



**2011 ARIZONA DIAMONDBACKS MEDIA GUIDE**



# The Stats Speak for Themselves

CFLs use 75% less energy than incandescent bulbs, saving you more than 40 energy dollars per bulb. They also last up to 10 times longer, and operate at cooler temperatures. To save you even more, APS has partnered with retailers to discount the price.

**Learn more about energy efficiency  
lighting at [aps.com/cfl](http://aps.com/cfl).**

This program is funded by APS customers and is approved  
by the Arizona Corporation Commission.





**CHASE FIELD**  
**401 EAST JEFFERSON STREET**  
**PHOENIX, AZ 85004**  
**PHONE: 602.462.6500**  
**FAX: 602.462.6600**



## TABLE OF CONTENTS

All-Star Game History .....	249-250
All-Time Roster & Uniform Numbers .....	246-247
Broadcasters - TV & Radio .....	348-355
Chase Field .....	16-19
Chronology .....	264-273
Coaches and Staff .....	40-53
Communications Staff & Resources .....	358
D. Baxter .....	18
D-backs in the Community .....	11-13
Expansion Draft Selections .....	264
First 13 Years .....	6-10
Franchise Firsts .....	263
Front Office Executives .....	25-38
Groundskeeper & Grounds Crew .....	57
Hall of Fame .....	286
Home Runs .....	236-242
Honor Roll .....	226-227
How The 2011 D-backs Were Built .....	64
How To Figure .....	362
In the Clubhouse .....	54-57
Items of Interest .....	362
Low-Hit Games .....	243
Major League Baseball 2011 All-Star Game .....	22-23
Manager Kirk Gibson .....	40-41
Media: Local Print, TV & Radio Media .....	356-357
Media Policies .....	358-361
Minor Leagues & Scouting:	
2010 First-Year Player Draft .....	295
All-Time First Draft Picks .....	307
Minor League Affiliates .....	300-307
Minor League Coordinators .....	296-299
Organizational Awards .....	308
Organizational Players .....	309-346
Scouting Department .....	293-294
Miscellaneous Records .....	244-245
Opening Day History .....	248
Organizational Culture .....	14-15
Player Profiles .....	65-214
Postseason History .....	274-285
Record Book .....	251-262

Review, 2010:	
Batting Statistics .....	218
Catching Breakdown .....	219
Day-By-Day .....	216-217
Highs & Lows .....	220
Major League Standings .....	224
Miscellaneous Statistics .....	221-222
Pitching Statistics & Lines .....	219
Won/Loss Breakdown .....	221
Rosters, 2011 .....	60-63
Salt River Fields at Talking Stick (Spring Training) ...	20-21
Schedule, 2011 .....	368
Staff Directory .....	2-3
Statistical History .....	228-235
Transactions, 2010 .....	223
TV & Radio Affiliates .....	356

### FILLERS

2001 World Championship Reunion Weekend .....	26
2005 Organization Of The Year .....	307
BBWAA - Arizona Chapter .....	356
Baseball Operations Annual Awards .....	292
Big Unit Has A Perfect Night In Atlanta .....	268
Chase Field Ground Rules .....	18
Communication Standards .....	359
D-backs Celebrate Schulte's 2,000th Game .....	350
D-backs Legends Race .....	50
D-backs Playing for the Planet .....	41
D-backs On The Internet .....	361
D-backs Remember Joe Black .....	231
D-backs Second-Fastest to Reach 1,000 Wins. ....	47
D-backs Tie Consecutive Homer Record .....	238
Gonzo Wins 2001 Home Run Derby .....	22
How The D-backs Were Built .....	64
Jackson Works Hard In No-Hitter .....	272
Los D-backs Honor Hispanic Heritage .....	352
Pre-Game Timing At Chase Field .....	42
Remembering Our Friends .....	355
Retired Numbers. ....	38

## THE 2011 MEDIA GUIDE

The Arizona Diamondbacks media guide was produced by Shaun Rachau, Casey Wilcox, Morgan Ballard and Mallory Conger of the Communications Department. Assistance was also provided by Greg Salvatore, Doug Alkire, Natasha Lyons, Lisa Gatchalian, Deirdre Cienki, Paul Middleton, Jim Myers and the staff at Ben Franklin Press.

Photography: Jon Willey, Jordan Megenhardt and Rick Scuteri; Barry Gossage Photography; Norm Hall; Major League Baseball photos; Getty Images; Lee Schmid and Joel Zolondek.

This edition of the media guide was printed by Ben Franklin Press.

Statistical information provided by MLB Statistical System, Elias Sports Bureau, STATS, Inc., baseball-reference.com and hittrackeronline.com. All ages are figured as of April 1, 2011.

The Arizona Diamondbacks media guide is a copyrighted publication. Those desiring to use this information for commercial purposes should contact the Arizona Diamondbacks Baseball Club.

## STAFF DIRECTORY

### EXECUTIVE OFFICE

Managing General Partner .....	Ken Kendrick
General Partners.....	Mike Chipman, Jeff Royer
President & Chief Executive Officer .....	Derrick Hall
Executive Vice President & Chief Financial Officer.....	Tom Harris
Executive Vice President, Business Operations.....	Cullen Maxey
Executive Vice President & General Manager .....	Kevin Towers
Senior Vice President, Scouting & Player Development .....	Jerry Dipoto
Senior Vice President, Ticket Sales & Marketing.....	John Fisher
Senior Vice President & General Counsel.....	Nona Lee
Senior Vice President, Chief Human Resources & Diversity Officer .....	Marian Rhodes
Special Assistant to the President & CEO .....	Luis Gonzalez
Special Assistant to the President & CEO ...	Roland Hemond
Brand Director.....	Doug Alkire
Hispanic Relations Consultant .....	Richard Saenz

### ACCOUNTING

Vice President, Finance .....	Craig Bradley
Director, Financial Management & Purchasing.....	Jeff Jacobs
Director, Accounting.....	Chris James
Accounting Supervisor.....	Jeffrey Barnes
Accounts Receivables & Payables Specialist II ....	Christina King
Staff Accountant.....	Becky Owen
Administrative/Accounting Assistant.....	Kellie Tarin

### ADMINISTRATION

Executive Assistant to the President & CEO .....	Brooke Mitchell
Executive Assistant to the Managing General Partner & CFO.....	Sandra Cox
Executive Assistant to EVP, Business Operations.....	Katy Bernham
First Impression Specialist.....	Whitney Temple

### BASEBALL OPERATIONS

Vice President, Special Asst. to the GM .....	Bob Gebhard
Assistant General Manager.....	Billy Ryan
Assistant to the GM & Major League Scout.....	Bill Bryk
Spec. Asst. to the GM/Dir., Latin American Ops.....	Junior Noboa
Director, Scouting.....	Ray Montgomery
Director, Pro Scouting.....	Mike Berger
Director, Player Development.....	Mike Bell
Assistant Director, Player Development.....	Quinton McCracken
Senior Director, Team Travel & Home Clubhouse Manager .....	Roger Riley
Director, Player Personnel.....	Shiraz Rehman
Director, International Scouting .....	Carlos Gomez
Director, Pacific Rim Operations .....	Mack Hayashi
Director, Major League Scouting/Asst. to the GM.....	Ryan Isaac
Senior Advisor, Pacific Rim Operations .....	Jim Marshall
Scouting Coordinator.....	Brendan Domaracki
Major League Advance Scout.....	Mark Weidemaier
Major League Scout.....	Todd Greene
Major League Head Athletic Trainer .....	Ken Crenshaw
Major League Assistant Athletic Trainer.....	PJ Mainville
Major League Strength & Conditioning Coordinator .....	Nate Shaw
Major League Manual & Performance Therapist.....	Neil Rampe
Manager, Equipment & Visiting Clubhouse .....	Bob Doty
Assistants, Home Clubhouse.....	Jimmy Garrett, Lupe Uribe, Shawn Moore, Chad Chiffin
Assistants, Visiting Clubhouse.....	Charlie Hrvatin, Brad Grems, Scott Baarson, Shane Sanchez
Bullpen Catcher .....	Jeff Motuzas
Manager, Minor League Administration .....	Susan Webner
Baseball Operations Video Coordinator .....	Jim Curriagan

### BASEBALL OPERATIONS (cont.)

Baseball Operations Video Coordinator .....	Jim Curriagan
Major League Video Coordinator.....	Allen Campbell
Baseball Operations Assistant .....	Sam Eaton
Scouting Administrator .....	Jennifer Blatt
Pro Scouts.....	Joe Bohringer, Tim Schmidt, Mike Piatnik, Tom Romenesko, Michael Brown, Pat Murtaugh, Mike Sgobba
Scouting Supervisors .....	Spencer Graham, Greg Lonigro, Steve McAllister, Howard McCullough
Scouts.....	Shawn Barton, John Bartsch, Nathan Birtwell, Rodney Davis, Kyle Denney, Todd Donovan, Micah Franklin, Hal Kurtzman, T.R. Lewis, Jeff Mouser, James Mouton, Don Reynolds, Joe Robinson, Jesus Salinas, Rick Short, Matt Smith, George Swain, Frankie Thon, Jr., Luke Wrenn
Minor League Coordinators.....	Alan Cockrell, Chad Kreuter, Tony Perezchica, Jeff Pico, Bill Plummer, Hatuey Mendoza, Mel Stottlemeyer, Jr., Joel Youngblood
Minor League Medical Coordinator.....	Ryan DiPanfilo
Minor League Asst. Medical Coordinator.....	Jimmy Southard
Minor League Strength Coordinator .....	Brett McCabe
Minor League Complex Coordinator.....	Robert Bensinger
Minor League Complex Assistant.....	Ben Dorgan
Minor League Clubhouse Assistant.....	James Cameron

### BROADCASTING

Vice President, Broadcasting .....	Scott Geyer
Senior Director, Game Operations & dbTV .....	Rob Weinheimer
Radio Engineer .....	Leo Gilmartin
Manager, Broadcast Engineering .....	Steve Silvertooth
Video Engineering Specialist III .....	Pat Reynolds
Audio Engineering Specialist III .....	Eric Hanson
Video Editor/Media Specialist III .....	Steve Miller
Supervisor, Game Operations & Video Production .....	Will Posthumus
Supervisor, Game Operations & Entertainment.....	Noah Berlin
Coordinator, Broadcasting .....	Leslie Farrell
Supervisor, Game Operations and dbTV .....	Josh Defamio
Broadcaster, TV Color Analyst .....	Mark Grace
Broadcaster, TV Play-by-Play .....	Daron Sutton
Broadcaster, Radio & TV Play-by-Play.....	Greg Schulte
Broadcaster, Radio Color Analyst.....	Tom Candiotti
Broadcaster, Radio Play-By-Play & Host .....	Jeff Munn
Broadcaster, Radio Color Analyst.....	Mike Feters
Broadcaster, Spanish Radio Color Analyst ...	Miguel Quintana
Broadcaster, Spanish Radio Play-by-Play .....	Oscar Soria
Entertainment Assistant.....	Zach Hall
Musical Mascot & Entertainment Assistant ...	Bobby Freeman
Producer.....	Matt Shelton

### COMMUNICATIONS

Vice President, Communications.....	Shaun Rachau
Manager, Player & Media Relations .....	Casey Wilcox
Coordinator, Player & Media Relations.....	Morgan Ballard
Coordinator, Communications.....	Mallory Conger

### COMMUNITY AFFAIRS

Vice President, Corporate & Community Impact.....	Debbie Castaldo
Director, Community Affairs .....	Kristine Hedlund
Manager, Community Programs .....	Tara Trzinski
Sr. Coordinator, Community Affairs.....	Robert Itzkowitz
Business Manager.....	Rachael James
Coordinator, Diamondbacks Foundation.....	Maxine Royer



# STAFF DIRECTORY

## CORPORATE PARTNERSHIPS

Senior Director, Corporate Partnerships..... Steve Mullins  
Sr. Account Manager, Corporate Partnerships ..... Tim Emory  
Director, Corporate Partnership Services ..... Kerri White  
Account Executive, Activations ..... Erin Ross  
Account Executive, Corporate Partnerships ..... Jeff Campbell  
Account Executive, Corporate Partnership  
Services ..... Sarah Bunner, Matt Helmeid  
Tiffanie Tallman, Kristie VanEngelen  
Business Manager, Corporate Partnerships ..... Sienna Wagnon  
Administrative Asst.,  
Community and Corp. Partnerships ..... Alison Lund

## FACILITIES & EVENT SERVICES

Vice President, Facilities & Event Services..... Russ Amaral  
Director, Facility Services ..... Jim Hawkins  
Director, Security..... Sean Maguire  
Director, Event Services ..... Bryan White  
Director, Facilities Engineering..... Jim White  
Sr. Manager, Facilities Engineering..... Marshall Cheever  
Manager, Facilities Services ..... Oscar McLaurin  
Manager, Security ..... Gregory Green  
Guest Services Managers, Event Services ..... Sharon Holmes,  
Eric George, Kurt Kleinknecht  
Systems Manager, Facilities Engineering..... Alan Sokolsky  
Supervisor, Facilities Engineering..... Tim Casey  
Supervisor, Facility Services..... Ramon Grijalva  
Supervisor, Facility - Housekeeping..... Trinidad Grijalva  
Facility Services Assistant..... Juan Pozos  
Facilities Assistant - Housekeeping ..... Samantha Granado,  
Leonardo Mares, Barbara Trujillo  
Roof Specialist ..... Chris Near  
Event Coordinator..... Stephanie Scheidler  
Administrative Assistant ..... Jennifer Driver  
Administrative Assistant, Facilities Engineering..... Gail Finley  
Administrative Assistant, Security..... Audra Tiffany  
Coordinator, Mail Services ..... Andres Guillen  
Control Room Coordinator..... Mike Pekar  
Supervisor, Security..... Richard Hill, Gary Hadley  
Security Officers..... Robert Anderton, Rico Arellanes,  
Felipe Barreras, Reynaldo Cota Jr., Mike Crocker,  
Harvey Epstein, Ryan Fairchild, Fritz Huble,  
Ben Kucaba, John Mahan, Larry Moyer,  
Terry Reed, John Warnock, Arthur Woodson  
Engineering Technicians..... Michael Fox, Kevin Griffin,  
Leonard Jack, Gene Leatherwood, Jesus Lugo,  
Doug Montonaro, Amy Habermann, Doug Wellington,  
Dallas Wood, Phillip Wirth, Kevin Yoder  
Head Groundskeeper ..... Grant Trenbeath  
Assistant Head Groundskeeper..... Karl Gant  
Outside Landscaper/Groundskeeper ..... Doug Pierski  
Groundskeepers..... Brandon Isbell, Chris Arnold

## HUMAN RESOURCES

Benefits Manager.....Josie Deiningner  
First Impression Specialist & Staff Assistant.....Judge Allen  
First Impression Specialist.....Chuck Massari  
Administrative Assistant ..... Deidre Ivory

## INFORMATION TECHNOLOGY

Vice President & Chief Information Officer .....Bob Zweig  
Manager, IT Systems Infrastructure..... John Daly  
Network Manager ..... Manuel Sanchez  
Manager, Application Development .....Craig Pozen  
IT Business Systems Administrator..... Travis Rockey  
IT Systems Administrator .....Ed Pluck

## LEGAL

Associate General Counsel.....Caleb Jay  
Administrative Assistant ..... Candace Kerege

## SPECIAL PROJECTS & FAN EXPERIENCE

Senior Director, Special Projects &  
Fan Experiences ..... Graham Rossini  
Director, Baseball Outreach & Development..... Jeff Rodin  
Business Manager, Baseball Outreach &  
Development.....Jeff Swanson  
Coordinator, Baseball Outreach &  
Development.....Jennifer Howland  
Manager, Ballpark Attractions .....Ryan Ginsberg  
GM & Spring Training Operations Manager ..... Dave Dunne

## TICKET SALES & MARKETING

Vice President, Business Development .....Jason Howard  
Senior Director, Marketing..... Karina Bohn  
Director, Hispanic Marketing .....Julie Romero  
Director, Publications.....Greg Salvatore  
Manager, Fan Loyalty & Promotions..... Dustin Payne  
Senior Marketing & Media Specialist .....Rayme Lofgren  
Coordinator, Creative Services ..... Boyd Erickson,  
Lisa Gatchalian  
Team Photographer & Mgr., Imaging Services .....Jon Willey  
Manager, Suite & Premium Services .....Diney Ransford  
Director, Ticket Development & Operations.....Kenny Farrell  
Sr. Manager, Ticket Operations ..... Luis Calderon  
Director, Groups & Suite Sales.....Scott Worden  
Manager, Group Sales ..... Patrick (PJ) Keene  
Director, Season Ticket Services..... Cory Parsons  
Manager, Ticket Technology .....Eric Nuhfer  
Manager, Season Ticket Services .....Mandi Howard  
Supervisor, Inbound Ticket Sales ..... Marcos Moreno  
Sr. Account Exec. & Team Lead,  
Season Ticket Sales ..... Stephen Cox  
Sr. Account Exec. & Team Lead, Suite Sales..... Tim Martin  
Data Manager..... Steve Behling  
Data Assistant, Ticket Operations..... John Troglia, Neil Birdsall  
Supervisor, Box Office.....Sandy Quinonez  
Ticket Coordinator.....Ashley Gilman  
Spring Training Box Office Manager..... Josh Simon  
Spring Training Sales Consultants .....DeLorean Davis,  
Eric Hausen  
Manager, Inside Sales .....Ryan Holmstedt  
Account Executive, Season Ticket Sales ..... Travis Baker,  
Brandon Bennett, Mike Dellosa, Duane Haring,  
Andre Luck, Chris Kennedy  
Account Executive, Group & Suites Sales.....Mike Abraham,  
Tiffany Deutsch, Jeremy Eisler, Johanna Kasdorf,  
Brian McCaman, Anthony Synegal  
Account Exec., Group &  
Multicultural Sales.....Elena Mendoza-Stone  
Account Executive, Season Ticket Services .....Joel Albers,  
Cara Davison, Chad Frosland,  
Jamie Gostyla, Matt Ritchie  
Sales Consultants.....Breanna Adams, Jennifer Bernstein,  
Carsten Bocchi, Adam Booth, Dave Campione,  
Brandin Cohen, Matt Crandley, Ryan Dugan,  
Alexis Espinosa, Erika Kettler, Matt Smith, Brian Rooney



**ALL 30  
TEAMS  
INCLUDING  
THE ONE THAT  
REALLY MATTERS**



**TM**

**OUR NATIONAL PASTIME ALL THE TIME®**

Visit [MLBNetwork.com](http://MLBNetwork.com) to find your channel number.

© 2011 THE MLB NETWORK, LLC. ALL RIGHTS RESERVED.



**D-BACKS ORGANIZATION**



## A THRILLING RUN

### THE FIRST 13 YEARS OF D-BACKS BASEBALL

The 2011 season looks to be a season of improvement for the Arizona Diamondbacks, who under the direction of new Executive Vice President and General Manager Kevin Towers, hope to build upon the team's past success.

Following an offseason that saw heavy roster turnover, and the hiring of interim manager Kirk Gibson on a permanent basis, the D-backs are poised to compete in the ultra-competitive National League West in 2011.

In September 2010, the team introduced Towers as its new General Manager in what would be the beginning of many changes for the D-backs.

When Towers was hired, it was clear that change would be coming, and did it ever.

In the offseason, former big league managers Alan Trammell and Don Baylor along with former players Charles Nagy and Eric Young joined Matt Williams and Glenn Sherlock on Gibson's coaching staff.

As expected, Towers embarked on a major overhaul of the D-backs' roster. The bullpen immediately became a huge area of emphasis for Towers, and he wasted little time in making improvements.

J.J. Putz was signed to serve as the team's closer. Relievers Daniel Hernandez and Kam Mickolio were acquired in a trade with Baltimore in exchange for Mark Reynolds. Former Pittsburgh Pirates All-Star Zach Duke and former Detroit Tiger Armando Galarraga were acquired to bolster the starting rotation.

The pitching staff wasn't the only area that saw significant turnover, however. Veteran infielders Melvin Mora and Geoff Blum are set to take over the third base duties.

In December, Towers brought in outfielder Xavier Nady and catcher Henry Blanco. Nady figures to see

time in the outfield while providing insurance at first base. Blanco, meanwhile, will serve as Miguel Montero's backup behind the plate.

It looks to be an eventful summer at Chase Field as the many new faces make their D-backs debuts. Chase Field and downtown Phoenix will be on national display when the 2011 All-Star Game comes to the Valley in July.

With plenty of new faces throughout the organization along with the return of young stars such as Justin Upton, Chris Young, and Daniel Hudson, the D-backs are loaded with talent heading into the 14th season of Major League Baseball in Arizona.

Of course, although the D-backs are 13 years old as a competitive entity, they were actually born 15 years ago on March 13, 1995, when Major League Baseball awarded franchises to Arizona and Tampa Bay at a record cost of \$130 million per franchise.

And the foundation for the Valley's entry into MLB had actually been laid five years before that when the Arizona Legislature passed a bill authorizing Maricopa County to assess a quarter-cent sales tax for the express purpose of building a baseball-only facility.

Groundbreaking ceremonies for an air conditioned \$354 million downtown structure complete with retractable roof, swimming pool in right field, and nostalgic dirt path between the mound and home plate were held Nov. 16, 1995, and included the novelty of an actual game between two Little League teams on a specially built kids-size field.

With Opening Day still some three years away, Buck Showalter, late of the New York Yankees, was hired as the team's first manager.

The assembling of the team officially began with



Andy Benes throws the first pitch in franchise history against Colorado's Mike Lansing, March 31, 1998.

the selection of left-handed pitcher Nick Bierbrodt in the team's first-ever amateur draft in 1996, and the signings of first baseman Travis Lee and pitcher John Patterson.

Shortly thereafter, infielder Jay Bell of the Kansas City Royals became the first Major League player to sign with the team, and lefthander Brian Anderson of the Cleveland Indians was the first player chosen by the team in the expansion draft.

Finally, the big day everybody had been waiting for arrived — March 31, 1998, Opening Night at Bank One Ballpark.

The Colorado Rockies were the parties of the second part, Andy Benes was the D-backs' starting pitcher, and Lee got the team's first hit and also hit the team's first home run.

This was the start of a great "honeymoon" for the team, and nobody was the least bit surprised or even slightly bothered when it lost 31 of its first 40 games.

And it's not like there weren't any highlights. Center fielder Devon White drove in 85 runs, stole 22 bases, and tied with Lee for the club lead in home runs with 22. Benes won 14 games.

Omar Daal was 8-12, but had a fine 2.88 ERA, and Gregg Olson's 30 saves earned him club Pitcher of the Year honors. David Dellucci, who quickly became a fan favorite with his acrobatic catches in the outfield, hit a solid .260.

As a team, the D-backs finished strong, playing .500 ball over the final 24 games, including an expansion record-tying seven-game winning streak in September, and finished at 65-97, which left them last in the N.L. West, but was quite respectable for an expansion team.

The club also had 21 sellouts and drew 3,602,586 fans, and everybody went home for the winter happy with the team's first season.

During the offseason, the D-backs went on a spending spree that netted pitchers Randy Johnson, Armando Reynoso, and Greg Swindell, and center fielder Steve Finley. Then-General Manager Joe Garagiola Jr. acquired Luis Gonzalez and Tony Womack in trades that turned out to be steals. And during the season he reeled in Marlins closer Matt Mantei.

Gonzalez, who came over from Detroit with a nice chunk of cash in exchange for outfielder Karim Garcia, would become the face of the franchise and deliver the winning hit off closer Mariano Rivera in Game 7 of the 2001 World Series.

But the rest, as they say, is history.

Johnson went on to lead the Majors in strikeouts (364) and complete games, and would go on to win 17 games and the first of his four Cy Young Awards here while posting a 2.48 ERA.

Gonzalez, meanwhile, had one of several career years he would fashion with the D-backs, hitting .336, with 26 home runs and 111 RBI, and putting together that hitting streak.

And he had plenty of help. Matt Williams hit 35 home runs and had 142 RBI, and Bell was good for 38 and 112. Womack stole 72 bases while hitting .277 and Mantei saved 22 games while striking out 49 in 29 innings as the D-backs went from 65 wins to 100 to take the West by a landslide.

They lost their first-ever playoff game to the New



Danny Bautista slides head-first at home plate on Tony Womack's game-ending single that staked the D-backs to a 2-1 victory over the Cardinals, propelling Arizona into the NLCS against Atlanta.

York Mets, 8-4, but came back behind some gutsy pitching by Stottlemire and five RBI by Finley to win Game 2, 7-1. With the Division Series moving to New York, the Mets won Game 3, 9-2, and then won the series in Game 4, 4-3.

The 2000 campaign was most notable for another great award-winning season from Johnson and the in-season acquisition of pitcher Curt Schilling.

As for Johnson, he again led the Majors in strikeouts (347) and tied for the league lead in complete games (eight) and shutouts (three) while putting together a 19-7 record and 2.64 ERA.

Gonzalez did his bit, hitting 31 home runs and again driving in over 100, but otherwise, due mostly to a series of injuries, especially to slugger Williams and closer Mantei, the D-backs had a 15-victory drop off and slipped to third in the West.

The disappointing season led to the dismissal of Showalter, with Bob Brenly coming down from the broadcast booth to take over as manager — and the stage was set for one of the greatest seasons in the history of Arizona sports.

There will never be another year like 2001. This is not to say the D-backs will never win another World Series, but rather that there will never be an experience as exhilarating as that first one, especially when you factor in the Yankees, the grim background of Sept. 11, and the dramatic twists and turns of the series itself.

The regular season was exciting enough, what with Gonzalez hitting those 57 home runs and driving in 142, Johnson racking up a third-straight Cy Young Award with 21-6 mark and a 2.49 ERA and Schilling going 22-6 and 2.98.

But the fun was just beginning.

The D-backs took out the St. Louis Cardinals in the Division Series, with Womack delivering the key hit in Game 5, then blew the Atlanta Braves away in five games in the Championship Series.

And now it was the upstart D-backs, who were all of four years old, against the lords of the realm, the Yankees.

Schilling and the upstarts overpowered the Yankees 9-1 in Game 1 here, and won Game 2 behind Johnson 4-0. With the series shifting to Yankee Stadium in the very shadow of Ground Zero, the "aura" and "mystique"

of the Bombers that Schilling had poked fun at seemed to kick in.

The Yanks won Game 3 in fairly routine fashion, 2-1, behind Roger Clemens and Mariano Rivera, but the next night, with the Yanks down 3-1 and two out in the ninth, Tino Martinez hit a two-run home run off Byung-Hyun Kim, and Derek Jeter drove in the winning run with a fly ball in the 10th.

The following night, with the series tied at 2-2 the Yanks went into the ninth down 2-0. This time Scott Brosius hit a two-run home run off Kim, the Yanks survived a bases loaded situation in the top of the 11th and Alfonso Soriano drove in the winning run in the bottom of the 12th to send the series back to Phoenix with the Yankees leading 3-2.

Could anything top the drama in New York? Well, yes it could, but not right away.

Behind Johnson, the D-backs blew Andy Pettitte and the Yankees away 15-2 in Game 6, sort of the lull between dramas, as it were.

In Game 7, Schilling and the D-backs clung to a 1-0 lead over Clemens and the Yankees through six innings on Danny Bautista's RBI double, but Martinez tied it with an RBI single in the seventh, and when Soriano led off the eighth with a home run the Yanks took a one-run lead that loomed as large as 10 with Rivera and his 23 straight postseason saves warming up in the bullpen.

But Grace opened the home ninth with a single, and the usually smooth-fielding Rivera threw wildly to second on a sacrifice. One out later, Womack lined a double into the right field corner to drive in the tying run and advance the potential winning run to third.

Counsell was hit by a pitch to load the bases, and with the infield drawn in Gonzalez hit a soft little bloop that barely reached the outfield grass, Bell scored and pandemonium ensued.

The D-backs were World Champions, and fittingly, the winning pitcher — working in relief with just one day



Randy Johnson and Curt Schilling raise the World Series Most Valuable Player award after sharing the honor by going a combined 4-0 with a 1.40 ERA during the Fall Classic. They were also named Co-Sportsmen of the Year by Sports Illustrated.

of rest — was Johnson. It was his third win of the Series, and earned him co-MVP honors with Schilling.

With the Big Unit and Schilling at their peak, the D-backs seemed to be favorably positioned for a repeat.

And indeed, the D-backs won six more games in 2002 than they had the previous year and claimed their third division title in five years, with Johnson going 21-6 and annexing a fourth straight Cy Young Award, and Schilling going 22-6.

But injuries, including the late season loss of Gonzalez, left the depleted D-backs in no shape to deal with the Cardinals, who swept them in the Division Series.

The injury-driven downward spiral continued in 2003, only more swiftly. Johnson went down on April 12 with a knee problem that would require surgery and limit him to 18 starts. Schilling had an appendectomy in April, broke a bone in his pitching hand in May and wound up making only 24 starts, and relievers Mike Koplove and Mantei also went down.

And that was just the pitchers. Among position players, Counsell missed two months with a thumb injury.

Pitchers Brandon Webb and Jose Valverde topped a list of 13 rookies that played for the big club that year. Webb had 10-9 record with a 2.84 ERA and opposing hitters batted only .212 against him, the third best figure in the National League. Valverde took up some of the slack in the depleted bullpen, racking up nine saves in May alone.

The downward spiral hit warp speed in 2004 when so many players went down with injuries, the club fielded its least experienced team since expansion, and lost 111 games.

But there were slivers of a silver lining even in this cloud, most notably Johnson's perfect game in Atlanta. He finished the season 16-14 and was second in the Cy Young race behind Clemens, though Johnson had better



Craig Counsell, Curt Schilling and David Dellucci surround Luis Gonzalez after his game-winning hit to end the World Series against the Yankees.





**Brandon Webb captured the 2006 Cy Young Award.**

numbers in ERA (2.60 to 2.98), innings pitched (246 to 214) and strikeouts (290 to 218).

With the team in free-fall, Brenly was replaced as manager by Al Pedrique.

With Josh Byrnes installed as Senior Vice President and General Manager, and former bench coach Bob Melvin rejoining the team as manager, the upward spiral began in 2005. Schilling and Johnson were gone, but Gonzalez and Counsell were healthy again, Tony Clark had a sensational year with 30 home runs and 87 RBI in just 349 at bats, Troy Glaus hit 37 home runs and the club recorded a 26-win improvement at 77-85.

The upward spiral hit a slight hiccup in 2006, an emotional year of transition in which the D-backs said goodbye to veterans like Gonzalez and Counsell, and symbolically handed the torch to the what was hoped — and did turn out to be — next generation of winners.

Webb had quite a year, fashioning a 16-8 record with a 3.10 ERA, making the All-Star team, and capping it off by winning the Cy Young Award.

In 2007 the D-backs fooled the experts who, while lauding the team's collection of young talent, felt it was a year away from contender status in the West.

Oh, how wrong they were — the D-backs won 90 games, captured their fourth division title and beat the Cubs in the NL Division Series.

Center fielder Chris Young became the only second rookie in Major League history to have a 30-20 season and Webb made a strong run at another Cy Young Award, finishing second (18-10, 3.01).

In 2008, Webb and newcomer Dan Haren — acquired via a trade with Oakland in the offseason — each spent much of the season in the discussion for the National League Cy Young Award, with Webb eventually finishing second. He shattered his previous career high in wins with 22.

Haren was also brilliant, nearly mirroring Webb's totals in innings pitched and earned runs allowed. He led the D-backs in strikeouts with 206 and matched that

with an absurdly low 40 walks, equating to less than two per nine innings.

The offense in 2008 saw breakout seasons by Upton and Stephen Drew, with continuing progression from Conor Jackson, Chris Snyder, Reynolds and Young. Drew was the team's best offensive player in the second half of the season, hitting .326, and reaching base 110 times with 23 doubles in 64 games. He led all big-league shortstops in extra-base hits for the season.

Upton got off to a terrific start, posting a .372 on-base percentage in March and April, with six doubles and five home runs. After battling back from an injury that kept him sidelined midseason, he finished as strong as he started, belting six doubles and four home runs with a .353 on-base percentage in September.

The feel-good story of the year was, undoubtedly, that of Davis. Diagnosed with thyroid cancer days before the start of the season, Davis spent six weeks on the disabled list, returning in dramatic fashion. He started in Atlanta on May 23, 44 days after his last start, and threw seven innings, allowing one run on just five hits and two walks to pick up a win.

The 2009 season was marred by time lost due to injuries, and it began almost immediately. Webb made his Opening Day start, but never took the mound again for the D-backs, as shoulder stiffness necessitated surgery. Jackson dealt with an illness early in the season, and after being diagnosed with Valley Fever, he, too, was shelved for the year. Snyder played through back pain, and was eventually shut down for six weeks midseason, and then again for the year in late August.

The year wasn't all bad news, by any means. Haren was brilliant, making his third consecutive trip the All-Star game, and second as a member of the D-backs. He finished fifth in N.L. Cy Young Award voting after going 14-10 with a 3.14 ERA in 229 1/3 innings.

Justin Upton had a breakout season, batting .300 with 26 home runs, 20 stolen bases, 85 RBI and 84 runs. His .366 on-base percentage led all D-backs regulars. Upton was named to his first All-Star Game in 2009, accompanying Haren to St. Louis.

Reynolds was the D-backs' other significant power bat, exploding for 44 home runs and 102 RBI, with a career-high .543 slugging percentage. He was one of only five N.L. batters to clear the 40-home-run barrier.



**The D-backs celebrate winning their fourth NL West title in Colorado on Sept. 28, 2007.**





**Stephen Drew hit for the third cycle in franchise history on Sept. 1, 2008 (as seen above), and was named the D-backs' Player of the Year by the Arizona chapter of the Baseball Writers Association of America in 2008.**

On May 7, 2009, the team replaced Melvin at manager with A.J. Hinch, who brought with him new hitting coach Jack Howell and pitching coach Mel Stottlemire Jr.

Following the season, the D-backs made some significant changes to the roster, adding veteran bats and arms. Starting pitchers Edwin Jackson and Ian Kennedy were acquired in a three-way trade to join Webb and Haren in the rotation. Atlanta Braves first baseman Adam LaRoche and second baseman Kelly Johnson both signed in free agency.

Despite the plethora of new additions to the D-backs' roster, the team fell to the bottom of the NL West yet again in 2010.

Another major shakeup in the front office and manager's chair took place on July 1 when both Byrnes and Hinch were relieved of their duties. Former Vice President, Player Personnel Jerry Dipoto took over Byrnes' post on an interim basis while bench coach Kirk Gibson assumed the role of interim manager.

The struggles on the field continued for the D-backs during the second half of the season. In the end, Arizona finished with a 65-97 record and in last place in the NL West.

Despite not achieving the desired team results, 2010 saw several players achieve great success on the baseball diamond.

Kennedy and Johnson certainly did not disappoint in their first seasons in the desert. In his first full season in the Major Leagues, Kennedy earned nine wins with a 3.80 ERA. Kennedy showed dominance at times includ-



**Mark Reynolds' season was one of the bright spots in 2009.**



**Ian Kennedy earned D-backs' Pitcher of the Year honors from the Arizona chapter of the BBWAA in 2010.**

ing his start on Aug. 26 when he tossed seven innings of one-hit baseball against the Padres.

Johnson experienced a breakout year at the plate with 26 home runs, 93 runs, 166 hits and 71 RBI.

Johnson's success at the plate was in full swing on July 24 against the Giants when he became the fourth player in team history to hit for the cycle.

Centerfielder Chris Young bounced back in 2010, and represented the D-backs at the All-Star Game in Anaheim. Young batted .257 with 27 home runs and drove in 91 runs.

On Aug. 7, fans packed Chase Field in the number retirement ceremony honoring Gonzalez. The pregame festivities were not the only reason to celebrate for D-backs faithful that night.

After leading off the game with a home run, Young struck again in the bottom of the ninth inning with a walk-off home run to seal the 6-5 victory over the Padres.

A pleasant surprise for the D-backs came in the form of right-hander Daniel Hudson who was acquired from the White Sox near the trade deadline.

Hudson quickly made an impact on the mound by winning his first three starts, and compiling a 7-1 record with a red hot 1.69 ERA. Hudson threw at least seven innings, and surrendered a combined four runs in his first three starts.



**Kelly Johnson had a career-best season in 2010.**

## D-BACKS WORKING TOGETHER AND GIVING BACK IN ARIZONA



*Established in 1997, the Arizona Diamondbacks Foundation focuses its efforts on three main areas of need: homelessness, indigent healthcare, and children's programs of all types, including education and youth baseball field development. Through fundraising activities, the team's charitable arm has raised and donated more than \$17 million to the Arizona community. The cornerstone of giving for the foundation is the "Diamonds Back" Field Building Program, which has built or refurbished 30 youth baseball fields in Arizona since 2000.*

To say the Arizona Diamondbacks have a passion for community giving is an understatement.

For the last 14 years, the organization's ownership group, employees and players, along with the Arizona Diamondbacks Foundation, have been "working together" with numerous non-profit organizations and "giving back" to those who need a helping hand throughout Arizona. Whether it has been \$100,000 Grand Slam Award grants, building youth baseball and softball fields in underserved areas or assisting dedicated fans through a downturn in the economy, money raised by the D-backs has been kept in Arizona to help those that are less fortunate.

Since forming the Arizona Diamondbacks Foundation in 1997 a year before the expansion team took the field in 1998, the organization and the Foundation have made charitable contributions totaling \$25.8 million to non-profit organizations throughout Arizona over the last 14 years. The organization's total giving includes \$17.2 million in donations from the Arizona Diamondbacks Foundation and an additional \$8.6 million from the club for sponsorships of local charitable events and cash contributions for multi-year capital campaigns to various organizations. The D-backs, who donated \$2.4 million to local organizations in 2010, give back more each year than the combined totals of other the professional sports teams in Phoenix.

To summarize the D-backs commitment to establishing a footprint in communities throughout Arizona, the organization became the first professional sports team to win the inaugural 2010 United Nations NGO Positive Peace Award, beating out other finalist MLB teams such as the Texas Rangers, Kansas City Royals, Chicago White Sox as well as the NBA's Cleveland Cavaliers and Atlanta Hawks and NFL's Pittsburgh Steelers, Kansas City Chiefs and Indianapolis Colts. The award, which names the D-backs the most

positive team in the world and is viewed as a 21st century peace prize, honors and recognizes organizations positively impacting their communities through corporate responsibility. The D-backs were specifically awarded for their work with the Southwest Autism Research & Resource Center (SARRC) and the Boys & Girls Club of Metropolitan Phoenix.



2010 United Nations  
NGO Positive Peace Award

True to its mission statement, the Arizona Diamondbacks Foundation focuses on three areas of need: homelessness, indigent healthcare and youth education programs of all types. The Foundation began awarding Grand Slam Award grants in 2002, including \$100,000 to youth programs such as Junior Achievement of Arizona to prepare children to succeed in a global economy and to Great Hearts Academies' Teleos Prep Academy to be the first of its kind in the metro Phoenix area to deliver a top-tier, college prep education in a low-income community. The \$100,000 grants have also assisted with indigent healthcare concerns in the Valley by providing Clinica Adelante a 39-foot mobile medical clinic to provide healthcare services at 17 schools in 11 rural communities and establishing a D-backs Good DeedWorks program with SARRC to provide teens with autism disorders training, mentoring and volunteer experiences as a means of occupational therapy. Additional grants were awarded to homeless causes such as the Desert Mission Food Bank to provide a refrigerated truck to deliver food throughout the Valley and to the Society of St. Vincent de Paul's evening meal program. Overall, 24 Grand Slam Awards

totaling \$2.3 million have been distributed from 2002-10 in addition to more than 800 program grants since 1998 totaling \$3.7 million.

In their existence, the D-backs have been leaders within the sports industry by developing innovative programs that target specific needs.

After hearing that many of their fans were facing troubling times during the recent economic



Ken Kendrick, Jay Leno and Derrick Hall at Evening on the Diamond.



**Tuzos Soccer Club**

downturn, the D-backs became the first professional sports team to create a season-ticket scholarship program following the 2007 season to provide season tickets for fans who lost jobs or suffered a change in circumstances. The team rewarded 20 families a total of 75 lower-level season tickets valued at \$115,000 for the 2011 season and have given out a total of 179 tickets worth \$365,000 to 57 families during the four-year existence of the program.

The D-backs have also been leaders in developing diversity programs in local communities. Since 1997, the D-backs and the Arizona Diamondbacks Foundation have donated \$8 million to Hispanic-based foundations or community-based programs that serve the Hispanic community. Since 2009, the D-backs and Managing General Partner Ken Kendrick have contributed nearly \$200,000 to the Tuzos Soccer Club to underwrite the league's expenses with costs for registration, field-use fees, uniforms and equipment. The Club allows players from low-income families the opportunity to play in high-level tournaments, where players can be seen by college and soccer coaches and have the opportunity to receive scholarships. The club has also provided D-backs tickets to students that excel at Title 1 elementary schools in the shadows of Chase Field through its President Pass program with St. Joseph's Hospital & Medical Center and middle and high school students through its D-backs Honor Roll program with University of Phoenix. The D-backs have also partnered with the Native American Baseball Invitational (NABI) to host an inter-tribal Native American youth baseball and softball tournament featuring more than 700 children representing 32 tribal nations throughout the country for the past 12 summers.

Since 2000, the Arizona Diamondbacks Foundation has built or refurbished 30 baseball fields as part of the "Diamonds Back" Field

Building Program that have cost nearly \$6 million. With the aid of APS, local businesses and monetary donations from individual players, the program has allowed children from across the state to play baseball and softball at quality facilities. The fields generally feature new lights, an electronic scoreboard, new fencing and backstops, new irrigation and new grass and dirt.

A staple in the community during his eight-year career with the D-backs, Luis Gonzalez wanted to continue to give back to youth-based charities after joining the D-backs front office near the end of the 2009 season. He created "Going Gonzo for Kids" as a multi-faceted fundraising initiative to capture the D-backs and his shared passion for positively impacting the lives of children. "Going Gonzo for Kids"

raised \$100,000 during the 2010 season and immediately gave the money back to children's charities such as Boys & Girls Club of Metropolitan Phoenix, St. Peter's Mission School, 100 Club of Arizona, Home Base Youth Services, Southwest Human Development, Juvenile Diabetes Research Foundation, Maggie's Place, Special Olympics of Arizona and SARRC.

To help fund the Foundation's unique programs throughout Arizona, the D-backs have been innovative in how they have fundraised to support their giving ways.

In 2007, the D-backs became the first professional sports team in Arizona to partner with Arizona's Department of Motor Vehicles to offer a branded license plate for their fans. Since then, nearly 9,000 fans have registered their vehicles with a D-backs license plate and \$17 of the \$25 annual fee goes directly back to the Arizona Diamondbacks Foundation each year.

In just four years, the Foundation's signature event – Evening on the Diamond – has been ranked by the Phoenix Business Journal as the seventh-largest fundraising event in the Valley. Evening on the Diamond raised \$1.3 million in 2010 and has raised more than \$5.2 million since 2007. The nearly 800 people in attendance each year, including D-backs players and coaches, enjoy dinner on the infield at Chase Field followed by live per-



**D-backs players and front-office employees at St. Vincent's de Paul.**



performances from nationally-renowned entertainers such as Jay Leno, Bill Cosby and Kenny Loggins.

D-backs front-office employees have also been generous with their time and donations. Employees registered more than 1,000 hours of volunteer service in 2010 with organizations such as St. Vincent de Paul and Boys & Girls Club of Metropolitan Phoenix. The D-backs also raised \$59,000 in their annual campaign drive among employees for the Valley of the Sun United Way and have totaled \$218,000 in contributions since 2006.

As generous as the organization has been in the past with giving back to those in need throughout Arizona, 2011 is looking to be an All-Star year in community giving for the D-backs. With the 82nd annual All-Star Game coming to Chase Field on July 12, 2011, and the ancillary events surrounding the game, Major League Baseball and the D-backs will work hand-in-hand to establish programs that will have a significant impact in the community. Nearly \$2 million will be given back to local community projects supported by the D-backs and MLB as part of the All-Star Legacy program.

A board of D-backs and Maricopa County appointees are responsible for annually approving all grant applications. The Arizona Diamondbacks take great pride in being recognized as a leader in community giving. Our commitment to the needs of our state will continue be a cornerstone of our corporate mission.

Board members include:

## Executive Committee

<b>Chairman</b>	Ken Kendrick
<b>President</b>	Michael Kennedy
<b>Vice President</b>	Derrick M. Hall
<b>Treasurer</b>	Tom Harris
<b>Advisors</b>	Dean Short
<b>Board of Directors</b>	Annette Auxier, Brad Nelsen, Hope H. Ozer, Issac Serna, Michael Yates, William Perry, Roy Hendrickson, Jr.
<b>Member At-Large</b>	Charles Johnston

The D-backs' Community Affairs office offers a variety of programs for the community. Fan mail and requests for player appearances, donations, and sponsorships must be submitted in writing, addressed to the following:

Arizona Diamondbacks  
Community Affairs Department  
P.O. Box 2095  
Phoenix, Ariz. 85004



*Since 2000, the Arizona Diamondbacks Foundation has built or refurbished 30 baseball fields as part of the "Diamonds Back" Youth Field Building Program. With the aid of the "Diamonds Back" corporate sponsor, APS, local businesses, and monetary donations from individual players, this program has allowed children from across the state to play baseball and softball at quality facilities.*

FIELD NAME	SITE	CITY	LOCATION	DEDICATED
Matt Williams Field	Simpson Elementary School	Phoenix	23rd Ave. and 1/4 N. of Camelback	June 27, 2000
Jay Bell Field	Gateway Elementary School	Phoenix	Just North of Loop 202 on 35th St.	Sept. 29, 2000
O'Callaghan Field	St. Agnus Church	Phoenix	McDowell and 24th St.	June 30, 2001
Randy Johnson Field	Eastlake Park	Phoenix	Jefferson and 15th St.	Sept. 26, 2001
Curt Schilling Field	Indian Bend Elementary	Phoenix	36th St. and Thunderbird	April 3, 2002
Steve Finley Field	Smith Park	Phoenix	41st Ave. and Buckeye	Aug. 7, 2002
Brian Anderson Field	Lions Park	Glendale	63rd Ave. North of Grand	Sept. 9, 2002
Armando Reynoso Field	Somerton Middle School	Somerton	10 Miles South of Yuma	Sept. 12, 2002
Todd Stottlemire Field	Town of Guadalupe	Guadalupe	Priest Dr. South of Baseline	Sept. 27, 2002
Jerry Colangelo Field	South Mountain YMCA	Phoenix	Central and South of Baseline	June 6, 2003
Miguel Batista Field	District 3 Ballfield	Sacaton	Main and Parkway	Aug. 5, 2003
Mark Grace Field	Arroyo Park	Flagstaff	Lone Tree and Paseo del Flag	Aug. 28, 2003
Matt Mantei Field	Clark Park	Tempe	620 W. 19th St.	Sept. 26, 2003
Elmer Dessens Field	Jacobs Park	Tucson	Prince Rd. and Fairview	March 23, 2004
Shea Hillenbrand Field	Chandler Boys & Girls Club	Chandler	Chandler Blvd. and Arizona Ave.	July 23, 2004
Danny Bautista Field	Hamilton Elementary School	Phoenix	19th Ave. and Durango	Sept. 16, 2004
Troy Glaus Field	Casa Grande I.L. Complex	Casa Grande	900 N. Amarillo St.	May 25, 2005
Shawn Green Field	Vamey Park	Peoria	11820 N. 81st Ave.	Sept. 13, 2005
Luis Gonzalez Field	Tempe Beach Park	Tempe	80 W. Rio Salado Parkway	Sept. 26, 2005
Craig Counsell Field	Earl Edgar Recreation Center	Buckeye	201 E. Centre Ave.	June 26, 2006
Williams Family Field	Show Low City Park	Show Low	12th Ave. & Owens St.	Aug. 31, 2006
Mark Grace Thunderbolt Field	Luke Air Force Base, Fowler Park	Glendale	W. Lightning Rd.	Sept. 14, 2006
Brandon Webb Field	Diamondbacks Youth Complex	Phoenix	3075 E. Deer Valley Rd.	Sept. 17, 2007
Chad Tracy Field	Diamondbacks Youth Complex	Phoenix	3075 E. Deer Valley Rd.	Sept. 17, 2007
D-backs Partners Field	Diamondbacks Youth Complex	Phoenix	3075 E. Deer Valley Rd.	Sept. 17, 2007
Rich Dozer Field	Diamondbacks Youth Complex	Phoenix	3075 E. Deer Valley Rd.	Sept. 17, 2007
D-Votion Field	Estrella Mountain Elementary	Goodyear	10301 S. San Miguel	Sept. 2, 2008
Doug Davis Field	Camp Verde High School	Camp Verde	1326 N. Montezuma Castle Hwy.	Sept. 12, 2008
Eric Byrnes Field	Telephone Pioneers Park of America	Phoenix	1946 W. Morningside Dr.	March 11, 2009
Dan Haren Field	Scottsdale Training and Rehabilitation Services Campus	Scottsdale	11130 E. Cholla Street	March 22, 2011

## D-BACKS GROWING ORGANIZATIONAL CULTURE

### MISSION STATEMENT

*The mission of the Arizona Diamondbacks is to provide industry-leading entertainment in a clean, safe and family-friendly environment and to make a positive impact on its fans and civic partners by focusing on team performance, fan experience, financial efficiency, workplace culture, and community contribution. In doing so, the organization will consistently compete for championships, treat its customers to quality service and entertainment, invest in its product, employees and fans, and establish and maintain a position of leadership in the community.*

While success on the field and financial stability are utmost priorities for the D-backs from a business perspective, the team emphasizes one other thing equally as much — strong corporate culture.

The culture is evident, of course, in the organization's "Circle of Success," and can be seen in First Friday luncheons, quarterly employee outings and other events. The "Circle of Success" focuses the organization's efforts on performance, community, culture, financial efficiency and fan experience, the culture has been re-energized in the D-backs front office.

The organization's investment into its employees has not gone unnoticed. Beginning in 2007, and for four consecutive years, the D-backs were named one of the "Best Places to Work" in Phoenix by the *Phoenix Business Journal* and BestCompaniesAZ. The D-backs received the same honor by *PHOENIX* magazine in 2008.

On the first Friday of every month, D-backs employees are treated to lunch, along with an interview segment between President & CEO Derrick Hall and a special guest, which has included influential people inside the organization as well as externally, such as Major League Baseball executive Laurel Prieb and local musician Roger Clyne.

It is at these meetings that Hall also introduces the organization's Employee of the Month, who earns a personalized D-backs jersey, plaques, an executive parking space for the month and a spot on the team's prestigious President's Council.

The ownership group and executive management team met with small groups of employees through "General Partnership" lunches and "President Roundtable" meetings to communicate the organization's goals and objectives while also taking suggestions from employees. Through feedback from employees, a President's Council was formed, comprised of select members of the executive management team and a rotating committee consisting of the organization's Employee of the Month winners.

The President's Council meets regularly to discuss wide-ranging organizational topics, including selecting Employees of the Month and scheduling quarterly employee outings, which have included bowling and golf tournaments, a yearly softball tournament held at Chase Field, and community projects such as volunteering at St. Mary's Food Bank.

The President's Council is also treated to an annual trip prior to the start of the season. In January 2011, the group travelled to Los Angeles to see a live taping of NBC's "The Tonight Show with Jay Leno" and visit Disneyland, allowing the group to take in an experience at a facility that prides itself on great customer experiences, much like the D-backs.

The organization also has D-backs University, a comprehensive educational learning experience for employees to enhance their current abilities while also having a chance to learn additional skills for future career development. Through this process, employees were provided an eight-week Spanish course to enhance their language skills.

When team employees are not hard at work at Chase Field, or enjoying complimentary tickets and discounts on team merchandise, they are likely to be taking advantage of the exceptional holiday and vacation policy provided by the D-backs.

Holidays are important and observed by D-backs employees. They receive a birthday holiday, two weeks of paid holiday break, and 11 paid holidays each year. Four days off per year are also provided for employees to participate in a community service project of their choice. The D-backs realize that rest and relaxation is necessary for its employees, thus granting employees frequent half days and up to 20 days of paid vacation leave each year.

While the team has several avenues to honor team employees, the organization wanted to find a way to pay tribute to gameday employees who are, to many D-backs fans, the face of the franchise. This includes employees from game operations, guest relations, guest services, Levy restaurants, security, Team Shop, ticket offices, traffic support systems, and suites and premium services.

These standout employees are honored on the field in a pregame ceremony and presented with an engraved wooden bat and a special lapel pin by Hall and a D-backs player. Each employee also receives a framed picture of the presentation to commemorate this special recognition.

The A-Game All-Stars policy is part of the larger FAWTSY (Find A Way To Say Yes) customer service policy which is adhered to by the entire organization to further improve upon the extraordinary fan experience at Chase Field.

The D-backs also have an annual United Way campaign, during which two D-backs employees are given the opportunity to take leadership roles for presentations throughout the company.

While the D-backs take a great deal of pride in their presentation to those outside Chase Field, it's equally important to express the gratitude for the hard work done by those inside the ballpark. With monthly events and larger-scale annual occurrences, the D-backs are putting a strong emphasis on employee culture, to show appreciation to all team employees.

## 2010 PRESIDENT'S COUNCIL

**JANUARY**  
**FEBRUARY**  
**MARCH**  
**APRIL**  
**MAY**  
**JUNE**

Tiffanie Tallman, Corporate Partnerships  
Ryan Ginsberg, Special Projects  
Kenny Farrell, Ticket Operations  
Craig Pozen, Information Technology  
Ed Pluck, Information Technology  
Eric George, Event Services

**JULY**  
**AUGUST**  
**SEPTEMBER**  
**OCTOBER**  
**NOVEMBER**  
**DECEMBER**

Will Posthumus, Game Operations  
Robert Itzkowitz, Community Affairs  
Steve Miller, Game Operations  
Erin Ross, Corporate Partnerships  
Jon Willey, Marketing  
Gene Leatherwood, Engineering

## 2010 A-GAME ALL-STARS

DEPARTMENT	APRIL	MAY	JUNE	JULY	AUGUST	SEPTEMBER
Ballpark Tours	-	-	-	-	-	Roger Finnern
Fan Loyalty	-	Christina Buchanan	-	-	Lou Meyer	-
Game Operations	Samantha Milam	Chuck Drago	Jordan Dixon	Shirley Lowman	Todd Woolgar	Diana Drotzman
Guest Relations	Marty Korbal	-	Jackie Bensley	Debra LaPlante	-	-
Guest Services	Brenda Gibson	George Price	Bill Mattison	Paula Pfister	Inez Rodriguez	Frances Rink
ISS	Nathan Huestis	Jason Libby	Greg Breazille	Justin Nelson	David Robinson	Vannessa Azpeitia
Levy Restaurants	Teresa Martin	Tamika Robinson	Carrie Rothe	Gail Weems	Mike Beardsley	Peggy Fritz
Security	Benjamin Battle	Richard Lopez	Marcie Birch	Paul Schonaerts	Teresa Withers	Mark Kloth
Suites & Premium Services	Bertie Uhen	Bill Owen	Barbara Marin	Sue Hale	Efren Durazo	Frank Rosenfeld
Team Shop	Jonathan Moreno	Javier Oregon	Zach Foster	Eleanor Ortega	Sharon Leary	Jacob Schooley
Ticket Office	Caleb Cernek	Leslie Tyson	Jude Romo	Patsy Verduzco	Nancy Gonzales	Teri Doyschen
Traffic Support Services	Drew Enos	Michael Kucaba	Henry Sausedo	Rodney Mindrup	Jim Sullivan	Elisha Gayle

### END-OF-SEASON DEPARTMENTAL AWARDS

DEPARTMENT	MVP	ROOKIE OF THE YEAR
Ballpark Tours	Walt Sauerzopf	-
Fan Loyalty	Vanessa Dorado	Michael Streu
Game Operations	Paul Austill	Megan Turner
Guest Relations	Pat Ford	Larry Knudsen
Guest Services	Deirdre Wendler	Henry Cosby
ISS	Jesus Reyes	Gary Collins
Levy Restaurants	Gail Weems	Nick Mazurek
Security	Antonio Chavez	Doug Welchlin
Suites & Premium Services	Leslie Marsh	Dee Dee Roy
Team Shop	Kenneth Rebugio	Gretchen Geerdes
Ticket Office	Sam Ruiz	Stephanie Ramos
Traffic Support Services	Jim Sullivan	Rodney Mindrup



## CHASE FIELD CONTINUING TO PROVIDE GREAT FAN EXPERIENCE

CHASE FIELD	
HOME OF THE DIAMONDBACKS	
CHASE FIELD VITALS	
<b>GROUNDBREAKING</b>	November 16, 1995
<b>CONSTRUCTION COSTS</b>	\$354 million
<b>ARCHITECT</b>	Ellerbe Becket
<b>ADDRESS</b>	401 E. Jefferson St. Phoenix, Ariz.
<b>PLAYING SURFACE</b>	Natural Grass
<b>CAPACITY</b>	48,633
<b>FIELD DIMENSIONS</b>	LF: 330' LCF: 376' CF: 407' RCF: 376' RF: 335' LF: 7'6" CF: 25' RF: 7'6"
<b>OUTFIELD WALL HEIGHT</b>	
<b>STADIUM NAME</b>	Bank One Ballpark March 31, 1998-Sept. 22, 2005 Chase Field Sept. 23, 2005-present <i>*Bank One Ballpark renamed Chase Field on Sept. 23, 2005</i>

With constant improvements to Chase Field, including great new corporate sponsors, D-backs fans have a new and improved ballpark experience each season.

In 2009, the D-backs introduced the very successful All-You-Can-Eat Seats, which allow fans to enjoy a D-backs game and all their favorite ballpark food. Conveniently positioned one level below the St. Joseph's Hospital and Medical Center Sandlot kids' area, the new family-friendly section features its own private lounge with plenty of space to move around plus extra-wide seats with added leg room. Fans can enjoy unlimited ballpark fare, such as hot dogs, popcorn, chips, peanuts, soda and water.

For Opening Day 2007, the initial stage of D-backs President & CEO Derrick Hall's vision for an expansive, interactive kids' area at Chase Field was completed, when a Wiffle ball field was launched at a previously underused area on the upper level in left field. In August of that year, the area began to grow, incorporating Futures Field, a playground and a batting cage. Over the offseason, the area received an upgrade thanks to a partnership agreement with St. Joseph's Hospital and Medical Center.

The partnership with St. Joseph's enhanced the character of the area, which was refurbished with a "sandlot" look and feel reminiscent of old-style baseball fields while promoting a healthy and active lifestyle for kids.

In addition to the St. Joseph's Hospital and Medical Center branding elements, the team added a toddler playground, and remodeled the kids' playground clubhouses in an effort to be more user-friendly to accessible-needs children, maximize available space and to ease congestion within the playground.

In 2008, the D-backs also introduced the most notable and sizable change to Chase Field — dBTV.

Towering high above center field is the most magnificent video board in Major League Baseball, a 136-foot-by-46-foot high definition LED board, made by Daktronics.

Based in Brookings, S.D., Daktronics is one of the world's leading manufacturers of electronic video boards and other large display systems. The company also worked with the D-backs and the Maricopa County Stadium District on installing Chase Field's sound system, which was updated in 2006, and the LED ribbon display installed prior to the 2007 season that rings the second deck of the stadium. The ribbon runs 1,119 feet and is the largest of its kind in Major League Baseball.

The LED (light-emitting diode) video board is so wide that it is capable of displaying two true high-definition 16:9 images side by side. It also provides the D-backs video crew with many display options, including using it to show one wide video display, or to segment into multiple windows showing a video, animation, still images, a scoreboard and more.

The board has 880 native lines of resolution and provides video in up to 4.4 trillion colors. The board is eight times bigger than the previous CRT video board that was used for the D-backs' first 10 years.

New in 2011, the D-backs and visitors lineup boards on each side of dBTV are high definition boards as well, allowing the team to now integrate every Chase Field video board into the in-game video presentations.

The LED board technology has helped to keep Chase Field among the world's most innovative and technology-driven stadiums. It's not the first time Chase Field has been considered innovative, however.

Nestled among Jefferson Street to the north, Fourth Street to the south and Seventh Street to the east, Chase Field is the epicenter of the downtown Phoenix sports experience. When ground first broke on the building in November 1995, it was always intended to be among baseball's most unique parks. Then-named Bank One Ballpark was the first to feature a pool, is fully air-conditioned and features a retractable roof.

The RideNow Powersports Pool sits 415 feet from home plate and has been the recipient of many home run balls. The first was hit by Mark Grace, though not during his three years as a D-backs first baseman. He hit it prior to coming to Arizona, as a member of the Chicago Cubs, on May 12, 1998.

With all of the amenities and unique facets of the facility, one can easily imagine that it took significant time to build. The project began more than two years before the D-backs ever played a game, but it took all of that time — 28 months in total — to complete the structure, at a cost of \$354 million. The park was designed by Ellerbe Beckett, with Bill Johnson serving as the design principal, John Watson as project manager and the Huber Hunt & Nichols company working as the managing contractor.

The designers borrowed from the downtown Phoenix warehouse district in their concepts, using red brick and exposed green structural steel. They even borrowed a real warehouse, in fact, incorporating the former Arizona





Citrus Growers' Packing House as the south façade of the building, currently used as a commissary for Chase Field's concession stands.

On Sept. 23, 2005, the stadium name was changed to Chase Field (from the previous Bank One Ballpark) after the merger between Chase and Bank One.

The ballpark was officially opened when the D-backs took on the Colorado Rockies on March 31, 1998, though it has since been used for many events other than baseball.

During the 2004 elections, President George W. Bush held a rally for supporters at the ballpark.

The park is more known for its sports-related uses, of course. Arizona State University and the University of Arizona played two "Challenge at Chase" games at the park in 2006 and 2007, with the Arizona Wildcats winning both times. The stadium hosted the first-ever outdoor college basketball game, when the ASU women's team hosted Tennessee Dec. 27, 2000. The Sun Devils played at the ballpark again on Dec. 18, 2006, though the basketball game was cut short with just over four minutes to go because rain began to fall through the opened roof. Chase Field was also the former home of the Insight Bowl, part of college football's yearly bowl series. The final Insight Bowl played at Chase Field was won by ASU 45-40 over Rutgers.

The field has also been used to host the Professional Bull Riders Built Ford Tough Series, AMA Supercross, several international soccer matches and monster truck competition in the Monster Jam series.

One of the signature non-D-backs events that Chase Field has hosted was indeed baseball, though. Prior to the 2006 season, Major League Baseball and the International Baseball Federation used the facility to host the opening round of the first World Baseball Classic. The United States defeated Mexico, 2-0, in the first game played at

Chase. Of course, the ballpark will host the 82nd annual MLB All-Star Game on July 12, 2011.

One of the main reasons Chase Field is considered such a desirable host for sporting events is, of course, its retractable roof. Made with nine million pounds of structural steel and operating with similar technology as draw bridges and overhead traveling cranes, the roof is opened and closed with a pair of 200-horsepower motors taking a little more than four minutes. It also incorporates more than four miles of cable strung through a pulley system. It opens from the middle, so the two segments of the roof can be opened or closed either in unison or independently, depending on need.

The roof opens and closes to its own music, which was composed to time out at exactly the four and a half minutes needed to move it.

On game days, the roof is left open to help grow the natural grass that is used on the playing field. The surface consists of Bull's Eye Bermuda, which is considered the most suitable grass for a retractable-roof stadium. Should sunlight prove to be insufficient, requiring more light on some days, large incandescent lights provide a substitute.

A decision is then made on a day-to-day basis of whether the roof will remain open or closed at game time. The main factor is, of course, the weather. If there is inclement weather, or the threat of inclement weather, the roof will be closed, as it will during day games in the summer when Phoenix temperatures are regularly well over 100 degrees. Because Chase Field is positioned directly north-south, the roof is rarely open during day games even in comfortable weather because of the effect that the afternoon sunlight has on fans along the first-base line.

For those hot summer games, Chase Field is air conditioned using the Northwinds cooling system, which was designed to cool down the highly populated facilities in Downtown Phoenix in 2001. The system cools the

ballpark in less time than the prior air conditioning system did, which allows for the roof to remain open longer during the day time.

The air conditioning, along with the LED board and pool area, is all part of the overall Chase Field experience, along with the food and in-game entertainment, of course.

In nearly a quarter mile of concession stand area, fans can order nearly any kind of food imaginable. In addition to standard ballpark fare offered at many stands, fans can order from SUBWAY, Fatburger, Macayo's, Cold Stone Creamery, Panda Express, TCBY and Mrs. Fields, and Streets of New York, which is new to Chase Field this

season. D-backs concession areas proudly serve Oscar Mayer hot dogs and Pepsi and Aquafina products.

Like the combination of a dirt strip to the mound and a retractable roof, the in-game entertainment is a blend of old and new. While the game operations crew plays current hits with the state-of-the-art sound system, the D-backs also incorporate organ music by Bobby Freeman, who has been with the organization since its inception.

With a hot dog in hand, singing along to "Take Me Out to the Ballgame" played on the stadium organ, and all sorts of video playing on the new high-definition board all in air-conditioned comfort, the Chase Field experience is second-to-none.



## CHASE FIELD GROUND RULES

1. Ball entering dugout or photographer's area - OUT OF PLAY (award by Book Rule).
2. Ball on top step (lip) of dugout - IN PLAY.
3. Ball striking guide wires that support backstop - OUT OF PLAY (no longer in flight if a batted ball).
4. Batted ball in flight strikes fence of right-field corner wall and leaves the field - HOME RUN.
5. Batted ball in flight strikes pole (painted black) above fence in right-center field - HOME RUN.
6. Batted ball in flight strikes right of yellow line in right-center field - HOME RUN.
7. Batted ball in flight strikes center field wall between yellow lines and caroms over shorter fence - HOME RUN.
8. Batted ball in flight striking above yellow line in batter's eye and rebounding onto playing field - HOME RUN.
9. Batted ball striking yellow line - IN PLAY.
10. Batted ball strikes roof over fair territory:  
Ball shall be judged fair or foul in relation to where it strikes the ground or is touched by a fielder.  
If caught by fielder, batter is out and runners advance at own risk.
11. Batted ball strikes roof over foul territory - DEAD BALL.  
Ball shall be judged foul, regardless of where it strikes the ground or is touched by fielder.  
If caught by fielder - FOUL BALL, CANNOT BE CAUGHT.



## D. BAXTER THE BOBCAT

Mascot

1

**HEIGHT, WEIGHT:** 6'0", 200  
**BATS/THROWS:** Right/Right

**INTRODUCED:** June 23, 2000  
Phoenix, Ariz.

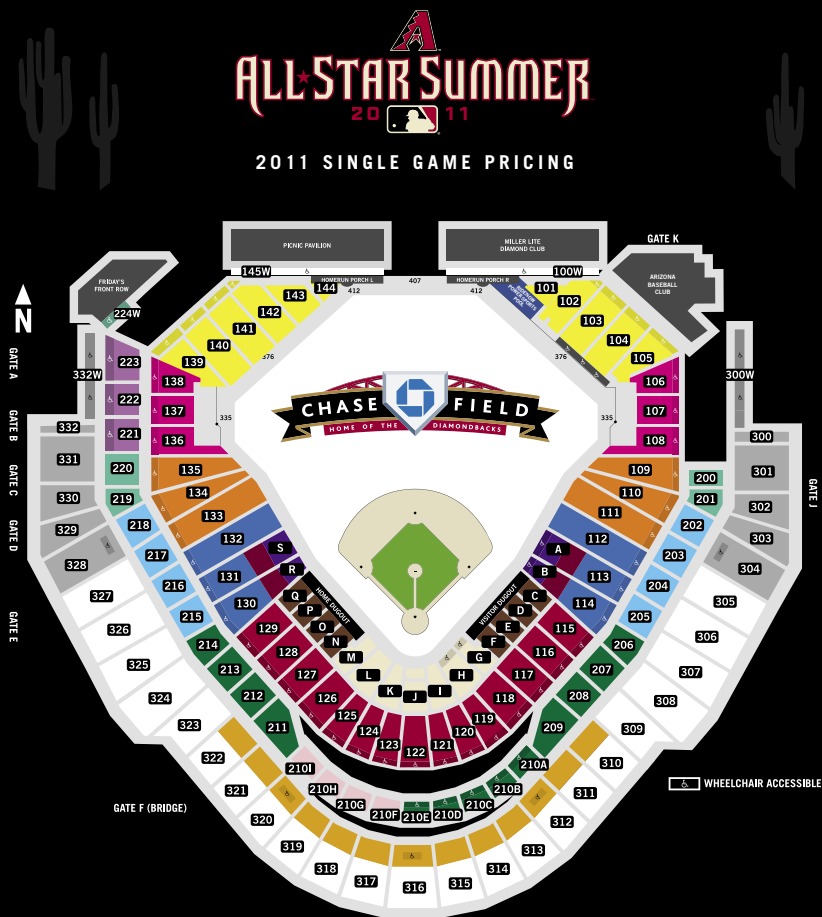
**RESIDENCE:** Baxter's Den  
at Chase Field

D. Baxter the Bobcat came out of the bag on June 23, 2000, at Chase Field. The idea for the mascot came from Brantley Bell, son of former second baseman Jay Bell, who explained to his dad that the team should have a "BOB" cat as a mascot since the team played in the BOB (Bank One Ballpark). Bell informed management about his son's idea and the mascot was developed.

Today, Baxter has gained acceptance throughout the baseball world for his athleticism and an infamous "fur" ball. In addition to his numerous game-day responsibilities, Baxter also serves as an ambassador for the D-backs organization, venturing off the field to visit hospitals, schools, community festivals, and corporate functions throughout the Valley and the state of Arizona. At every home game, Baxter can be found signing autographs and taking photographs with all of his adoring fans.

For more information on Baxter, call 602.462.6630.


# CHASE FIELD SEATING MAP AND TICKET PRICING



FIELD LEVEL	GRAY GAMES	SAND GAMES	BLUE GAMES	GREEN GAMES	RED GAMES	YELLOW GAMES	INSIGHT DIAMOND LEVEL	GRAY GAMES	SAND GAMES	BLUE GAMES	GREEN GAMES	RED GAMES	YELLOW GAMES
CLUBHOUSE BOX	\$140.00	\$150.00	\$140.00	\$150.00	\$150.00	\$170.00	CLUB TERRACE	\$90.00	\$90.00	\$90.00	\$90.00	\$90.00	\$90.00
1ST FLOOR BASE RESERVE	\$120.00	\$125.00	\$120.00	\$125.00	\$125.00	\$150.00	CLUB BOX	\$53.00	\$57.00	\$55.00	\$60.00	\$68.00	\$68.00
2ND FLOOR BASE RESERVE	\$110.00	\$120.00	\$110.00	\$120.00	\$115.00	\$140.00	ALL YOU CAN EAT	\$32.00	\$35.00	\$35.00	\$40.00	\$40.00	\$40.00
INFIELD BOX	\$50.00	\$55.00	\$52.00	\$58.00	\$55.00	\$65.00	CLUB RESERVE	\$32.00	\$35.00	\$35.00	\$38.00	\$38.00	\$43.00
INFIELD BOX	\$48.00	\$52.00	\$50.00	\$55.00	\$52.00	\$62.00	CLUB BULLPEN	\$23.00	\$25.00	\$25.00	\$28.00	\$28.00	\$33.00
BASLINE BOX	\$34.00	\$37.00	\$36.00	\$39.00	\$38.00	\$44.00	UPPER LEVEL						
BASLINE RESERVE	\$25.00	\$28.00	\$27.00	\$30.00	\$29.00	\$35.00	MVP BOX	\$26.00	\$28.00	\$28.00	\$30.00	\$30.00	\$35.00
BULLPEN RESERVE	\$15.00	\$16.00	\$16.00	\$17.00	\$18.00	\$21.00	INFIELD RESERVE	\$13.00	\$14.00	\$15.00	\$16.00	\$17.00	\$20.00
BLEACHER	\$15.00	\$17.00	\$16.00	\$18.00	\$18.00	\$22.00	OUTFIELD RESERVE	\$8.00	\$8.00	\$9.00	\$10.00	\$12.00	\$13.00

Listed prices increase \$1 - \$2 on the day of game.

## D-BACKS USHER IN NEW ERA AT SALT RIVER FIELDS AT TALKING STICK



When the Arizona Diamondbacks first teamed up with the Colorado Rockies and the Salt River Pima-Maricopa Indian Community, the group had only one goal in mind — to build the best Spring Training facility in Major League Baseball.

Now, 15 months after the three partners broke ground on the new facility, the D-backs, Rockies and the Salt River Indian Community welcome baseball fans to Salt River Fields at Talking Stick.

The project began with the desire to relieve taxpayers of the burden that is typically associated with building sports facilities. Salt River Fields is the first professional sports facility to be built on Indian land, and henceforth, was built without the use of any taxpayer funds.

The name Salt River Fields at Talking Stick is a reference to the Salt River Indian Community's cultural heritage. "Salt River" alerts baseball fans they are visiting the Salt River Indian Community, while "Fields" refers to the 12 practice fields located throughout the facility and the Community's rich agricultural history. "Talking Stick" is a reference to the traditional Pima calendar on which carvers recorded historical events and milestones. The Pima and Maricopa cultures are featured through language, story and architectural design throughout the facility.

This new state-of-the-art facility is spread over 140 acres in the Northeast Valley near Indian Bend Rd. and the Loop 101 Freeway. The location will be quick to get to for fans in the East Valley, while being accessible to the West Valley on the Loop 101 Freeway. Salt River Fields is located

only 21 miles from Chase Field in downtown Phoenix and 16 miles from Phoenix Sky Harbor Airport.

Salt River Fields can seat 11,000 baseball fans, with 7,000 seats in the seating bowl and 4,000 on the outfield lawn seating. The facility was designed to have the most shading among all Cactus League parks to ensure the maximum comfort for fans. Virtually all fans sitting above the cross aisle will be in the shade for the entire game each day, and approximately 85 percent of the fans in all 7,000 fixed seats will be shaded as the game progresses. Of course, fans who want to soak up the Arizona sun in March can stretch out on the outfield lawn seating, which has the largest capacity of any Cactus League ballpark.

The D-backs have organizational philosophies that focus on fan friendliness and made sure the facility was designed to keep fan interaction with players a top priority. Because of this, Salt River Fields offers a fan experience unlike any other facility. The main stadium is located in the middle of the facility, with the 12 practice fields, batting cages and clubhouses rotating all around it. Fans will be able to mingle throughout the facility to get an up close look at Major League players as they go through practice sessions. There is no facility in Major League Baseball better suited for fans to interact with players, collect autographs and take photos. On-site parking can accommodate approximately 3,000 cars.

The main stadium also boasts a high definition video scoreboard that features LED technology, which at 1,150-square feet is the largest video board at any Spring





Training ballpark in the country. The stadium also includes three Party Deck areas (Pepsi Patio, Miller Lite Taste Zone, Coors Light Cold Zone) that provide an outstanding view of the on-field action and a great place to socialize with guests in a standing-room-only bar-style lounge area.

The facility was designed by the architecture firm HKS Sports & Entertainment, which boasts a portfolio including Cowboys Stadium in Dallas, Lucas Oil Stadium in Indianapolis and Miller Park in Milwaukee. Mortenson Construction was the general contractor that built Salt River Fields at Talking Stick. Their portfolio includes Target Field in Minneapolis, Coors Field in Denver and the Edward Jones Dome in St. Louis. Mortenson Construction and HKS also teamed up to build the Camelback Ranch Spring Training facility in Glendale, Ariz.

More than two million man hours were consumed to build Salt River Fields from November 2009 to February 2011, enabling the facility to be the largest sports project in the Southwest during that period. Many Community members were employed during the process as 15 Native American-owned construction vendors were used.

The more than 2 million square feet of Tifway 419 sod was planted offsite at West Coast Turf's sod farm in Eloy, Ariz. during the summer months in 2009 and then installed on the practice fields at Salt River Fields beginning in June 2010. The sod on the practice fields went through normal cycles of growth and a fall overseed prior to the turf being laid down in the main stadium in December 2010. A three-acre man-made lake at the facility is used for irrigation of all of the practice fields.

With unmatched views of Camelback Mountain, the McDowell Mountains, Four Peaks, Red Mountain and the Superstition Mountains, the facility incorporates the natural beauty of the Sonoran Desert ecosystem, reflecting Arizona's natural architecture, including native colors to natural materials.

Salt River Fields also achieved LEED Silver certification from the United States Green Building Council (USGBC) after its completion, becoming the first Spring Training venue in the country to receive such recognition.

For more information, go to [dbacks.com/spring](http://dbacks.com/spring) or [saltriverfields.com](http://saltriverfields.com).



2011 D-BACKS SPRING TRAINING						
SUN	MON	TUE	WED	THU	FRI	SAT
					25 SF 1:05	26 COL 1:10
27 SF 1:10	28 COL 1:10	1 COL 1:10	2 (ss) SEA 1:10 (ss) SF 7:05	3 SD 1:05	4 SD 1:10	5 TEX 1:10
6 LAA 1:05	7 KC (ss) 1:05 Tucson (ss) 1:05	8 CLE 1:05	9 MIL 1:10	10 CWS 6:40	11 LAA 1:05	12 MIL (ss) 1:05 (ss) COL 6:40
13 CHI 1:10	14	15 SF 6:40	16 LAA 1:10	17 LAD 1:05	18 SEA 1:05	19 CIN 1:10
20 OAK (ss) 1:05 CLE (ss) 1:05	21 LAD 6:40	22 CLE 1:10	23 TEX 1:05	24 OAK 1:10	25 CWS 7:05	26 KC 1:10
27 CIN 1:05	28 TEX 1:10	29 (ss) CHI 1:05 Chase Field (ss) 6:40	30 QUI 12:40			

HOME GAME (ss) SPLIT SQUAD

WEBCAST

FOX SPORTS ARIZONA

SPORTS 620 KTAR

ESPN DEPORTES

## D-BACKS TO HOST 82nd ANNUAL MLB ALL-STAR GAME



The Arizona Diamondbacks will host Major League Baseball's All-Star Summer in downtown Phoenix from July 8-12, 2011, as Chase Field will play host to the 82nd annual Major League Baseball All-Star Game on July 12, 2011.

This will be the first time in the 14-year history of the D-backs that the team will host the Midsummer Classic, as the D-backs are the 28th big league team to host an All-Star Game. Commissioner Bud Selig announced at a press conference on April 11, 2009, that Chase Field would be the site of the 2011 All-Star Game.

The All-Star festivities will not only expose downtown Phoenix to the world and be a memorable experience for D-backs fans, but also serve as a significant vehicle to drive business to the Valley.

The economic impact of an All-Star Game is significant for the host cities, as visitors make use of hotels, transportation, restaurants and tourist attractions. The Greater Phoenix Convention and Visitors Bureau estimates that the 2011 Major League All-Star Game will have a \$67 million impact on the Valley, which, if the number holds true, would be the third-highest financial impact among Major League Baseball All-Star Games played in the last 12 years. The estimated figure will almost double the \$35 million of economic impact the 2009 NBA All-Star Game delivered to the Valley.

The All-Star Game is broadcast in 219 countries and territories and in 20 languages, and will showcase Chase Field to more than 100 million homes. The Major League Baseball All-Star Game is the most popular and highest rated All-Star Game in professional sports. The 2010 game in Anaheim reached 29.5 million TV viewers, drawing a 7.5 rating according to Nielsen Media Research. That rating was higher than the 7.1 rating the NFL drew for the 2010 Pro Bowl and was nearly twice as high as the NBA's 3.8 rating. The 2010 State Farm Home Run Derby reached 18.2 million viewers, and the average viewership of the event exceeds that of the NBA's All-Star Saturday by 26 percent as the most highly watched All-Star skills competition in sports.

More than 2,000 members of the media from throughout the world are expected to be credentialed for the All-Star Game at Chase Field.

Fan voting to elect the starting position players for the National and American League teams will begin on April 26, 2011, both online and in person at Major League ballparks throughout the country. In 2010, baseball fans across the world filled out more than 20 million paper ballots, which were distributed to Major League teams, minor league teams and in 1,700 Lowe's locations nationwide. Baseball fans also helped pick competitors in the State Farm Home Run Derby and cast 52 million online ballots in the Sprint All-Star Final Vote.

One of the most popular annual elements of All-Star festivities is the MLB All-Star FanFest, which will take place from July 8-12 at the Phoenix Convention Center. More than 118,000 tickets were sold to the 2010 All-Star FanFest at the Anaheim Convention Center, the fourth-highest attendance in the 20-year history of the event.

Major League Baseball will work hand-in-hand with the D-backs to establish programs that will have a significant impact on the local Phoenix community. A portion of the funds generated from Taco Bell All-Star Sunday on July 10, 2001 at Chase Field will generate more than \$1 million that will be given back to local community projects supported by the D-backs and MLB as part of the All-Star Legacy program.



**JULY 8-12**

**MLB All-Star FanFest at Phoenix Convention Center**

**JULY 10**

**Taco Bell All-Star Sunday at Chase Field**

**XM All-Star Futures Game**

**Taco Bell All-Star Legends & Celebrity Softball Game**

**JULY 11**

**Gatorade All-Star Workout Day at Chase Field**

**State Farm Home Run Derby**

**JULY 12**

**82nd Annual MLB All-Star Game at Chase Field**



## GONZO WINS 2001 HOME RUN DERBY

Luis Gonzalez defeated the Cubs' Sammy Sosa, 6-2, in the final round to win the 2001 All-Star Home Run Derby at Seattle's Safeco Field. Gonzalez, in his second All-Star Game appearance as a D-back, defeated Giants' slugger Barry Bonds in the semifinal round. Overall, Gonzalez slugged 16 total home runs in the Home Run Derby and went on to hit a career-best 57 homers for the D-backs in their 2001 World Championship season.



## July 8<sup>th</sup> - 12<sup>th</sup>, 2011 Phoenix Convention Center Phoenix, Arizona

- ◆ LIVE OUT YOUR BASEBALL DREAMS THIS JULY AT THE WORLD'S LARGEST INTERACTIVE BASEBALL THEME PARK
- ◆ 2011 MLB ALL-STAR FANFEST™ FEATURES OVER 30 BASEBALL THEMED ATTRACTIONS
- ◆ FREE AUTOGRAPH SESSIONS FROM D-BACKS LEGENDS AND MEMBERS OF THE NATIONAL BASEBALL HALL OF FAME
- ◆ SWING FOR THE FENCES IN OUR BATTING CAGES, FIELD GROUND BALLS LIKE THE PROS, AND VIEW TIMELESS TREASURES FROM THE NATIONAL BASEBALL HALL OF FAME & MUSEUM
- ◆ ALL ATTRACTIONS ARE INCLUDED WITH THE PRICE OF ADMISSION



LUIS GONZALEZ  
2011 MLB ALL-STAR FANFEST SPOKESPERSON



TO PURCHASE TICKETS PLEASE VISIT [DBACKS.COM](http://DBACKS.COM),  
[ALLSTARGAME.COM](http://ALLSTARGAME.COM) OR BY CALLING 1.888.FANFEST



## NOTES

---



**EXECUTIVES**



## E.G. (KEN) KENDRICK

### Managing General Partner

A charter member of the ownership group that brought baseball to the Valley of the Sun, Ken Kendrick's involvement in the general partnership took on added significance in 2004 when he assumed the role of Managing General Partner of the Arizona Diamondbacks. Kendrick has taken an active role in the day-to-day operation of the D-backs and is the organization's designated representative when Major League Baseball owners convene during the course of the year.

After receiving a B.S. in Business Administration from West Virginia University in 1965, Kendrick started his career with IBM in Baltimore. Three years later, he founded Datatel, Inc., which has become the industry leader in the development of computer software for the management of infrastructure technology for colleges, universities and foundations.

As Datatel continued to grow and prosper in the 1980s, Kendrick stepped down from the daily oversight of the company to explore new business opportunities. He served as President of a Texas-based financial services technology company for four years in the 1980s. In 1989, Kendrick became the principal investor in Woodforest National Bank in The Woodlands, Texas, which now is one of the nation's largest employee-owned banks. Kendrick also owns Bumble Bee Ranch, which is devoted to providing western lifestyle experiences to children's charities throughout Arizona.

He is very active in many other philanthropic endeavors, beginning with his role as Chairman of the Arizona Diamondbacks Foundation. He and his wife, Randy, were the 2007 Living and Giving Honorees for the Desert Southwest Chapter of the Juvenile Diabetes Research Foundation. Kendrick also received the Visionary Award from the Foundation for Blind Children, Spirit of the Children Award from Childhelp USA, Today's Kids/Tomorrow's Stars honoree of the Boys & Girls Clubs of Metropolitan Phoenix, River Conservator of the Year by the Roaring Fork Conservancy and was named Man of the Year by the March of Dimes. He also serves on boards for various charities including the Phoenix Art Museum, The Buddy Program, Childhelp USA, Helping Hands Housing, Challenger Center for Space Science Education, TGen Foundation, Cleveland Clinic Foundation, Roaring Fork Conservancy, and is Founding Chairman of the Datatel Scholars Foundation.

An avid baseball card collector his entire life, Kendrick revealed in 2010 that he purchased the famed 1909 T206 Honus Wagner card that was once owned by hockey great Wayne Gretzky. The Wagner card and 24 other iconic and rare baseball cards in Kendrick's collection, titled "The Ultimate Set," are currently on temporary loan and displayed at the National Baseball Hall of Fame in Cooperstown, N.Y.

A native of Princeton, W.Va., Kendrick is an alumnus of West Virginia University in Morgantown and sits on the Board of Directors for the WVU Foundation. He and his wife have established programs at WVU's College of Business and Economics focused on free-market research and at the WVU Eye Institute to support children's vision outreach programs. Kendrick funded the WVU Hall of Traditions, which provides a first-class showcase for the tradition of Mountaineer football and serves as a recruiting focal point at WVU. In 2006, Kendrick was inducted into the state of West Virginia's Business Hall of Fame and was also named to the WVU Academy of Distinguished Alumni. He also sits on an advisory board of the University of Charleston in Charleston, W.Va., where he received an honorary Doctorate degree in 2005.

Kendrick and his wife founded the Freedom Center at the University of Arizona to promote, along four dimensions, the understanding and appreciation of the ideals of freedom and responsibility via published research, undergraduate education, graduate education, and community outreach. The Freedom Center also endows the Kendrick Chair in Philosophy and Economics.

Kendrick and his wife, Randy, and their two children, Cal and Catie, make their home in Paradise Valley.



## 2001 WORLD CHAMPIONSHIP REUNION WEEKEND

The Arizona Diamondbacks will officially celebrate the 10th anniversary of the club's World Series win over the New York Yankees this season during "2001 World Championship Reunion Weekend" when the San Diego Padres visit Chase Field Sept. 9-11. The celebration will begin with the current D-backs club wearing "throwback" jerseys in the Sept. 9 game against the Padres. The uniforms will feature the traditional purple pinstripes and the "A" logo consisting of the organization's former color scheme of purple, teal and copper. Members of the 2001 World Championship team will return to Chase Field on Sept. 10 and be honored during pre-game ceremonies. The former D-backs players will also be celebrated during the game while the organization relives an inning-by-inning recap of the club's Game 7 win against the Yankees. Closing out the weekend, the D-backs will honor first responders in remembrance of the many Americans who lost their lives on the 10th anniversary of the tragic 9/11 events in New York City, Washington, D.C. and Pennsylvania.



## MIKE CHIPMAN

General Partner

Mike Chipman is one of the three general partners who possess the largest financial stake in the franchise, and while he takes a low-profile approach to his role, his business acumen is invaluable when the partners assemble to make executive decisions regarding the shaping of the D-backs.

A graduate from the U.S. Air Force Academy with a degree in Computer Science, Chipman spent five years in the basic research arm of the Air Force, attaining the rank of Captain before resigning his commission to pursue a career in civilian life. He spent the next few years as a research scientist working in the area of computational physics, principally at Science Application International in La Jolla, Calif.

Chipman then made a huge impact in the computer software industry in the early 1980s when he became an investor and founder of Chipsoft, Inc., the original owner and developer of TurboTax®, the leading income tax preparation software program for consumers and small businesses. Chipman served as President and Chief Executive Officer of Chipsoft until 1990 and Vice Chairman until 1993, when Chipsoft and TurboTax® were sold to Intuit, Inc. Chipsoft grew from a spare room operation in the Chipman's home to a 550-person public company by the time he retired at age 45.

Since retirement, Chipman has invested in various businesses principally through an Investment Angels group. Chipman has had a hand in the development of the highly successful Bank of Internet USA and has been involved as an investor with other banks in Northern Nevada. He has been an owner of commercial real estate in Arizona for more than a decade during which time he became one of the primary investors in the D-backs.

In 2008, Chipman ventured on a dream of his to complete the 2,650-mile Pacific Crest Trail hike on foot from near the Mexican border in California into British Columbia in Canada. The trek took him more than five months to complete the majority of the trail from April through September. He finished the remainder in 2010.

Chipman and his wife, Evy, make their home in Lake Tahoe, Nev., where he has built a model railroad, complete with nearly 1,700 trees, a project that has kept him busier than he even imagined. The Chipmans spend a lot of "baseball time" locally in Paradise Valley after having wintered in Carefree for 10 years.



## JEFF ROYER

General Partner

Jeff Royer's family is an original founding investor in the Arizona Diamondbacks, and Royer's involvement has grown to become a member of the General Partnership. Royer's love for baseball began in his youth as a devoted fan of Warren Spahn, the record-setting left-handed pitcher of the Milwaukee Braves. In the Wisconsin town where he grew up, work schedules were often made around the Braves' game schedule. He learned at a young age that baseball would be his primary sports interest.

Royer's business career began in investment banking. Since the late 1980s, Royer's work has focused on private equity investing but the primary focus of his business interests is telecommunications. His private and public investments include Galtronics Ltd., an antenna company, and Shaw Communications, a Canadian cable and satellite company.

Jeff, his wife, and family are all devotees of the game and spend as much time in Phoenix as possible. He makes his residence in Toronto, Ontario, Canada.



## DERRICK HALL

### President & CEO

After developing the finest fan experience in all of sports and an employee culture that has been recognized annually while striving to place a competitive team on the field on a yearly basis as the Arizona Diamondbacks' President & CEO, Derrick Hall's vision to further establish the organization as a sports industry leader while also spurring economic development and impact throughout the Valley has come to fruition in 2011.

The unveiling of Salt River Fields at Talking Stick, the D-backs new 140-acre Spring Training facility shared with the Colorado Rockies on Salt River Indian Community land near Scottsdale, Ariz., will greatly add to the already \$350 million of economic impact for the Valley associated with Spring Training each year.

Hall's vision for Salt River Fields was to keep fan interaction with players a top priority while also ensuring maximum comfort for visitors attending games at the 11,000-seat ballpark. Both goals were accomplished, as the main stadium is located in the middle of the facility to enable fans to mingle throughout and get an up close look at D-backs players as they practice. A unique roof structure and a northeast-facing field allow for approximately 85 percent of the fans in all 7,000 fixed seats to be shaded as the game progresses. Salt River Fields also boasts three Party Deck areas for fans wanting a unique game experience, a 1,150-square-foot high definition video board that is the largest among Spring Training ballparks in the country and a 4,000-person lawn seating area that is the largest among any Cactus League facility. Salt River Fields is also the first professional sports training facility in the U.S. to be built on tribal land and was privately funded without the use of any taxpayer dollars.

Not only will Salt River Fields continue to be an economic driver for parts of the Valley, but approximately \$67 million in economic impact is expected in downtown Phoenix when the MLB All-Star Game will be played at Chase Field on July 12, 2011. Hall's persistence in convincing MLB to award the Midsummer Classic to the D-backs will allow Chase Field and downtown Phoenix to be showcased in more than 100 million homes this summer, as the game will be broadcast in 219 countries and territories and in 20 languages. He has worked diligently with city leaders, politicians and officials during the last three years to ensure that fans have the finest All-Star Game experience when visiting the Valley this summer.

Fans visiting downtown Phoenix during All-Star Summer events will experience the first phase of another legacy project Hall has spent the last two years developing with the NBA's Phoenix Suns. The Legends Entertainment District, a joint venture project that is the first of its kind between two professional sports organizations, will create an experiential outdoor marketing project that will create an energetic backdrop for people to enjoy their experience downtown. Hall and his Suns' counterpart collaborated with city officials to change ordinances for large-form advertising in downtown Phoenix. The district will include nearly 55,000 square feet of digital signage and large format super graphic billboards between Chase Field and US Airways Center, including the largest signage available anywhere in the Phoenix metro area.

Hall has been invaluable in the community establishing relationships with civic leaders and serving on the board of the Arizona Diamondbacks Foundation, which along with the organization has given back \$12 million to non-profit organizations throughout Arizona in the past five years under his direction and a total of \$25.8 million since its inception in 1997.

His leadership in the local community has allowed the D-backs to become the first professional sports team to win the inaugural 2010 United Nations NGO Positive Peace Award, beating out other finalist MLB teams such as the Texas Rangers, Kansas City Royals, Chicago White Sox as well as the NBA's Cleveland Cavaliers and Atlanta Hawks and NFL's Pittsburgh Steelers, Kansas City Chiefs and Indianapolis Colts. The award, which names the D-backs the most positive team in the world and is viewed as a 21st century peace prize, honors and recognizes organizations positively impacting their communities through corporate responsibility.

Hall established a first-of-its-kind season ticket scholarship program for fans or existing season ticket holders who may have experienced a change in circumstances, which resulted in a total of 57 families being given full season tickets worth a combined total value of more than \$365,000 since 2008. He currently serves on 27 boards, including the Arizona Mexico Commission, Great Hearts Academies, Arizona Chamber of Commerce, Greater Phoenix Chamber of Commerce, Greater Phoenix Convention & Visitors Bureau, Muscular Dystrophy Association, National Advisory Council for Pancreatic Cancer and US Airways Education Foundation. Hall, who is the incoming Chairman of the Board for the Valley of the Sun United Way, raised \$47 million throughout the Phoenix area as the non-profit organization's 2009-10 campaign chairman. Hall has also raised money by serving as an event chairman for the Juvenile Diabetes Research Foundation (JDRF), Southwest Autism Research & Resource Center (SARRC) and the Foundation for Blind Children.

Hall, who was named team president in September 2006 and later added the title of CEO in January 2009, revitalized the culture throughout the organization by developing mission and values statements for all employees, including a "Circle of Success" to focus the organization's efforts on fan experience, performance, community, culture and financial efficiency. He created a President's Council, comprised of select members of the executive management team and a rotating committee consisting of the organization's Employee of the Month winners, to organize numerous company culture events throughout the year. Hall also established employee recognition programs like "A-Game All-Stars" to reward game-day employees for exceptional service on a monthly basis throughout the season. The organization's investment in its employees resulted in the D-backs becoming the first sports organization to be named a "Best Places to Work" by the *Phoenix Business Journal* and BestCompaniesAZ for four consecutive years from 2007-10, as well as by *PHOENIX* magazine in 2008.

Hall also routinely communicates with D-backs fans as part of his "one fan at a time" concept by answering every letter, email or phone call. He conducts monthly chats on the Internet and spends most of his time at home games communicating with the fans in the stands to ensure their fan experience at Chase Field is exceptional. Numerous fan



experience enhancements at Chase Field were added under Hall's leadership, including the solar shade structure in the plaza area, high-definition video scoreboard in center field, the St. Joseph's Hospital and Medical Center's Sandlot on the upper level, the Miller Lite Diamond Club, All-You-Can-Eat Seats on the Insight Diamond level and value-item pricing at concession stands and Team Shop locations throughout the ballpark. Hall also installed, named and created a FAWTSY (Find A Way To Say Yes) customer service policy throughout the organization to further improve upon the extraordinary fan experience at Chase Field.

Hall, who serves on MLB's diversity committee, now gives numerous keynote speeches to various groups or conventions throughout the country about his unique vision on leadership, customer service and culture. He donates all speaking engagement fees back to the Arizona Diamondbacks Foundation and other non-profit organizations he supports.

Hall originally joined the D-backs in May 2005 as Senior Vice President, Communications and served in numerous other categories until being named president. Prior to joining the D-backs, Hall made a brief stop as Senior Vice President, Corporate Communications for KB Home, a Fortune 500 company based in Los Angeles, where he increased the brand awareness of the nation's fifth-largest homebuilder. He spent parts of 12 seasons with the Los Angeles Dodgers, joining the organization's Single-A Florida State League affiliate in Vero Beach, Fla., in 1992 and departing as the club's Senior Vice President, Communications in 2004. In between, he served key roles during three ownership changes with the Dodgers and was recognized for reuniting Fernando Valenzuela with the organization after hiring him as a color analyst for the team's Spanish radio broadcasts in 2003.

Hall stepped outside of baseball for employment during the 1999 season, first as a member of the media as a host for a three-hour morning talk show on the Dodgers' flagship station (XTRA 1150 AM) and as host of the "Dodger Game Day" pre-game radio show when the team played at Dodger Stadium. He also had a stint in front of the camera as a weekend sports anchor at KNBC-TV (Ch. 4) in Los Angeles.

Hall received a bachelor's degree from Arizona State University, where he was named "Man of the Year" in 1991, in broadcasting and journalism and a master's degree from Ohio University in sports administration. In 2002, he was inducted into the ASU Walter Cronkite School of Journalism and Mass Communications Alumni Hall of Fame and was awarded the ASU Young Alumni Achievement Award in 2003. In 2006, Ohio University's Sports Administration Program awarded Hall as the 25th recipient of the Charles R. Higgins Distinguished Alumnus Award. Hall was the keynote speaker for ASU's Cronkite school convocation in December 2008, becoming the first Cronkite alum to deliver a commencement speech at the school's graduation.

In 2007, Hall was named to the Phoenix Business Journal's "Forty Under 40" class, was the recipient of the "Community Lifeline Award" from Teen Lifeline and was named the Phoenix Father's Day Council "Father of the Year" to benefit the American Diabetes Association. The SportsBusiness Journal added him to its prestigious "Forty Under 40" class in 2008. The Phoenix Business Journal also named Hall to its inaugural list of "Most Admired CEOs" in 2009. Hall is also a member of the ASU W.P. Carey School of Business "Dean's Council of 100," Young Presidents' Organization and the Thunderbirds.

Hall and his wife, Amy, reside in Paradise Valley with their children Logan, Hayden and Kylie.



## TOM HARRIS

Executive Vice President & Chief Financial Officer

Tom Harris enters his 17th year with the Arizona Diamondbacks in 2011, including his fifth season at the organization's Executive Vice President & Chief Financial Officer.

Harris oversees all general accounting, finance, stadium operations, risk management and administrative activities and ensures operations are in accordance with ownership goals and objectives. He was a finalist in 2009 and 2010 for *AZ Business Magazine's* CFO of the Year Award. Harris was promoted to his current position in October 2006 after serving as Senior Vice President, Finance since May 2005.

Harris originally joined the D-backs as Vice President, Finance in July 1995 after leaving the Phoenix Suns and America West Arena, where he was the Financial Controller of the arena for two years. Prior to entering the sports industry, he was employed by Gene A. Schwarzkopf, CPA, Ltd. for three years. Harris earned a B.A. in accounting from Arizona State University, where he also earned his Master's degree in taxation. He began his professional career in 1985 at Arthur Andersen & Co.

Harris is Chairman of the Board for Special Olympics Arizona, a board member for the Arizona Diamondbacks Foundation, member of the Thunderbirds and was inducted into the ASU School of Business Hall of Fame in 2005. A native of Winslow, Ariz., Harris and his wife, Kathleen, reside in Phoenix with their children, Sean, Sarah, Kelly and Katie.



## CULLEN MAXEY

### Executive Vice President, Business Operations

Cullen Maxey begins his fifth season with the Arizona Diamondbacks in 2011, and second as Executive Vice President, Business Operations after receiving the promotion in January 2010.

The Phoenix native was the first executive D-backs' President & CEO Derrick Hall hired from outside of the organization after being named president prior to the conclusion of the 2006 season. Since joining the D-backs as Vice President, Corporate Partnership, Maxey has stimulated revenue generation throughout the organization by enacting a pro-active sales and service approach unique to Major League Baseball. Under his leadership, the philosophy of decreasing marketing clutter and developing rewarding relationships has resulted in a 37 percent increase in revenue while decreasing the organization's total number of corporate partners by 25 percent. The D-backs have provided a better return for corporate partners while also setting up the Corporate Partnerships Department for sustained growth in the future. Despite a challenging season on the field in 2010, the organization saw an increase in new season-ticket revenue while Maxey led the development of a season-ticket holder advisory board to gain a better perspective from the team's most valued customers.

Maxey oversees all revenue-generating departments throughout the organization, including Broadcasting, Communications, Community Affairs, Corporate Partnerships, Fan Services, Game Operations, Marketing, Spring Training and Ticket Sales & Service. He also leads the creation and ongoing execution of the business plan for Salt River Fields at Talking Stick, the Spring Training facility on Salt River Indian Community land shared with the Colorado Rockies.

Prior to joining the D-backs, Maxey spent two years as the General Manager of Sun Devil Sports Marketing for CBS Collegiate Sports Properties, the multi-media rights holder of Arizona State University Athletics. At ASU, Maxey managed all business operations, multi-media rights and sales while ASU Athletics saw unprecedented sponsorship revenue growth during his tenure.

Prior to joining ASU Athletics, Maxey served as Vice President, Corporate Sales with the Phoenix Coyotes from 2001-05. During his time with the Coyotes, he was responsible for corporate sponsorship sales and service and was involved in the opening of Jobing.com Arena as well as its corporate inventory. The Coyotes enjoyed double-digit growth in corporate sales each year under his management. Maxey began his sports career in 1997 with the Phoenix Suns, where he handled advertising sales for team publications prior to moving on to corporate sales and suite sales.

Maxey is a member of the Thunderbirds and serves on the board for the Boys & Girls Club of Metropolitan Phoenix. He and his wife, Brenda, have two children, Will and Lizzie, and reside in Chandler.



## KEVIN TOWERS

### Executive Vice President & General Manager

Kevin Towers enters his first full season with the Arizona Diamondbacks in 2011 after being named Executive Vice President & General Manager on Sept. 22, 2010.

Towers, who was a special assignment scout for the New York Yankees in 2010, enters 2011 with 14 years of experience as a Major League general manager to join the Oakland Athletics' Billy Beane and the San Francisco Giants' Brian Sabean as the fifth longest-tenured GMs in Major League Baseball. Only the Detroit Tigers' Dave Dombrowski (22 years), Baltimore Orioles' Andy MacPhail (17 years), Cincinnati Reds' Walt Jocketty (16 years) and Milwaukee Brewers' Doug Melvin (15 years) have more experience among MLB's current group of general managers. With 1,113 wins as a General Manager, Towers is one of eight current GMs to post at least 1,000 victories during their career.

Towers reshaped the D-backs roster after the 2010 season to focus on reducing the club's Major League-record 1,529 strikeouts and reconstructing a bullpen that had a Major League-high 5.74 ERA after giving up a league-high 62 home runs. Towers, who excelled at building bullpens with the Padres as his relievers finished in the top two in the National League on three occasions from 2004-09, signed free agent J.J. Putz to be the D-backs closer and also picked up two promising arms in David Hernandez and Kam Mickolio by trading Mark Reynolds to the Orioles. He also picked up promising left-hander Joe Paterson in the Rule 5 Draft for the bullpen and acquired Zach Duke and Armando Galarraga to firm up the starting rotation. Towers acquired first baseman Juan Miranda in a trade from the Yankees and signed veteran free agents Melvin Mora, Xavier Nady, Willie Bloomquist, Henry Blanco and Geoff Blum to add experience on the field and in the clubhouse. After starting the 2010 season with an average age of 28.21 that was the second-youngest in the National League, Towers' changes to the D-backs will give the club a more veteran look as 16 players not on the 2010 Opening Day roster are expected to be on the 25-man roster for 2011.

The Padres reached unprecedented heights under Towers' leadership as General Manager from 1996-2009, including winning four of the franchise's five National League West championships in 1996, 1998, 2005 and 2006 and advancing to the World Series in 1998 against the Yankees. San Diego's 2007 club fell one game shy of advancing to the postseason for a third straight year after losing a tie-breaker game to the Colorado Rockies for the league wild-card berth. The Padres had the fourth-most wins (346) in the National League from 2004-07 after Towers constructed an organizational-best 23-game turnaround from 2003 to 2004 to set the Padres' successful run of four consecutive winning seasons during the team's first four years in PETCO Park.

The Medford, Ore. native first joined the Padres when he was selected in the first round of the 1982 First-Year Player Draft after earning All-Western Athletic Conference honors as a right-handed pitcher for Brigham Young University. Towers was a Texas League All-Star in 1984 and pitched seven seasons in San Diego's farm system before a series of arm



operations ended his playing career at Triple-A Las Vegas in 1988.

Towers began his post-playing career as an area scout for the Padres in Texas and Louisiana from 1989-91. During the summers of 1989 and 1990, he also served as pitching coach for the organization's short-season Single-A affiliate in Spokane, Wash., with the club winning Northwest League championships in both seasons. After two years with the Pittsburgh Pirates as a regional and national crosschecker, Towers returned to the Padres as Director of Scouting in August 1993, a position he held until being named General Manager on Nov. 17, 1995.

Towers and his wife, Kelley, have three bulldogs, Fiona, Sputnik and Arlow. He was inducted into the Medford Sports Hall of Fame in April 2007.



## JERRY DIPOTO

Senior Vice President, Scouting & Player Development

Jerry Dipoto enters his sixth season with the Arizona Diamondbacks in 2011, including his first as the team's Senior Vice President, Scouting & Player Development. Dipoto will continue to oversee all areas of scouting within the organization, including professional and amateur scouting, and will now be responsible for player development throughout the minor leagues after serving as interim General Manager for three months during the second half of the 2010 season.

Within his first month in leading the D-backs' Baseball Operations Department after being named interim General Manager on July 1, 2010, Dipoto aggressively reshaped the roster and refocused the organization by making four trades prior to the July 31 non-waiver trading deadline to restock the player development system with high-impact pitching prospects along with key additions to the Major League roster. The trades also shed payroll to put the organization in an improved financial situation to compete for the 2011 season and beyond.

With those trades, Dipoto acquired All-Star left-handed pitcher Joe Saunders along with three other pitchers from the Los Angeles Angels of Anaheim for Dan Haren on July 25, 2010 and right-handed rookie pitcher Daniel Hudson along with a minor league pitcher from the Chicago White Sox for Edwin Jackson on July 30, 2010. Hudson did not disappoint after securing a spot in the D-backs' starting rotation, as he posted a 7-1 record with a 1.69 ERA while also striking out 70 in 79.2 innings in his final 11 starts of the season. Also included in the trades were left-handed pitching prospects Tyler Skaggs and Patrick Corbin, who were both top draft selections by the Angels in the 2009 First-Year Player Draft, and left-handed pitcher David Holmberg, who was the eighth-best prospect in the White Sox organization according to Baseball America. Dipoto also moved Chris Snyder to the Pittsburgh Pirates in a five-player trade and Chad Qualls to the Tampa Bay Rays for minor-league pitcher Matt Gorgen on July 31, 2010.

Prior to being named interim General Manager, Dipoto oversaw all aspects of the organization's scouting efforts and the evaluation of players at all levels as Vice President, Player Personnel. Dipoto came to Arizona prior to the 2006 season after serving as the Colorado Rockies' Director of Player Personnel during the 2005 season following two seasons in the Scouting Department for the Boston Red Sox from 2003-04.

Dipoto posted a 27-24 record with 49 saves and 4.05 ERA in 390 appearances as a reliever during his eight-year career with the Cleveland Indians, New York Mets and Rockies from 1993-2000. He was forced to retire during Spring Training in 2001 due to a bulging disc in his neck and immediately became Special Assistant to the General Manager for the Rockies. Dipoto was originally selected in the third round of the 1989 First-Year Player Draft by the Indians out of Virginia Commonwealth University. He and his wife, Tamie, reside in Fountain Hills with their daughters, Taylor and Jordan, and son, Jonah.



## JOHN FISHER

Senior Vice President, Ticket Sales & Marketing

John Fisher enters his fourth year with the Arizona Diamondbacks in 2011, and first as the organization's Senior Vice President, Ticket Sales & Marketing. Fisher oversees all groups, suites and season ticket sales, service and ticket operations as well as all marketing efforts for the D-backs.

Fisher, who became a team Vice President prior to 2010, originally joined the D-backs in October 2007 as Director, Season Ticket Sales and Service and managed a staff of season tickets sales representatives that set an organizational record in new ticket package revenue for the 2008 season. His team increased the organization's full-season equivalents in 2008 for only the second time in franchise history and second time since 2002 after winning the World Series in 2001. Fisher also managed the season ticket service staff that achieved renewal rates of around 80 percent entering the 2009 and 2010 seasons despite the downturn in the economy.

Prior to joining the D-backs, Fisher was the Vice President of Sales and Service for the minor league Lake Erie Monsters of the America Hockey League for one season (2006-07) after spending six seasons (2001-07) leading group sales efforts for the NBA's Cleveland Cavaliers and Quicken Loans Arena. With the Cavaliers, Fisher directed a staff that became the first NBA team to surpass \$3 million in group sales revenue and finished in the Top 5 in total group sales revenue for four consecutive seasons while creating a number of best practices for the league. He also spent four seasons (1997-98, 2000-01) in the Pittsburgh Pirates' ticket office and two seasons (1998-2000) with the NHL's Tampa Bay Lightning in group sales.

Fisher is a 1998 graduate of Robert Morris University in Pittsburgh, where he received his B.S. in Business Administration and Sports Management.

Fisher and his wife, Debra, reside in Scottsdale.



## **NONA LEE**

Senior Vice President & General Counsel

Nona Lee begins her seventh season with the Arizona Diamondbacks in 2011 and was promoted to Senior Vice President & General Counsel in January 2010. Lee served as Vice President & General Counsel since 2005, overseeing all legal issues for the organization. Before dedicating her time solely to the D-backs, she served as Associate General Counsel (2000-04) and Vice President and Associate General Counsel (2004-05) for the Phoenix Suns, D-backs, Phoenix Mercury, Arizona Rattlers, Chase Field, US Airways Center and the Dodge Theater.

Prior to joining the sports industry, Lee had a brief stint as a corporate associate at Gallagher & Kennedy, specializing in corporate transactions and securities, after having worked as a litigator for Meyer Hendricks, specializing in commercial litigation, personal injury and medical malpractice, from 1995-99. Lee received her Juris Doctor in 1995 from the Oklahoma City University School of Law, where she graduated summa cum laude after spending time as a paralegal for a sole practitioner in Beverly Hills, Calif.

Before studying law, Lee worked in the entertainment industry in Southern California, holding a variety of business support positions at Blair Television, KIIS FM and *Radio & Records* magazine.

Lee is also active in the community, serving as the founder and board member of the Phoenix Women's Sports Association, an Arizona non-profit organization whose mission is to help girls and women find their power through sports. In addition, she also has served on the board of the Women's Sports Foundation in New York, a non-profit organization founded by Billie Jean King that is dedicated to advancing the lives of girls and women through sports and physical activity. Lee also serves on the Board of the Phoenix Regional Sports Commission, the mission of which is to "enrich our community through sports." She received the YWCA of Maricopa County's Sports Leader Award in 2006, was recognized by the *Phoenix Business Journal* as one of the Women in Business honorees in 2007 and was an Athena Award honoree in 2008, received the Joyce Holsey Award of Excellence from the Black Women Lawyer's Association in 2009, and was recognized as one of the *Arizona Foothills* magazine's 2010 Women Who Move the Valley.

Lee played college basketball at Pepperdine, where she played guard for the Waves and was part of a team that compiled a 103-33 record and made three appearances in the AIAW Championships from 1978-81. After earning her undergraduate degree in Broadcasting from Pepperdine, she was a graduate assistant for the women's basketball team from 1981-82 while working on her Master's degree in Broadcast Management.



## **MARIAN RHODES**

Senior Vice President, Chief Human Resources & Diversity Officer

With more than 20 years of experience in Major League Baseball, Marian Rhodes has re-developed the Arizona Diamondbacks human resources functions while also reinforcing a workplace culture where the best and brightest in the sports industry want to work since joining the organization in 2007. Rhodes was promoted to Senior Vice President, Chief Human Resources & Diversity Officer in January 2011 and will work closely with President & CEO

Derrick Hall to devise strategies that ensure the organization develops, mentors and treasures its employees. She will also be responsible for creating a solid platform surrounding diversity and government relations for the organization, a role Rhodes has had success with in the past as the new Busch Stadium construction process in St. Louis was one of the most successful MLB minority vendor partnership programs.

Since joining the club in June 2007, Rhodes implemented new training and development strategies as well as created new employee programs with the executive management team, such as the D-backs' Employee of the Month program and President's Council, to invest in the employees throughout the organization. Rhodes' determination and the organization's investment into its employees resulted in the D-backs being named one of the "Best Places to Work" in Phoenix by the *Phoenix Business Journal* and Best CompaniesAZ for the past four years, becoming the first sports organization to win such an honor in 2007. *PHOENIX* magazine also recognized the D-backs as a "best place to work" in 2008.

Prior to joining the D-backs, Rhodes was the Vice President of Public Affairs for the St. Louis Cardinals, where she oversaw all aspects of the organization's employment and workforce diversity initiatives, in addition to being responsible for office administration, customer service and public affairs. Rhodes directed recruitment, benefits, career counseling and performance planning for the Cardinals' 1,200-plus employees as the organization's senior employment executive. She also made sure the organization met its goals of attaining a diversified workforce at all levels throughout the organization. Rhodes also played a significant role in making sure the Cardinals organization met its goals with minority and women-owned businesses through MLB's Diverse Business Partners program.

During her time in St. Louis, Rhodes received many honors, including the *St. Louis Business Journal's* Most Influential Women Award, the "Yes I Can" Achiever and Role Model Award, the Dollars and Sense America's Best and Brightest Business Women Award and the Missouri Lottery Leadership Award. She also served on numerous boards, including the Metropolitan Sewer District, the St. Louis Minority Business Council, the Urban League of Metropolitan St. Louis, Downtown St. Louis Presents, Life Skills Foundation and the Family Resource Center. She is also a member of the Phoenix Chapter of the Links, Inc., and Alpha Kappa Alpha Sorority, Incorporated.

Rhodes received an Accounting degree from Florida A&M University and later earned an MBA in Marketing from Webster University.



## RUSS AMARAL

Vice President, Facilities & Event Services

Russ Amaral enters his 15th year with the Arizona Diamondbacks in 2010, including his 12th season as Vice President, Facilities & Event Services. Amaral oversees all guest-related functions at the ballpark in addition to the engineering, security, operations and groundskeeping departments.

In the past five years, Amaral has played an integral role in the many cosmetic changes at Chase Field by overseeing construction projects to keep the 13-year-old ballpark up to date with many of the new stadiums opening in the market and around the country. Prior to the 2007 season, the team contracted Target Commercial Interiors, a subsidiary company of the retail store chain Target, to value engineer the rebranding of Chase Field. Prior to the 2008 season, despite a full calendar of offseason events at Chase Field, he oversaw Daktronics' installation of the new 136-foot wide by 46-foot tall video scoreboard in centerfield, which is one of the world's largest high definition video screens. Since the 2006 season, the organization has also renovated 40 suites on the Insight Diamond Level, demolished three suites to create a social networking area on the Insight Diamond Level and another group of suites down the left field line to incorporate a new All-You-Can-Eat section, renovated the Strike Zone Lounge behind home plate and two lounge areas for premium seat holders, created the Miller Lite Diamond Club in right-centerfield and redeveloped numerous seating areas throughout the ballpark.

Amaral began his career in facility management with the opening of US Airways Center in 1992, working in various capacities up to Director, Event Services. In 1997, he was given the opportunity to assist in the final planning and opening operations of Chase Field as a member of the D-backs. Amaral has also been called upon by Major League Baseball to assist in ballpark operations capacities at numerous World Series.

Amaral is a graduate of Oregon State University, where he earned a degree in Business Administration. He and his wife, Beverly, reside in central Phoenix.



## CRAIG BRADLEY

Vice President, Finance

Craig Bradley enters his 15th year with the Arizona Diamondbacks in 2011, including his fifth season as the organization's Vice President, Finance. Bradley works closely with all departments within the organization as well as overseeing the accounting, revenue sharing, reporting and business operations functions.

Starting in 2008, Bradley implemented a strategic, forward thinking planning process that emphasized a three-year projection of operations that is prepared and analyzed in a manner to assist management in making effective and timely decisions on operations and management of financial resources. A believer in developing talent on the field and in the office, Bradley works to create opportunities for staff to further their professional skills while improving the effectiveness of the organization. He served as the organization's Controller from 2004-06.

Bradley originally joined the D-backs in September 1997 as Business Manager, Baseball Operations and worked alongside former General Manager Joe Garagiola Jr. as well as other baseball department directors in setting up and managing the minor league system, Dominican Republic academy, and scouting and Major League operations. In 2000, Bradley worked with medical staff and injury and claim management consultants in order to insure all injuries were managed in the most operationally and financially effective manner. Since then, MLB and a number of other clubs have adopted similar procedures and league-wide costs have been greatly reduced.

Prior to the D-backs taking the field, Bradley worked as the Assistant General Manager, Business Operations for the Phoenix Firebirds, the San Francisco Giants then-Triple-A affiliate, from 1994-97. With the Firebirds, he was responsible for game and stadium operations, season tickets, ticket operations and merchandising.

After graduating from Arizona State University in 1988, Bradley began his career with Arthur Andersen & Co. before moving into the construction and manufacturing industries. He played baseball for the Sun Devils from 1983-85, earning a junior varsity letter.

A Certified Public Accountant, Bradley is also a founding board member of About Care, Inc., a non-profit organization that provides services to the homebound in the East Valley, and Arizona Autism United, a non-profit human service co-op providing services to children with autism spectrum disorders in Arizona. He and his wife, Dr. Jennifer Bradley, have two daughters, Cecilia and Olivia, and make their home in Chandler.



## DEBBIE CASTALDO

Vice President, Corporate & Community Impact

Debbie Castaldo enters her third season with the Arizona Diamondbacks in 2011 and first solely overseeing the organization's community giving as Vice President, Corporate & Community Impact. Castaldo leads the team's industry-leading community relations efforts that have made charitable contributions totaling \$25.8 million to non-profit organizations throughout Arizona since 1997 on behalf of the organization and the Arizona Diamondbacks Foundation.

The D-backs, who donated \$2.4 million to local organizations in 2010, give back more each year than the combined totals of other the professional sports teams in Phoenix. Under Castaldo's guidance, the organization became the first professional sports team to win the inaugural 2010 United Nations NGO Positive Peace Award, which names the D-backs the most positive team in the world and is viewed as a 21st century peace prize, for its work with the Southwest Autism Research & Resource Center (SARRC) and the Boys & Girls Club of Metropolitan Phoenix. She has worked with Luis Gonzalez to establish his "Going Gonzo for Kids" program, fostered \$100,000 Grand Slam Awards for programs such as the Desert Mission Food Bank and the Society of St. Vincent de Paul to curb homelessness and has helped grow fundraising dollars year-over-year at Evening on the Diamond, the Arizona Diamondbacks Foundation's signature annual event that is the seventh-largest fundraising event in the Valley according to the *Phoenix Business Journal*.

Castaldo also oversaw the D-backs' Corporate Partnership Department from 2009-10 that achieved key revenue growth targets for the organization by developing a unique service-oriented philosophy with their partners.

Castaldo, a tenured marketing, community relations and corporate partnerships executive, joined the D-backs prior to the 2009 season after four years at St. Joseph's Hospital and Medical Center. As Director of Philanthropic Innovation at St. Joseph's, she was responsible for strategic corporate and community partnerships, e-commerce and innovation strategies for the foundations supporting Arizona's largest hospital. Prior to joining St. Joseph's, Castaldo was the Director of Strategic Partnerships for Westcor Shopping Centers, where she secured a record number of corporate partnerships for the portfolio of shopping centers. She began her career in Arizona with Alltel, heading up marketing operations for the wireless company's Southwest region. As General Manager, Marketing at Alltel, her responsibilities included marketing, advertising, public relations, community affairs, sports marketing and product development.

Castaldo earned a degree in Business Administration and Marketing from the University of Texas at El Paso in 1992. She is active in the community, serving on the board of the Ronald McDonald House, US Airways Foundation, Miracle League of Arizona, and extensive committee and advisory roles including the Celebrity Fight Night Foundation, Lou Grubb Friends Fore Golf, Save the Family, the Crohn's and Colitis Foundation and many more. In 2008, Castaldo was named the YWCA's Woman of Distinction for her philanthropy work in the community.

Castaldo and her husband, Vince, live in Peoria with sons, Jake and Zack.



## BOB GEBHARD

Vice President &

Special Assistant to the General Manager

Bob Gebhard enters his seventh season with the Arizona Diamondbacks in 2011 as Vice President & Special Assistant to the General Manager. Serving an integral role within the D-backs baseball operations, Gebhard has offered input from his vast experience in the game. He has also been the Baseball Operations Department's point person during the last two years with HKS Architects, Mortenson Construction and the Salt River Pima-Maricopa Indian Community during the construction of Salt River Fields at Talking Stick, the new two-team facility the D-backs and Colorado Rockies moved their Spring Training operations to in the Northeast Valley.

Gebhard joined the D-backs prior to the 2005 season after a five-year stint in a similar role with the St. Louis Cardinals from 2000-04 under then-General Manager Walt Jocketty, who he assisted in the club's day-to-day Major League operations including player evaluation and contract negotiations.

None of those roles were new to Gebhard, who was on the ground floor of the Rockies' franchise, joining the club during the winter in 1991 and building the entire baseball operations department from scratch. His efforts were rewarded with the Rockies' first playoff appearance in only three years into their existence in 1995, winning the National League's first-ever Wild Card spot on the final day of the season. His early successes in Colorado included the signing of veteran Andrea Galaraga to a free-agent contract the day before the 1992 Expansion Draft, then engineering a trade for slugging outfielder Dante Bichette immediately following the draft, with the twosome eventually comprising half of the famed Blake Street Bombers. Gebhard and his staff were so thoroughly prepared for the Expansion Draft that six members of the 1995 Division Series playoff squad still remained when the Rockies played the Atlanta Braves.

Gebhard joined the Rockies after a successful stint the Minnesota Twins' front office, joining the team as the Director of Major League Personnel in 1987, then assuming the role of Vice President of Player Personnel the following year. His first and last years with Minnesota culminated in a pair of World Series rings, as the Twins knocked off the Cardinals in 1987 and Braves in 1991.

Gebhard had an 11-year playing career as a pitcher that included big league duty with both the Twins and Montreal Expos. He was a player/coach in the Montreal organization from 1974-75, then was promoted to Minor League Field Director and pitching coach in 1976, a role he held for six seasons. Gebhard was part of Montreal's Major League coaching staff in 1982, then served as Director of Minor League Operations through 1986. He then joined the Twins, the



organization that selected him in the 15th round of the first June draft in 1965.

A native of Lambertson, Minn., Gebhard earned 16 letters in four sports in high school. His athletic career then shifted to the University of Iowa, where he co-captained the baseball team and also played basketball.

Gebhard and his wife, Nancy, who still reside in Littleton, Colo., have three children, daughters Angie and Jenny, and son, Casey. They also have five grandchildren.



## **SCOTT GEYER**

### Vice President, Broadcasting

Scott Geyer enters his 17th year with the Arizona Diamondbacks in 2011, including his 11th season as the organization's Vice President, Broadcasting.

In his current role with the D-backs, Geyer oversees the Broadcasting and Game Operations Departments while also keeping the club's broadcasters up to date about the organization. He played an integral role prior to the start of the 2008 season in the installation of the new Daktronics HD video scoreboard, a \$14 million project that also included the build-out of video production rooms to service the new board, and the technology behind the digital media network throughout the ballpark's concourses. The D-backs' 136-foot wide by 46-foot tall video board in center-field is one of the world's largest high definition video screens and, along with other updates with video technologies throughout the ballpark under Geyer's direction, enhances the fan experience at Chase Field.

Geyer, who has 28 years of experience in sports television, served as the director for each of D-backs' self-produced game telecasts on KTVK-TV (Ch. 3) for the organization's first 10 years. He joined the D-backs in 1995 to prepare the organization for its live television productions and to provide design insight into the construction of Chase Field from the media point of view. Prior to his move to baseball, he spent 10 years as a producer and director for the Phoenix Suns television package, while also managing the production and post-production division of US Airways Center since it opened in 1992. His baseball television resume includes directing a Major League package for Fox Sports Net and a five-year stint directing Triple-A baseball in the Phoenix area in the 1980s.

Geyer is a native of the San Francisco bay area and graduated from San Diego State University with a degree in broadcast journalism, prior to making Phoenix his home in 1980. He and his wife, Lisa, have two sons, Adam and Travis.



## **LUIS GONZALEZ**

### Special Assistant to the President & CEO

One of the most popular figures in Arizona Diamondbacks' history because of the way he interacted with fans and his game-winning single in Game 7 of the 2001 World Series to give the organization its first World Championship, Luis Gonzalez enters his second full season as a Special Assistant to the President & CEO with the D-backs in 2010. Gonzalez rejoined the organization in August 2009 after officially retiring as a player following his 19-year Major League career.

In his role, Gonzalez assists D-backs' President & CEO Derrick Hall and other departments throughout the baseball and business side of the organization. He also continues to make an impact in the community with the Arizona Diamondbacks Foundation, interacts with season ticket holders at special events, meets with corporate partners, fills in on the D-backs' radio and television broadcasts and spends time with minor and Major League players throughout the organization. Gonzalez also interacts with children at the team's Training Center camps and participates in the annual week-long Fantasy Camp. His Going Gonzo for Kids initiative that he started in 2010 through the Arizona Diamondbacks Foundation contributed \$100,000 in its first year to a variety of Arizona-based children's charities.

For his contributions as a player and a member in the community, Gonzalez became the first former player to have his number retired by the D-backs during a pre-game ceremony on Aug. 7, 2010. His No. 20 can now be seen in 5-foot purple numbers on the façade of the party suites in right field at Chase Field next to Jackie Robinson's No. 42, which was retired in perpetuity by Major League Baseball on April 15, 1997.

Gonzalez compiled a .283 batting average, 2,591 hits, 354 home runs and 1,439 RBI during his career with the Houston Astros, Chicago Cubs, Detroit Tigers, Los Angeles Dodgers, Florida Marlins and D-backs. His 596 career doubles rank 15th in baseball history. Gonzalez is one of only 17 players in Major League history to collect at least 2,500 hits, 500 doubles, 350 home runs and 1,000 RBI, joining Hank Aaron, Stan Musial, Carl Yastrzemski, Willie Mays, Eddie Murray, Cal Ripken, Dave Winfield, Rafael Palmeiro, Frank Robinson, Barry Bonds, Babe Ruth, Andre Dawson, Ken Griffey, Jr., Tony Perez, Lou Gehrig and Ted Williams. The five-time All-Star retired as the D-backs all-time leader in games played (1,194), hits (1,337), doubles (310), home runs (224), walks (650), runs (780), RBI (774), at-bats (4,488), total bases (2,373), slugging percentage (.529) and on-base percentage (.391). For his many community contributions during his playing career, Gonzalez was named the 2005 winner of the Branch Rickey Award, presented by the Rotary Club of Denver to individuals in baseball who contribute unselfishly to their community and who are strong role models for others.

Gonzalez was the Astros' fourth-round selection in the June 1988 First-Year Player Draft out of the University of South Alabama, where he earned Baseball America's All-Freshman second team honors and was later inducted into the university's Hall of Fame in 1999. He graduated from Tampa's Jefferson High School in 1985, earning a spot in the school's Hall of Fame and teaming with former Major Leaguer Tino Martinez.

Gonzalez currently serves on the Board of Directors for the Baseball Assistance Team (BAT). He and his wife, Christine, reside in Scottsdale with their triplets, Megan, Jacob and Alyssa.



## ROLAND HEMOND

Special Assistant to the President & CEO

One of the most respected and experienced executives in baseball, Roland Hemond was selected as the second recipient of the Buck O'Neil Lifetime Achievement Award by the National Baseball Hall of Fame and Museum's Board of Directors on Feb. 22, 2011, for his extraordinary efforts to enhance the game's positive impact on society. The award will be presented to Hemond in Cooperstown, N.Y. on July 23, 2011, as part of Hall of Fame Weekend.

Hemond is the second winner of the Buck O'Neil Award, which was established in 2007 to honor an individual whose efforts broadened the game's appeal and whose character, integrity and dignity is comparable to the late O'Neil, who passed away in 2006 after eight decades of contributions to the game. O'Neil was honored as the first recipient of the award in 2008.

Hemond begins his fifth season during his second tour of duty with the Arizona Diamondbacks in 2011. He rejoined the D-backs midway through the 2007 season as Special Assistant to the President & CEO and immediately got to work by strengthening the D-backs' relationships throughout Major League Baseball and enhancing the organization's initiatives in Mexico. For three consecutive Spring Trainings from 2008-10, the D-backs played exhibition games at Hector Espino Stadium in Hermosillo, Sonora, Mexico against another Cactus League team.

Hemond, a three-time winner of MLB's Executive of the Year award, has 60 years of professional baseball experience, including 23 seasons as a general manager with the White Sox (1971-85) and Baltimore Orioles (1988-95) and five seasons as Senior Executive Vice President with the D-backs (1996-2000). He later served as Executive Advisor with the White Sox (2000-07) until rejoining the D-backs. Hemond, who is considered the architect of the highly successful Arizona Fall League that began in 1992, is a nationally recognized ambassador of the game and a highly sought-after speaker. His professionalism, friendliness and willingness to contribute ideas and advice are attributes unmatched in the industry.

He was inducted into the Boston Braves Historical Association Hall of Fame in 2007, was presented with the prestigious William J. Slocum Award at the New York baseball writer's dinner in 2006 and the Honors Award from the Baseball Coaches of America. In 2003, Hemond was honored with the esteemed Branch Rickey Award, presented by the Rotary Club of Denver to individuals in baseball who contribute unselfishly to their community and who are strong role models for others. He was the first non-uniformed person to receive the award.

During his first stint with the White Sox, Hemond was named Executive of the Year in 1972 and 1983. The 1972 White Sox went 87-67 for the organization's first winning record in five seasons. The 1983 club went 99-63 and won the American League West Division title by 20 games, which was then a record for largest winning margin. While with Baltimore in 1989, Hemond was tabbed Executive of the Year for the third time after the Orioles improved 32½ games from the previous season and made a 22-game improvement in the standings. During his tenure with the White Sox and Orioles, Hemond negotiated 135 trades involving 428 players.

Hemond was honored by Minor League Baseball for his longtime dedication and service to the game as the 2001 "King of Baseball." Hemond's baseball career began in 1951 as a front office member of the Eastern League's Hartford Chiefs. He also worked with the Boston/Milwaukee Braves from 1952-60 before being hired as Scouting and Farm Director of the Los Angeles Angels in 1961. Hemond remained in that role until joining the White Sox in September 1970.

Hemond is president of the Association of Professional Ballplayers of America, a non-profit organization that helps former and current players and baseball personnel in need. Along with White Sox executive and former agent Dennis Gilbert and scouts Dave Yoakum and Harry Minor, Hemond helped found the Professional Baseball Scouts Foundation to provide assistance to longtime scouts who are in need of special support.

Three annual awards are named in Hemond's honor: the Roland Hemond Award, presented by the White Sox in honor of those who are dedicated to bettering the lives of others through extraordinary personal sacrifice; the Baseball America Award, presented to the person who has made major contributions to scouting and player development; and the Society of American Baseball Research (SABR) Award, given to the executive who has displayed great respect for scouts. Hemond was the inaugural recipient of both the Baseball America and SABR awards. He received an honorary degree in Humane Letters from the University of Phoenix in July 2006 and was named an honorary member of Princeton University's 1954 class after speaking at a sports symposium at the university in 2009.

Hemond is a native of Central Falls, R.I. He and his wife, Margo, reside in Phoenix and have five children: Susan, Tere, Robert, Jay and Ryan, and three grandchildren: Taylor, Natalie and Zane. Margo's father is John Quinn, a former Major League general manager for 28 years. Her brother, Bob, served as general manager for the New York Yankees, Cincinnati Reds and San Francisco Giants, and her brother, Jack, was president of the NHL's St. Louis Blues after serving as general manager for the Pacific Coast League's Hawaii Islanders and Vancouver Mounties. Margo's grandfather, A.J. Bob Quinn, was a player, front office executive and owner of the Columbus, Ohio affiliate starting in 1886, giving the family continuity in professional baseball for three centuries. Hemond's son, Bob, is the founding partner of the PCL's Sacramento River Cats.



## JASON HOWARD

Vice President, Business Development

Jason Howard begins his fourth season with the Arizona Diamondbacks in 2011 and first as Vice President, Business Development. Howard is responsible for creating new ways to improve revenue generation through the Corporate Partnership, Marketing, Community Affairs, Baseball Outreach and Spring Training Departments while still overseeing all season ticket and inside sales efforts.

Howard was the organization's Director, Season Ticket & Inside Sales for the past three seasons and during that time 80 percent of the inside sales representatives he managed have been promoted into senior sales and service positions in the professional sports industry. He spent the beginning of his sports career in Indianapolis from 2004-07 with Pacers Sports & Entertainment, where he began as an Inside Sales Representative before being promoted to Season Ticket Account Executive and eventually Manager of Inside Sales for the NBA's Indiana Pacers.

Howard graduated with a Sports Management degree in 2004 from Cedarville University in Cedarville, Ohio. He and his wife, Mandi, reside in Phoenix.



## SHAUN RACHAU

Vice President, Communications

Shaun Rachau enters his 15th season in Major League Baseball in 2011 and fifth season as the D-backs' Vice President, Communications. Rachau leads the D-backs' internal and external communications strategies by overseeing the organization's daily interaction with the local and national media.

Under Rachau's guidance, the Communications staff has garnered national coverage about D-backs players and the organization in *The Wall Street Journal*, *FORTUNE*, *GQ*, *SportsBusiness Journal*, *Sports Illustrated*, *ESPN The Magazine*, *USA Today* and on NBC's "Today." He also has worked with national recording artists, such as Trace Adkins, Roger Clyne & The Peacemakers, Lifehouse, Lonestar, Jo Dee Messina, SHeDAISY, Jessica Simpson, The Wiggles and Smash Mouth, for the D-backs post-game concerts during the past five seasons. Rachau also directed special events for the organization, including the SUBWAY® D-backs FanFest and the Rally Monday postseason celebration in 2007.

Major League Baseball has called on Rachau because of his communications experience to assist with numerous league events, including the World Series in 2008 and 2009 and the All-Star Game in 2009 and 2010. He was also selected to be the public relations representative for the Dominican Republic team in the 2009 World Baseball Classic, which featured prominent MLB stars such as Pedro Martinez, David Ortiz, Hanley Ramirez and Alex Rodriguez.

Rachau, who spent 10 years in Southern California in various sports and business public relations roles, returned to the Phoenix area when he joined the D-backs in February 2006 as Senior Director, Special Programs and Events. He was promoted to Senior Director, Corporate Communications in October 2006 and directed the organization's business communications during the off-season, including the D-backs new uniform launch in November 2006.

Prior to joining the D-backs, Rachau was the Director, Corporate Communications for KB Home, a Fortune 500 company based in Los Angeles. At KB Home, Rachau helped increase the brand awareness of the nation's fifth-largest homebuilder by overseeing public relations representatives throughout the nation as well as coordinating publicity for the company's collaboration announcement with Martha Stewart Living Omnimedia to have Martha Stewart design homes.

Rachau's other MLB experience included eight seasons with the Los Angeles Dodgers as the Assistant Director, Publicity (1997-99) and Director, Team Travel (2000-04). With the Dodgers, he coordinated the organization's Spring Training camp in Vero Beach, Fla. and handled all transportation matters in getting the team around the country throughout the season. Rachau was also a Media Assistant with the San Diego Padres in 1996 and has served as a media relations consultant with the Fiesta Bowl for 15 years, including four BCS championship games.

Rachau received a bachelor's degree in journalism from Arizona State University in 1995. As an ASU student, he covered local prep sports around the Valley for the *Phoenix Gazette* and *Arizona Republic*. A 1991 graduate of Paradise Valley High School, Rachau was a co-captain on the school's region championship football and baseball teams. He also gives back to the community by participating in the City of Phoenix's "Principal For A Day" program and was an advisory board member of the Father's Day Council Father of the Year Award to raise money for the American Diabetes Association.

Rachau resides in Phoenix with his wife, Joely, and son, Brody.



## BOB ZWEIG

Vice President & Chief Information Officer

Bob Zweig enters his fourth year with the Arizona Diamondbacks in 2011 after joining the organization in September 2008 as Vice President & Chief Information Officer. Zweig oversees all information technology functions for the club and has enabled the D-backs to become a leader in cutting-edge technologies among all Major League Baseball teams and throughout the sports industry.

Zweig's strategic focus throughout the organization has provided leading-edge, relevant and reliable technology in business efficiencies, baseball operations and fan experience. Since joining the D-backs, he has designed and built a company Intranet to allow for internal business collaboration as well as providing the organization better business analytics and decision making tools through its business intelligence capabilities, thus improving the company's speed of business. Zweig also collaborated with the Ticket Sales & Service department to ensure a smooth technology migration to a new ticketing system technology with Ticketmaster, a new point-of-sale system and an in-ballpark technology to allow the D-backs to offer stored-value tickets to their fans prior to the 2010 season. Zweig's department has created innovative fan experience technologies by building new ballpark kiosks and applications for the team's fan loyalty programs that also allow fans to enter team sweepstakes. His team has also created and installed video walls and digital signage throughout Chase Field to enhance the fan experience while also creating additional inventory for corporate partners to advertise their brands. He also stabilized the company's overall IT infrastructure by architecting a high-density cooling solution, enhanced power distribution, new cable and wire management and better server utilization for its data center.

Zweig was part of the design team for Salt River Fields at Talking Stick to ensure the organization's Spring Training had cutting edge technology. In addition to equipping meeting rooms with the latest technology, he helped create and install a baseball video coaching system at the facility that allows players and coaches to analyze practice drills from any of the many high definition cameras located at the main stadium or six practice fields.

Zweig joined the D-backs after spending two years as the Vice President, Information Technology at Ask.com, a leading search engine company on the Web and a division of Interactive Corp. He spent time at the company's headquarters in Oakland, Calif. supporting IT technologies and infrastructures across multiple global ecommerce companies including Ask.com, Evite.com, LendingTree.com, Ticketmaster.com and Match.com. He also enabled business IT functions that supported user behavior tracking, traffic analysis, search relevance, advertising performance, fraud and suspect analysis and global enterprise reporting.

Prior to joining Ask.com, Zweig spent three years at eBay where he left as Director, Information Technology & Global Telecom and managed IT functions for the company's PayPal division and reported directly to the CIO. He also created and managed an all-hours support organization across several world-wide data centers and was responsible for scaling PayPal's customer support infrastructure from one U.S.-based contact center to nine global centers within two years.

Zweig's background also includes six years as a management and technology consultant at Accenture where he delivered large leading-edge technology projects for several global Fortune 500 companies. He earned a Bachelor's of Science degree in Mechanical Engineering in 1992 from the Illinois Institute of Technology in Chicago.

Zweig resides in Phoenix.



## RETIRED NUMBERS

20

The D-backs retired Luis Gonzalez's number prior to their game against the San Diego Padres on Aug. 7, 2010. Gonzalez is the first former D-backs' player to have his number retired by the organization and his No. 20 can be found in five-foot purple numbers on the façade of the party suites in right field at Chase Field next to Jackie Robinson's No. 42. Gonzo is the franchise's all-time leader in nearly every offensive category after an eight-year stint with the D-backs from 1999-2006, leading all D-backs' players with 1,194 games, 1,337 hits, 310 doubles, 224 home runs, 650 walks, 780 runs, 774 RBI, 4,488 at-bats, 2,373 total bases, a .529 slugging percentage and .391 on-base percentage. The five-time All-Star with the D-backs (1999, 2001-03, 2005) is remembered for his game-winning single in the bottom of the ninth inning in Game 7 of the 2001 World Series that gave the D-backs their first World Championship.

42

Commissioner Bud Selig announced on April 15, 1997, that Jackie Robinson's No. 42 was retired by Major League Baseball, barring players on any Major League club to wear the number. As an exception to the retired number policy, MLB has recently begun honoring Robinson's legacy by allowing players to wear No. 42 on April 15 each season to celebrate Jackie Robinson Day. For the 60th anniversary of Robinson's Major League debut, MLB invited players to wear No. 42 on Jackie Robinson Day in 2007. The gesture was originally the idea of Ken Griffey, Jr., who sought Rachel Robinson's permission to wear the number. After receiving her permission, Selig not only allowed Griffey to wear the number, but also extended an invitation to all clubs to do the same.





**COACHES & STAFF**



# KIRK GIBSON

Manager

23

**OPENING DAY AGE:** 53  
**SIGNED THROUGH:** 2012, Club option 2013  
**FORMER POSITION:** Outfielder

**BORN:** May 28, 1957  
 Pontiac, Mich.

**RESIDENCE:** Gross Pointe, Mich.

**NATIONAL LEAGUE MVP (1): 1988 • ALCS MVP (1): 1984 • SILVER SLUGGER (1): 1988 (NL)**

- ◆ Named the D-backs' sixth manager on Oct. 4, 2010, agreeing to a two-year contract through the 2012 season with a club option for 2013.
- ◆ Named interim manager on July 1, 2010, following the dismissal of A.J. Hinch...compiled a 34-49 mark as interim manager...made his debut on July 2 vs. Dodgers with a 12-5 win, joining Bob Brenly (3-2 @ Dodgers, April 1, 2001) as the only D-backs' manager to win in his managerial debut...became the fourth manager since 2001 to make his managerial debut against a team he played for, joining Padres' Bud Black on April 3, 2007 vs. Giants, Indians' Joel Skinner on July 11, 2002 vs. Yankees and Pirates' Lloyd McClendon on April 3, 2001 @ Reds.
- ◆ Served as the D-backs bench coach from 2007 until assuming the interim manager title midway through 2010...his 3 ½ seasons as bench coach were the longest time of service among all bench coaches in D-backs history, just ahead of Carlos Tosca from 1998-2000.
- ◆ Served as bench coach for the Detroit Tigers from 2003-05 under manager Alan Trammell...also worked as a color analyst with the Tigers on FSN Detroit from 1998-2002.
- ◆ Played an integral role on two World Championship teams and batted .268 with 255 home runs, 870 RBI and 284 stolen bases during a distinguished 17-year playing career with the Tigers (1979-87, 1993-95), Los Angeles Dodgers (1988-90), Kansas City Royals (1991) and Pittsburgh Pirates (1992).
- ◆ Made his Major League debut in 1979 and went on to be the Tigers' regular right fielder from 1983-87, helping lead Detroit to a World Championship in 1984 and another division championship in 1987...named American League Championship Series MVP against the Kansas City Royals in 1984 and delivered a memorable homer off Padres' closer Goose Gossage in Game 5 of the 1984 World Series.
- ◆ Signed with the Dodgers as a free agent in 1988 and led the club that year to its fifth World Championship after being named National League MVP by batting .290 with 25 home runs, 76 RBI, 106 runs and 31 stolen bases...his pinch-hit, game-winning 2-run home run off the Athletics' Dennis Eckersley in Game 1 of the World Series set the tone for the Dodgers to win the series in 5 games.
- ◆ Is the only player in baseball history to win a league MVP title and never appear in an All-Star Game...will be a member of Bruce Bochy's National League coaching staff for the 82nd annual MLB All-Star Game at Chase Field on July 12, 2011.

## PERSONAL

- ◆ Kirk Harold Gibson.
- ◆ Married to Joanne with four children, Colleen, Kirk, Kevin and Cameron.
- ◆ Was drafted in the first round (12th overall) of the 1978 First-Year Player Draft by the Tigers and in the seventh round of the NFL draft by the St. Louis Cardinals after a stellar two-sport career at Michigan State University.
- ◆ Chad and Doug Dreier, father and son sports memorabilia collectors from Santa Barbara, Calif., paid \$1.19 million in an online auction in November 2010 for five iconic Gibson items...the items included Gibson's home run bat from Game 1 of the 1988 World Series (\$575,912) and his game-worn jersey (\$303,277), his batting helmet (\$155,388), NL MVP Award (\$110,293) and World Series trophy (\$45,578)...the final bid for the bat marked the second-highest amount paid for a game-used bat, behind only Babe Ruth's signed bat used to hit the first home run in Yankee Stadium that sold in 2004 for \$1.265 million...the amounts paid for the game-worn helmet and player World Series trophy were records.
- ◆ Proceeds from the sale of the World Series trophy and MVP plaque benefitted the Kirk Gibson Foundation to continue his support of Michigan State University athletic programs and to help fund his partial scholarship programs at Clarkston (Mich.) High School and Waterford (Mich.) High School, in honor of his parents, who were educators at those schools.

## GIBSON'S CAREER PLAYING RECORD

YEAR	CLUB	AVG	G	AB	R	H	2B	3B	HR	RBI	BB	SO	SB
1978	Lakeland	.240	54	175	27	42	5	4	8	40	22	54	13
1979	Evansville	.245	89	327	50	80	13	5	9	42	34	110	20
	DETROIT	.237	12	38	3	9	3	0	1	4	1	3	3
1980	DETROIT	.263	51	175	23	46	2	1	9	16	10	45	4
1981	DETROIT	.328	83	290	41	95	11	3	9	40	18	64	17
1982	DETROIT	.278	69	266	34	74	16	2	8	35	25	41	9
1983	DETROIT	.227	128	401	60	91	12	9	15	51	53	96	14
1984	DETROIT	.282	149	531	92	150	23	10	27	91	63	103	29
1985	DETROIT	.287	154	581	96	167	37	5	29	97	71	137	30
1986	DETROIT	.268	119	441	84	118	11	2	28	86	68	107	34
1987	Toledo	.235	6	17	2	4	0	0	0	3	4	3	1
	Toledo	.000	28	1	0	0	0	0	0	0	0	0	0
	DETROIT	.277	128	487	95	135	25	3	24	79	71	117	26
1988	LOS ANGELES	.290	150	542	106	157	28	1	25	76	73	120	31
1989	LOS ANGELES	.213	71	253	35	54	8	2	9	28	35	55	12
1990	Albuquerque	.429	5	14	6	6	2	0	1	4	4	3	1
	LOS ANGELES	.260	89	315	59	82	20	0	8	38	39	65	26
1991	KANSAS CITY	.236	132	462	81	109	17	6	16	55	69	103	18
1992	PITTSBURGH	.196	16	56	6	11	0	0	2	5	3	12	3
1993	DETROIT	.261	116	403	62	105	18	6	13	62	44	87	15
1994	DETROIT	.276	98	330	71	91	17	2	23	72	42	69	4
1995	DETROIT	.260	70	227	37	59	12	2	9	35	33	61	9
Minor League Totals		.247	182	534	85	132	20	9	18	89	64	170	35
American League Totals		.270	1309	4632	779	1249	204	51	211	723	568	1033	212
National League Totals		.261	326	1166	206	304	56	3	44	147	150	252	72
Major League Totals		.268	1635	5798	985	1553	260	54	255	870	718	1285	284

### LEAGUE CHAMPIONSHIP SERIES RECORD

YEAR	CLUB	AVG.	G	AB	R	H	2B	3B	HR	RBI	BB	SO	SB
1984	DET vs. KC	.417	3	12	2	5	1	0	1	2	2	1	1
1987	DET vs. MIN	.286	5	21	4	6	1	0	1	4	3	8	3
1988	LA vs. NYM	.154	7	26	2	4	0	0	2	6	3	6	2
Totals		.254	15	59	8	15	2	0	4	12	8	15	6

### WORLD SERIES RECORD

YEAR	CLUB	AVG.	G	AB	R	H	2B	3B	HR	RBI	BB	SO	SB
1984	DET vs. SD	.333	5	18	4	6	0	0	2	7	4	4	3
1988	LA vs. OAK	1.000	1	1	1	1	0	0	1	2	0	0	0
Totals		.368	6	19	5	7	0	0	3	9	4	4	3

## GIBSON'S COACHING HISTORY

2003-05	Bench Coach	Detroit Tigers
2007-10	Bench Coach	Arizona Diamondbacks
2010-present	Manager*	Arizona Diamondbacks

\*Named interim manager on July 1, 2010.

Named manager on Oct. 4, 2010.

## GIBSON'S MANAGERIAL RECORD

YEAR	CLUB	W	L	PCT.	FINISH
2010	ARIZONA	34	79	.301	Fifth
Totals (1 Season)		34	79	.301	



## PLAYING FOR THE PLANET



The Arizona Diamondbacks Playing for the Planet program is an organization-wide commitment to improving its environmental performance and to use baseball as the platform with which we can influence players, fans, employees and corporate partners to positively affect environmental change. The D-backs plan to divert paper, cardboard, plastic and metal products from the waste system and minimize water use throughout the ballpark. The club will also encourage the use of alternative forms of transportation and lower the carbon footprint for Chase Field by reducing the amount of energy used for the facility's operation. Employees are also being asked to help execute environmental policies and contribute their own ideas to how the organization can continue to expand its influence as environmental stewards.



## DON BAYLOR

Hitting Coach

25

**OPENING DAY AGE:** 61  
**SIGNED THROUGH:** 2011  
**FORMER POSITION:** Infielder/Outfielder  
 Designated Hitter

**BORN:** June 28, 1949  
 Austin, Texas

**RESIDENCE:** La Quinta, Calif.

**ALL-STAR (1): 1979 (AL) • SILVER SLUGGER (3): 1983 (AL), 1985 (AL), 1986 (AL)**  
**AMERICAN LEAGUE MVP (1): 1979 • NATIONAL LEAGUE MANAGER OF THE YEAR (1): 1995**

- ♦ Enters his 19th season in a managerial or coaching capacity in 2011...compiled a 627-689 record (.476) in nine seasons as a manager with the Rockies (1993-98) and Cubs (2000-02).
- ♦ Served as the Rockies' hitting coach from 2009-10, when Troy Tulowitzki and Carlos Gonzalez blossomed in an offense that led the NL in triples (38), walks (1,245) and on-base (.339), slugging (.433) and OPS (.772) percentages...the Rockies also finished second in the league during that span in runs (1,574) and RBI (1,501) and third in home runs (363) and batting average (.262).
- ♦ Served as bench coach for the Mets (2003-04) and hitting coach with the Mariners (2005).
- ♦ Named the 46th manager in Cubs history on Nov. 1, 1999...compiled a 187-220 record (.459) with the Cubs from 2000-02...earned his 500th career managerial victory on Sept. 12, 2000.
- ♦ Was Atlanta's hitting coach in 1999 when Chipper Jones won league MVP honors for a Braves club that won 103 games and lost to the Yankees in the World Series.
- ♦ Named the first Rockies manager on Oct. 27, 1992, and posted a 440-469 (.484) record in six seasons...earned Manager of the Year honors from the BBWAA and Sporting News in 1995 after leading the Rockies to the their first postseason berth in franchise history as the NL Wild Card...the Rockies' 363-384 (.486) mark during his first five seasons from 1993-97 was the best five-year record for an expansion club.
- ♦ Served as a special assistant to the general manager with the Brewers in 1989 and then hitting coach from 1990-91...also was the hitting coach with the Cardinals in 1992.
- ♦ Batted .260 with 338 home runs and 1,276 RBI with the Baltimore Orioles (1970-75), Oakland A's (1976, 1988), California Angels (1977-82), New York Yankees (1983-85), Boston Red Sox (1986-87) and Minnesota Twins (1987) during his 19-year Major League career
- ♦ Earned AL Most Valuable Player honors in 1979 with the Angels after hitting .296 with 36 home runs and and a league-leading 120 runs and 139 RBI.
- ♦ Made three consecutive trips to the World Series from 1986-88 and was part of seven division titles with five different teams.
- ♦ One of 21 players all-time to collect at least 250 home runs and 250 stolen bases...also holds the AL record after being hit by a pitch 267 times...was hit by a pitch 10 or more times in 14 seasons, including an AL single-season record 35 times in 1986.

### PERSONAL

- ♦ Don Edward Baylor.
- ♦ He and his wife, Becky, have a son, Don, Jr....Don Jr. earned his Bachelor's degree from Georgetown University and a Master's degree from University of Wisconsin.
- ♦ Graduated from Stephen F. Austin High School in his native Austin, Texas, where he was a standout high school baseball and football player.
- ♦ Signed with the Orioles in 1967 after University of Texas football coach Darrell Royal did not allow him to play both sports...also attended both Miami-Dade (Fla.) Junior College and Blinn (Texas) Junior College.
- ♦ Served on Dusty Baker's staff for the 1996 MLB All-Star tour in Japan.



## PRE-GAME TIMING AT CHASE FIELD

	12:40 GAME	1:10 GAME	5:10 GAME	6:40 GAME
Visitors Early Batting Practice			12:00-1:00	1:30-2:30
D-backs Early Batting Practice			1:00-2:00	2:30-3:30
D-backs Pitchers			2:00-2:30	3:30-4:00
D-backs Batting Practice	10:00-11:00	10:30-11:30	2:30-3:30	4:00-5:00
Visitors Batting Practice	11:00-11:45	11:30-12:15	3:30-4:15	5:00-5:45
Clear Cages	11:45-11:50	12:15-12:20	4:15-4:20	5:45-5:50
D-backs Infield	11:50-12:00	12:20-12:30	4:20-4:30	5:50-6:00
Visitors Infield	12:00-12:10	12:30-12:40	4:30-4:40	6:00-6:10
Ground Crew	12:10-12:30	12:40-1:00	4:40-5:00	6:10-6:30
September Visitors	10:45-11:45	11:15-12:15	3:15-4:15	4:45-5:45



## BAYLOR'S CAREER PLAYING RECORD

YEAR	CLUB	AVG	G	AB	R	H	2B	3B	HR	RBI	BB	SO	SB
1967	Blufield	.346	67	246	50	85	10	8	8	47	35	26	26
1968	Stockton	.369	68	244	52	90	6	3	7	40	35	65	14
	Elmira	.333	6	24	4	8	1	1	1	3	3	4	1
	Rochester	.217	15	46	4	10	2	0	0	4	3	17	1
1969	Miami	.375	17	56	13	21	5	4	3	24	7	8	3
	Dallas/Ft. Worth	.300	109	406	71	122	17	10	11	57	47	77	19
1970	Rochester	.327	140	508	127	166	34	15	22	107	76	99	26
	BALTIMORE	.235	8	17	4	4	0	0	0	4	2	3	1
1971	Rochester	.313	136	492	104	154	31	10	20	95	79	73	25
	BALTIMORE	.000	1	2	0	0	0	0	0	1	2	1	0
1972	BALTIMORE	.253	102	320	33	81	13	3	11	38	29	50	24
1973	BALTIMORE	.286	118	405	64	116	20	4	11	51	35	48	32
1974	BALTIMORE	.272	137	489	66	133	22	1	10	59	43	56	29
1975	BALTIMORE	.282	145	524	79	148	21	6	25	76	53	64	32
1976	OAKLAND	.247	157	595	85	147	25	1	15	68	58	72	52
1977	CALIFORNIA	.251	154	561	87	141	27	0	25	75	62	76	26
1978	CALIFORNIA	.255	158	591	103	151	26	0	34	99	56	71	22
1979	CALIFORNIA	.296	162	628	120	186	33	3	36	139	71	51	22
1980	CALIFORNIA	.250	90	340	39	85	12	2	5	51	24	32	6
1981	CALIFORNIA	.239	103	377	52	90	18	1	17	66	42	51	3
1982	CALIFORNIA	.263	157	608	80	160	24	1	24	93	57	69	10
1983	NEW YORK-AL	.303	144	534	82	162	33	3	21	85	40	53	17
1984	NEW YORK-AL	.262	134	493	84	129	29	1	27	89	38	68	1
1985	NEW YORK-AL	.231	142	477	70	110	24	1	23	91	52	90	0
1986	BOSTON	.238	160	585	93	139	23	1	31	94	62	111	3
1987	BOSTON	.239	108	339	64	81	8	0	16	57	40	47	5
	MINNESOTA	.286	20	49	3	14	1	0	0	6	5	12	0
1988	OAKLAND	.220	92	264	28	58	7	0	7	34	34	44	0
Minor League Totals		.324	558	2022	323	656	106	51	72	290	285	369	115
Major League Totals		.260	2292	8198	1236	2135	366	28	338	1276	805	1069	285

### LEAGUE CHAMPIONSHIP SERIES RECORD

YEAR	CLUB	AVG	G	AB	R	H	2B	3B	HR	RBI	BB	SO	SB
1973	BAL vs. BOS	.273	4	11	3	3	0	0	0	1	3	5	0
1974	BAL vs. OAK	.267	4	15	0	4	0	0	0	0	0	2	0
1979	CAL vs. BAL	.188	4	16	2	3	0	0	1	2	1	2	0
1982	CAL vs. MIL	.294	5	17	2	5	1	1	1	10	2	0	0
1986	BOS vs. CAL	.346	7	26	6	9	3	0	1	2	4	5	0
1987	MIN vs. DET	.400	2	5	0	2	0	0	0	1	0	0	0
1988	OAK vs. BOS	.000	2	6	0	0	0	0	0	1	1	2	0
Totals		.271	28	96	13	26	4	1	3	17	11	16	0

### WORLD SERIES RECORD

YEAR	CLUB	AVG	G	AB	R	H	2B	3B	HR	RBI	BB	SO	SB
1986	BOS vs. NYM	.182	4	11	1	2	1	0	0	1	1	3	0
1987	MIN vs. STL	.385	5	13	3	5	0	0	1	3	1	1	0
1988	OAK vs. LAD	.000	1	1	0	0	0	0	0	0	0	1	0
Totals		.280	10	25	4	7	1	0	1	4	2	5	0

### ALL-STAR GAME RECORD

YEAR	CLUB	AVG	G	AB	R	H	2B	3B	HR	RBI	BB	SO	SB
1979	Seattle – AL	.500	1	4	2	2	1	0	0	1	0	0	0

## BAYLOR'S COACHING HISTORY

1990-91	Hitting Coach	Milwaukee Brewers
1992	Hitting Coach	St. Louis Cardinals
1993-98	Manager	Colorado Rockies
1999	Hitting Coach	Atlanta Braves
2000-02	Manager	Chicago Cubs
2003-04	Bench Coach	New York Mets
2005	Hitting Coach	Seattle Mariners
2009-10	Hitting Coach	Colorado Rockies
2011-present	Hitting Coach	Arizona Diamondbacks

## BAYLOR'S MANAGERIAL RECORD

YEAR	CLUB	W	L	PCT.	FINISH
1993	COLORADO	67	95	.414	Sixth
1994	COLORADO	53	64	.453	Third
1995	COLORADO	77	67	.535	Second
1996	COLORADO	83	79	.512	Third
1997	COLORADO	83	79	.512	Third
1998	COLORADO	77	85	.475	Fourth
2000	CHICAGO-NL	65	97	.401	Sixth
2001	CHICAGO-NL	88	74	.543	Third
2002	CHICAGO-NL	34	49	.410	—
Totals (9 Seasons)		627	689	.476	



# CHARLES NAGY

Pitching Coach

50

**OPENING DAY AGE:** 43

**SIGNED THROUGH:** 2011

**FORMER POSITION:** Right-handed Pitcher

**BORN:** May 5, 1967  
Fairfield, Conn.

**RESIDENCE:** Rancho Santa Fe,  
Calif.

**ALL-STAR (3): 1992 (AL), 1996 (AL), 1999 (AL)**

- ◆ Enters his first season as a Major League pitching coach after spending three seasons as a minor league pitching coach.
- ◆ Was the pitching coach for the Indians' Triple-A affiliate in Columbus, Ohio in 2010...the Clippers won the Triple-A National Championship last year after posting a 79-65 record in the regular season and cruising through the playoffs as a wild card.
- ◆ Served as the Angels' pitching coach for their Triple-A affiliate in Salt Lake City from 2005-06, as the Bees compiled a 160-128 record (.556) and won the Pacific Coast League's North Division in 2006...tutored Angels' pitching prospect Joe Saunders from 2005-06 in Salt Lake.
- ◆ Held the title of Special Assistant to Baseball Operations with the Indians from 2004-05 after compiling a 129-105 record and 4.51 ERA in 318 games during a 14-year career with the Indians (1990-2002) and Padres (2003).
- ◆ The three-time All-Star was part of teams that won six AL Central Division titles and a pair of AL Pennants in 13 seasons for the Indians.
- ◆ Was inducted into the Indians Hall of Fame in 2007...posted a record of 129-103 with a 4.51 ERA in 313 games (297 starts) for the Indians...ranks sixth on the Indians all-time career pitching list with 297 starts and 1,235 strikeouts and 10th with 129 career victories...was the Indians' first-round selection (17th overall) in the 1988 First-Year Player Draft.
- ◆ Was the starting pitcher for the American League at the 1996 All-Star game in Philadelphia and finished fourth in the AL Cy Young voting after posting a 17-5 record and 3.51 ERA in 32 starts.

## PERSONAL

- ◆ Charles Harrison Nagy.
- ◆ He and his wife, Jacquelyn, have two daughters, Makaela and Lily.
- ◆ Played collegiately at the University of Connecticut from 1987-88 and was a two-time All-Big East Pitcher of the Year and an All-American in 1988.
- ◆ Member of the 1988 U.S. Olympic Team that won the gold medal in Seoul, South Korea.

## NAGY'S CAREER PLAYING RECORD

YEAR	CLUB	W-L	ERA	G	GS	CG	SHO	SV	IP	H	R	ER	BB	SO
1989	Kinston	8-4	1.51	13	13	6	4	0	95.1	69	22	16	24	99
1989	Canton-Akron	4-5	3.35	15	14	2	0	0	94.0	102	44	35	32	65
1990	Canton-Akron	13-8	2.52	23	23	9	0	0	175.0	132	62	49	39	99
	CLEVELAND	2-4	5.91	9	8	0	0	0	45.2	58	31	30	21	26
1991	CLEVELAND	10-15	4.13	33	33	6	1	0	211.1	228	103	97	66	109
1992	CLEVELAND	17-10	2.96	33	33	10	3	0	252.0	245	91	83	57	169
1993	CLEVELAND	2-6	6.29	9	9	1	0	0	48.2	66	38	34	13	30
	Canton-Akron	0-0	1.12	2	2	0	0	0	8.0	8	1	1	2	4
1994	CLEVELAND	10-8	3.45	23	23	3	0	0	169.1	175	76	65	48	108
1995	CLEVELAND	16-6	4.55	29	29	2	1	0	178.0	194	95	90	61	139
1996	CLEVELAND	17-5	3.41	32	32	5	0	0	222.0	217	89	84	61	167
1997	CLEVELAND	15-11	4.28	34	34	1	1	0	227.0	253	115	108	77	149
1998	CLEVELAND	15-10	5.22	33	33	2	0	0	210.1	250	139	122	66	120
1999	CLEVELAND	17-11	4.95	33	32	1	0	0	202.0	238	120	111	59	126
2000	CLEVELAND	2-7	8.21	11	11	0	0	0	57.0	71	53	52	21	41
2000	Akron	1-0	1.00	2	2	0	0	0	9.0	4	1	1	2	10
2000	Buffalo	1-1	4.30	3	3	0	0	0	14.2	12	7	7	4	5
2001	CLEVELAND	5-6	6.40	15	13	0	0	0	70.1	102	53	50	20	29
	Buffalo	5-1	2.56	6	6	0	0	0	38.2	40	12	11	9	18
2002	CLEVELAND	1-4	8.88	19	7	0	0	0	48.2	76	51	48	13	22
	Buffalo	1-2	3.19	5	5	2	1	0	36.2	38	18	13	4	18
2003	SAN DIEGO	0-2	4.38	5	0	0	0	0	12.1	15	7	6	3	7
	Portland	1-0	1.23	3	1	0	0	1	7.1	8	1	1	0	5
Minor League Totals		34-21	2.52	72	69	19	5	1	478.2	413	168	134	116	323
American League Totals		129-103	4.51	313	297	31	6	0	1942.1	2173	1054	974	583	1235
National League Totals		0-2	4.38	5	0	0	0	0	12.1	15	7	6	3	7
Major League Totals		129-105	4.51	318	297	31	6	0	1954.2	2188	1061	980	586	1242

### DIVISION SERIES RECORD

YEAR	CLUB	W-L	ERA	G	GS	CG	SHO	SV	IP	H	R	ER	BB	SO
1995	CLE vs. BOS	1-0	1.29	1	1	0	0	0	7.0	4	1	1	5	6
1996	CLE vs. BAL	0-1	7.15	2	2	0	0	0	11.1	15	9	9	5	13
1997	CLE vs. NYY	0-1	9.82	1	1	0	0	0	3.2	2	5	4	6	1
1998	CLE vs. BOS	1-0	1.13	1	1	0	0	0	8.0	4	1	1	0	3
1999	CLE vs. BOS	1-0	7.20	2	2	0	0	0	10.0	11	9	8	2	6
2001	CLE vs. SEA	Did not play												
Totals		3-2	5.18	7	7	0	0	0	40.0	36	25	23	18	29

### LEAGUE CHAMPIONSHIP SERIES RECORD

YEAR	CLUB	W-L	ERA	G	GS	CG	SHO	SV	IP	H	R	ER	BB	SO
1995	CLE vs. SEA	0-0	1.13	1	1	0	0	0	8.0	5	2	1	0	6
1997	CLE vs. BAL	0-0	2.77	2	2	0	0	0	13.0	17	4	4	5	5
1998	CLE vs. NYY	0-1	3.72	2	2	0	0	0	9.2	13	7	4	1	6
Totals		0-1	2.64	5	5	0	0	0	30.2	35	13	9	6	17

### WORLD SERIES RECORD

YEAR	CLUB	W-L	ERA	G	GS	CG	SHO	SV	IP	H	R	ER	BB	SO
1995	CLE vs. ATL	0-0	6.43	1	1	0	0	0	7.0	8	5	5	1	4
1997	CLE vs. FLA	0-1	6.43	2	1	0	0	0	7.0	8	6	5	5	5
Totals		0-1	6.43	3	2	0	0	0	14.0	16	11	10	6	9

### ALL-STAR GAME RECORD

YEAR	CLUB	W-L	ERA	G	GS	CG	SHO	SV	IP	H	R	ER	BB	SO
1992	San Diego - AL	0-0	0.00	1	0	0	0	0	1.0	0	0	0	0	1
1996	Philadelphia - AL	0-1	13.50	1	1	0	0	0	2.0	4	3	3	0	1
1999	Boston - AL	Selected - Did not play												
Totals		0-1	9.00	2	1	0	0	0	3.0	4	3	3	0	2

## NAGY'S COACHING HISTORY

2006-07	Pitching Coach	Salt Lake Bees
2010	Pitching Coach	Columbus Clippers
2011-present	Pitching Coach	Arizona Diamondbacks



# GLENN SHERLOCK

Bullpen/Catching Coach

53

**OPENING DAY AGE:** 50  
**SIGNED THROUGH:** 2011  
**FORMER POSITION:** Catcher

**BORN:** Sept. 26, 1960  
 Nahant, Mass.

**RESIDENCE:** Scottsdale, Ariz.

- ◆ Enters his 30th year in professional baseball in 2010 and is the only person to be a member of the D-backs' coaching staff for the club's 14 year of existence since beginning play in 1998.
- ◆ Has been the D-backs bullpen coach since 2005 after serving as a first and third base coach in 2004 and bench coach in 2003...also was the bullpen coach from 1998-2002.
- ◆ Started the 2004 season as the first base coach but took over the chores on the third base line after Al Pedrique was named interim manager.
- ◆ Compiled a .250 batting average as a catcher in 297 minor league games for affiliates in the Astros and Yankees organization's from 1983-89.
- ◆ Began his coaching career as a player/coach for the Yankees' Double-A Albany-Colonie affiliate in 1989...posted a combined record of 89-91 (.494) as manager for three seasons (1990-91, '93) for the Yankees' Rookie Gulf Coast League affiliate in Tampa...also was a minor league catching coordinator in the Yankees organization before joining the D-backs and serving in the same capacity from 1996-97.

## PERSONAL

- ◆ Glenn Patrick Sherlock.
- ◆ He and his wife, Lisa, have a son, Tim, and daughter, Cara.
- ◆ Tim was drafted by the D-backs as their 40th-round selection in the 2009 First-Year Player Draft out of Duke University...he was originally drafted by the Phillies as their 32nd-round selection in June 2005 but chose to attend Duke.
- ◆ Graduated in 1979 from St. John's Prep in Danvers, Mass., earning all-state baseball honors and also playing football.
- ◆ Earned a B.A. degree in environmental studies at Rollins College (Winter Park, Fla.), while playing baseball.
- ◆ Honored with the Rollins College Hall of Fame Achievement Award and earned Sunshine State All-Star status.
- ◆ Also played ball for three summers in the Yarmouth-Dennis Cape Cod League.
- ◆ Operates a catchers camp in the Valley during the offseason.

## SHERLOCK'S CAREER PLAYING RECORD

YEAR	CLUB	AVG	G	AB	R	H	2B	3B	HR	RBI	BB	SO	SB
1983	Auburn	.328	35	125	15	41	5	1	1	18	9	17	2
1984	Asheville	.244	31	82	9	20	4	1	2	13	7	11	2
	Auburn	.266	57	177	13	40	4	0	0	16	8	29	6
1985	Osceola	.198	40	81	8	16	2	1	0	8	8	16	2
	Asheville	.274	22	62	5	17	3	0	1	8	4	8	0
1986	Osceola	.246	59	175	12	43	3	0	1	22	9	18	0
	Columbus	.308	4	13	4	4	0	1	1	5	3	2	0
1987	Columbus	.214	6	14	1	3	0	0	0	0	1	3	0
	Albany	.251	4	12	0	3	1	0	0	2	1	2	0
1988	Columbus	.253	32	95	9	24	4	0	1	6	7	18	0
	Albany	.125	6	16	0	2	0	0	0	1	1	5	0
1989	Albany	.000	1	0	0	0	0	0	0	0	0	0	0
Minor League Totals		.250	297	852	76	213	26	4	7	99	58	129	12

## SHERLOCK'S COACHING HISTORY

1989	Player/coach	Albany-Colonie Yankees
	Manager	New York Yankees Instructional League
1990	Manager	Tampa Yankees
	Manager	New York Yankees Instructional League
1991	Manager	Ft. Lauderdale Yankees
	Minor League Catching Coordinator	New York Yankees
1992	Catching Instructor	New York Yankees
1993	Manager	Tampa Yankees
	Minor League Catching Coordinator	New York Yankees
	Manager	Canberra Bushrangers (Australia)
1994-95	Catching Instructor	New York Yankees
1996-1997	Catching Coordinator	Arizona Diamondbacks
1998-2002	Bullpen/Catching Coach	Arizona Diamondbacks
2003	Bench Coach	Arizona Diamondbacks
2004	First & Third Base Coach	Arizona Diamondbacks
2005-present	Bullpen/Catching Coach	Arizona Diamondbacks





# ALAN TRAMMELL

Bench Coach

3

**OPENING DAY AGE:** 53  
**SIGNED THROUGH:** 2011  
**FORMER POSITION:** Shortstop

**BORN:** Feb. 21, 1958  
 Garden Grove, Calif.

**RESIDENCE:** Del Mar, Calif.

**ALL-STAR (6):** 1980 (AL), 1984 (AL), 1985 (AL), 1987 (AL), 1988 (AL), 1990 (AL)  
**WORLD SERIES MVP (1):** 1984 • **GOLD GLOVE (4):** 1980 (AL), 1981 (AL), 1983 (AL), 1984 (AL)  
**SILVER SLUGGER (3):** 1987 (AL), 1988 (AL), 1990 (AL)

- ◆ Enters his 12th season in a managerial or coaching capacity in 2011.
- ◆ Served as the bench coach for the Cubs under manager Lou Piniella from 2007-10...the Cubs won back-to-back division titles in 2007 and 2008 for the first time in franchise history and posted a National League-best .563 winning percentage (182-141) during that time span.
- ◆ Compiled a 186-300 record as manager of the Tigers from 2003-05...was named the 35th manager in Tigers' history on Oct. 9, 2002...also was the ninth manager in club history to have previously played for the Tigers...Kirk Gibson was his bench coach in all three seasons as manager.
- ◆ Received one third-place vote in the 2003 AL Manager of the Year balloting after his Tigers club finished with a 43-119 record...the team's 29-win improvement in 2004 was the second-largest in franchise history behind the 1961 Tigers' 30-win increase.
- ◆ Served as first base coach for the San Diego Padres from 2000-02 after a season as the Tigers' hitting coach in 1999.
- ◆ Upon retiring, worked two seasons (1997-98) in the Tigers front office as assistant to baseball operations and focused on player instruction and scouting.
- ◆ Spent his entire 20-year playing career with the Tigers, hitting .285 with 185 home runs and 1,003 RBI while earning six All-Star game selections and three Silver Slugger Awards...also earned four Gold Glove Awards and posted a .977 career fielding percentage at shortstop...joined Hall of Famers Ty Cobb and Al Kaline as the only players to play 20 or more seasons with the Tigers.
- ◆ Finished his career in the Top 10 in many of Detroit's offensive categories, including games played (2,293, fifth) hits (2,365, seventh), doubles (412, sixth), RBI (10th) and stolen bases (236, fifth)...he and teammate Lou Whitaker hold the American League record after combining to play 1,918 games together at shortstop and second base.
- ◆ Finished second in the AL Most Valuable Player Award voting in 1987 after posting career bests with a .343 batting average, 205 hits, 28 home runs and 105 RBI as the Tigers won the AL East Division Title.
- ◆ Was named Most Valuable Player during the 1984 World Series after batting .450 (9-for-20) with 2 home runs and 6 RBI as the Tigers defeated the Padres in 5 games.
- ◆ Made his debut in 1977 at the age of 19 after being selected in the second round of the 1976 First-Year Player Draft.
- ◆ Was a teammate with Gibson on the Tigers for 12 seasons from 1979-87 and 1993-95.

## PERSONAL

- ◆ Alan Stuart Trammell
- ◆ He and his wife, Barbara, have two sons, Lance and Kyle, and a daughter, Jade.
- ◆ Inducted into the Michigan Sports Hall of Fame in 2000 and the San Diego Hall of Champions' Breitbard Hall of Fame in 1998.



## D-BACKS SECOND-FASTEST TO REACH 1,000 WINS

The D-Backs recorded their 1,000th win in franchise history with a 2-1 victory at Tampa on June 27, 2010, after 12 seasons and 76 games. Arizona became the second-fastest expansion-era franchise to reach 1,000 victories since 1961. The Kansas City Royals were the fastest to accomplish the feat in only 11 seasons and 124 games. The Los Angeles Angels were third-fastest at 12 seasons and 161 games.

## TRAMMELL'S CAREER PLAYING RECORD

YEAR	CLUB	AVG	G	AB	R	H	2B	3B	HR	RBI	BB	SO	SB
1976	Bristol	.271	41	140	27	38	2	2	0	7	26	20	8
	Montgomery	.179	21	56	4	10	0	0	0	2	7	12	3
1977	Montgomery	.291	134	454	78	132	9	19	3	50	56	92	4
	DETROIT	.186	19	43	6	8	0	0	0	0	4	12	0
1978	DETROIT	.268	139	448	49	120	14	6	2	34	45	56	3
1979	DETROIT	.276	142	460	68	127	11	4	6	50	43	55	17
1980	DETROIT	.300	146	560	107	168	21	5	9	65	69	63	12
1981	DETROIT	.258	105	392	52	101	15	3	2	31	49	31	10
1982	DETROIT	.258	157	489	66	126	34	3	9	57	52	47	19
1983	DETROIT	.319	142	505	83	161	31	2	14	66	57	64	30
1984	DETROIT	.314	139	555	85	174	34	5	14	69	60	63	19
1985	DETROIT	.258	149	605	79	156	21	7	13	57	50	71	14
1986	DETROIT	.277	151	574	107	159	33	7	21	75	59	57	25
1987	DETROIT	.343	151	597	109	205	34	3	28	105	60	47	21
1988	DETROIT	.311	128	466	73	145	24	1	15	69	46	46	7
1989	DETROIT	.243	121	449	54	109	20	3	5	43	45	45	10
1990	DETROIT	.304	146	559	71	170	37	1	14	89	68	55	12
1991	DETROIT	.248	101	375	57	93	20	0	9	55	37	39	11
1992	DETROIT	.275	29	102	11	28	7	1	1	11	15	4	2
1993	DETROIT	.329	112	401	72	132	25	3	12	60	38	38	12
1994	DETROIT	.267	76	292	38	78	17	1	8	28	16	35	3
1995	DETROIT	.269	74	223	28	60	12	0	2	23	27	19	3
1996	DETROIT	.233	66	193	16	45	2	0	1	16	10	27	6
Minor League Totals		.277	196	650	109	180	11	21	3	59	89	124	15
Major League Totals		.285	2293	8288	1231	2365	412	55	185	1003	850	874	236

### LEAGUE CHAMPIONSHIP SERIES RECORD

YEAR	CLUB	AVG	G	AB	R	H	2B	3B	HR	RBI	BB	SO	SB
1984	DET vs. KC	.364	3	11	2	4	0	1	1	3	3	1	0
1987	DET vs. MIN	.200	5	20	3	4	1	0	0	2	1	2	0
Totals		.258	8	31	5	8	1	1	1	5	4	3	0

### WORLD SERIES RECORD

YEAR	CLUB	AVG	G	AB	R	H	2B	3B	HR	RBI	BB	SO	SB
1984	DET vs. SD	.450	5	20	5	9	1	0	2	6	2	2	1
Totals		.450	5	20	5	9	1	0	2	6	2	2	1

### ALL-STAR GAME RECORD


YEAR	CLUB	AVG	G	AB	R	H	2B	3B	HR	RBI	BB	SO	SB
1980	Los Angeles-NL - AL	.000	1	0	0	0	0	0	0	0	0	0	0
1984	San Francisco - AL			Selected - Did not play due to injury									
1985	Minnesota - AL	.000	1	0	0	0	0	0	0	0	0	0	0
1987	Oakland - AL	.000	1	1	0	0	0	0	0	0	0	0	0
1988	Cincinnati - AL			Selected - Did not play due to injury									
1990	Chicago-NL - AL	.000	1	1	0	0	0	0	0	0	0	0	0
Totals		.000	4	2	0	0	0	0	0	0	0	0	0

## TRAMMELL'S COACHING HISTORY

1999	Hitting Coach	Detroit Tigers
2000-02	First Base Coach	San Diego Padres
2003-05	Manager	Detroit Tigers
2007-10	Bench Coach	Chicago Cubs
2011-present	Bench Coach	Arizona Diamondbacks

## TRAMMELL'S MANAGERIAL RECORD

YEAR	CLUB	W	L	PCT.	FINISH
2003	Detroit	43	119	.265	Fifth
2004	Detroit	72	90	.444	Fourth
2005	Detroit	71	91	.438	Fourth
Totals (3 Seasons)		186	300	.383	



# WILSON VALERA

Major League Coach

80

**OPENING DAY AGE:** 53

**SIGNED THROUGH:** 2011

**FORMER POSITION:** Infielder

**BORN:** Jan. 12, 1968

Palenque San

Cristobal, DR

**RESIDENCE:** Palenque San

Cristobal, DR

- ◆ Enters his first season as a Major League coach...will support the staff and players in all facets, including effectively communicating with Latin players, serving as a working coach with infielders, assisting with all pre-game and batting practice duties and charting and tracking information during the game.
- ◆ Served as the D-backs' Dominican Summer League third base and infield coach from 2008-10.
- ◆ Was the Minnesota Twins' Dominican Summer League hitting and infield coach in 1996.
- ◆ Was the San Francisco Giants bullpen catcher from 1989-93...served in the same capacity with the Cincinnati Reds from 1994-95.
- ◆ Played in the minor league systems for the Cleveland Indians from 1982-85, New York Mets from 1986-87 and Chicago White Sox in 1988.
- ◆ Signed with the Cleveland Indians as an undrafted free agent in 1981...signed by Luis Isaac.

## PERSONAL

- ◆ Alcadio (Wilson) Valera (Uribe).
- ◆ He and his wife, Yeisy, have a son, Mike Adone...Valera has four daughters, Dilia Yomaira, Whitley Sofia, Andreina and Emily Maria, and a son, Williams Manuel.

## VALERA'S CAREER PLAYING RECORD

YEAR	CLUB	AVG	G	AB	R	H	2B	3B	HR	RBI	BB	SO	SB
1982	Batavia	.131	28	61	9	8	2	0	0	2	9	27	0
1983	Batavia	.214	50	140	18	30	2	2	1	4	12	42	3
	Waterloo	.083	12	12	3	1	0	0	0	0	2	6	1
1984	Buffalo	.200	4	5	1	1	0	0	0	0	0	2	0
	Batavia	.257	12	35	2	9	1	0	0	1	5	11	0
	Waterloo	.200	5	15	0	3	0	0	0	0	0	8	1
1985	Waterbury	.200	83	180	20	36	4	4	0	16	15	60	1
1986	Lynchburg/Kinston	.248	74	230	41	57	14	3	1	20	27	72	7
1987	Jackson	.154	5	13	1	2	0	0	0	0	1	3	0
	Lynchburg	.252	78	202	27	51	10	1	1	20	14	45	0
1988	South Bend	.237	69	198	30	47	7	0	2	21	37	50	5
	Minor League Totals	.225	420	1091	152	245	40	10	5	84	122	326	18

## VALERA'S COACHING HISTORY

1996	Hitting and infield coach	Minnesota Twins Dominican Summer League
2008-10	Third base and infield coach	Arizona Diamondbacks Dominican Summer League
2011-present	Major League Coach	Arizona Diamondbacks



# MATT WILLIAMS

Third Base Coach

9

**OPENING DAY AGE:** 45  
**SIGNED THROUGH:** 2011  
**FORMER POSITION:** Infielder

**BORN:** Nov. 28, 1965  
 Bishop, Calif.

**RESIDENCE:** Scottsdale, Calif.

**ALL-STAR (5):** 1990 (NL), 1994 (NL), 1995 (NL), 1996 (NL), 1999 (NL)

**GOLD GLOVE (4):** 1991 (NL), 1993 (NL), 1994 (NL), 1997 (NL)

**SILVER SLUGGER (4):** 1990 (NL), 1993 (NL), 1994 (NL), 1997 (AL)

- ◆ Enters his second season on the D-backs' Major League coaching staff after serving as the first base coach in 2010.
- ◆ His only other coaching experience came as the interim manager of the Double-A Mobile BayBears for the final two months of the 2007 season after manager Brett Butler suffered a stroke.
- ◆ Was a member of the D-backs broadcast team from 2005-09, serving as a color analyst on select broadcasts on FOX Sports Arizona and Sports 620 KTAR.
- ◆ Also is a minority owner of the D-backs and held the title as Special Assistant to the President and CEO from 2005-09.
- ◆ Became one of baseball's premier third basemen during a 17-year Major League career with Giants, Indians and D-backs from 1987-2003...compiled a .268 average with 997 runs, 1,878 hits, 338 doubles, 35 triples, 378 home runs and 1,218 RBI in 1,866 games
- ◆ Appeared in five All-Star Games and won four Rawlings Gold Glove Awards and four Louisville Slugger Silver Slugger Awards as a third baseman.
- ◆ Played in three World Series with three different teams (Giants, 1989; Indians, 1997; D-backs, 2001), becoming the only player to hit at least one World Series home run for three different teams.
- ◆ Finished in the Top 10 in league MVP voting on three occasions, including finishing second to Houston's Jeff Bagwell in 1994 after slugging 43 homers and 96 RBI during the strike-shortened season.
- ◆ Spent one season with the Indians in 1997 prior to becoming an original D-back after he was acquired in a post-Expansion Draft trade on Dec. 1, 1997.
- ◆ Played an integral leadership role on D-backs teams from 1998-2003, including the 1999 season when he finished third in league MVP voting after batting .303 with 35 home runs and a team-record 142 RBI, which has since been tied by Luis Gonzalez in 2001.
- ◆ Ranks among D-backs career batting leaders (min. 300 games) in RBI (381, third), home runs (99, fourth), total bases (1,067, fourth), hits (629, sixth), doubles (127, sixth), slugging pct. (.471, tied for sixth), at-bats (2,265, eighth), runs (317, ninth) and games (595, ninth).
- ◆ Was drafted by the Giants as the third overall selection in the 1986 First-Year Player Draft.

## PERSONAL

- ◆ Matthew Derrick (Matt) Williams.
- ◆ He and his wife, Erika, reside in Paradise Valley with their four children: three daughters, Alysha, Rachael and Madison, and a son, Jacob...he and Erika, who previously was a weekend anchor and reporter for KTVK-TV, were co-hosts of the weekend pre-game shows prior to D-backs telecasts on 3TV in 2007.



## D-BACKS LEGENDS RACE



Presented by  


The D-backs Legend Race, presented by Henkel, debuted at the end of the fifth inning on July 2, 2010, and quickly became a fan favorite between-inning promotion. Similar to the Presidents Race at Nationals Park in Washington, D.C. and the Sausage Race at Miller Park in Milwaukee, the D-backs Legends Race features former players Randy Johnson, Luis Gonzalez, Mark Grace and Matt Williams as 10-foot tall mascots in a race that starts near the right field pole and ends at the on-deck circle near the D-backs dugout at Chase Field.



## WILLIAMS' CAREER PLAYING RECORD

YEAR	CLUB	AVG	G	AB	R	H	2B	3B	HR	RBI	BB	SO	SB
1986	Everett	.235	4	17	3	4	0	1	1	10	1	4	0
	Clinton	.240	68	250	32	60	14	3	7	29	23	62	3
1987	Phoenix	.289	56	211	36	61	15	2	6	37	19	53	6
	SAN FRANCISCO	.188	84	245	28	46	9	2	8	21	16	68	4
1988	Phoenix	.271	82	306	45	83	19	1	12	51	13	56	6
	SAN FRANCISCO	.205	52	156	17	32	6	1	8	19	8	41	0
1989	SAN FRANCISCO	.202	84	292	31	59	18	1	18	50	14	72	1
	Phoenix	.320	76	284	61	91	20	2	26	61	32	51	9
1990	SAN FRANCISCO	.277	159	617	87	171	27	2	33	*122	33	138	7
1991	SAN FRANCISCO	.268	157	589	72	158	24	5	34	98	33	128	5
1992	SAN FRANCISCO	.227	146	529	58	120	13	5	20	66	39	109	7
1993	SAN FRANCISCO	.294	145	579	105	170	33	4	38	110	27	80	1
1994	SAN FRANCISCO	.267	112	445	74	119	16	3	*43	96	33	87	1
1995	SAN FRANCISCO	.336	76	283	53	95	17	1	23	65	30	58	2
	+San Jose	.182	4	11	2	2	0	0	1	2	0	3	0
1996	SAN FRANCISCO	.302	105	404	69	122	16	1	22	85	39	91	1
1997	CLEVELAND	.263	151	596	86	157	32	3	32	105	34	108	12
1998	ARIZONA	.267	135	510	72	136	26	1	20	71	43	102	5
	+Tucson	.200	2	5	0	1	0	0	0	0	0	0	0
1999	ARIZONA	.303	154	627	98	190	37	2	35	142	41	93	2
2000	ARIZONA	.275	96	371	43	102	18	2	12	47	20	51	1
	+El Paso	.462	5	13	3	6	2	0	0	1	2	1	0
	+High Desert	.375	2	8	1	3	0	0	1	1	0	1	0
2001	ARIZONA	.275	106	408	58	112	30	0	16	65	22	70	1
	+Tucson	.353	5	17	4	6	2	0	2	5	2	2	1
2002	+Lancaster	.333	4	12	2	4	1	0	1	5	2	1	0
	+Tucson	.200	5	15	1	3	0	0	1	3	0	0	0
	ARIZONA	.260	60	215	29	56	7	2	12	40	21	41	3
2003	ARIZONA	.246	44	134	17	33	9	0	4	16	16	26	0
Minor League Totals		.282	313	1149	190	324	73	9	58	205	94	234	25
American League Totals		.263	151	596	86	157	32	3	32	105	34	108	12
National League Totals		.269	1715	6404	911	1721	306	32	346	1113	435	1255	41
Major League Totals		.268	1866	7000	997	1878	338	35	378	1218	469	1363	53

\*Led league. +Minor League injury rehab.

### DIVISION SERIES RECORD

YEAR	CLUB	AVG.	G	AB	R	H	2B	3B	HR	RBI	BB	SO	SB
1997	CLE vs. NYY	.235	5	17	4	4	1	0	1	3	3	3	0
1999	ARI vs. NYM	.375	4	16	3	6	1	0	0	0	0	1	0
2001	ARI vs. STL	.063	5	16	0	1	1	0	0	0	4	4	0
2002	ARI vs. STL	.083	3	12	0	1	0	0	0	0	0	3	0
Totals		.197	17	61	7	12	3	0	1	3	7	11	0

### LEAGUE CHAMPIONSHIP SERIES RECORD

YEAR	CLUB	AVG.	G	AB	R	H	2B	3B	HR	RBI	BB	SO	SB
1987	SF vs. STL					Did not play							
1989	SF vs. CHC	.300	5	20	2	6	1	0	2	9	0	2	0
1997	CLE vs. BAL	.217	6	23	1	5	1	0	0	2	3	7	1
2001	ARI vs. ATL	.278	5	18	1	5	1	0	0	2	2	3	0
Totals		.262	16	61	4	16	3	0	2	13	5	12	1

### WORLD SERIES RECORD

YEAR	CLUB	AVG.	G	AB	R	H	2B	3B	HR	RBI	BB	SO	SB
1989	SF vs. OAK	.125	4	16	1	2	0	0	1	1	0	6	0
1997	CLE vs. FLA	.385	7	26	8	10	1	0	1	3	7	6	0
2001	ARI vs. NYY	.269	7	26	3	7	2	0	1	7	0	6	0
Totals		.279	18	68	12	19	3	0	3	11	7	18	0

### ALL-STAR GAME RECORD

YEAR	CLUB	AVG.	G	AB	R	H	2B	3B	HR	RBI	BB	SO	SB
1990	Chicago-NL - NL	.000	1	1	0	0	0	0	0	0	0	1	0
1994	Pittsburgh - NL	.000	1	3	0	0	0	0	0	0	0	2	0
1995	Texas - NL					Selected - Did not play due to injury							
1996	Philadelphia - NL					Selected - Did not play due to injury							
1999	Boston - NL	.333	1	3	0	1	0	0	0	0	0	1	0
Totals		.143	3	7	0	1	0	0	0	0	0	4	0

## WILLIAMS' COACHING HISTORY

2007	Interim Manager	Mobile Baybears
2010	First Base Coach	Arizona Diamondbacks
2011-present	Third Base Coach	Arizona Diamondbacks



# ERIC YOUNG

First Base Coach

7

**OPENING DAY AGE:** 43

**SIGNED THROUGH:** 2011

**FORMER POSITION:** Infielder, Outfielder

**BORN:** May 18, 1967  
New Brunswick, N.J.

**RESIDENCE:** Cypress, Texas

ALL-STAR (1): 1996 (NL) • SILVER SLUGGER (1): 1996 (NL)

- ◆ Enters his first season as a Major League coach after serving as a minor league outfield and baserunning instructor for the Astros in 2010.
- ◆ Worked as an in-studio analyst for ESPN's "Baseball Tonight" from 2007-09.
- ◆ Posted a .283 average with 327 doubles, 46 triples, 79 home runs, 543 RBI and 465 stolen bases in 1,730 career games during a 15-year playing career with the Dodgers (1992, 1997-99), Rockies (1993-97), Cubs (2000-01), Brewers (2002-03), Giants (2003), Rangers (2004, 2006) and Padres (2005-06).
- ◆ From 1992-2006, his 465 stolen bases ranked second among all Major League players behind Kenny Lofton (597)...reached the 50-steal mark three times and the 40-steal mark six times during his career.
- ◆ Was a NL All-Star and Silver Slugger Award winner in 1996 with the Rockies after leading the league with 53 stolen bases and batting .324 with 8 home runs and 74 RBI.
- ◆ Was the Rockies' lead-off hitter in 1995 when the club advanced to the playoffs as the NL wild card and lost to the Braves in the Division Series...was a veteran bench player a decade later when he advanced to the playoffs again after the Padres won the NL West and lost to the Cardinals in the Division Series.

## PERSONAL

- ◆ Eric Orlando Young.
- ◆ He and his wife, Beyonka, have a son, Eric, Jr.
- ◆ Eric, Jr. currently plays for the Colorado Rockies, who drafted him as their 30th-round selection in the 2003 First-Year Player Draft.
- ◆ Graduated from New Brunswick (N.J.) High School in 1985, where he played baseball, football and basketball.
- ◆ Was a two-sport athlete at Rutgers University, where he earned his degree in business management...played baseball for three seasons (1987-89) and was named team MVP during his senior campaign...played football for four seasons (1985-88).
- ◆ Inducted into the Rutgers Hall of Fame in 1999.
- ◆ A baseball field at Denver's Oakland Elementary School was named in his honor during his playing career with the Rockies.

## YOUNG'S CAREER PLAYING RECORD

YEAR	CLUB	AVG	G	AB	R	H	2B	3B	HR	RBI	BB	SO	SB
1989	Gulf Coast Dodgers	.330	56	197	53	65	11	5	2	22	33	16	41
1990	Vero Beach	.287	127	460	101	132	23	7	2	50	69	35	76
1991	San Antonio	.280	127	461	82	129	17	4	3	35	67	36	70
	Albuquerque	.400	1	5	0	2	0	0	0	0	0	0	0
1992	Albuquerque	.337	94	350	61	118	16	5	3	49	33	18	28
	LOS ANGELES-NL	.258	49	132	9	34	1	0	1	11	8	9	6
1993	COLORADO	.269	144	490	82	132	16	8	3	42	63	41	42
1994	COLORADO	.272	90	228	37	62	13	1	7	30	38	17	18
1995	COLORADO	.317	120	366	68	116	21	9	6	36	49	29	35
1996	New Haven	.067	3	15	0	1	0	0	0	0	0	3	0
	Salem	.300	3	10	2	3	3	0	0	0	3	1	2
	Colorado Springs	.261	7	23	4	6	1	1	0	3	5	1	0
	COLORADO	.324	141	568	113	184	23	4	8	74	47	31	53
1997	COLORADO	.282	118	468	78	132	29	6	6	45	57	37	32
	LOS ANGELES-NL	.273	37	154	28	42	4	2	2	16	14	17	13
1998	LOS ANGELES-NL	.285	117	452	78	129	24	1	8	43	45	32	42
1999	LOS ANGELES-NL	.281	119	456	73	128	24	2	2	41	63	26	51
	San Bernardino	.250	3	12	0	3	0	0	0	0	0	2	0
2000	CHICAGO-NL	.297	153	607	98	180	40	2	6	47	63	39	54
2001	CHICAGO-NL	.279	149	603	98	168	43	4	6	42	42	45	31
2002	MILWAUKEE	.280	138	496	57	139	29	3	3	28	39	38	31
2003	MILWAUKEE	.260	109	404	71	105	18	1	15	31	48	34	25
	SAN FRANCISCO	.197	26	71	9	14	2	0	0	3	9	10	3
2004	TEXAS	.288	104	344	55	99	25	2	1	27	43	28	14
2005	SAN DIEGO	.275	56	142	22	39	9	0	2	12	18	12	7
	Portland	.000	5	16	3	0	0	0	0	0	6	2	0
2006	SAN DIEGO	.203	56	128	19	26	5	0	3	13	13	16	8
	Oklahoma	.222	9	27	3	6	2	3	0	1	4	4	0
	TEXAS	.200	4	10	1	2	1	1	0	2	1	1	0
Minor League Totals		.295	435	1576	309	465	73	25	10	160	220	118	217
American League Totals		.285	108	354	56	101	26	3	1	29	44	29	14
National League Totals		.281	1469	5158	842	1450	261	41	72	467	553	394	397
Major League Totals		.283	1730	6119	996	1731	327	46	79	543	660	462	465

### DIVISION SERIES RECORD

YEAR	CLUB	AVG.	G	AB	R	H	2B	3B	HR	RBI	BB	SO	SB
1995	COL vs. ATL	.438	4	16	3	7	1	0	1	2	2	2	1
2005	SD vs. STL	.333	3	6	2	2	0	0	1	3	0	0	0
Totals		.409	7	22	5	9	1	0	2	5	2	2	1

### ALL-STAR GAME RECORD

YEAR	CLUB	AVG.	G	AB	R	H	2B	3B	HR	RBI	BB	SO	SB
1996	Philadelphia - NL	.000	1	1	0	0	0	0	0	0	0	0	0
Totals		.000	1	1	0	0	0	0	0	0	0	0	0

## YOUNG'S COACHING HISTORY

2010	Minor League Outfield/Baserunning Coordinator	Houston Astros
2011-present	First Base Coach	Arizona Diamondbacks

## IN THE CLUBHOUSE



### **KEN CRENSHAW**

Head Athletic Trainer

Ken Crenshaw begins his sixth season with the Arizona Diamondbacks after a 10-year stint with the Tampa Bay Devil Rays, the last three of which were as the Major League head athletic trainer. The 2005 Rays medical staff was voted Major League Training Staff of the Year by the Professional Athletic Trainers Association (PBATS). The previous year in 2004, Crenshaw's staff earned the distinction of Medical Staff of the Year by Baseball Prospectus.

Prior to his promotion as the head athletic trainer for the Rays, Crenshaw spent five seasons as the assistant Major League trainer. Before the Devil Rays fielded a big league club in 1998, Crenshaw worked for two years as the organization's minor league medical/strength and conditioning coordinator.

Crenshaw's professional baseball training experience also featured a four-year stint as the strength and conditioning coordinator with the Atlanta Braves and three seasons as an athletic trainer in the Pittsburgh Pirates' chain.

Crenshaw's arrival in Arizona is somewhat of a homecoming for the native of Carrizozo, N.M., graduating from nearby New Mexico State University with a degree in sports medicine. He is a certified member of the National Athletic Trainers Association (NATA) and the National Strength and Conditioning Association (NSCA).

He and his wife, Robyn, have three sons, Wacy, Wyatt and Dustin.



### **PETER (PJ) MAINVILLE, JR.**


Assistant Athletic Trainer

Peter (PJ) Mainville, Jr. enters his first season as the Major League assistant athletic trainer for the Arizona Diamondbacks following four seasons as the organization's minor league medical coordinator. Mainville joined the D-backs during the 2007 season after spending the previous nine seasons as a member of the Baltimore Orioles minor league athletic training staff. He served as head athletic trainer for the Triple-A Ottawa Lynx (2004-2006), Double-A Bowie Baysox (2001-2003), Single-A Advance Frederick Keys (2000), Single-A Delmarva Shorebirds (1999) and Rookie Bluefield Orioles (1998). He was an undergraduate intern for the Orioles in

1996-97 while attending East Carolina University.

Mainville, 35, is a 1997 graduate of East Carolina University and received a Masters of Science Degree from California University of Pennsylvania in Performance Enhancement in 2005. He is a certified member of the National Athletic Trainers Association (NATA) and the Professional Baseball Athletic Trainers Society (PBATS).

Mainville and his wife, Michele, have a daughter, Kylie, and sons, Caden and Carter, and make their home in Chandler, Ariz. He is a native of Warrenton, Va.



### **NATE SHAW**

Strength & Conditioning Coordinator

The 2010 season will be Nate Shaw's sixth as the D-backs' Major League strength and conditioning coordinator. He joined the D-backs before the 2006 season after a three-year stint in the Tampa Bay Devil Rays organization. Shaw is responsible for implementing data based research to further develop programs and procedures in accordance with injury prevention and performance enhancement.

Shaw started his work in professional sports by spending two years (2001-2002) with the Toronto Blue Jays during their Spring Training session in Dunedin, Fla. He also co-founded the GHFC Sports Performance Program, implementing all key facets of the operation including marketing, sales and program design.

Shaw, 36, graduated from the University of Florida in 2001 with a Bachelors Degree in Exercise and Sport Sciences. Shaw and his wife, Veronica, reside in Chandler with their sons, Dakota and Jonathan.





## NEIL RAMPE

### Manual & Performance Therapist

Neil Rampe enters his fourth season with the D-backs as Manual & Performance Therapist after a five-year stay at the University of Arizona, where he served as the Associate Director of Performance Enhancement. He came to Arizona in July 2003 from the Boulder (Colo.) Center for Sports Medicine, where he served as an athletic trainer.

Rampe was the assistant strength and conditioning coach at the University of Minnesota from 2001-02 after his first job at San Diego State University in 2000, where he was a graduate teaching associate in exercise and nutritional sciences.

A native of Kalida, Ohio, Rampe earned two bachelor's degrees in athletic training and physical education with a strength and conditioning emphasis from the University of Findlay (Ohio) in May 2000. He was a four-year letterwinner for the Findlay men's soccer program and a two-time NAIA All-American.

He earned his master's degree in applied kinesiology from the University of Minnesota in May 2002 and attended massage therapy school at the Providence Institute.

Rampe carries certifications from the National Strength & Conditioning Coaches Association (NSCA), the National Athletic Trainers' Association (NATA), the National Academy of Sports Medicine (NASM) and the American Massage Therapy Association (AMTA).

Rampe is single and lives in Phoenix.



## DR. MICHAEL LEE

### Head Team Physician

Dr. Michael Lee enters his 11th full season as the head team physician in 2011 after assisting the organization with its orthopedic needs for five years. In his current role, Dr. Lee oversees a support team of orthopedic specialists, primary care physicians and other advisors to provide whole-spectrum medical care to the entire D-backs organization. He and his team are busy caring for the organization year-round.

Dr. Lee is board-certified in orthopedic surgery and sports medicine, as well as an active member of the Major League Baseball Team Physicians Association. Previously, he assisted other Major League clubs with their orthopedic needs as well as serving as head team physician and orthopedic consultant to the Arizona Cardinals from 2004-2008. His private practice specializes in sports injuries and caring for professional and amateur athletes of all types, from Olympic swimmers to pro golfers.

Dr. Lee grew up in Phoenix and graduated from the University of California at San Diego. He attended the University of Arizona to complete Master's coursework in Exercise Physiology and graduated from the College of Medicine with honors in 1988. He returned to Phoenix in 1994 with his wife, Martha, and their three children, Conor, Allison and Brendan. Dr. Lee continues to volunteer his time and expertise to his alma mater, Brophy College Prep, as well as volunteering as a surgeon to medically underserved populations, most recently in El Salvador with Medical Hands for Healing in 2008.



## DR. ROGER MCCOY

### Team Physician

Roger L. McCoy, M.D., has been part of the D-backs' family since the organization's start-up, working with the minor leaguers prior to the opening of the 1998 Major League season. He is a board certified family physician with special fellowship training in sports medicine. After graduating from Miami University in Oxford, Ohio, he received his Master's degree in anatomy as well as his medical degree from Wright State University in Dayton, Ohio. While completing his family practice residency in Toledo, he served as a team physician for the University of Toledo and a couple of local high schools for three years.

Dr. McCoy was honored as the Sports Medicine Fellow at Michigan State University where he served as team physician and a faculty member teaching and developing course work at the medical school. He was most recently honored by being voted one of Phoenix's "Top Docs" of 2006 and 2010 by *PHOENIX* Magazine.

Aside from his responsibilities with the D-backs, he is also a team physician for Arizona State University, a published author in sports medicine literature and a member of the American Medical Society for Sports Medicine. Dr. McCoy also serves as faculty for Arizona State University/St. Joseph's sports medicine fellowship program and for resident physicians and physician assistants on their clinical rotations. He has extensive experience with functional rehab and training programs along with the evaluation and treatment of concussions in sports. He is a certified IMPACT neuropsychological provider for the evaluation of concussions. Dr. McCoy continues to serve as the voluntary team physician for Mountain Pointe and Desert Vista High Schools.



## **ROGER RILEY**

**Senior Director, Team Travel & Home Clubhouse Manager**

Roger Riley enters his 14th season with the D-backs and 22nd season in Major League Baseball in 2011. Riley began his D-backs career as the Director, Team Travel in the winter of 1997, then added the duties of Clubhouse Manager prior to the World Series season of 2001. As if being a member of a World Championship team wasn't enough, he capped that year by earning the 2001 Traveling Secretary of the Year award, as voted by his peers in Major League Baseball. Aside from his regular duties on the road, he assists baseball operations when the needs arise regarding player transactions and computer work.

Riley doesn't have much of an "offseason" as evidenced by his departure for the MLB clubhouse manager meetings just 72 hours after the D-backs won the World Series title in 2001. He spends the majority of the winter signing hotel and charter aircraft contracts for the upcoming year. As the season commences he arranges for ground transportation in each city and makes sure the hotel is prepared for the team's arrival with room keys in hand, regardless of the hour. Riley also handles player ticket requests both at home and on the road.

His role with the D-backs includes working on the schedule to ensure that game times both at home and on the road are within the guidelines of Major League Baseball. Riley also works on the exhibition schedule with other Cactus League clubs. He was integral in the construction of the new Spring Training facility, Salt River Fields at Talking Stick. Riley coordinates the travel plans for all players and staff members for the six-week Spring Training season, which has been simplified with the Scottsdale-based facility following 13 seasons at Tucson Electric Park in Tucson, Ariz.

Baseball was far from uncharted territory for Riley, who played college ball at the University of Kansas. It was there he began working as a statistician, and spent 19 years with a variety of network television assignments, including the Bowl Championship Series title game in the Sugar Bowl in 2000. Upon joining the Padres in 1990, Riley was the Assistant Director of Media Relations, then for two seasons worked as both the Director of Media Relations and the Travel Director. He departed from the media chair after the 1996 season and combined his travel responsibilities with Baseball Administration, working with General Manager Kevin Towers for two seasons before heading to the Valley of the Sun.

He has three daughters, Taylor, Shannon and Ashley, and three grandsons, and makes his home in Chandler.



## **BOB DOTY**

**Visiting Clubhouse & Equipment Manager**

Bob Doty enters his 14th season with the D-backs and 34th in Major League Baseball in 2011. Doty made a tough decision to leave his native San Diego but made the move to Arizona in the winter prior to the 1998 season, assuming the same role he held in the Padres' organization for a dozen seasons. During his 20-year stint in his hometown with the Padres, he worked with General Manager Kevin Towers.

Adept in all phases of the equipment operation, Doty is also in charge of ordering and stocking equipment for the major league and minor league clubs. The role of the visiting clubhouse attendant is an all-encompassing position including unpacking each team when their equipment arrives at Chase Field, regardless of the time of day, while also cleaning all of the uniforms and making sure the clubhouse is properly catered for the visiting players.

Doty's knowledge was fundamental in the construction of Salt River Fields at Talking Stick after 13 spring seasons at Tucson Electric Park in Tucson, Ariz.

A graduate of University High School in San Diego, Doty has two daughters, Lauren and Sarah, and resides in Phoenix.

## HOME CLUBHOUSE ASSISTANTS



**CHAD CHIFFIN**  
10th season



**JIM GARRETT**  
14th season



**SHAWN MOORE**  
14th season



**LUPE URIBE**  
14th season

## VISITING CLUBHOUSE ASSISTANTS



**SCOTT BAARSON**  
4th season



**BRAD GREMS**  
12th season



**CHARLIE HRVATIN**  
14th season

# GRANT TRENBEATH

## Head Groundskeeper



Grant Trenbeath has mastered growing and maintaining natural grass in a retractable-roof environment as he enters his 14th season as the only head groundskeeper at Chase Field, the first Major League Baseball stadium built with that combination. Trenbeath has been a pioneer in handling grass in a retractable roof venue and has served as a consultant to other retractable roof venues in MLB, sharing his expertise on how to balance maintaining an aesthetically pleasing and safe playing surface with the need for fan comfort.

Trenbeath's continued dedication to his craft has not gone unnoticed. He and Colorado Rockies' head groundskeeper Mark Razum advised and designed all playing field elements for Salt River Fields at Talking Stick. The Chase Field surface was ranked among players as the second best in the National League in a 2003 poll commissioned by *Sports Illustrated*. In 2006, he was also acknowledged for his efforts when he was selected by the Tostitos Fiesta Bowl Committee to serve as the Director of Grounds for the 36th annual Tostitos Fiesta Bowl and the first ever Tostitos BCS National Championship Game at the University of Phoenix Stadium in Glendale.

Trenbeath has worked in turf management for 20 years, spending three seasons with the Oakland Athletics' minor league affiliate in Medford, Ore., then joining the A's as head groundskeeper for their minor league complex and spring training for three seasons before joining the D-backs seven months prior to their inaugural season.

Trenbeath brings a player's perspective to turf management, having played baseball while attending Willamette University in Salem, Ore.

Trenbeath, and his wife, Trina, and daughters, Annika and Téa, make their home in Chandler, Ariz.


## GROUNDS CREW



**KARL GANT**  
14th season



**DOUG PIERSKI**  
11th season



**CHRIS ARNOLD**  
5th season



**BRANDON ISBELL**  
5th season

# D-backs<sup>TM</sup> Everywhere

## News, Stats, Scores

Get all the info you need to stay on top of the D-backs in 2011.

## Tickets

Find season ticket packages, single games, promos, giveaways and more.

## Shop

Buy your favorite D-backs gear and collectibles at the Official online Shop.



## Watch Online

Catch D-backs games online LIVE or on demand with a subscription to MLB.TV<sup>®</sup> or MLB.TV Premium (blackout restrictions apply).

## Mobile

Follow all the action with real-time scores, LIVE audio, in-game highlights and more on your smart phone with MLB.com At Bat<sup>TM</sup> 2011, available for various mobile devices and on your PC.

# dbacks.com<sup>TM</sup>







**PLAYERS**

# 2011 ARIZONA DIAMONDBACKS

**EXECUTIVE VICE PRESIDENT & GENERAL MANAGER:** Kevin Towers

**MANAGER:** 23 - Kirk Gibson

**COACHES:** 25 - Don Baylor (Hitting), 50 - Charles Nagy (Pitching), 53 - Glenn Sherlock (Bullpen),  
3 - Alan Trammell (Bench), 9 - Matt Williams (Third Base), 7 - Eric Young (First Base)  
80 - Wilson Valera (Coach)

## 40-MAN ROSTER

NO.	PITCHERS (22)	B/T	HT.	WT.	BORN	BIRTHPLACE	2010 CLUB
55	Collmenter, Josh	R/R	6-2	235	2/7/86	Homer, Mich.	Visalia Reno Mobile
38	Demel, Sam	R/R	6-0	205	10/23/85	Channelview, Texas	Sacramento ARIZONA
19	Duke, Zach	L/L	6-1	205	4/19/83	Clifton, Texas	PITTSBURGH Altoona
54	Enright, Barry	R/R	6-3	220	3/30/86	Stockton, Calif.	Mobile ARIZONA
59	Galarraga, Armando	R/R	6-4	233	1/15/82	Cumana, VZ	Toledo DETROIT
58	Gutierrez, Juan	R/R	6-3	261	7/14/83	Puerto La Cruz, VZ	ARIZONA
44	Heilman, Aaron	R/R	6-5	229	11/12/78	Logansport, Ind.	ARIZONA
30	Hernandez, David	R/R	6-2	250	5/13/85	Sacramento, Calif.	BALTIMORE Bowie
41	Hudson, Daniel	R/R	6-3	232	3/9/87	Lynchburg, Va.	Charlotte CHICAGO-AL ARIZONA
48	Jaime, Juan	R/R	6-1	232	8/2/87	San Cristobal, DR	Injured - Did Not Play
31	Kennedy, Ian	R/R	6-0	190	12/19/84	Huntington Beach, Calif.	ARIZONA
43	Kroenke, Zach	R/L	6-2	204	4/21/84	Omaha, Neb.	Reno ARIZONA
45	Mickolio, Kam	R/R	6-9	255	5/10/84	Wolf Point, Mont.	Norfolk BALTIMORE Aberdeen (SS)
57	Mulvey, Kevin	R/R	6-1	203	5/26/85	Parlin, N.J.	Reno ARIZONA
39	Norberto, Jordan	L/L	5-10	194	12/8/86	Nagua, DR	ARIZONA Reno
56	Ortega, Yonata	R/R	6-1	232	11/11/86	Bajos De Haina, DR	South Bend Visalia
47	Paterson, Joe	R/L	6-0	191	5/19/86	Oakland, Calif.	Fresno San Jose
40	Putz, J.J.	R/R	6-5	250	2/22/77	Trenton, Mich.	CHICAGO - AL
49	Rosa, Carlos	R/R	6-0	212	9/21/84	San Francisco de Macoris, DR	Omaha Reno ARIZONA
34	Saunders, Joe	L/L	6-3	210	6/16/81	Springfield, Va.	LOS ANGELES - AL ARIZONA
62	Septimo, Leyson	L/L	6-1	196	7/7/85	Santo Domingo, DR	Mobile Reno
32	Vasquez, Esmerling	R/R	6-1	198	11/7/83	Tenares, DR	ARIZONA Reno
NO.	CATCHERS (4)	B/T	HT.	WT.	BORN	BIRTHPLACE	2010 CLUB
12	Blanco, Henry	R/R	5-11	226	8/29/71	Caracas, VZ	NEW YORK - NL
28	Hester, John	R/R	6-4	228	9/14/83	Atlanta, Ga.	Reno ARIZONA
26	Montero, Miguel	L/R	5-11	213	7/9/83	Caracas, VZ	ARIZONA Reno
33	Schmidt, Konrad	R/R	5-10	227	8/2/84	Santa Rosa, Calif.	Mobile ARIZONA

+ Includes rehabilitation assignment

# 40-MAN AND NON-ROSTER

**HEAD ATHLETIC TRAINER:** Ken Crenshaw    **ASSISTANT ATHLETIC TRAINER:** PJ Mainville  
**STRENGTH AND CONDITIONING COORDINATOR:** Nate Shaw  
**HEAD TEAM PHYSICIAN:** Dr. Michael Lee    **TEAM PHYSICIAN:** Dr. Roger McCoy  
**SENIOR DIRECTOR, TEAM TRAVEL & HOME CLUBHOUSE MANAGER:** Roger Riley

W-L	ERA	G	GS	CG	SV	IP	H	R	ER	BB	SO	M.L. SERV.
2-0	2.40	3	3	0	0	15.0	11	4	4	3	21	--
4-3	5.77	10	10	0	0	57.2	64	40	37	26	39	
8-3	1.82	12	12	2	0	79.1	61	18	16	22	73	
2-0	1.26	22	0	0	6	28.2	22	6	4	9	28	0.110
2-1	5.35	37	0	0	2	37.0	42	27	22	12	33	
8-15	5.72	29	29	0	0	159.0	212	115	101	51	96	5.094
0-0	2.57	2	2	0	0	7.0	5	2	2	1	1	
4-1	2.88	14	14	1	0	93.2	81	34	30	15	83	0.096
6-7	3.91	17	17	0	0	99.0	97	43	43	29	49	
4-2	3.65	8	7	0	0	44.1	40	18	18	14	40	2.148
4-9	4.49	25	24	2	0	144.1	143	75	72	51	74	
0-6	5.08	58	0	0	15	56.2	55	33	32	23	47	2.035
5-8	4.50	70	0	0	6	72.0	73	37	36	26	55	6.123
8-8	4.31	41	8	0	2	79.1	72	40	38	42	72	1.105
0-0	0.00	2	0	0	0	2.0	1	0	0	0	3	
11-4	3.47	17	17	1	0	93.1	81	41	36	31	108	0.117
1-1	6.32	3	3	0	0	15.2	17	11	11	11	14	
7-1	1.69	11	11	0	0	79.2	51	15	15	16	70	
Injured - Did Not Play												--
9-10	3.80	32	32	0	0	194.0	163	87	82	70	168	1.124
7-3	3.51	40	9	0	2	97.1	94	41	38	39	69	0.031
1-0	6.75	3	1	0	0	6.2	9	5	5	4	2	
4-3	6.37	30	0	0	0	35.1	44	25	25	17	48	0.122
0-0	7.36	3	0	0	0	3.2	5	3	3	3	4	
1-0	1.80	4	0	0	0	5.0	1	1	1	1	7	
7-8	4.65	27	27	0	0	156.2	161	85	81	60	109	0.045
0-0	6.00	2	0	0	0	3.0	5	2	2	2	1	
0-2	5.85	33	0	0	0	20.0	16	13	13	22	15	0.110
3-0	3.07	21	0	0	4	29.1	25	12	10	19	38	
3-3	4.10	35	0	0	22	41.2	42	26	19	15	41	--
1-1	1.42	13	0	0	11	12.2	7	3	2	3	15	
4-3	3.48	46	0	0	2	54.1	55	28	21	24	49	--
1-0	0.82	7	0	0	1	11.0	9	2	1	2	15	
7-5	2.83	60	0	0	3	54.0	41	18	17	15	65	7.022
2-1	3.65	6	0	0	0	12.1	13	5	5	7	10	0.151
0-0	1.63	25	0	0	13	27.2	20	5	5	14	31	
0-2	4.50	22	0	0	0	20.0	20	10	10	12	9	
6-10	4.62	20	20	2	0	120.2	135	70	62	45	64	4.013
3-7	4.25	13	13	1	0	82.2	97	50	39	19	50	
2-2	4.13	26	0	0	4	28.1	16	17	13	23	37	--
0-1	11.12	16	0	0	0	17.0	15	25	21	30	20	
1-6	5.20	57	0	0	0	53.2	46	32	31	38	55	1.162
0-0	0.00	1	0	0	0	1.0	1	0	0	0	1	
AVG	G	AB	R	H	2B	3B	HR	RBI	BB	SO	SB	M.L. SERV.
.215	50	130	10	28	5	0	2	8	11	26	1-0	12.136
.370	37	138	34	51	12	4	7	29	16	26	2-4	0.166
.211	38	95	9	20	7	0	2	7	11	32	1-0	
.266	85	297	36	79	20	2	9	43	29	71	0-1	4.031
.333	4	15	1	5	0	0	0	2	1	0	0-0	
.315	107	394	48	124	30	3	11	65	32	63	7-3	0.021
.125	4	8	0	1	0	0	0	0	1	0	0-0	

# 2011 ARIZONA DIAMONDBACKS

## 40-MAN ROSTER (cont.)

NO.	INFELDERS (9)	B/T	HT.	WT.	BORN	BIRTHPLACE	2010 CLUB
13	Abreu, Tony	S/R	5-9	209	11/13/84	Puerto Plata, DR	ARIZONA Reno
29	Allen, Brandon	L/R	6-0	232	2/12/86	Conroe, Texas	Reno ARIZONA
18	Bloomquist, Willie	R/R	5-11	185	11/27/77	Bremerton, Wash.	KANSAS CITY CINCINNATI
27	Blum, Geoff	S/R	6-3	221	4/26/73	Redwood City, Calif.	HOUSTON Corpus Christi
6	Drew, Stephen	L/R	6-0	190	3/16/83	Hahira, Ga.	ARIZONA
2	Johnson, Kelly	L/R	6-1	196	2/22/82	Austin, Texas	ARIZONA
46	Miranda, Juan	L/L	6-0	220	4/25/83	Consolacion del Sur, Cuba	Scranton/Wilkes-Barre NEW YORK - AL
4	Mora, Melvin	R/R	5-11	200	2/7/72	Agua Negra, VZ	COLORADO
14	Roberts, Ryan	R/R	5-11	186	9/19/80	Fort Worth, Texas	Reno ARIZONA
NO.	OUTFIELDERS (5)	B/T	HT.	WT.	BORN	BIRTHPLACE	2010 CLUB
5	Gillespie, Cole	R/R	6-1	197	6/20/84	Portland, Ore.	Reno ARIZONA
22	Nady, Xavier	R/R	6-2	215	11/14/78	Carmel, Calif.	CHICAGO - NL
8	Parra, Gerardo	L/R	5-11	200	5/6/87	Santa Barbara del Zuil, VZ	ARIZONA Reno
10	Upton, Justin	R/R	6-2	204	8/25/87	Norfolk, Va.	ARIZONA
24	Young, Chris	R/R	6-2	192	9/5/83	Houston, Texas	ARIZONA

## NON-ROSTER INVITEES

NO.	PITCHERS (6)	B/T	HT.	WT.	BORN	BIRTHPLACE	2010 CLUB
65	Gorgen, Matt	R/R	6-0	210	1/27/87	Palo Alto, Calif.	Montgomery
21	Hampton, Mike	R/L	5-10	195	9/9/72	Brooksville, Fla.	Reno ARIZONA
67	Miley, Wade	L/L	6-0	218	11/13/86	Hammond, La.	Visalia Mobile
15	Owings, Micah	R/R	6-5	220	9/28/82	Gainesville, Ga.	CINCINNATI Louisville
61	Parker, Jarrod	R/R	6-1	195	11/24/88	Fort Wayne, Ind.	Injured - Did Not Play
35	Zavada, Clay	L/L	6-1	187	6/28/84	Streator, Ill.	Reno
NO.	CATCHERS (2)	B/T	HT.	WT.	BORN	BIRTHPLACE	2010 CLUB
68	Perez, Rossmel	S/R	5-9	199	8/26/89	Guarenas, VZ	Visalia
36	Pilittere, P.J.	R/R	6-0	215	11/23/81	San Dimas, Calif.	Scranton/Wilkes-Barre
NO.	INFELDERS (5)	B/T	HT.	WT.	BORN	BIRTHPLACE	2010 CLUB
75	Branyan, Russell	L/R	6-4	227	12/19/75	Warner Robins, Ga.	CLEVELAND SEATTLE +Columbus +Akron
63	Goldschmidt, Paul	R/R	6-3	244	9/10/87	Wilmington, Del.	Visalia
64	Owings, Chris	R/R	5-9	176	8/12/91	Charleston, S.C.	South Bend
1	Ransom, Cody	R/R	6-2	190	2/17/76	Mesa, Ariz.	Lehigh PHILADELPHIA
11	Tracy, Andy	L/R	6-3	220	12/11/73	Bowling Green, Ohio	Lehigh
NO.	OUTFIELDERS (5)	B/T	HT.	WT.	BORN	BIRTHPLACE	2010 CLUB
70	Cowgill, Collin	R/L	5-9	184	5/22/86	Lexington, Ky.	Mobile
66	Krauss, Marc	L/R	6-2	237	10/10/87	Napoleon, Ohio	Visalia
16	Pena, Wily Mo	R/R	6-3	230	1/23/82	Laguna Salada, DR	Portland
60	Pollock, A.J.	R/R	6-1	206	12/5/87	Hebron, Conn.	Injured - Did Not Play
17	Winfree, David	R/R	6-3	230	8/5/85	Virginia Beach, Va.	Scranton/Wilkes-Barre Tacoma

+ Includes rehabilitation assignment



# 40-MAN AND NON-ROSTER

AVG	G	AB	R	H	2B	3B	HR	RBI	BB	SO	SB	M.L. SERV.
.233	81	193	16	45	11	1	1	13	4	47	2-1	2.111
.351	24	94	17	33	7	1	2	21	4	21	2-0	
.261	107	371	72	97	18	3	25	86	83	95	14-4	0.077
.267	22	45	5	12	3	0	1	6	10	20	0-0	
.265	72	170	31	45	10	1	3	17	8	25	8-5	8.029
.294	11	17	0	5	0	0	0	0	1	3	0-0	
.267	93	202	22	54	10	1	2	22	15	33	0-0	11.056
.222	3	9	0	2	2	0	0	1	1	0	0-0	
.278	151	565	83	157	33	12	15	61	62	108	10-5	4.079
.284	154	585	93	166	36	5	26	71	79	148	13-7	5.127
.285	80	295	52	84	15	1	15	43	33	71	1-0	0.090
.219	33	64	7	14	2	1	3	10	7	12	0-0	
.285	113	316	39	90	12	5	7	45	31	53	2-1	11.088
.265	94	347	62	92	25	2	11	55	56	73	16-6	1.150
.197	36	66	8	13	4	0	2	9	3	17	0-0	

AVG	G	AB	R	H	2B	3B	HR	RBI	BB	SO	SB	M.L. SERV.
.288	69	264	54	76	14	6	8	49	44	49	8-5	0.098
.231	45	104	11	24	8	0	2	12	7	29	1-1	
.256	119	317	33	81	13	0	6	33	17	85	0-0	7.059
.261	133	364	31	95	19	6	3	30	23	76	1-0	1.145
.417	9	36	8	15	4	0	1	7	2	5	3-1	
.273	133	495	73	135	27	3	17	69	64	152	18-8	3.060
.257	156	584	94	150	33	0	27	91	74	145	28-7	4.045

W-L	ERA	G	GS	CG	SV	IP	H	R	ER	BB	SO	M.L. SERV.
3-2	1.65	42	0	0	22	49.0	34	11	9	21	47	--
1-0	2.70	4	0	0	0	3.1	3	1	1	2	1	16.104
0-0	0.00	10	0	0	0	4.1	3	0	0	1	3	
4-5	3.25	14	14	0	0	80.1	81	36	29	37	50	--
5-2	1.98	13	13	1	0	72.2	60	26	16	28	63	
3-2	5.40	22	0	0	0	33.1	28	20	20	25	35	3.076
0-0	2.21	8	5	0	0	20.1	20	5	5	10	13	

Injured - Did Not Play

W-L	ERA	G	GS	CG	SV	IP	H	R	ER	BB	SO	M.L. SERV.
0-1	30.00	5	0	0	0	3.0	6	10	10	10	2	0.139

AVG	G	AB	R	H	2B	3B	HR	RBI	BB	SO	SB	M.L. SERV.
.259	98	343	42	89	12	0	5	43	33	47	1-4	--
.357	22	56	6	20	4	0	1	5	5	13	0-1	--

AVG	G	AB	R	H	2B	3B	HR	RBI	BB	SO	SB	M.L. SERV.
.263	52	171	24	45	9	0	10	24	16	49	0-0	9.147
.215	57	205	23	44	10	0	15	33	30	82	1-0	
.286	4	14	1	4	2	0	0	1	1	2	0-0	
.250	2	8	1	2	0	0	0	0	0	2	0-0	
.314	138	525	102	165	42	3	35	108	57	161	5-1	--
.298	62	255	39	76	19	2	5	28	9	50	1-3	--
.261	110	394	58	103	25	1	18	63	40	108	5-2	2.147
.190	22	42	6	8	0	0	2	5	3	11	1-0	
.275	125	425	64	117	23	3	21	80	68	114	2-1	1.098

AVG	G	AB	R	H	2B	3B	HR	RBI	BB	SO	SB	M.L. SERV.
.285	131	502	89	143	34	4	16	83	57	73	25-9	--
.302	138	530	107	160	27	4	25	87	57	141	1-3	--
.324	40	142	28	46	6	0	9	34	15	45	0-1	6.101

Injured - Did Not Play

W-L	ERA	G	GS	CG	SV	IP	H	R	ER	BB	SO	M.L. SERV.
.264	52	201	24	53	16	0	5	33	9	32	0-0	--
.315	57	219	40	69	16	1	10	42	11	46	4-1	

Roster as of 2/19/10

## HOW THE 2011 D-BACKS WERE BUILT

### FIRST-YEAR PLAYER DRAFT (13)

Player	Year	Round	School
Stephen Drew	2004	1st	Florida State University
*Justin Upton	2005	1st	Great Bridge High School
<i>Daniel Stange</i>	2006	7th	<i>University of California-Riverside</i>
John Hester	2006	13th	Stanford University
Josh Collmenter	2007	15th	Central Michigan
Barry Enright	2007	2nd	Pepperdine University
Jarrod Parker	2007	1st	Norwell High School
<i>Collin Cowgill</i>	2008	5th	<i>University of Kentucky</i>
#Wade Miley	2008	1st/2nd	<i>Southeastern Louisiana</i>
<i>Paul Goldschmidt</i>	2009	8th	<i>Texas State</i>
<i>Marc Krauss</i>	2009	2nd	<i>Ohio University</i>
#Chris Owings	2009	1st/2nd	<i>Gilbert High School</i>
A.J. Pollock	2009	1st	Notre Dame

\* indicates first overall selection, # supplemental pick between first and second rounds

### ACQUIRED BY TRADE (17)

Player	Date	Former Club	Player	Date	Former Club
Chris Young	Dec. 20, 2005	Chicago White Sox	Daniel Hudson	July 30, 2010	Chicago White Sox
Juan Gutierrez	Dec. 14, 2007	Houston Astros	* <i>Matt Gergen</i>	<i>Sept. 9, 2010</i>	<i>Tampa Bay Rays</i>
Brandon Allen	July 7, 2009	Chicago White Sox	Juan Miranda	Nov. 18, 2010	New York Yankees
Cole Gillespie	July 19, 2009	Milwaukee Brewers	Zach Duke	Nov. 24, 2010	Pittsburgh Pirates
+Tony Abreu	Oct. 9, 2009	Los Angeles Dodgers	David Hernandez	Dec. 6, 2010	Baltimore Orioles
Ian Kennedy	Dec. 9, 2009	New York Yankees	Kam Mickolio	Dec. 6, 2010	Baltimore Orioles
Carlos Rosa	May 1, 2010	Kansas City Royals	Armando Galarraga	Jan. 24, 2011	Detroit Tigers
Sam Demel	June 15, 2010	Oakland A's			
<i>Rafael Rodriguez</i>	<i>July 25, 2010</i>	<i>Los Angeles Angels</i>	+ Completed Aug. 31 trade (Jon Garland to Dodgers)		
Joe Saunders	July 25, 2010	Los Angeles Angels	* Completed July 31 trade (Chad Qualls to Rays).		

### SIGNED AS A FREE AGENT (8)

Player	Date	Former Club
Kelly Johnson	Dec. 30, 2009	Atlanta Braves
Geoff Blum	Nov. 15, 2010	Houston Astros
Melvin Mora	Dec. 6, 2010	Colorado Rockies
J.J. Putz	Dec. 7, 2010	Chicago White Sox
Henry Blanco	Dec. 17, 2010	New York Mets
Xavier Nady	Dec. 17, 2010	Chicago Cubs
Willie Bloomquist	Jan. 18, 2011	Kansas City Royals
Aaron Heilman	Jan. 18, 2011	Arizona Diamondbacks

### RULE 5 DRAFT (2)

Player	Date	Former Club
Zach Kroenke	Dec. 10, 2009	New York Yankees
Joe Paterson	Dec. 9, 2010	San Francisco Giants

### ACQUIRED VIA WAIVERS (3)

Player	Date	Former Club
Kevin Mulvey	Sept. 1, 2009	Minnesota Twins
<i>Brian Sweeney</i>	<i>Nov. 3, 2010</i>	<i>Seattle Mariners</i>
Juan Jaime	Nov. 19, 2010	Washington Nationals

### SIGNED AS A FREE AGENT TO A MINOR LEAGUE CONTRACT (18)

Player	Date	Player	Date
Miguel Montero	April 23, 2001	Ryan Roberts	Nov. 6, 2008
Leyson Septimo	Feb. 19, 2003	<i>Cody Ransom</i>	<i>Nov. 19, 2010</i>
Esmerling Vasquez	March 2, 2003	<i>P.J. Pilittere</i>	<i>Nov. 22, 2010</i>
Yonata Ortega	July 5, 2004	<i>David Winfree</i>	<i>Dec. 2, 2010</i>
Jordan Norberto	July 14, 2004	<i>Wily Mo Pena</i>	<i>Dec. 9, 2010</i>
Gerardo Parra	Aug 30, 2004	<i>Mike Hampton</i>	<i>Dec. 10, 2010</i>
<i>Rossmel Perez</i>	<i>Jan. 15, 2006</i>	<i>Andy Tracy</i>	<i>Dec. 10, 2010</i>
Konrad Schmidt	March 28, 2007	<i>Micah Owings</i>	<i>Jan. 24, 2011</i>
<i>Clay Zavada</i>	<i>June 19, 2008</i>	<i>Russell Branyan</i>	<i>Feb. 17, 2011</i>

*Italics indicates player is a 2011 Non-Roster Invitee.*



# TONY ABREU

Infielder

13

**HEIGHT, WEIGHT:** 5-9, 200  
**BATS/THROWS:** Switch/Right  
**OPENING DAY AGE:** 26  
**ML SERVICE:** 2 years, 111 days  
**SIGNED THROUGH:** 2011

**BORN:** Nov. 13, 1984  
 Puerto Plata, DR  
**RESIDENCE:** Puerto Plata, DR

## CAREER HIGHLIGHTS

Abreu enters his second season in the D-backs organization following a 2010 campaign that saw him spend a majority of the season with the big league club after breaking camp for the first time in his career...appeared in a career-high 81 games, most of which were in a pinch-hit role... missed the 2008 campaign and part of the 2009 season recovering from hip surgery performed on May 28, 2008...made his Major League debut in May 2007.

### 2010

- ♦ Was used primarily as a pinch-hitter in his first stint with the D-backs before making 14 starts in his last 20 games during the final month of the season...overall, started 38 games, including 11 at second base, 13 at shortstop and 14 at third base.
- ♦ Hit .233 (45-for-193) with 16 runs scored, 11 doubles, a triple, home run and 13 RBI in a career-high 81 games... hit .306 (11-for-36) with a double and RBI in 37 appearances as a pinch-hitter...collected a hit in each of his last 5 pinch-hit appearances.
- ♦ Hit a combined .313 (21-for-67) with 10 runs scored, 6 doubles and 5 RBI during 30 games in April and May.
- ♦ Collected a career-high 4 hits on May 6 @ Astros.
- ♦ Placed on the disabled list on May 25 with a left wrist sprain suffered on May 23 on a tag play at second base...completed a 3-game rehab assignment at Triple-A Reno from June 11-13, batting .417 (5-for-12) with 4 runs scored, 2 doubles, a RBI and a walk...reinstated from the disabled list on June 15.
- ♦ Optioned to Reno on Aug. 4...in 24 games with the Aces, hit .351 (33-for-94) with 17 runs scored, 7 doubles, a triple, 2 homers and 21 RBI before being recalled when the rosters expanded on Sept. 1.
- ♦ Had a season-high 4-game hitting streak from Sept. 3-11 (.364, 4-for-11) and Sept. 18-24 (.400, 4-for-10)...hit safely in 11 of 18 games in September.
- ♦ Snapped a 186 at-bat homerless drought with a 2-run shot on Sept. 26 vs. Dodgers.

### 2009

- ♦ Appeared in 6 games over a pair of brief stints in the Majors but spent the majority of the season at Triple-A Albuquerque and Double-A Chattanooga, where he batted a combined .336 with 11 homers and 48 RBI in 77 games.
- ♦ Began the season recovering from hip surgery performed in 2008 but was cleared to return to action on May 5 at Double-A Chattanooga.
- ♦ At Triple-A Albuquerque, earned the Dodger Pride Award for July, presented monthly to the players at each minor league level who play the game with a hustling, smart, aggressive style, after hitting .360 (40-for-111) with 6 homers and 31 RBI in 27 games.
- ♦ Recalled to the Majors from Aug. 7-9 and Aug. 19-27, appearing in 6 games.
- ♦ Following the season, played for Aguilas Cibaenas in the Dominican Winter League...in 25 games, hit .276 (27-for-98) with 5 doubles, 1 triple and 6 RBI.

### 2008

- ♦ Missed the entire season after having hip surgery performed on May 28 by Dr. Marc Philippon at the Steadman-Hawkins clinic in Vail, Colo.
- ♦ Appeared in 8 games during Spring Training before being sidelined due to discomfort following a sports hernia surgery.
- ♦ Placed on the 15-day disabled list on March 31, retroactive to March 26, with a right groin injury...transferred to the 60-day disabled list on May 13.

### 2007

- ♦ In his first season in the Majors, hit .271 (45-for-166) with 14 doubles, 1 triple, 2 home runs and 17 RBI in 59 games... hit .320 (33-for-103) on the road, .301 (22-for-73) with runners on base and .328 (20-for-61) in the seventh inning or later.
- ♦ Did not commit an error in 25 games at second base...also played 28 games at third base and 7 games at shortstop.
- ♦ Entered the season ranked by *Baseball America* as the fifth-best prospect in the Dodgers organization.
- ♦ Won the Jim and Dearie Mulvey Award given to the top Dodgers rookie in Spring Training after hitting .340 (18-for-53) with 3 homers and 13 RBI in 23 games.
- ♦ Opened the season at Triple-A Las Vegas.
- ♦ Had his contract purchased by the Dodgers on May 21...at the time of his promotion, he was batting .347 with 11 doubles, 5 triples, 2 homers and 13 RBI while leading the 51s with 173 at-bats, 35 runs scored, 6 hits, 87 total bases and 5 triples and tying for the team lead with 5 stolen bases.
- ♦ Made his Major League debut on May 22 vs. Brewers.

- ◆ Collected his first big league hit on May 25 with a double off of the Cubs' Carlos Marmol.
- ◆ Hit his first career home run as a pinch-hitter in the 10th inning off of Doug Slaten on June 26 @ D-backs in the Dodgers' 6-5 win, becoming the 11th player in franchise history (fourth since moving to Los Angeles) to hit his first Major League home run in extra innings.
- ◆ At midseason, ranked by Minor League News as the top prospect in the Dodgers' organization and the 31st-best prospect in baseball.
- ◆ Optioned to Triple-A Las Vegas on July 18...at the time he was sent down, his 12 doubles were tied for seventh among NL rookies.
- ◆ Rated by *Baseball America* as the best defensive second baseman in the Pacific Coast League.

## 2006

- ◆ Entered the season ranked by *Baseball America* as the ninth-best prospect in the Dodgers organization.
- ◆ Led Double-A Jacksonville with a .287 batting average and 131 hits while ranking tied for first with 3 triples; second with 118 games, 66 runs scored, 179 total bases and 55 RBI; third with 24 doubles...started 110 games at second base and 2 games at shortstop.
- ◆ In the Southern League, ranked tied for sixth with 131 hits and eighth with a .287 batting average.
- ◆ Named to the midseason SL All-Star team.
- ◆ In the Dominican Winter League, hit .289 (39-for-135) with 3 homers, 7 doubles, 11 RBI and 17 runs scored in 35 games for Aguilas Cibaenas while playing alongside Miguel Tejada.

## 2005

- ◆ Named second baseman on the Florida State League All-Star team at the end of the season.
- ◆ Led the FSL with a .327 batting average for Single-A Vero Beach.
- ◆ Selected to the midseason FSL All-Star team.
- ◆ Named FSL Player of the Week for July 18-24.
- ◆ Named Dodgers' Minor League Player of the Month for June after batting .438 (39-for-89) with 5 doubles, 2 triples, a home run and 11 RBI in 21 games.
- ◆ Promoted to Double-A Jacksonville on July 30.
- ◆ Member of the Arizona Fall League Champion Phoenix Desert Dogs, batting .305 with 1 homer and 7 RBI.

## 2004

- ◆ Spent majority of the season at Single-A Columbus before earning a late-season promotion to Single-A Vero Beach.
- ◆ Led Single-A Columbus with 8 triples.
- ◆ Batted .365 (23-for-63) during a 16-game hitting streak from July 23-Aug. 13.
- ◆ Promoted to Single-A Vero Beach for the final two weeks of the season and hit safely in 10 of 11 games at a .419 clip (18-for-43) with a .435 on-base percentage.

## 2003

- ◆ In his first season of professional baseball, led the Rookie-level Gulf Coast League Dodgers with a .294 batting average, 48 hits, 20 RBI and 30 runs...ranked fifth in the league with 5 triples.
- ◆ Promoted to Single-A Vero Beach in late August and appeared in 3 games.
- ◆ Ranked by *Baseball America* as the 11th-best prospect in the Gulf Coast League.

## PERSONAL

- ◆ Etanislao Toni (Tony) Abreu.
- ◆ He and his wife, Vanessa, have a daughter, Julie.
- ◆ Began his youth baseball career as a catcher.
- ◆ His mother, Rosa Elvira Jimenez, won a gold medal while playing for a regional all-star team (Isabel Esteron) in a national softball competition in the Dominican Republic.
- ◆ Signed by scout Pablo Peguero.

## CAREER TRANSACTIONS

Oct. 17, 2002	Signed by the Los Angeles Dodgers as a non-drafted free agent.
Aug. 17-24, 2005	Disabled list (right ankle sprain).
Aug. 21-Sept. 1, 2006	Disabled list (right hamstring strain).
March 31, 2008	Disabled list (right groin), retro to March 26.
May 13, 2008	Transferred from the 15-day to 60-day disabled list, through remainder of the season.
May 28, 2008	Hip surgery performed by Dr. Marc Philippon at the Steadman-Hawkins clinic in Vail, Colo.
April 9-May 4, 2009	Disabled list (right ankle sprain).
June 5-22, 2009	Disabled list (left wrist tendinitis).
May 25-June 15	Disabled list (left wrist sprain).



## ABREU'S CAREER RECORD

YEAR	CLUB	AVG	G	AB	R	H	2B	3B	HR	RBI	SH	SF	HP	BB	SO	SB-CS	E
2003	GCL Dodgers	.294	45	163	30	48	7	5	0	20	0	0	5	11	24	9-3	11
	Vero Beach	.000	3	10	0	0	0	0	0	0	0	0	0	1	2	0-0	0
2004	Columbus	.301	104	359	50	108	21	8	8	54	6	3	7	8	59	16-12	21
	Vero Beach	.419	11	43	8	18	3	1	0	3	1	1	1	1	8	4-1	3
2005	Vero Beach	.327	96	394	54	129	23	7	4	43	3	4	5	15	56	14-10	9
	Jacksonville	.250	24	96	10	24	3	2	0	9	0	1	1	4	21	0-2	4
2006	Jacksonville	.287	118	457	66	131	24	3	6	55	5	6	9	33	69	8-4	17
2007	Las Vegas	.355	54	234	48	83	22	5	2	18	0	1	4	14	34	5-0	6
	LOS ANGELES-NL	.271	59	166	19	45	14	1	2	17	0	2	3	7	21	0-0	5
2008						Injured - Did not play											
2009	Chattanooga	.292	23	89	11	26	4	1	0	5	0	0	0	1	12	0-2	3
	LOS ANGELES-NL	.250	6	8	0	2	0	0	0	1	0	0	0	3	2	0-1	0
	Albuquerque	.353	54	218	36	77	18	3	11	48	2	3	1	12	37	3-1	6
2010	ARIZONA	.233	81	193	16	45	11	1	1	13	0	4	0	4	47	2-1	10
	Reno	.351	24	94	17	33	7	1	2	21	1	1	2	4	21	2-0	2
Minor League Totals		.314	556	2157	330	677	132	36	33	276	17	20	35	104	343	61-35	83
Major League Totals		.251	146	367	35	92	25	2	3	31	0	6	3	14	70	2-2	15

## ABREU'S SINGLE-GAME BESTS

**HITS**  
 4.....5/6/10 @ HOU  
 3.....4/28/10 @ COL  
 3.....6/2/07 @ PIT

**HOME RUNS**  
 1.....9/26/10 vs. LAD  
 1.....6/26/07 @ ARI  
 1.....9/23/07 @ ARI

**RBI**

3.....9/18/07 @ COL  
 2.....9/26/10 vs. LAD  
 2.....6/1/07 @ PIT  
 2.....9/22/07 @ ARI

**RUNS**  
 2.....4/28/10 @ COL  
 2.....5/29/07 @ WAS  
 2.....6/1/07 @ PIT

**HITTING STREAKS**  
 6.....Sept. 18 (#2)-23, 2007  
 5.....June 24-29, 2007  
 4.....Sept. 3-11, 2010  
 4.....Sept. 18-24, 2010  
 4.....May 31-June 3, 2007

## FIELDING

YEAR	POS	G	PO	A	E	FPC
2007	2B	25	19	48	0	1.000
	3B	28	14	57	4	.947
	SS	7	7	18	1	.962
2009	2B	1	4	3	0	1.000
	3B	1	1	3	0	1.000
2010	2B	12	16	18	3	.919
	3B	20	11	33	1	.978
	SS	15	16	33	6	.891
Totals	2B	38	39	69	3	.973
	3B	49	26	93	5	.960
	SS	22	23	51	7	.914

## PINCH-HIT HOME RUNS (1)

GAME	PITCHER
6/26/07 @ ARI.....	Doug Slaten



## BRANDON ALLEN

Infielder

29

**HEIGHT, WEIGHT:** 6-2, 235  
**BATS/THROWS:** Left/Right  
**OPENING DAY AGE:** 25  
**ML SERVICE:** 77 days  
**SIGNED THROUGH:** 2011

**BORN:** Feb. 12, 1986  
 Conroe, Texas  
**RESIDENCE:** Montgomery, Texas

## CAREER HIGHLIGHTS

Allen saw big league action in 2010 as a September call-up for the second consecutive season...made a majority of his appearances in left field after exclusively playing first base in 2009 with the D-backs...was among D-backs' organizational leaders in home runs and RBI...entered the 2010 season ranked by *Baseball America* as the D-backs' fourth-best prospect... in 2008 and 2009 in the White Sox farm system, the highly-touted prospect entered the season rated by *Baseball America* as the organization's best power hitter and as having the best raw power among the team's 2004 draft picks.

## 2010

◆ Spent nearly the entire season with Triple-A Reno before joining the D-backs for his second stint in the big leagues after rosters were expanded on Sept. 1...entered the season ranked by *Baseball America* as the D-backs fourth-best prospect.

- ◆ In 107 games with the Aces, hit .261 (97-for-371) with 72 runs scored, 18 doubles, 3 triples, 25 home runs and 86 RBI...led the Aces in home runs, RBI, walks (83), OPS (.933), on-base percentage (.405) and slugging percentage (.528), while finishing tied for second with 14 stolen bases and third with 196 total bases.
- ◆ Among Pacific Coast League hitters, finished third in walks and fourth in on-base percentage...tied for second in the D-backs' farm system in home runs and finished fourth in RBI.
- ◆ Hit .294 (53-for-180) with 13 doubles, a triple, 12 home runs and 73 RBI with runners on base.
- ◆ Reached base safely in 25 consecutive home games from July 9, 2009-April 9, 2010, over which he hit .363 (33-for-91) with 25 runs scored, 5 doubles, a triple, 8 home runs, 24 RBI and 20 walks.
- ◆ Named the organization's Player of the Month in June after batting .329 (28-for-85) with 6 doubles, 2 triples, 6 homers, 23 RBI and a .649 slugging percentage in 26 games after missing nearly the entire month of May while on the disabled list with a left shoulder strain from April 30-May 29.
- ◆ Connected for a grand slam on June 27 @ Salt Lake and finished the game 3-for-4 with 2 doubles and a season-high 5 RBI...also hit 2 home runs and plated 4 RBI on July 26 vs. Fresno.
- ◆ Hit safely in a season-high 11 straight games from July 30-Aug. 9, and batted .325 (13-for-40) with 3 home runs and 10 RBI.
- ◆ Recalled from Reno on Sept. 1 and hit a game-winning grand slam in the seventh inning to put the D-backs up 5-2 and complete a 3-game sweep of the Padres at Chase Field...became only the third rookie to hit a grand slam in D-backs history, joining Karim Garcia (1998) and Chris Snyder (2005) (Elias)...the 4 RBI matched his career-high set in 2009.
- ◆ Hit .267 (12-for-45) with 5 runs scored, 3 doubles, a home run and 6 RBI in 22 games with the D-backs...hit safely in a season-high 3 straight games from Sept. 29-Oct. 2, and batted .333 (3-for-9) with a run scored and RBI.

## 2009

- ◆ Acquired in a mid-season trade with the White Sox and earned his first trip to the Majors in late August, appearing in 32 games for the D-backs.
- ◆ Over a trio of minor league stops with Double-A Birmingham, Triple-A Charlotte and Triple-A Reno, hit .298 (133-for-447) with 24 doubles, 4 triples, 20 home runs and 75 RBI and an .876 OPS in 115 games...hit .284 (91-for-320) with 15 home runs and 53 RBI against right-handed pitchers and .331 (42-for-127) with 5 home runs and 22 RBI versus left-handed pitchers.
- ◆ Opened the season in the Chicago White Sox system ranked by *Baseball America* as the sixth-best prospect and the Best Power Hitter (second straight year) in the organization.
- ◆ For Birmingham, reached base safely in 18 of 19 games from April 22-May 12 (.297, 22-for-97).
- ◆ Had a season-high 4 hits on April 11 vs. Chattanooga (with Birmingham) and July 30 vs. Tacoma (with Reno).
- ◆ Promoted to Charlotte on June 18 and hit .262 (16-for-61) with 1 home run and 8 RBI in 15 games for the Knights.
- ◆ Acquired by the D-backs on July 7 from the White Sox in exchange for right-handed pitcher Tony Pena.
- ◆ Appeared in 38 games at Reno, reaching base via a hit or walk in 36 games and hitting safely in 31 games.
- ◆ Reached base in his first 25 games for the Aces, tied for the ninth-longest streak in the PCL, batting .344 (33-for-96) with 9 home runs, 22 RBI and 12 walks from July 9-Aug. 6.
- ◆ In his first 11 games for the Aces, hit 7 home runs and drove in 15 runs.
- ◆ His 15-game hitting streak from July 16-31, during which he batted .367 (22-for-60), was the third-longest in July and tied for 15th-longest in the PCL.
- ◆ Recalled from Reno on Aug. 22 and made his Major League debut as the starting first baseman @ Astros, collecting his first hit (in his second plate appearance) with a fourth-inning single off of Brian Moehler.
- ◆ Had a career-high 4 RBI and hit his first career home run, a 3-run blast off of Joe Martinez on Aug. 27 @ Giants.
- ◆ Had a career-high 3 hits on Aug. 28 vs. Astros.
- ◆ His 10th-inning RBI single plated Trent Oeltjen with the go-ahead run in a 4-2 win on Sept. 14 @ Padres.
- ◆ Following the season, played for the Scottsdale Scorpions in the Arizona Fall League...in 30 games, hit .177 (20-for-113) with 6 doubles, 1 triple, 1 home run and 12 RBI.

## 2008

- ◆ Entered the season ranked by *Baseball America* as the best power hitter in the White Sox organization.
- ◆ Hit a combined .278 (131-for-472) with 32 doubles, 6 triples, 29 home runs and 75 RBI in 130 games for Single-A Winston-Salem and Double-A Birmingham.
- ◆ Led all White Sox minor leaguers with 67 extra-base hits, 87 runs scored and 262 total bases, ranked second with 29 home runs and a .555 slugging percentage and was fourth with 75 RBI.
- ◆ Selected to the Carolina League Midseason All-Star Team.
- ◆ Averaged one home run every 16.28 at-bats overall, including one home run every 10.92 at-bats for Birmingham.
- ◆ Posted a 15-game hitting streak from April 29-May 14, tied for the eighth-longest in the Carolina League, during which he batted .400 (24-for-60).
- ◆ Hit for the cycle on May 14 vs. Lynchburg.
- ◆ In his first Double-A game on July 17, hit 2 home runs off of Montgomery's David Price.
- ◆ Hit 2 home runs and had 7 RBI on August 29 @ Mobile.

## 2007

- ◆ Hit a career-high .283 (146-for-516) with 18 home runs and 93 RBI for Single-A Kannapolis...his 93 RBI set a Kannapolis club record and tied teammate Chris Carter for the second-most RBI in the White Sox farm system.
- ◆ Among South Atlantic League leaders, ranked second with 62 extra-base hits, tied for third with 93 RBI and fourth with 39 doubles.

## 2006

- ♦ Among White Sox minor leaguers, ranked sixth with 68 RBI and seventh with 15 home runs.

## 2005

- ♦ Led Rookie-Advanced Great Falls with 11 home runs and ranked second with 42 RBI and 32 walks.

## 2004

- ♦ Made his professional debut with Rookie-Advanced Bristol.
- ♦ Among the White Sox 2004 draft picks, was ranked along with Wes Whisler as having the Best Raw Power, according to *Baseball America*.

## PERSONAL

- ♦ Brandon Durell Allen.
- ♦ Attended Montgomery (Texas) High School, where he was named First-Team All-District as a senior and was a four-time selection to the Houston-area All-Star Team...also played football.
- ♦ Entered the 2004 draft ranked by *Baseball America* as the fifth-best high school prospect in Texas and 85th best prospect overall.

## CAREER TRANSACTIONS

June 10, 2004

Signed by the Chicago White Sox as their fifth-round selection in the 2004 First-Year Player draft.

July 7, 2009

Traded to the Arizona Diamondbacks for RHP Tony Pena.

## ALLEN'S CAREER RECORD

YEAR	CLUB	AVG	G	AB	R	H	2B	3B	HR	RBI	SH	SF	HP	BB	SO	SB-CS	E
2004	Bristol	.205	58	185	17	38	9	1	3	23	0	2	4	16	60	2-3	-
2005	Great Falls	.264	66	231	41	61	11	2	11	42	0	3	7	32	69	7-5	13
2006	Kannapolis	.213	109	395	36	84	17	2	15	68	3	4	3	22	126	6-4	16
2007	Kannapolis	.283	129	516	84	146	39	5	18	93	0	2	4	39	124	7-4	3
2008	Winston-Salem	.279	89	319	57	89	26	4	15	44	0	0	6	41	83	14-3	13
	Birmingham	.275	41	153	30	42	6	2	14	31	0	0	1	19	41	3-1	2
2009	Birmingham	.290	62	241	39	70	12	3	7	35	0	1	2	30	47	1-2	4
	Charlotte	.262	15	61	6	16	4	0	1	8	0	0	0	0	13	0-0	0
	Reno	.324	38	145	33	47	8	1	12	32	0	0	2	20	25	6-0	3
	ARIZONA	.202	32	104	13	21	7	0	4	14	0	0	0	12	40	0-0	2
2010	Reno	.261	107	371	72	97	18	3	25	86	0	5	10	83	95	14-4	8
	ARIZONA	.267	22	45	5	12	3	0	1	6	0	1	0	10	20	0-0	0
Minor League Totals		.264	714	2617	415	690	150	23	121	462	3	17	39	302	683	60-26	62
Major League Totals		.221	54	149	18	33	10	0	5	20	0	1	0	22	60	0-0	2

## ALLEN'S SINGLE-GAME BESTS

### HITS

3.....8/28/09 vs. HOU  
2.....9/1/10 vs. SD

### RBI

4.....9/1/10 vs. SD  
4.....8/27/09 @ SF  
2.....3x (last: 9/22/09 vs. SF)

### HITTING STREAKS

4.....Sept. 14-18, 2009  
3.....Sept. 29-Oct. 2, 2010

### HOME RUNS

1.....5x (last: 9/1/10 vs. SD)

### RUNS

3.....8/28/09 vs. HOU

## FIELDING

YEAR	POS	G	PO	A	E	FPC
2009	1B	32	260	11	2	.993
Totals		32	260	11	2	.993

## GRAND SLAMS (1)

GAME	PITCHER
9/1/10 vs. SD.....	Luke Gregerson



# HENRY BLANCO

Catcher

12

<b>HEIGHT, WEIGHT:</b>	5-11, 226	<b>BORN:</b>	Aug. 29, 1971
<b>BATS/THROWS:</b>	Right/Right		Caracas, Venezuela
<b>OPENING DAY AGE:</b>	39	<b>RESIDENCE:</b>	Guarenas, Miranda, Venezuela
<b>ML SERVICE:</b>	12 years, 136 days		
<b>SIGNED THROUGH:</b>	2011		

## CAREER HIGHLIGHTS

Blanco joins the D-backs organization after spending parts of 13 Major League seasons with the Los Angeles Dodgers, Colorado Rockies, Milwaukee Brewers, Atlanta Braves, Minnesota Twins, Chicago Cubs, San Diego Padres and New York Mets...ranks third among all active catchers after having thrown out 40.9 percent (229 of 560) of would-be base stealers in his career...since 2008, his .997 fielding percentage ranks second among all National League catchers with a minimum of 150 games played.

### 2010

- ◆ Finished the season throwing out 11 of 22 (50.0 percent) runners attempting to steal against him.
- ◆ Hit .370 (10-for-27) in May.
- ◆ Made his Mets debut on April 10 vs. Nationals and plated an RBI in his first at-bat.
- ◆ On April 24 vs. Braves, grabbed his first stolen base since July 28, 2001...had gone 567 games between stolen bases.
- ◆ Hit the first walk-off home run of his career on May 8 vs. Giants when he took Guillermo Mota deep in the 11th inning in the Mets' 5-4 win.
- ◆ Placed on the bereavement list from May 10-15.

### 2009

- ◆ Appeared in 67 games for the Padres, including 60 as catcher and 1 at third base.
- ◆ Made 58 starts, all behind the plate.
- ◆ Threw out 14 of 41 (34.1 percent) would-be base stealers.
- ◆ Placed on the disabled list on July 5 with a strained right hamstring...reinstated on July 28 after missing a total of 20 games.
- ◆ Hit .322 (19-for-59) against left-handed pitchers.
- ◆ Hit .267 with 5 home runs and 18 RBI in 36 games for the Bravos de Margarita in the Venezuelan Winter League.

### 2008

- ◆ Hit a career-best .292 (35-for-120) with the Cubs.
- ◆ Appeared in 58 games and made 28 starts behind the plate.
- ◆ Threw out 9 of 21 (42.9 percent) would-be base stealers.
- ◆ Played in his 700th career game on April 30 vs. Brewers.

### 2007

- ◆ Missed a majority of the season with a cervical herniated disc...appeared in just 22 games.
- ◆ Started 13 games behind the plate and threw out 2 of 8 (25.0 percent) base runners.
- ◆ Had a pinch-hit single to continue a 10th-inning rally on May 6 vs. Nationals...marked his first pinch-hit since Sept. 11, 2002 while with the Braves.
- ◆ Placed on the disabled list on May 31 due to the cervical herniated disc...transferred to the 60-day disabled list on Aug. 14.
- ◆ Reinstated from the disabled list on Aug. 20 and made his first appearance on Aug. 22 @ Giants.

### 2006

- ◆ Strung together a career-high 9-game hitting streak from May 30-June 21, compiling a .500 average (16-for-32) with 4 doubles, 3 home runs and 12 RBI.
- ◆ Matched his career-high with 4 RBI on June 19 @ Indians.
- ◆ Made his first career start and second appearance at first base on Sept. 3 vs. Giants...also appeared at first base as a defensive replacement with the Dodgers on Sept. 28, 1997 @ Rockies.
- ◆ Tied his career-high with 4 hits and 4 RBI on Sept. 26 vs. Brewers.

### 2005

- ◆ Appeared in 54 games during his first season with the Cubs.
- ◆ Threw out 19 of 39 (48.7 percent) would-be base stealers.
- ◆ Matched his career-high for the second time by collecting 4 hits on July 24 @ Cardinals.

### 2004

- ◆ Worked in a career-high 114 games in his lone season with the Twins.
- ◆ Established career-highs with 10 home runs and 36 runs scored.
- ◆ Started a career-high 95 games behind the plate...threw out 25 of 56 (44.6 percent) baserunners.



- ◆ Recorded his second career multi-home run game on April 10 @ Tigers.
- ◆ Posted his first career 4-hit game on April 14 @ Indians, falling a triple short of the cycle.

## 2003

- ◆ Posted a then-career-best .996 fielding percentage after appearing in 55 games in his final season with the Braves.
- ◆ Committed just 1 error in 281 total chances and was part of 4 double plays.

## 2002

- ◆ Acquired by the Braves on March 20 for RHP Jose Cabrera and C Paul Bako.
- ◆ Hit a game-winning home run on May 2 @ Brewers...the 10th inning solo shot came off Mike DeJean in the 3-2 victory.
- ◆ Was on the disabled list from Aug. 12-27 with a strained left oblique.

## 2001

- ◆ Saw action in 104 games with the Brewers, including his first career Opening Day start on April 2 @ Dodgers.
- ◆ Scored a career-high 4 runs on Sept. 27 @ D-backs.

## 2000

- ◆ Established career-highs with 67 hits, 24 doubles and 36 walks.
- ◆ Connected for his first career grand slam on May 12 @ Pirates.

## 1999

- ◆ Appeared in 88 games for the Rockies after his contract was purchased on May 1.
- ◆ Hit a pair of home runs on July 22 @ Dodgers for his first career multi-home run game.

## 1998

- ◆ Spent more than half of the season on the disabled list, as he opened the year recovering from right shoulder surgery.
- ◆ Fractured his right hand during a rehab assignment at Single-A San Bernardino and returned to the disabled list.

## 1997

- ◆ Opened the season with Triple-A Albuquerque.
- ◆ Recalled by the Dodgers on July 15 and made his big league debut that night...singled in his first at-bat as a pinch-hitter and remained in the game at third base.
- ◆ Connected for his first home run on Sept. 28, a solo shot in the fourth inning off the Rockies' John Thomson.

## 1996

- ◆ Worked as a catcher for the first time in his career with Double-A San Antonio.

## 1995

- ◆ Split the season between Double-A San Antonio and Triple-A Albuquerque.
- ◆ Connected for 14 home runs and 61 RBI between the 2 teams.

## 1994

- ◆ Led the Texas League after seeing action in 132 games.
- ◆ Pitched in 1 game, allowing a run over 1.0 inning of work.

## 1993

- ◆ Played in 117 games with San Antonio.

## 1992

- ◆ Spent the entire season with Single-A Bakersfield.
- ◆ Hit .234 (94-for-401) with 42 runs scored, 21 doubles, 2 triples, 5 home runs and 52 RBI in 124 games.

## 1991

- ◆ Split the season between Single-A Vero Beach and Rookie-Level Great Falls.

## 1990

- ◆ Made his professional debut with the Rookie-League Gulf Coast Dodgers.

## PERSONAL

- ◆ Henry Ramon Blanco.
- ◆ Attended Antonio Jose de Sucre High School in Venezuela.
- ◆ Participates in the Garth Brooks Teammates for Kids Foundation...co-founded in 1999 by Garth Brooks, the foundation exists to develop and implement innovative concepts that generate funds for the benefit of children's charities.

## CAREER TRANSACTIONS

Nov. 12, 1989

Signed by the Los Angeles Dodgers as a non-drafted free agent.

June 16-25, 1993 Disabled list (stomach ulcer).  
 June 27-July 8, 1995 Disabled list (pulled groin muscle).  
 April 5-May 10, 1997 Disabled list (sore right shoulder).  
 March 22-July 29, 1998 Disabled list (right shoulder surgery and right hand fracture).  
 Nov. 23, 1998 Signed by the Colorado Rockies as a minor league free agent.  
 Dec. 13, 1999 Traded to the Milwaukee Brewers with RHP Jamey Right for INF Jeff Cirillo and LHP Scott Karl as part of a nine-player, four-team trade.  
 April 15-May 2, 2000 Disabled list (right index finger laceration).  
 March 20, 2002 Traded to the Atlanta Braves for RHP Jose Cabrera and C Paul Bako.  
 Aug. 12-27, 2002 Disabled list (strained left oblique).  
 Dec. 18, 2003 Signed by the Minnesota Twins as a free agent.  
 Dec. 8, 2004 Signed by the Chicago Cubs as a free agent.  
 May 31-Aug. 20, 2007 Disabled list (cervical herniated disc).  
 Jan. 21, 2009 Signed by the San Diego Padres as a free agent.  
 July 5-28, 2009 Disabled list (right hamstring strain).  
 Dec. 3, 2009 Signed by the New York Mets as a free agent.  
 Dec. 17, 2010 Signed by the Arizona Diamondbacks as a free agent.

## BLANCO'S CAREER RECORD

YEAR	CLUB	AVG	G	AB	R	H	2B	3B	HR	RBI	SH	SF	HP	BB	SO	SB-CS	E
1990	GCL Dodgers	.219	60	178	23	39	8	0	1	19	0	4	1	26	41	7-2	11
1991	Vero Beach	.143	5	7	0	1	0	0	0	0	0	0	0	2	0	0-0	0
	Great Falls	.255	62	216	35	55	7	1	5	28	2	3	1	27	39	3-6	8
1992	Bakersfield	.234	124	401	42	94	21	2	5	52	10	9	9	51	91	10-6	14
1993	San Antonio	.195	117	374	33	73	19	1	10	42	2	1	4	29	80	3-3	16
1994	San Antonio	.230	132	405	36	93	23	2	6	38	5	3	2	53	67	6-6	21
1995	San Antonio	.255	88	302	37	77	18	4	12	48	0	0	4	29	52	1-1	11
	Albuquerque	.227	29	97	11	22	4	1	2	13	1	2	0	10	23	0-0	2
1996	San Antonio	.267	92	307	39	82	14	1	5	40	3	5	0	28	38	2-3	13
	Albuquerque	.167	2	6	1	1	0	0	0	0	0	0	0	3	0-0	0	0
1997	Albuquerque	.313	91	294	38	92	20	1	6	47	1	3	1	37	63	7-4	3
	LOS ANGELES-NL	.400	3	5	1	2	0	0	1	1	0	0	0	1	0-0	0	0
1998	San Bernardino	.316	7	19	5	6	1	0	2	3	0	0	0	4	6	1-0	0
	Albuquerque	.269	48	134	19	36	11	0	4	23	0	2	0	22	27	2-0	4
1999	Colorado Springs	.333	15	57	8	19	4	0	3	12	1	1	0	1	12	0-1	1
	COLORADO	.232	88	263	30	61	12	3	6	28	3	2	1	34	38	1-1	5
2000	Indianapolis	.333	1	3	1	1	1	0	0	0	0	0	0	1	0	0-0	0
	MILWAUKEE	.236	93	284	29	67	24	0	7	31	0	4	0	36	60	0-3	5
2001	MILWAUKEE	.210	104	314	33	66	18	3	6	31	5	2	2	34	72	3-1	6
2002	ATLANTA	.204	81	221	17	45	9	1	6	22	2	5	1	20	51	0-2	3
2003	ATLANTA	.199	55	151	11	30	8	0	1	13	3	1	1	10	21	0-0	1
2004	MINNESOTA	.206	114	315	36	65	19	1	10	37	11	3	3	21	56	0-3	7
2005	CHICAGO-NL	.242	54	161	16	39	6	0	6	25	4	2	0	11	24	0-0	1
2006	CHICAGO-NL	.266	74	241	23	64	15	2	6	37	4	2	0	14	38	0-0	1
2007	+Iowa	.200	3	10	2	2	0	0	0	1	0	0	0	0	3	0-0	0
	+Peoria	.316	8	19	3	6	1	0	1	5	0	1	1	3	3	0-0	0
	CHICAGO-NL	.167	22	54	3	9	3	0	0	4	1	1	0	2	12	0-0	0
2008	CHICAGO-NL	.292	58	120	15	35	3	0	3	12	2	0	0	6	22	0-0	2
2009	SAN DIEGO	.235	67	204	21	48	12	0	6	16	1	1	0	26	50	0-0	0
2010	NEW YORK-NL	.215	50	130	10	28	5	0	2	8	0	3	0	11	26	1-0	1
Minor League Totals		.247	884	2829	333	699	152	13	62	371	25	34	23	323	548	42-32	104
American League Totals		.206	114	315	36	65	19	1	10	37	11	3	3	21	56	0-3	7
National League Totals		.230	749	2148	209	494	115	9	50	228	25	23	5	204	415	5-7	25
Major League Totals		.227	863	2463	245	559	134	10	60	265	36	26	8	225	471	5-10	32

+ Minor League injury rehab

### DIVISION SERIES RECORD

YEAR	CLUB	AVG	G	AB	R	H	2B	3B	HR	RBI	SH	SF	HP	BB	SO	SB-CS	E
2002	ATL vs. SF	.167	2	6	0	1	0	0	0	0	0	0	0	0	2	0-0	0
2004	MIN vs. NYY	.250	4	8	1	2	0	0	1	2	1	1	0	0	2	0-0	1
Totals		.214	6	14	1	3	0	0	1	2	1	1	0	0	4	0-0	1

## BLANCO'S SINGLE-GAME BESTS

**HITS**  
4.....3x (last: 9/26/06 vs. MIL)  
3.....20x (last: 5/30/10 @ MIL)

**HOME RUNS**  
2.....3x (last: 4/11/09 vs. SF)

**RBI**  
4.....3x (last: 9/26/06 vs. MIL)  
3.....20x (last: 7/25/06 @ NYM)

**RUNS**  
4.....9/27/01 @ ARI  
3.....3x (last: 6/19/06 @ CLE)

**HITTING STREAKS**  
9.....May 30-June 21, 2006  
7.....3x (last: Aug. 6-16, 2009)  
6.....Aug. 24-Sept. 10, 2005  
6.....June 18-27, 1999

### FIELDING

YEAR	POS	G	PO	A	E	FPC
1997	1B	1	5	0	0	1.000
	3B	1	0	0	0	-
1999	C	86	562	58	5	.992
	LF	1	0	0	0	-
2000	C	88	506	58	5	.991
2001	C	102	645	68	6	.992
2002	C	79	417	38	3	.993
2003	C	52	255	25	1	.996
2004	C	114	685	45	7	.991
2005	C	54	407	31	1	.998
2006	C	69	467	34	1	.998
	1B	6	34	3	0	1.000
2007	C	14	102	4	0	1.000
	1B	2	8	1	0	1.000
2008	C	45	235	15	2	.992
	1B	1	3	0	0	1.000
2009	C	60	444	28	0	1.000
	3B	1	0	0	0	-
2010	C	46	284	27	1	.997
Totals	C	809	5009	431	32	.994
	1B	10	50	4	0	1.000
	3B	2	0	0	0	-
	OF	1	0	0	0	-

### GRAND SLAMS (1)

GAME	PITCHER
5/12/00 @ PIT	Jason Schmidt

### WALK-OFF HOME RUNS (1)

GAME	PITCHER
5/8/10 vs. NYM	Guillermo Mota



## WILLIE BLOOMQUIST

Infielder

18

**HEIGHT, WEIGHT:** 5-11, 185

**BATS/THROWS:** Right/Right

**OPENING DAY AGE:** 33

**ML SERVICE:** 8 years, 29 days

**SIGNED THROUGH:** 2011, mutual option 2012

**BORN:** Nov. 27, 1977  
Bremerton, Wash.

**RESIDENCE:** Peoria, Ariz.

### CAREER HIGHLIGHTS

Bloomquist ranks 19th among all big league players with at least 100 stolen bases attempts since 2002 with a 79.4 stolen base percentage after successfully stealing 104 bases in 131 attempts in his career...he also joins Bill Hall, Carlos Guillen, Jerry Hariston, Jr. and Eric Bruntlett as the only Major League players since 2006 to play at least 35 games at second base (62), shortstop (88), third base (47) and in the outfield (253)...the versatile bench players has seen action at every position except pitcher and catcher in his 9 Major League seasons...will become the first Arizona State baseball player to play for the D-backs.

### 2010

- ◆ Spent a majority of the season with the Royals before a September trade sent him to the Reds...batted .267 (50-for-187) with 31 runs scored, 10 doubles, a triple, 3 home runs and 17 RBI in 83 games between the two clubs.
- ◆ Hit .265 (45-for-170) with 31 runs scored, 10 doubles, a triple, 3 home runs and 17 RBI in 72 games with the Royals...made an appearance at every position except pitcher and catcher.
- ◆ Traded to the Reds on Sept. 13 for cash or a player to be named later.
- ◆ Made 11 appearances (3 starts) for the Reds...hit .294 (5-for-17) in 11 games.

### 2009

- ◆ Spent his first season with the Royals after playing his entire career with the Mariners...set career-highs in nearly every offensive category including games (125), at-bats (434), runs (52), hits (115), triples (8), home runs (4), RBI (29), walks (27) and stolen bases (25).
- ◆ Tied for fifth in the American League with 8 triples after entering the season with 6 career triples...also tied for first in the AL with 6 triples on the road.
- ◆ Finished the season with 25 stolen bases in 31 attempts, the most steals by a Royals player since Carlos Beltran stole 41 bases in 2003.

- ◆ Made appearances at every position except pitcher and catcher, playing 3 games at first base, 14 games at second base, 3 games at third base, 38 games at shortstop, 9 games in left field, 22 games in center field and 61 games in right field.
- ◆ Collected 23 extra-base hits with the Royals after recording just 1 extra-base hit in 192 plate appearances for the Mariners in 2008.
- ◆ Batted .293 (65-for-222) on the road, including hitting all 4 of his home runs away from home.
- ◆ Hit .314 (59-for-188) with 6 doubles, 4 triples, 3 home runs and 16 RBI in 55 games against AL Central foes.
- ◆ His solo home run on May 2 @ Twins was his first since June 26, 2007 vs. Red Sox, a span of 290 at-bats.
- ◆ Each of his first 3 home runs of the season tied up games the Royals eventually came back to win.

## 2008

- ◆ Set a single-season career-high with a .279 batting average in his final season with the Mariners.
- ◆ Made 40 starts at 6 different positions...was 1 of 10 big league players to play in at least 1 game at 6 different positions...joined the D-backs' Chris Burke as the only 2 players to start at 6 different positions.
- ◆ Was successful in 14 of 17 stolen base attempts (82.3%), including 12 of his final 13 attempts.
- ◆ Hit .351 (26-for-74) against left-handed pitchers.
- ◆ Recorded his first extra-base hit of the year on July 10 @ A's...the double snapped a Mariners record of 65 consecutive games (min. 200 PA) without an extra-base hit...previous record was 44 games by Julio Cruz in 1980.
- ◆ Had a season-long 9-game hitting streak from June 15-25, over which he hit .419 (13-for-31).
- ◆ Recorded a walk-off single on July 1 vs. Blue Jays, his second career walk-off hit (also on Sept. 25, 2006 vs. A's).
- ◆ Placed on the disabled list on Aug. 10 for the remainder of the season with a strained right hamstring...was transferred to the 60-day disabled list on Sept. 2.

## 2007

- ◆ Played 7 positions over the course of the season, including making starts at 5 of those positions...was 1 of 3 big league players to play every position except pitcher and catcher.
- ◆ Hit .277 (48-for-173) with 3 doubles, 2 home runs and 13 RBI in 91 games with the Mariners.
- ◆ Connected for his first-career inside-the-park home run on June 15 @ Astros.
- ◆ Strung together 4 consecutive multi-hit games from June 24-30, during which he hit .615 (8-for-13).
- ◆ Over 21 games in June, batted .385 (20-for-52) with 10 runs scored, a double, 2 home runs and 9 RBI.

## 2006

- ◆ Batted .247 (62-for-251) with 36 runs scored, 6 doubles, 2 triples, a home run and 15 RBI in 102 games with the Mariners.
- ◆ Was caught stealing on May 17, ending a streak of 19 consecutive stolen bases dating back to May 1, 2005.
- ◆ Collected a career-high 5 hits on Sept. 19 @ Rangers.

## 2005

- ◆ Named the Mariners Unsung Hero by the Seattle chapter of the BBWAA...hit .257 (64-for-249) with 27 runs scored, a career-high 15 doubles, 2 triples and 22 RBI in 82 games with the Mariners.
- ◆ Tied a Mariners franchise record with 3 doubles on July 6 @ Royals.
- ◆ Recorded a career-long 12-game hitting streak from July 3-23, over which he batted .295 (17-for-43).
- ◆ Was placed on the disabled list on Aug. 30 for the remainder of the season with a strained left hamstring.

## 2004

- ◆ Hit .245 (46-for-188) with 27 runs scored, 10 doubles, 2 home runs and 18 RBI in 93 games with the Mariners.
- ◆ Batted .281 (25-for-89) against left-handed pitchers.
- ◆ Posted a .302 average (29-for-96) with 20 runs scored, 7 doubles, 2 home runs and 13 RBI in 49 road games.
- ◆ Had a stint on the disabled list from May 4-21 with a strained lower back...played in 3 rehabilitation games with Triple-A Tacoma, over which he hit .417 (5-for-12) with a home run and 3 RBI.

## 2003

- ◆ Hit .250 (49-for-196) with 30 runs scored, 7 doubles, 2 triples, a home run and 14 RBI in 89 games in his first full season in the Majors.
- ◆ Batted .309 (30-for-97) with 16 runs scored, 5 doubles, 2 triples, a home run and 11 RBI in 46 home games.
- ◆ Hit his first Major League home run, a grand slam, on July 12 vs. Rays off Rob Bell...became just the second Mariner to ever hit a grand slam for their first big league home run (also Orlando Mercado)...also established a career-high with 6 RBI in the game.

## 2002

- ◆ Earned team MVP honors after spending most of the season with Triple-A Tacoma.
- ◆ Hit .270 (91-for-337) with 47 runs scored, 14 doubles, 3 triples, 6 home runs and 47 RBI in 104 games with the Rainiers.
- ◆ Had 2 stints on the disabled list while with Tacoma...was sidelined from April 22-May 3 with a low back strain and June 6-18 with positional vertigo.
- ◆ Was a September call-up by the Mariners...made his big league debut on Sept. 1 as a pinch-runner vs. Royals.
- ◆ Doubled off Jarrod Washburn in his first at-bat on Sept. 22 vs. Angels for his first Major League hit...went on to go 4-for-4 with 2 RBI in the game.



## 2001

- ◆ Spent the entire season with Double-A San Antonio...finished third in the Texas League with 34 stolen bases.
- ◆ Batted .255 (125-for-491) with 59 runs scored, 23 doubles, 2 triples and 28 RBI in 123 games.

## 2000

- ◆ Split time between Single-A Lancaster and Tacoma...batted .313 (140-for-447) with 80 runs scored, 24 doubles, 7 triples, 3 home runs and 74 RBI between the two teams...marked single-season minor league career-highs in hits, runs, doubles, triples and RBI.
- ◆ Named to the California League mid-season All-Star Team with Lancaster...hit 379 (97-for-256) with 63 runs scored, 19 doubles, 6 triples, 2 home runs and 51 RBI in 64 games with the JetHawks.
- ◆ Placed on the disabled list on May 24 with a bruised left hamate bone...reinstated on June 13.
- ◆ Promoted to Tacoma on July 17 for the remainder of the season...batted .225 (43-for-191) with 17 runs scored, 5 doubles, a triple, home run and 23 RBI in 51 games with the Rainiers.

## 1999

- ◆ Made his professional debut with Single-A Everett.
- ◆ Hit .287 (51-for-178) with 35 runs scored, 10 doubles, 3 triples, 2 home runs and 27 RBI in 42 games.
- ◆ Successfully swiped 17 stolen bases in 22 attempts (77.2%).
- ◆ Had a stint on the disabled list due to a left wrist fracture.

## PERSONAL

- ◆ William Paul Bloomquist.
- ◆ He and his wife, Lisa, have two daughters, Natalie Marie and Ava Lynn.
- ◆ Was drafted out of high school in the eighth round by the Seattle Mariners, but accepted a scholarship to Arizona State...honored as Pac-10 Player of the Year in 1999 and named first-team All-American by *Baseball America*, *Collegiate Baseball*/Louisville Slugger and ABCA All-West District...was also a GTE/CoSIDA Academic All-American...collected 5 hits in a 1998 College World Series game vs. Long Beach State to tie a CWS record.
- ◆ Graduated from South Kitsap High School in Port Orchard, Wash...was All-State and All-League MVP in baseball.

## CAREER TRANSACTIONS

June 10, 1999	Signed by the Seattle Mariners as their third-round selection in the 1999 First-Year Player Draft.
Aug. 6-Sept. 6, 1999	Disabled list (left wrist fracture).
May 24-June 13, 2000	Disabled list (bruised left hamate bone).
April 22-May 3, 2002	Disabled list (low back strain).
June 6-18, 2002	Disabled list (positional vertigo).
May 4-21, 2004	Disabled list (strained lower back).
Aug. 30, 2005	Disabled list through remainder of the season (strained left hamstring).
Aug. 10, 2008	Disabled list through remainder of the season (strained right hamstring).
Jan. 9, 2009	Signed by the Kansas City Royals as a free agent.
Sept. 13, 2010	Traded to the Cincinnati Reds for cash or a player to be named later.
Jan. ##, 2011	Signed by the Arizona Diamondbacks as a free agent.

## BLOOMQUIST'S CAREER RECORD

YEAR	CLUB	AVG	G	AB	R	H	2B	3B	HR	RBI	SH	SF	HP	BB	SO	SB-CS	E
1999	Everett	.287	42	178	35	51	10	3	2	27	0	1	1	22	25	17-5	7
2000	Lancaster	.279	64	256	63	97	19	6	2	51	1	1	0	37	27	22-12	12
	Tacoma	.225	51	191	17	43	5	1	1	23	4	3	0	7	28	5-0	3
2001	San Antonio	.255	123	491	59	125	23	2	0	28	7	4	1	28	55	34-9	24
2002	Tacoma	.270	104	337	47	91	14	3	6	47	9	3	3	29	44	20-10	12
	SEATTLE	.455	12	33	11	15	4	0	0	7	0	0	0	5	2	3-1	0
2003	SEATTLE	.250	89	196	30	49	7	2	1	14	2	2	1	19	39	4-1	4
2004	SEATTLE	.245	93	188	27	46	10	0	2	18	3	0	0	10	48	13-2	10
	+Tacoma	.417	3	12	2	5	0	0	1	3	0	0	0	0	2	1-0	0
2005	SEATTLE	.257	82	249	27	64	15	2	0	22	4	2	1	11	38	14-1	6
2006	SEATTLE	.247	102	251	36	62	6	2	1	15	2	2	4	24	40	16-3	2
2007	SEATTLE	.277	91	173	28	48	3	0	2	13	4	0	1	10	35	7-5	5
2008	SEATTLE	.279	71	165	32	46	1	0	0	9	1	0	1	25	29	14-3	3
2009	KANSAS CITY	.265	125	434	52	115	11	8	4	29	4	2	1	27	73	25-6	10
2010	KANSAS CITY	.265	72	170	31	45	10	1	3	17	2	1	0	8	25	8-5	5
	CINCINNATI	.294	11	17	0	5	0	0	0	0	0	0	0	1	3	0-0	0
Minor League Totals		.281	387	1465	223	412	71	15	12	179	21	12	5	123	181	99-36	58
American League Totals		.264	737	1859	274	490	67	15	13	144	22	9	9	139	329	104-27	45
National League Totals		.294	11	17	0	5	0	0	0	0	0	0	0	1	3	0-0	0
Major League Totals		.264	748	1876	274	495	67	15	13	144	22	9	9	140	332	103-27	45

+ Minor League injury rehab

## BLOOMQUIST'S SINGLE-GAME BESTS

### HITS

5.....9/19/06 @ TEX  
4.....4x (last: 9/17/09 @ DET)

### HOME RUNS

1.....13x (last: 8/25/10 @ DET)

### RBI

6.....7/13/03 vs. TB  
3.....6x (last: 7/6/09 @ DET)

### RUNS

3.....9/24/02 vs. OAK  
3.....9/27/02 @ LAA  
3.....8/3/05 @ DET

### HITTING STREAKS

12.....July 3-23, 2005  
11.....April 21-May 8, 2009

## FIELDING

YEAR	POS	G	PO	A	E	FPC
2002	2B	4	5	10	0	1.000
	LF	7	12	0	0	1.000
2003	1B	3	6	1	0	1.000
	2B	7	3	3	0	1.000
	3B	37	21	44	2	.970
	SS	18	24	37	2	.968
2004	LF	10	17	0	0	1.000
	RF	1	1	0	0	1.000
	1B	19	70	8	2	.975
	2B	1	0	0	0	-
	3B	21	24	36	5	.923
	SS	20	27	36	3	.955
	LF	8	7	0	0	1.000
	CF	1	7	0	0	1.000
	1B	1	0	1	0	1.000
	2B	32	58	81	2	.986
2005	3B	6	1	4	0	1.000
	SS	24	24	49	3	.965
	LF	1	0	0	0	-
	CF	15	20	31	2	.962
	1B	4	6	0	0	1.000
	2B	15	20	31	2	.962
2006	3B	12	5	15	0	1.000
	SS	17	9	23	0	1.000
	LF	3	2	0	0	1.000
	CF	48	89	2	0	1.000
	RF	12	13	0	0	1.000
	1B	4	5	1	0	1.000
	2B	20	23	38	4	.938
	3B	20	11	29	0	1.000
2007	SS	20	23	39	1	.984
	LF	13	12	0	0	1.000
	CF	7	8	0	0	1.000
	RF	4	2	0	0	1.000
	2B	7	8	15	0	1.000
	3B	1	0	0	0	-
	SS	12	17	23	0	1.000
	LF	8	3	0	0	1.000
2008	CF	23	48	1	3	.942
	RF	13	14	0	0	1.000
	1B	3	3	0	0	1.000
	2B	14	24	35	2	.967
	3B	3	2	5	0	1.000
	SS	38	51	80	6	.956
	LF	9	24	0	0	1.000
	CF	22	34	0	0	1.000
2009	RF	61	76	3	2	.975
	1B	3	4	1	0	1.000
	2B	6	9	9	1	.947
	3B	11	5	18	4	.852
	SS	1	0	0	0	-
	LF	9	8	0	0	1.000
	CF	8	20	1	0	1.000
	RF	27	36	2	0	1.000
Totals	1B	37	94	12	2	.981
	2B	106	150	222	11	.971
	3B	121	69	151	11	.952
	SS	150	185	287	15	.969
	OF	195	458	10	6	.987

## GRAND SLAMS (1)

GAME	PITCHER
7/13/03 vs. TB	Rob Bell

## INSIDE-THE-PARK HOME RUNS (1)

GAME	PITCHER
6/15/07 @ HOU	Wandy Rodriguez

## PINCH-HIT HOME RUNS (1)

GAME	PITCHER
6/3/10 vs. LAA	Brian Fuentes



# GEOFF BLUM

Infielder

27

**HEIGHT, WEIGHT:** 6-3, 221  
**BATS/THROWS:** Switch/Right  
**OPENING DAY AGE:** 37  
**ML SERVICE:** 11 years, 56 days  
**SIGNED THROUGH:** 2012

**BORN:** April 26, 1973  
 Redwood City, Calif.  
**RESIDENCE:** San Clemente, Calif.

## CAREER HIGHLIGHTS

Blum joins the D-backs after spending parts of 12 Major League seasons with the Montreal Expos, Tampa Bay Rays, San Diego Padres, Chicago White Sox and Houston Astros...since July 26, 2008, has committed just 4 errors at third base and leads all big league third basemen with a .989 fielding percentage in that same time frame...appeared at all four infield positions in nine straight seasons from 2000-08 and has made appearances at every position except catcher, pitcher and centerfield in his career...since 2006, ranks sixth in the National League with 43 pinch-hits and a .297 pinch-hit average, while his 59 pinch-hits since 2000 rank 10th among all Major League hitters...in 2005, hit a go-ahead solo home run in the 14th inning in Game 3 of the World Series at Minute Maid Park to become the 30th player to homer in his first World Series at-bat...joins Kirk Gibson (1988, Game 1) as one of the only two players in baseball history to hit a go-ahead or game-winning home run in their only at-bat of the World Series.

## 2010

- ◆ Tied for fourth in the NL with a .333 pinch-hit average (14-for-42) and 11 pinch-hit RBI, while his 14 pinch-hits were tied for seventh in the league.
- ◆ Hit .267 (54-for-202) with 22 runs scored, 10 doubles, a triple, 2 home runs and 22 RBI in 93 games for the Astros.
- ◆ Strung together a season-long 9-game hitting streak from April 11-28, during which he hit .423 (11-for-26).
- ◆ In 34 games following the All-Star break, hit .323 (21-for-65) with 3 doubles, 2 home runs and 8 RBI.
- ◆ Missed 25 games while on the disabled list with a right elbow injury from July 3-Aug. 3.

## 2009

- ◆ Owned a .247 average (94-for-381) with 10 home runs and 49 RBI in 120 games with the Astros.
- ◆ Posted a career-best .345 average (10-for-29) as a right-handed hitter.
- ◆ Saw action at first base (10 games), third base (102 games) and shortstop (1 game), marking the first time since the 1999 season he did not appear at least once defensively at every infield position...made a career-high 94 starts at third base.
- ◆ His .986 fielding percentage at third base ranked second in the Majors among players with a minimum 100 games.
- ◆ Had 3 walk-off hits...along with Miguel Tejada, became the first Astros' players with 3 walk-off hits in the same season since Morgan Ensberg (2005).
- ◆ Made his second career Opening Day start on April 6 vs. Cubs.
- ◆ Connected for his first home run of the season on May 23 vs. Rangers, snapping a streak of 53 games and 176 at-bats without hitting a home run.
- ◆ Strained his left hamstring on May 24 vs. Rangers and missed the next 7 team games.
- ◆ Missed 13 games while on the disabled list with a left hamstring strain from June 13-28.
- ◆ Recorded his first walk-off hit of the season on June 10 vs. Cubs and delivered a walk-off single the following day vs. Cubs...became the first Astro with game-winning hits in back-to-back games since Derek Bell did so from July 20-21, 1996 vs. Braves.
- ◆ His third walk-off hit of the season came on July 10 vs. Nationals.

## 2008

- ◆ Hit .240 (78-for-325) with a career-high 14 home runs and 53 RBI in 114 games with the Astros.
- ◆ Among big league pinch-hitters, ranked third with a .370 average (10-for-27) and fifth with a .455 on-base percentage...finished with the eighth-highest batting average as a pinch-hitter in franchise history.
- ◆ Committed only 4 errors in 244 total chances for a .984 fielding percentage...started at all four infield positions throughout the season.
- ◆ Tied a career-high for the fifth time with 2 home runs on July 27 @ Brewers.

## 2007

- ◆ Appeared in 122 games with the Padres, making starts at second base (55), shortstop (10), left field (3), third base (2) and first base (1)...his 55 starts at second base marked a career-high.
- ◆ Hit .252 (83-for-330) with 21 doubles, a triple, 5 home runs and 33 RBI.

## 2006

- ◆ Posted a .254 average (70-for-276) with 17 doubles, a triple, 4 home runs and 34 RBI in 109 games with the Padres...all 4 of his long balls came from the left side of the plate.
- ◆ Led the Majors with a .387 pinch-hit average (12-for-31).
- ◆ Posted his best monthly average in May after batting .450 (18-for-40) with 4 doubles, a home run and 8 RBI in 19 games.

- ♦ Hit his first homer of the season and first career pinch-hit home run on May 3 @ Dodgers.
- ♦ Became the primary shortstop when Khalil Greene was placed on the disabled list on Aug. 19 through the remainder of the season.

**2006 POSTSEASON HIGHLIGHTS:** Started all 4 games at shortstop for the Padres in the Division Series vs. Cardinals...doubled and hit a sacrifice fly in the Padres lone win in Game 3...did not commit an error in 8 postseason chances.

## 2005

- ♦ Hit .241 (54-for-224) with 13 doubles, 5 home runs and 22 RBI in 78 games with the Padres.
- ♦ Connected for his first career leadoff home run on April 13 @ Cubs...also homered in the ninth inning for his fourth career 2-homer game.
- ♦ Placed on the disabled list on May 2 with a left chest contusion...reinstated on May 18.
- ♦ Traded to the Chicago White Sox on July 31 for minor league left-handed pitcher Ryan Meaux.
- ♦ Hit a home run from both sides of the plate in the first game of a doubleheader on April 13 @ Cubs...marked the third time he had homered from both sides of the plate in the same game.
- ♦ Had 7 consecutive multi-hit outings, the longest such streak of his career, from May 27-June 2.

**2005 POSTSEASON HIGHLIGHTS:** Made his first career postseason appearance with the White Sox...hit a go-ahead, solo home run in the 14th inning in Game 3 of the World Series @ Astros, becoming the 30th player to homer in his first World Series at-bat...joined Kirk Gibson (1988, Game 1) as one of two players in World Series history to hit a go-ahead or game-winning home run in their only at-bat of a World Series...is one of only four players to hit a home run after the 13th inning in postseason history...donated the bat used to hit the Game 3 home run to the National Baseball Hall of Fame and Museum.

## 2004

- ♦ Made 88 starts for the Rays, including 40 at third base, 40 at second base, 7 in left field and 1 at first base.
- ♦ Homered from both sides of the plate on May 4 @ Rangers to become the first Ray to accomplish the feat...also became the 10th player at the time to homer from both sides of the plate in both an AL and NL game...marked the third time in his career he has hit 2 home runs in a game.
- ♦ Set a career-high and tied a club record after drawing 4 walks on Aug. 29 @ A's.

## 2003

- ♦ Made 93 starts with the Astros and saw action at six different positions.
- ♦ Recorded a career-high 110 hits.
- ♦ Split time at third base with Morgan Ensberg and the two combined for 29 home runs from the hot corner.
- ♦ Finished with 10 home runs and 52 RBI for the second consecutive season...all of his long balls came as a left-handed hitter.
- ♦ Made his first Opening Day start on April 1 vs. Rockies.
- ♦ Had a career-high 5 hits on April 19 @ Brewers in a 3-2, extra-inning loss.
- ♦ Had a career-high 16-game hitting streak from June 25-July 17, during which he hit .357 (25-for-70).

## 2002

- ♦ Saw action at six different positions with the Astros...started 95 games, including 91 at third base and 2 games each in left field and right field.
- ♦ Hit .304 (92-for-303) with 9 home runs and 46 RBI from the left side of the plate.
- ♦ Hit .313 (5-for-16) as a pinch-hitter.
- ♦ Had a career-high 5 RBI on May 13 vs. Phillies and July 30 @ Mets.

## 2001

- ♦ Appeared in 148 games for the Expos, including 73 at third base, 35 in left field, 25 at second base, 14 at first base and 4 at shortstop.
- ♦ Got the starting nod in 121 games and hit .298 (84-for-282) with 1 doubles, 2 triples, 10 home runs and 38 RBI in those games.
- ♦ Became the fifth player in Expos history to homer from both sides of the plate in a game on July 5 vs. Marlins in his second career 2-homer game.
- ♦ Tied for the team lead with 10 hit-by-pitches...was hit by a pitch in 3 consecutive games from May 12-16.

## 2000

- ♦ Hit .283 (97-for-343) with 11 home runs and 45 RBI over 124 games in his first full season in the Majors.
- ♦ Posted a .292 average (21-for-72) against left-handed pitchers and a .308 average (48-for-256) in 63 home games.
- ♦ Made a majority of his starts at third base and saw action at the other three infield positions due to injuries.
- ♦ Named the BBWAA Expos Player of the Month for July after batting .318 (21-for-68) with 3 home runs and 12 RBI in 20 games.
- ♦ Followed up a strong July with a .316 average (23-for-89) over 26 games in August.

## 1999

- ♦ Opened the season with Triple-A Ottawa and hit .265 (71-for-268) with 14 doubles, a triple, 10 home runs and 37 RBI in 77 games.
- ♦ Had his contract purchased on Aug. 9 and made his big league debut that same day vs. Padres...hit .241 (32-for-133) with 8 home runs and 18 RBI in 45 games with the Expos.
- ♦ Got the start in 43 of the team's last 53 games.



- ◆ Connected for his first Major League home run on Aug. 13 @ Rockies.
- ◆ Had his first career 2-homer game the following night @ Rockies.

## 1998

- ◆ Missed two months of the season with a right elbow injury and had surgery in May.
- ◆ Split time between Triple-A Ottawa, Double-A Harrisburg, Single-A Jupiter and GCL Expos.
- ◆ Hit .277 (66-for-238) with 19 doubles, 4 triples, 6 home runs and 28 RBI between the four teams.

## 1997

- ◆ Hit .248 (101-for-407) with 3 home runs and 35 RBI for Triple-A Ottawa.

## 1996

- ◆ Spent the entire season with Double-A Harrisburg and hit .240 (95-for-396) with 22 doubles, 2 triples, a home run and 41 RBI.
- ◆ The Senators won the Eastern League Championship.

## 1995

- ◆ Spent the season with Single-A West Palm Beach and drove in 62 runs after hitting .263 (120-for-457) with 20 doubles, 2 triples and a home run.
- ◆ Following the season, played in the Australian Baseball League.

## 1994

- ◆ Made his professional debut with the Short-Season Vermont Expos.
- ◆ Finished second in the New York-Penn League with a .344 average (83-for-241) and tied for third with 83 hits.

## PERSONAL

- ◆ Geoffrey E. Blum.
- ◆ He and his wife, Kory, have four daughters: Mia Lea and triplets Ava, Audrey and Kayla.
- ◆ Attended the University of California-Berkeley...named to the All-Pac 10 team in 1994...his team won the 1992 College World Series.
- ◆ Graduated from Chino (Calif.) High School in 1991.
- ◆ His brother Greg was a catcher who spent three seasons in the Expos organization from 2000-02 and the 2003 season with Ft. Myers, the Minnesota Twins affiliate in the Florida State League.
- ◆ Was a tee-ball teammate of Major League veteran Mike Sweeney at age five.

## CAREER TRANSACTIONS

June 22, 1994	Signed by the Montreal Expos as their seventh-round selection in the First-Year Player Draft.
March 17, 2002	Traded to the Houston Astros for INF Chris Truby.
Dec. 14, 2003	Traded to the Tampa Bay Rays for RHP Brandon Backe.
Dec. 9, 2004	Signed by the San Diego Padres as a free agent.
May 2-18, 2005	Disabled list (left chest contusion).
July 31, 2005	Traded to the Chicago White Sox for LHP Ryan Meaux.
Nov. 16, 2005	Signed by the San Diego Padres as a free agent.
Nov. 20, 2007	Signed by the Houston Astros as a free agent.
June 13-28, 2009	Disabled list (left hamstring strain).
July 3-Aug. 3, 2010	Disabled list (right elbow injury).
Nov. 18, 2010	Signed by the Arizona Diamondbacks as a free agent.

## BLUM'S CAREER RECORD

YEAR	CLUB	AVG	G	AB	R	H	2B	3B	HR	RBI	SH	SF	HP	BB	SO	SB-CS	E
1994	Vermont	.344	63	241	48	83	15	1	3	38	1	1	3	33	21	5-5	15
1995	West Palm Beach	.263	125	457	54	120	20	2	1	62	1	7	3	34	61	6-5	18
1996	Harrisburg	.240	120	396	47	95	22	2	1	41	11	3	3	59	51	6-7	9
1997	Ottawa	.248	118	407	59	101	21	2	3	35	12	6	3	52	73	14-6	17
1998	Ottawa	.174	8	23	1	4	0	0	0	1	1	0	0	3	6	0-0	0
	Expos	.167	5	18	0	3	1	1	0	1	0	0	0	1	4	0-0	0
	Jupiter	.276	17	58	13	16	6	0	0	5	2	1	1	13	14	1-0	2
	Harrisburg	.309	39	139	25	43	12	3	6	21	2	0	4	17	24	2-1	2
1999	Ottawa	.265	77	268	43	71	14	1	10	37	3	7	2	37	39	6-1	12
	MONTREAL	.241	45	133	21	32	7	2	8	18	3	0	0	17	25	1-0	10
2000	MONTREAL	.283	124	343	40	97	20	2	11	45	3	4	3	26	60	1-4	9
2001	MONTREAL	.236	148	453	57	107	25	0	9	50	3	5	10	43	94	9-5	8
2002	HOUSTON	.283	130	368	45	104	20	4	10	52	1	2	1	49	70	2-0	8
2003	HOUSTON	.262	123	420	51	110	19	0	10	52	2	5	2	20	50	0-0	7
2004	TAMPA BAY	.215	112	339	38	73	21	0	8	35	4	2	0	24	58	2-3	10
2005	SAN DIEGO	.241	78	224	26	54	13	1	5	22	0	1	3	24	28	3-2	3
	+Lake Elsinore	.250	2	8	3	2	0	0	2	5	0	0	0	1	2	0-0	1
	CHICAGO-AL	.200	31	95	6	19	2	1	1	3	0	0	0	4	15	0-1	3
2006	SAN DIEGO	.254	109	276	27	70	17	1	4	34	2	4	0	17	51	0-1	6
2007	SAN DIEGO	.252	122	330	34	83	21	1	5	33	3	3	2	32	52	0-0	5
2008	HOUSTON	.240	114	325	36	78	14	1	14	53	0	7	3	21	54	1-2	4
2009	HOUSTON	.247	120	381	34	94	14	1	10	49	0	6	7	33	61	0-1	3
	+Round Rock	.143	2	7	0	1	1	0	0	1	0	0	0	0	1	0-0	0
2010	HOUSTON	.267	93	202	22	54	10	1	2	22	0	0	1	15	33	0-0	6
Minor League Totals		.267	576	2022	293	539	112	12	26	247	33	25	19	250	296	40-25	76
American League Totals		.212	143	434	44	92	23	1	9	38	4	2	0	28	73	2-4	13
National League Totals		.256	1206	3455	393	883	180	14	88	430	17	37	32	297	578	17-15	69
Major League Totals		.251	1349	3889	437	975	203	15	97	468	21	39	32	325	651	19-19	82

+Minor League injury rehab

### DIVISION SERIES RECORD

YEAR	CLUB	AVG	G	AB	R	H	2B	3B	HR	RBI	SH	SF	HP	BB	SO	SB-CS	E
2005	CWS vs. BOS	.000	1	1	0	0	0	0	0	0	0	0	0	0	0	0-0	0
2006	SD vs. STL	.125	4	8	0	1	1	0	0	1	0	1	0	4	1	0-0	0
Totals		.111	5	9	0	1	1	0	0	1	0	1	0	4	1	0-0	0

### WORLD SERIES RECORD

YEAR	CLUB	AVG	G	AB	R	H	2B	3B	HR	RBI	SH	SF	HP	BB	SO	SB-CS	E
2005	CWS @ HOU	1.000	1	1	1	1	0	0	1	1	0	0	0	0	0	0-0	0
Totals		1.000	1	1	1	1	0	0	1	1	0	0	0	0	0	0-0	0

## BLUM'S SINGLE-GAME BESTS

### HITS

5.....4/19/03 @ MIL  
 4.....5x (last: 8/23/06 vs. LAD)  
 3.....39x (last: 8/6/10 @ MIL)

### HOME RUNS

2.....5x (last: 7/27/08 @ MIL)

### RBI

5.....3x (last: 5/13/09 @ COL)  
 4.....8x (last: 8/16/09 @ MIL)  
 3.....24x (last: 9/20/10 @ WSH)

### RUNS

3.....11x (last: 6/30/10 @ MIL)  
 2.....56x (last: 8/6/10 @ MIL)

### HITTING STREAKS

16.....June 25-July 17, 2003  
 12.....Sept. 19, 2008-April 11, 2009  
 11.....May 27-June 8, 2005  
 9.....2x (last: July 1-11, 2009)  
 8.....Aug. 30-Sept. 12, 2003

## FIELDING

YEAR	POS	G	PO	A	E	FPC
1999	2B	2	0	2	0	1.000
	SS	42	47	82	10	.928
2000	1B	11	33	2	0	1.000
	2B	13	20	26	0	1.000
	3B	55	26	93	6	.952
	SS	44	43	89	3	.978
2001	1B	14	74	9	1	.988
	2B	25	39	47	1	.989
	3B	72	49	120	6	.966
	SS	4	2	3	0	1.000
	OF	35	51	1	0	1.000
2002	1B	1	1	0	0	1.000
	2B	1	2	2	0	1.000
	3B	104	68	199	8	.971
	SS	2	0	0	0	-
	OF	10	8	0	0	1.000
2003	1B	6	11	0	0	1.000
	2B	25	34	42	1	.987
	3B	83	32	135	5	.971
	SS	11	3	18	1	.955
	OF	2	0	1	0	1.000
2004	1B	2	13	0	0	1.000
	2B	52	76	104	1	.994
	3B	59	35	78	8	.934
	SS	1	1	0	0	1.000
	OF	7	12	1	1	.929
2005	1B	14	92	6	0	1.000
	2B	21	31	52	0	1.000
	3B	46	24	91	6	.950
	SS	20	18	35	0	1.000
2006	1B	2	4	0	0	1.000
	2B	1	3	6	0	1.000
	3B	34	18	36	0	1.000
	SS	49	72	129	6	.971
	OF	1	1	0	0	1.000
2007	1B	1	13	1	0	1.000
	2B	61	86	165	2	.992
	3B	13	2	8	0	1.000
	SS	12	14	26	3	.930
	OF	9	14	0	0	1.000
2008	1B	5	17	1	0	1.000
	2B	8	9	17	0	1.000
	3B	75	43	144	4	.979
	SS	4	2	7	0	1.000
2009	1B	10	58	3	0	1.000
	3B	102	45	164	3	.986
	SS	1	0	0	0	-
2010	1B	14	90	4	1	.989
	2B	8	9	21	0	1.000
	3B	14	8	32	1	.976
	SS	18	23	36	4	.937
Totals	1B	80	406	26	2	.995
	2B	217	309	484	5	.994
	3B	657	350	1100	47	.969
	SS	208	225	425	27	.960
	OF	64	86	3	1	.989

## LEAD-OFF HOME RUNS (1)

GAME	PITCHER
4/13/05 @ CHC.....	Kerry Wood

## PINCH-HIT HOME RUNS (1)

GAME	PITCHER
5/3/06 @ LAD .....	Franquelis Osoria



# RUSSELL BRANYAN

Infielder

75

<b>HEIGHT, WEIGHT:</b>	6-4, 227	<b>BORN:</b>	Dec. 19, 1975
<b>BATS/THROWS:</b>	Left/Right		Warner Robins, Ga.
<b>OPENING DAY AGE:</b>	35		
<b>ML SERVICE:</b>	9 years, 147 days	<b>RESIDENCE:</b>	Franklin, Tenn.
<b>SIGNED THROUGH:</b>	2011		

## CAREER HIGHLIGHTS

Branyan joins the D-backs after spending parts of 13 Major League seasons with the Cleveland Indians, Cincinnati Reds, Milwaukee Brewers, Tampa Bay Rays, San Diego Padres, Philadelphia Phillies, St. Louis Cardinals and Seattle Mariners... is one of 11 American League players to record at least 25 home runs in each of the last two seasons (2009-10)...his 56 home runs from 2009-10 ranked 11th in the AL...his 14.85 career at-bats per home run average ranks seventh among active players entering the 2011 season and ranked 10th among all players from 1998-2010.

### 2010

- ♦ Split the season between the Indians and the Mariners and combined to hit 25 home runs in 109 games.
- ♦ Opened the season on the disabled list with a herniated disc in his back...hit .273 (6-for-22) with 2 runs scored, 2 doubles and an RBI in 6 games on a rehabilitation assignment with Double-A Akron and Triple-A Columbus...was activated on April 20.
- ♦ Homered in back-to-back games on five occasions throughout the season: May 11-12 @ Royals; May 28-29 @ Yankees; July 4-5 @ Tigers/Royals; Aug. 20-21 @ Yankees and Sept. 4-5 vs. Indians.
- ♦ Had two 2-homer games: May 11 @ Royals (with Indians) and Aug. 20 @ Yankees (with Mariners)...has 14 career multi-home run games.
- ♦ Appeared in 52 games for the Indians and hit .263 (45-for-171) with 9 doubles, 10 home runs and 24 RBI.
- ♦ Had a career-long 11-game hitting streak from June 19-July 2, during which he hit .325 (13-for-40) with 3 home runs and 8 RBI.
- ♦ Traded to the Mariners on June 26 in exchange for minor leaguers Juan Diaz and Ezequiel Carrera.
- ♦ Led the Mariners with 15 home runs despite playing in only 57 games...averaged a home run for every 13.67 at-bats.
- ♦ Went 1-for-4 in his Mariners debut on June 29 @ Yankees.
- ♦ Became the first player to hit a home run into the fourth deck at Yankee Stadium on Aug. 21.
- ♦ Missed the final 16 games of the season with a strained lower back.

### 2009

- ♦ Spent the entire season with the Mariners...hit .251 (108-for-431) with 64 runs scored, 21 doubles, a triple, 31 home runs and 76 RBI in 116 games.
- ♦ His 116 games played marked the second-highest total in his career behind 134 games in 2002.
- ♦ Committed just 10 errors in 1,031 total chances for a .990 fielding percentage, which ranked ninth among AL first basemen.
- ♦ Went 5-for-5 with 2 runs, 2 doubles and an RBI on April 28 @ White Sox.
- ♦ Posted his best numbers over 28 games in May, batting .317 (32-for-101) with 16 runs scored, 9 doubles, 7 home runs and 13 RBI.

### 2008

- ♦ Split the season between Triple-A Nashville and the Brewers.
- ♦ Opened the season with Nashville and led the team with a .359 batting average, 12 home runs, 36 RBI, 55 hits, 15 doubles and a .693 slugging percentage before his contract was purchased by the Brewers on May 24.
- ♦ Appeared in 50 games with the big league club, including 35 starts at third base (33) and first base (2).
- ♦ Became the first player in franchise history to reach 10 home runs in 20 games or fewer into the season after doing so in his 20th game.
- ♦ Batted .276 (24-for-87) with 15 runs, 5 doubles, 11 home runs and 18 RBI in his first 29 games.
- ♦ Hit .455 (5-for-11) with 2 home runs as a pinch-hitter...among NL players with at least 10 pinch-hit plate appearances, ranked fourth in batting average and tied for second in home runs.
- ♦ Placed on the disabled list on Aug. 12 with a right oblique strain...was reinstated on Sept. 23.

### 2007

- ♦ Split the season between 4 clubs in 4 organizations, including big league time with the Padres, Phillies and Cardinals.
- ♦ Hit a combined .192 (32-for-167) with 10 home runs and 26 RBI in 90 games among the teams.
- ♦ Opened the season with the Padres and batted .197 (24-for-122) with 5 doubles, a triple, 7 home runs and 19 RBI in 61 games before his release on July 28.
- ♦ Signed a minor league deal with the Indians on Aug. 6...played in 1 game with Triple-A Buffalo before being placed on waivers and traded to the Phillies on Aug. 9.
- ♦ In his first at-bat with the Phillies on Aug. 14 @ Nationals, hit a 2-run game-winning home run that provided a 3-2 victory.

- ◆ Designated for assignment on Aug. 29 and was traded to the Cardinals on Aug. 31 for a player to be named later.
- ◆ Finished season by batting .188 in 21 games for the Cardinals.

## 2006

- ◆ Split the year between the Rays and Padres, batting .228 (55-for-241) with 18 home runs and 36 RBI in 91 games.
- ◆ Hit .201 with 10 doubles, 12 homers and 27 RBI in 64 games with the Rays before being traded to the Padres on Aug. 24 for RHP Evan Meek and a player to be named later (RHP Dale Thayer).
- ◆ Hit .292 (21-for-72) with 14 runs scored, 6 home runs, 9 RBI and 15 walks.
- ◆ Connected for his fifth long ball as a Padres player on Sept. 24 vs. Pirates, a 453-foot homer that tied for the longest in PETCO Park history.

**2006 POSTSEASON HIGHLIGHTS:** Batted .231 (3-for-13) with a double, triple and 3 RBI in the 4-game Division Series vs. Cardinals...started all 4 games in the series.

## 2005

- ◆ Spent an injury-shortened campaign with the Brewers after missing a month of the season (June 2-July 4) with a fractured middle finger on his left hand.
- ◆ Appeared in 85 games and hit .257 with 12 home runs and 31 RBI.
- ◆ He collected 23 extra-base hits in those games, accounting for 44 percent of his hits total.

## 2004

- ◆ Opened the season with Triple-A Richmond.
- ◆ Traded to the Indians on April 25 and was assigned to Triple-A Buffalo.
- ◆ Named the Bisons' Comeback Player of the Year after batting .279 (95-for-341) with 26 home runs and 79 RBI in 93 games.
- ◆ Traded to the Brewers on July 26 for future cash considerations...hit .234 with 11 home runs and 27 RBI in 51 games for the Brewers.
- ◆ Hit 6 home runs in his first 14 contests with the Brewers (42 at-bats).
- ◆ Connected for the longest homer in Miller Park history with a 480-foot blast off the Cubs' Greg Maddux on July 27.

## 2003

- ◆ Opened the season on the Reds disabled list recovering from his right shoulder surgery...was activated on May 29.
- ◆ Hit .227 with 5 home runs and 14 RBI in 46 games before returning to the disabled list on Aug. 13 with a high right ankle sprain.
- ◆ Connected for a pinch-hit grand slam off Brooks Kieschnick on July 21 vs. Brewers.
- ◆ Reinstated on Aug. 28 and started 27 of the Reds' last 29 games of the season.

## 2002

- ◆ Combined to hit 24 home runs in 134 games between the Reds and Indians.
- ◆ Established career-highs in games, at-bats (378), runs (50), hits (86), home runs, RBI (56) and stolen bases (4).
- ◆ Appeared in 84 games for the Reds and hit .244 with 16 home runs and 39 RBI...made 56 starts between left field (21), first base (18), third base (13) and designated hitter (4).
- ◆ Traded to the Reds in a trade for Ben Broussard on June 7.
- ◆ Connected for a career-high 3 home runs and had 5 RBI on Aug. 4 @ Padres.
- ◆ Became the fourth and final player to homer over the 40-foot batter's eye in center field at refurbished Cinergy Field on Sept. 10 vs. Pirates.
- ◆ Played in the Dominican Winter League following the season and suffered a shoulder injury...underwent arthroscopic surgery on his right shoulder on Dec. 3, which was performed by Dr. Timothy Kremchek.

## 2001

- ◆ Hit 20 home runs for the Indians in his first full Major League season.
- ◆ Spent the first half of the season in the starting lineup until third baseman Travis Fryman returned from the disabled list.
- ◆ Made 85 starts between third base (55), left field (25), designated hitter (4) and right field (1).
- ◆ Plated a career-high 6 RBI and connected for his fourth 2-homer game on Sept. 29 vs. Twins.

**2001 POSTSEASON HIGHLIGHTS:** Appeared in 2 games for the Indians in the AL Division Series vs. Mariners and went 1-for-3 with a run scored.

## 2000

- ◆ Ranked third among AL rookies with 16 home runs and eighth with 38 RBI.
- ◆ Made 54 starts for the Indians, including 22 as the designated hitter, 16 in left field, 15 in right field and 1 at third base...his 33 appearances in the outfield were the first of his professional career.

## 1999

- ◆ Spent most of the year with Triple-A Buffalo...had a three-week stint with the Indians in July and August.
- ◆ His 30 home runs led Buffalo, while ranking second in the Indians organization and third in the International League.
- ◆ Recorded his first big league hit on July 23 @ Yankees, a 2-run home run off David Cone.
- ◆ Was the International League Star of Stars at the Triple-A All-Star Game after going 3-for-5 with a double and home run.



- ◆ Started at third base on the U.S. team in MLB's All-Star Futures Game at Fenway Park.

## 1998

- ◆ Hit 16 home runs and 46 RBI in just 43 games with Double-A Akron.
- ◆ Missed three months (96 games) over two stints on the disabled list due to strained tendons in his right wrist.
- ◆ Missed the first 5 games of the season due to a suspension related to an on-field incident at the end of the 1997 season.
- ◆ Promoted to Buffalo for the Triple-A World Series against New Orleans, during which he batted .250 (4-for-16) with a double, home run and 4 RBI in 4 games.
- ◆ Recalled by the Indians on Sept. 26 and made his Major League debut that night @ Twins after getting the start at third base.

## 1997

- ◆ Led all minor league batters with 39 home runs after splitting time with Single-A Kinston and Double-A Akron.
- ◆ Named a Carolina League mid- and postseason All-Star.
- ◆ Joined Triple-A Buffalo for the American Association playoffs and hit .214 (3-for-14) in 5 games for the league champion Bisons.
- ◆ Played for the Mesa Solar Sox in the Arizona Fall League following the season.

## 1996

- ◆ Named the South Atlantic League's Most Valuable Player after leading the league with 40 home runs, 106 RBI and a .575 slugging percentage.
- ◆ Established a league record for homers and became only the fourth minor league player since 1985 to hit 40 home runs in a season.
- ◆ Ranked second among all minor league batters in home runs and ninth in RBI.
- ◆ Led all Indians' minor leaguers in home runs, RBI, runs scored (102) and walks (62).
- ◆ Collected 9 multi-home run games, including a 3-homer contest on April 12 vs. Macon.

## 1995

- ◆ Led Single-A Columbus with 19 home runs and a .534 slugging percentage and ranked fourth with 55 RBI despite playing in just 76 games.
- ◆ Missed 66 games with a strained back.

## 1994

- ◆ Made his professional debut with Short-Season Burlington and batted .211 in 55 games.
- ◆ Connected for 15 extra-base hits.
- ◆ Ranked second on the team with 25 walks.

## PERSONAL

- ◆ Russell Oles Branyan.
- ◆ He and his wife, Jill, have two daughters, Kylie and Quinn, and a son, Cash.
- ◆ Graduated from Stratford Academy in Macon, Ga. in 1994...was a two-time All-State selection...named All-Region and All-State for the 1994 Georgia AAA private school state champions...holds the school record for career batting average (.528)...as a senior, set school single-season records with a .576 average, 17 home runs and 55 RBI, while tying the record with 49 hits and 50 runs scored.

## CAREER TRANSACTIONS

June 9, 1994	Signed by the Cleveland Indians as their seventh round selection in the 1994 First-Year Player Draft.
April 23-May 11, 1998	Disabled list (right wrist sprain).
May 16-Aug. 5, 1998	Disabled list (right wrist sprain).
June 7, 2002	Traded to the Cincinnati Reds for INF Ben Broussard.
March 18-May 29, 2003	Disabled list (right shoulder surgery).
Aug. 13-28, 2003	Disabled list (high right ankle sprain).
Jan. 21, 2004	Signed by the Atlanta Braves as a free agent.
April 26, 2004	Traded to the Cleveland Indians for a player to be named later (RHP Scott Sturkie).
July 26, 2004	Traded to the Milwaukee Brewers for cash considerations.
June 2-July 4, 2005	Disabled list (fractured left middle finger).
Jan. 25, 2006	Signed by the Tampa Bay Rays as a free agent.
Aug. 24, 2006	Traded to the San Diego Padres for RHP Evan Meek and a player to be named later (RHP Dale Thayer).
Aug. 6, 2007	Signed by the Cleveland Indians to a minor league contract.
Aug. 9, 2007	Traded to the Philadelphia Phillies for cash considerations.
Aug. 31, 2007	Traded to the St. Louis Cardinals for a player to be named later.
Feb. 20, 2008	Signed by the Milwaukee Brewers as a minor league free agent.
Aug. 12-Sept. 23, 2008	Disabled list (right oblique strain).
Dec. 3, 2008	Signed by the Seattle Mariners as a free agent.
Aug. 29-Sept. 29, 2009	Disabled list (back sciatic nerve irritation).
Feb. 25, 2010	Signed by the Cleveland Indians as a free agent.

March 26-April 20, 2010 Disabled list (herniated disc).

June 26, 2010 Traded to the Seattle Mariners in exchange for minor leaguers INF Juan Diaz and OF Ezequiel Carrera.

Feb. 17, 2010 Signed by the Arizona Diamondbacks as a minor league free agent.

## BRANYAN'S CAREER RECORD

YEAR	CLUB	AVG	G	AB	R	H	2B	3B	HR	RBI	SH	SF	HP	BB	SO	SB-CS	E
1994	Burlington	.211	55	171	21	36	10	0	5	13	0	1	4	25	64	4-2	21
1995	Columbus	.256	76	277	46	71	8	6	19	55	0	3	3	27	120	1-1	26
1996	Columbus	.268	130	482	102	129	20	4	40	106	0	3	5	62	166	7-4	44
1997	Kinston	.290	83	297	59	86	26	2	27	75	0	5	5	52	94	3-1	21
	Akron	.234	41	137	26	32	4	0	12	30	0	1	2	28	56	0-0	11
1998	Akron	.294	43	163	35	48	11	3	16	46	0	1	0	35	58	1-1	7
	CLEVELAND	.000	1	4	0	0	0	0	0	0	0	0	0	0	2	0-0	0
1999	Buffalo	.208	109	395	51	82	11	1	30	67	0	2	4	52	187	8-3	23
	CLEVELAND	.211	11	38	4	8	2	0	1	6	0	0	1	3	19	0-0	1
2000	Buffalo	.245	64	229	46	56	9	2	21	60	0	2	2	28	93	1-1	9
	CLEVELAND	.238	67	193	32	46	7	2	16	38	0	1	4	22	76	0-0	3
2001	CLEVELAND	.232	113	315	48	73	16	2	20	54	0	5	3	38	132	1-1	14
2002	CLEVELAND	.205	50	161	16	33	4	0	8	17	0	2	0	17	65	1-2	2
	CINCINNATI	.244	84	217	34	53	9	1	16	39	0	2	2	34	86	3-1	6
2003	+Louisville	.327	14	49	5	16	5	0	1	3	0	0	1	9	15	0-0	1
	CINCINNATI	.216	74	176	22	38	12	0	9	26	0	1	1	27	69	0-0	3
2004	Richmond	.179	11	28	5	5	0	0	1	4	0	0	1	13	11	1-0	0
	Buffalo	.288	82	313	58	90	16	2	25	75	0	6	5	42	102	5-2	6
	MILWAUKEE	.234	51	158	21	37	11	1	11	27	0	2	2	20	68	1-0	5
2005	+Nashville	.294	6	17	4	5	4	0	1	3	0	0	0	3	8	0-0	0
	MILWAUKEE	.257	85	202	23	52	11	0	12	31	1	0	0	39	80	1-0	7
2006	TAMPA BAY	.201	64	169	23	34	10	0	12	27	1	2	2	19	62	2-0	6
	SAN DIEGO	.292	27	72	14	21	1	0	6	9	0	1	1	15	27	0-0	3
2007	SAN DIEGO	.197	61	122	16	24	5	1	7	19	0	1	2	21	48	1-0	1
	Buffalo	.000	1	4	0	0	0	0	0	0	0	0	0	0	3	0-0	0
	PHILADELPHIA	.222	7	9	2	2	0	0	2	5	0	0	0	0	6	0-0	0
	ST. LOUIS	.188	21	32	4	6	0	0	1	2	0	0	0	7	15	0-0	1
2008	Nashville	.359	45	153	24	55	15	0	12	36	0	0	1	25	49	4-1	5
	MILWAUKEE	.250	50	132	24	33	8	0	12	20	0	1	0	19	42	1-0	4
2009	SEATTLE	.251	116	431	64	108	21	1	31	76	1	6	9	58	149	2-0	10
2010	+Columbus	.286	4	14	1	4	2	0	0	1	0	0	0	1	2	0-0	0
	+Akron	.250	2	8	1	2	0	0	0	0	0	0	0	0	2	0-0	0
	CLEVELAND	.263	52	171	24	45	9	0	10	24	1	1	1	16	49	0-0	5
	SEATTLE	.215	57	205	23	44	10	0	15	33	0	1	2	30	82	1-0	0
Minor League Totals		.262	766	2737	484	717	141	20	210	574	0	24	33	402	1030	35-16	174
American League Totals		.232	531	1687	234	391	79	5	113	275	3	18	22	203	636	7-3	41
National League Totals		.238	460	1120	160	266	57	3	76	178	1	8	8	182	441	7-1	30
Major League Totals		.234	991	2807	394	657	136	8	189	453	4	26	30	385	1077	14-4	71

+Minor League injury rehab

### DIVISION SERIES RECORD

YEAR	CLUB	AVG	G	AB	R	H	2B	3B	HR	RBI	SH	SF	HP	BB	SO	SB-CS	E
2001	CLE vs. SEA	.333	2	3	1	1	0	0	0	0	0	0	0	0	1	0-0	0
2006	SD vs. STL	.231	4	13	1	3	1	1	0	3	0	0	0	1	5	0-0	1
Totals		.250	6	16	2	4	1	1	0	3	0	0	0	1	6	0-0	1

## BRANYAN'S SINGLE-GAME BESTS

### HITS

5.....4/28/09 @ CWS  
3.....25x (last: 6/12/10 vs. WSH)

### HOME RUNS

3.....8/4/02 @ SD  
2.....13x (last: 8/20/10 @ NYY)

### RBI

6.....9/29/01 vs. MIN  
5.....8/4/02 @ SD  
5.....8/18/04 vs. CHC  
4.....14x (last: 8/20/10 @ NYY)

### RUNS

4.....8/4/02 @ SD  
3.....4x (last: 4/20/07 @ COL)

### HITTING STREAKS

11.....June 19-July 2, 2010  
10.....June 17-30, 2009  
8.....June 13-21, 2008  
8.....Sept. 8-15, 2003

## FIELDING

YEAR	POS	G	PO	A	E	FPC
1998	3B	1	0	1	0	1.000
1999	3B	8	6	18	1	.960
2000	3B	1	0	1	1	.500
	LF	18	28	0	1	.966
	RF	15	31	2	1	.971
2001	3B	72	39	108	11	.930
	LF	31	38	3	3	.932
	RF	2	1	0	0	1.000
2002	1B	18	170	13	1	.995
	3B	24	13	31	4	.917
	LF	68	102	7	3	.973
2003	1B	14	98	7	1	.991
	3B	20	12	49	2	.968
	LF	17	30	0	0	1.000
2004	1B	2	7	0	0	1.000
	3B	44	35	91	5	.962
2005	1B	5	28	2	0	1.000
	3B	59	40	82	7	.946
	LF	3	1	0	0	1.000
2006	1B	2	8	0	0	1.000
	3B	31	15	34	6	.891
	LF	1	3	0	0	1.000
	RF	54	86	5	3	.968
2007	1B	4	6	0	0	1.000
	3B	34	17	60	1	.987
	LF	13	14	0	1	.933
2008	1B	5	26	1	0	1.000
	3B	35	22	63	4	.955
2009	1B	116	947	74	10	.990
2010	1B	51	458	45	5	.990
Totals	1B	217	1748	143	17	.991
	3B	329	199	538	42	.946
	LF	151	216	10	8	.966
	RF	71	118	7	4	.969

## WALK-OFF HOME RUNS (1)

GAME	PITCHER
5/20/06 vs. FLA	Logan Kensing

## GRAND SLAMS (4)

GAME	PITCHER
6/17/00 @ DET	Hideo Nomo
4/17/01 @ BAL	B.J. Ryan
7/21/03 vs. MIL	Brooks Kieschnick
8/9/09 vs. TB	Jeff Bennett

## PINCH-HIT HOME RUNS (4)

GAME	PITCHER
7/21/03 vs. MIL	Brooks Kieschnick
8/14/07 @ WSH	Jon Rauch
6/14/08 vs. MIN	Joe Nathan
7/28/08 vs. CHC	Bob Howry



## JOSH COLLMENTER

Right-handed Pitcher

55

**HEIGHT, WEIGHT:** 6-2, 235  
**BATS/THROWS:** Right/Right  
**OPENING DAY AGE:** 25  
**ML SERVICE:** None  
**SIGNED THROUGH:** 2011

**BORN:** Feb. 7, 1986  
 Homer, Mich.  
**RESIDENCE:** Homer, Mich.

## CAREER HIGHLIGHTS

Collmenter enters his first season on the D-backs' 40-man roster after leading all minor league pitchers with 34 wins since the start of the 2008 season...also leads all D-backs minor league pitchers from 2008-10 with 408 strikeouts and is third with 442.2 innings pitched...owns a 40-27 record in 93 games (91 starts) during four minor league seasons in the D-backs organization.

### 2010

- ♦ Split the season between three teams and combined to win 14 games, which tied for third among all minor league pitchers.
- ♦ Opened the season with Visalia, going 2-0 with a 2.40 ERA (4 ER in 15.0 IP) in 3 starts before being transferred to Reno on April 29.
- ♦ Named Pacific Coast League Pitcher of the Week April 26-May 2.
- ♦ Transferred to Mobile on May 18...tossed a complete game shutout @ Birmingham in his Mobile debut on May 21.
- ♦ Transferred back to Reno on July 14 and went 3-2 in 6 starts from July 19-Aug. 15.
- ♦ Finished the season with Mobile after being transferred on Aug. 16...went 2-1 with a 2.65 ERA (5 ER in 17.0 IP) in his final 3 starts with the BayBears.

### 2009

- ♦ Led the organization with 152 strikeouts...led Visalia with a 4.15 ERA (67 ER in 145.1 IP) and a complete game.
- ♦ Held lefties to a .227 (58-for-255) average.
- ♦ Did not allow a run in his first 2 starts of the season, a stretch of 11.0 innings, while fanning 14.
- ♦ Named the California League's Pitcher of the Week on two occasions: April 8-19 and Aug. 10-16.
- ♦ Named to the Cal League regular season All-Star team.
- ♦ Recorded back-to-back wins twice, going 4-0 with a 2.45 ERA (6 ER in 22.0 IP) with 26 strikeouts.
- ♦ Tossed his first-career complete game on May 27 vs. San Jose, allowing just 1 run while fanning 7.

### 2008

- ♦ Led South Bend with a 3.41 ERA (55 ER in 145.1 IP), 27 games started and 123 strikeouts.
- ♦ Ranked third in the organization in wins (12) and ERA while ranking fourth in strikeouts.

- ◆ Held lefties to a .212 average (60-for-283).
- ◆ Won four consecutive starts from June 19-July 4, posting a 0.77 ERA (2 ER in 23.1 IP) with 20 strikeouts over that stretch.
- ◆ Went 4-1 with a 1.39 ERA (5 ER in 32.1 IP) and 26 strikeouts in 6 starts in June.

## 2007

- ◆ Led the Northwest League with a 2.71 ERA (20 ER in 66.1 IP) and ranked fifth with 6 wins.
- ◆ Led Arizona's Short-Season teams in wins and ERA.
- ◆ Was named Pitcher of the Week Aug. 6-12.
- ◆ Tossed at least 5.0 innings in 10 of his 12 starts, including 7 quality starts...did not allow more than 3 runs in any start...held opponents to 2 earned runs or less in 10 of 12 starts.
- ◆ Had a season-high 8 strikeouts on Aug. 6 @ Vancouver.

## PERSONAL

- ◆ Joshua Michael Collmenter.
- ◆ Played collegiately at Central Michigan University...was named Mid-American Conference (MAC) Pitcher of the Year, All-MAC first team, All-Mideast Region first team, All-America third team by *Baseball America*, Great Lakes Region Pitcher of the Year by InsidePitching.com, Academic All-District IV second team, Academic All-MAC and CMU's Most Valuable Player during his junior season...holds CMU's all-time career records with 24 wins and 288 strikeouts.
- ◆ Graduated from Homer High School in Homer, Mich.


## CAREER TRANSACTIONS

June 18, 2007 Signed by the Arizona Diamondbacks as their 15th-round pick in the 2007 First-Year Player Draft.

## COLLMENTER'S CAREER RECORD

YEAR	CLUB	W-L	ERA	G	GS	CG	SHO	SV	IP	H	R	ER	HR	HB	BB	SO	WP	BK
2007	Yakima	6-3	2.71	14	12	0	0	0	66.1	60	22	20	4	2	21	57	2	1
2008	South Bend	12-8	3.41	27	27	0	0	0	145.1	126	62	55	8	6	47	123	3	0
2009	Visalia	8-10	4.15	27	27	1	0	0	145.1	127	76	67	8	8	55	152	9	0
2010	Visalia	2-0	2.40	3	3	0	0	0	15.0	11	4	4	2	1	3	21	0	0
	Reno	4-3	5.77	10	10	0	0	0	57.2	64	40	37	8	1	26	39	2	0
	Mobile	8-3	1.82	12	12	2	1	0	79.1	61	18	16	3	1	22	73	4	0
Minor League Totals		40-27	3.52	93	91	3	1	0	509.0	449	222	199	33	19	174	465	21	1

## NON-ROSTER INVITEE



## COLLIN COWGILL

Outfielder

70

**HEIGHT, WEIGHT:** 5-9, 184  
**BATS/THROWS:** Right/Left  
**OPENING DAY AGE:** 24  
**ML SERVICE:** None  
**SIGNED THROUGH:** 2011

**BORN:** May 22, 1986  
 Lexington, Ky.  
**RESIDENCE:** Lexington, Ky.

## CAREER HIGHLIGHTS

Cowgill returns as a non-roster invitee in the D-backs' Major League Spring Training camp for the second straight year in 2011...garnered Southern League All-Star honors in 2010 after leading Double-A Mobile in a number of offensive categories...owns a .981 career fielding percentage after committing just 10 errors and has posted a .829 OPS after collecting a combined 59 doubles, 13 triples and 34 home runs in his 3 minor league seasons.

## 2010

- ◆ Entered the season ranked as the 10th-best prospect in the D-backs organization by *Baseball America* and helped get Double-A Mobile to the Southern League Championship Series by leading the BayBears in runs (89), doubles (34), home runs (16), RBI (83) and total bases (233)...also led the club with 21 outfield assists.
- ◆ Finished third in the Southern League in runs scored and RBI and was named to the league's postseason All-Star team.
- ◆ Hit left-handed pitchers at a .322 clip (49-for-152) with 11 doubles, 4 home runs and 28 RBI.
- ◆ Hit .327 (32-for-98) with 5 doubles, 2 triples, 5 home runs and 16 RBI in July.
- ◆ Hit .307 (75-for-244) with 17 doubles, 2 triples, 10 home runs and 77 RBI with runners on base.
- ◆ Plated a season-high 5 runs on May 11 @ West Tennessee after going 2-for-5 with a grand slam.
- ◆ Strung together a season-long 9-game hitting streak from May 26-June 6 over which he hit .275 (11-for-40) with 3 doubles, a home run and 6 RBI.

- ◆ Collected a season-high 4 hits on two occasions; June 17 vs. Tennessee and July 6 @ Jacksonville.

## 2009

- ◆ Established then-career-highs with 5 triples and 36 RBI at Single-A Advanced Visalia despite having his season cut short after suffering a right hand fracture in mid-June.
- ◆ Named the organization's Player of the Month honors in April after hitting .311 (23-for-74) with 5 doubles, 3 triples, 4 homers, 18 RBI and 12 runs scored in 20 games.
- ◆ Had a season-long 7-game hit streak (.357, 10-for-28) from May 3-8.
- ◆ Had a season-high 4 RBI on April 25 @ Modesto after going 2-for-5 with 2 triples.
- ◆ Placed on the disabled list on June 15 for the remainder of the season with a right hand fracture...had surgery performed on June 15 by Dr. Donald Sheridan in Phoenix.

## 2008

- ◆ Batted a combined .264 with 16 doubles, 4 triples, 12 home runs and 45 RBI in 70 games for Short-Season A Yakima and Single-A South Bend during his first professional season.
- ◆ Got off to a blistering start after joining Yakima, leading the Short-Season A Northwest League with 11 home runs and 28 RBI in his first 20 professional games...had 7 multi-hit games and 6 multi-RBI games during the stretch...also had a 7-game hitting streak from July 1-7.
- ◆ Hit 2 home runs, including his first career grand slam, and had 6 RBI while going 3-for-6 with 4 runs scored on June 28 @ Boise.
- ◆ Went 4-for-6 with 4 runs, 3 home runs and 5 RBI on July 2 vs. Spokane.
- ◆ Named Northwest League Player of the Week from June 30-July 6.
- ◆ Was quickly promoted on July 9 to Single-A South Bend, where he hit .249 with 13 doubles, 3 triples and a home run in 50 games.

## PERSONAL

- ◆ Collin Brannen Cowgill.
- ◆ During a storied 4-year career at Kentucky, helped the Wildcats win their first ever Southeastern Conference Championship and a school-record 44 wins as a sophomore in 2006 after batting .298 with 16 home runs and 61 RBI...missed all of 2007 because of a hand injury...returned for an All-American campaign in 2008 by batting .361 with 15 doubles, 2 triples, 19 home runs and 60 RBI while also earning first-team Academic All-American honors...also earned All-America honors from the National Collegiate Baseball Writers Association and second-team honors from Rivals.com and Baseball America following his senior season in 2008...batted a combined .306 with 166 runs, 35 doubles, 37 homers, 140 RBI and 32 stolen bases in 165 games during his career at Kentucky.
- ◆ Played in the Cape Cod League All-Star Game at Fenway Park in 2007
- ◆ Graduated from Henry Clay High School in Lexington, Ky....was Kentucky High School Mr. Baseball after his senior season in 2004.

## COWGILL'S CAREER RECORD

YEAR	CLUB	AVG	G	AB	R	H	2B	3B	HR	RBI	SH	SF	HP	BB	SO	SB-CS	E
2008	Yakima	.304	20	79	21	24	3	1	11	28	1	0	3	12	17	5-0	0
	South Bend	.249	50	201	31	50	13	3	1	17	0	0	5	25	61	1-0	2
2009	Visalia	.277	61	220	39	61	9	5	6	36	0	4	7	29	49	11-4	12
2010	Mobile	.285	131	502	89	143	34	4	16	83	0	10	8	57	73	25-9	6
Minor League Totals		.277	262	1002	180	278	59	13	34	164	1	14	23	123	200	42-13	20





# SAM DEMEL

Right-handed Pitcher

38

<b>HEIGHT, WEIGHT:</b>	6-0, 205	<b>BORN:</b>	Oct. 23, 1985
<b>BATS/THROWS:</b>	Right/Right		Channelview, Texas
<b>OPENING DAY AGE:</b>	25		
<b>ML SERVICE:</b>	110 days	<b>RESIDENCE:</b>	Phoenix, Ariz.
<b>SIGNED THROUGH:</b>	2011		

## CAREER HIGHLIGHTS

Demel enters his second season in the D-backs' organization following a solid rookie campaign in 2010...spent parts of 4 seasons in the Oakland Athletics organization before being acquired by the D-backs last June...was 9-8 with a 2.79 ERA (56 ER in 180.2 IP) and 42 saves in 151 minor league relief appearances...ranked third in the A's farm system with 14 saves in 2009 and was second in 2008 with 18 saves...finished second in the California League in saves in 2008.

### 2010

- ◆ Became the fifth D-backs' player of the season to make his Major League debut after being acquired in a June trade and was a mainstay in the bullpen, making a majority of his appearances in the seventh and eighth innings.
- ◆ In 22 games at Triple-A Sacramento, was 2-0 with 6 saves, a 1.26 ERA (4 ER in 28.2 IP) and .212 opponents average with 9 walks and 28 strikeouts...converted 6 of 7 save opportunities.
- ◆ Tossed at least 1.0 inning in 20 of his 22 games as the opposition scored in only 6 of those contests.
- ◆ Had an 8-game scoreless streak, spanning 9.2 innings, from May 17-June 8.
- ◆ Acquired on June 15 from the A's in exchange for Conor Jackson and was selected from Triple-A Reno the following day...went 2-1 with a 5.35 ERA (22 ER in 37.0 IP) and .278 opponents average with 12 walks and 33 strikeouts in 37 games.
- ◆ Held opponents scoreless in 14 of 21 outings at home, including 5 straight contests (7.0 IP) from July 8-23, as opponents hit just .160 (4-for-25) with 6 strikeouts in those games.
- ◆ Debuted with 3 perfect outings, striking out 4 over 3.2 innings from June 16-23.
- ◆ Tossed a scoreless inning in his big league debut on June 16 @ Red Sox, retiring J.D. Drew, Adrian Beltre and Mike Cameron.
- ◆ On June 23 vs. Yankees, induced Derek Jeter into an inning-ending double play in the sixth inning and then recorded a career-high 3 strikeouts after fanning Nick Swisher, Mark Teixeira and Alex Rodriguez in the seventh inning.
- ◆ Tossed a career-high-tying 2.0 innings on three occasions: July 8 and 11 vs. Marlins and July 28 @ Phillies.
- ◆ Secured his first career save on Aug. 10 @ Brewers...converted his second save opportunity on Sept. 22 vs. Rockies...his 2 saves were fifth among National League rookie pitchers.

### 2009

- ◆ Was a combined 2-5 with a 2.19 ERA (15 ER in 61.2 IP) with 14 saves in a career-high 55 games between Double-A Midland and Triple-A Sacramento.
- ◆ Began the season at Midland and allowed just 1 earned run over his first 15 appearances...converted each of his first 6 save opportunities...did not allow a run over his final 11 games and 13.1 innings at Midland, including a season-high 2.1 scoreless innings of work on June 15 vs. Frisco.
- ◆ Compiled a 0.61 ERA (2 ER in 29.1 IP) and 11 saves in 27 relief appearances with Midland to earn a midseason promotion to Sacramento...was named to the Texas League midseason All-Star Team but did not pitch in the game as he was promoted on June 24.
- ◆ Owned a 3.62 ERA (13 ER in 32.1 IP) in 28 outings with the River Cats, going 2-3 with 3 saves and 33 strikeouts.
- ◆ Held the opposition scoreless over his first 4 games with Sacramento for a 15-game, 19.0-inning scoreless streak from May 24-July 6...capped the streak by striking out a season-high 4 batters in 2.0 shutout innings on July 6 @ Reno...posted a 1.38 ERA (2 ER in 13.0 IP) in 12 appearances in August...did not allow a run in 3 postseason appearances (2.2 IP, 3 H, 4 K).
- ◆ Ranked third in the A's farm system with 14 saves.
- ◆ Yielded just 2 home runs in 61.2 innings, while holding opponents to a .217 average (50-for-230), as right-handed hitters were just 30-for-139 (.216) and left-handed hitters were 20-for-91 (.220).
- ◆ Converted 11 of 12 save opportunities at Midland and 14 of 18 overall.
- ◆ Pitched for the Phoenix Desert Dogs in the Arizona Fall League and posted a 5.73 ERA with a save in 11 relief appearances.

### 2008

- ◆ Spent his first full professional season at Single-A Stockton and finished 5-2 with a career-high 18 saves and a 3.36 ERA (25 ER in 67.0 IP)...also posted career-highs in wins (5), innings pitched (67.0) and strikeouts (90).
- ◆ Finished second in the A's farm system and the California League in saves...also ranked second in the league with 54 games pitched and led all league relievers with an average of 12.09 strikeouts-per-9.0 innings.
- ◆ Posted a 2.52 ERA (10 ER in 35.2 IP) in 28 appearances before the All-Star break...owned a 1.56 ERA (6 ER in 34.2 IP) in 28 outings at home.
- ◆ Did not allow an earned run in 22 of his 26 outings from April 18-July 2...struck out a season-high 6 batters in 2.2 innings of relief on June 21 @ High Desert.

- ◆ Posted a 0.59 ERA (1 ER in 15.1 IP) and secured 5 saves in 10 appearances in June.
- ◆ Recorded a save in 6 postseason appearances for the Ports, going 0-1 with a 2.57 ERA (2 ER in 7.0 IP) with 6 strikeouts.
- ◆ Pitched for the North Shore Honu in the Hawaiian Winter League following the season.

## 2007

- ◆ Drafted by the A's in the third round of the First-Year Player Draft and was assigned to Single-A Stockton.
- ◆ Went a combined 0-1 with a 4.63 ERA (12 ER in 23.1 IP) with 4 saves in 20 games between Stockton and Single-A Kane County.
- ◆ Made his professional debut on July 3 vs. Modesto, allowing 2 earned runs in 1.0 inning of relief.
- ◆ Compiled a 7.07 ERA (11 ER in 14.0 IP) in 11 appearances with the Ports before being transferred to Kane County on Aug. 4.
- ◆ Finished the season with Kane County, posting a 0.96 ERA (1 ER in 9.1 IP), 4 saves and a .107 opponents average (3-for-28) in 9 games.
- ◆ Did not allow an earned run in his first 8 outings with the Cougars.
- ◆ Recorded his first professional save on Aug. 8 vs. Lansing.

## PERSONAL

- ◆ Samuel Vincent (Sam) Demel.
- ◆ Married to Jennifer.
- ◆ Graduated from Spring High School in Spring, Texas in 2004.
- ◆ Attended Texas Christian University and was a two-time All-Mountain West Conference selection as a reliever...also set the TCU single-season save record with 13 in 2007...was 18-12 with 20 saves and a 3.91 ERA in 75 career appearances for the Horned Frogs.

## CAREER TRANSACTIONS

- June 26, 2007 Signed by the Oakland Athletics as their third-round selection in the 2007 First-Year Player Draft.
- June 15, 2010 Traded to the Arizona Diamondbacks for OF Conor Jackson.

## DEMEL'S CAREER RECORD

YEAR	CLUB	W-L	ERA	G	GS	CG	SHO	SV	IP	H	R	ER	HR	HB	BB	SO	WP	BK
2007	Stockton	0-0	7.07	11	0	0	0	0	14.0	16	16	11	2	2	15	13	4	0
	Kane County	0-1	0.96	9	0	0	0	4	9.1	3	2	1	0	0	4	10	2	0
2008	Stockton	5-2	3.36	54	0	0	0	18	67.0	61	31	25	5	3	21	90	10	0
2009	Midland	0-2	0.61	27	0	0	0	11	29.1	23	5	2	1	0	9	26	1	0
	Sacramento	2-3	3.62	28	0	0	0	3	32.1	27	14	13	1	1	21	33	5	0
2010	Sacramento	2-0	1.26	22	0	0	0	6	28.2	22	6	4	1	1	9	28	1	0
	<b>ARIZONA</b>	2-1	5.35	37	0	0	0	2	37.0	42	27	22	5	1	12	33	5	0
	Minor League Totals	9-8	2.79	151	0	0	0	42	180.2	152	74	56	10	7	90	200	23	0
	Major League Totals	2-1	5.35	37	0	0	0	2	37.0	42	27	22	5	1	12	33	5	0

## DEMEL'S SINGLE-GAME BESTS

### STRIKEOUTS

- 3.....6/23/10 vs. NYY  
 3.....9/22/10 vs. COL  
 2.....6x (last: 8/22/10 vs. COL)

### INNINGS PITCHED

- 2.0.....3x (last: 7/28/10 @ PHI)  
 1.2.....2x (last: 9/22/10 vs. COL)  
 1.1.....8/18/10 vs. CIN

### WINNING STREAKS

- 1.....2x (last: Sept. 26, 2010)

### SAVE STREAKS

- 2.....Aug 10-Sept. 22, 2010

## FIELDING

YEAR	POS	G	PO	A	E	FPC
2010	P	37	3	5	0	1.000
Totals		37	3	5	0	1.000



# STEPHEN DREW

Infielder

6

<b>HEIGHT, WEIGHT:</b>	6-0, 190	<b>BORN:</b>	March 16, 1983
<b>BATS/THROWS:</b>	Left/Right		Hahira, Ga.
<b>OPENING DAY AGE:</b>	28		
<b>ML SERVICE:</b>	4 years, 79 days	<b>RESIDENCE:</b>	Valdosta, Ga.
<b>SIGNED THROUGH:</b>	2012, mutual option 2013		

## CAREER HIGHLIGHTS

Drew enters 2011 as the longest-tenured shortstop in team history with 633 games played following a season that saw him set career-highs in numerous offensive categories... ranks second in the NL with 577 games played at shortstop behind the Marlins' Hanley Ramirez since the beginning of the 2007 season...his .979 fielding percentage since 2007 ranks fourth among league shortstops that have played all 4 seasons... his 35 triples over the past three seasons lead the Majors...since 2008, ranks in the Top 10 among all MLB shortstops in runs scored, hits, doubles, triples, home runs and RBI...in 2008, was named the D-backs' Player of the Year by the Arizona chapter of the BBWAA after becoming the third shortstop in Major League history to notch 40 doubles, 10 triples and 20 home runs in a season, joining the Brewers' Robin Yount (1980, 1982) and Red Sox's Nomar Garciaparra (1997)...became the third D-backs player to hit for the cycle in franchise history and first-ever at Chase Field on Sept. 1, 2008 vs. St. Louis, going 5-for-5 and tying the franchise-mark for hits in a game...in 2006, was named by *Baseball America* as the organization's top prospect.

## 2010

- ◆ Compiled one of his best offensive seasons after setting new career highs with 62 walks, 10 stolen bases and a .352 on-base percentage while tying his career high with 12 triples...posted his second-highest career numbers with 151 games, .278 batting average, 565 at-bats, 83 runs, 157 hits, 33 doubles, 15 homers, .458 slugging percentage and .810 OPS...also saw career-best 3.96 pitches per plate appearance,
- ◆ His 12 triples led the team and ranked second in the NL.
- ◆ Became the longest-tenured shortstop in franchise history with 633 games played over five seasons...appeared in his 488th game at shortstop on April 6 vs. Padres, surpassing Tony Womack with 487 games played at shortstop from 1999-2003.
- ◆ Reached base safely via a hit or walk in 121 of 151 games and hit safely in 103 games overall.
- ◆ Among all-time D-backs' career leaders, ranks first with 46 triples, third with 258 extra-base hits, fourth with 669 hits, 147 doubles, 2,461 at-bats and 180 multi-hit games, fifth with 647 games, sixth with 332 runs scored, eighth with 65 homers, 276 RBI and 226 walks and 10th with 29 stolen bases
- ◆ Posted a career-high .984 fielding percentage with a career-low 10 errors in 607 total chances over 147 games at shortstop...his fielding percentage tied with the Rockies' Troy Tulowitzki for tops in the NL.
- ◆ Batted leadoff in 45 games and ranked first in slugging percentage (.538) and OPS (.912), second in on-base percentage (.374) and third in batting average (.310) among all leadoff hitters with a minimum of 40 games...hit leadoff homers on Aug. 25 @ Padres, Sept. 22 vs. Rockies and Sept. 29 @ Giants.
- ◆ Matched his career-high with 4 RBI on June 7 vs. Braves, Aug. 3 @ Cubs, Aug. 7 @ Nationals, Aug. 26 @ Padres and Sept. 23 vs. Rockies.
- ◆ Hit his first career inside-the-park home run in the season opener on April 5 vs. Padres...according to Elias, matched his brother, J.D. (Cardinals in 1999), to become first pair of brothers to have hit an inside-the-park homer since it was accomplished by the Bell brothers, George with the Blue Jays in 1984 and Juan with the Phillies in 1992...his inside-the-park home run was the sixth in club history and second by a D-backs' player at Chase Field (fifth all-time).
- ◆ Had a season-high 12-game hitting streak (.289, 13-for-45) from July 23-Aug. 5, the fourth-longest of his career and the second-longest on the team...reached base safely via a hit or walk in 22 straight games (.256, 20-for-78) from July 23-Aug. 15.
- ◆ Had his best offensive month in August, batting .310 (35-for-113) with 8 doubles, 2 triples, 8 homers and 19 RBI in 29 games...hit safely in 23 games and reached base safely via a hit or walk in 26 contests, including the first 15 games from Aug. 1-15.
- ◆ Hit 11 homers over the final two months after hitting only 4 home runs in the first four months, including no homers in June and July...snapped a 253-at-bat homerless stretch with a seventh-inning homer on Aug. 1 @ Mets.
- ◆ On Aug. 8 @ Brewers, became only the fifth D-backs' player to play in 600 games and collect 250 RBI, joining Luis Gonzalez (1,194/774), Steve Finley (849/479), Chad Tracy (704/318) and Jay Bell (616/304).
- ◆ On Aug. 11 @ Brewers, hit the last of four consecutive homers to tie the Major League record for the seventh time...his homer was preceded by Adam LaRoche, Miguel Montero and Mark Reynolds...it marked the third time a Drew had hit a homer in the 7 times the feat had been accomplished as his brother, J.D., hit the second of 4 straight homers for the Dodgers on Sept. 18, 2006 vs. Padres and for the Red Sox on April 22, 2007 vs. Yankees.
- ◆ Had his first career 2-homer game on Aug. 25 @ Padres, which included his first leadoff homer of the season...added 2 doubles for 4 extra-base hits in the game, matching his career-high for a second time.

## 2009

- ◆ Put together a solid campaign, including a career-high 12 triples that tied for second-most in the Majors, after rebounding from a slow start and an early-season trip to the disabled list.
- ◆ Among NL shortstops, ranked first with 12 triples, fourth with 29 doubles, fifth with a .428 slugging percentage, sixth

with 12 home runs, 65 RBI and 49 walks and eighth with a .261 batting average and .320 on-base percentage.

- ◆ Was one of the hardest hitters to double up, ranking third in the NL with a ratio of 133.3 at-bats per ground-into-double-play, while his 3.6 percent of ground-into-double-plays ranked tied for 10th in the Majors.
- ◆ In his first 31 games through May 31, batted .211 (23-for-109) with 6 doubles, 1 triple, 2 home runs, 15 RBI, a .286 on-base percentage and .339 slugging percentage...in his final 104 games from June 1 through the end of the season, batted .274 (116-for-424) with 23 doubles, 11 triples, 10 home runs, 50 RBI, a .330 on-base percentage and a .450 slugging percentage.
- ◆ Batted leadoff 43 times, hitting .301 (55-for-183) with 11 doubles, 6 triples, 7 home runs, 25 RBI, a .352 on-base percentage and .541 slugging percentage.
- ◆ His .980 fielding percentage was fifth among shortstops in the NL.
- ◆ Batted .294 (78-for-265) in 70 home games and .228 (61-for-268) in 65 road affairs.
- ◆ Placed on disabled list from April 26 (retroactive to April 25) with a left hamstring strain.
- ◆ Had a season-high 14-game hitting streak from May 26-June 10, the second-longest streak of his career, during which he batted .344 (21-for-61) with 5 multi-hit games.
- ◆ His 32-game errorless streak from June 17-July 28 was tops among big league shortstops during that span and tied for the 12th-longest among shortstops on the season with the Tigers' Ramon Santiago and Athletics' Cliff Pennington.
- ◆ Matched his career-high with 4 RBI on Aug. 7 @ Nationals.
- ◆ Hit his third career leadoff home run on Aug. 18 @ Phillies.
- ◆ Hit safely in 21 of his final 23 games (.278, 27-for-97) to close the season.

## 2008

- ◆ Established himself as one of the top shortstops in the National League after posting career-bests with a .291 batting average, 91 runs, 178 hits, 44 doubles, 21 home runs and 67 RBI in 152 games...he also had a then-career-best 11 triples.
- ◆ Became the third shortstop in Major League history to collect at least 40 doubles, 10 triples and 20 home runs in a season...Milwaukee's Robin Yount did so in 1980 and 1982 followed by Boston's Nomar Garciaparra in 1997.
- ◆ Among NL batters, ranked tied for second in triples, tied for fourth in doubles, fifth with 53 multi-hit games, eighth in hits and extra-base hits (76)...was also third among NL shortstops in homers and fifth in batting average.
- ◆ Was tops among NL shortstops after the All-Star break with 88 hits and 23 doubles, tied for first with 34 RBI, second with a .326 batting average (88-for-270) and 6 triples, and third with 9 home runs and 43 runs scored.
- ◆ Joined Steve Finley as the only other player in D-backs history to record double-digits in doubles, triples and home runs in the same season, as Finley did it in 1999 (32/10/34) and 2003 (24/10/22).
- ◆ Honored by the Arizona chapter of the Baseball Writers Association of America as the D-backs' Player of Year.
- ◆ Tied a team-record and established a career-best after going 5-for-5 (single, 2 doubles, triple, home run, 3 runs) to become the third D-backs player to hit for the cycle on Sept. 1 vs. Cardinals, joining Greg Colbrunn (Sept. 18, 2002 @ Astros) and Luis Gonzalez (July 5, 2000 @ Padres)...it was the first cycle at Chase Field and the fourth of the season in the Majors (Washington's Cristian Guzman vs. Dodgers on Aug. 28; Minnesota's Carlos Gomez vs. White Sox on May 7; Atlanta's Mark Kotsay vs. Cubs on Aug. 14)...Seattle's Adrian Beltre became the fifth player in the Majors to hit for the cycle later that night @ Rangers...it was the 12th time in franchise history (ninth in a 9.0-inning game) that a player collected 5 hits.
- ◆ Hit a game-winning solo home run in the 10th inning on April 6 @ Rockies after entering the game to play shortstop in the ninth inning.
- ◆ Collected 4 hits on 3 occasions; May 15 vs. Rockies, July 20 vs. Dodgers and Sept. 17 vs. Giants.
- ◆ Homered on June 9 @ Pirates and June 10 @ Mets, the second consecutive-game homer stretch of his career (also on July 31 and Aug. 3, 2006 @ Cubs).
- ◆ Batted .325 (27-for-83) during a career-high 17-game hitting streak from July 29-Aug. 15.
- ◆ Fielding percentage of .976 ranked fifth among NL shortstops.

## 2007

- ◆ Broke camp as the opening day shortstop for the first time in his career.
- ◆ Hit his first career walk-off home run, a 2-run shot off Trevor Hoffman, on April 25 vs. Padres.
- ◆ Strung together a season-high 7-game hit streak from Aug. 29-Sept. 4, batting .320 (8-for-25) with 2 doubles, a home run and 4 RBI.
- ◆ From Sept. 12 through the remainder of the season, he hit .333 (18-for-54) with 2 doubles, 1 triple, 1 home run and 10 RBI...collected 4 consecutive multi-hit games over that stretch, including back-to-back 3-hit performances on Sept. 27 and 28.

**2007 POSTSEASON HIGHLIGHTS:** Led the D-backs with a .500 average (7-for-14) and had 4 runs scored, a double, triple, 2 home runs and 4 RBI in 3-game NLDS sweep vs. Cubs...batted .294 (5-for-17) with 2 runs scored and a walk in all 4 NLCS games vs. Rockies.

## 2006

- ◆ Recalled from Triple-A Tucson on July 15 and made his Major League debut that evening.
- ◆ Entered the season ranked as the fifth-best prospect in baseball, according to *Baseball America*.
- ◆ Collected his first Major League hit on July 17, a single off the Dodgers' Aaron Sele.
- ◆ Recorded a 9-game hitting streak (.361, 13-for-36) from July 17-26.
- ◆ Smacked his first Major League home run, a solo shot off Glendon Rusch, on July 31 @ Cubs.
- ◆ Posted a then-career-best 4 RBI during the first game of a doubleheader on Aug. 3 @ Cubs.
- ◆ Hit safely in 13 straight games from July 31-Aug. 16 (.377, 20-for-53).

- ♦ Hit .345 (30-for-87) with 6 doubles, 2 triples, 2 home runs and 14 RBI in August.
- ♦ Hit .284 (97-for-342) with 13 home runs and 51 RBI in 83 games with Tucson prior to his call to the big leagues.
- ♦ Rated by *Baseball America* as the Pacific Coast League's Best Defensive Shortstop.

## 2005

- ♦ Signed with the D-backs on May 31, 2005 after he was the organization's first-round pick (15th overall selection) in the 2004 First-Year Player Draft.
- ♦ Prior to joining the D-backs' organization, he signed with the Camden Riversharks of the independent Atlantic League on April 20, 2005, and hit .427 in 19 games (35-for-82) with 8 walks, 8 doubles, 3 triples, 4 home runs and 18 RBI.
- ♦ Led the Atlantic League in batting, slugging (.744) and on-base percentage (.484).
- ♦ After inking a contract with Arizona, he was assigned to Single-A Advanced Lancaster and led the JetHawks in slugging (.738) and on-base (.486) percentages.
- ♦ Had a 16-game hitting streak beginning on June 30, during which he batted .385 (25-for-65) with 9 doubles, 6 home runs and 20 RBI.
- ♦ Homered in 4 consecutive contests (5 total) from July 5-8.
- ♦ Was selected the farm system's Player of the Month for July, batting .393 with 7 homers and 28 RBI.
- ♦ Closed his time with Lancaster with a 12-game hitting streak, going 22-for-43 (.512) before his promotion to Double-A Tennessee after July 31 game.
- ♦ Played for the Arizona Fall League-champion Phoenix Desert Dogs, batting .337 (30-for-89) with 6 home runs and 17 RBI in 23 games.
- ♦ Tied for the league lead with 4 triples, finished third in the loop with a .738 slugging percentage, tied for third with 25 runs and fourth with both a .439 on-base percentage and 17 extra-base hits.
- ♦ Selected as a shortstop on the Arizona Fall League All-Star Team.

## PERSONAL

- ♦ Stephen O. Drew.
- ♦ He and his wife, Laura, have a son, Hank.
- ♦ Graduated in 2001 from Lowndes County High School in Valdosta, Ga.
- ♦ Attended Florida State University, where as a junior he batted .353 with 71 hits, 14 doubles, 6 triples, 14 home runs and 52 RBI in 51 games.
- ♦ Named 2002 ACC Rookie of the Year as well as Freshman of the Year by *Baseball America*, and second team All-America by *Collegiate Baseball* in 2004...selected to the All-ACC Team and the All-Tournament Team at the 2004 ACC Tournament.
- ♦ Is the brother of J.D. Drew (Boston Red Sox) and Tim Drew, all three of whom were first-round selections...J.D. and Tim are the only set of brothers ever to be selected in the first round of the First-Year Player Draft in the same year.

## CAREER TRANSACTIONS

May 31, 2005	Signed by the Arizona Diamondbacks as their first-round selection (15th overall) in the 2004 First-Year Player Draft.
June 15-29, 2005	Disabled list (strained right hamstring).
April 26-May 11, 2009	Disabled list (strained left hamstring).



## DREW'S CAREER RECORD

YEAR	CLUB	AVG	G	AB	R	H	2B	3B	HR	RBI	SH	SF	HP	BB	SO	SB-CS	E
2005	Lancaster	.389	38	149	33	58	16	3	10	39	0	0	2	26	25	1-1	8
	Tennessee	.218	27	101	11	22	5	0	4	13	0	0	0	12	24	2-3	8
2006	Tucson	.284	83	342	55	97	16	3	13	51	1	7	0	33	50	3-3	15
	<b>ARIZONA</b>	.316	59	209	27	66	13	7	5	23	2	1	0	14	50	2-0	5
2007	<b>ARIZONA</b>	.238	150	543	60	129	28	4	12	60	5	8	3	60	100	9-0	17
2008	<b>ARIZONA</b>	.291	152	611	91	178	44	11	21	67	3	7	1	41	109	3-3	14
2009	<b>ARIZONA</b>	.261	135	533	71	139	29	12	12	65	5	7	1	49	87	5-1	11
	+Reno	.333	2	9	0	3	0	1	0	1	0	0	0	0	1	0-0	1
2010	<b>ARIZONA</b>	.278	151	565	83	157	33	12	15	61	2	1	3	62	108	10-5	10
Minor League Totals		.315	169	683	116	215	45	10	31	122	2	7	3	79	118	6-7	40
Major League Totals		.272	647	2461	332	669	147	46	65	276	17	24	8	226	454	29-9	57

+ Minor League injury rehab

### DIVISION SERIES RECORD

YEAR	CLUB	AVG	G	AB	R	H	2B	3B	HR	RBI	SH	SF	HP	BB	SO	SB-CS	E
2007	<b>ARZ</b> vs. CHC	.500	3	14	4	7	1	1	2	4	0	0	0	0	5	1-0	0
Totals		.500	3	14	4	7	1	1	2	4	0	0	0	0	5	1-0	0

### LEAGUE CHAMPIONSHIP SERIES RECORD

YEAR	CLUB	AVG	G	AB	R	H	2B	3B	HR	RBI	SH	SF	HP	BB	SO	SB-CS	E
2007	<b>ARZ</b> vs. COL	.294	24	17	2	5	0	0	0	0	0	0	0	1	2	0-0	0
Totals		.294	24	17	2	5	0	0	0	0	0	0	0	1	2	0-0	0

## DREW'S SINGLE-GAME BESTS

### HITS

5.....9/1/08 vs. STL  
4.....7x (last: 8/29/10 @ SF)

### HOME RUNS

2.....8/25/10 @ SD  
1.....50x (last: 9/3/09 @ LAD)

### RBI

4.....5x (last: 9/23/10 vs. COL)  
3.....14x (last: 8/29/10 @ SF)

### RUNS

3.....5x (last: 7/8/10 vs. FLA)

### HITTING STREAKS

17.....July 29-Aug. 15, 2008  
14.....May 26-June 10, 2009  
13.....July 31-Aug. 16, 2006  
12.....July 23-Aug. 5, 2010  
11.....2x (last: July 19-29, 2009)

### HIT FOR CYCLE

1.....9/1/2008 vs. STL

## FIELDING

YEAR	POS	G	PO	A	E	FPC
2006	SS	56	74	149	5	.978
2007	SS	147	212	409	17	.973
2008	SS	151	190	378	14	.976
2009	SS	132	173	362	11	.980
2010	SS	147	206	391	10	.984
Totals		633	855	1689	57	.978

## LEAD-OFF HOME RUNS (6)

GAME	PITCHER
8/8/08 vs. ATL	Jorge Campillo
8/24/08 vs. FLA	Ricky Nolasco
8/18/09 @ PHI	Pedro Martinez
8/25/10 @ SD	Wade LeBlanc
9/22/10 vs. COL	Ubaldo Jimenez
9/29/10 @ SF	Tim Lincecum

## PINCH-HIT HOME RUNS (1)

GAME	PITCHER
9/30/06 vs. SD	Cla Meredith

## WALK-OFF HOME RUNS (1)

GAME	PITCHER
4/25/07 vs. SD	Trevor Hoffman

## INSIDE THE PARK HOME RUNS (1)

GAME	PITCHER
4/5/10 VS. SD	Jon Garland



# ZACH DUKE

Left-handed Pitcher

19

<b>HEIGHT, WEIGHT:</b>	6-1, 205	<b>BORN:</b>	April 19, 1983
<b>BATS/THROWS:</b>	Left/Left		Clifton, Texas
<b>OPENING DAY AGE:</b>	27		
<b>ML SERVICE:</b>	5 years, 94 days	<b>RESIDENCE:</b>	Fort Worth, Texas
<b>SIGNED THROUGH:</b>	2011, mutual option 2012		

NATIONAL LEAGUE ALL-STAR (1): 2009

## CAREER HIGHLIGHTS

Duke joins the D-backs organization after spending parts of 6 seasons with the Pittsburgh Pirates...is the all-time winningest pitcher in the 10 seasons at PNC Park, going 31-31 in 81 career starts...enters 2011 tied with the seventh-lowest run support (4.86) over the past five seasons among National League pitchers who have pitched a minimum of 800.0 innings...named to his first All-Star Game in 2009...made his lone Major League relief appearance on Sept. 15, 2007...was a two-time National League Rookie of the Month winner in 2005 (July and August) and was named to the 2005 MLB Futures Team.

## 2010

- ◆ Ranked second on the Pirates with 8 wins, 29 games started and 159.0 innings pitched...led the team with 5 wins and 15 starts after the All-Star break.
- ◆ His 15 losses were tied for the second-highest total in the NL behind the D-backs' Rodrigo Lopez (16).
- ◆ Allowed the third-highest amount of runs (115) in the NL while opponents batted a league-high .321 (212-for-660) against him.
- ◆ Was the Pirates' Opening Day starter for the second time in his career (also in 2007) and won an 11-5 decision vs. Dodgers.
- ◆ Snapped a 4-game losing streak with a 2-1 win over Roy Halladay @ Phillies on May 18.
- ◆ Placed on the disabled list with a ulnar flexor strain in his left elbow on June 23 (retro to June 17)...reinstated on July 14.
- ◆ Allowed 2 runs in 7.0 innings while making 2 rehab starts with Double-A Altoona on July 5 and July 10.
- ◆ Won back-to-back starts on July 21 vs. Brewers and July 27 @ Rockies.
- ◆ Tossed a season-high 7.1 innings in a no-decision vs. D-backs on Sept. 19.
- ◆ Collected 2 doubles and a team-high 8 sacrifice bunts at the plate...failed to record an RBI for the first time in his career and went hitless in his final 21 at-bats.

## 2009

- ◆ Named to his first All-Star Team after establishing a career-high with 11 wins...tied for the team lead in wins with Ross Ohlendorf.
- ◆ Led the pitching staff and ranked 12th in the NL with 213.0 innings pitched...tied for third in the NL with 3 complete games, the most by a Pirates pitcher since Jeff Suppan had 3 complete games in 2003.
- ◆ Ranked seventh in the NL with 2.1 walks-per-9.0 innings.
- ◆ Led the NL with 16 losses and ranked second in hits allowed (231) behind the Braves' Derek Lowe (232).
- ◆ Received a total of 23 runs of support in the 16 games he lost and 93 runs in the 11 games he won.
- ◆ Went 8-5 with a 3.09 ERA (36 ER in 105.0 IP) in his first 15 starts through June 24 and 3-11 with a 5.00 ERA (60 ER in 108.0 IP) in his final 17 starts.
- ◆ Tossed a 4-hit shutout in the Pirates' home opener on April 13 vs. Astros...was the first complete game shutout in a home opener since John Candelaria tossed a 7-hitter on April 7, 1978 vs. Cubs in a 1-0 victory over Rick Reuschel.
- ◆ Threw just 88 pitches in a complete game, 2-0 loss @ White Sox on May 22.
- ◆ Won his fifth straight start at home on June 24 vs. Indians.
- ◆ Tossed 7.0 scoreless innings in a no-decision against Matt Cain @ Giants on July 29.
- ◆ Snapped a streak of 15 straight starts with at least 6.0 innings pitched on Aug. 4 vs. D-backs.
- ◆ Tossed at least 7.0 innings in 3 consecutive starts from Aug. 9-22.
- ◆ Started the team's final home game on Sept. 28 vs. Dodgers and won an 11-1 decision...lost the shutout in the ninth inning and was removed with 1 out remaining in the game.
- ◆ Went 12-for-60 (.200) with 2 doubles and 5 RBI at the plate...tied for fifth among NL pitchers with 12 hits and tied for fourth among NL batters with 14 sacrifice bunts.

## 2008

- ◆ Tied for the team lead with 31 starts and ranked second behind Paul Maholm (206.1 IP) with 185.0 innings pitched...led the pitching staff with 4 caught stealings.
- ◆ Tied for fourth in the NL with 14 losses and ranked second with 230 hits allowed behind the Rockies' Aaron Cook (236)...ranked fourth in the NL with 111 runs allowed.
- ◆ Posted a 2.89 ERA (6 ER in 18.2 IP) in his first 3 starts, but received no-decisions in each outing.
- ◆ Picked up his first win of the season on May 6 vs. Giants...was his first win since June 12, 2007.
- ◆ Tossed 6.0 scoreless innings of a combined 5-0 shutout vs. Braves in Game 1 of a doubleheader on May 12.
- ◆ Posted a 3.13 ERA (11 ER in 31.2 IP) over 5 starts in June.

- ◆ Lost a career-high 9 straight decisions from June 25-Aug. 27, the longest losing streak by a Pirates pitcher since Jose DeLeon lost 11 straight games in 1985.
- ◆ Tossed a 6-hit shutout on Sept. 5 @ Giants, snapping his 9-game losing streak and winning his first road game since May 27, 2007 @ Reds.
- ◆ Posted a 2.67 ERA (10 ER in 33.2 IP) over his last 5 starts.

## 2007

- ◆ Was the Pirates' Opening Day starter on April 2...gave up 2 runs over 7.0 innings but did not factor in the 4-2, 10 inning win @ Astros.
- ◆ Picked up his first win of the season while snapping a personal 10-game road losing streak on April 8 @ Reds.
- ◆ Snapped a 5-game losing streak with the 14-10 win on May 27 @ Reds.
- ◆ Placed on the disabled list on July 1 (retro to June 29) with left elbow tendinitis...diagnosed with irritation of the ulnar collateral ligament on July 2 and a second opinion by Dr. James Andrews in Pensacola, Fla. on July 6 confirmed Pirates diagnosis.
- ◆ Transferred to the 60-day disabled list on Aug. 14.
- ◆ Threw 43 pitches in first rehab start with GCL Pirates on Aug. 22...tossed 40 pitches in second rehab start with GCL Pirates on Aug. 21.
- ◆ Suffered the loss while making rehab start with Triple-A Indianapolis on Sept. 1...made fourth and final rehab start with State College in the New York-Penn League on Sept. 6.
- ◆ Reinstated from the disabled list on Sept. 11.
- ◆ Made his first professional relief appearance on Sept. 15 @ Astros, allowing a run over 3.0 innings.
- ◆ Went 0-1 with a 4.09 ERA (5 ER in 11.0 IP) in his final 2 starts.
- ◆ Went 8-for-32 (.250) with 3 RBI at the plate...hit safely in 3 of his last 4 starts.

## 2006

- ◆ Led the team with 34 starts and 215.1 innings pitched during his first full season in the Majors with the Pirates...his 215 innings of work were the most by a Pirates pitcher since Kris Benson tossed 217.2 innings in 2000 and the most by a Pirates left-hander since Zane Smith logged 228.0 innings in 1991.
- ◆ Led the NL with 255 hits allowed and tied for third with 15 losses.
- ◆ Pitched at least 6.0 innings in 26 of his 34 starts, including each of his last 12.
- ◆ Recorded the team's only 2 complete games (May 2 @ Cubs and Aug. 11 vs. Cardinals).
- ◆ Had 14 of his 34 starts decided by 1 run.
- ◆ Went 9-4 in 17 starts at home and 1-11 in 17 road starts...lost each of his last 10 decisions on the road after winning @ Cubs on May 2.
- ◆ Started the home opener on April 10 vs. Dodgers.
- ◆ Scattered 5 hits while tossing his first career complete game and shutout in the Pirates' 8-0 win @ Cubs on May 2.
- ◆ Lost 4 straight starts from May 7-24, over which he posted a 5.76 ERA (16 ER in 25.0 IP).
- ◆ Issued a career-high 6 walks in a 4-1 loss on May 19 @ Indians.
- ◆ Went 6 consecutive starts without allowing a home run (32.0 IP) from June 14-July 9.
- ◆ Surrendered a career-high 8 runs (6 earned) in 12-8 loss on July 24 @ Brewers.
- ◆ Tossed his second complete game in the 7-1 win on Aug. 11 vs. Cardinals.
- ◆ Suffered losses in his last 2 starts as the team scored a total of 2 runs with him on the mound.
- ◆ Posted a 2.30 ERA (11 ER in 43.0 IP) in his last 6 starts, the sixth-best ERA in the NL during the final month.
- ◆ Went 13-for-68 (.191) with 3 doubles, 7 RBI and 9 sacrifice bunts at the plate...had a 4-game hitting streak from May 29-June 14 and hit safely in 6 of his 8 starts from May 29-July 4...went 2-for-3 with a career-high 3 RBI on June 14 vs. Cardinals...also collected 2 hits on Aug. 5 @ Cubs.

## 2005

- ◆ Finished fifth in the BBWAA voting for NL Rookie of the Year after going 8-2 with a 1.81 ERA (17 ER in 84.2 IP) with 23 walks and 58 strikeouts over 14 starts after a midseason call-up for his first taste of the Majors.
- ◆ Led all NL rookies in ERA and tied for third in wins.
- ◆ Went 20-5 with a 2.43 ERA in 30 combined starts between Triple-A and the Majors.
- ◆ Named the Most Valuable Pitcher of the International League and was selected to the league's post-season All-Star Team.
- ◆ Named to Topps' Triple-A All-Star Team following the season.
- ◆ Opened the season with Triple-A Indianapolis and was the team's Opening Day starter vs. Pawtucket in a matchup against the rehabbing Curt Schilling.
- ◆ Won 4 straight starts from April 17-May 3.
- ◆ Tossed 6.2 shutout innings and struck out a season-high 11 batters while picking up his fourth straight win on May 3 @ Toledo.
- ◆ Went 4-2 with a 2.23 ERA (10 ER in 40.1 IP) in 6 starts during May and was named Topps' IL Player of the Month.
- ◆ Went 4-0 with a 2.65 ERA over 5 starts in June and won 7 of his last 8 Triple-A decisions.
- ◆ Tossed at least 6.0 innings and was charged with 3 earned runs or less in each of his final 9 starts with Indianapolis...charged with 3 earned runs or less in 14 of his 16 Triple-A starts overall.
- ◆ Had his contract purchased by the Pirates on July 1.
- ◆ Was selected to the IL mid-season All-Star team and was scheduled to participate in the MLB Futures Game in Detroit on July 10, but missed both due to his call-up to the big leagues.
- ◆ Made his Major League debut on July 2 @ Brewers and received a no-decision in the 5-3 loss...struck out 9 batters in the game, the most by a Pirates pitcher in his big league debut since Tim Wakefield had 10 strikeouts on July 31, 1992 vs. Cardinals.

- ◆ Tossed 7.0 shutout innings and picked up his first big league win on July 7 vs. Phillies.
- ◆ Pitched 8.0 innings of a combined 3-0 shutout on July 16 @ Cubs...also collected his first career RBI with a sacrifice fly in the game.
- ◆ Strung together a 22.0 inning scoreless streak from July 2-21, the longest such streak by an NL rookie since the Astros' Roy Oswalt had a 24.0 inning scoreless streak in 2001.
- ◆ Allowed 1 unearned run while improving to 3-0 on July 21 vs. Rockies.
- ◆ Worked 2.0 scoreless innings but did not return following a 42-minute rain delay on July 27 @ Marlins.
- ◆ Named NL Rookie of the Month for July after ending the month with a 0.87 ERA (3 ER in 31.0 IP), the best mark among all starting pitchers in the Majors.
- ◆ Became the first Pirates pitcher to win his first 4 decisions, all as a starter, since Jim Nelson did so in 1980, after winning a 4-2 decision on Aug. 1 @ Braves.
- ◆ Allowed a run in the fifth inning of his Aug. 1 start @ Braves and snapped a streak of 30.0 consecutive innings without allowing an earned run.
- ◆ Posted a 0.92 ERA after his first 6 starts to become 1 of only 4 pitchers during the "live ball era" to record an ERA below 1.00 after their first 6 starts, joining the Dodgers' Fernando Valenzuela (0.33 ERA in 1981), Red Sox's Booe Ferriss (0.50 ERA in 1945) and Expos' Steve Rogers (0.88 ERA in 1973).
- ◆ Became the second Pirates rookie starter to win his first 5 decisions (also Whitey Glazner in 1921) after picking up the win on Aug. 6 vs. Dodgers.
- ◆ Snapped a 0-for-19 start to his hitting career with a hit on Aug. 18 @ Mets.
- ◆ Left his start on Aug. 23 vs. Cardinals after 2.0 innings due to a sprained left ankle he suffered while retreating to second base on a line drive to shortstop...placed on the disabled list on Aug. 27 (retro to Aug. 24)...reinstated on Sept. 16.
- ◆ Went 3-0 with a 2.83 ERA in 5 August starts and was named NL Rookie of the Month for the second consecutive month.
- ◆ Suffered his first loss on Sept. 16 vs. Reds (Game 1).
- ◆ Posted his first career 2-hit game on Sept. 27 @ Cubs.
- ◆ Won his final start on Oct 2 vs. Brewers after allowing just 1 run over 7.0 innings.
- ◆ Was recognized by *Baseball America* as the 34th-best prospect in the publication's list of 100 top prospects prior to the 2005 season.

## 2004

- ◆ Led all minor league pitchers with a 1.46 ERA (24 ER in 148.1 IP), while his 15 wins were tied for third-most.
- ◆ Went 15-6 over a combined 26 starts between Single-A Lynchburg and Double-A Altoona...limited opponents to a .214 average and 5 home runs between the two teams.
- ◆ Garnered the Pirates' Minor League Pitcher of the Year and Carolina League Pitcher of the Year honors.
- ◆ Opened the season with Lynchburg...did not allow more than 2 earned runs in any of his 17 starts with the Hillcats, including 1 earned run or less in 14 outings.
- ◆ Gave up a total of 7 earned runs in his 5 losses with Lynchburg, while receiving just 4 runs of support during those games.
- ◆ Struck out 7 or more batters 8 times with Lynchburg, including striking out 9 batters on 3 occasions: April 23 vs. Salem, April 29 @ Kinston and June 26 vs. Myrtle Beach.
- ◆ Went 3-0 without allowing an earned run over 3 starts from April 23-May 4, during which he struck out 25 batters in 19.1 innings of work.
- ◆ Struck out the side in his lone inning of work in the Carolina-California League All-Star Game on June 28 @ San Bernardino.
- ◆ Led the CL with 10 wins, a 1.39 ERA and 106 strikeouts at the time of his promotion to Altoona on July 16.
- ◆ Tossed 6.0 scoreless innings and won his Double-A debut on July 17 vs. Reading.
- ◆ Allowed his first home run since May 9 and allowed 3 earned runs in a game for the first time in the no-decision on Aug. 16 @ Harrisburg.
- ◆ Allowed an unearned run over 6.0 innings and earned the win in Altoona's 14-2 win over Erie in Game 1 of the Eastern League Divisional Playoffs on Sept. 9...did not factor in Game 1 of the Eastern League Championship series vs. New Hampshire on Sept. 14.
- ◆ Was tabbed by *Baseball America* as the sixth-best prospect in the Eastern League following the 2004 season and the best pitching prospect (fourth-best prospect overall) in the Carolina League.

## 2003

- ◆ Spent the entire season with Single-A Hickory.
- ◆ Tied for seventh among all Pirates minor leaguers with a 3.11 ERA (49 ER in 141.2 IP), tied for third with 26 starts, tied for eighth with 141.2 innings pitched and tied for sixth with 113 strikeouts.
- ◆ Held opponents scoreless for 13.0 consecutive innings on two occasions.
- ◆ Opened the season with a 3-0 record and 1.38 ERA (6 ER in 39.0 IP) over his first 7 starts...also held opponents to a .185 batting average in those contests.
- ◆ Tossed a 7.0 innings, 1-hit complete game on June 12 @ Rome (Game 1).
- ◆ Named to the South Atlantic League mid-season All-Star Team.
- ◆ Went 1-2 with a 2.17 ERA (7 ER in 29.0 IP) in his final 5 starts.

## 2002

- ◆ Made his professional debut with Rookie League GCL Pirates.
- ◆ Led all Gulf Coast pitchers with 8 wins, tied for second with a shutout, was third with a .185 opponents average, tied for fourth with 11 games started and was fifth with a 1.95 ERA (13 ER in 60.0 IP)...also finished third in runners-per-9.0 innings pitched among starters (9.00).

- ♦ Tossed a 2-hitter vs. GCL Orioles on July 23.
- ♦ Won his first 8 professional games before suffering his first lost to the GCL Reds on Aug. 22.

### PERSONAL

- ♦ Zachary Thomas Duke.
- ♦ He and his wife, Kristin, have a daughter, Madison.
- ♦ Graduated from Midway High School in Waco, Texas...member of Team Texas-Sun Belt Tournament Champions... named an All-Area MVP, All-State and a Scouts Association All-Star...named All-District for three seasons.
- ♦ Participated in the Pirates annual winter caravan for three years (2006-08).
- ♦ He and his wife invited kids from the Pittsburgh Project (Northside-based non-profit community development organization with a 24-year track record of developing leaders and serving the city's most vulnerable residents) to join them at PNC Park for baseball games in 2009...since his uniform number was 57, he and Kristin selected 5 dates for these special events with 7 kids coming to each game...on each date, the kids came to the ballpark early, spent time with Zach and Kristin, watched batting practice, met other players and stayed for the game as guests of the team... Zach and Kristin also provided each child with complimentary concession vouchers.
- ♦ Co-hosted the Annual Players 4 Kids Gala benefitting the Pittsburgh Kids Foundation in 2009.

### CAREER TRANSACTIONS

July 31, 2001 Signed by the Pittsburgh Pirates as their 20th-round selection in the 2001 First-Year Player Draft.

Aug. 24-Sept. 16, 2005 Disabled list (left ankle sprain).

June 29-Sept. 11, 2007 Disabled list (left elbow tendinitis and irritation of ulnar collateral ligament).

June 17-July 12, 2010 Disabled list (left elbow ulnar flexor strain).

Nov. 24, 2010 Traded to the Arizona Diamondbacks for RHP Cesar Valdez.

## DUKE'S CAREER RECORD

YEAR	CLUB	W-L	ERA	G	GS	CG	SHO	SV	IP	H	R	ER	HR	HB	BB	SO	WP	BK
2002	GCL Pirates	8-1	1.95	11	11	1	1	0	60.0	38	15	13	2	4	18	48	1	0
2003	Hickory	8-7	3.11	26	26	1	1	0	141.2	124	66	49	7	5	46	113	2	2
2004	Lynchburg	10-5	1.39	17	17	1	0	0	97.0	73	24	15	3	5	20	106	1	0
	Altoona	5-1	1.58	9	9	0	0	0	51.1	41	11	9	2	1	10	36	1	1
2005	Indianapolis	12-3	2.92	16	16	1	0	0	108.0	108	39	35	8	2	23	66	1	2
	PITTSBURGH	8-2	1.81	14	14	0	0	0	84.2	79	20	17	3	2	23	58	1	0
2006	PITTSBURGH	10-15	4.47	34	34	2	1	0	215.1	255	116	107	17	7	68	117	8	1
2007	+GCL Pirates	0-0	1.35	2	2	0	0	0	6.2	5	1	1	0	0	2	3	0	0
	+Indianapolis	0-1	4.91	1	1	0	0	0	3.2	7	2	2	0	0	2	1	0	0
	+State College	1-0	1.59	1	1	0	0	0	5.2	3	1	1	0	1	2	3	0	0
	PITTSBURGH	3-8	5.53	20	19	0	0	0	107.1	161	74	66	14	3	25	41	0	1
2008	PITTSBURGH	5-14	4.82	31	31	1	1	0	185.0	230	111	99	19	7	47	87	2	2
2009	PITTSBURGH	11-16	4.06	32	32	3	1	0	213.0	231	101	96	23	3	49	106	2	1
2010	PITTSBURGH	8-15	5.72	29	29	0	0	0	159.0	212	115	101	25	4	51	96	4	3
	+Altoona	0-0	2.57	2	2	0	0	0	7.0	5	2	2	1	0	1	1	0	0
Minor League Totals		44-18	2.38	85	85	4	2	0	481.0	404	161	127	23	18	124	377	6	5
Major League Totals		45-70	4.54	160	159	6	3	0	964.1	1168	537	486	101	26	263	505	17	8

+ Minor League injury rehab

YEAR	CLUB	W-L	ERA	G	GS	CG	SHO	SV	IP	H	R	ER	HR	HB	BB	SO	WP	BK
2009	St. Louis - NL																	

Selected but did not play

## DUKE'S SINGLE-GAME BESTS

### STRIKEOUTS

9.....7/2/05 @ MIL  
8.....7/7/05 vs. PHI  
7.....5x (last: 5/7/10 vs. STL)  
6.....9x (last: 9/28/09 vs. LAD)

### INNINGS PITCHED (starter)

9.0.....4x (last: 4/13/09 vs. HOU)  
8.2.....9/28/09 vs. LAD  
8.1.....2x (last: 4/25/09 @ SD)  
8.0.....9x (last: 7/10/09 @ CWS)

### COMPLETE GAMES

6x (last: 7/10/09 @ PHI)

### SHUTOUTS

3x (last: 4/13/09 vs. HOU)

### INNINGS PITCHED (reliever)

3.0.....9/15/07 @ HOU

### WINNING STREAKS

6.....July 7-Aug. 18, 2005  
3.....May 29-June 14, 2006

### FIELDING

YEAR	POS	G	PO	A	E	FPC
2005	P	14	4	15	0	1.000
2006	P	34	8	52	1	.984
2007	P	20	2	22	0	1.000
2008	P	31	11	39	2	.962
2009	P	32	16	35	2	.962
2010	P	29	11	23	0	1.000
Totals		160	52	186	5	.979

### HITTING TOTALS

YEAR	AVG	AB	H	HR	RBI
2005	.143	28	4	0	1
2006	.191	68	13	0	7
2007	.250	32	8	0	3
2008	.158	57	9	0	1
2009	.200	60	12	0	5
2010	.063	48	3	0	0
Totals	.167	293	49	0	17





# BARRY ENRIGHT

Right-handed Pitcher

54

**HEIGHT, WEIGHT:** 6-3, 220  
**BATS/THROWS:** Right/Right  
**OPENING DAY AGE:** 25  
**ML SERVICE:** 96 days  
**SIGNED THROUGH:** 2011

**BORN:** March 30, 1986  
 Stockton, Calif.  
**RESIDENCE:** Chandler, Ariz.

## CAREER HIGHLIGHTS

Enright is coming off a solid rookie campaign following a late June call-up to make the jump from Double-A Mobile... made 17 starts for the D-backs and was among the Majors' top rookie pitchers in a number of categories...is the only active pitcher to toss at least 5.0 innings and give up 3 or fewer runs in each of his first 12 games in the big leagues... was also productive at the plate, stringing together the longest hitting streak by a D-backs rookie pitcher in franchise history...named the D-backs minor league Pitcher of the Month for May...named to the regular season Southern League All-Star Team in 2009 with Mobile...in 2008, led Single-A Visalia in wins, starts, innings pitched and strikeouts...since 2008, his 26 minor league victories are tied for the ninth-most among all minor league pitchers.

## 2010

- ◆ Made the leap from Double-A Mobile to the big league club in late June and put together a solid campaign in his first season in the Majors...in 17 starts for the D-backs, went 6-7 with a 3.91 ERA (43 ER in 99.0 IP) and a .261 opponents average with 29 walks and 49 strikeouts...had 9 quality starts.
- ◆ At the plate, hit .242 (8-for-33) with a double and 6 RBI...had a 5-game hitting streak (.500, 6-for-12) from July 20-Aug. 10, the longest by a D-backs rookie pitcher, surpassing 4-game streaks by Micah Owings (2007), Enrique Gonzalez (2006) and Nick Bierbrodt (2001).
- ◆ Among NL rookie hurlers, ranked sixth with a .261 opponent's average, seventh with a 3.91 ERA, tied for seventh with 17 starts and tied for ninth with 6 wins.
- ◆ Among all Major League rookies with a minimum of 10 starts, tied for the eighth-fewest walks (29) and had the ninth-lowest ERA (3.91), tied for the ninth-fewest earned runs allowed (43) and tied for the 10th-lowest opponent average at .261...tied for 11th with 6 wins and 13th with 99.0 innings.
- ◆ Pitched at least 5.0 innings and allowed no more than 3 runs in each of his first 12 games with the D-backs falling one start short of the club record set by Brandon Webb, who accomplished the feat in his first 13 starts in 2003, according to Elias...is the only active pitcher to toss at least 5.0 innings and give up 3 or fewer runs in each of their first 12 games in the Majors, surpassing the Angels' Jered Weaver, who accomplished the feat through his first 9 games in 2006.
- ◆ Fared well in 8 starts against opposing team's aces, posting 5 quality starts with a 3-3 record and 3.88 ERA (21 ER in 48.2 IP) against the Giants' Tim Lincecum (July 25 vs. Giants, Aug. 27 @ Giants, Sept. 7 vs. Giants), the Nationals' Stephen Strasburg (Aug. 15 @ Nationals), the Rockies' Ubaldo Jimenez (Aug. 21 vs. Rockies), Padres' Matt Latos (Sept. 1 vs. Padres) and Dodgers' Clayton Kershaw (Sept. 24 vs. Dodgers).
- ◆ Among D-backs' starters who threw 6.0 innings or more, posted the two lowest pitch counts with 72 pitches over 6.0 innings on Sept. 7 vs. Giants and 79 pitches over 7.0 innings on Sept. 1 vs. Padres...among starters who worked at least 8.0 innings, he had the second and third lowest pitch totals with 93 pitches in 8.0 innings on Sept. 24 vs. Dodgers and 96 pitches in 8.0 innings on July 20 vs. Mets.
- ◆ Opened the season at Mobile, where he went 4-1 with a 2.88 ERA (30 ER in 93.2 IP) and a .238 opponents average with 15 walks and 83 strikeouts...had 11 quality starts...worked 6.0 innings or more in 13 starts...limited left-handed hitters to a .221 average (36-for-163)...also batted .280 (7-for-25) with 6 doubles, a homer, 4 RBI and a .973 OPS...had a pair of 2-hit games (2 doubles) on April 23 @ Mississippi and June 19 vs. Tennessee.
- ◆ Tossed a complete game in the first game of a doubleheader on May 19 vs. Chattanooga, allowing 2 unearned runs on 3 hits with 8 strikeouts over 7.0 innings in the 4-2 win.
- ◆ Named the D-backs' minor league Pitcher of the Month for May...went 3-0 with a complete game, 2.36 ERA (9 ER in 34.1 IP) and .217 opponents average with 8 walks and 30 strikeouts in 5 starts.
- ◆ Selected from Mobile on June 30 to make his Major League debut @ Cardinals...posted a 4-2 win, allowing a run on 4 hits and 4 walks with 5 strikeouts over 5.0 innings...at the plate, drove in a run on an error in the second inning and had a sacrifice bunt...according to Elias, became only the third visiting pitcher in the last 60 years to win his Major League debut as a starter in St. Louis, joining the Dodgers' Doug Rau in 1972 and the Mets' David West in 1988.
- ◆ On July 20 vs. Mets, allowed a run on 5 hits and a walk with a career-high 8 strikeouts over a career-high 8.0 innings while tossing just 96 pitches...retired 14 consecutive batters, starting with the final 2 outs of the first inning until Jose Reyes led off the sixth with a single...the 14 consecutive retired batters were the fourth-most by a D-backs' rookie pitcher and tied for second-most by a D-backs rookie starting pitcher in a single game...according to Elias at the time, he became the fourth rookie pitcher in July to throw 8.0 or more innings and allow 1 run or less, joining the Rays' Wade Davis on July 19 @ Orioles, the Reds' Travis Wood on July 10 @ Phillies and the Giants' Madison Bumgarner on July 6 @ Brewers...the only rookie to do that over the first three months was the Mets' Jonathon Niese on June 10 vs. Padres...in the contest, also collected his first career hit and RBI with a fourth-inning, RBI single to third base off the Mets' R.A. Dickey.
- ◆ Collected his first career extra-base hit on July 25 @ Giants with a 2-run double in the second inning off Tim Lincecum.
- ◆ Worked a career-high 8.0 innings on July 20 vs. Mets and Sept. 24 vs. Dodgers.

- ◆ Put together his best month in August, going 3-0 with a 2.05 ERA (7 ER in 30.2 IP) and a .214 opponents average with 9 walks and 14 strikeouts over 5 starts.
- ◆ Tossed a career-high 7.0 scoreless frames with 6 hits and 2 walks with 4 strikeouts in a combined 6-0 shutout on Aug. 27 @ Giants...became the ninth D-backs' rookie pitcher (11th time) all-time to throw 7.0 or more scoreless innings.

## 2009

- ◆ At Double-A Mobile, tied for the team-lead with 10 victories.
- ◆ Named to the regular season Southern League All-Star team.
- ◆ Won a season-high 3 straight games from May 19-30.
- ◆ Tossed a season-high 8.0 innings on July 1 @ Birmingham, allowing 3 earned runs with 5 strikeouts.
- ◆ In 5 August starts, posted a 1.20 ERA (4 ER in 30.0 IP) with 21 strikeouts and a .223 (25-for-112) opponents average.
- ◆ Struck out a season-high 9 batters on Aug. 26 vs. Jacksonville, allowing just 1 run over 7.0 innings in the game.

## 2008

- ◆ Led Visalia in wins (12), starts (29), innings pitched (164.1) and strikeouts (143).
- ◆ Led the league in strikeouts and innings pitched and finished fifth in wins.
- ◆ Earned his first professional win on April 24 vs. Inland Empire
- ◆ Won 4 straight starts from May 21-June 5, posting a 0.70 ERA (2 ER in 27.0 IP).
- ◆ In May, went 4-1 with a 2.70 ERA (10 ER in 33.1 IP), sixth-best in the league.
- ◆ In July, went 3-1 with a 2.48 ERA (10 ER in 36.1 IP), fifth-best in the league, and a league-high 40 strikeouts.
- ◆ Had a season-high 12 strikeouts on July 12 vs. Bakersfield.

## 2007

- ◆ Over three stops in the organization, held hitters to a .157 average (8-for-51).
- ◆ Struck out 6 over 2.0 innings on Aug. 6 @ Vancouver for Short-Season A Yakima.
- ◆ Earned his first career save on Aug. 25 @ Bakersfield with a perfect inning of relief for Single-A Advanced Visalia.

## PERSONAL

- ◆ Barry R. Enright.
- ◆ Played collegiately at Pepperdine University from 2005-07...ranks second in school history and tied for the fourth in the West Coast Conference with a 35-8 career record...ranks first in school history with the fewest walks allowed per 9-innings at 1.58 and ranks second with 56 starts...earned Freshman All-America and WCC Freshman of the Year honors...as a sophomore, was named WCC Pitcher of the Year and WCC All-Conference...as a junior, earned pre-season All-American honors and following the season, was named Third-Team All-America by *Collegiate Baseball* and WCC All-Conference.
- ◆ Graduated from St. Mary's High School in Stockton, Calif.
- ◆ Signed by Hal Kurtzman.

## CAREER TRANSACTIONS

July 13, 2007 Signed by the Arizona Diamondbacks as their second-round selection in the 2007 First-Year Player Draft.

## ENRIGHT'S CAREER RECORD

YEAR	CLUB	W-L	ERA	G	GS	CG	SHO	SV	IP	H	R	ER	HR	HB	BB	SO	WP	BK
2007	Yakima	0-0	0.00	5	0	0	0	0	8.0	4	0	0	0	0	3	12	0	0
	South Bend	0-0	0.00	1	0	0	0	1	2.0	1	0	0	0	0	0	1	0	0
	Visalia	0-0	0.00	4	0	0	0	1	5.0	3	1	0	0	0	2	4	0	0
2008	Visalia	12-8	4.44	29	29	0	0	0	164.1	185	88	81	17	4	35	143	7	2
2009	Mobile	10-9	3.98	27	27	0	0	0	156.0	171	73	69	16	4	37	103	1	0
2010	Mobile	4-1	2.88	14	14	1	0	0	93.2	81	34	30	9	5	15	83	7	0
	<b>ARIZONA</b>	6-7	3.91	17	17	0	0	0	99.0	97	43	43	20	1	29	49	0	0
	Minor League Totals	26-18	3.78	80	70	1	0	2	429.0	445	196	180	42	13	92	346	15	2
	Major League Totals	6-7	3.91	17	17	0	0	0	99.0	97	43	43	20	1	29	49	8	2

## ENRIGHT'S SINGLE-GAME BESTS

### STRIKEOUTS

8.....7/20/10 vs. NYM  
 5.....6/30/10 @ STL  
 5.....7/6/10 vs. CHC  
 4.....2x (last: 8/27/10 @ SF)

### INNINGS PITCHED

8.0.....7/20/10 vs. NYM  
 8.0.....9/24/10 vs. LAD  
 7.0.....8/27/10 @ SF  
 7.0.....9/1/10 vs. SD

### WINNING STREAKS

5.....July 20-Sept. 1, 2010

## FIELDING

YEAR	POS	G	PO	A	E	FPC
2010	P	17	7	12	0	1.000
Totals		17	7	12	0	1.000

## HITTING TOTALS

YEAR	AVG	AB	H	HR	RBI
2010	.242	33	8	0	6
Totals	.242	33	8	0	6



# ARMANDO GALARRAGA

Right-handed Pitcher

59

<b>HEIGHT, WEIGHT:</b>	6-4, 233	<b>BORN:</b>	Jan. 15, 1982
<b>BATS/THROWS:</b>	Right/Right		Cumana, Venezuela
<b>OPENING DAY AGE:</b>	29		
<b>ML SERVICE:</b>	2 years, 148 days	<b>RESIDENCE:</b>	Caracas, Venezuela
<b>SIGNED THROUGH:</b>	2011		

## CAREER HIGHLIGHTS

With a 23-26 record and 4.58 ERA during his 4-year Major League career, Galarraga became a household name in the sports world for how he exerted good sportsmanship after gracefully accepting an apology from first base umpire Jim Joyce after a blown call ruined a chance for him to throw a perfect game with 2 outs in the ninth inning on June 2, 2010 vs. Indians...garnered the Detroit Sports Broadcasters' Association Tigers Rookie of the Year honors in 2008 after leading all American League rookie pitchers with 13 wins and 126 strikeouts and ranking third with a 3.73 ERA...known for inducing ground balls from batters, he ranks 21st among all AL pitchers during the last three years (2008-10) with a 50.6 percent ground ball rate.

## 2010

- ◆ Posted a 4-9 record and 4.49 ERA in 25 games (24 starts) for the Tigers...had an 0-3 record and 11.20 ERA in 3 consecutive poor starts from Sept. 15-27, and posted a 4-6 mark and 3.80 ERA in his other 22 games...also posted a 4-2 mark with a 3.65 ERA in 8 games (7 starts) for Triple-A Toledo.
- ◆ Opened the season at Toledo and compiled a 3-2 record and 2.30 ERA (8 ER in 31.1 IP) with 28 strikeouts in 5 starts during April...tied for second in the International League in wins and strikeouts during the month...was recalled by the Tigers on May 16.
- ◆ In his 4th start after being called up, carried a perfect game into the ninth inning on June 2 vs. Indians before a Jason Donald single broke it up with 2 outs...Donald hit a ground ball to first baseman Miguel Cabrera, who tossed to Galarraga - who was covering first base - but first base umpire Jim Joyce incorrectly called Donald safe on a close play, ending the perfect game and no-hitter...closed out the game to become the first Tigers pitcher to toss a 1-hit shutout since Mike Maroth did so at Comerica Park vs. Yankees on July 16, 2004...according to Elias Sports Bureau, the last Tigers pitcher to have a perfect game broken up with 2 outs in the ninth inning was Milt Wilcox at Chicago's Comiskey Park against the White Sox on April 15, 1983 when Jerry Hairston singled.
- ◆ Completed the 1-hitter with 88 pitches, 67 of them for strikes...if he had completed the game at 83 pitches on Donald's ground ball, it would have been the lowest number of pitches thrown since Addie Joss' 74 pitches in 1908, and the shortest game since Sandy Koufax's perfect game in 1965.
- ◆ Had he completed the perfect game, it would have been the second perfect game in just four days after Phillies' Roy Halladay threw his on May 29...it would have also been the third perfect game of the season (also A's Dallas Braden on May 9, 2010) and the fourth in the last 10 months (also White Sox's Mark Buehrle on July 23, 2009).
- ◆ Tabbed as the AL Player for the Week for May 31-June 6 for his efforts in the near perfect game.
- ◆ Went 1-1 with a 5.61 ERA in 6 starts after the near perfect game and was optioned to Toledo on July 6...appeared in 1 game with the Mud Hens before being recalled by the Tigers for the remainder of the season on July 19.
- ◆ Matched his career-high with 8 strikeouts on Aug. 20 vs. Indians.
- ◆ Compiled a 1-0 record and 2.01 ERA (7 ER in 31.1 IP) over a 5-start stretch from Aug. 20-Sept. 10.

## 2009

- ◆ Went 6-10 with a 5.64 ERA in 29 games (25 starts) for the Tigers...started 25 games for the Tigers but then made his last 4 appearances out of the bullpen from Sept. 11-Oct. 3 (0-0, 12.00 ERA).
- ◆ Established a career-high with 8 strikeouts on April 10 vs. Rangers.
- ◆ Earned Tigers Pitcher of the Month honors for April after going 3-0 with a 1.85 ERA (5 ER in 24.1 IP) in 4 starts...tied for the fourth in the AL with 3 wins during the month.
- ◆ Suffered through a career-high 7-game losing streak during 9 starts from May 1-June 13, posting a 7.54 ERA (38 ER in 45.1 IP) and .
- ◆ Earned the win on June 30 @ A's despite matching his career-high with 6 walks in the game...became the first Tigers pitcher to issue 6 walks in a game and earn the win since Jeremy Bonderman did so in a 3-2 win over the A's at Comerica Park on Aug. 7, 2003.
- ◆ Went 1-1 with a 2.36 ERA (7 ER in 26.2 IP) over a 4-start stretch from June 30-July 22.
- ◆ Optioned to Triple-A Toledo on Aug. 26...did not appear in a game with the Mud Hens before being recalled by the Tigers on Sept. 5.

## 2008

- ◆ Led all AL rookie pitchers with 13 wins and 126 strikeouts while finishing third with a 3.73 ERA in his first season with the Tigers.
- ◆ Named the Detroit Sports Broadcasters' Association Tigers Rookie of the Year...also named the Tigers' Pitcher of the Month four times during the season
- ◆ Finished second in the AL with a .226 opponents batting average and 7.66 hits-per-9.0 innings.
- ◆ His 126 strikeouts were the second-most by a rookie pitcher in Tigers history and marked the most strikeouts in fran-

chise history by a right-handed rookie pitcher.

- ◆ Compiled an 8-4 record and 3.36 ERA (37 ER in 99.0 IP) in 17 outings (15 starts) on the road...his road ERA ranked 10th in the AL.
- ◆ Limited right-handed batters to a .174 batting average (52-for-299), which was tops among AL pitchers.
- ◆ Opened the season with Toledo and went 2-0 with a 2.25 ERA in 2 starts.
- ◆ Recalled by the Tigers on April 16 when Dontrelle Willis was placed on the disabled list...earned his first big league win that night after striking out 6 batters while allowing just 2 runs in 6.2 innings @ Indians.
- ◆ Named the Tigers Pitcher of the Month for April after going 2-0 with a 1.50 ERA (3 ER in 18.0 IP) in 3 starts.
- ◆ Allowed just 1 hit in 6.0 innings of work on May 17 @ D-backs to earn the win...marked the second time in 2008 that he held an opponent to 1 hit while working at least 6.0 innings (also April 16 @ Indians) to become the lone Tigers rookie pitcher to accomplish the feat twice during the same season since at least 1956.
- ◆ Had a 4-game winning streak from May 28-June 18 over which he compiled a 2.10 ERA (7 ER in 30.0 IP) over 5 games (4 starts).
- ◆ Earned Tigers Pitcher of the Month honors for the second straight month in May after going 2-2 with a 4.55 ERA (16 ER in 31.2 IP) in 5 starts.
- ◆ Matched his career-high with 3.0 innings of relief on June 3 @ A's.
- ◆ Posted a 3-0 record and 3.34 ERA (12 ER in 32.1 IP) in 6 outings (5 starts) during June.
- ◆ Carried a perfect game through 6.0 innings on July 23 @ Royals before surrendering a single to David DeJesus to lead off the seventh inning...established a then-career-high with 7 strikeouts in the game.
- ◆ Compiled a career-high 5-game winning streak from July 23-Aug. 19...posted a 2.54 ERA (11 ER in 39.0 IP) in 6 games.
- ◆ Garnered Tigers Pitcher of the Month honors for July after finishing the month with a 2-2 record and 3.23 ERA (11 ER in 30.2 IP) in 5 starts...finished 12th in the AL in ERA during July.
- ◆ Went 3-0 with a 2.66 ERA (12 ER in 40.2 IP) in 6 starts during August to earn Tigers Pitcher of the Month honors... finished ninth in the AL in ERA during August.

## 2007

- ◆ Saw action with Double-A Frisco and Triple-A Oklahoma before joining the Rangers as a September call-up for his first taste of the Majors.
- ◆ Opened the season with Frisco...tied for the Texas League lead with 2 shutouts, while finishing tied for second with 2 complete games and fourth with 114 strikeouts.
- ◆ Finished second among all TL starters with 8.09 strikeouts-per-9.0 innings.
- ◆ Transferred to Oklahoma on May 21...made 1 start before returning to Frisco the next day.
- ◆ Named TL Pitcher of the Week for July 2-8 after going 1-1 with a 1.80 ERA (3 ER in 15.0 IP) in 2 starts.
- ◆ Finished 3-1 with a 1.58 ERA (7 ER in 40.0 IP) in 6 starts during July...his ERA was third in EL during that time.
- ◆ Transferred back to Oklahoma on Aug. 15...posted a 2-1 record and 3.38 ERA (7 ER in 18.2 IP) in 3 starts during August.
- ◆ Tossed a 2-hit shutout in the first game of a doubleheader on Aug. 25 @ Nashville.
- ◆ Transferred back to Frisco on Sept. 4 but did not pitch before being recalled by the Rangers on Sept. 12.
- ◆ Made his Major League debut on Sept. 15, tossing a scoreless inning of relief @ A's.
- ◆ Named the 30th-best prospect in the Rangers organization following the season by *Baseball America*.

## 2006

- ◆ Made 18 starts over 4 stops in the Rangers organization despite being sidelined with a right elbow strain for most of the season.
- ◆ Opened the season with Frisco and made 9 starts before being placed on the disabled list on May 27.
- ◆ Started 6 games during 2 separate injury rehab stints with the Arizona League Rangers...also made a start for Single-A Spokane on Aug. 21 before being reinstated from the disabled list on Aug. 23.
- ◆ Transferred to Single-A Bakersfield on Aug. 24.
- ◆ Named the 15th-best prospect in the Rangers organization following the season by *Baseball America*.

## 2005

- ◆ Split the season between Single-A Potomac and Double-A Harrisburg.
- ◆ Opened the season with Potomac.
- ◆ Selected to the Carolina League's mid-season All-Star team but was unable to participate after he was promoted to Harrisburg on July 1.
- ◆ Tossed a 3-hit shutout on July 19 vs. Trenton.
- ◆ Earned EL Pitcher of the Week honors for July 18-24 following his efforts against Trenton.
- ◆ Was named the seventh-best prospect in both the Carolina League and Rangers organization by *Baseball America* following the season.

## 2004

- ◆ Finished third on the Single-A Savannah pitching staff with 19 games started.
- ◆ Tied for fifth in the South Atlantic League with 2 complete games.

## 2003

- ◆ Limited to 5 starts during an injury rehab assignment with the Gulf Coast League Expos as he continued his recovery from Tommy John surgery...went 1-1 with a 1.80 ERA (3 ER in 15.0 IP) in those contests.

## 2002

- ◆ Made just 2 starts for the Gulf Coast League Expos before missing the remainder of the season with right elbow inflammation and soreness.

## 2001

- ◆ Pitched primarily in relief for the Gulf Coast League Expos.
- ◆ Tied for fourth on the pitching staff with 14 appearances.

## 2000

- ◆ Assigned to the Venezuelan Summer League Expos for the second straight season.
- ◆ Converted his first professional save after making 14 appearances (9 starts).

## 1999

- ◆ Made his professional debut with the Venezuelan Summer League Expos.
- ◆ Went 1-2 with a 4.98 ERA (24 ER in 43.1 IP) in 21 games (3 starts).

## PERSONAL

- ◆ Armando Antonio Galarraga.
- ◆ Married to Christin.
- ◆ Collaborated on a book with umpire Jim Joyce titled, *Nobody's Perfect*, which will hit bookstores in June 2011.

## CAREER TRANSACTIONS

Oct. 31, 1998	Signed by the Montreal Expos as a non-drafted free agent.
July 24-Sept. 3, 2002	Disabled list (right elbow inflammation and soreness).
June 19-Sept. 9, 2003	Disabled list (Tommy John surgery recovery).
Dec. 12, 2005	Traded to the Texas Rangers with Termel Sledge and Brad Wilkerson for Alfonso Soriano.
May 27-Aug. 23, 2006	Disabled list (right elbow strain).
Feb. 4, 2008	Traded to the Detroit Tigers for Michael Hernandez.
Jan. 24 2011	Traded to the Arizona Diamondbacks for RHP Kevin Eichhorn and LHP Ryan Robowski.

## GALARRAGA'S CAREER RECORD

YEAR	CLUB	W-L	ERA	G	GS	CG	SHO	SV	IP	H	R	ER	HR	HB	BB	SO	WP	BK
1999	VSL Expos	1-2	4.98	21	3	0	0	2	43.1	49	37	24	4	4	28	31	5	2
2000	VSL Expos	1-5	5.24	14	9	0	0	1	46.1	49	35	27	0	4	22	47	6	0
2001	GCL Expos	1-3	3.12	14	1	0	0	2	34.2	37	21	12	2	3	15	24	3	1
2002	GCL Expos	0-0	2.45	2	2	0	0	0	3.2	1	1	1	1	0	0	1	0	0
2003	+GCL Expos	1-1	1.80	5	5	0	0	0	15.0	13	5	3	0	1	5	7	1	0
2004	Savannah	5-5	4.65	23	19	2	0	0	110.1	104	64	57	14	8	31	94	3	1
2005	Potomac	3-4	2.48	14	14	0	0	0	80.0	69	30	22	7	10	23	79	4	2
	Harrisburg	3-4	5.19	13	13	1	1	0	76.1	80	47	44	10	4	21	58	2	1
2006	+AZL Rangers	0-2	3.31	6	6	0	0	0	16.1	18	8	6	0	1	6	16	4	0
	Spokane	0-1	4.50	1	1	0	0	0	4.0	4	2	2	1	0	0	3	0	0
	Bakersfield	0-1	6.23	2	2	0	0	0	8.2	6	9	6	2	0	7	7	1	0
	Frisco	1-6	5.49	9	9	0	0	0	41.0	56	34	25	5	6	13	38	1	1
2007	Frisco	9-6	4.02	23	22	2	2	0	127.2	122	58	57	14	12	47	114	4	0
	Oklahoma	2-2	4.74	4	4	1	1	0	24.2	23	13	13	1	1	11	21	2	1
	TEXAS	0-0	6.23	3	1	0	0	0	8.2	8	6	6	2	0	7	6	0	0
2008	Toledo	2-0	2.25	2	2	0	0	0	12.0	7	3	3	1	0	1	11	0	0
	DETROIT	13-7	3.73	30	28	0	0	0	178.2	152	83	74	28	6	61	126	6	0
2009	DETROIT	6-10	5.64	29	25	0	0	0	143.2	158	93	90	24	6	67	95	1	0
2010	Toledo	4-2	3.65	8	7	0	0	0	44.1	40	18	18	4	2	14	40	1	0
	DETROIT	4-9	4.49	25	24	2	1	0	144.1	143	75	72	21	4	51	74	4	3
Minor League Totals		33-44	4.18	161	119	6	4	5	688.1	678	385	320	66	56	244	591	37	9
Major League Totals		23-26	4.58	87	78	2	1	0	475.1	461	257	242	75	16	186	301	11	3

+ Minor League injury rehab



## GALARRAGA'S SINGLE-GAME BESTS

### STRIKEOUTS (starter)

8.....4/10/09 vs. TEX  
8.....8/20/10 vs. CLE  
7.....5x (last: 10/2/10 @ BAL)

### STRIKEOUTS (reliever)

3.....9/11/09 vs. TOR  
2.....9/19/07 @ MIN  
2.....6/3/08 @ OAK

### INNINGS PITCHED (starter)

9.0.....6/2/10 vs. CLE  
8.1.....5/28/08 @ LAA  
8.0.....2x (last: 10/2/10 @ BAL)

### INNINGS PITCHED (reliever)

3.0.....9/19/07 @ MIN  
3.0.....6/3/08 @ OAK  
2.1.....2x (last: 10/3/09 vs. CWS)

### COMPLETE GAMES

2x (last: 10/2/10 @ BAL)

### SHUTOUTS

6/2/10 vs. CLE

### WINNING STREAKS

5.....July 23-Aug. 19, 2008

## FIELDING

YEAR	POS	G	PO	A	E	FPC
2007	P	3	1	0	0	1.000
2008	P	30	13	11	2	.923
2009	P	29	7	11	2	.900
2010	P	25	6	11	3	.850
Totals		87	27	33	7	.896



## COLE GILLESPIE

Outfielder

5

**HEIGHT, WEIGHT:** 6-1, 197  
**BATS/THROWS:** Right/Right  
**OPENING DAY AGE:** 26  
**ML SERVICE:** 98 days  
**SIGNED THROUGH:** 2011

**BORN:** June 20, 1984  
Portland, Ore.

**RESIDENCE:** West Linn, Ore.

## CAREER HIGHLIGHTS

Gillespie got his first taste of the Majors with the D-backs in 2010 and enters his third season with the organization... owns a .284 average (501-for-1767) with 109 doubles, 26 triples, 55 home runs and 284 RBI in 5 minor league seasons... between three teams in 2009, had a career-best 12 triples while his 18 stolen bases matched his career high... from 2006-08, he was ranked by *Baseball America* as one of the Brewers' top prospects.

### 2010

- ♦ Split time between Triple-A Reno and the big league club in his first full season in the D-backs organization...over 3 different stints with the D-backs, hit .231 (24-for-104) with 11 runs scored, 8 doubles, 2 home runs and 12 RBI.
- ♦ In 69 games over 3 separate stints with the Aces, hit .288 (76-for-264) with 54 runs scored, 14 doubles, 6 triples, 8 home run, 49 RBI and a .872 OPS.
- ♦ Collected a season-high 4 hits on two occasions with the Aces; May 25 @ Albuquerque and Aug. 27 @ Las Vegas.
- ♦ Hit left-handed pitchers at a .370 clip (27-for-73) with 3 doubles, 3 triples, 4 home runs and 15 RBI...hit .308 (24-for-78) with 6 doubles, a triple, 3 home runs and 38 RBI with runners in scoring position.
- ♦ Opened the season with the Aces by hitting safely in 9 of his first 12 games from April 8-19, and batted .283 (13-for-46) with 3 doubles, a triple, home run and 3 RBI...drew a season-high 4 walks on April 15 vs. Salt Lake.
- ♦ Recalled from Reno on April 21...became the 90th D-backs' player to make his big league debut that same day vs. Cardinals...collected his first hit with a double off Chris Carpenter as a pinch hitter in the eighth inning, .
- ♦ Had consecutive 2-hit games on April 29-30 @ Cubs and collected his first career RBI on April 29.
- ♦ On May 7 vs. Brewers, hit his first career home run off Yovani Gallardo in the third inning.
- ♦ Optioned to Reno on May 19...hit .292 (31-for-106) with 22 runs scored, 5 doubles, 3 triples, 4 home runs and 23 RBI over 28 games in his second stint with the Aces.
- ♦ Had a season-long 12-game hitting streak from May 24-June 5, and hit .370 (17-for-46) with 2 doubles, 3 home runs and 12 RBI.
- ♦ Recalled for the second time on June 21 and hit .184 (7-for-38) with 2 runs scored, a double and 2 RBI in 15 games before being optioned back to Reno on Aug. 1...hit .286 (32-for-112) with 25 runs scored, 6 doubles, 2 triples, 3 home runs and 21 RBI in 29 games during his final stint with the Aces.
- ♦ Recalled from Reno on Sept. 7...collected a career-high 3 hits on Sept. 23 vs. Rockies...plated a career-high 3 runs on Sept. 25 vs. Dodgers after breaking a 1-1 tie in the sixth inning with a 3-run homer to left field.

### 2009

- ♦ Over a combined three stops at Single-A Advanced Brevard County, Triple-A Nashville and Triple-A Reno, hit .273 (114-for-417) with 20 doubles, 12 triples, 13 home runs, 63 RBI, 65 walks and 18 stolen bases in 129 games...his triples were a career-high while his stolen bases matched his career best.
- ♦ Hit .309 (46-for-149) after the All-Star break.
- ♦ Batted .326 (29-for-89) when leading off an inning.
- ♦ Opened the season at Single-A Advanced Brevard County.

- ◆ Promoted to Triple-A Nashville on April 23.
- ◆ On July 19, was assigned to Reno after being acquired in a trade from the Brewers along with RHP Roque Mercedes for INF Felipe Lopez.
- ◆ Had a season-high 4 hits on Aug. 14 vs. Round Rock.
- ◆ Over 25 games in August, batted .356 (31-for-87) with 5 doubles, 3 triples, 3 home runs and 22 RBI.
- ◆ Following the season, played for the Scottsdale Scorpions in the Arizona Fall League...in 20 games, hit .333 (24-for-72) with 7 doubles, 1 home runs, 7 RBI, 17 walks and 2 stolen bases.

## 2008

- ◆ Among Southern League leaders, ranked second with 38 doubles and third with 56 extra-base hits and 75 walks with Double-A Huntsville.
- ◆ Named to the midseason Southern League All-Star Team.
- ◆ Ranked by *Baseball America* as the ninth-best prospect in the Milwaukee Brewers organization.

## 2007

- ◆ Selected as a Florida State League Midseason All-Star for Single-A Brevard County.
- ◆ Named the FSL Player of the Week, May 14-20.
- ◆ Ranked by *Baseball America* as the sixth-best prospect in the Milwaukee Brewers organization.

## 2006

- ◆ At Rookie-level Helena, led the Pioneer League with a .464 on-base percentage while ranking second with a .344 batting average and fourth with 40 walks and a .548 slugging percentage.
- ◆ Ranked by *Baseball America* as the Brewers' prospect with the best strike-zone discipline and the Pioneer League's 11th-best prospect.

## PERSONAL

- ◆ Cole B. Gillespie
- ◆ Played collegiately at Oregon State University...in 2006, was co-captain of the NCAA National Champion team and the Pac-10 Conference Player of the Year.
- ◆ Graduated from West Linn (Ore.) High School, where he was a three-year letter winner and was First-Team All-State as a senior...also lettered in football and basketball.
- ◆ His older brother, Brett, played football at the University of San Diego.
- ◆ Signed by Brandon Newell.

## CAREER TRANSACTIONS

July 6, 2006	Signed by the Milwaukee Brewers as their third-round selection in the 2006 First-Year Player Draft.
July 19, 2009	Traded to the Arizona Diamondbacks with RHP Roque Mercedes for INF Felipe Lopez.

## GILLESPIE'S CAREER RECORD

YEAR	CLUB	AVG	G	AB	R	H	2B	3B	HR	RBI	SH	SF	HP	BB	SO	SB-CS	E
2006	Helena	.344	51	186	49	64	12	1	8	31	0	3	4	40	34	18-4	1
2007	Brevard County	.267	129	438	75	117	25	3	12	62	3	1	8	72	95	16-8	3
2008	Huntsville	.281	131	462	73	130	38	4	14	79	4	3	6	75	102	17-1	5
2009	Brevard County	.349	12	43	10	15	2	3	1	9	1	0	0	7	11	4-0	0
	Nashville	.242	75	236	29	57	12	5	7	27	3	4	3	31	56	6-5	2
	Reno	.304	42	138	33	42	6	4	5	27	0	3	2	27	31	8-0	1
2010	Reno	.288	69	264	54	76	14	6	8	49	0	1	3	44	49	8-5	3
	ARIZONA	.231	45	104	11	24	8	0	2	12	0	1	1	7	29	1-1	1
	Minor League Totals	.284	509	1767	323	501	109	26	55	284	7	19	26	296	378	77-23	15
	Major League Totals	.231	45	104	11	24	8	0	2	12	0	1	1	7	29	1-1	1

## GILLESPIE'S SINGLE-GAME BESTS

### HITS

3.....9/23/10 vs. COL  
2.....4x (last: 9/25/10 vs. LAD)

### HOME RUNS

1.....5/7/10 vs. MIL  
1.....9/25/10 vs. LAD

### RBI

3.....9/25/10 vs. LAD  
2.....7/8/10 vs. FLA

### RUNS

2.....4/29/10 @ CHC  
2.....9/23/10 vs. COL

### HITTING STREAKS

4.....May 16-June 29, 2010

## FIELDING

YEAR	POS	G	PO	A	E	FPC
2010	LF	24	30	1	1	.969
	CF	7	7	0	0	1.000
	RF	9	10	0	0	1.000
Totals	LF	24	30	1	1	.969
	CF	7	7	0	0	1.000
	RF	9	10	0	0	1.000

# NON-ROSTER INVITEE



## PAUL GOLDSCHMIDT

Infielder

63

**HEIGHT, WEIGHT:** 6-3, 244  
**BATS/THROWS:** Right/Right  
**OPENING DAY AGE:** 23  
**ML SERVICE:** None  
**SIGNED THROUGH:** 2011

**BORN:** Sept. 10, 1987  
 Wilmington, Del.  
**RESIDENCE:** The Woodlands,  
 Texas

### CAREER HIGHLIGHTS

Goldschmidt joins the D-backs as a non-roster invitee after being named California League MVP and Rookie of the Year in 2010 before winning organizational Player of the Year honors in his first full season in the minor leagues...owns a .321 average with 53 home runs and 170 RBI in his two-year minor league career...his 53 home runs from 2009-10 rank tied for seventh among all minor league players, while his 170 RBI rank 26th.

### 2010

- Named the D-backs' organizational Player of the Year, California League Most Valuable Player and league Rookie of the Year after leading the league with 35 home runs, 42 doubles, 80 extra-base hits, 318 total bases and a .606 slugging percentage while ranking second with 108 RBI and fifth with 165 hits....was also named to the league's postseason All-Star team.
- His 35 homers tied for third among all minor league batters, while his 108 RBI ranked sixth.
- Garnered league Player of the Week honors from May 10-16 and July 5-11...also named the organization's Player of the Month for May after batting .336 with 20 runs scored, 10 doubles, a triple, 7 home runs and 19 RBI in 31 games.
- Went 5-for-5 with 4 runs scored and 3 doubles on May 28 vs. Rancho Cucamonga.
- Hit .339 (39-for-115) with 8 doubles, 12 home runs and 30 RBI in July.
- Plated a career-high-tying 6 RBI on July 24 vs. Stockton.

### 2009

- Batted .334 with 18 home runs and 62 RBI in 74 games at Rookie Missoula during his first professional season...led the Pioneer League in home runs and slugging percentage (.638)
- Led the organization's short-season clubs in average, games played, runs, hits, total bases (183), doubles and home runs.
- Went 2-for-5 with a home run in his professional debut on June 23 @ Helena.
- Named the league's Player of the Week for Aug. 3-9.
- Hit 2 home runs in back-to-back games on Aug. 11 and 12, combining for 6 RBI in those games.
- Collected a season-high 4 hits on two occasions; Aug. 3 vs. Helena and Sept. 11 @ Helena.
- Strung together a season-long 8-game hit streak from Aug. 31-Sept. 8, batting .424 (14-for-33) with 4 doubles, 2 homers and 10 RBI.
- Connected for a grand slam on Sept. 8 vs. Billings and finished 2-for-4 with a double, run scored and a season-high 6 RBI.

### PERSONAL

- Paul Edward Goldschmidt.
- Resides in The Woodlands, Texas.
- Played collegiately at Texas State University...won back-to-back Southland Conference Hitter of the Year titles in 2008-09...named All-Southland Conference Player of the Year in 2009 after breaking school records with 18 home runs and 87 RBI...his RBI total led all NCAA Division I schools in 2009...named the Southland Conference scholar athlete of the year in 2008 and 2009...was also named Texas State's male student-athlete of the year in his senior season after making the dean's list every semester he was enrolled in the university...scored the winning run on a walk-off single to win the conference championship in his last home game at Texas State in 2009...is the Bobcats' all-time career leader with 36 home runs and 178 RBI.
- Graduated from The Woodlands High School, where his team won the Class 5A state baseball championship in 2006 as a senior.

### CAREER TRANSACTIONS

June 14, 2009

Signed by the Arizona Diamondbacks as their eighth-round selection in the 2009 First-Year Player Draft.

## GOLDSCHMIDT'S CAREER RECORD

YEAR	CLUB	AVG	G	AB	R	H	2B	3B	HR	RBI	SH	SF	HP	BB	SO	SB-CS	E
2009	Missoula	.334	74	287	51	96	27	3	18	62	0	5	3	36	74	4-3	4
2010	Visalia	.314	138	525	102	165	42	3	35	108	0	9	8	57	161	5-1	13
Minor League Totals		.321	212	812	153	261	69	6	53	170	0	14	11	93	235	9-4	17

NON-ROSTER INVITEE



# MATT GORGEN

Right-handed Pitcher

65

**HEIGHT, WEIGHT:** 5-10, 212  
**BATS/THROWS:** Right/Right  
**OPENING DAY AGE:** 24  
**ML SERVICE:** None  
**SIGNED THROUGH:** 2011

**BORN:** Jan. 27, 1987  
 Palo Alto, Calif.  
**RESIDENCE:** Concord, Calif.

## CAREER HIGHLIGHTS

Gorgen joins the D-backs after spending parts of 3 seasons in the Rays' organization...has converted 54 of 61 (89%) save opportunities and owns a 2.89 strikeout-to-walk ratio while limiting opponents to a .167 average during his 3-year minor league career.

## 2010

- ◆ Tied for the Southern League lead in saves with 22 after posting a 3-2 record and 1.65 ERA while allowing only 21 walks and striking out 47 for Double-A Montgomery in the Rays organization.
- ◆ Also led the league with 37 games finished and was named to the Southern League Midseason All-Star Team...the Montgomery Advertiser selected him as the Biscuits MVP.
- ◆ Converted 16 straight save opportunities from April 14-July 2.
- ◆ Matched his career-high with 4 strikeouts on July 10 vs. Mobile.
- ◆ Missed most of July with tendinitis in his right arm.
- ◆ Held righties to a .150 average (15-for-100) with 8 walks and 31 strikeouts.
- ◆ Entered the season as the 28th-best prospect in the Rays system, according to *Baseball America*.

## 2009

- ◆ Opened the season with Single-A Charlotte and recorded 15 saves and a 0.57 ERA with 16 walks and 59 strikeouts in 28 games before his promotion to Montgomery on July 17.
- ◆ Finished the season with a 3-1 mark and 2.38 ERA with 4 saves in 16 games at Montgomery...saw his control desert him after the promotion to Double-A, as he walked 13 and fanned only 18 in 22.2 innings.
- ◆ Struck out a career-high 4 batters over 2.0 innings on Aug. 12 vs. Mississippi.
- ◆ Pitched for the Phoenix Desert Dogs in the Arizona Fall League following the regular season, where his control issues remained after averaging 2 ½ baserunners per inning...overall, posted a 0-1 record and 10.38 ERA with a save while walking 8 and striking out 12 in 8.2 innings over 10 appearances.

## 2008

- ◆ Dominated the New York-Penn League in his first professional season after posting a 1-1 record and 1.96 ERA with 13 saves in 22 appearances...struck out 35 batters in 23.0 innings while walking only 5.
- ◆ Made his professional debut with Single-A Hudson Valley on June 19 vs. Aberdeen and tossed a scoreless inning while collecting a season-high-tying 3 strikeouts.
- ◆ Converted 13 of 15 save opportunities.
- ◆ Held right-handed hitters to a .085 average (4-for-47) with 2 walks and 25 strikeouts.
- ◆ Converted all 5 save opportunities and posted a 1.13 ERA (1 ER in 8.0 IP) with 14 strikeouts during a 7-game period in August

## PERSONAL

- ◆ Matthew R. Gorgen.
- ◆ Played collegiately at Cal, where he was the Bears' top closer and a 3-time honorable mention All-Pac-10 selection during his college career... posted a 2-2 record with a 3.48 ERA and 9 saves in 28 appearances during his senior season... finished second among Cal's all-time leaders in saves (20) and eighth in appearances (88).
- ◆ Graduated from Clayton Valley High School in Concord, Calif...was a first-team all-league selection and a two-time second-team All-East Bay pick...was named Clayton Valley's athlete of the year as a senior, finishing with a 1.91 ERA and batting .320...recorded 66 strikeouts in 63.0 innings with a 1.61 ERA as a junior and had a 23-inning consecutive scoreless streak...also earned second-team All-East Bay honors as a quarterback.
- ◆ His twin brother, Scott, played baseball at UC Irvine and was selected in the fourth round of the 2008 First-Year Player Draft by the Cardinals.

## CAREER TRANSACTIONS

- June 11, 2008 Signed by the Tampa Bay Rays as their 16th-round selection in the 2008 First-Year Player Draft.
- July 21-Aug. 16, 2010 Disabled list (right shoulder inflammation).
- Sept. 9, 2010 Traded to the Arizona Diamondbacks as the player to be named later in the July 31 trade that sent RHP Chad Qualls to the Tampa Bay Rays.

## GORGEN'S CAREER RECORD

YEAR	CLUB	W-L	ERA	G	GS	CG	SHO	SV	IP	H	R	ER	HR	HB	BB	SO	WP	BK
2008	Hudson Valley	1-1	1.96	22	0	0	0	13	23.0	7	5	5	2	1	5	35	1	0
2009	Charlotte	4-0	0.57	28	0	0	0	15	47.2	24	4	3	1	2	16	59	0	0
	Montgomery	3-1	2.38	16	0	0	0	4	22.2	18	7	6	2	0	13	18	1	0
2010	Montgomery	3-2	1.65	42	0	0	0	22	49.0	34	11	9	2	3	21	47	2	0
	Minor League Totals	11-4	1.45	108	0	0	0	54	142.1	83	27	23	7	6	55	159	4	0



## JUAN GUTIERREZ

Right-handed Pitcher

58

**HEIGHT, WEIGHT:** 6-3, 261

**BATS/THROWS:** Right/Right

**OPENING DAY AGE:** 27

**ML SERVICE:** 2 years, 35 days

**SIGNED THROUGH:** 2011

**BORN:** July 14, 1983

Puerto la Cruz,

Venezuela

**RESIDENCE:** Barcelona,

Venezuela

### CAREER HIGHLIGHTS

Gutierrez enters 2011 following a strong second half to the 2010 season that saw him convert 14 consecutive save opportunities from mid-July through the end of the year...has successfully converted 24 of 27 career save opportunities, with his 89% save percentage ranking 10th among all MLB pitchers from 2009-10...since 2009, his 123 appearances are tops among all D-backs relievers...in 2008 at Triple-A Tucson, entered the season ranked by *Baseball America* as the fifth-best prospect in the D-backs farm system...also named Houston's fifth-best prospect entering 2007...prior to the 2006 season, he was named the Astros eighth-best prospect by *Baseball America*, leading Corpus Christi to the Texas League Championship with a 2-0 record and a 2.45 ERA over 12.0 innings in the postseason.

### 2010

- ◆ Came on strong in the second half of the season, converting 14 straight save opportunities from July 10-Oct. 1 while owning a 2.59 ERA (7 ER in 24.1 IP) and .213 opponents average with 20 strikeouts following the All-Star break.
- ◆ Overall, posted a 5.08 ERA (32 ER in 56.2 IP) and .252 opponents average with 23 walks and 47 strikeouts in 58 games...converted a career-high 15 of 17 save opportunities.
- ◆ Allowed only 29.4 percent of inherited runners scored (5 of 17), second on the team among pitchers with a minimum of 30 appearances.
- ◆ Limited right-handed batters to a .228 average (29-for-127) with 8 walks and 30 strikeouts...held opponents to a .196 average (10-for-51) with 11 walks and 13 strikeouts with runners in scoring position.
- ◆ Was a perfect 11-for-11 in save opportunities and posted a 3.15 ERA (12 ER in 34.1 IP) and .225 opponents average with 5 walks and 26 strikeouts in 33 games at home...also held opponents scoreless in 26 games at home.
- ◆ Held opponents hitless in 25 appearances (24.1 IP) with 22 strikeouts throughout the season.
- ◆ In 18 games from April 16-June 8, was scored on in 11 games for a 12.91 ERA (22 ER in 15.1 IP) after opening the season with 4 scoreless outings (4.0 IP).
- ◆ After missing 14 games from Aug. 3-17 while on the disabled list with right shoulder inflammation, posted a 1.53 ERA (3 ER in 17.2 IP) with 12 saves, 15 strikeouts and a .203 opponents average in 15 appearances to end the season...tied for fourth in saves among NL relievers after Aug. 17...had a season-long 6-game scoreless streak (7.0 IP) from Aug. 31-Sept. 13, allowing 7 hits while fanning 4 and converting 4 saves in those contests.

### 2009

- ◆ In his first full season in the Majors, went 4-3 with 9 saves and a 4.06 ERA (32 ER in 71.0 IP) in 65 games after making the Opening Day roster for the first time in his career.
- ◆ Secured 9 saves in 10 opportunities, allowing just 3 earned runs over 11.1 IP (2.38 ERA) while issuing 2 walks and striking out 10.
- ◆ Limited righties to a .207 average (29-for-140) with 8 walks and 38 strikeouts.
- ◆ Struck out a season-high 5 batters in 2.0 innings on April 19 @ Giants.
- ◆ Earned his first victory of the season and second of his career in a 5-4 victory in 12 innings on April 26 vs. Giants.
- ◆ Notched his first career save in a 6-5 win on May 26 vs. Padres.
- ◆ Held opposition scoreless in 5 of 6 outings from June 20-July 4, posting a 1.29 ERA (1 ER in 7.0 IP) and .208 opponents average (5-for-24) with 2 walks and 6 strikeouts.
- ◆ Had a career-high 8-game scoreless streak (8.2 innings) from July 12-Aug. 1.
- ◆ Held opponents scoreless in 12 of 14 games from Aug. 11-Sept. 15.
- ◆ Assumed the closing duties on Aug. 31 due to Chad Qualls' injury and was perfect in 8 save opportunities.
- ◆ Following the season, pitched for Leones del Caracas in the Venezuelan Winter League...in 7 relief outings, went 0-1 with 4 saves and a 3.86 ERA (3 ER in 7.0 IP).



## 2008

- ◆ Finished second at Triple-A Tucson in innings pitched, strikeouts and games started.
- ◆ In 22 starts, went 3-11 with a 6.54 ERA (79 ER in 108.2 IP)...was 2-0 with a 0.00 ERA (0 ER in 8.0 IP) in 3 relief appearances.
- ◆ Earned his first win of the season on April 30 @ Round Rock...he also hit a solo homer in the game, his first career long ball.
- ◆ Lost a season-high 5 straight starts from May 5-27.
- ◆ Made his first relief appearance of the season on July 6 @ Salt Lake City, tossing a perfect eighth inning with 2 strikeouts.
- ◆ Won back-to-back starts on Aug. 17 vs. Portland and Aug. 22 @ Salt Lake City, allowing 4 runs (3 earned) off 8 hits with 6 walks and 6 strikeouts in the 2 games combined.

## 2007

- ◆ In 3 starts for Houston, went 0-1 with a 7.31 ERA (13 ER in 16.0 IP)...was 1-0 with a 1.69 ERA (1 ER in 5.1 IP) in 4 relief appearances.
- ◆ Recorded his first Major League win on Sept. 15 vs. Pirates, tossing 2.0 scoreless innings of relief.
- ◆ Made his first career Major League start on Aug. 23 vs. Nationals, allowing 6 runs on 11 hits in 5.0 innings for the loss...struck out 4 and walked 1.
- ◆ Made his Major League debut on Aug. 19 @ Padres, striking out 1 in 1.0 scoreless inning of relief.

## 2006

- ◆ Helped lead Double-A Corpus Christi to the Texas League Championship, ranking second on the team with 106 strikeouts and tied for third with 8 wins...only issued 34 walks in 103.2 innings.
- ◆ Posted a 3-1 record with a 1.82 ERA (5 ER in 24.2 IP) in June.
- ◆ Was the starting pitcher for the South All-Stars in the Texas League All-Star Game...tossed 2.0 perfect innings, including 2 strikeouts and picked up the win as the South All-Stars defeated the North 1-0.
- ◆ Earned the win in Game 1 of the league championship series, allowing 3 runs in 6.0 innings.
- ◆ Finished the postseason 2-0 with a 2.25 ERA (3 ER in 12.0 IP).

## 2005

- ◆ Ranked second in innings pitched and third in strikeouts for Single-A Lexington.

## 2004

- ◆ Ranked fourth in the Appalachian League with 65.2 innings pitched.
- ◆ Named AL Pitcher of the Week from Aug. 23-29 after going 2-0 over 2 starts without allowing a run (13.0 IP).
- ◆ Posted a 5-0 mark with a 1.89 ERA (7 ER in 33.1 IP) in July.
- ◆ Pitched for Caracas in the Venezuelan Winter League...went 3-0 with a 2.66 ERA and 18 strikeouts over 12 games (4 starts).

## 2003

- ◆ Had a season-high 5 strikeouts for Rookie-level Martinsville on June 21 vs. Johnson City in first appearance of season and Aug. 22 vs. Princeton in last appearance of season.
- ◆ Only win of season came on Aug. 14 vs. Bluefield in 2.0 inning relief performance.

## 2002

- ◆ Won his first 3 decisions of the season for the Venezuelan Summer League Astros.
- ◆ Struck out a season-high 8 batters on July 15, tossing 6.0 innings for a no-decision.

## 2001

- ◆ Tied for the Venezuelan Summer League Astros team-lead in saves.

## PERSONAL

- ◆ Juan Carlos Gutierrez.
- ◆ He and his wife, Liany, have a son, Aaron.
- ◆ Product of the Astros Venezuelan Academy.

## CAREER TRANSACTIONS

Dec. 14, 2000	Signed by Houston as non-drafted free agent.
April 20-29, 2005	Disabled list (right shoulder tendinitis).
July 13-Aug. 12, 2006	Disabled list (right shoulder strain).
Dec. 14, 2007	Traded to the Arizona Diamondbacks with RHP Chad Qualls and INF Chris Burke for RHP Jose Valverde.
June 11-July 6, 2008	Disabled list (right elbow inflammation).
Aug. 3-17, 2010	Disabled list (right shoulder inflammation).

## GUTIERREZ'S CAREER RECORD

YEAR	CLUB	W-L	ERA	G	GS	CG	SHO	SV	IP	H	R	ER	HR	HB	BB	SO	WP	BK
2001	VSL Astros	1-0	1.78	10	3	0	0	4	25.1	23	8	5	0	0	8	17	0	0
2002	VSL Astros	3-2	2.13	13	7	0	0	1	38.0	35	14	9	0	7	12	28	6	1
2003	Martinsville	1-2	4.76	16	3	0	0	2	34.0	42	22	18	2	5	13	30	7	1
2004	Greeneville	8-2	3.70	13	13	0	0	0	65.2	74	31	28	4	7	30	59	6	0
2005	Lexington	9-5	3.21	22	21	1	0	0	120.2	106	55	49	10	10	43	100	7	2
	Salem	1-1	3.00	3	2	0	0	0	12.0	10	4	4	1	0	8	9	0	0
2006	Corpus Christi	8-4	3.04	20	20	0	0	0	103.2	94	39	35	10	5	34	106	4	0
2007	Round Rock	5-10	4.15	26	25	0	0	0	156.0	154	84	72	17	2	63	108	6	1
	HOUSTON	1-1	5.91	7	3	0	0	0	21.1	25	14	14	3	0	6	16	1	0
2008	Tucson	5-11	6.09	25	22	0	0	0	116.2	152	94	79	11	5	44	87	5	1
2009	ARIZONA	4-3	4.06	65	0	0	0	9	71.0	67	33	32	2	3	30	66	5	0
2010	ARIZONA	0-6	5.08	58	0	0	0	15	56.2	55	33	32	13	4	23	47	1	0
Minor League Totals		41-37	3.91	148	116	1	0	7	672.0	690	351	292	55	41	255	544	41	6
Major League Totals		5-10	4.71	130	0	0	0	24	149.0	147	80	78	18	7	59	129	7	0

## GUTIERREZ'S SINGLE-GAME BESTS

### STRIKEOUTS (starter)

5.....9/19/07 vs. MIL  
4.....8/23/07 vs. WAS  
3.....9/26/07 @ CIN

### STRIKEOUTS (reliever)

5.....4/19/09 @ SF  
3.....6/26/09 vs. LAA  
3.....5/30/09 vs. ATL  
2.....24x (last: 10/1/10 @ LAD)

### INNINGS PITCHED (reliever)

2.0.....9x (last: 9/6/10 vs. SF)

### SAVE STREAKS

14.....July 10-Oct. 1, 2010  
9.....May 26-Oct. 4, 2009

### INNINGS PITCHED (starter)

6.0.....9/19/07 vs. MIL  
5.0.....2x (last: 9/26/07 @ CIN)

## FIELDING

YEAR	POS	G	PO	A	E	FPC
2007	P	7	1	1	0	1.000
2009	P	65	1	6	0	1.000
2010	P	58	3	10	1	.929
Totals		130	5	17	1	.957

## HITTING TOTALS

YEAR	AVG	AB	H	HR	RBI
2007	.000	6	0	0	0
2009	-	0	0	0	0
2010	-	0	0	0	0
Totals	.000	6	0	0	0

## NON-ROSTER INVITEE



## MIKE HAMPTON

Left-handed Pitcher

21

**HEIGHT, WEIGHT:** 5-10, 195

**BORN:** Sept. 9, 1972  
Brooksville, Fla.

**BATS/THROWS:** Right/Left

**OPENING DAY AGE:** 38

**ML SERVICE:** 16 years, 104 days

**RESIDENCE:** Paradise Valley,  
Ariz.

**SIGNED THROUGH:** 2011

**ALL-STAR (2):** 1999 (NL), 2001 (NL) • **NLCS MVP (1):** 2000 • **GOLD GLOVE (1):** 2003 (NL)  
**SILVER SLUGGER (5):** 1999 (NL), 2000 (NL), 2001 (NL), 2002 (NL), 2003 (NL)

## CAREER HIGHLIGHTS

Hampton enters his second season with the D-backs after spending parts of 15 seasons in the Seattle Mariners, Houston Astros, New York Mets, Colorado Rockies and Atlanta Braves organizations...in 2010, worked out of the bullpen for the first time since 1994...owns a 148-115 record and 4.06 ERA in 419 games (355 starts) in his career...his 148 career wins are tied with the White Sox's Mark Buehrle for 11th among all active pitchers entering the 2011 season...named a National League All-Star in 1999 with Astros and 2001 with Rockies...has made 11 postseason appearances (10 starts), going 2-4 with a 3.74 ERA (27 ER in 65.0 IP)...earned a record five consecutive NL Silver Slugger Awards from 1999-2003 and owns a career .246 batting average with 16 home runs and 79 RBI...started at least 30 games in seven consecutive seasons from 1997-2003, posting a 98-67 record and 4.01 ERA over that span, while finishing tied for third in the Majors with 226 starts and seventh with 1463.0 innings pitched...in 2003, became the first pitcher to ever win a Gold Glove and Silver Slugger award in the same season after posting a .985 fielding percentage and hitting 2 home runs with 8 RBI...had an NL-leading 22 wins in 1999 and became the first left-handed 20-game winner in Astros history, garnering Sporting News' NL Pitcher of the Year honors and finished second in the NL Cy Young voting behind Randy Johnson...also became the first pitcher since the A's Catfish Hunter in 1971 to win 20 games and hit .300 in the same season...in 2001, tied the NL single-season record for pitchers with 7 home runs.

## 2010

- ◆ Signed as a minor league free agent on Aug. 21 and made a brief 4-game stint at Triple-A Reno before being selected to the Major League club on Sept. 3.
- ◆ Working out of the bullpen for the first time since 1994, he had 10 scoreless appearances and held opponents to a .214 average (3-for-14) with a walk and 3 strikeouts...allowed 3 of 10 inherited runners to score.
- ◆ In 4 games at Reno, went 1-0 with a 2.70 ERA (1 ER in 3.1 IP) and .273 opponents average with 2 walks and a strikeout.
- ◆ Made his D-backs debut on Sept. 4 vs. Astros and retired the lone batter he faced to strand a pair of inherited runners.
- ◆ Held righties hitless with a walk and 3 strikeouts while lefties batted .333 (3-for-9).

## 2009

- ◆ Went 7-10 with a 5.30 ERA (66 ER in 112.0 IP) in 21 starts during his second stint with the Astros...the 21 starts marked his most since starting 29 games in 2004.
- ◆ Had 7 quality starts, including 3 games in which he tossed 7.0 innings and allowed just 1 run.
- ◆ Struck out a season-high 8 batters on April 15 @ Pirates.
- ◆ Won back-to-back games on May 31 @ Pirates and June 5 vs. Pirates, allowing just 2 earned runs over 14.0 innings with 8 strikeouts.
- ◆ Left after 5.0 innings in his start on Aug. 13 @ Marlins with pain in his left shoulder and was placed on the disabled list the following day...underwent surgery on Sept. 15 at the Hospital for Special Surgery in New York to repair a full tear in his left rotator cuff.

## 2008

- ◆ Opened the season on the disabled list with a strained left pectoral muscle...went 3-4 with a 4.85 ERA (42 ER in 78.0 IP) in 13 starts after coming off the disabled list on July 26...had not pitched in the Majors since Aug. 19, 2005.
- ◆ Was scheduled to make his first start of the season on April 3 vs. Pirates, but suffered a strained left pectoral muscle minutes before the game...made a pair of rehab starts for Triple-A Richmond on April 25 and 30, but reaggravated the left pectoral strain in his second start to shelve him for nearly two months...also made rehab starts on June 30 with Single-A Rome, July 5 with Single-A Myrtle Beach and July 10 and 16 with Double-A Mississippi.
- ◆ Made his first appearance on July 26 @ Phillies...became the second pitcher in the expansion era since 1961 with at least 250 career starts to start a game after missing two consecutive seasons (Elias).
- ◆ His 11-4 win on Aug. 5 @ Giants was his first since Aug. 14, 2005, a span of 1,087 days between victories...became just the fifth Major League pitcher (with at least 100 career wins) over the last 30 years to record a span of at least 1,000 days between big league victories.
- ◆ Had quality outings in 8 of his last 9 starts, but was 2-3 with a 3.72 ERA with 4 no decisions in those games.
- ◆ Tossed a season-high 8.0 innings on Aug. 27 vs. Marlins, his longest outing since tossing a complete game on May 8, 2005 vs. Astros.

## 2007

- ◆ Missed the entire season after being placed on the disabled list on March 30 (retroactive to March 23) with a strained left oblique...also discovered a torn flexor tendon in his left elbow...had surgery on April 10 and was transferred to the 60-day disabled list on April 14.
- ◆ Made a start for Navojao of the Mexican Winter League on Nov. 22 and pitched 1.0 inning before leaving due to an injured right hamstring.

## 2006

- ◆ Missed the entire season recovering from Tommy John surgery performed on Sept. 26, 2005.

## 2005

- ◆ Compiled a 5-3 record and 3.50 ERA (27 ER in 69.1 IP) in 12 starts for the Braves.
- ◆ Missed a total of 118 games due to 5 separate stints on the disabled list...placed on the disabled list from May 15-31 with a strained left forearm; from June 1-July 17 with the same injury; July 18-Aug. 14 with a strained lower back; Aug. 20-Sept. 11 with a herniated disk in his back; and Sept. 12 through the remainder of the season with a strained left elbow.
- ◆ Threw a complete game shutout on May 8 vs. Astros, his first since May 9, 2001...allowed just 2 hits, the fewest in a complete game in his career and also hit a home run in the game.
- ◆ Posted a 4-1 record and 1.83 ERA (12 ER in 39 IP) through 9 starts in April and May... appeared in only 3 games from June 1 through the end of the season.

## 2004

- ◆ Opened the season 0-5 for the first time in his career until winning on May 23 vs. Dodgers...was on the losing end of Randy Johnson's perfect game on May 18 @ Braves despite also going the distance for his 20th career complete game, allowing 2 runs on 8 hits.
- ◆ Finished the year by going 12-2 in his last 16 starts...Went 5-0 with a 2.62 ERA in July and followed that up by going 4-1 with a 4.67 ERA in August.
- ◆ Suffered a torn meniscus cartilage on Sept. 11 vs. Expos...pitched in the postseason and underwent arthroscopic surgery to repair the torn meniscus following the season.

**2004 POSTSEASON HIGHLIGHTS:** Started Game 2 of the NLDS vs. Astros on Oct. 7, allowing 2 runs on 4 hits over 6.1 innings before leaving with tightness in his left forearm...appeared in relief of Game 4 @ Astros on Oct. 10, tossing a scoreless seventh inning as the Braves tied the series with a 6-5 win.

## 2003

- ◆ Became the first pitcher to ever win a Gold Glove and Silver Slugger in the same season after posting a .985 fielding percentage and hitting 2 home runs with 8 RBI...was his fifth consecutive Silver Slugger award.
- ◆ Allowed 2 or fewer earned runs in 18 of his 31 regular season starts, including 9 of his last 11 starts.
- ◆ Went 11-3 with a 3.26 ERA (41 ER in 113.1 IP) over his last 17 starts.
- ◆ Had a 9-game winning streak over 10 starts from July 6-Aug. 23...tied for the longest winning streak in the NL.
- ◆ Tossed a complete game on Aug. 7 @ Brewers, his first since 2001.

**2003 POSTSEASON HIGHLIGHTS:** Started Games 2 and 5 of the NLDS vs. Cubs, going 0-1 with a 4.26 ERA...struck out the side in the first and second innings of Game 2 on Oct. 1 to become just the fourth pitcher in postseason history to strike out 6 consecutive batters...received a no decision in the 5-3 win...took the 5-1 loss in Game 5 on Oct. 5 as the Cubs clinched the series.

## 2002

- ◆ Made 30 starts for the sixth consecutive season...led the NL in 1.41 ground into double plays-per-9.0 innings.
- ◆ Earned his fourth straight NL Silver Slugger award after leading all pitchers with a .344 average (22-for-64), 22 hits and 3 home runs...had an 8-game hitting streak from July 22-Aug. 29.
- ◆ Recorded his 100th career victory in a combined shutout, 10-0, on April 30 vs. Pirates.
- ◆ Made his final start of the season on Sept. 9 vs. Astros...sprained ligaments in his right foot forced him to leave the game and ended his season.

## 2001

- ◆ Led the Rockies pitching staff with 14 wins, 32 starts and 203.0 innings pitched en route to being named the BBWAA Rockies Pitcher of the Year and earned the first All-Star berth by a pitcher in Rockies franchise history... became the first pitcher in Rockies history to receive the NL Silver Slugger award.
- ◆ His 23 hits and 16 RBI also set new franchise records...tied Don Drysdale (1958, 1965) and Don Newcombe (1955) for the NL single-season record for a pitcher with 7 home runs...the 16 RBI were the most by any big league pitcher since Don Robinson had 16 with the Pirates in 1982.
- ◆ Was the Opening Day starter on April 2 vs. Cardinals, tossing 8.1 scoreless innings with 5 strikeouts in the 8-0 win.
- ◆ Connected for his first career home run on April 7 vs. Padres.
- ◆ Went 3-0 with a 2.97 ERA in April and won his first 2 starts in May, including a complete game shutout, 6-0, on May 9 vs. Mets.
- ◆ On June 5 vs. Astros, homered in consecutive at-bats off Wade Miller to become the first Rockies pitcher to accomplish the feat...homered for the third time in 4 at-bats with a solo shot in his first plate appearance on June 10 vs. Cardinals.

## 2000

- ◆ Among NL pitchers, his .325 opponents slugging percentage was first, his 2.05 home ERA was second and his 3.14 ERA ranked fifth (sixth in the Majors).
- ◆ Opened the season on March 29 vs. Cubs in Tokyo...walked a career-high 9 batters in the 5-3 loss.

**2000 POSTSEASON HIGHLIGHTS:** Made his fourth consecutive trip to the NLDS...suffered the loss in Game 1 @ Giants on Oct. 4 after allowing 5 runs on 6 hits and 3 walks with 2 strikeouts over 5.1 innings...won both of his starts vs. Cardinals in the NLCS, while also garnering series MVP honors after going 2-0 with 16.0 scoreless innings...clinched the series victory with a complete game, 3-hit shutout on Oct. 16...started Game 2 of the World Series @ Yankees on Oct. 22, allowing 4 runs on 8 hits and 5 walks with 4 strikeouts over 6.0 innings in the 6-5 loss.

## 1999

- ◆ Led the NL with 22 wins and an .846 winning percentage, while finishing tied for second with 2 shutouts, third with a 2.90 ERA and fourth with 239.0 innings pitched...finished second in the NL Cy Young voting with 110 points, behind Randy Johnson's 134 points...became the first left-handed 20-game winner in Astros history.
- ◆ Named the Sporting News' NL Pitcher of the Year and garnered NL Silver Slugger honors...also named to his first career All-Star team.
- ◆ Hit .311 (23-for-74) to become the first pitcher to win 20 games and hit .300 in the same season since the A's Catfish Hunter in 1971 (21 wins, .350 average).
- ◆ Won a career-high 11 straight decisions from June 30-Sept. 13.
- ◆ Tossed complete games in two straight starts on July 18 vs. Indians (2-0) and July 23 vs. Padres (7-4).

**1999 POSTSEASON HIGHLIGHTS:** Started on Oct. 8 vs. Braves in the NLDS, allowing 3 runs on 6 hits and a walk with 9 strikeouts over 7.0 innings but did not factor in the decision.

## 1998

- ◆ Led the NL with 31 ground-ball double-plays induced.

**1998 POSTSEASON HIGHLIGHTS:** Allowed a run on 2 hits and a walk with 2 strikeouts, but did not factor in the 2-1 loss on Oct. 3 @ Padres in his lone NLDS start.

## 1997

- ◆ Among NL pitchers, ranked tied for third with 34 starts and 7 complete games, tied for fifth with 2 shutouts, ninth with 223.0 innings and tied for ninth with 15 wins.
- ◆ Tossed a complete game on July 2 vs. Indians (6-2), the first of 7 straight winning decisions over a 9-start stretch from July 2-Aug. 12...tossed 5 complete games and owned a 2.15 ERA (17 ER in 71.0 IP) over that stretch.

**1997 POSTSEASON HIGHLIGHTS:** Started Game 2 of the NLDS on Oct. 1 @ Braves...his win on Sept. 25 vs. Cubs clinched the NL Central title.

## 1996

- ◆ Recorded at least 100 strikeouts for the second straight season.
- ◆ Tossed a 3-hit complete game shutout on May 1 vs. Braves...also pitched a complete game on July 1 @ Marlins.

## 1995

- ◆ Finished 11th in the NL with a 3.35 ERA...reached the 100 strikeout mark for the first time in his career.
- ◆ Placed on the disabled list on May 15 with a partial tear of the medial collateral ligament in his left elbow...reinstated on June 3.
- ◆ Won 6 straight decisions from June 28-Aug. 6.

## 1994

- ◆ Made 44 relief appearances in first full season in the Majors...marked the only season in his career that he did not make a start.
- ◆ Made his NL debut on Opening Day (April 4) vs. Expos.

## 1993

- ◆ Made his Major League debut on April 17 @ Tigers...earned his first victory, 6-3, on April 23 vs. Yankees.
- ◆ Optioned to Double-A Jacksonville on May 11...recalled on June 28.
- ◆ Notched his lone career save on July 15 @ Red Sox.

## 1992

- ◆ Led the California League with 2 shutouts...named the fifth-best prospect in the Mariners organization by *Baseball America*.
- ◆ Split time between Single-A San Bernardino and Double-A Jacksonville...named team MVP with San Bernardino...also named to the California League All-Star team.

## 1991

- ◆ Split time between Single-A San Bernardino and Single-A Bellingham.
- ◆ Named to the Northwest League All-Star team with Bellingham after going 5-2 with a 1.58 ERA in 9 starts.

## 1990

- ◆ Led the Arizona League with 7 wins in his first professional season.

## PERSONAL

- ◆ William Michael (Mike) Hampton.
- ◆ Has two sons, Gage and Griffin, and resides in Paradise Valley, Ariz.
- ◆ Was a two-time All-State selection in football and baseball at Crystal River High School (Fla.)...he went 10-3 with a 0.42 ERA and 153 strikeouts over 93.0 innings in 14 games as a senior.
- ◆ Is an inductee in the Ted Williams Hitters Hall of Fame.

## CAREER TRANSACTIONS

June 4, 1990	Signed by the Seattle Mariners as their sixth-round selection in the 1990 First-Year Player Draft.
Dec. 10, 1993	Traded to the Houston Astros with OF Mike Felder for OF Eric Anthony.
May 15-June 3, 1995	Disabled list (partial tear of medial collateral ligament in left elbow).
June 16-July 4, 1998	Disabled list (strained left groin).
Dec. 23, 1999	Traded to the New York Mets with OF Derek Bell for OF Roger Cedeno, RHP Octavio Dotel and LHP Kyle Kessel.
Dec. 9, 2000	Signed by the Colorado Rockies as a free agent.
Nov. 16, 2002	Traded to the Florida Marlins with OF Juan Pierre for OF Preston Wilcox, C Charles Johnson, LHP Vic Darenbourg and INF Pablo Ozuna.
Nov. 18, 2002	Traded to the Atlanta Braves for RHP Tim Lincecum and RHP Ryan Baker.
March 28-April 19, 2003	Disabled list (strained right calf).
May 15-31, 2005	Disabled list (strained left forearm).
June 1-July 17, 2005	Disabled list (strained left forearm).
Aug. 20-Sept. 11, 2005	Disabled list (herniated disk in back).
Sept. 12-Nov. 3, 2005	Disabled list (strained left elbow).
March 31-Nov. 1, 2006	Disabled list (Tommy John surgery).
March 23-Nov. 13, 2007	Disabled list (torn left flexor tendon).
March 30-July 26, 2008	Disabled list (strained left pectoral muscle).
Dec. 3, 2008	Signed by the Houston Astros as a free agent.
Aug. 14, 2009	Disabled list (torn left rotator cuff).
Aug. 21, 2010	Signed by the Arizona Diamondbacks as a minor league free agent.



## HAMPTON'S CAREER RECORD

YEAR	CLUB	W-L	ERA	G	GS	CG	SHO	SV	IP	H	R	ER	HR	HB	BB	SO	WP	BK
1990	AZL Mariners	7-2	2.66	14	13	0	0	0	64.1	52	32	19	0	4	40	59	10	6
1991	San Bernadino	1-7	5.25	18	15	1	1	0	73.2	71	58	43	3	6	47	57	12	3
	Bellingham	5-2	1.58	9	9	0	0	0	57.0	32	15	10	0	0	26	65	6	3
1992	San Bernadino	13-8	3.12	25	25	6	2	0	170.0	163	75	59	8	3	66	132	10	4
	Jacksonville	0-1	4.35	2	2	1	0	0	10.1	13	5	5	0	0	1	6	0	0
1993	SEATTLE	1-3	9.53	13	3	0	0	1	17.0	28	20	18	3	0	17	8	1	1
	Jacksonville	6-4	3.71	15	14	1	0	0	87.1	71	43	36	3	4	33	84	2	4
1994	HOUSTON	2-1	3.70	44	0	0	0	0	41.1	46	19	17	4	2	16	24	5	1
1995	HOUSTON	9-8	3.35	24	24	0	0	0	150.2	141	73	56	13	4	49	115	3	1
1996	HOUSTON	10-10	3.59	27	27	2	1	0	160.1	175	79	64	12	3	49	101	7	2
1997	HOUSTON	15-10	3.83	34	34	7	2	0	223.0	217	105	95	16	2	77	139	6	1
1998	HOUSTON	11-7	3.36	32	32	1	1	0	211.2	227	92	79	18	5	81	137	4	2
1999	HOUSTON	22-4	2.90	34	34	3	2	0	239.0	206	86	77	12	5	101	177	9	0
2000	NEW YORK - NL	15-10	3.14	33	33	3	1	0	217.2	194	89	76	10	8	99	151	10	0
2001	COLORADO	14-13	5.41	32	32	2	1	0	203.0	236	138	122	31	8	85	122	6	0
2002	COLORADO	7-15	6.15	30	30	0	0	0	178.2	228	135	122	24	7	91	74	9	2
2003	ATLANTA	14-8	3.84	31	31	1	0	0	190.0	186	91	81	14	1	78	110	10	1
2004	ATLANTA	13-9	4.28	29	29	1	0	0	172.1	198	86	82	15	1	65	87	3	2
2005	ATLANTA	5-3	3.50	12	12	1	1	0	69.1	74	28	27	5	0	18	27	1	0
	+Richmond	0-0	2.25	1	1	0	0	0	4.0	4	1	1	0	0	0	3	0	0
	+GCL Braves	0-0	0.00	1	1	0	0	0	5.0	6	0	0	0	0	0	4	0	0
2006	Injured - did not play																	
2007	Injured - did not play																	
2008	+Richmond	0-1	1.42	2	2	0	0	0	6.1	6	1	1	0	0	3	6	0	0
	+GCL Braves	0-0	0.00	2	2	0	0	0	5.2	4	0	0	0	0	0	4	0	0
	+Rome	0-0	9.00	1	1	0	0	0	3.0	8	4	3	0	0	0	5	1	0
	+Myrtle Beach	0-0	0.00	1	1	0	0	0	5.0	5	0	0	0	0	0	6	0	0
	+Mississippi	0-0	3.86	2	2	0	0	0	7.0	7	3	3	1	0	1	6	0	0
	ATLANTA	3-4	4.85	13	13	0	0	0	78.0	83	45	42	10	1	28	38	0	0
2009	HOUSTON	7-10	5.30	21	21	0	0	0	112.0	128	71	66	13	2	46	74	1	0
2010	Reno	1-0	2.70	4	0	0	0	0	3.1	3	1	1	0	0	2	1	0	0
	<b>ARIZONA</b>	0-0	0.00	10	0	0	0	0	4.1	3	0	0	0	0	1	3	0	0
Minor League Totals		33-25	3.25	97	88	9	3	0	502.0	445	238	181	15	17	219	438	41	20
American League Totals		1-3	9.53	13	3	0	0	1	17.0	28	20	18	3	0	17	8	1	1
National League Totals		147-112	4.02	406	352	21	9	1	2251.1	2342	1137	1006	197	49	884	1379	74	12
Major League Totals		148-115	4.06	419	355	21	9	1	2268.1	2370	1157	1024	200	49	901	1387	75	13

DIVISION SERIES RECORD																		
YEAR	CLUB	W-L	ERA	G	GS	CG	SHO	SV	IP	H	R	ER	HR	HB	BB	SO	WP	BK
1997	HOU vs. ATL	0-1	11.57	1	1	0	0	0	4.2	2	6	6	1	0	8	2	0	0
1998	HOU vs. SD	0-0	1.50	1	1	0	0	0	6.0	2	1	1	0	0	1	2	1	0
1999	HOU vs. ATL	0-0	3.86	1	1	0	0	0	7.0	6	3	3	1	0	1	9	1	0
2000	NYM vs. SF	0-1	8.44	1	1	0	0	0	5.1	6	5	5	1	0	3	2	0	0
2003	ATL vs. CHC	0-1	4.26	2	2	0	0	0	12.2	11	6	6	2	0	6	16	1	0
2004	ATL vs. HOU	0-0	2.45	2	1	0	0	0	7.1	4	2	2	2	0	4	6	0	0
Totals		0-3	4.81	8	7	0	0	0	43.0	31	23	23	7	0	23	37	3	0

LEAGUE CHAMPIONSHIP SERIES RECORD																		
YEAR	CLUB	W-L	ERA	G	GS	CG	SHO	SV	IP	H	R	ER	HR	HB	BB	SO	WP	BK
2000	NYM vs. STL	2-0	0.00	2	2	1	1	0	16.0	9	0	0	0	0	4	12	1	0
Totals		2-0	0.00	2	2	1	1	0	16.0	9	0	0	0	0	4	12	1	0

WORLD SERIES RECORD																		
YEAR	CLUB	W-L	ERA	G	GS	CG	SHO	SV	IP	H	R	ER	HR	HB	BB	SO	WP	BK
2000	NYM vs. NYY	0-1	6.00	1	1	0	0	0	6.0	8	4	4	1	1	5	4	0	0
Totals		0-1	6.00	1	1	0	0	0	6.0	8	4	4	1	1	5	4	0	0

ALL-STAR GAME RECORD																		
YEAR	CLUB	W-L	ERA	G	GS	CG	SHO	SV	IP	H	R	ER	HR	HB	BB	SO	WP	BK
1999	Boston - NL	0-0	0.00	1	0	0	0	0	0.2	0	0	0	0	0	0	0	0	0
2001	Seattle - NL	0-0	0.00	1	0	0	0	0	1.0	1	1	0	0	0	0	0	0	0
Totals		0-0	0.00	2	0	0	0	0	1.2	1	1	0	0	0	0	0	0	0

## HAMPTON'S SINGLE-GAME BESTS

### STRIKEOUTS (starter)

12.....8/25/98 vs. ATL  
9.....8x (last: 5/26/03 vs. CIN)  
8.....12x (last: 4/15/09 @ PIT)

### STRIKEOUTS (reliever)

3.....5/14/94 vs. COL  
2.....8x (last: 7/18/94 vs. STL)

### INNINGS PITCHED (starter)

9.0.....22x (last: 5/8/05 vs. HOU)  
8.0.....29x (last: 8/27/08 vs. FLA)  
7.2.....8x (last: 6/5/01 vs. HOU)

### INNINGS PITCHED (starter)

2.2.....2x (last: 7/7/94 @ CHC)  
2.0.....4x (last: 7/18/94 vs. STL)

### COMPLETE GAMES

21x (last: 5/8/05 vs. HOU)

### SHUTOUTS

9x (last: 5/8/05 vs. HOU)

### WINNING STREAKS

11.....June 30-Sept. 13, 1999  
9.....July 6-Aug. 23, 2003  
7.....July 2-Aug. 12, 1997

## FIELDING

YEAR	POS	G	PO	A	E	FPC
1993	P	13	0	2	1	.667
1994	P	44	6	11	0	1.000
1995	P	24	10	23	3	.917
1996	P	27	13	33	2	.958
1997	P	34	16	58	3	.961
1998	P	32	11	49	4	.938
1999	P	34	12	41	3	.946
2000	P	33	10	45	2	.965
2001	P	32	12	46	0	1.000
2002	P	30	12	35	1	.979
2003	P	31	15	52	1	.985
2004	P	29	13	37	2	.962
2005	P	12	2	11	2	.867
2008	P	13	3	17	1	.952
2009	P	21	9	17	2	.929
2010	P	10	0	0	0	-
Totals		419	144	476	27	.958

## HITTING TOTALS

YEAR	AVG	AB	H	HR	RBI
1994	.000	1	0	0	0
1995	.146	48	7	0	0
1996	.238	42	10	0	3
1997	.137	73	10	0	8
1998	.262	61	16	0	2
1999	.311	74	23	0	10
2000	.274	73	20	0	8
2001	.291	79	23	7	16
2002	.344	64	22	3	5
2003	.183	60	11	2	8
2004	.172	64	11	2	7
2005	.320	25	8	1	1
2008	.208	24	5	0	4
2009	.324	37	12	1	7
Totals	.246	725	178	16	79



## AARON HEILMAN

Right-handed Pitcher

44

**HEIGHT, WEIGHT:** 6-5, 229

**BATS/THROWS:** Right/Right

**OPENING DAY AGE:** 32

**ML SERVICE:** 6 years, 123 days

**SIGNED THROUGH:** 2011

**BORN:** Nov. 11, 1978  
Logansport, Ind.

**RESIDENCE:** Chicago, Ill.

## CAREER HIGHLIGHTS

Heilman enters his second season with the D-backs after appearing in a team-high 70 games in 2010... converted to a reliever in May 2005 after starting 25 of his first 27 big league games...in 420 relief appearances, he is 26-32 with 16 saves and a 3.77 ERA (193 ER in 461.0 IP) with 179 walks and 409 strikeouts...among all relievers since 2005, he ranks first with 459.1 innings pitched and tied for third with 419 appearances... among NL relievers during that span, his 91 holds rank tied for third behind the Phillies' Ryan Madson (103) and the Mets' Pedro Feliciano (96)...since 2006, is the only reliever to post five straight seasons of at least 70 relief appearances.

## 2010

- ◆ Proved himself as a reliable arm out of the bullpen after leading the team with 70 appearances...since 2006, is the lone reliever with 5 straight seasons of at least 70 appearances.
- ◆ Went 5-8 with a 4.50 ERA (36 ER in 72.0 IP), .260 opponents average, 26 walks and 55 strikeouts...converted a career-high 6 saves after being tabbed as the closer for the middle part of the season.
- ◆ Led the club with 12 holds and tied Esmerling Vasquez for the most strikeouts among D-backs relief pitchers.
- ◆ Held lefties to a .229 average (32-for-140) with 12 walks and 28 strikeouts...opponents hit just .195 (16-for-82) with 12 walks and 17 strikeouts with runners in scoring position.
- ◆ From April 27-June 13, held opponents scoreless in 18 of 21 games (1.25 ERA, 3 ER in 21.2 IP), including a 10-game scoreless streak (8.2 IP) April 27-May 14.
- ◆ Posted his best numbers over 11 games in May, going 1-0 with a 1.54 ERA (2 ER in 11.2 IP) and .238 opponents average with 2 walks and 12 strikeouts.
- ◆ On June 19 @ Tigers, recorded 4 outs for his first save since Aug. 1, 2009 @ Marlins...of his 16 career saves, 4 have come after recording 4 or more outs.
- ◆ Had a season-high 3 strikeouts on July 21 vs. Mets...on July 29 @ Phillies, faced the minimum 6 batters in a season-high-tying 2.0 scoreless innings.
- ◆ Held the opposition scoreless in 12 of 14 outings from July 9-Aug. 13, going 1-0 with 3 saves, a 1.62 ERA (3 ER in 16.2 IP) and .183 opponents average (11-for-60) with 6 walks and 13 strikeouts.

- ♦ Had 8 consecutive scoreless outings (10.1 IP) from July 21-Aug. 6, the longest such streak for a D-backs reliever this season.
- ♦ Finished the season by holding opponents scoreless in 10 of 14 outings from Aug. 26-Oct. 3.

## 2009

- ♦ In his lone season with the Cubs, held opponents to a .257 (68-for-265) batting average as lefties hit .210 (22-for-105) and righties hit .288 (46-for-160).
- ♦ Opened the season by holding opponents scoreless in 10 of his first 11 outings for a 0.82 ERA (1 ER in 11.0 IP).
- ♦ Posted a 1.74 ERA (4 ER in 20.2 IP) over 16 games from May 28-July 8.
- ♦ Converted his lone save with a perfect 10th inning in a 9-8 win on Aug. 1 @ Marlins.
- ♦ Closed the season by holding opponents scoreless in 13 of his final 17 appearances for a 2.33 ERA (5 ER in 19.1 IP), including a season-low 2.00 ERA (2 ER in 9.0 IP) over 9 games in September.

## 2008

- ♦ Among NL relievers, ranked seventh with 78 appearances and tied for 12th with 76.0 innings pitched.
- ♦ Held opponents to a .258 batting average (75-for-291) with a .222 average (38-for-171) by righties and a .308 clip (37-for-120) by lefties.
- ♦ Secured his 57th hold as a Met on April 19 @ Phillies, surpassing Dennis Cook (56 holds) for the franchise lead.
- ♦ Posted a 0.64 ERA (1 ER in 14.0 IP) while holding opponents scoreless in 13 of 14 games in June.
- ♦ Over 46 games spanning 47.1 innings pitched from May 26-Aug. 26, had 55 strikeouts against 22 walks.
- ♦ Held opponents scoreless in 16 of his final 19 outings for a 3.45 ERA (6 ER in 15.2 IP).
- ♦ On Dec. 10, was traded to the Mariners as part of a nine-player trade.

## 2007

- ♦ Set career highs with 81 games and a 3.03 ERA.
- ♦ His 81 outings were the second-most by a Mets' reliever in a season behind Mike Stanton's 83 games in 2004.
- ♦ Among NL relievers, ranked third with 7 wins, fifth with 86.0 innings pitched, tied for fifth with 81 games and tied for eighth with 22 holds...among all relievers, ranked tied for fourth in wins, tied for sixth in appearances and eighth in innings pitched.
- ♦ Limited opponents to a .224 batting average (72-for-321) as righties hit .218 (43-for-197) and lefties batted .234 (29-for-124).
- ♦ Allowed only 8 of 29 inherited runners (27.6%) to score.
- ♦ Stranded his first 16 inherited runners before allowing one of two inherited runners to score on June 26 vs. Cardinals.
- ♦ After the All-Star break, posted a 2.27 ERA (11 ER in 43.2 IP) and .214 opponents batting average (34-for-159).
- ♦ Held opponents scoreless in 21 of his final 26 outings for a 1.67 ERA (5 ER in 27.0 IP).

## 2006

- ♦ Among NL relievers, ranked second with 27 holds and fifth with 87.0 innings pitched...among all relievers, ranked fourth in holds and seventh in innings pitched.
- ♦ Retired all 9 batters he faced in a season-high 3.0 innings pitched on May 19 vs. Yankees.
- ♦ Following the All-Star break, held opponents scoreless in 29 of 35 games for a 2.65 ERA (11 ER in 37.1 IP).
- ♦ In September, held opponents scoreless in 10 of 11 outings for a 0.77 ERA (1 ER in 11.2 IP).
- ♦ Had right elbow surgery on Oct. 23 performed by Dr. David Altchek.

**2006 POSTSEASON HIGHLIGHTS:** Went 0-1 with a 3.68 ERA (3 ER in 7.1 IP) while holding opponents scoreless in 4 of 6 games in the NLDS vs. Dodgers and NLCS vs. Cardinals...in Game 7 of the NLCS, suffered the loss, 3-1, after allowing a 2-run home run to St. Louis' Yadier Molina in the ninth inning.

## 2005

- ♦ Opened the season as a starter before being converted to a reliever in mid-May...started 7 of his first 8 games before making 45 relief appearances.
- ♦ Among NL relievers, ranked 10th with a 2.18 ERA (16 ER in 66.0 IP).
- ♦ After the All-Star break, led all relievers with a 0.68 ERA (3 ER in 40.0 IP) while holding opponents scoreless in 22 of 26 outings.
- ♦ Tossed his first and only complete-game shutout, a one-hitter with 3 walks and 7 strikeouts in a 4-0 win on April 15 vs. Marlins, allowing only an infield single to Luis Castillo in the fourth inning.
- ♦ Recorded his first big league save on Aug. 17 vs. Pirates with 2.0-scoreless innings pitched and 4 strikeouts.

## 2004

- ♦ Made 26 starts at Triple-A Norfolk and also started 5 games for the Mets late in the season.
- ♦ Recalled by the Mets to start on Aug. 23, suffered a 9-4 loss vs. Padres then was optioned to Norfolk on Aug. 24.
- ♦ Rejoined the Mets on Sept. 8 and made 4 more starts.

## 2003

- ♦ In his first season of Major League action, pitched in 14 games (13 starts) for the Mets after having his contract purchased on June 26 from Triple-A Norfolk, where he opened the season and started 16 games.
- ♦ Made his Major League debut on June 26 vs. Marlins, suffering a 6-1 loss...became the Mets' seventh first-round pick to make his debut as a starting pitcher.
- ♦ Recorded his first Major League win, 8-6, on July 21 @ Phillies.

- ♦ Had a career-high 7 strikeouts in a 4-3 loss on July 31 vs. Brewers.
- ♦ Collected his first Major League hit and RBI with an RBI single off of Sidney Ponson on Aug. 12 vs. Giants.

## 2002

- ♦ Pitched a combined 27 games (24 starts) at Double-A Binghamton and Triple-A Norfolk.
- ♦ Held opponents to a .238 average (127-for-534) with 44 walks and 132 strikeouts...limited lefties to a .192 average (43-for-224) with 14 walks and 58 strikeouts while righties hit .271 (84-for-310) with 30 walks and 74 strikeouts.

## 2001

- ♦ In his first professional season, started 7 games for Single-A St. Lucie.
- ♦ Got the starting nod in his debut on July 28 vs. Daytona, allowing 1 run on 4 hits and 1 walk with 4 strikeouts over 3.0 innings.

## PERSONAL

- ♦ Aaron Michael Heilman.
- ♦ He and his wife, Kerri, have a daughter, Elizabeth.
- ♦ Graduated in 2001 from the University of Notre Dame, where he went 43-7 with 12 saves and a 2.49 ERA (109 ER in 393.2 IP) with 107 walks and 425 strikeouts in 83 games (44 starts)...team MVP in 2000-01...set Notre Dame career records for wins, innings pitched, strikeouts and double-digit strikeout games (6)...four-time *Collegiate Baseball Magazine* All-American: Third-Team in 1998-99, First-Team in 2000-01...named Big East Pitcher of the Year in 2000 and 2001...four-time All-Big East Conference selection: Second-Team in 1998, First-Time in 1999-2001... set Big East Conference career records for wins (23), strikeouts (199) and complete games (18)...at the conclusion of his career, became the 14th Division I pitcher to reach 40-plus wins and 400-plus strikeouts...as a freshman, led the nation with a 1.61 ERA and earned *Collegiate Baseball Magazine* National Co-Freshman of the Year honors, was selected to the Big East All-Rookie Team and named a Freshman All-American by *Baseball America* and *Collegiate Baseball Magazine*... following his freshman season, played for Team USA in 1999 and went 4-2 with 2 saves and a 2.41 ERA (10 ER in 37.1 IP) in 13 games (6 starts)...as a junior, earned *Collegiate Baseball Magazine* First-Team All-American honors...as a senior, went 15-0 with 12 complete games, 3 shutouts and a 1.74 ERA in 15 starts en route to earning First-Team All-American honors from *Baseball America*, *Collegiate Baseball Magazine*, ABCA, USA Today and NCBWA.
- ♦ Graduated from Logansport (Ind.) High School.
- ♦ Selected by the Minnesota Twins in the 31st round of the 2000 First-Year Player Draft but chose not to sign.
- ♦ Signed by Joe Morlan.

## CAREER TRANSACTIONS

July 17, 2001	Signed by the New York Mets as their first-round selection (18th overall) in the 2001 First-Year Player Draft.
Oct. 23, 2006	Right elbow surgery performed by Dr. David Altchek.
Dec. 10, 2008	Traded to the Seattle Mariners with INF Mike Carp, OF Endy Chavez, LHP Jason Vargas, OF Ezequiel Carrera and RHP Maikel Cleto for RHP J.J. Putz, RHP Sean Green and OF Jeremy Reed.
Jan. 28, 2009	Traded to the Chicago Cubs for INF Ronny Cedeno and LHP Garrett Olson.
Nov. 19, 2009	Traded to the Arizona Diamondbacks for LHP Scott Maine and INF Ryne White.
Jan. 18, 2010	Signed by the Arizona Diamondbacks as a free agent.

## HEILMAN'S CAREER RECORD

YEAR	CLUB	W-L	ERA	G	GS	CG	SHO	SV	IP	H	R	ER	HR	HB	BB	SO	WP	BK
2001	St. Lucie	0-1	2.35	7	7	0	0	0	38.1	26	11	10	0	1	13	39	1	0
2002	Binghamton	4-4	3.82	17	17	0	0	0	96.2	85	43	41	7	6	28	97	5	0
	Norfolk	2-3	3.28	10	7	0	0	0	49.1	42	18	18	3	1	16	35	0	0
2003	Norfolk	6-4	3.24	16	16	0	0	0	94.1	99	37	34	5	2	32	71	1	0
	NEW YORK-NL	2-7	6.75	14	13	0	0	0	65.1	79	53	49	13	3	41	51	5	0
2004	Norfolk	7-10	4.33	26	26	1	0	0	151.2	156	88	73	15	10	66	123	5	0
	NEW YORK-NL	1-3	5.46	5	5	0	0	0	28.0	27	17	17	4	0	13	22	0	0
2005	NEW YORK-NL	5-3	3.17	53	7	1	1	5	108.0	87	40	38	6	6	37	106	1	1
2006	NEW YORK-NL	4-5	3.62	74	0	0	0	0	87.0	73	37	35	5	3	28	73	5	0
2007	NEW YORK-NL	7-7	3.03	81	0	0	0	1	86.0	72	36	29	8	5	20	63	2	0
2008	NEW YORK-NL	3-8	5.21	78	0	0	0	3	76.0	75	48	44	10	9	46	80	2	0
2009	CHICAGO-NL	4-4	4.11	70	0	0	0	1	72.1	68	34	33	9	1	34	65	4	0
2010	ARIZONA	5-8	4.50	70	0	0	0	6	72.0	73	37	36	9	5	26	55	8	0
Minor League Totals		19-22	3.68	76	73	1	0	0	430.1	408	197	176	30	20	155	365	12	0
Major League Totals		31-45	4.25	445	25	1	1	46	594.2	554	302	281	64	32	245	515	27	1

### DIVISION SERIES RECORD

YEAR	CLUB	W-L	ERA	G	GS	CG	SHO	SV	IP	H	R	ER	HR	HB	BB	SO	WP	BK
2006	NYM vs. LAD	0-0	3.00	3	0	0	0	0	3.0	3	1	1	1	0	0	1	0	0
Totals		0-0	3.00	3	0	0	0	0	3.0	3	1	1	1	0	0	1	0	0

### LEAGUE CHAMPIONSHIP SERIES RECORD

YEAR	CLUB	W-L	ERA	G	GS	CG	SHO	SV	IP	H	R	ER	HR	HB	BB	SO	WP	BK
2006	NYM vs. STL	0-1	4.15	3	0	0	0	0	4.1	4	2	2	1	0	1	5	1	0
Totals		0-1	4.15	3	0	0	0	0	4.1	4	2	2	1	0	1	5	1	0

## HEILMAN'S SINGLE-GAME BESTS

### STRIKEOUTS (starter)

7.....7/31/03 vs. MIL  
 7.....8/12/03 vs. SF  
 7.....4/15/05 vs. FLA  
 7.....5/15/05 vs. STL  
 6.....9/13/04 vs. ATL

### STRIKEOUTS (reliever)

5.....5/5/05 vs. PHI  
 5.....8/2/05 vs. MIL  
 4.....10x (last: 6/27/09 @ CWS)

### INNINGS PITCHED (starter)

9.0.....4/15/05 vs. FLA  
 7.0.....3x (last: 4/25/05 vs. ATL)

### INNINGS PITCHED (reliever)

3.1.....5/5/05 vs. PHI  
 3.0.....5/19/06 vs. NYY  
 3.0.....7/26/08 vs. STL  
 3.0.....8/26/08 @ PHI  
 2.2.....2x (last: 8/2/05 vs. MIL)

### WINNING STREAKS (starter)

4.....May 3-25, 2007  
 3.....May 9-Aug. 20, 2005  
 3.....Aug. 19-Sept. 13, 2006

## FIELDING

YEAR	POS	G	PO	A	E	FPC
2003	P	14	3	12	2	.882
2004	P	5	5	5	2	.833
2005	P	53	5	19	0	1.000
2006	P	74	2	16	1	.947
2007	P	81	4	13	0	1.000
2008	P	78	2	14	0	1.000
2009	P	70	3	16	0	1.000
2010	P	70	8	9	2	.895
Totals		445	32	104	7	.951

## HITTING TOTALS

YEAR	AVG	AB	H	HR	RBI
2003	.045	22	1	0	1
2004	.000	7	0	0	0
2005	.000	14	0	0	0
2006	-	-	-	-	-
2007	-	-	-	-	-
2008	.000	1	0	0	0
2009	.000	1	0	0	0
Totals	.022	45	1	0	1





# DAVID HERNANDEZ

Right-handed Pitcher

30

<b>HEIGHT, WEIGHT:</b>	6-2, 250	<b>BORN:</b>	May 13, 1985
<b>BATS/THROWS:</b>	Right/Right		Sacramento, Calif.
<b>OPENING DAY AGE:</b>	25		
<b>ML SERVICE:</b>	1 year, 105 days	<b>RESIDENCE:</b>	Elk Grove, Calif.
<b>SIGNED THROUGH:</b>	2011		

## CAREER HIGHLIGHTS

Hernandez joins the D-backs after spending parts of 6 seasons with the Baltimore Orioles organization...transitioned to the bullpen in May 2010 after making 27 big league starts...went 28-27 with a 3.84 ERA (229 ER in 536.2 IP) with 225 walks and 621 strikeouts in the Orioles' farm system from 2005-10...his strikeout rate improved at every level in the minor leagues, going from 9.54 strikeouts per 9.0 innings at Single-A Delmarva in 2006 to 12.46 at Triple-A Norfolk in 2009.

### 2010

- ◆ Made his first 8 appearances of the season as a starter, going 1-5 with a 5.31 ERA (25 ER in 42.1 IP) before shifting to the bullpen for the remainder of the season.
- ◆ Went 7-3 with 2 saves, a 3.16 ERA (13 ER in 37.0 IP) and 45 strikeouts in 33 relief appearances.
- ◆ Posted a 3.31 ERA (12 ER in 32.2 IP) and .205 opponents average in 19 games at Camden Yards.
- ◆ Earned his first career save on June 10 vs. Yankees...collected his second save in as many chances on June 15 @ Giants.
- ◆ Placed on the disabled list on Aug. 5 with a left ankle sprain...reinstated on Sept. 7.

### 2009

- ◆ Had 3 separate stints with the big league club after making his Major League debut in May.
- ◆ Went 3-2 with a 3.30 ERA (21 ER in 57.1 IP) in 11 starts for Triple-A Norfolk...also made 1 start with Double-A Bowie.
- ◆ Won his big league debut on May 28 vs. Tigers to become the fourth Orioles rookie to win his Major League debut in 2009, the most by a team since the Chicago White Stockings had 6 pitchers accomplish the feat in 1888.
- ◆ Limited batters to a .184 average (16-for-87) with runners in scoring position.
- ◆ Had 4 straight quality starts from July 3-26, and posted a 2.45 ERA (7 ER in 25.2 IP) in the 4 starts.
- ◆ Tossed a career-high 7.0 innings on July 26 @ Red Sox.
- ◆ Struck out a career-high 7 batters on Sept. 1 vs. Yankees.
- ◆ Went 1-8 with a 7.19 ERA (45 ER in 56.1 IP) in his final 12 starts after going 3-2 with a 3.20 ERA (16 ER in 45.0 IP) in his first 8 games (7 starts).
- ◆ Pitched 2.2 scoreless innings and struck out 4 in his lone relief appearance on June 6 @ A's.
- ◆ Posted a 3.12 ERA (20 ER in 57.2 IP) in 10 games (9 starts) in which he won (4) or did not earn a decision (6).

### 2008

- ◆ Spent the entire season with Double-A Bowie...led the Eastern League with 166 strikeouts and ranked third with a 2.68 ERA.
- ◆ Posted 11 quality starts.
- ◆ Struck out a season-high 11 batters on April 26.
- ◆ Named to the Southern League All-Star Team.
- ◆ Named the Orioles' Organizational Pitcher of the Month for June after going 1-0 with a 2.16 ERA in 5 starts.

### 2007

- ◆ Went 7-11 with a 4.95 ERA in 28 games (27 starts) for Single-A Frederick...led the Carolina League with 168 strikeouts.
- ◆ Named Orioles Pitcher of the Month for April after going 2-2 with a 2.74 ERA and 29 strikeouts in 23.0 innings.
- ◆ Earned the win in his lone playoff start on Sept. 8 vs. Salem...allowed just 1 run over 7.0 innings with 6 strikeouts in the game.

### 2006

- ◆ Led Single-A Delmarva with 28 starts and 145.1 innings pitched and tied for the team lead with 7 victories.
- ◆ Ranked fourth in the South Atlantic League with 154 strikeouts.
- ◆ Allowed 4 earned runs over 39.2 innings in his 7 wins.
- ◆ Posted a 2.81 ERA in 5 starts during May.

### 2005

- ◆ Made his professional debut with Single-A Aberdeen.
- ◆ Held right-handed hitters to a .193 average.
- ◆ Made his first 4 appearances out of the bullpen.
- ◆ Allowed 2 earned runs or less in 6 of his 8 starts.

- ◆ Tossed 6.0 scoreless innings and allowed just 1 hit while fanning a season-high 12 batters in his final start on Sept. 4 @ Staten Island.

### PERSONAL

- ◆ David Jose Hernandez.
- ◆ He and his wife, Rachel, have a son, Jayden Joseph.
- ◆ Attended Cosumnes River College in Sacramento, Calif...is the only player in the past 20 years at Cosumnes River College to play in the Major Leagues...holds the college's single-season strikeout record with 119 in 2005...also is the career leaders with 224 strikeouts and tied for the all-time lead with 20 wins.

### CAREER TRANSACTIONS

July 12, 2005 Signed by the Baltimore Orioles as a non-drafted free agent.  
 Aug. 5-Sept. 7, 2010 Disabled list (left ankle sprain).  
 Dec. 6, 2010 Traded to the Arizona Diamondbacks with RHP Kam Mickolio for INF Mark Reynolds.

## HERNANDEZ'S CAREER RECORD

YEAR	CLUB	W-L	ERA	G	GS	CG	SHO	SV	IP	H	R	ER	HR	HB	BB	SO	WP	BK
2005	Aberdeen	1-2	3.89	12	8	0	0	0	41.0	41	21	18	2	7	17	47	3	1
2006	Delmarva	7-8	4.15	28	28	0	0	0	145.0	134	83	67	13	10	71	154	22	0
2007	Frederick	7-11	4.95	28	27	0	0	0	145.0	139	86	80	16	11	47	168	12	1
2008	Bowie	10-4	2.68	27	27	0	0	0	141.0	112	53	42	10	7	71	166	6	1
2009	Bowie	0-0	2.25	1	1	0	0	0	4.0	2	1	1	0	0	1	4	0	0
	Norfolk	3-2	3.30	11	11	0	0	0	57.1	42	26	21	5	2	18	79	3	0
	BALTIMORE	4-10	5.42	20	19	0	0	0	101.1	118	62	61	27	1	46	68	3	0
2010	Bowie	0-0	0.00	2	0	0	0	0	2.0	1	0	0	0	0	0	3	0	0
	BALTIMORE	8-8	4.31	41	8	0	0	2	79.1	72	40	38	9	4	42	72	9	0
Minor League Totals		28-27	3.84	109	102	0	0	0	536.2	471	270	229	46	37	225	621	46	3
Major League Totals		12-18	4.93	61	27	0	0	2	180.2	190	102	99	36	5	88	140	12	0

## HERNANDEZ'S SINGLE-GAME BESTS

### STRIKEOUTS (starter)

7.....9/1/09 vs. NYY  
 6.....8/11/09 vs. OAK  
 6.....4/15/10 @ OAK

### STRIKEOUTS (reliever)

4.....6/6/09 @ OAK  
 3.....6x (last: 9/22/10 @ BOS)

### INNINGS PITCHED (starter)

7.0.....7/26/09 @ BOS  
 6.2.....7/3/09 @ LAA  
 6.2.....8/11/09 vs. OAK

### INNINGS PITCHED (reliever)

2.2.....6/6/09 @ OAK  
 2.0.....6x (last: 9/26/10 @ TOR)

### WINNING STREAKS

3.....Sept. 10-20, 2010  
 2.....July 3-26, 2009

## FIELDING

YEAR	POS	G	PO	A	E	FPC
2009	P	20	7	7	0	1.000
2010	P	41	3	4	0	1.000
Totals		61	10	11	0	1.000

## HITTING TOTALS

YEAR	AVG	AB	H	HR	RBI
2010	.000	3	0	0	0
Totals	.000	3	0	0	0



## JOHN HESTER

Catcher

28

**HEIGHT, WEIGHT:** 6-4, 228  
**BATS/THROWS:** Right/Right  
**OPENING DAY AGE:** 27  
**ML SERVICE:** 166 days  
**SIGNED THROUGH:** 2011

**BORN:** Sept. 14, 1983  
 Atlanta, Ga.

**RESIDENCE:** Alpharetta, Ga.

### CAREER HIGHLIGHTS

Hester saw action in a career-high 38 games with the big league club after assuming midseason back-up catcher duties in 2010... over parts of 5 seasons in the minors, owns a .294 average (371-for-1262) with 101 doubles, 16 triples, 43 home runs and 228 RBI... in 2009, made his Major League debut as a pinch hitter and connected for a home run to become the third player in franchise history and 101st player in Major League history to homer in his first plate appearance...named as the catcher for the 2009 postseason Pacific Coast League All-Star Team.

### 2010

- ◆ Split time between Triple-A Reno and the D-backs before assuming back-up catcher duties on July 31.
- ◆ Hit .370 (51-for-138) with 12 doubles, 4 triples, 7 homers and 29 RBI in 37 games in 2 separate stints with the Aces.
- ◆ Saw action in a career-high 38 games in the big leagues, batting .211 (20-for-95) with 9 runs scored, 7 doubles, 2 home runs and 7 RBI...made a combined 26 starts behind the plate over his 2 stints with the D-backs.

- ♦ Hit .333 (3-for-9) with a double, home run and 2 RBI in 2 games with the Aces before being recalled on April 11 when Miguel Montero was placed on the disabled list.
- ♦ Stole his first career base on May 17 @ Marlins...hit safely in 3 of his first 5 games (.357, 5-for-14) from April 11-25.
- ♦ Hit .188 (9-for-48) with 3 doubles and 3 RBI in 18 games with the D-backs before being optioned back to Reno on June 12.
- ♦ Named the organization's Player of the Month for July after batting .427 (35-for-82) with 7 doubles, 3 triples, 6 homers, 22 RBI and a 1.289 OPS in 21 games at Reno, while also reaching base safely via hit or walk in 19 of those games.
- ♦ Collected a season-high 4 hits and 5 RBI on July 3 @ Las Vegas.
- ♦ Hit safely in a season-high 7 straight games from July 9-18, batting .464 (13-for-28) with 2 doubles, 2 triples, 2 home runs and 3 RBI in those contests.
- ♦ Recalled from Reno on July 31 following the trade of Chris Snyder to the Pirates to become the back-up catcher for the D-backs.
- ♦ Hit safely in a season-high 3 straight games (.400, 4-for-10) from June 8-Aug. 1.
- ♦ Hit his first home run of the season on Aug. 1 @ Mets...also homered on Sept. 5 vs. Astros.

## 2009

- ♦ Posted a solid Triple-A season at the plate and behind the dish that culminated with his first trip to the Majors, appearing in 15 games for the D-backs.
- ♦ Named as the catcher for the Pacific Coast League postseason All-Star Team.
- ♦ For the Aces, compiled a .441 average (45-for-102) and 1.344 OPS when getting ahead in the count.
- ♦ Hit .329 (53-for-161) with 12 doubles, 2 triples, 6 home runs and 63 RBI with runners on base.
- ♦ With runners in scoring position, batted .352 (38-for-108) with 5 doubles, 2 triples, 6 homers and 61 RBI, including a .467 (7-for-15) mark with 2 grand slams, 20 RBI and a 1.367 OPS with the bases loaded.
- ♦ Cut down 24 of 81 attempted basestealers (29.6%), the fourth-best percentage in the PCL.
- ♦ Hit a grand slam on April 20 off of Salt Lake's Anthony Ortega and June 4 off of Tacoma's Tyler Johnson.
- ♦ Clubbed 2 home runs on July 20 vs. Portland.
- ♦ Had a season-high 5 RBI on Aug. 14 vs. Round Rock.
- ♦ Had a season-high 4 hits on June 5 @ Tacoma, July 29 vs. Tacoma and Aug. 14 vs. Round Rock.
- ♦ Reached base via hit or walk in 17 consecutive games from July 3-26, hitting .406 (28-for-69) with 7 doubles, 4 triples, 3 home runs, 14 RBI and 7 walks while collecting at least 1 hit in 16 games.
- ♦ Had his best month in July, posting a .395 average (34-for-68) with 8 doubles, 4 triples, 4 home runs, 19 RBI and 1.168 OPS over 23 games, hitting safely in 19 games.
- ♦ Selected from Triple-A Reno on Aug. 28.
- ♦ Made his Major League debut on Aug. 28 vs. Astros as a pinch hitter in the sixth inning and clubbed a 2-run homer off of Wilton Lopez...became the third player in franchise history and 101st player in Major League history to home in his first plate appearance...teammate Gerardo Parra also did it on May 13 vs. Reds, making the D-backs the first team to have two players in one season hit a home run in their first at-bat since the Cardinals in 2000 (Keith McDonald and Chris Richard).
- ♦ Had a career-high 2 hits on Aug. 30 vs. Astros and Sept. 21 vs. Giants.

## 2008

- ♦ Threw out 24 of 80 baserunners attempting to steal, ranking fourth among catchers in the Southern League.
- ♦ Connected for 3 home runs in four days from Aug. 5-9, including a 4-RBI game on Aug. 5 @ Jacksonville.
- ♦ Hit .330 (38-for-115) from June 1-July 30 with 10 doubles, a triple, 4 home runs and 17 RBI.

## 2007

- ♦ Reached base safely in 17 consecutive games from April 5-May 3, including a 10-game hitting streak from April 18-May 3...batted .333 (12-for-36) with 4 doubles, 1 triple, 1 home run and 10 RBI during the hitting streak.
- ♦ Connected for 2 home runs and 6 RBI on June 2 at Lancaster.

## 2006

- ♦ Had a 10-game hitting streak from July 29-Aug. 10, batting .306 (11-for-36) with 3 doubles, a triple and 5 RBI.
- ♦ Hit 2 home runs vs. Orem on July 18.
- ♦ Hit his first career grand slam on July 11 @ Orem.

## PERSONAL

- ♦ John G. Hester.
- ♦ Attended Stanford University from 2004-06, where he was ranked as the fourth-best catcher by *Baseball America* prior to his senior season, going on to lead the Cardinal to the College World Series and being named the Cardinal's Most Inspirational Player.
- ♦ Graduated from Marist High School in Atlanta...played baseball and football...named to the all-county team three times in baseball and twice in football, as well as the all-state team for baseball his junior and senior years.
- ♦ Originally selected by the Boston Red Sox in the 34th round of the 2005 draft before returning to Stanford.

## CAREER TRANSACTIONS

June 15, 2006	Signed by the Arizona Diamondbacks as their 13th-round selection in the 2006 First-Year Player Draft.
June 8-July 6, 2007	Disabled list (concussion).

## HESTER'S CAREER RECORD

YEAR	CLUB	AVG	G	AB	R	H	2B	3B	HR	RBI	SH	SF	HP	BB	SO	SB-CS	E
2006	Missoula	.271	56	192	36	52	16	4	6	41	0	3	5	27	52	6-2	1
2007	Visalia	.263	79	297	38	78	16	1	10	43	0	0	1	22	64	4-2	10
2008	Mobile	.268	92	306	38	82	26	2	11	49	0	7	2	16	78	3-2	7
2009	Reno	.328	92	329	61	108	31	5	9	66	0	1	3	22	65	13-3	6
	ARIZONA	.250	15	28	4	7	2	0	1	4	0	0	0	2	7	0-0	0
2010	Reno	.370	37	138	34	51	12	4	7	29	0	2	3	16	26	2-4	3
	ARIZONA	.211	38	95	9	20	7	0	2	7	0	0	0	11	32	1-0	0
Minor League Totals		.294	356	1262	207	371	101	16	43	228	0	13	14	103	285	28-13	27
Major League Totals		.220	53	123	13	27	9	0	3	11	0	0	0	13	39	1-0	0

## HESTER'S SINGLE-GAME BESTS

### HITS

2.....8x (last: 9/14/10 @ CIN)

### RBI

2.....8/28/09 @ vs. HOU

### HITTING STREAKS

3.....June 8-Aug. 1, 2010

### HOME RUNS

1.....8/1/10 @ NYM

1.....9/5/10 vs. HOU

1.....8/28/09 vs. HOU

### RUNS

2.....3x (last: 8/1/10 @ NYM)

## FIELDING

YEAR	POS	G	PO	A	E	FPC
2009	C	8	45	3	0	1.000
2010	C	33	189	10	0	1.000
Totals		41	234	13	0	1.000

## CATCHING

YEAR	G	GS	INN	CS	SB	PB	ERA
2009	8	6	53.0	1	6	0	5.60
2010	33	27	239.1	3	21	4	5.04
Totals	41	33	292.1	4	27	4	5.14

## PINCH-HIT HOME RUNS (1)

GAME	PITCHER
8/28/09 vs. HOU.....	Wilton Lopez



## DANIEL HUDSON

Right-handed Pitcher

41

**HEIGHT, WEIGHT:** 6-3, 232  
**BATS/THROWS:** Right/Right  
**OPENING DAY AGE:** 24  
**ML SERVICE:** 117 days  
**SIGNED THROUGH:** 2011

**BORN:** March 9, 1987  
 Lynchburg, Va.

**RESIDENCE:** Virginia Beach, Va.

## CAREER HIGHLIGHTS

Hudson was among the top rookie pitchers in 2010 following a midseason trade to the D-backs, earning Rookie of the Year honors from the Arizona Chapter of the BBWAA and National League Rookie of the Month honors for August... ranked first among NL rookie pitchers (min. 10 starts) in ERA, opponents average, winning percentage, hits allowed and runs allowed... compiled a 30-13 record and 2.90 ERA in 57 minor league games... named Minor League Baseball's overall Starting Pitcher of the Year in 2009 over four stops in the White Sox farm system... since 2008, his 30 minor league wins are tied for the fifth-most among all minor league pitchers.

## 2010

- Was one of the most dominant pitchers in baseball over the final two months of the season with a 7-1 record with a 1.69 ERA (15 ER in 79.2 IP), .183 opponents average, 16 walks and 70 strikeouts in 11 starts for the D-backs after being acquired in a July 30 trade with the White Sox.
- Went 8-2 with a 2.45 ERA (26 ER in 95.1 IP) and .202 opponents average with 27 walks and 84 strikeouts in a combined 14 starts for the White Sox and D-backs.
- Earned Rookie of the Year honors from the Arizona Chapter of the BBWAA... all 11 of his starts for the D-backs were quality starts... worked 7.0 innings or more in 9 games... allowed 2 runs or less in 10 outings, giving up 3 runs only once... D-backs were 8-3 in his starts.
- Among all NL pitchers enduring the final two months of the season, only the Phillies' Roy Oswalt (1.41) and the Cubs' Carlos Zambrano (1.60) had a better ERA... also tied for the fewest pitches per inning at 14.5, third with a .183 opponents average and 15 earned runs allowed, tied for third with 7 wins, fourth with 51 hits allowed and 5.76 hits per 9.0 innings, tied for fourth with an .875 winning percentage, tied for fifth with 16 extra-base hits, seventh with 1.81 walks per 9.0 innings, and tied for seventh with 79.2 innings pitched.
- His .997 combined WHIP with the White Sox and D-backs led all Major League pitchers that made at least 10 starts.
- Among NL rookie hurlers with a minimum of 10 starts, ranked first in ERA, opponents average, winning percentage, hits allowed and runs allowed.
- Among all Major League rookie pitchers with a minimum of 10 starts, had the lowest ERA (2.45) and opponents average (.202), the second-fewest earned runs allowed (26) and the seventh-fewest walks (27).
- Named to the United States roster for the 2010 All-Star Futures Game in Anaheim, Calif., but did not participate.
- Opened the season in the White Sox system at Triple-A Charlotte and went 11-4 with a 3.47 ERA (36 ER in 93.1 IP)

and .228 opponents average with 31 walks and 108 strikeouts over 17 starts to earn a selection to the International League midseason All-Star team...had 8 quality starts...at the time of his promotion, led the league in strikeouts and tied for first in wins...in 7 starts in June and July, went 5-2 with a 2.03 ERA (9 ER in 40.0 IP) and .184 opponents average with 15 walks and 46 strikeouts.

- ◆ Recalled by the White Sox on July 11 and made 3 starts, going 1-1 with a 6.32 ERA (11 ER in 15.2 IP) and .293 opponents average with 11 walks and 14 strikeouts.
- ◆ Was acquired along with left-handed pitcher David Holmberg from the Chicago White Sox for right-handed pitcher Edwin Jackson on July 30.
- ◆ Made his D-backs debut with a 14-1 win on Aug. 1 @ Mets, allowing a run on 3 hits and a walk with 4 strikeouts over 8.0 innings...also collected his first career hit and RBI with a 2-run single off Elmer Dessens in the fifth inning.
- ◆ Became the fourth pitcher in franchise history to toss at least 7.0 innings and allow 1 run or fewer in each of his first 2 starts with the D-backs, joining Geraldo Guzman (2000), Curt Schilling (2000) and Brandon Webb (2003), according to Elias.
- ◆ Posted an 8-2 win on Aug. 11 @ Brewers, allowing 2 runs on 7 hits and a walk with 9 strikeouts...helped himself at the plate with a bases-loaded, 3-run double in the sixth inning, his first career extra-base hit...according to Elias, he was the third pitcher in 2010 to plate 3 runs and strike out at least 9 batters in the same game, joining the Cardinals' Adam Wainwright on July 4 vs. Brewers and the Marlins' Josh Johnson on April 26 vs. Padres...only 2 pitchers accomplished the feat from 2000-09.
- ◆ Had a career-high 10 strikeouts on Aug. 17 vs. Reds and did not issue a walk for the first time in a start...recorded 8 strikeouts in the first 3.0 innings, becoming the first rookie pitcher to accomplish the feat since Rick Ankiel did so for the Cardinals on July 27, 2000 vs. D-backs, according to Elias.
- ◆ Worked 7.0 scoreless frames allowing 4 hits and 2 walks with 9 strikeouts on Aug. 22 vs. Rockies...became the eighth D-backs rookie pitcher (10th time) all-time to throw 7.0 or more scoreless innings.
- ◆ Named NL Rookie of the Month for August after going 4-1 with a 1.85 ERA (9 ER in 43.2 IP) and .195 opponents average with 8 walks and 42 strikeouts over 6 starts...led all rookie starting pitchers in ERA and strikeouts and led NL rookies with 4 wins.
- ◆ Closed out the season with a 5-2 win vs. Dodgers and came within an out of his first career complete game shutout...finished with a career-high 8.2 innings allowing 2 runs on a career-low 2 hits and 2 walks with 5 strikeouts while throwing a career-high 112 pitches...after tossing 8.0 scoreless innings with 1 hit allowed, retired the first two batters in the ninth inning before allowing a hit and a walk, both of whom scored after his departure...suffered a tendon strain in his right middle finger during the game and was scratched from his final start on Oct. 1 @ Dodgers.

## 2009

- ◆ Went 14-5 with a 2.32 ERA (38 ER in 147.1 IP) and 166 strikeouts in 26 starts over four stops in the White Sox minor league system, including Single-A Kannapolis, Single-A Winston-Salem, Double-A Birmingham and Triple-A Charlotte.
- ◆ In 6 games (2 starts) with the big league club, went 1-1 with a 3.38 ERA (7 ER in 18.2 IP) with 9 walks and 14 strikeouts, as opponents hit .225 (16-for-71).
- ◆ Named Minor League Baseball's overall Starting Pitcher of the Year after leading the organization in ERA and strikeouts, while tying for first in wins.
- ◆ Went 1-2 with a 1.23 ERA (3 ER in 22.0 IP) with 30 strikeouts in 4 starts with Kannapolis...named the South Atlantic Pitcher of the Week for April 8-19.
- ◆ Promoted to Winston-Salem on May 4 and went 4-3 with a 3.40 ERA (19 ER in 45.0 IP) with 49 strikeouts over 8 starts with the Dash.
- ◆ Went 7-0 with a 1.60 ERA (10 ER in 56.1 IP) with 63 strikeouts over 9 starts following his promotion on June 18 to Birmingham...named Southern League Pitcher of the Week for June 15-21.
- ◆ Promoted to Charlotte on Aug. 8 and went 2-0 with a 3.00 ERA (8 ER in 24.0 IP) with 24 strikeouts in 5 starts.
- ◆ Went 9-0 with a 2.02 ERA (18 ER in 80.1 IP) in his final 14 starts before his contract was purchased by the White Sox on Sept. 3.
- ◆ Made his Major League debut in relief on Sept. 4 vs. Red Sox in the 12-2 win, tossing 2.0 scoreless innings, while recording a strikeout and hit-batter.
- ◆ Earned his first win on Sept. 27 vs. Tigers, allowing 2 runs on 3 hits and 5 walks with 4 strikeouts over 6.0 innings in the 8-4 victory.

## 2008

- ◆ Went 5-4 with a 3.36 ERA (26 ER in 69.2 IP) with 22 walks and 90 strikeouts over 14 starts with Rookie-Advanced Great Falls.
- ◆ Led the Pioneer League in strikeouts and ranked sixth in ERA.
- ◆ Made his pro debut on June 21 vs. Billings, tossing 3.0 scoreless innings with a hit and 4 strikeouts in the 4-3 win.
- ◆ Named PL co-Pitcher of the Week with teammate Dexter Carter for July 21-27.
- ◆ Went 2-0 with a 2.84 ERA (4 ER in 12.2 IP) and 19 strikeouts in 2 postseason starts, both series-clinching victories.
- ◆ Received honorable mention on the PL All-Star team.

## PERSONAL

- ◆ Daniel Clairborne Hudson.
- ◆ Attended Old Dominion University, where he went 20-14 record with a 3.79 ERA in 3 seasons...was named Second-Team All-Colonial Athletic Association in 2008 after leading the league with 107 strikeouts in 92.0 innings pitched...named First Team All-CAA in 2007 and CAA All-Tournament Team...also named Freshman All-American by *Collegiate Baseball* in 2006.



- ◆ Won the 2005 AAA State Championship at Princess Anne High School in Virginia Beach, Vir....named First-Team All-State as a pitcher and Second-Team All-State as a first baseman in 2005.
- ◆ Played little league baseball with Justin Upton on the 13U Virginia Diamondbuilders.

## CAREER TRANSACTIONS

June 8, 2008 Signed by the Chicago White Sox as their fifth-round selection in the 2008 First-Year Player Draft.

July 30, 2010 Traded to the Arizona Diamondbacks with LHP David Holmberg for RHP Edwin Jackson.

## HUDSON'S CAREER RECORD

YEAR	CLUB	W-L	ERA	G	GS	CG	SHO	SV	IP	H	R	ER	HR	HB	BB	SO	WP	BK
2008	Great Falls	5-4	3.36	14	14	0	0	0	69.2	52	30	26	6	3	22	90	3	0
2009	Kannapolis	1-2	1.23	4	4	0	0	0	22.0	15	5	3	0	3	2	30	0	0
	Winston-Salem	4-3	3.40	8	8	1	0	0	45.0	31	19	17	3	2	13	49	1	0
	Birmingham	7-0	1.60	9	9	0	0	0	56.1	37	11	10	1	3	10	63	1	0
	Charlotte	2-0	3.00	5	5	0	0	0	24.0	22	10	8	1	2	9	24	1	0
	CHICAGO-AL	1-1	3.38	6	2	0	0	0	18.2	16	9	7	3	1	9	14	1	0
2010	Charlotte	11-4	3.47	17	17	1	0	0	93.1	81	41	36	13	4	31	108	3	0
	CHICAGO-AL	1-1	6.32	3	3	0	0	0	15.2	17	11	11	1	0	11	14	2	0
	ARIZONA	7-1	2.45	11	11	0	0	0	79.2	51	15	15	7	4	16	70	3	0
	Minor League Totals	30-13	2.90	57	57	2	0	0	310.1	238	116	100	24	17	87	364	9	0
	American League Totals	2-2	4.72	9	5	0	0	0	34.1	33	20	18	4	1	20	28	3	0
	National League Totals	7-1	1.69	11	11	0	0	0	79.2	51	15	15	7	4	16	70	3	0
	Major League Totals	9-3	2.61	20	16	0	0	0	114.0	84	35	33	11	5	36	98	6	0

## HUDSON'S SINGLE-GAME BESTS

### STRIKEOUTS (starter)

10.....8/17/10 vs. CIN  
 9.....2x (last: 8/22/10 vs. COL)  
 8.....9/14/10 @ CIN  
 6.....4x (last: 9/19/10 @ PIT)

### STRIKEOUTS (reliever)

2.....2x (last: 10/4/09 @ DET)

### INNINGS PITCHED (starter)

8.2.....9/25/10 vs. LAD  
 8.0.....2x (last: 9/14/10 @ CIN)  
 7.2.....8/6/10 vs. SD  
 7.0.....5x (last: 9/8/10 vs. SF)

### INNINGS PITCHED (reliever)

2.1.....9/8/09 vs. OAK  
 2.0.....2x (last: 10/4/09 @ DET)

### WINNING STREAKS (starter)

4.....Aug. 28-Sept. 25, 2010  
 3.....Aug. 1-11, 2010  
 1.....2x (last: July 19, 2010)

## FIELDING

YEAR	POS	G	PO	A	E	FPC
2009	P	6	0	3	1	.750
2010	P	14	8	7	0	1.000
Totals		20	8	10	1	.947

## HITTING TOTALS

YEAR	AVG	AB	H	HR	RBI
2009	-	-	-	-	-
2010	.148	27	4	0	6
Totals	.148	27	4	0	6



## JUAN JAIME

Right-handed Pitcher

48

**HEIGHT, WEIGHT:** 6-1, 232  
**BATS/THROWS:** Right/Right  
**OPENING DAY AGE:** 23  
**ML SERVICE:** None  
**SIGNED THROUGH:** 2011

**BORN:** Aug. 2, 1987  
 San Cristobal, DR  
**RESIDENCE:** San Cristobal, DR

## CAREER HIGHLIGHTS

Jaime joins the D-backs after spending the previous 5 seasons in the Washington Nationals' farm system... has fanned 11.4 batters per 9.0 innings in 51 career minor league games (14 starts) ...has posted a sub-.200 opponent average in 4 of his 5 professional seasons.

### 2010

- ◆ Missed the entire season after undergoing Tommy John surgery on his right elbow in April.

### 2009

- ◆ Combined to go 5-2 with a 2.10 ERA (13 ER in 55.2 IP) in 14 games (12 starts) for Single-A Hagerstown and Rookie-Level Vermont.
- ◆ Established a new career-high with 55.2 innings pitched.
- ◆ Won back-to-back starts with Vermont on July 14 and July 20.
- ◆ Transferred to Hagerstown on July 22.

- ♦ Won his first 2 decisions with the Suns, holding opponents scoreless over 7.0 innings while fanning 10 in those contests.
- ♦ Held right-handed hitters to a .172 average (11-for-64), while lefties hit .220 (11-for-50).

## 2008

- ♦ Spent the entire season with Gulf Coast League Champion Nationals.
- ♦ Limited right-handed hitters to a .204 average (10-for-49) with 17 strikeouts.
- ♦ Struck out 23 batters in 19.0 innings of work for a 10.9 strikeouts per 9.0 innings average.
- ♦ Posted a 2-0 record and 3.60 ERA (4 ER in 10.0 IP) over 2 starts in July.
- ♦ Tossed his first career complete game (6.0 innings) on July 1 @ GCL Dodgers.

## 2007

- ♦ Held right-handed hitters to a .104 average (7-for-67), while lefties hit just .167 (4-for-24).
- ♦ Struck out a season-high 5 batters in back-to-back games on July 28 vs. DSL Padres and Aug. 1 @ DSL Tigers.
- ♦ Closed the season with 13 consecutive scoreless outings, spanning 25.1 innings...walked 10 and struck out 31 while posting a .116 opponents average in those contests.

## 2006

- ♦ Held opponents scoreless in 4 of his 6 appearances with DSL Nationals 2.
- ♦ Limited right-handed hitters to a .083 average (2-for-24) with 7 strikeouts.
- ♦ Recorded his lone professional save on July 28 vs. DSL Padres.
- ♦ Over 4 games in July, posted a 1.59 ERA (1 ER in 5.2 IP) with 9 strikeouts.
- ♦ Struck out a season-high 4 batters on two occasions: July 28 vs. DSL Padres and Aug. 7 vs. DSL Nationals 1.

## 2005

- ♦ Pitched in 5 games with DSL Nationals in his first professional season.
- ♦ Posted a .176 opponents average and fanned 14 over 14.2 innings.

## PERSONAL

- ♦ Juan Jose Jaime (Hy-Mae).
- ♦ Hails from San Cristobal, Dominican Republic.

## CAREER TRANSACTIONS

Dec. 7, 2004  
Nov. 19, 2010

Signed by the Washington Nationals as a non-drafted free agent.  
Claimed off waivers by the Arizona Diamondbacks.

## JAIME'S CAREER RECORD

YEAR	CLUB	W-L	ERA	G	GS	CG	SHO	SV	IP	H	R	ER	HR	HB	BB	SO	WP	BK
2005	DSL Nationals	1-0	2.51	9	0	0	0	0	14.1	9	7	4	1	1	11	14	2	1
2006	DSL Nationals2	0-0	2.61	6	0	0	0	1	10.1	5	7	3	0	1	8	13	2	0
2007	DSL Nationals	3-0	1.35	14	0	0	0	0	26.2	11	7	4	0	4	14	34	2	0
2008	GCL Nationals	2-1	4.74	8	2	1	0	0	19.0	16	12	10	1	4	18	23	1	0
2009	Vermont	2-1	1.86	6	5	0	0	0	24.0	15	6	5	0	2	15	36	2	0
	Hagerstown	3-1	2.27	8	7	0	0	0	31.2	22	15	8	2	3	16	40	2	2
2010	Injured - did not play																	
	Minor League Totals	11-3	2.43	51	14	1	0	1	126.0	78	54	34	4	15	82	160	11	3



# KELLY JOHNSON

Infielder

2

<b>HEIGHT, WEIGHT:</b>	6-1, 196	<b>BORN:</b>	Feb. 22, 1982
<b>BATS/THROWS:</b>	Left/Right		Austin, Texas
<b>OPENING DAY AGE:</b>	29		
<b>ML SERVICE:</b>	5 years, 127 days	<b>RESIDENCE:</b>	Roswell, Ga.
<b>SIGNED THROUGH:</b>	2011		

## CAREER HIGHLIGHTS

Johnson enters his second season with the D-backs following a 2010 campaign that saw him establish career-highs in a number of offensive categories...set a new mark among D-backs' all-time single-season totals for second basemen with 36 doubles...named the National League Player of the Month in April 2010...became the fourth D-backs' player to hit for the cycle in franchise history and just the second at Chase Field on July 23, 2010 vs. Giants...converted to second base in 2007 and among NL second basemen from 2007-10, ranks tied for first with 23 triples; third with 118 doubles; fourth with 510 games, 227 walks, 229 RBI and a .455 slugging percentage; fifth with 305 runs scored, 520 hits, 61 home runs and a .352 on-base percentage; sixth with 39 stolen bases; and ninth with a .273 batting average.

## 2010

- ◆ Rebounded from an injury plagued season with the Braves in 2009 and established career-highs in hits (166), home runs (26), RBI (71), stolen bases (13), slugging percentage (.496) and OPS (.865) in his first season with the D-backs.
- ◆ Among D-backs' second basemen all-time single-season totals, set a new mark with 36 doubles...finished second in home runs, walks (77), extra-base hits (66), stolen bases, total bases (286) and slugging percentage, third in hits and runs scored (92) and fourth in on-base percentage (.370).
- ◆ Led the team with 45 multi-hit games, including 12 games with at least 3 hits and 4 games with at least 4 hits...reached base safely via a hit or walk in 129 of his 154 games played and collected a hit in 105 of those contests.
- ◆ Hit .311 (91-for-293) with 52 runs scored, 21 doubles, 5 triples, 16 home runs and 48 RBI at Chase Field...his .976 OPS at home ranked fifth among all NL batters.
- ◆ Committed just 8 errors to post a .988 fielding percentage, which ranked fifth among all NL second basemen and is second only to Craig Counsell's .990 fielding percentage (2005) among second basemen in D-backs' history.
- ◆ Named National League Player of the Month for April after leading the league with 9 home runs, 17 extra-base hits and a .750 slugging percentage...he also led all league second basemen in doubles (8), home runs, slugging percentage and OPS (1.154)...from April 6-25, also reached base via a hit or walk in 16 straight games, batting .345 (19-for-55) with 14 runs scored, 8 doubles, 7 home runs, 12 RBI and 11 walks over that stretch.
- ◆ Became the fourth D-backs' player to hit for the cycle on July 23 vs. Giants, tying his career-high with 4 hits for the fourth time of the season and eighth time overall.
- ◆ Snapped an 0-for-7 skid to open the season by connecting for 2 home runs on April 7 vs. Padres...also connected for 2 homers on April 23 vs. Phillies for the sixth time in his career.
- ◆ His 15 extra-base hits through the D-backs' first 18 games tied Matt Williams for the most extra-base hits to start a season in franchise history.
- ◆ Along with Mark Reynolds, became the second duo in D-backs history to hit at least 7 home runs through the first 18 games of the season, joining Luis Gonzalez (11) and Reggie Sanders (7), who accomplished the feat in 2001.
- ◆ Tied a franchise record after drawing a career-high 4 walks on June 4 vs. Rockies.
- ◆ Hit his third leadoff homer of the season (eighth career) on June 8 vs. Braves.
- ◆ Had a season-long 10-game hitting streak from June 4-13, batting .385 (15-for-39) with 10 runs scored, 5 doubles, a homer, 8 RBI, 9 walks and a 1,190 OPS in those games.
- ◆ Homered in a season-and-team-high-tying 3 straight games April 23-25 and Sept. 21-23.
- ◆ Became the 13th player in franchise history to reach the 25-homer mark with his solo shot on Sept. 23 vs. Rockies.

## 2009

- ◆ Hit .325 (26-for-80) against lefties in his third full season with the Braves.
- ◆ Batted .368 (7-for-19) with 6 walks and a .520 on-base percentage as a pinch hitter.
- ◆ Hit leadoff home runs on April 7 @ Phillies (Jamie Moyer) and May 24 vs. Blue Jays (Scott Richmond).
- ◆ On April 22 @ Nationals, drew a bases-loaded walk in the top of the ninth to plate Omar Infante with the eventual game-winning run in a 1-0 victory.
- ◆ Placed on the disabled list from July 3-23 with right wrist tendinitis, necessitating a 13-game rehab assignment to Triple-A Gwinnett.
- ◆ Homered in back-to-back games on Aug. 7-8 @ Dodgers, including a go-ahead, 2-run homer in the 10th inning of a 2-1 win on Aug. 8.

## 2008

- ◆ Set career-highs with a .287 batting average and 39 doubles...ranked second among NL second basemen in doubles.
- ◆ His 44 multi-hit games tied for the team lead while his 39 doubles were second-most.
- ◆ His .333 average against left-handed pitchers (50-for-150) was second among all left-handed hitters (min. 140 AB).
- ◆ Hit a pinch-hit, grand slam off of Jorge Sosa on April 5 vs. Mets, his first career pinch-homer and second career grand slam.
- ◆ Had a trio of 4-RBI games on April 5 vs. Mets, April 25 @ Mets and Sept. 2 @ Marlins.

- ◆ Sideline on April 30 @ Nationals with lower back tightness but returned on May 2 vs. Reds.
- ◆ Matched his career high with 4 hits on May 4 vs. Reds and Sept. 2 @ Marlins.
- ◆ Had a 13-game hitting streak (.388, 19-for-49) from May 12-27.
- ◆ Hit his third career grand slam on June 17 @ Reds.
- ◆ Had 6 multi-hit games in 7 contests from July 30-Aug. 5, batting .481 (13-for-27) with a .500 on-base percentage and .593 slugging percentage.
- ◆ Had a career-high 22-game hitting streak from Sept. 1-24, batting .402 (35-for-87) with 9 doubles, 3 triples, 3 home runs and 18 RBI.
- ◆ Had his third career two-homer game on Sept. 10 vs. Rockies.

## 2007

- ◆ In his first full season in the Majors, reached base safely via a hit or walk in 118 of 147 games and transitioned to second base, where he played 133 games (127 starts).
- ◆ Set career highs with 10 triples and a .375 on-base percentage...ranked third in the NL in triples.
- ◆ Hit safely in 17 of 24 games in April at a .326 clip (28-for-86) with 5 home runs and 15 RBI.
- ◆ Hit leadoff home runs on April 8 vs. Mets (Orlando Hernandez), April 22 @ Mets (Tom Glavine) and April 25 @ Marlins (Scott Olsen).
- ◆ Had a career-high 4 hits on April 17 @ Nationals.
- ◆ Had his second career 2-homer game on April 22 @ Mets.
- ◆ Had a then career-high-tying 11-game hitting streak from April 24-May 6 (.350, 14-for-40).
- ◆ Went 3-for-6 with a home run and 5 RBI in the second game of a doubleheader on May 19 @ Red Sox.
- ◆ Hit safely in 16 of 25 games in July at a .356 clip (26-for-73) with 4 home runs and 16 RBI.
- ◆ Went 4-for-4 with 2 home runs and 5 RBI on July 31 vs. Astros, matching his career high in hits (also: April 17 @ Nationals) and his third career 2-homer game.

## 2006

- ◆ Missed the season with right elbow problems that led to Tommy John surgery.
- ◆ Began the season on the disabled list with a sprained right elbow and had a 15-game rehab assignment at Single-A Rome and Double-A Richmond from May 13-29.
- ◆ Recalled on May 30 and was transferred to the 60-day disabled list on June 1 after having season-ending Tommy John surgery performed by Dr. James Andrews in Birmingham, Ala.

## 2005

- ◆ Opened the season at Triple-A Richmond and earned a promotion to the Majors, playing in 87 games for the Braves.
- ◆ Recalled from Richmond on May 29 and debuted as the starting left fielder against the Phillies, going 0-for-3 with a run scored, an RBI and a walk.
- ◆ Collected his first hit with an infield single off Kip Wells in the eighth inning on June 3 @ Pirates, snapping an 0-for-15 start to his career.
- ◆ Hit his first home run on June 14 @ Rangers, a 2-run blast off of Pedro Astacio in the fifth inning.
- ◆ Had a career-high 6 RBI and his first career 2-homer game, including his first grand slam off of Randy Keisler, on June 17 @ Reds.
- ◆ Named NL Player of the Week for June 13-19 after hitting .417 (10-for-24) with 3 home runs and a league-leading 11 RBI.
- ◆ Had an 11-game hitting streak (.386, 17-for-44) from June 13-25.

**2005 POSTSEASON HIGHLIGHTS:** In the NLDS vs. Astros, served as a pinch-hitter in 4 games, going 0-for-2 with 1 walk.

## 2004

- ◆ Led Double-A Greenville with 70 runs, 135 hits and 35 doubles and was second with 16 home runs.
- ◆ In the Southern League, tied for the league lead with 35 doubles and ranked second with 54 extra-base hits.

## 2003

- ◆ Spent the entire season at Double-A Greenville, where he was selected as Player of the Month in August.
- ◆ On the disabled list from July 10-Aug. 10 with a sore right elbow...rehabbed with the Rookie-level Gulf Coast League Braves.
- ◆ Named by Sports Weekly as one of the Braves' top prospects.

## 2002

- ◆ At Single-A Myrtle Beach, named by *Baseball America* as the Braves' 11th-best prospect.
- ◆ Hit safely in 24 of 26 games in July at a .340 clip (35-for-103) with 4 home runs and 14 RBI, highlighted by a 14-game hitting streak (.396, 21-for-53) from July 8-25.

## 2001

- ◆ Hit a team-high 23 home runs in earning Single-A Macon's Player of the Year honors.
- ◆ Named by *Baseball America* as the Braves' third-best prospect.
- ◆ Voted as the South Atlantic League's top Major League prospect, as voted on by SAL managers.

## 2000

- ◆ Named the Rookie-level Gulf Coast Braves' Player of the Year.

## PERSONAL

- ◆ Kelly Andrew Johnson.
- ◆ He and his wife, Lauren, have a son, Cole.
- ◆ Attended Westwood High School in Austin, Texas...was named 1999 Central Texas Player of the Year.
- ◆ Works with Prevent Child Abuse Georgia.
- ◆ Signed by Charlie Smith.

## CAREER TRANSACTIONS

June 6, 2000	Signed by the Atlanta Braves as their supplemental selection between the first and second rounds (38th overall) in the 2000 First-Year Player Draft.
July 7-Aug. 9, 2003	Disabled list (right elbow tendinitis).
March 24, 2006	Disabled list through remainder of season (Tommy John surgery on right elbow performed by Dr. James Andrews in Birmingham, Ala.).
July 3-22, 2009	Disabled list (right wrist tendinitis).
Dec. 30, 2009	Signed by the Arizona Diamondbacks as a free agent.

## JOHNSON'S CAREER RECORD

YEAR	CLUB	AVG	G	AB	R	H	2B	3B	HR	RBI	SH	SF	HP	BB	SO	SB-CS	E
2000	GCL Braves	.269	53	193	27	52	12	3	4	29	1	1	0	24	45	6-1	17
2001	Macon	.289	124	415	75	120	22	1	23	66	1	1	10	71	111	25-6	45
2002	Myrtle Beach	.255	126	482	62	123	21	5	12	49	2	4	1	51	105	12-15	24
2003	GCL Braves	.385	6	26	10	10	1	1	1	3	0	0	1	3	4	1-1	16
	Greenville	.275	98	334	46	92	22	5	6	45	3	5	0	35	81	10-3	0
2004	Greenville	.282	135	479	70	135	35	3	16	50	0	3	3	49	102	9-9	11
2005	Richmond	.310	44	155	35	48	12	3	8	22	0	1	2	34	22	7-1	3
	ATLANTA	.241	87	290	46	70	12	3	9	40	2	1	1	40	75	2-1	0
2006	+Rome	.474	5	19	5	9	2	1	1	3	0	0	1	4	3	2-2	0
	+Richmond	.333	10	39	3	13	4	0	1	7	0	1	1	6	6	1-0	0
2007	ATLANTA	.276	147	521	91	144	26	10	16	68	2	2	4	79	117	9-5	14
2008	ATLANTA	.287	150	547	86	157	39	6	12	69	9	4	2	52	113	11-6	14
2009	+Gwinnett	.308	13	52	9	16	2	2	3	16	0	3	0	4	8	1-0	10
	ATLANTA	.224	106	303	47	68	20	3	8	29	6	2	3	32	54	7-2	0
2010	ARIZONA	.284	154	585	93	166	36	5	26	71	3	2	2	79	148	13-7	8
Minor League Totals		.282	614	2194	342	618	133	24	75	290	7	19	19	281	487	74-38	116
Major League Totals		.269	644	2246	363	605	133	27	71	277	22	11	12	282	507	42-21	46

+ Minor League injury rehab

## DIVISION SERIES RECORD

YEAR	CLUB	AVG	G	AB	R	H	2B	3B	HR	RBI	SH	SF	HP	BB	SO	SB-CS	E
2007	ATL vs. HOU	.000	4	2	0	0	0	0	0	0	0	0	0	1	0	0-0	0
Totals		.000	4	2	0	0	0	0	0	0	0	0	0	1	0	0-0	0

## JOHNSON'S SINGLE-GAME BESTS

### HITS

- 4.....8x (last: 7/23/10 vs. SF)  
3.....27x (last: 9/23/10 vs. COL)

### HOME RUNS

- 2.....6x (last: 4/23/10 vs. PHI)

### RBI

- 6.....6/17/05 @ CIN  
5.....5/19/07 @ BOS  
5.....7/31/07 vs. HOU  
4.....4x (last: 4/22/07 @ NYM)

### RUNS

- 3.....13x (last: 4/11/10 vs. PIT)  
2.....58x (last: 9/23/10 vs. COL)

### STOLEN BASES

- 2.....8/4/07 vs. COL  
2.....7/18/08 vs. WAS  
2.....6/28/09 vs. BOS

### HITTING STREAKS

- 22.....Sept. 1-24, 2008  
13.....May 12-27, 2008  
11.....June 13-25, 2005  
11.....April 24-May 6, 2007  
10.....June 4-13, 2010

### HIT FOR CYCLE

- 1.....7/23/10 vs. SF

## FIELDING

YEAR	POS	G	PO	A	E	FPC
2005	LF	79	166	6	0	1.000
2007	2B	133	227	383	14	.978
2008	2B	144	262	425	14	.980
2009	2B	84	135	222	10	.973
2010	2B	149	267	402	8	.988
Totals	2B	510	891	1432	46	.981
	LF	79	166	6	0	1.000

## GRAND SLAMS (2)

GAME	PITCHER
6/17/05 @ CIN.....	Randy Keisler
4/5/08 vs. NYM.....	Jorge Sosa

## PINCH-HIT HOME RUNS (1)

GAME	PITCHER
4/5/08 vs. NYM.....	Jorge Sosa

## LEAD-OFF HOME RUNS (8)

GAME	PITCHER
4/8/07 vs. NYM.....	Orlando Hernandez
4/22/07 @ NYM.....	Tom Glavine
4/25/07 @ FLA.....	Scott Olsen
4/7/09 @ PHI.....	Jamie Moyer
5/24/09 vs. TOR.....	Scott Richmond
4/7/10 vs. SD.....	Kevin Correia
5/6/10 @ HOU.....	Wandy Rodriguez
6/8/10 vs. ATL.....	Kris Medlen





# IAN KENNEDY

Right-handed Pitcher

31

**HEIGHT, WEIGHT:** 6-0, 190  
**BATS/THROWS:** Right/Right  
**OPENING DAY AGE:** 26  
**ML SERVICE:** 1 year, 124 days  
**SIGNED THROUGH:** 2011

**BORN:** Dec. 19, 1984  
 Huntington Beach, Calif.  
**RESIDENCE:** Scottsdale, Ariz.

## CAREER HIGHLIGHTS

Kennedy enters his second season with the D-backs after leading the team in wins during his first full season in the Majors...named Most Valuable Pitcher by the Arizona chapter of the BBWAA after ranking in the Top 10 among National League pitchers in a number of categories...missed a majority of the 2009 season with an aneurysm near his right shoulder...in 2007, received the New York Yankees' Kevin Lawm Award as the organization's minor league Pitcher of the Year and was named to *Baseball America's* midseason and postseason Minor League All-Star Teams...made his big league debut in 2007 after pitching just one full season of professional baseball.

## 2010

- ◆ In his first full season in the Majors, led the D-backs' staff in wins after posting a 9-10 record, 3.80 ERA (82 ER in 194.0 IP) and .228 opponents average with 70 walks and 168 strikeouts in 32 starts...his 15 quality starts tied for tops on the team with Rodrigo Lopez.
- ◆ Named Most Valuable Pitcher by the Arizona chapter of the BBWAA.
- ◆ Among NL starters, ranked eighth with a .228 opponents average and 7.56 hits allowed per 9.0 innings.
- ◆ Limited the opposition to a .224 average (36-for-161) with runners in scoring position and held left-handed hitters to a .218 average (76-for-348) with 29 walks and 88 strikeouts.
- ◆ After starting the season with an 0-1 record and 3 no-decisions in his first 4 starts, recorded his first win as a D-back on April 29 @ Cubs...permitted a run over the first 7.0 innings before leaving after an eighth-inning grand slam by Kosuke Fukudome...the win was the second of his career and first since receiving the win in his Major League debut with the Yankees on Sept. 1, 2007, a span of 17 games (15 starts).
- ◆ Had a 6-7 record and team-best 3.17 ERA among starting pitchers in his first 13 starts through June 9 before suffering losses in 4 consecutive starts from June 15-July 5 (0-4, 7.61 ERA).
- ◆ Posted back-to-back wins July 10 vs. Marlins and July 19 vs. Mets and won 3 of 5 overall starts in July.
- ◆ Starting with his July 10 start vs. Marlins, posted a 6-3 record and 3.38 ERA in his final 15 starts of the season...the stretch also included a team-high and career-best 17-inning scoreless streak from Aug. 31-Sept. 12...also had 5 no-decisions during that stretch where he allowed 3 earned runs or less, including 2 starts without allowing any runs and 2 others with only giving up 1 run.
- ◆ Tied a team season-high when he struck out a career-high 12 batters on Aug. 26 @ Padres, his first career double-digit strikeout game...also allowed a career-low tying 1 hit, having also done so with the Yankees on Sept. 13, 2007 @ Blue Jays...it marked only the eighth time in franchise history a D-backs hurler has allowed 1 hit or less with 12 or more strikeouts.
- ◆ Picked up his first career hit on April 18 @ Padres with a second-inning single off Wade LeBlanc...collected his first career RBI with a sacrifice fly in the seventh inning on April 29 @ Cubs...recorded his first career multi-hit game on Aug. 14 @ Nationals, going 2-for-3 with a run scored and RBI...collected his first career extra-base hit when he connected for a double on Sept. 6 vs. Giants...on Sept. 12 @ Rockies, established a new career-high with 3 hits.

## 2009

- ◆ Missed majority of the season with an aneurysm near his right shoulder.
- ◆ Opened the season at Triple-A Scranton/Wilkes-Barre and went 1-0 with a 1.59 ERA (4 ER in 22.2 IP) in 4 starts.
- ◆ Placed on the disabled list on April 28 with what was originally diagnosed as a vasospasm in his right middle finger and following a MRI in May, was later diagnosed as an aneurysm near his right shoulder...on May 12, had surgery to remove the aneurysm performed by Dr. George Todd in New York, N.Y.
- ◆ Reinstated from the disabled list on Sept. 12 and started for Single-A Tampa in the 5-2 win over Charlotte in Game 1 of the Florida State League Championship Series.
- ◆ Transferred to Scranton/Wilkes-Barre on Sept. 13...on Sept. 16, tossed 3.0 perfect innings with 6 strikeouts (9 batters faced) in the Game 2 loss, 4-1, at Durham in the Governor's Cup Finals.
- ◆ Recalled by the Yankees on Sept. 19 and made his lone appearance on Sept. 23 @ Angels.
- ◆ Following the season, pitched for the Surprise Rafters in the Arizona Fall League...in 7 starts, went 2-1 with a 4.25 ERA (14 ER in 29.2 IP).

## 2008

- ◆ Appeared in 10 games (9 starts) for the Yankees over a trio of stints while pitching in 13 games (12 starts) at Triple-A Scranton/Wilkes-Barre.
- ◆ For the Yankees, went 0-4 with an 8.17 ERA (36 ER in 39.2 IP) as the team went 2-7 in his starts...his ERA was the highest ever for a Yankees pitcher with at least 9 starts...his 9 winless starts tied for the most by a Yankees pitcher (Steve Trout, 1987) in a season...his 9-game winless streak was the longest ever by a Yankees rookie to start a season.

- ◆ The 23-year old teamed with 21-year old Phil Hughes to become the fourth pair of pitchers each under the age of 24 to start for the Yankees within the team's first four games of a season...also Dave Righetti (23) and Mike Morgan (22) in 1982; Mel Stottlemyre (23) and Al Downing (23) in 1965; and Hippo Vaughn (23), Ray Fisher (23) and Ray Caldwell (22) in 1911.
- ◆ At Scranton/Wilkes-Barre, went 5-3 with a 2.35 ERA (18 ER in 69.0 IP) and .206 opponents batting average (52-for-253) with 17 walks and 72 strikeouts...lefties hit .180 (27-for-150) and righties batted .243 (25-for-103).
- ◆ Suffered his first career loss, 13-4, on April 4 vs. Rays, allowing 6 earned runs on 4 hits and 4 walks with 2 strikeouts in 2.1 innings.
- ◆ Made his first relief appearance on April 9 @ Royals...was scheduled to start but a potential rain delay resulted in the use of the bullpen to start the game while Kennedy was brought on in relief in the sixth inning.
- ◆ Optioned to Scranton/Wilkes-Barre on May 4.
- ◆ On May 6 vs. Charlotte, tossed 5.2 no-hit innings and finished with 7.1 scoreless innings pitched in a 4-0 win.
- ◆ Recalled from Scranton/Wilkes-Barre on May 15 to start @ Rays and suffered a 5-2 loss.
- ◆ Placed on the disabled list on May 28 with a right lat muscle strain, having departed after the third inning on May 27 @ Orioles.
- ◆ Activated on June 24 and optioned to Single-A Tampa.
- ◆ Transferred to Scranton/Wilkes-Barre on July 3.
- ◆ On Aug. 8, recalled by the Yankees for an emergency start @ Angels, after RHP Joba Chamberlain was placed on the disabled list, and was optioned back to Scranton/Wilkes-Barre on Aug. 9.
- ◆ Started a pair of postseason games for International League Champion Scranton/Wilkes-Barre, going 0-1 with a 1.50 ERA (2 ER in 12.0 IP).
- ◆ Following the season, pitched for Los Indios de Mayaguez in the Puerto Rico Winter League...went 2-2 with a league-low 1.56 ERA (6 ER in 34.2 IP) in 6 starts.

## 2007

- ◆ Pitched his way through Single-A Advanced Tampa, Double-A Trenton and Triple-A Scranton/Wilkes-Barre to earn a September call-up to the Yankees for his first Major League action, having entered the season rated by *Baseball America* as the Yankees' fifth-best prospect.
- ◆ In 3 starts for the Yankees, went 1-0 with a 1.89 ERA (4 ER in 19.0 IP) and a .191 opponents batting average (13-for-68) with 9 walks and 15 strikeouts...the Yankees were 2-1 in his starts.
- ◆ Received the 2007 Kevin Lawn Minor League Pitcher of the Year award, given annually to the Yankees top pitching prospect...in a combined 26 games (25 starts) in the minors, went 12-3 with a 1.91 ERA (31 ER in 146.1 IP) and .182 opponents batting average (91-for-501) with 50 walks and 163 strikeouts.
- ◆ Among full-season minor league pitchers, ranked second with a .182 opponents batting average, third with a 1.91 ERA and 13th with 163 strikeouts.
- ◆ Over his 29 games in the Majors and minors, held opponents to 3 earned runs or less in 28 games, including 9 scoreless outings...allowed 4 earned runs on June 5 vs. Binghamton for Double-A Trenton.
- ◆ Began the season at Single-A Tampa.
- ◆ Named FSL Player of the Week for May 14-20.
- ◆ Named FSL Player of the Month for May, going 5-0 with a 0.70 ERA (3 ER in 38.2 IP) in 6 starts.
- ◆ Led the Florida State League with 6 wins and a 1.29 ERA at the time he was transferred to Double-A Trenton on June 5.
- ◆ Over 12 games from April 16-June 16, went 9-0 with a 1.72 ERA (13 ER in 68.0 IP)...did not allow a run in 6 of those contests.
- ◆ Transferred to Triple-A Scranton/Wilkes-Barre on July 24.
- ◆ Had his contract purchased by the Yankees on Sept. 1 and made his Major League debut that day vs. Rays...became the third Yankee in 2007 to record a win in his Major League debut (also Chase Wright on April 17 vs. Indians and Tyler Clippard on May 20 @ Mets)...became the eighth different rookie to start a game for the Yankees in 2007 (sixth to make his big league debut), tying a franchise record for most rookie starters in a season previously set in 1907...according to the Elias Sports Bureau, prior to 2007 no more than four Yankees starting pitchers had ever made their Major League debuts in the same season...the last time as many as six pitchers did so was for the 1935 Philadelphia Phillies.
- ◆ Prior to his scheduled start on Sept. 22, suffered a strained upper back muscle while throwing a bullpen session and missed the remainder of the season.
- ◆ Named to *Baseball America's* midseason All-Star Team and postseason Minor League All-Star Team.
- ◆ Rated by Minor League News as the 40th-best prospect in the game.
- ◆ Following the season, was rated by *Baseball America* as the Yankees' fourth-best prospect and as having the organization's best control.

## 2006

- ◆ Made his professional debut with Short-Season Single-A Staten Island Yankees...pitched 2.2 perfect innings on Sept. 6 vs. Tri-City in his only appearance.
- ◆ Following the season, pitched for West Oahu in the Hawaiian Winter League and was selected as a HWL Postseason All-Star...in 9 games (7 starts), went 0-2 with a 4.45 ERA (15 ER in 30.1 IP) and .268 opponents average (33-for-123) with 11 walks and 45 strikeouts.

## PERSONAL

- ◆ Ian Patrick Kennedy.
- ◆ Married to Allison, a former guard/forward on the University of Southern California women's basketball team.

- ◆ Two-time member of the U.S. National Team in 2004-05, including the gold medal-winning team at the 2004 FISU World University Championship in Taiwan.
- ◆ In 2003, pitched for the USA Junior National Team that won a bronze medal at the IBAF Junior World Championships in Canada.
- ◆ Played at the University of Southern California from 2004-06, where he ranks second with 10.99 strikeouts per 9.0 innings, third with 380 strikeouts and seventh with 47 starts...his 158 strikeouts as a sophomore rank fourth on USC's single-season list...earned First-Team All-American honors his freshman and sophomore seasons from *Baseball America*, *Collegiate Baseball* and the National Collegiate Baseball Writers Association...became the first USC freshman to be tabbed the No. 1 starter since Randy Flores in 1994...as a sophomore, went 12-2 with a 2.54 ERA and .201 opponents batting average en route to the Pac-10 Conference Pitcher of the Year award, the eighth USC player to win the honor...as a junior, was named a First-Team Preseason All-American by NCBWA.
- ◆ Graduated in 2003 from La Quinta High School in Huntington Beach, Calif., where he was teammates with Rockies' outfielder Seth Smith...as a junior, had 13 wins and a county-leading 0.38 ERA (5 ER in 90.2 IP) en route CIF Division IV co-Most Valuable Player and Orange County Register Most Valuable Player honors.
- ◆ Following his senior season, was drafted by the St. Louis Cardinals in the 14th round of the 2003 First-Year Player Draft but elected not to sign.

## CAREER TRANSACTIONS

Aug. 17, 2006	Signed by the New York Yankees as their first-round selection (21st overall) of the 2006 First-Year Player Draft.
May 28-June 23, 2008	Disabled list (strained right lat muscle).
April 28-Sept. 11, 2009	Disabled list (aneurysm near his right shoulder)...on May 12, had surgery to remove aneurysm performed by Dr. George Todd in New York, N.Y.
Dec. 9, 2009	Traded to the Arizona Diamondbacks in a three-team trade...RHP Edwin Jackson was traded to the D-backs from the Detroit Tigers for RHP Max Scherzer and LHP Daniel Schlereth...OF Curtis Granderson was traded to the Yankees from the Detroit Tigers for OF Austin Jackson and LHP Phil Coke.

## KENNEDY'S CAREER RECORD

YEAR	CLUB	W-L	ERA	G	GS	CG	SHO	SV	IP	H	R	ER	HR	HB	BB	SO	WP	BK
2006	Staten Island	0-0	0.00	1	1	0	0	0	2.2	2	0	0	0	0	2	2	0	0
2007	Tampa	6-1	1.29	11	10	1	0	0	63.0	39	9	9	2	1	22	72	1	0
	Trenton	5-1	2.59	9	9	0	0	0	48.2	27	14	14	2	2	17	57	2	0
	Scranton/Wilkes-Barre	1-1	2.08	6	6	0	0	0	34.2	25	8	8	2	3	11	34	0	0
	NEW YORK-AL	1-0	1.89	3	3	0	0	0	19.0	13	6	4	1	0	9	15	0	0
2008	GCL Yankees	1-0	3.00	1	0	0	0	0	3.0	3	1	1	0	1	0	7	1	0
	Tampa	0-0	0.00	1	1	0	0	0	5.0	2	0	0	0	0	1	4	0	0
	NEW YORK-AL	0-4	8.17	10	9	0	0	0	39.2	50	37	36	5	1	26	27	3	0
	Scranton/Wilkes-Barre	5-3	2.35	13	12	0	0	0	69.0	52	19	18	4	5	17	72	2	1
2009	Scranton/Wilkes-Barre	1-0	1.59	4	4	0	0	0	22.2	18	5	4	0	0	7	25	1	0
	NEW YORK-AL	0-0	0.00	1	0	0	0	0	1.0	0	0	0	0	1	2	1	0	0
2010	ARIZONA	9-10	3.80	32	32	0	0	0	194.0	163	87	82	26	10	70	168	16	0
	Minor League Totals	19-6	1.95	46	43	1	0	0	248.2	168	56	54	10	12	77	273	7	1
	American League Totals	1-4	6.03	14	12	0	0	0	59.2	63	43	40	6	2	37	43	3	0
	National League Totals	9-10	3.80	32	32	0	0	0	194.0	163	87	82	26	10	70	168	16	0
	Major League Totals	10-14	4.33	46	44	0	0	0	253.2	226	130	122	32	12	107	211	19	0

## KENNEDY'S SINGLE-GAME BESTS

### STRIKEOUTS (starter)

12.....8/26/10 @ SD  
 9.....5/19/10 vs. SF  
 8.....2x (last: 6/4/10 vs. COL)  
 7.....4x (last: 8/14/10 @ WSH)  
 6.....9x (last: 9/12/10 @ COL)

### STRIKEOUTS (reliever)

3.....4/9/08 @ KC  
 1.....9/23/09 @ LAA

### INNINGS PITCHED (starter)

8.0.....4x (last: 9/6/10 vs. SF)  
 7.0.....7x (last: 8/31/10 vs. SD)  
 6.2.....3x (last: 7/24/10 vs. SF)  
 6.1.....5/14/10 @ ATL  
 6.0.....9x (last: 9/17/10 @ PIT)

### INNINGS PITCHED (reliever)

3.0.....4/9/08 @ KC  
 1.0.....9/23/09 @ LAA

### WINNING STREAKS (starter)

3.....Aug. 14-31, 2010  
 2.....April 29-May 4, 2010  
 2.....July 10-19, 2010

## FIELDING

YEAR	POS	G	PO	A	E	FPC
2007	P	3	0	2	0	1.000
2008	P	10	1	6	0	1.000
2009	P	1	0	0	0	-
2010	P	32	18	19	1	.974
Totals		46	19	27	1	.979

# NON-ROSTER INVITEE



## MARC KRAUSS

Outfielder

66

**HEIGHT, WEIGHT:** 6-2, 237  
**BATS/THROWS:** Left/Right  
**OPENING DAY AGE:** 23  
**ML SERVICE:** None  
**SIGNED THROUGH:** 2011

**BORN:** Oct. 10, 1987  
 Napoleon, Ohio

**RESIDENCE:** Deshler, Ohio

### CAREER HIGHLIGHTS

Krauss enters the 2011 season as the fifth-best prospect in the D-backs organization, according to *Baseball America*... his 25 homers in 2010 tied for the second-most among all D-backs minor league batters...boasts a .302 average with 27 homers and 104 RBI over parts of two seasons in the D-backs' organization...finished among California League leaders in games played and runs scored last season with Single-A Visalia en route to being named a California League All-Star.

### 2010

- ◆ His 138 games played for Single-A Visalia tied for second in the California League, while his 107 runs scored tied for third.
- ◆ Hit .297 (44-for-148) with 8 doubles, 2 triples, 4 home runs and 63 RBI with runners in scoring position.
- ◆ Hit .329 (52-for-158) with 32 runs scored, 15 doubles, 2 triples, 6 homers and 26 RBI against left-handed pitchers.
- ◆ Named the organization's Player of the Month for April after batting .352 (25-for-71) with 19 runs scored, 3 doubles, 2 triples, 4 home runs and 11 RBI in 20 games.
- ◆ Named to the Cal League Postseason All-Star team.
- ◆ Hit .521 (37-for-71) with 9 doubles, 7 home runs and 26 RBI during a season-long 16-game hitting streak from June 17-July 6, which tied for the eighth longest such streak in the league.
- ◆ Collected a season-high 4 hits on two occasions, June 29 vs. San Jose and July 1 vs. Stockton...also plated a season-high 5 runs on June 29.
- ◆ Garnered Cal League Player of the Week honors for June 28-July 4.
- ◆ Hit .298 (25-for-84) with 5 doubles, a triple, 4 home runs and 23 RBI in 22 games with the Scottsdale Scorpions of the Arizona Fall League following the season.

### 2009

- ◆ Spent the entire season with Single-A South Bend.
- ◆ Hit .306 (30-for-98) with 10 doubles, a triple, 2 homers and 13 RBI against right-handed pitchers.
- ◆ Made his professional debut on June 17 vs. Great Lakes, going 1-for-3 with a double and run scored.
- ◆ Opened the season with an 8-game hitting streak, batting .321 (9-for-28).
- ◆ Hit his first career homer on July 7 @ Lancaster and finished 3-for-4 with 2 RBI and 2 runs scored.
- ◆ Plated a season-high 3 runs on July 4 @ Lancaster.
- ◆ Placed on the disabled list on July 30 with a bone spur in his right ankle and missed the remainder of the season.

### PERSONAL

- ◆ Marc S. Krauss.
- ◆ Played collegiately at Ohio University...named First-Team All-America by *Collegiate Baseball Newspaper*, *Baseball America* and the American Baseball Coaches Association, ABCA/Rawlings All-Mideast Region First-Team, MAC Player of the Year, First-Team All-MAC and CoSIDA/ESPN the Magazine All-District IV Second Team in 2009...became the first player in Ohio history to win MAC Player of the Year...named a Louisville Slugger National Player of the Week on April 6, 2009 and MAC Player of the Week on two occasions...broke Ohio's single-season home run record with 27 homers in 2009 and led the nation with 0.51 home runs per game...also named First Team All-MAC in 2007 and 2008...was a Louisville Slugger Freshmen All-America Team member in 2007, becoming just the third player in Ohio history to receive the honor...also named the MAC Freshman of the Year in 2007.
- ◆ Graduated from Henry High School in Hamler, Ohio...earned Mizuno All-Ohio recognition twice and was a three-time all-conference selection.

### CAREER TRANSACTIONS

- June 15, 2009 Signed by the Arizona Diamondbacks as their second-round selection in the 2009 First-Year Player Draft.
- July 28, 2009 Disabled list through remainder of season (right ankle bone spur).

## KRAUSS' CAREER RECORD

YEAR	CLUB	AVG	G	AB	R	H	2B	3B	HR	RBI	SH	SF	HP	BB	SO	SB-CS	E
2009	South Bend	.304	32	115	14	35	12	1	2	17	0	1	0	14	21	0-1	1
2010	Visalia	.302	138	530	107	160	27	4	25	87	0	5	4	57	141	1-3	10
Minor League Totals		.302	170	645	121	195	39	5	27	104	0	6	4	71	162	1-4	11



# ZACH KROENKE

Left-handed Pitcher

43

**HEIGHT, WEIGHT:** 6-2, 204  
**BATS/THROWS:** Right/Left  
**OPENING DAY AGE:** 26  
**ML SERVICE:** 31 days  
**SIGNED THROUGH:** 2011

**BORN:** April 21, 1984  
 Omaha, Neb.

**RESIDENCE:** Omaha, Neb.

## CAREER HIGHLIGHTS

Kroenke enters his second in the D-backs organization after getting his first taste of the Majors as a September call-up in 2010...has posted a 32-18 record and 3.34 ERA (167 ER in 449.1 IP) with 11 saves, 192 walks and 347 strikeouts in 202 games (41 starts) in 6 minor league seasons...was named to the International League midseason All-Star Team in 2009...transitioned from starter to reliever in 2007.

## 2010

- ◆ Solid season at Triple-A Reno culminated with a September call-up for his first stint in the Majors...went 1-0 with a 6.75 ERA (5 ER in 6.2 IP) in 3 games (1 start) for the D-backs.
- ◆ In 40 games (9 starts) for the Aces, went 7-3 with 2 saves and a 3.51 ERA (38 ER in 97.1 IP) as opponents hit .255 with 39 walks and 69 strikeouts...limited lefties to a .188 average with 9 walks and 17 strikeouts.
- ◆ Was 2-2 with 2 saves and a 5.23 ERA (31 ER in 53.1 IP) as a reliever...worked 2.0 or more inning in 15 of his relief outings.
- ◆ In 9 starts for the Aces, including 7 straight to end the season, he was 5-1 with a 1.43 ERA (7 ER in 44.0 IP) and a .208 opponents average with 15 walks and 34 strikeouts...held opponents scoreless in 5 starts while allowing 1 run twice, 2 runs once and 3 runs once.
- ◆ Was 5-0 with a 2.06 ERA (10 ER in 43.2 IP) and a .213 opponents average with 18 walks and 31 strikeouts in 12 games (7 starts) for the Aces after the All-Star break...included a 5-0 record and 1.64 ERA (6 ER in 33.0 IP) with a .203 opponents average, 13 walks and 27 strikeouts in 6 starts in August.
- ◆ Recalled from Reno on Sept. 3.
- ◆ Made his Major League debut on Sept. 10 @ Rockies, entering to start the fifth inning and allowing 3 runs on 6 hits in 1.1 innings.
- ◆ In his first Major League start, posted a 7-5 win on Oct. 1 @ Dodgers...limited Dodgers to a run on 2 hits and 2 walks with a strikeout in 5.0 innings.

## 2009

- ◆ Pitched in 36 games (2 starts) for Triple-A Scranton/Wilkes-Barre.
- ◆ Was returned to the Yankees on March 16 from the Florida Marlins and assigned to Triple-A Scranton/Wilkes-Barre.
- ◆ In 26 games (1 start) from April-July, went 5-1 with 2 saves, a 0.91 ERA (5 ER in 49.2 IP) and a .198 opponents batting average (34-for-172) with 24 walks and 38 strikeouts.
- ◆ Named to the International League Midseason All-Star Team.
- ◆ Following the season, pitched for the Surprise Rafters in the Arizona Fall League...in 11 relief appearances, went 1-0 with 2 saves and a 5.28 ERA (9 ER in 15.1 IP).
- ◆ Was selected by the D-backs in the Rule 5 Draft on Dec. 10.

## 2008

- ◆ Spent majority of the season at Double-A Trenton before a mid-August promotion to Triple-A Scranton/Wilkes-Barre.
- ◆ In a combined 41 relief appearances, went 7-0 with 1 save, a 2.85 ERA (17 ER in 53.2 IP) and a .190 opponents batting average (35-for-184) with 28 walks and 54 strikeouts.
- ◆ Limited righties to a .162 average (16-for-99) while lefties batted .224 (19-for-85).
- ◆ Opened the season at Double-A Trenton and pitched in 37 games.
- ◆ Promoted to Scranton/Wilkes-Barre on Aug. 17 and appeared in 4 games.
- ◆ Was selected by the Florida Marlins in the Rule 5 Draft on Dec. 11.

## 2007

- ◆ Transitioned from starter to reliever, making a combined 44 relief appearances at Single-A Tampa and Double-A Trenton.

## 2006

- ◆ Pitched in a combined 29 games (24 starts) with Single-A Advanced Tampa and Single-A Charleston
- ◆ Opened season at Single-A Advanced Tampa and made 4 starts.
- ◆ Transferred to Single-A Charleston on April 29 and in 25 games (20 starts), his 86 strikeouts were second-most on the club.



## 2005

- ◆ In his first professional season, pitched in a combined 12 games (6 starts) for the Rookie-level Gulf Coast League Yankees and Single-A Staten Island.
- ◆ Placed on the disabled list on Aug. 28 with a right-hand injury and missed the New York-Penn League playoffs.

## PERSONAL

- ◆ Zachary B. (Zach) Kroenke.
- ◆ He and his wife, Lindsey, reside in Omaha.
- ◆ Played at the University of Nebraska, going 20-9 with a 2.87 ERA over 3 seasons from 2003-05...two-time Second-Team All-Big 12 Conference honoree in 2004-05...played with current Yankees' pitcher Joba Chamberlain.
- ◆ Graduated from Omaha Northwest (Neb.) High School...was a three-time letter-winner in baseball...as a senior, earned Lincoln Journal Star First-Team All-Nebraska honors after leading the state with 90 strikeouts over 53.0 innings and rated by Team One Baseball as one of the nation's top 200 players...also 2-time letter-winner in cross country.
- ◆ Signed by scout Steve Lemke.

## CAREER TRANSACTIONS

June 29, 2005	Signed by the New York Yankees as their fifth-round selection in the 2005 First-Year Player Draft.
Aug. 28, 2005	Disabled list through remainder of season (right hand fracture).
Dec. 11, 2008	Selected by the Florida Marlins in the Rule 5 Draft.
March 16, 2009	Returned to the New York Yankees.
Dec. 10, 2009	Selected by the Arizona Diamondbacks in the Rule 5 Draft.

## KROENKE'S CAREER RECORD

YEAR	CLUB	W-L	ERA	G	GS	CG	SHO	SV	IP	H	R	ER	HR	HB	BB	SO	WP	BK
2005	GCL Yankees	0-1	4.50	1	1	0	0	0	2.0	4	2	1	0	0	0	2	1	0
	Staten Island	1-1	2.54	11	5	0	0	2	39.0	30	14	11	2	3	15	28	2	0
2006	Tampa	0-3	8.36	4	4	0	0	0	14.0	23	19	13	0	0	8	8	0	0
	Charleston	8-6	3.58	25	20	0	0	0	113.0	124	65	45	9	5	41	86	11	0
2007	Trenton	0-1	9.42	15	0	0	0	2	14.1	21	16	15	5	0	12	12	2	0
	Tampa	2-2	2.27	29	0	0	0	0	43.2	34	16	11	2	1	19	33	2	0
2008	Trenton	6-0	3.09	37	0	0	0	1	43.2	28	16	15	4	1	26	44	3	0
	Scranton/Wilkes-Barre	1-0	1.80	4	0	0	0	0	10.0	7	3	2	0	1	2	10	1	0
2009	Scranton/Wilkes-Barre	7-1	1.99	36	2	0	0	4	72.1	54	24	16	4	0	30	55	3	0
2010	Reno	7-3	3.51	40	9	0	0	2	97.1	94	41	38	5	1	39	69	11	1
	<b>ARIZONA</b>	1-0	6.75	3	1	0	0	0	6.2	9	5	5	2	0	4	2	0	0
	Minor League Totals	32-18	3.34	202	41	0	0	11	449.1	419	216	167	31	12	192	347	36	1
	Major League Totals	1-0	6.75	3	1	0	0	0	6.2	9	5	5	2	0	4	2	0	0

## KROENKE'S SINGLE-GAME BESTS

### STRIKEOUTS (starter)

1.....10/1/10 @ LAD

### STRIKEOUTS (reliever)

1.....9/18/10 @ PIT

### INNINGS PITCHED (starter)

5.0.....10/1/10 @ LAD

### INNINGS PITCHED (reliever)

1.1.....9/10/10 @ COL


0.1.....9/18/10 @ PIT

### WINNING STREAKS (starter)

1.....Oct. 1, 2010

## FIELDING

YEAR	POS	G	PO	A	E	FPC
2010	P	3	0	0	0	-
Totals		3	0	0	0	-



# KAM MICKOLIO

Right-handed Pitcher

45

**HEIGHT, WEIGHT:** 6-9, 255  
**BATS/THROWS:** Right/Right  
**OPENING DAY AGE:** 26  
**ML SERVICE:** 122 days  
**SIGNED THROUGH:** 2011

**BORN:** May 10, 1984  
 Wolf Point, Mont.  
**RESIDENCE:** Bozeman, Mont.

## CAREER HIGHLIGHTS

Mickolio joins the D-backs after spending parts of 5 seasons with the Seattle Mariners and Baltimore Orioles organizations...entered the 2010 season as the Orioles' eighth-best prospect according to *Baseball America*...got his first taste of the Majors in 2008 in just his third professional season...went 18-11 with a 3.67 ERA (93 ER in 228.1 IP), 94 walks and 251 strikeouts over parts of 5 minor league seasons.

### 2010

- ◆ Made 3 appearances with the Orioles after being recalled from Triple-A Norfolk on April 15.
- ◆ Tossed a season-high 2.0 innings and struck out a season-high 2 batters on April 19 @ Mariners.
- ◆ Allowed his first Major League home run on April 24 @ Red Sox to Kevin Youkilis.
- ◆ Optioned to Triple-A Norfolk on April 27 and spent the rest of the season with the Tides.
- ◆ Made 30 appearances for Norfolk and went 4-3 with a 6.37 ERA (25 ER in 35.1 IP).
- ◆ Went 2-2 with a 8.05 ERA in 18 appearances for the Tides before the All-Star break and 2-1 with a 4.41 ERA in 12 games after the break.
- ◆ Played for the Scottsdale Scorpions in the Arizona Fall League following the season...in 8 games, posted a 0.75 ERA (1 ER in 12.0 IP) with 2 walks and 18 strikeouts.

### 2009

- ◆ Had 3 separate stints with the big league club and went 0-2 with a 2.63 ERA (4 ER in 13.2 IP) with 7 walks and 14 strikeouts in 11 games.
- ◆ Struck out at least 1 batter in 27 of his 35 appearances for Triple-A Norfolk.
- ◆ Held International League batters to a .203 average (32-for-158), including a .191 average (13-for-68) against left-handed hitters.
- ◆ Went 3-0 with a 1.25 ERA (3 ER in 21.2 IP) in 17 home games for the Tides.
- ◆ Did not allow a run in his first 9 appearances (9.2 IP) before allowing 4 runs in his last 4 appearances (4.0 IP).
- ◆ Did not allow a home run in his 13.2 innings of work.
- ◆ Placed on the disabled list on Sept. 7 through the remainder of the season with right shoulder inflammation.
- ◆ Named the Orioles' eighth-best prospect by *Baseball America* following the season.

### 2008

- ◆ Opened the season with Double-A Bowie...went 2-1 with a 4.70 ERA (20 ER in 38.1 IP) and a save in 28 games.
- ◆ Allowed 1 earned run or less in 23 of his 28 appearances with the Baysox.
- ◆ In 6 games from May 23-June 11, lowered his ERA from 4.07 to 3.52 by pitching 6.1 innings and allowing just 1 earned run.
- ◆ Transferred to Triple-A Norfolk on July 6 and posted a 1.80 ERA (4 ER in 20.0 IP) in 17 appearances with the Tides.
- ◆ Held right-handed hitters to a .125 average (4-for-32).
- ◆ Had his contract selected on Aug. 20 and made his big league debut that night vs. Red Sox.
- ◆ Optioned back to Norfolk on Aug. 25 and was recalled on Sept. 2.
- ◆ Appeared in 7 games for the Orioles in September.
- ◆ Tossed a career-high 2.0 scoreless innings on Sept. 13 vs. Twins in Game 2 of a doubleheader.

### 2007

- ◆ Combined to go 6-4 with a 2.68 ERA in 32 relief appearances with Double-A West Tennessee and Triple-A Tacoma in just his second professional season.
- ◆ Rated as the Mariners' 18th-best prospect according to *Baseball America*.
- ◆ Opened the season with West Tennessee...limited opponents to a .224 average (24-for-107), including a .131 clip (8-for-61) against right-handed hitters.
- ◆ Won back-to-back outings on April 22 and 25 vs. Jacksonville.
- ◆ Tossed 19.0 consecutive scoreless innings while fanning 22 from April 18-May 29.
- ◆ Promoted to Tacoma on June 14.
- ◆ Recorded at least 1 strikeout in 13 of 14 games, including striking out 4 batters on 3 different occasions.
- ◆ Placed on the disabled list on Aug. 4 for the remainder of the season with a right elbow strain.

### 2006

- ◆ Made his professional debut with Single-A Everett.
- ◆ Did not allow an earned run in 17 of his 21 games, including a season-high 8.1 inning stretch with an earned run from

Aug. 13-Sept. 6.

- ◆ Picked up his lone win of the season on Aug. 6 @ Tri-City after tossing 3.0 scoreless innings.
- ◆ Went 4-for-5 in save opportunities.

## PERSONAL

- ◆ Kameron Kraig (Kam) Mickolio.
- ◆ Graduated from Bozeman (Mont.) High School in 2002...played for the local American Legion Belgrade Bandits during high school because Montana did not sanction baseball as a high school sport.
- ◆ Attended the College of Eastern Utah...drafted in the 46th round by St. Louis in 2003, but did not sign.
- ◆ Graduated from Utah Valley State College in May 2006...named to the 2006 Division I All-Independent Baseball second-team...named Division I All-Independent Pitcher of the Week for the week of April 25, 2006...became Utah Valley's first player to play in the Major Leagues.

## CAREER TRANSACTIONS

June 11, 2006	Signed by the Seattle Mariners as their 18th-round selection in the 2006 First-Year Player Draft.
Aug. 4-Sept. 14, 2007	Disabled list (right elbow strain).
Feb. 8, 2008	Traded to the Baltimore Orioles with OF Adam Jones, RHP Chris Tillman, LHP George Sherrill and LHP Tony Butler for LHP Erik Bedard.
Sept. 7, 2009	Disabled list through remainder of season (right shoulder inflammation).
June 12-Aug. 3, 2010	Disabled list (right shoulder injury).
Dec. 6, 2010	Traded to the Arizona Diamondbacks with RHP David Hernandez for INF Mark Reynolds.

## MICKOLIO'S CAREER RECORD

YEAR	CLUB	W-L	ERA	G	GS	CG	SHO	SV	IP	H	R	ER	HR	HB	BB	SO	WP	BK
2006	Everett	1-0	2.78	21	0	0	0	4	32.1	34	14	10	1	3	7	26	3	1
2007	West Tennessee	3-1	1.82	18	0	0	0	2	29.2	24	9	6	0	2	12	27	2	0
	Tacoma	3-3	3.75	14	0	0	0	1	24.0	19	12	10	3	2	10	28	3	1
2008	Bowie	2-1	4.70	28	0	0	0	1	38.1	39	21	20	2	3	22	40	3	0
	Norfolk	1-0	1.80	17	0	0	0	2	20.0	13	7	4	0	2	9	23	0	0
	BALTIMORE	0-1	5.87	9	0	0	0	0	7.2	8	5	5	0	0	4	8	2	0
2009	Norfolk	3-3	3.50	35	0	0	0	0	43.2	32	21	17	4	0	16	52	3	0
	BALTIMORE	0-2	2.63	11	0	0	0	0	13.2	11	4	4	0	0	7	14	0	0
2010	BALTIMORE	0-0	7.36	3	0	0	0	0	3.2	5	3	3	1	0	3	4	0	0
	Aberdeen	1-0	1.80	4	0	0	0	0	5.0	1	1	1	1	0	1	7	1	0
	Norfolk	4-3	6.37	30	0	0	0	0	35.1	44	25	25	4	0	17	48	0	0
Minor League Totals		18-11	3.67	167	0	0	0	10	228.1	206	110	93	15	12	94	251	15	2
Major League Totals		0-3	4.32	23	0	0	0	0	25.0	24	12	12	1	0	14	26	2	0

## MICKOLIO'S SINGLE-GAME BESTS

### STRIKEOUTS

4.....8/18/10 @ TB  
2.....6x (last: 4/19/10 @ SEA)

### INNINGS PITCHED

2.0.....3x (last: 4/19/10 @ SEA)  
1.2.....3x (last: 8/25/09 @ MIN)  
1.1.....8/23/09 @ CWS

## FIELDING

YEAR	POS	G	PO	A	E	FPC
2008	P	9	1	1	0	1.000
2009	P	11	0	2	0	1.000
2010	P	3	0	0	0	-
Totals		23	1	3	0	1.000

NON-ROSTER INVITEE



# WADE MILEY

Left-handed Pitcher

67

**HEIGHT, WEIGHT:** 6-1, 219

**BATS/THROWS:** Left/Left

**OPENING DAY AGE:** 24

**ML SERVICE:** None

**SIGNED THROUGH:** 2011

**BORN:** Nov. 13, 1986  
Hammond, La.

**RESIDENCE:** Loranger, La.

## CAREER HIGHLIGHTS

Miley enters the 2011 season as the eighth-best prospect in the D-backs organization, according to *Baseball America*...his 3.41 ERA since entering the organization in 2008 ranks second among all D-backs minor leaguers with at least 40 starts behind Jarrod Parker (3.31)...in the last 2 seasons (2009-10), his 281.2 innings pitched rank fifth among D-backs minor leaguers while his 215 strikeouts rank sixth and 15 wins rank eighth...has allowed only 14 home runs in his 292.2 innings for a 0.9 homer per 9.0 innings average in his minor league career.

## 2010

- ◆ Named the D-backs' 2010 Minor League Pitcher of the Year after finishing second in the organization with a 2.65 ERA (45 ER in 153.0 IP) and posting a combined 9-7 record with Single-A Visalia and Double-A Mobile.
- ◆ Opened the season with Visalia...tossed a season-high 13.2 consecutive scoreless innings while going 2-0 and limiting opponents to a .163 average from May 5-10.
- ◆ Promoted to Mobile on June 24.
- ◆ Did not lose a decision over 6 straight starts from July 16-Aug 13 while posting a 2.73 ERA (10 ER in 33.0 IP).
- ◆ Tossed a season high 8.0 innings, allowing just 1 run while striking out 3 on July 16 vs. Jacksonville.

## 2009

- ◆ Opened the season with Single-A South Bend.
- ◆ Struck out a career-high 7 batters on April 16, May 5 and May 26.
- ◆ Tossed a career-high 8.0 innings on May 10 vs. Wisconsin.
- ◆ Promoted to Visalia on Aug. 25... went 1-1 with a 4.80 ERA (8 ER in 15.0 IP) and 11 strikeouts in 3 starts for the Rawhide.
- ◆ Limited lefties to a .190 average (4-for-21) with 6 strikeouts while with Visalia.
- ◆ Won his first decision with the club on Aug. 25 @ San Jose after tossing 6.0 innings and allowing just 2 runs.

## 2008

- ◆ Made his professional debut with Single-A Yakima on Aug. 3 vs. Boise, striking out 2 over a scoreless inning.
- ◆ Earned his first career victory after recording 2 strikeouts in 2.0 perfect innings on Aug. 11 vs. Everett.
- ◆ Struck out a season-high 3 batters on Aug. 31 @ Tri-Cities.

## PERSONAL

- ◆ Wade A. Miley.
- ◆ Married to Katy.
- ◆ Played collegiately at Southeastern Louisiana University...led the Southland Conference with 119 strikeouts in 2008, the second-highest single season total in school history and the sixth-best total in the nation that season...named to the All-Southland Conference first team, as well as garnering Southland Conference Pitcher of the Week twice in 2008...was also on the Roger Clemens Award Watch List for 2008...his 259 career strikeouts rank second on the school's all-time list.
- ◆ Graduated from Loranger High School in Loranger, La.

## CAREER TRANSACTIONS

- June 20, 2008 Signed as the Arizona Diamondbacks supplemental selection in the 2008 First-Year Player Draft.
- June 12-25, 2009 Disabled list (left foot sprain).

## MILEY'S CAREER RECORD

YEAR	CLUB	W-L	ERA	G	GS	C	G	SHO	SV	IP	H	R	ER	HR	HB	BB	SO	WP	BK
2008	Yakima	1-1	4.91	7	0	0	0	0	0	11.0	11	6	6	0	0	5	11	0	0
2009	South Bend	5-9	4.12	21	21	0	0	0	0	113.2	127	60	52	8	4	29	91	7	0
	Visalia	1-1	4.80	3	3	0	0	0	0	15.0	18	10	8	0	0	4	11	0	0
2010	Visalia	4-5	3.25	14	14	0	0	0	0	80.1	81	36	29	1	1	37	50	10	0
	Mobile	5-2	1.98	13	13	1	0	0	0	72.2	60	26	16	5	1	28	63	2	3
Minor League Totals		16-18	3.41	58	51	1	0	0	0	292.2	297	138	111	14	6	103	226	19	3



# JUAN MIRANDA

Infielder

46

**HEIGHT, WEIGHT:** 6-0, 220  
**BATS/THROWS:** Left/Left  
**OPENING DAY AGE:** 28  
**ML SERVICE:** 90 days  
**SIGNED THROUGH:** 2011

**BORN:** April 25, 1983  
 Consolacion del Sur,  
 Cuba  
**RESIDENCE:** Santiago, DR

## CAREER HIGHLIGHTS

Miranda joins the D-backs after spending the previous 4 seasons in the Yankees organization...made his Major League debut in 2008 and has seen action in 46 big league games over the past 3 seasons...owns a .281 average (431-for-1,535) with 230 runs scored, 101 doubles, 8 triples, 62 home runs and 273 RBI in 423 games over parts of 4 seasons in the Yankees farm system...began his professional career in Cuba, playing first base and left field for Pinar Del Rio in Cuba's Serie Nacional from 2001-04...while playing in Cuba, was a teammate of former Yankee Jose Contreras and played against other current Major Leaguers, including the Royals' Yuniesky Betancourt and Angels' Kendry Morales.

## 2010

- ♦ Hit .219 (14-for-64) with 7 runs scored, 2 doubles, a triple, 3 home runs and 10 RBI in 33 games with the Yankees.
- ♦ Opened the season with Triple-A Scranton/Wilkes-Barre and batted .285 (84-for-295) with 52 runs scored, 15 doubles, a triple, 15 home runs and 43 RBI in 80 games.
- ♦ Hit .306 (64-for-209) with 11 doubles, a triple, 12 home runs and 33 RBI against right-handed pitchers.
- ♦ Recalled on May 13 and in 18 games with the Yankees, hit .217 (10-for-46) with 6 runs scored, 2 doubles, a triple, 2 home runs and 7 RBI...optioned back to Scranton/Wilkes-Barre on June 2.
- ♦ Plated a season-high 4 RBI on June 10 @ Charlotte.
- ♦ Over 11 games in July, hit .450 (18-for-40) with 14 runs scored, 5 doubles, 4 home runs and 6 RBI.
- ♦ Collected a season-high 4 hits on July 5 @ Rochester...also had a 4-hit game on Aug. 18 @ Columbus.
- ♦ Recalled for the second time on July 16...played in 10 games before being optioned on July 31.
- ♦ Strung together an 11-game hitting streak from Aug. 7-19, over which he hit .429 (18-for-42).
- ♦ Recalled for his third stint with the big league club on Sept. 12.

## 2009

- ♦ Hit .333 (3-for-9) with 2 runs scored, a home run and 3 RBI in 8 games over two stints with the Yankees.
- ♦ Batted .290 (127-for-438) with 74 runs scored, 30 doubles, 19 home runs and 82 RBI in 122 games with Triple-A Scranton/Wilkes-Barre...ranked third in the International League in RBI.
- ♦ Named IL Player of the Week for April 9-12.
- ♦ Recalled from Scranton/Wilkes-Barre on April 17 and was optioned back on April 18 without appearing in a game.
- ♦ Appeared in 7 postseason games for the IL North Division champions, batting .231 (6-for-26) with a double, triple, home run and 6 RBI.
- ♦ Recalled on Sept. 18 and made his first appearance of the season on Sept. 19 @ Mariners...singled as a pinch-hitter in the ninth inning.
- ♦ Connected for a walk-off infield single on Sept. 29 vs. Royals after entering the game defensively in the top of the ninth inning at first base...marked his first career walk-off hit...became the ninth different Yankee to collect a walk-off hit during 2009 and the second rookie to do so (also Francisco Cervelli on Sept. 16 vs. Blue Jays).
- ♦ Hit his first big league home run on Oct. 2 @ Rays, a 2-run 469-foot shot off Dale Thayer in the eighth inning that is the longest homer ever hit in the history of Tropicana Field.
- ♦ Played winter ball with Licey in the Dominican Winter League and hit .409 (18-for-44) with 5 doubles, 2 home runs and 11 RBI in 13 games.

## 2008

- ♦ Saw his first Major League action as a September call-up and hit .400 (4-for-10) with a double and RBI in 5 games (three starts at first base) with the Yankees.
- ♦ Hit .287 (102-for-356) with 22 doubles, 12 home runs and 52 RBI in 99 games with Triple-A Scranton/Wilkes-Barre...ranked fifth in the International League with a .384 on-base percentage and second on the team with 102 hits...committed just 5 errors in 670 chances at first base for a .993 fielding percentage.
- ♦ Hit .332 (79-for-228) with 10 home runs against right-handed pitchers.
- ♦ Placed on the disabled list on April 30 with a right shoulder strain...reinstated on May 12.
- ♦ Had his second stint on the disabled list from May 19-June 16 with a right shoulder strain.
- ♦ Batted .265 (9-for-34) with a league-high 11 RBI in 8 postseason games for the IL-champions...homered and drove in a single-game postseason franchise record 6 runs in the 20-2 win on Sept. 12 vs. Durham to clinch the IL title.
- ♦ Recalled from Scranton/Wilkes-Barre on Sept. 17...made his big league debut on Sept. 18 vs. White Sox, getting the start at first base...became the 15th Cuban-born player to appear in a game with the Yankees.
- ♦ Was 1 of 3 Yankees to make their Major League debut on Sept. 18 (also Francisco Cervelli and Humberto Sanchez)...according to Elias, marked the first time 3 different Yankees made their big league debut in the same game since March 31, 2003 when Hideki Matsui, Jose Contreras and Jason Anderson each debuted in the Yankees' 8-4 win @ Blue Jays.



- ◆ Made his second start on Sept. 24 @ Blue Jays, going 2-for-4 with a double...collected his first big league hit with a fourth-inning single off A.J. Burnett...recorded his first RBI on Sept. 28 (Game 2) with a ninth-inning sacrifice fly.
- ◆ Played in the Arizona Fall League with the Peoria Javelinas and hit .301 (22-for-73) with 14 runs scored, 7 doubles, 2 triples, 5 home runs and 20 RBI in 19 games...did not commit an error in 9 starts at first base (81 total chances).

## 2007

- ◆ Combined to hit .265 (118-for-446) with 64 runs scored, 34 doubles, 16 home runs and 96 RBI in 122 games with Single-A Tampa and Double-A Trenton...ranked first among all Yankees farmhands in RBI and fourth in home runs.
- ◆ Collected 10 sacrifice flies, tying for fourth-most among all minor league players.
- ◆ Hit .317 (44-for-139) with 7 home runs and 78 RBI with runners in scoring position.
- ◆ Opened the season with Tampa and hit .264 (66-for-250) with 35 runs scored, 9 home runs and 50 RBI in 67 games...tied for third among Florida State League first basemen (minimum 500 total chances) with a .991 fielding percentage (5 errors in 566 total chances).
- ◆ Recorded his first career multi-home run game on May 24 @ Vero Beach with a pair of 2-run homers.
- ◆ Strung together a 15-game hitting streak from May 24-June 10, batting .426 (23-for-54) with 12 runs scored, 9 doubles, a triple, 4 home runs and 22 RBI during that stretch, including 6 multi-hit contests...drove in at least 1 run in 13 of those games, including 9 straight from May 31-June 10.
- ◆ Promoted to Trenton on June 22 and hit .265 (52-for-196) with 29 runs scored, 7 home runs and 46 RBI in 55 games.
- ◆ Plated an organization-high 27 runs over 25 games in July.
- ◆ Helped lead Trenton to its ninth straight win on July 8 @ Harrisburg after hitting his first career grand slam off Jerome Williams and establishing a career-high with 5 RBI...also had 5 RBI on Aug. 9 @ Binghamton.
- ◆ Appeared in 2 postseason games with Trenton, hitting .250 (2-for-8) with a run scored, double and RBI.
- ◆ Played for the Peoria Javelinas of the Arizona Fall League and batted .295 (23-for-78) with 16 runs scored, 5 doubles and 5 home runs in 22 games...led the league after averaging a home run every 15.6 at-bats, tied for fourth with 5 home runs, was fifth with a .423 on-base percentage, tied for fifth with 17 RBI, was sixth with a .551 slugging percentage and tied for seventh with 16 walks...named to the 2007 AFL Top Prospects Team.

## PERSONAL

- ◆ Juan Miguel Miranda.
- ◆ Has a son, Edgar Miguel.
- ◆ Defected to the Dominican Republic in 2004, established residency in 2005 and was granted citizenship in 2006.

## CAREER TRANSACTIONS

Dec. 22, 2006  
Nov. 18, 2010

Signed as a non-drafted free agent by the New York Yankees.  
Traded to the Arizona Diamondbacks for RHP Scott Allen.

## MIRANDA'S CAREER RECORD

YEAR	CLUB	AVG	G	AB	R	H	2B	3B	HR	RBI	SH	SF	HP	BB	SO	SB-CS	E
2007	Tampa	.264	67	250	35	66	17	3	9	50	0	7	7	29	60	1-0	5
	Trenton	.265	55	196	29	52	17	2	7	46	0	3	5	23	46	0-1	4
2008	Scranton/Wilkes-Barre	.287	99	356	40	102	22	0	12	52	0	3	3	55	79	2-1	5
	NEW YORK-AL	.400	5	10	2	4	1	0	0	1	0	1	1	2	4	0-0	0
2009	Scranton/Wilkes-Barre	.290	122	438	74	127	30	2	19	82	0	6	3	55	101	1-0	10
	NEW YORK-AL	.333	8	9	2	3	0	0	1	3	0	0	0	0	4	0-0	0
2010	Scranton/Wilkes-Barre	.285	80	295	52	84	15	1	15	43	0	3	9	33	71	1-0	4
	NEW YORK-AL	.219	33	64	7	14	2	1	3	10	0	0	0	7	12	0-0	0
Minor League Totals		.281	423	1535	230	431	101	8	62	273	0	22	27	195	357	5-2	28
Major League Totals		.253	46	83	11	21	3	1	4	14	0	1	1	9	20	0-0	0

## MIRANDA'S SINGLE-GAME BESTS

**HITS**  
2.....5x (last: 7/20/10 vs. LAA)

**HOME RUNS**  
1.....4x (last: 7/21/10 vs. LAA)


**RBI**  
2.....10/2/09 @ TB  
2.....5/18/10 vs. BOS  
2.....5/20/10 vs. TB

**RUNS**  
3.....5/20/10 vs. TB

**HITTING STREAKS**  
2.....5x (last: July 20-21, 2010)

## FIELDING

YEAR	POS	G	PO	A	E	FPC
2008	1B	5	30	2	0	1.000
2009	1B	8	19	1	0	1.000
2010	1B	13	53	5	0	1.000
Totals		26	102	8	0	1.000



# MIGUEL MONTERO

Catcher

26

**HEIGHT, WEIGHT:** 5-11, 213

**BATS/THROWS:** Left/Right

**OPENING DAY AGE:** 27

**ML SERVICE:** 4 years, 31 days

**SIGNED THROUGH:** 2011

**BORN:** July 9, 1983

Caracas, Venezuela

**RESIDENCE:** Chandler, Ariz.

## CAREER HIGHLIGHTS

Montero returns as the D-backs' starting catcher for the second consecutive season... among NL catchers since 2007 (min. 1,100 PA), ranks fourth with a .443 slugging percentage; seventh with a .267 batting average; eighth with 36 home runs; and 10th with a .329 on-base percentage... established career-bests in virtually every offensive category after assuming starting catcher duties in late-June 2009... in 2007, led all rookies with 3 pinch-hit home runs, 7 pinch-hit RBI and a pinch-hit average of .350 (7-for-20).

## 2010

- ◆ Opened the season for the first time in his career as the D-backs' starting catcher but battled back from early season knee surgery to post offensive numbers that ranked among the top-half of NL backstops...batted .266 (79-for-297) with 9 home runs, 20 doubles and 43 RBI in 85 games for the D-backs.
- ◆ Committed a career-low 2 errors in 522 total chances during 79 games to post a .996 fielding percentage, which tied for tops in the Majors among catchers with a minimum of 75 games with the Rockies' Yorvit Torrealba, Twins' Joe Mauer and Dodgers' Rod Barajas...had a career-high 6 passed balls.
- ◆ Threw out 16 of 63 basestealers (25.4%)...twice threw out 2 basestealers in a game on July 4 vs. Dodgers and July 18 @ Dodgers, marking only the fifth and sixth times in his career he accomplished the feat.
- ◆ Had a trio of 2-hit games to start the season before suffering a torn meniscus in his right knee while running to first base on April 10 vs. Pirates...was placed on the 15-day disabled list the next day and underwent surgery on April 15 to repair the meniscus tear...team physician Dr. Michael Lee performed the surgery in Phoenix.
- ◆ Was reinstated to the roster on June 12 after missing 57 games and proceeded to reach base safely via a hit or walk in 18 of his next 20 games while batting .342 (25-for-73) with 6 doubles, 2 homers and 10 RBI...stretch included a season-high 9-game hitting streak (.417, 15-for-36) from June 13-23, which tied for the second-longest streak of his career.
- ◆ Homered in consecutive games for the fourth time in his career on July 29 @ Phillies and July 30 @ Mets.
- ◆ Hit the second of four consecutive homers to tie the Major League record for the seventh time on Aug. 11 @ Brewers...his homer was preceded by Adam LaRoche and followed by Mark Reynolds and Stephen Drew.
- ◆ Had his fourth career 2-homer game on Aug. 14 @ Nationals, becoming the only Major League catcher to hit 2 home runs in a game in each of the last four seasons...joined Rays' Kelly Shoppach and Angels' Bobby Wilson to become third trio of catchers to have multi-homer games on the same day...was also accomplished on July 26, 1997 by Benito Santiago, Mike Piazza and Javy Lopez and on May 8, 1999 by Mike Lieberthal, Santiago and Charles Johnson.
- ◆ Hit 2 triples to tie the Major League single-game record for a catcher in final home game on Sept. 26 vs. Dodgers, becoming 24th catcher since the expansion era began in 1961 to accomplish the feat and first since the Royals' John Buck on April 30, 2009 vs. Blue Jays.

## 2009

- ◆ Established himself as one of the best catchers in baseball after assuming the starting catching duties in late-June and subsequently enjoyed a breakout campaign, highlighted by career bests with a .294 batting average, 128 games, 425 at-bats, 61 runs scored, 125 hits, 30 doubles, 16 home runs, 59 RBI, 38 walks, a .355 on-base percentage and a .478 slugging percentage.
- ◆ Among big league catchers (min. 450 plate appearances), ranked fourth in batting average, on-base percentage, slugging percentage and a .832 OPS; tied for fourth in doubles; tied for fifth with 46 extra-base hits; sixth in runs scored; tied for eighth with 30 multi-hit games; ninth in 125 hits and RBI; tied for ninth in home runs.
- ◆ Hit .329 (27-for-87) against southpaws, which was second-best on the team behind Justin Upton (min. 75 plate appearances).
- ◆ In 111 games at catcher, including 101 starts, nabbed 34 of 166 attempted basestealers (20.5%).
- ◆ Had a career-high 4 hits on June 7 @ Padres (an 18-inning game) and July 18 @ Cardinals.
- ◆ Had a season-high 3 RBI on April 20 vs. Rockies, July 22 @ Rockies, Aug. 29 vs. Astros and Sept. 29 @ Giants.
- ◆ Hit the front end of back-to-back home runs with Dan Haren on June 30 @ Reds, the first such homers by a catcher and pitcher since the Braves' Brian McCann and Jorge Sosa in 2006.
- ◆ Collected his first career stolen base on June 18 @ Royals, swiping second base as part of a double-steal with Chris Young in the third inning.
- ◆ Had a pair of 9-game hitting streaks from July 17-26, batting .444 (16-for-36), and Aug. 9-20, hitting .419 (13-for-31).
- ◆ In July, led all catchers with a .640 slugging percentage and ranked seventh in the Majors with a 1.006 OPS.
- ◆ Had a career-high 3 doubles on Aug. 10 vs. Mets, matching the franchise record for the 17th time.
- ◆ Had a career-high 10-game hitting streak from Aug. 26-Sept. 5, batting .351 (13-for-37).
- ◆ Slugged 2 homers in a game for the third time in his career on Sept. 29 @ Giants.

- ◆ Following the season, played for Navegantes del Magallanes in the Venezuelan Winter League...in 14 games, hit .255 (13-for-51) with 8 doubles and 6 RBI.

## 2008

- ◆ Appeared in 53 games at catcher, including 45 starts, in serving as the backup catcher for the second consecutive season.
- ◆ Began the season on the disabled list with a fractured right finger...saw action in 11 games for Triple-A Tucson during a rehab assignment prior to making season debut with the D-backs on April 23 @ Dodgers.
- ◆ Tied a career-high by collecting 3 hits in a game on 3 occasions; April 30 vs. Astros, July 11 @ Phillies and Aug. 16 @ Astros.
- ◆ Hit game-winning sacrifice fly in 10th inning on June 12 @ Mets.
- ◆ Hit his first career grand slam off Brandon Backe on Aug. 16 @ Astros...also hit a solo homer to set a career-best with 5 RBI...marked his second career game with 2 homers, also accomplished on Sept. 5, 2007 vs. Padres...Backe also gave up a grand slam to Chris Young, marking the first time two D-backs hit grand slams in the same game.
- ◆ Hit his first career triple on Aug. 27 @ Padres.

## 2007

- ◆ Broke camp on the 25-man roster for the first time in his professional career.
- ◆ Entered the season ranked by *Baseball America* as the 63rd-best prospect in baseball.
- ◆ His 3 pinch-hit home runs tied for third place on the D-backs' all-time single season list with Tony Clark in 2005 and 2007, Greg Colbrunn in 2001 and Alex Cintron in 2005...it took 9 at-bats as a pinch-hitter to reach 3 home runs, the fastest of any player in D-backs history.
- ◆ 8 of his 10 home runs were hit in the sixth inning or later (1 in the 10th, 3 in the eighth, 2 in the seventh and 2 in the sixth).
- ◆ Hit 2 home runs on Sept. 5 vs. Padres, his first career multi-homer run game, going deep off Jake Peavy in the fourth inning and then blasted a solo shot off Brett Tomko in the seventh.
- ◆ Hit a home run every 21.40 at-bats (10 home runs in 230 at-bats), ranking fourth on the team (Tony Clark, 13.00, Micah Owings, 15.00, and Chris Young, 17.78).
- ◆ Was 7-for-20 with 1 double, 3 home runs 7 RBI and 5 runs scored as a pinch-hitter.

**2007 POSTSEASON HIGHLIGHTS:** Saw action in 1 NLDS game vs. Cubs, going 0-for-2 with a walk...played in 3 NLCS games vs. Rockies, batting .400 (2-for-5).

## 2006

- ◆ Collected his first Major League hit on Sept. 25 @ Giants in the fifth inning, ending the day 3-for-4 with a double and 2 RBI.
- ◆ Had a .976 fielding percentage with the Sidewinders and threw out 4 of 13 runners attempting to steal.
- ◆ Named the farm system's Player of the Month for April after batting .297 (22-for-74) with 5 home runs and 20 RBI.

## 2005

- ◆ Began the year with Single-A Lancaster and scorched California League pitchers for a circuit-best .349 average with 24 home runs and 82 RBI in 85 games.
- ◆ Ranked third in the league with a .625 slugging percentage.
- ◆ Was the California League starting catcher in the mid-season matchup against Carolina League stars.
- ◆ Was selected as the farm system's Player of the Month for May after batting .392 with 8 homers and 32 RBI.
- ◆ Put together a 19-game hit streak from May 4-23, during which he hit .425 (34-for-80) with 3 home runs and 19 RBI.
- ◆ Homered twice in a game on 5 occasions (May 11 vs. Inland Empire, May 27 vs. Rancho Cucamonga, June 5 @ Rancho Cucamonga, June 16 vs. Bakersfield and June 21 @ San Jose).
- ◆ Played for the World Team at the Futures Game on July 10 in Detroit, going 0-for-1 with a pair of walks as the starting catcher.
- ◆ The next day in his first Double-A contest, went 3-for-3 with a homer and 2 RBI.
- ◆ After the season, played briefly for the Phoenix Desert Dogs in the Arizona Fall League and batted .421 with 2 homers and 9 RBI in 6 games.
- ◆ He then returned to his native Venezuela and suited up for Occidente in the Venezuelan Winter League, appearing in 49 games and hit .284 with 10 doubles, 6 homers and 22 RBI.

## 2004

- ◆ His 11 home runs tied for second on Single-A South Bend and his 59 RBI ranked third.
- ◆ Played winter ball for Occidente in the Venezuelan League.

## 2003

- ◆ Spent his second straight year with Rookie-level Missoula and ranked second among Pioneer League backstops with a .984 fielding percentage.
- ◆ After the season, he had a brief stint with Occidente in the Venezuelan Winter League.

## 2002

- ◆ He evenly split the catching duties with Phil Avlas and appeared in 40 games during first year with Rookie-Level Missoula.
- ◆ Homered in each of his first 2 games, then went homerless until going deep in the season finale.

## PERSONAL

- ♦ Miguel Angel Montero Fernandez.
- ♦ He and his wife, Vanessa, have a son, Angel.
- ♦ Attended Nuestra Senora la Esperanza High School in Caracas, Venezuela.
- ♦ Makes a number of special appearances at cultural, retail and community events throughout Arizona for Qwest Communications...he also speaks about the company's high-speed Internet suite of products and services in various advertising and social media campaigns for the company.

## CAREER TRANSACTIONS

April 23, 2001	Signed by the Arizona Diamondbacks as a non-drafted free agent.
Aug. 29-Sept. 4, 2004	Disabled list (bruised left clavicle).
Aug. 19-Sept. 4, 2005	Disabled list (right oblique muscle strain).
March 30-April 22, 2008	Disabled list (fractured right finger), retro to March 23.
April 11-June 12, 2010	Disabled list (torn meniscus in right knee).

## MONTERO'S CAREER RECORD

YEAR	CLUB	AVG	G	AB	R	H	2B	3B	HR	RBI	SH	SF	HP	BB	SO	SB-CS	E
2001	Boca Chica	.220	43	118	15	26	5	1	1	17	11	2	6	17	19	7-4	14
2002	Missoula	.263	50	152	21	40	10	1	3	14	1	3	3	17	26	2-1	6
2003	Missoula	.301	59	196	24	59	10	2	4	32	0	3	8	9	15	2-3	6
2004	South Bend	.263	115	403	47	106	22	2	11	59	0	4	6	36	74	8-2	12
2005	Lancaster	*.349	85	355	73	124	24	1	24	82	2	6	10	26	52	1-2	8
	Tennessee	.250	30	108	13	27	1	2	2	13	1	1	3	7	26	1-0	4
2006	Tennessee	.270	81	289	24	78	18	0	10	46	0	4	5	39	44	0-3	2
	Tucson	.321	36	134	21	43	5	0	7	29	0	2	4	14	21	1-1	5
	ARIZONA	.250	6	16	0	4	1	0	0	3	0	0	0	1	3	0-0	0
2007	ARIZONA	.224	84	214	30	48	7	0	10	37	1	6	3	20	35	0-0	6
2008	+Tucson	.281	11	32	3	9	2	0	1	5	0	0	1	5	3	0-0	0
	ARIZONA	.255	70	184	24	47	16	1	5	18	1	1	2	19	49	0-0	4
2009	ARIZONA	.294	128	425	61	125	30	0	16	59	2	2	3	38	78	1-2	9
2010	ARIZONA	.266	85	297	36	79	20	2	9	43	0	3	2	29	71	0-1	2
	+Reno	.333	4	15	1	5	0	0	0	2	0	0	1	1	0	0-0	0
Minor League Totals		.287	514	1802	242	517	97	9	63	299	5	25	47	171	280	22-16	55
Major League Totals		.267	373	1136	151	303	74	3	40	160	4	12	10	107	236	1-3	21

\* Led League, + Minor League injury rehab

## DIVISION SERIES RECORD

YEAR	CLUB	AVG	G	AB	R	H	2B	3B	HR	RBI	SH	SF	HP	BB	SO	SB-CS	E
2007	ARZ vs. CHC	.000	1	2	1	0	0	0	0	0	0	0	0	1	0	0-0	0
Totals		.000	1	2	1	0	0	0	0	0	0	0	0	1	0	0-0	0

## LEAGUE CHAMPIONSHIP SERIES RECORD

YEAR	CLUB	AVG	G	AB	R	H	2B	3B	HR	RBI	SH	SF	HP	BB	SO	SB-CS	E
2007	ARZ vs. COL	.400	3	5	0	2	0	0	0	0	0	0	0	0	0	0-0	0
Totals		.400	3	5	0	2	0	0	0	0	0	0	0	0	0	0-0	0

## MONTERO'S SINGLE-GAME BESTS

### HITS

4.....7/18/09 @ STL  
4.....6/7/09 @ SD  
3.....16x (last: 9/26/10 vs. LAD)

### HOME RUNS

2.....4x (last: 8/14/10 @ WSH)

### RBI

5.....8/16/08 @ HOU  
4.....7/30/10 @ NYM  
3.....7x (last: 8/28/10 @ SF)

### RUNS

3.....8/16/08 @ HOU  
2.....22x (last: 9/4/10 vs. HOU)

### HITTING STREAKS

10.....Aug. 26-Sept. 5, 2009  
9.....July 17-26, 2009  
9.....Aug. 9-20, 2009  
9.....June 13-23, 2010  
8.....July 2-11, 2009

## FIELDING

YEAR	POS	G	PO	A	E	FPC
2006	C	5	36	4	0	1.000
2007	C	73	340	30	6	.984
2008	C	53	352	23	4	.989
2009	C	111	733	60	9	.989
2010	C	79	484	36	2	.996
Totals		321	1945	153	21	.990

## CATCHING

YEAR	G	GS	INN	CS	SB	PB	ERA
2006	5	4	40.0	1	3	1	4.73
2007	73	57	510.2	9	35	5	4.81
2008	53	45	404.2	6	27	0	4.56
2009	111	101	924.2	18	67	4	4.10
2010	79	75	658.1	16	47	6	4.29
Totals	321	282	2538.1	50	179	16	4.38

## GRAND SLAMS (1)

GAME	PITCHER
8/16/08 @ HOU.....	Brandon Backe

## PINCH-HIT HOME RUNS (3)

GAME	PITCHER
4/25/07 vs. SD.....	Scott Linebrink
6/5/07 vs. SF.....	Matt Cain
6/8/07 vs. BOS.....	Josh Beckett



# MELVIN MORA

Infielder

4

**HEIGHT, WEIGHT:** 5-11, 200  
**BATS/THROWS:** Right/Right  
**OPENING DAY AGE:** 39  
**ML SERVICE:** 11 years, 88 days  
**SIGNED THROUGH:** 2011

**BORN:** Feb. 7, 1972  
 Agua Negra,  
 Venezuela  
**RESIDENCE:** Fallston, Md.

ALL-STAR (2): 2003 (AL), 2005 (AL) • SILVER SLUGGER: 2004 (AL)

## CAREER HIGHLIGHTS

Mora enters his first season with the D-backs after spending parts of 12 Major League seasons with the New York Mets, Baltimore Orioles and Colorado Rockies...is a two-time American League All-Star (2003 and 2005) and an American League Silver Slugger Award winner in 2004...enters 2011 ranked fifth with 530 RBI and 1,007 hits, tied for sixth with 520 runs and a .287 batting average and eighth with 122 home runs among all Major League third basemen over the past seven seasons (2004-10)...played in at least 125 games in 6 straight seasons from 2004-09...had 6 straight seasons of hitting at least 20 doubles from 2004-09, including a career-high 41 doubles in 2004...has played every position except catcher and pitcher in his career.

## 2010

- ◆ In his first season with the Rockies, played multiple positions as the club's regular utility player and right-handed bat off the bench.
- ◆ Started 53 games at third base, 10 at first base, 10 at second base and 4 in left field...saw the majority of his playing time at third base (63 games).
- ◆ Hit .285 (90-for-316) with 12 doubles, 5 triples, 7 home runs and 45 RBI in 113 games...posted his highest on-base percentage (.358) since he had a .419 on-base percentage in 2004.
- ◆ Tied his career-high with 5 triples (also in 2000).
- ◆ Batted .307 (54-for-176) with 6 home runs and 31 RBI in 60 games after the All-Star break...his 31 post-All-Star break RBI were third-most on the club behind Troy Tulowitzki (61) and Carlos Gonzalez (57)...his .307 batting average was also the third-best among Rockies players.
- ◆ Saw the majority of his playing time at third base during Ian Stewart's time on the disabled list from Aug. 27-Sept. 17...during that span, hit .324 (22-for-68) with a double, 2 triples, a home run and 8 RBI in 19 games...from Aug. 27 through the end of the season, hit .321 (34-for-106) with 2 doubles, 3 triples, 4 home runs and 20 RBI in 31 games.
- ◆ Hit .319 (43-for-135) with 5 home runs and 43 RBI with runners on base...hit .307 (23-for-75) with 37 RBI with runners in scoring position.
- ◆ Connected for 2 of the Rockies' 4 grand slams...his first came on Aug. 11 @ Mets, followed by his grand slam on Sept. 18 @ Dodgers.

## 2009

- ◆ Played in 125 games or more for the eighth time as a member of the Orioles.
- ◆ Hit .314 (69-for-220) at home.
- ◆ Connected for his third career grand slam on April 11 vs. Rays.
- ◆ Placed on the disabled list from April 13-28 with a strained left hamstring.
- ◆ Hit safely in 7 straight games from May 9-16 and June 10-18.
- ◆ Went a career-high 50 games (189 at-bats) without a home run, snapping the skid with his second career walk-off home run on July 11 vs. Blue Jays.
- ◆ Passed Doug DeCinces (792 games) to move into second place in games played at third base (807) in Orioles club history on Sept. 15.

## 2008

- ◆ Hit .285 with 23 home runs and 104 RBI in his ninth season with the Orioles...marked the second 20 home run/100 RBI season of his career (27 home runs/104 RBI in 2004).
- ◆ Finished among AL leaders in RBI, average with runners in scoring position (.360), go-ahead RBI (23), game-winning RBI (10), slugging percentage (.483) and home runs.
- ◆ Hit .376 with 12 home runs and 56 RBI in 48 games after the All-Star break.
- ◆ Named AL Player of the Month for August after batting .418 with 8 home runs and 32 RBI...marked his second career monthly award (May 2004).
- ◆ Named AL Player of the Week for the week ending Aug. 17, after he hit .563 with 3 home runs and 13 RBI.
- ◆ Connected for his first career pinch-hit home run in the ninth inning on July 6 vs. Rangers.
- ◆ Became the first Oriole to hit a home run in 3 straight games since Ramon Hernandez (Sept. 10-12, 2006) when he did it July 17-19 vs. Tigers.
- ◆ Had a season-long 8-game hitting streak from Aug. 1-10 over which he batted .441 (15-for-34) with 4 doubles, 2 home runs and 13 RBI.
- ◆ Had 4 runs, 2 home runs and set career-highs with 5 hits, 6 RBI and 13 total bases on Aug. 17 @ Tigers.



## 2007

- ♦ Appeared in 126 games, including 120 starts at third base, in his eighth season with the Orioles...marked the longest tenure on the team which began on July 28, 2000 when he was acquired in a trade with the Mets.
- ♦ Second on the team and 12th in the AL with 6 bunt singles.
- ♦ Hit .319 (15-for-47) with runners in scoring positions and 2 outs.
- ♦ Went 2-for-5 with a 3-run double and 2-run home run on April 7 @ Yankees...the home run was the 1000th hit of his career.
- ♦ Had a season-high 4 hits with 2 doubles and an RBI on May 11 @ Red Sox.
- ♦ Strung together a season-long 9-game hitting streak from June 12-21 over which he hit .306 (11-for-36).
- ♦ Placed on the disabled list on July 14 (retroactive to July 13) with a left mid-foot sprain...reinstated on Aug. 5 and connected for a home run @ Rays in his first game back that night.
- ♦ Prior to being placed on the shelf, hit .375 (18-for-48) in his previous 13 games and had hit safely in 24 of the last 27 games.
- ♦ Hit .290 (49-for-169) in 47 games after returning from the disabled list, including a .326 average (28-for-86) in 24 games in September.
- ♦ Had the game-winning, 2-out bunt single with the bases loaded in the 10th inning to beat the Yankees on Sept. 28.

## 2006

- ♦ Played in a career-high 155 games.
- ♦ Finished third on the team with 83 RBI, the third straight season he topped the 80-RBI plateau.
- ♦ Ranked seventh in the AL with 705 plate appearances and eighth with 624 at-bats...hit by 14 pitches, the third most in the AL and the sixth straight season in which he was hit at least 10 times.
- ♦ Stole 11 bases in 12 attempts (91.7 percent), the best percentage of his career.
- ♦ Homered in each of the first 2 games of the season and had 5 home runs in April, tied for the second-most on the team.
- ♦ Played the final 3 innings at second base on April 29 vs. Mariners after Brian Roberts left the game due to injury...had not played second base since appearing in 6 games during the 2003 season.
- ♦ Hit safely in 21 of 26 games in May, batting .333 with 16 RBI.
- ♦ Hit the game-winning, 3-run home run with 2 outs in the ninth inning on April 13 @ Rays...also had a game-winning single in the 11th inning on May 31 vs. Rays and drove in the go-ahead run with an eighth inning single @ Rays on July 23.
- ♦ Had a season-long 9-game hitting streak from June 18-29, part of a stretch during which he hit safely in 18 of 20 games from June 13-July 5.

## 2005

- ♦ Led the Orioles and matched his career-high with 27 home runs.
- ♦ Was second among AL third basemen with an .823 OPS...his 12 bunt hits were second in the AL behind the White Sox's Scott Podsednik (16).
- ♦ Finished eighth among AL third basemen with a .957 fielding percentage...did not commit an error in his first 28 games of the season and went 40 straight games without an error from May 11-July 4.
- ♦ Hit safely in 9 straight games from May 21-30 and June 1-10.
- ♦ Missed 10 games with a strained right hamstring suffered on June 21 @ Blue Jays...had played in 144 consecutive games before the injury, a streak that started when he was activated from the disabled list on July 18, 2004.
- ♦ Made his second career All-Star Game appearance, going 0-for-1 and playing the final 5 innings at third base.
- ♦ Drove in 34 runs over his final 42 games of the season, including 10 multi-RBI games.
- ♦ Homered on Aug. 27 vs. A's, his first home run since July 15, a span of 35 games and 148 at-bats.
- ♦ Connected for his 100th career home run and matched his career-high with 5 RBI on Sept. 27 vs. Yankees.

## 2004

- ♦ Batted a career-high .340 (187-for-550), which ranked second in the AL, surpassing Ken Singleton's previous club record (.328 average) in 1977...Mora and teammate Miguel Tejada were 2 of only 7 Major League players to hit over .300, have 40 or more doubles and have at least 100 runs and RBI...only 1 other player in Orioles history has accomplished the feat: Cal Ripken in his MVP season of 1983 (.318, 47 doubles, 121 runs and 102 RBI).
- ♦ Earned the AL Silver Slugger Award as the top offensive player at third base, as voted on by managers and coaches.
- ♦ Also placed among AL leaders in slugging percentage (fifth, .562), runs (16th, 111), doubles (16th, 40), hits (8th, 187), extra-base hits (18th, 68) and total bases (9th, 309)...was fifth in the AL with a .981 OPS, the fifth-highest total in Orioles history.
- ♦ Hit safely in 110 of 140 games and reached base in 125 games...reached base safely in 38 straight games April 22-June 4, the second-longest streak in team history behind Ripken's 46-game streak in 1998.
- ♦ Led the team after being hit by 11 pitches, the fourth straight season he led the team in that category.
- ♦ In his first full season at third base, finished eighth among AL third basemen with a .948 fielding percentage and was second with 2.98 total chances-per-9.0 innings...committed just 6 errors over his final 85 games and led all AL third basemen with a .976 fielding percentage in that time.
- ♦ Named AL Player of the Month for May after finishing first with a .701 slugging percentage, second with a .480 on-base percentage, tied for second with 8 home runs and third with a .402 batting average and 16 extra-base hits...had 43 hits in the month, the second-highest total in May in club history.
- ♦ Homered in a career-high 3 straight games from May 13-15...also homered in consecutive games from Sept. 10-11.
- ♦ Had a season-long 14-game hitting streak from May 18-June 1 over which he hit .419 (26-for-62)...also had 12-game and 10-game hitting streaks during the second half of the season.

- ♦ Hit his first career grand slam on June 4 vs. Rays.
- ♦ Led the AL with 57 runs in 62 games through June 20 before injuries sidelined him for most of the following month.
- ♦ Left the game on June 17 @ Dodgers in the first inning with a sprained left foot and missed 11 of the next 15 games.
- ♦ Placed on the disabled list on July 5 with a strained right hamstring suffered on July 2 @ Phillies....reinstated on July 18 and played in every game for the remainder of the season.
- ♦ Led all big league players with 31 RBI in August, tied for the third-highest RBI total in a month in club history.
- ♦ Established a new career-high with 20 home runs when he homered twice on Aug. 9 vs. Rangers...also had a pair of home runs in the first game of a doubleheader on July 22 @ Red Sox in 1 of his 6 4-RBI games of the season.

## 2003

- ♦ Had a breakout season as the Orioles' lone All-Star representative before missing most of the second half of the season with injuries.
- ♦ Led the AL in batting average from June 9 until the final day before the All-Star break, when he fell behind the Mariners' Ichiro Suzuki...did not have enough plate appearances to qualify for the batting title at season's end...his .317 average was the highest by an Oriole with more than 400 plate appearances since Eric Davis batted .327 in 1998.
- ♦ Led the Orioles and tied for ninth among AL outfielders with 9 outfield assists...also led the team after being hit by 12 pitches.
- ♦ Grounded into a double play in only 3.8 percent of such situations (3-of-79), the fifth-best percentage in the AL.
- ♦ Hit a game-winning, ninth-inning home run on April 16 @ Indians.
- ♦ Led off the game on April 24 vs. White Sox with a home run, the only time in 2003 and the fifth time in his career.
- ♦ Strung together a career-long 23-game hitting streak from May 17-June 12 while batting .467 (43-for-92)...marked the third-longest streak in club history behind Eric Davis (30 games) and Rafael Palmeiro (24 games)...also had 13 multi-hit games during the streak, including 7 straight from May 18-25...the streak was the second-longest in the AL (behind Nomar Garciaparra's 26-game hitting streak).
- ♦ Reached base via hit, walk or hit by pitch in 32 consecutive games from May 17-June 27.
- ♦ Went 5-for-5 with 2 doubles, 2 RBI and a walk on May 25 @ Rangers, capping a week in which he shared AL Player of the Week honors for May 19-25 with the Angels' Troy Glaus...hit .536 (15-for-28) with 4 doubles, a home run and 8 RBI for the week.
- ♦ Collected 39 hits during the month of May, the third-highest total in team history behind Brooks Robinson (49 hits in 1961) and Roberto Alomar (40 hits in 1996).
- ♦ Was selected by the players as a reserve on the AL All-Star team...pinch-ran and scored in the eighth inning and remained in left field for the ninth inning in the game.
- ♦ Placed on the disabled list on Aug. 5 (retroactive to Aug. 1) with a right wrist contusion...played in 6 games on a rehab assignment at Double-A Bowie...reinstated on Sept. 2.
- ♦ Suffered a partial tear of his left medial collateral ligament on Sept. 13 @ Blue Jays after running into the right field wall and missed the remainder of the season.

## 2002

- ♦ Played a total of 149 games at 5 different positions with the Orioles.
- ♦ Led the team with 114 starts from the leadoff spot after taking over for the injured Jerry Hairston on April 12.
- ♦ Was second in the AL after being hit by 20 pitches...led the Orioles and tied for the 10th in the AL with 9 outfield assists.
- ♦ Reached base in 118 of 145 games with an at-bat on the season.
- ♦ Hit .311 (33-for-106) over his final 26 games of the first half of the season.
- ♦ Recorded his first career 2-home run game on June 7 vs. Angels.
- ♦ Connected for his first leadoff home run on June 20 @ D-backs...led off back-to-back games with a home run on June 28 and 29 vs. Phillies...hit his fourth leadoff home run of the season on Aug. 5 @ Blue Jays.
- ♦ Tied a Major League record by being hit by a pitch 3 times in the same game on July 18 @ Blue Jays...it was the 22nd time to occur in MLB history and just the seventh time in the AL.
- ♦ Served a 3-game suspension (reduced from 4 games) from Sept. 13-15 in Boston for his role in a bench-clearing brawl @ Red Sox on July 28.

## 2001

- ♦ Played 88 games in center field, 43 games at shortstop and 1 game at second base with the Orioles...played in 124 of the first 137 games before injuring his left elbow on Sept. 3 @ A's.
- ♦ Led the Orioles with 17 bunt hits...was second on the team with 29 multi-hit games.
- ♦ Tied for sixth in the AL after being hit by 14 pitches.
- ♦ On May 9 @ Rays, collected 2 hits in the same inning, starting and ending the seventh inning with a bunt single and a 2-run double.
- ♦ Strung together a season-long 8-game hitting streak from June 18-25.

## 2000

- ♦ Combined to hit .275 (114-for-414) with 8 home runs and 47 RBI in 132 games between the Mets and Orioles.
- ♦ Opened the season with the Mets.
- ♦ Connected for his first big league home run in the bottom of the 10th inning on April 20 off the Brewers' Curtis Leskanen to give the Mets a 5-4 win.
- ♦ Collected 4 hits on two occasions: June 25 vs. Pirates and Aug. 8 @ Tigers.

- ◆ Placed on the disabled list on May 13 after lacerating the tip of his right index finger...reinstated on May 29 and became the Mets' regular shortstop when Rey Ordóñez was sidelined for the year with a broken left forearm.
- ◆ Hit .277 in his last 27 games with an at-bat for the Mets...had 11 multi-hit games while in the NL.
- ◆ Traded to the Orioles on July 28 along with 3 minor league players for INF Mike Bordick.
- ◆ Hit safely in 15 of his first 19 games after the trade, over which he hit .413 (31-for-75).
- ◆ Collected hits in 8 consecutive at-bats from Aug. 1-4 and reached base in 14-of-15 plate appearances from July 31-Aug. 4.
- ◆ Missed 7 games after straining his left hamstring on Sept. 1...hit .229 (16-for-70) in his final 19 games of the season.

## 1999

- ◆ Saw his first Major League action with the Mets over 3 separate stints.
- ◆ Was the winner of the John J. Murphy Award given annually to the Mets' top rookie in Spring Training after batting .421 (24-for-57) with 8 doubles, 2 home runs and 16 RBI in 26 games.
- ◆ Opened the season with Triple-A Norfolk.
- ◆ Had his contract purchased by the Mets on May 30 and made his Major League debut with the start that night vs. D-backs.
- ◆ Appeared in 11 games with the Mets before being optioned back to Norfolk on June 11...was recalled for the second time on June 22.
- ◆ Recorded his first big league hit on July 6 vs. Expos with a pinch-hit single off Miguel Batista.
- ◆ Optioned back to Norfolk on Aug. 2 and was recalled for the final time on Sept. 1.
- ◆ Played for Magallanes of the Venezuelan Winter League and hit .333 (49-for-147) with 28 runs scored, 11 doubles, 2 triples, 4 home runs, 20 RBI and 5 stolen bases in 43 games.

## 1998

- ◆ Opened the season with the Mercury Tigers of the Chinese Professional Baseball League in Taiwan...hit .335 (55-for-164) with 34 runs scored, 11 doubles, 2 triples, 3 home runs, 11 RBI and 37 stolen bases.
- ◆ Signed by the Mets on July 25 and joined Single-A St. Lucie of the Florida State League.
- ◆ Promoted to Triple-A Norfolk on Aug. 21.

## 1997

- ◆ Finished third on the team with 47 walks and fifth with 119 games and 55 runs scored.
- ◆ Hit .257 (95-for-370) with 15 doubles, 3 triples, 2 home runs and 38 RBI with Triple-A New Orleans.

## 1996

- ◆ Combined to hit .284 (137-for-483) with 17 doubles, 3 triples, 8 home runs and 40 RBI in 132 games between Triple-A Tucson and Double-A Jackson.
- ◆ Finished fourth in the Astros' organization with 71 runs scored.

## 1995

- ◆ Led Double-A Jackson with 32 doubles and 22 stolen bases...finished third on the team with a .298 batting average (139-for-467).
- ◆ Finished third in the Astros' organization in doubles and tied for fourth in stolen bases.

## 1994

- ◆ Led Single-A Osceola in a number of offensive categories, including batting average (.282), home runs (8), hits (120) and stolen bases (24).
- ◆ Finished fourth in the Astros' organization in steals.

## 1993

- ◆ Finished second on the team with a .285 batting average (104-for-365).
- ◆ Was 1 of 3 players on the team to steal 20 or more bases.
- ◆ Made one appearance as a pitcher and tossed 0.2 scoreless innings.

## 1992

- ◆ Led his Rookie-League Gulf Coast team with 16 stolen bases.

## 1991

- ◆ Made his professional debut with the DSL Astros.
- ◆ Hit .300 (75-for-250) with 43 runs scored, 20 doubles, a triple and 26 RBI in 49 games...also grabbed 27 stolen bases.

## PERSONAL

- ◆ Melvin Mora.
- ◆ He and his wife, Gisel, have a daughter, Tatiana, and quintuplets Christian, Matthew David, Genesis, Rebekah and Jada Priscilla.
- ◆ Graduated from Libertador High School in Valencia, Venezuela.
- ◆ Was an amateur boxer...played organized soccer for the Venezuelan National Soccer League from 1981-90 and traveled to play in Nicaragua and Argentina...also played professional soccer.

- ◆ Grew up in Venezuela and played baseball with former big league outfielder Richard Hidalgo.
- ◆ Began the Melvin Mora Foundation in 2005 to fund educational, medical and other needs in his native Venezuela... sponsored a home run derby in Valencia, Venezuela in December 2005 with Hidalgo, Miguel Tejada, Magglio Ordonez, Carlos Guillen, Edgardo Alfonzo, Bobby Abreu and Johan Santana among the participants.
- ◆ Mora and his wife have served as sponsor's of Baltimore's Mt. Washington Pediatric Hospital's annual golf tournament, with the outing being named in their honor in previous years...Gisel serves as honorary chair of the event, held at Bulle Rock golf course in Havre de Grace, Md.

## CAREER TRANSACTIONS

March 30, 1991	Signed by the Houston Astros as a non-drafted free agent.
Aug. 30-Sept. 11, 1996	Disabled list (broken finger).
July 25, 1998	Signed by the New York Mets as a minor league free agent.
May 13-30, 2000	Disabled list (lacerated right index finger).
July 28, 2000	Traded to the Baltimore Orioles with INF Mike Kinkade, RHP Leslie Brea and RHP Pat Goman for SS Mike Bordick.
Aug. 1-Sept. 2, 2003	Disabled list (right hand contusion).
July 3-18, 2004	Disabled list (right hamstring strain).
July 13-Aug. 5, 2007	Disabled list (left foot contusion).
April 13-28, 2009	Disabled list (left hamstring strain).
Feb. 5, 2010	Signed by the Colorado Rockies as a free agent.
Dec. 8, 2010	Signed by the Arizona Diamondbacks as a free agent.

## MORA'S CAREER RECORD

YEAR	CLUB	AVG	G	AB	R	H	2B	3B	HR	RBI	SH	SF	HP	BB	SO	SB-CS	E
1991	DSL Astros	.300	70	250	43	75	20	1	0	26	0	0	16	22	28	27-11	9
1992	DSL Astros	.222	49	144	28	32	2	0	0	8	0	1	5	18	16	16-3	3
1993	Asheville	.285	108	365	66	104	22	2	2	31	5	8	9	36	46	20-13	10
1994	Osceola	.282	118	425	57	120	29	4	8	46	3	3	10	37	60	24-16	0
1995	Jackson	.298	123	467	63	139	32	0	3	45	7	7	9	32	57	22-11	0
	Tucson	.600	2	5	3	3	0	1	0	1	0	0	0	2	0	1-0	0
1996	Tucson	.281	62	228	35	64	11	2	3	26	3	4	1	17	27	3-5	0
	Jackson	.286	70	255	36	73	6	1	5	23	1	2	6	14	23	4-7	2
1997	New Orleans	.257	119	370	55	95	15	3	2	38	9	2	11	47	52	7-7	0
1998	St. Lucie	.273	17	55	5	15	0	0	0	8	0	1	0	5	9	1-1	0
	Norfolk	.179	11	28	5	5	1	0	0	2	2	0	0	5	7	0-0	1
1999	Norfolk	.303	82	304	55	92	17	2	8	36	4	4	7	41	54	18-8	0
	NEW YORK-NL	.161	66	31	6	5	0	0	0	1	3	0	1	4	7	2-1	0
2000	NEW YORK-NL	.260	79	215	35	56	13	2	6	30	2	5	2	18	48	7-3	8
	+Norfolk	.333	8	27	7	9	2	0	0	7	1	0	0	7	3	2-0	0
	BALTIMORE	.291	53	199	25	58	9	3	2	17	2	0	4	17	32	5-8	12
2001	BALTIMORE	.250	128	436	49	109	28	0	7	48	5	7	14	41	91	11-4	11
2002	BALTIMORE	.233	149	557	86	130	30	4	19	64	1	4	20	70	108	16-10	12
2003	BALTIMORE	.317	96	344	68	109	17	1	15	48	6	2	12	49	71	6-3	2
	+Bowie	.286	6	21	3	6	0	0	2	5	0	0	0	2	4	0-0	0
2004	BALTIMORE	.340	140	550	111	187	41	0	27	104	6	3	11	66	95	11-6	21
2005	BALTIMORE	.283	149	593	86	168	30	1	27	88	8	3	10	50	112	7-4	18
2006	BALTIMORE	.274	155	624	96	171	25	0	16	83	6	7	14	54	99	11-1	17
2007	BALTIMORE	.274	126	467	67	128	23	1	14	58	5	5	3	47	83	9-3	10
	+GCL Orioles	.286	2	7	1	2	1	0	0	1	0	0	0	0	1	0-0	0
2008	BALTIMORE	.285	135	513	77	146	29	2	23	104	3	6	11	37	70	3-7	14
2009	BALTIMORE	.260	125	450	44	117	20	0	8	48	1	3	8	34	60	3-3	11
2010	COLORADO	.285	113	316	39	90	12	5	7	45	2	0	5	31	53	2-1	9
Minor League Totals		.283	847	2951	462	834	159	16	33	303	35	32	74	285	387	145-82	93
American League Totals		.280	1256	4733	709	1323	252	12	158	662	43	40	107	465	821	82-49	128
National League Totals		.269	258	562	80	151	25	7	13	76	7	5	8	53	108	11-5	17
Major League Totals		.278	1514	5295	789	1474	277	19	171	738	50	45	115	518	929	93-54	145

+ Minor League injury rehab

## DIVISION SERIES RECORD

YEAR	CLUB	AVG	G	AB	R	H	2B	3B	HR	RBI	SH	SF	HP	BB	SO	SB-CS	E
1999	NYM vs. ARI	.000	3	1	1	0	0	0	0	0	1	0	0	1	0	0-0	0
Totals		.000	3	1	1	0	0	0	0	0	1	0	0	1	0	0-0	0

## LEAGUE CHAMPIONSHIP SERIES RECORD

YEAR	CLUB	AVG	G	AB	R	H	2B	3B	HR	RBI	SH	SF	HP	BB	SO	SB-CS	E
1999	NYM vs. ATL	.429	6	14	3	6	0	0	1	2	0	0	0	2	2	2-0	0
Totals		.429	6	14	3	6	0	0	1	2	0	0	0	2	2	2-0	0

## MORA'S SINGLE-GAME BESTS

### HITS

5.....5/25/03 @ TEX  
5.....8/17/08 @ DET  
4.....10x (last: 9/18/10 @ LAD)

### HOME RUNS

2.....7x (last: 8/17/08 @ DET)

### RBI

6.....8/17/08 @ DET  
5.....7x (last: 9/18/10 @ LAD)  
4.....16x (last: 8/11/10 @ NYM)

### RUNS

4.....3x (last: 8/17/08 @ DET)

### HITTING STREAKS

25.....May 17-June 18, 2003  
14.....May 18-June 1, 2004  
12.....July 29-Aug. 10, 2004  
10.....Aug. 22-Sept. 1, 2004

## FIELDING

YEAR	POS	G	PO	A	E	FPC
1999	2B	4	1	1	0	1.000
	3B	3	2	5	0	1.000
	SS	1	0	1	0	1.000
	LF	28	10	0	0	1.000
	CF	11	7	0	0	1.000
2000	RF	8	1	0	0	1.000
	2B	5	5	12	0	1.000
	3B	4	1	0	0	1.000
	SS	96	134	265	19	.955
	LF	12	5	0	0	1.000
2001	CF	16	22	0	1	.957
	RF	3	2	0	0	1.000
	2B	1	0	1	1	.500
	SS	43	69	125	7	.965
	CF	88	218	4	3	.987
2002	2B	12	22	41	2	.969
	SS	41	57	108	7	.959
	LF	74	159	6	2	.988
	CF	31	86	3	1	.989
	RF	5	6	0	0	1.000
2003	1B	1	2	0	0	1.000
	2B	6	14	16	0	1.000
	SS	11	19	30	1	.980
	LF	56	118	8	0	1.000
	CF	12	23	1	0	1.000
2004	RF	13	21	0	1	.955
	3B	137	122	258	21	.948
	SS	1	0	0	0	-
	2B	148	96	302	18	.957
	2B	1	0	2	0	1.000
2005	3B	154	101	296	17	.959
	3B	120	79	260	10	.971
	3B	124	85	252	14	.960
	SS	1	0	0	0	-
	3B	124	113	254	11	.971
2009	1B	25	109	8	2	.983
	2B	19	26	38	2	.970
	3B	63	26	84	5	.957
	LF	4	4	1	0	1.000
	Totals	1B	26	111	8	2
2010	2B	48	68	111	5	.973
	3B	877	625	1711	96	.961
	SS	194	279	528	34	.960
	OF	348	682	23	8	.989

## GRAND SLAMS (5)

GAME	PITCHER
6/4/04 vs. TB	Victor Zambrano
6/4/05 @ DET	Doug Creek
4/11/09 vs. TB	Jeff Niemann
8/11/10 @ NYM	Manny Acosta
9/18/10 @ LAD	Jeff Weaver

## WALK-OFF HOME RUNS (2)

GAME	PITCHER
4/20/00 vs. MIL	Curtis Leskanic
7/11/09 vs. TOR	Jesse Carlson

## LEAD-OFF HOME RUNS (5)

GAME	PITCHER
6/20/02 @ ARI	Randy Johnson
6/28/02 vs. PHI	Randy Wolf
6/29/09 vs. PHI	Vicente Padilla
8/5/02 @ TOR	Steve Parris
4/24/03 vs. CWS	Josh Stewart

## PINCH-HIT HOME RUNS (1)

GAME	PITCHER
7/6/08 vs. TEX	C.J. Wilson





# KEVIN MULVEY

Right-handed Pitcher

57

**HEIGHT, WEIGHT:** 6-1, 203  
**BATS/THROWS:** Right/Right  
**OPENING DAY AGE:** 25  
**ML SERVICE:** 45 days  
**SIGNED THROUGH:** 2011

**BORN:** May 26, 1985  
 Parlin, N.J.  
**RESIDENCE:** Port St. Lucie, Fla.

## CAREER HIGHLIGHTS

Mulvey enters his sixth year of professional baseball after seeing action at the big league level for the second consecutive season in 2010...ranked by *Baseball America* as the Twins' eighth-best prospect entering 2009 and the International League's 12th-best prospect in 2008...also named the New York Mets' fourth-best prospect entering 2008 and sixth-best prospect entering 2007...in 2007, earned the Mets' Minor League Pitcher of the Year honors after being named to the Eastern League All-Star Team and pitching for Team USA in the Futures Game.

## 2010

- ♦ Saw action in 2 big league games, allowing 2 runs over 3.0 innings of relief from April 30-May 2 for a 6.00 ERA.
- ♦ Spent most of the season with Triple-A Reno, going 7-8 with a 4.65 ERA (81 ER in 156.2 IP) and .269 opponents average with 60 walks and 109 strikeouts over 27 starts.
- ♦ Went 5-4 with a 3.55 ERA (38 ER in 96.1 IP) and .251 opponents average with 30 walks and 58 strikeouts in 16 starts at home.
- ♦ Held lefties to a .255 average (70-for-274) with 38 walks and 48 strikeouts.
- ♦ Did not factor in his first 3 starts with the Aces.
- ♦ Recalled from Reno on April 29 for his second career stint in the Majors.
- ♦ Allowed 2 runs over 1.0 inning on April 30 @ Cubs...matched his career-high with 2.0 scoreless innings of relief on May 2 @ Cubs.
- ♦ Optioned to Reno on May 3.
- ♦ Won a season-high 3 straight decisions (4 starts) from June 7-23.
- ♦ Tossed a season-high 7.1 innings on July 21 @ Portland...struck out a season-high 9 batters on Aug. 18 @ Oklahoma City.
- ♦ Went 2-1 with a 3.30 ERA (11 ER in 30.0 IP) and .304 opponents average with 11 walks and 21 strikeouts over 5 starts in August.
- ♦ Had back-to-back scoreless outings on Aug. 18 and 23, fanning 13 over 11.0 innings.

## 2009

- ♦ In his first career big league action over two stops with the Twins and D-backs, went 0-3 with an 8.14 ERA (22 ER in 24.1 IP) in 8 games (4 starts)
- ♦ Was 0-3 with a 7.04 ERA (18 ER in 23.0 IP) in 6 games (4 starts) for the D-backs...in his 4 starts, went 0-3 with a 7.65 ERA (17 ER in 20.0 IP) and .286 opponents average (22-for-77) with 9 walks and 15 strikeouts...held NL West opponents to a .185 average (12-for-65) with 12 walks and 16 strikeouts in 5 games (3 starts).
- ♦ Opened the season at Minnesota's Triple-A Rochester affiliate and went 5-8 with a 3.93 ERA (65 ER in 149.0 IP) in 24 starts...tossed 12 quality starts, posting a 3-3 record and 1.77 ERA (17 ER in 86.2 IP) and .223 opponents average (71-for-318) with 23 walks and 58 strikeouts in those contests.
- ♦ For the Red Wings, held righties to a .244 average (87-for-357) with 23 walks and 70 strikeouts...with runners in scoring position, held opponents to a .253 average (37-for-146) with 16 walks and 28 strikeouts.
- ♦ Recalled from Rochester by the Twins on July 17 and made his Major League debut on July 20 @ A's, retiring the lone batter he faced to end the eighth inning...two days later, allowed 4 runs on 6 hits in 1.0 inning of relief @ A's.
- ♦ Optioned to Rochester on July 22 and had 5 quality outings in his final 7 starts for the Red Wings, going 1-2 with a 1.54 ERA (6 ER in 35.0 IP) and holding the opposition to a .195 average (25-for-128) with 12 walks and 22 strikeouts in those 5 games.
- ♦ Claimed off waivers by the D-backs on Sept. 1 and made his D-backs debut on Sept. 3 @ Dodgers, tossing a scoreless inning of relief with 1 strikeout
- ♦ Tossed a career-high 2.0 innings in relief on Sept. 6 @ Rockies, allowing 1 run on 1 hit and 3 walks with 2 strikeouts.
- ♦ Made his first career Major League start on Sept. 12 vs. Brewers, allowing 6 runs on 11 hits with 2 strikeouts over 4.0 frames in taking a 9-2 loss.
- ♦ Recorded a career-high 5 strikeouts (as a starter) on Sept. 18 vs. Rockies.
- ♦ Tossed his first quality start in a 5-2 loss vs. Giants on Sept. 23, permitting 3 runs on 2 hits and 4 walks with 4 strikeouts over 6.0 innings.
- ♦ Pitched a career-best 6.0 innings (as a starter) on Sept. 23 vs. Giants and Sept. 30 @ Giants.

## 2008

- ♦ Acquired from the New York Mets on Feb. 2 in the five-player trade that sent LHP Johan Santana to the Mets.
- ♦ In his first full Triple-A season with Rochester, his 27 starts were tops among Twins' farmhands while his 148.0 innings pitched ranked third...led the Red Wings with 27 starts, 148.0 innings pitched and 121 strikeouts.
- ♦ Ranked as the 12th-best prospect in the International League by *Baseball America*.

- ◆ Went 2-1 with a 1.16 ERA (3 ER in 23.1 IP) in his first 4 starts.
- ◆ Tossed 5 straight quality starts from July 29-August 19.
- ◆ In 9 starts after the All-Star break, went 4-1 with a 3.64 ERA (22 ER in 54.1 IP).

## 2007

- ◆ Named the New York Mets' Minor League Pitcher of the Year and ranked by *Baseball America* as the Mets' fourth-best prospect heading into the 2008 season...began the season with Double-A Binghamton and earned a late-season promotion to Triple-A New Orleans.
- ◆ Selected to the Eastern League All-Star Game.
- ◆ Pitched for Team USA in the Futures Game, allowing 1 run on 2 hits with 1 strikeout in 1.0 inning pitched.
- ◆ Over 7 starts from April 14-May 5, posted a 1.41 ERA (6 ER in 38.1 IP) with 4 walks and 31 strikeouts for Binghamton.
- ◆ Promoted on July 31 and in his lone start for the Zephyrs on Sept. 2, tossed 6.0 shutout frames with 2 hits.

## 2006

- ◆ Made his professional debut on Aug. 19 with the Gulf Coast Mets.
- ◆ Made his Double-A debut on Aug. 24 with Binghamton, allowing 2 runs on 2 hits with 3 walks and 6 strikeouts over 3.0 frames vs. Erie.
- ◆ Pitched in the Arizona Fall League for the Mesa Solar Sox, going 0-2 with a 6.00 ERA (10 ER in 15.0 IP) in 5 starts.
- ◆ Ranked by *Baseball America* as the Mets' sixth-best prospect entering the 2007 season.

## PERSONAL

- ◆ Kevin John Mulvey.
- ◆ Attended Villanova University...his 222 strikeouts from 2004-06 are the most over a 3-year span by a Villanova pitcher...in 2006, earned second-team All-Big East honors and was the Philadelphia Diamond Five Pitcher of the Year after tossing a career-best 92.1 innings and compiling a 3.61 ERA with 5 complete games...in 2005, named a third-team All-Big East selection and led the Wildcats with 73 strikeouts and 71.2 innings pitched...tossed a no-hitter on only 77 pitches against Connecticut on March 26, 2005...in 2004, went 7-4 with a 5.29 ERA in 15 starts, including a 4-0 record in his final 4 starts.
- ◆ Was a 2003 graduate of Bishop George Ahr High School in Edison, N.J....in 2003, named a high school All-America by *Collegiate Baseball*.
- ◆ Pitched for the Harwich Mariners in the Cape Cod Summer League in 2004 and 2005.

## CAREER TRANSACTIONS

Aug. 9, 2006

Signed by the New York Mets as their second-round selection in the First-Year Player Draft.

Feb. 2, 2008

Traded to the Minnesota Twins with OF Carlos Gomez, RHP Philip Humber and RHP Deolis Guerra for LHP Johan Santana.

Sept. 1, 2009

Claimed off waivers by the Arizona Diamondbacks.

## MULVEY'S CAREER RECORD

YEAR	CLUB	W-L	ERA	G	GS	CG	SHO	SV	IP	H	R	ER	HR	HB	BB	SO	WP	BK
2006	GCL Mets	0-0	0.00	1	1	0	0	0	2.0	1	0	0	0	0	0	1	0	0
	Binghamton	0-1	1.35	3	3	1	0	0	13.1	10	4	2	1	0	5	10	1	0
2007	Binghamton	11-10	3.32	26	26	0	0	0	151.2	145	74	56	4	7	43	110	12	1
	New Orleans	1-0	0.00	1	1	0	0	0	6.0	2	0	0	0	0	0	3	0	0
2008	Rochester	7-9	3.77	27	27	1	0	0	148.0	152	80	62	16	6	48	121	7	2
2009	Rochester	5-8	3.93	24	24	2	1	0	149.0	153	84	65	12	7	54	113	8	0
	MINNESOTA	0-0	27.00	2	0	0	0	0	1.1	6	4	4	0	0	0	0	1	0
	ARIZONA	0-3	7.04	6	4	0	0	0	23.0	23	18	18	5	2	12	18	0	0
2010	Reno	7-8	4.65	27	27	0	0	0	156.2	161	85	81	11	10	60	109	10	0
	ARIZONA	0-0	6.00	2	0	0	0	0	3.0	5	2	2	2	1	2	1	0	0
	Minor League Totals	31-36	3.82	109	109	4	1	0	626.2	624	327	266	44	30	210	467	38	3
	Major League Totals	0-3	7.90	10	4	0	0	0	27.1	34	24	24	7	3	14	19	1	0

## MULVEY'S SINGLE-GAME BESTS

### STRIKEOUTS (starter)

5.....9/18/09 vs. COL  
4.....9/30/09 @ SF  
4.....9/23/09 vs. SF

### STRIKEOUTS (reliever)

2.....9/6/09 @ COL

### INNINGS PITCHED (starter)

6.0.....9/30/09 @ SF  
6.0.....9/23/09 vs. SF

### INNINGS PITCHED (reliever)

2.0.....9/6/09 @ COL  
2.0.....5/2/10 @ CHC

## FIELDING

YEAR	POS	G	PO	A	E	FPC
2009	P	8	3	4	0	1.000
2010	P	2	0	1	0	1.000
Totals		10	3	5	0	1.000

## HITTING TOTALS

YEAR	AVG	AB	H	HR	RBI
2009	.143	7	1	0	0
2010	-	0	0	0	0
Totals	.143	7	1	0	0



# XAVIER NADY

Outfielder

22

<b>HEIGHT, WEIGHT:</b>	6-2, 215	<b>BORN:</b>	Nov. 14, 1978
<b>BATS/THROWS:</b>	Right/Right		Carmel, Calif.
<b>OPENING DAY AGE:</b>	32		
<b>ML SERVICE:</b>	7 years, 59 days	<b>RESIDENCE:</b>	San Diego, Calif.
<b>SIGNED THROUGH:</b>	2011		

## CAREER HIGHLIGHTS

Nady joins the D-backs after spending parts of 9 Major League seasons with the San Diego Padres, New York Mets, Pittsburgh Pirates, New York Yankees and Chicago Cubs...earned Player of the Week honors with both the Pirates and Yankees in 2008 to become the first player to win the award in both the National and American Leagues in the same season since 2004...garnered NL Rookie of the Month honors in May 2003...became the 20th player to go directly to the Majors since the draft was instituted in 1965 after joining the Padres in September 2000.

## 2010

- ◆ Appeared in 119 games for the Cubs and hit .256 (81-for-317) with 13 doubles, 6 home runs and 33 RBI.
- ◆ Made 76 starts, including 48 at first base, 22 in right field, 4 in left field and 2 as the club's designated hitter.
- ◆ Played in a season-high 31 straight games from Aug. 15-Sept. 18, batting .324 (35-for-108) with 5 doubles, 2 home runs and 10 RBI during that stretch.
- ◆ Posted a .275 batting average (50-for-182) with 4 home runs and 19 RBI in 63 road games.
- ◆ Got the start in right field for the Cubs' home opener vs. Brewers on April 12...delivered a 3-run home run off Doug Davis to ignite a 5-run third inning.
- ◆ Hit a game-winning, eighth-inning pinch-hit single that plated Alfonso Soriano on May 16 vs. Pirates...snapped a 0-for-9 drought as a pinch-hitter.
- ◆ Matched his career-high with 4 hits on June 1 @ Pirates, falling a triple short of the cycle, in his ninth career 4-hit contest.
- ◆ Hit a monthly-best .320 (24-for-75) with 8 doubles, a home run and 8 RBI in 22 games during August.
- ◆ Had a season-high 7-game hitting streak from Sept. 11-18 over which he hit .393 (11-for-28).

## 2009

- ◆ Appeared in just 7 games with the Yankees before undergoing season-ending Tommy John surgery on July 8, forcing the outfielder to miss 154 regular season games...batted .286 (8-for-28) with 4 runs scored, 4 doubles and 2 RBI for the season.
- ◆ Hit safely in each of his 7 games, marking the longest hitting streak to begin a season in his career.
- ◆ Made his sixth career Opening Day roster with his fourth different team...went 1-for-4 with a double, RBI and walk as the starting right fielder on April 6 @ Orioles.
- ◆ Left the April 14 game @ Rays in the eighth inning with soreness in his right elbow...marked his final appearance of the season.
- ◆ Placed on the disabled list on April 16 (retroactive to April 15) with an ulnar collateral ligament injury of the right elbow.
- ◆ Began a hitting program on May 15 at extended Spring Training and hit .367 (11-for-30) with 7 walks, a double and 3 home runs in 8 games (not including intrasquad or simulated games)...made his first appearance in right field at extended spring training on June 18.
- ◆ Played 2 rehab games with Triple-A Scranton/Wilkes-Barre from June 24-25 vs. Syracuse...removed himself in the fifth inning of the June 25 contest after making a throw from the outfield.
- ◆ Visited Dr. Lewis Yocum in California on June 30...had season-ending Tommy John surgery on July 8...transferred to the 60-day disabled list on July 31.

## 2008

- ◆ Enjoyed a career year after batting .305 (169-for-555) with 76 runs scored, 37 doubles, a triple, 25 home runs and 97 RBI in 148 games with the Pirates and Yankees...established career-highs in runs, hits, doubles, home runs, RBI and walks (39).
- ◆ Earned Player of the Week honors with both the Pirates and Yankees to become the first player to win the award in both leagues during the same season since Carlos Beltran (Kansas City/Houston) in 2004.
- ◆ Tied for seventh among all big league outfielders with a career-high-tying 12 outfield assists.
- ◆ Had 4 hitting streaks of at least 10 games, including a career-high 14-game hitting streak from April 12-26 over which he batted .370 (20-for-54) with 6 doubles, a home run and 13 RBI.
- ◆ Was the Pirates' Opening Day starter in right field...went 4-for-7 with a double, 2 home runs and 4 RBI on Opening Day @ Braves...became just 1 of 6 players in Major League history to hit 2 home runs in his team's first game twice in his career (also hit 2 home runs for the Padres on Opening Day in 2005).
- ◆ Led the NL with 26 RBI in April, marking the most by a Pirates player since Willie Stargell had 27 in April 1971.
- ◆ Suffered a left shoulder contusion on June 14 while running into the right field wall in foul territory @ Orioles...underwent an MRI in Pittsburgh on June 16 and results revealed a Grade One AC joint sprain of his left shoulder...missed 9 games before walking as a pinch-hitter on June 27 vs. Rays.

- ◆ Reached base in 39 of his final 41 games (with an at-bat) with the Pirates, batting .347 (52-for-150) with 12 doubles and 6 home runs.
- ◆ Traded to the Yankees for minor league pitchers Ross Ohlendorf, Jeff Karstens and Daniel McCutchen and outfielder Jose Tabata on July 26...was batting a team-high .330 (108-for-327) with 26 doubles, a triple, 13 home runs and 57 RBI in 89 games with the Pirates at the time he was traded...also tied for tops in the NL with 10 outfield assists and ranked fifth in batting average.
- ◆ Hit .268 (61-for-228) with 11 doubles, 12 home runs and 40 RBI in 59 games with the Yankees...had the second-most RBI and tied for the second-most homers on the team from the time of the acquisition through the end of the season.
- ◆ 6 of his 12 home runs with the Yankees either tied the game or put the Yankees ahead.
- ◆ Made his Yankees debut on July 26 @ Red Sox.
- ◆ Homered for his first hit as a Yankee on July 28 vs. Orioles...was the first player to go deep for his first hit as a Yankee since Wilson Betemit on Aug. 1, 2007 vs. White Sox and the 14th to do so in that decade.
- ◆ Homered in consecutive games from Aug. 3-4 to give him 4 home runs in his first 9 games with the Yankees (30 at-bats)...according to Elias Sports Bureau, was the first midseason acquisition by the Yankees to hit 4 home runs within his first 30 at-bats since Glenallen Hill did so in 2000 in his 24th at-bat.
- ◆ Set a career-high with 6 RBI and tied a career-high with 4 hits on Aug. 3 vs. Angels.
- ◆ Named the AL Co-Player of the Week along with the Royals' Mike Aviles for July 28-Aug. 3 after batting .526 (10-for-19) with 3 home runs and 10 RBI in 6 games.
- ◆ Tied a career-high with 4 runs scored on Sept. 26 @ Red Sox after going 3-for-5 with a walk and double.

## 2007

- ◆ Hit .278 (120-for-431) with 23 doubles, 20 home runs and 72 RBI in 125 games in his first full season with the Pirates...led the team with 12 hit-by-pitches...made 89 starts in right field, 10 in center field, 9 in left field and 4 at designated hitter.
- ◆ Hit .397 (23-for-58) and drove in 33 runs with runners in scoring position and 2 outs.
- ◆ Hit a 2-out, game-tying home run in the ninth inning off the Astros' Brad Lidge on Opening Day at Minute Maid Park in the Pirates' 4-2, 10-inning victory.
- ◆ Left the game on April 21 @ Dodgers after suffering a left hamstring strain...missed 10 consecutive starts before returning to the lineup on May 3 @ Brewers.
- ◆ Left the game on June 6 @ Nationals with tightness in his left hamstring...served as the club's designated hitter in all 3 games at Yankee Stadium from June 8-10, going 3-for-11 with 3 runs and a home run.
- ◆ Recorded his third career multi-home run game on June 27 @ Marlins, including the game-winner in the 10th inning.
- ◆ Suffered a strained left hamstring on July 31 vs. Cardinals and did not start again until Aug. 18.
- ◆ Connected for his first career pinch-hit home run on Aug. 13 @ Giants.
- ◆ Homered as a pinch-hitter for the second time on Aug. 24 @ Astros, belting a game-tying solo shot with 2 outs in the bottom of the ninth inning off Brad Lidge.
- ◆ Was hit in the head by a pitch thrown by Andy Cavazos on Sept. 3 @ Cardinals...missed 10 games due to lingering effects of a concussion...returned to the lineup on Sept. 15 @ Astros.

## 2006

- ◆ Hit .280 (131-for-468) with 28 doubles, 17 home runs and 63 RBI in 130 games with the Mets and Pirates.
- ◆ Was the Mets' Opening Day starter in right field and went 4-for-4 with a run, double, and RBI vs. Nationals on April 3...became just the second player in club history to collect 4 hits in his Mets debut.
- ◆ Homered 3 times in a 4-game stretch from April 14-17, including back-to-back games on April 16 vs. Brewers and April 17 vs. Braves.
- ◆ Placed on the disabled list on May 30 after undergoing an appendectomy...played in 3 rehab games with Triple-A Norfolk...reinstated on June 18.
- ◆ Recorded his second multi-home run game on June 20 vs. Reds.
- ◆ Traded to the Pirates on July 31 for RHP Roberto Hernandez and LHP Oliver Perez.
- ◆ Reached base safely in 14 of his first 16 starts with the Pirates and hit at a .346 clip (46-for-133) over his first 36 games with the Pirates from Aug. 1-Sept. 9.
- ◆ Ranked eighth among NL batters with a .350 average (37-for-103) during August.
- ◆ Snapped a 0-for-21 streak on Sept. 17 with a sixth-inning double.

## 2005

- ◆ Hit .261 (85-for-326) with 15 doubles, 13 home runs and 43 RBI in 124 games with the Padres in his first full season in the Majors...made 34 starts at first base, 28 in center field, 13 in right field, 6 in left field and 2 at third base.
- ◆ Recorded his first-career multi-home run game while also plating 4 runs in his season debut on April 4 @ Rockies.
- ◆ Had 2 4-hit games in the first 8 games of the season (April 9 vs. Pirates and April 13 @ Cubs), becoming the first Padres player to accomplish the feat.
- ◆ Made his first career start at third base on April 27 @ Giants.
- ◆ Homered in a career-high 4 straight games from June 24-27.
- ◆ Connected for his first grand slam on Aug. 20 @ Braves.

## 2004

- ◆ Hit .247 (19-for-77) with 4 doubles, 3 home runs and 9 RBI in 34 games over 3 separate stints with the Padres.
- ◆ Recalled by the Padres on June 2 and started in left field that day vs. Rockies...went 0-for-9 in 4 games before being optioned back to Triple-A Portland on June 16.

- ◆ Recalled for the second time on July 5...optioned back to Portland on Aug. 4 before rejoining the club in September.
- ◆ In 74 games with Portland, hit .330 (96-for-291) with 19 doubles, 22 home runs and 70 RBI.
- ◆ Hit .381 (16-for-42) in his first 12 games before being placed on the disabled list with a right shin strain...reinstated on May 11.
- ◆ Homered in 4 consecutive minor league games from Aug. 13-16.

## 2003

- ◆ Batted .267 (99-for-371) with 17 doubles, 9 home runs and 39 RBI in 110 games with the Padres...led all NL rookies with 12 outfield assists, tied for the fourth most in the league.
- ◆ Among NL rookies, ranked fifth in runs (50) and hits, sixth in multi-hit games (26), tied for sixth in home runs, seventh in doubles and eighth in average, RBI and extra-base hits (27).
- ◆ Was the Padres' Opening Day starter in right field, going 1-for-4 with a double and RBI in a March 31 loss vs. Giants.
- ◆ Hit his first big league home run off the Giants' Damian Moss on April 2.
- ◆ Earned National League Rookie of the Month honors for May (the first Padre to earn the honor) after batting .330 (33-for-103) with 4 home runs and 15 RBI.
- ◆ Optioned to Triple-A Portland on July 23 and recalled on Sept. 2...hit .385 with 2 home runs and 8 RBI in 16 games after returning to the Majors.
- ◆ Hit .265 (36-for-136) with 7 doubles, 7 home runs and 23 RBI in 37 games with Portland.

## 2002

- ◆ Hit .281 (136-for-484) with 18 doubles, 4 triples, 23 home runs and 80 RBI in 130 games between Single-A Lake Elsinore and Triple-A Portland.

## 2001

- ◆ Hit .302 with 96 runs scored, 38 doubles, 26 home runs and 100 RBI in 137 games with Single-A Lake Elsinore en route to being named the Padres' Minor League Player of the Year and Rookie of the Year.
- ◆ Earned California League midseason and postseason All-Star honors and was named the league's Rookie of the Year and Most Valuable Player.
- ◆ Helped lead Lake Elsinore to a share of the league title.
- ◆ Underwent Tommy John surgery on his right elbow on Sept. 29...Dr. Lewis Yocum and Dr. Jan Fronek performed the surgery in Los Angeles.

## 2000

- ◆ Joined the Padres on Sept. 17 after being selected in the second round of the 2000 First-Year Player Draft...became the 20th player to go directly to the Majors since the draft was instituted in 1965.
- ◆ Was the fifth player to go directly to the Majors since 1979 (the first since the Dodgers' Darren Dreifort in 1994 and the first position player since John Olerud of the Blue Jays in 1989).
- ◆ Made his big league debut as a pinch-hitter on Sept. 30 vs. Dodgers and singled off Onan Masaoka.
- ◆ Reported to Peoria in the Arizona Fall League, but only played in one game due to tendonitis in his right elbow.

## PERSONAL

- ◆ Xavier Clifford Nady.
- ◆ He and his wife, Meredith, have a son, Xavier VII.
- ◆ Graduated from Salinas High School (Calif.) where he played baseball and basketball...named the Northern California Player of the Year and first-team all-state as a senior in baseball after batting .619 with 12 home runs.
- ◆ Hit 17 home runs for the U.S. National Team in 1996, just 3 shy of Tino Martinez' 1988 Team USA single-season record.
- ◆ Played collegiately at the University of California where he was a three-time All-Pac-10 selection, a two-time All-American and a two-time member of the USA National Team...left Cal holding school records with 57 home runs, 191 RBI and 479 total bases...his .729 career slugging percentage was the highest in Pac-10 history, topping Mark McGwire's .718 mark at Southern California from 1982-84.
- ◆ His father, Xavier, played football at Colorado and his cousin, Scott, played football at Cal.

## CAREER TRANSACTIONS

Sept. 17, 2000	Signed by the San Diego Padres as their second-round selection in the 2000 First-Year Player Draft.
April 20-May 11, 2004	Disabled list (peroneal strain).
Nov. 18, 2005	Traded to the New York Mets for OF Mike Cameron.
May 30-June 18, 2006	Disabled list (appendectomy).
July 31, 2006	Traded to the Pittsburgh Pirates for RHP Roberto Hernandez and LHP Oliver Perez.
July 26, 2008	Traded to the New York Yankees with LHP Damaso Marte for OF Jose Tabata, RHP Jeff Karstens, RHP Dan McCutchen and RHP Ross Ohlendorf.
April 15-Oct. 4, 2009	Disabled list (Tommy John surgery on right elbow).
Jan. 29, 2010	Signed by the Chicago Cubs as a free agent.
Dec. 17, 2010	Signed by the Arizona Diamondbacks as a free agent.



## NADY'S CAREER RECORD

YEAR	CLUB	AVG	G	AB	R	H	2B	3B	HR	RBI	SH	SF	HP	BB	SO	SB-CS	E
2000	SAN DIEGO	1.000	1	1	1	1	0	0	0	0	0	0	0	0	0	0-0	0
2001	Lake Elsinore	.302	137	524	96	158	38	1	26	100	0	8	10	62	109	6-0	10
2002	Lake Elsinore	.278	45	169	41	47	6	3	13	37	0	1	1	28	40	2-0	0
	Portland	.283	85	315	46	89	12	1	10	43	0	2	3	20	60	0-1	2
2003	Portland	.265	37	136	19	36	7	0	7	23	0	2	2	12	28	0-0	3
	SAN DIEGO	.267	110	371	50	99	17	1	9	39	2	1	6	24	74	6-2	6
2004	Portland	.330	74	291	52	96	19	1	22	70	0	0	7	22	42	3-0	4
	SAN DIEGO	.247	34	77	7	19	4	0	3	9	1	0	1	5	13	0-0	2
2005	SAN DIEGO	.261	124	326	40	85	15	2	13	43	1	0	7	22	67	2-1	6
2006	NEW YORK-NL	.264	75	265	37	70	15	1	14	40	1	1	6	19	51	2-1	0
	+Norfolk	.364	3	11	2	4	1	0	0	3	0	0	0	1	3	0-0	4
	PITTSBURGH	.300	55	203	20	61	13	0	3	23	1	0	5	11	34	1-2	2
2007	PITTSBURGH	.278	125	431	55	120	23	1	20	72	0	4	12	23	101	3-1	1
2008	PITTSBURGH	.330	89	327	50	108	26	1	13	57	0	3	5	25	55	1-0	2
	NEW YORK-AL	.268	59	228	26	61	11	0	12	40	0	1	4	14	48	1-1	2
2009	NEW YORK-AL	.286	7	28	4	8	4	0	0	2	0	0	0	1	6	0-0	0
	+Scranton-Wilkes-Barre	.200	2	5	0	1	1	0	0	0	0	0	0	1	1	0-0	0
2010	CHICAGO-NL	.256	119	317	33	81	13	0	6	33	1	4	8	17	85	0-0	3
Minor League Totals		.297	383	1451	256	431	84	6	78	276	0	13	23	146	283	11-1	19
American League Totals		.270	66	256	30	69	15	0	12	42	0	1	4	15	54	1-1	2
National League Totals		.278	732	2318	293	644	126	6	81	316	7	13	50	146	480	15-7	25
Major League Totals		.277	798	2574	323	713	141	6	93	358	7	14	54	161	534	16-8	27

+ Minor League injury rehab

### DIVISION SERIES RECORD

YEAR	CLUB	AVG	G	AB	R	H	2B	3B	HR	RBI	SH	SF	HP	BB	SO	SB-CS	E
2005	SD vs. STL	.333	2	3	0	1	0	0	0	2	0	0	2	0	1	0-0	0
Totals		.333	2	3	0	1	0	0	0	2	0	0	2	0	1	0-0	0

## NADY'S SINGLE-GAME BESTS

### HITS

4.....9x (last: 6/1/10 @ PIT)  
3.....33x (last: 9/14/10 @ STL)

### HOME RUNS

2.....5x (last: 7/2/08 @ CIN)

### RBI

6.....8/3/08 vs. LAA  
4.....8x (last: 8/12/08 @ MIN)  
3.....23x (last: 9/14/10 @ STL)

### RUNS

4.....3x (last: 9/26/08 @ BOS)  
3.....5x (last: 8/18/07 vs. PHI)

### HITTING STREAKS

14.....April 12-26, 2008  
13.....July 7-24, 2008  
11.....July 30-Aug. 10, 2008  
10.....Aug. 17-28, 2008

## FIELDING

YEAR	POS	G	PO	A	E	FPC
2003	RF	105	170	12	6	.968
2004	LF	18	16	1	2	.895
	CF	4	5	0	0	1.000
	RF	2	2	0	0	1.000
2005	1B	44	261	27	4	.986
	3B	3	0	6	0	1.000
	LF	26	18	0	1	.947
	CF	30	54	0	1	.982
	RF	13	11	0	0	1.000
2006	1B	35	250	32	2	.993
	RF	99	187	6	4	.980
2007	LF	10	14	0	0	1.000
	CF	11	17	0	1	.944
	RF	94	161	4	0	1.000
2008	1B	3	3	1	0	1.000
	LF	46	87	2	2	.978
	RF	89	199	10	2	.991
2009	RF	6	10	0	0	1.000
2010	1B	52	389	36	1	.998
	LF	6	6	0	0	1.000
	RF	23	24	2	1	.963
Totals	1B	134	903	96	7	.993
	3B	3	0	6	0	1.000
	OF	571	981	37	20	.981

## GRAND SLAMS (1)

GAME	PITCHER
8/20/05 @ ATL.....	Joey Devine

## PINCH-HIT HOME RUNS (3)

GAME	PITCHER
8/13/07 vs. SF.....	Noah Lowry
8/24/07 @ HOU.....	Brad Lidge
5/26/10 vs. LAD.....	Chad Billingsley



# JORDAN NORBERTO

Left-handed Pitcher

39

<b>HEIGHT, WEIGHT:</b>	6-0, 195	<b>BORN:</b>	Dec. 8, 1986
<b>BATS/THROWS:</b>	Left/Left		Nagua, DR
<b>OPENING DAY AGE:</b>	24	<b>RESIDENCE:</b>	Nagua, DR
<b>ML SERVICE:</b>	110 days		
<b>SIGNED THROUGH:</b>	2011		

## CAREER HIGHLIGHTS

Norberto enters 2011 after breaking camp with the big league club for the first time in his career last season...made his Major League debut on Opening Day...in the minors since 2006, has held opponents to a .254 average (359-for-1413) as lefties have batted .220 (76-for-345) and righties have hit .265 (283-for-1068)...has also averaged 9.80 strikeouts per 9.0-innings with 411 strikeouts in 377.1 innings pitched during that span...began his career as a starter but converted to a reliever...is 8-3 with 8 saves and a 3.74 ERA (51 ER in 122.2 IP) in 85 career minor league relief appearances.

## 2010

- ◆ Went 0-2 with a 5.85 ERA (13 ER in 20.0 IP) and .225 opponents average with 22 walks and 15 strikeouts in 33 games during his rookie campaign for the D-backs.
- ◆ Held opponents scoreless in 15 of 17 home games for a 2.16 ERA (2 ER in 8.1 IP).
- ◆ Righties batted only .216 with 12 walks and 8 strikeouts and lefties hit .235 with 10 walks and 7 strikeouts.
- ◆ Opened the season with the D-backs and made his Major League debut on Opening Day vs. Padres on April...stranded a pair of runners after retiring the only batter he faced.
- ◆ Was optioned to Reno on April 21 despite holding opponents scoreless in his first 5 appearances spanning 2.1 innings and allowing only 1 of 6 inherited runners to score.
- ◆ In 21 games at Reno, went 3-0 with 4 saves (in 7 opportunities) and a 3.07 ERA (10 ER in 29.1 IP) while limiting opponents to a .227 average with 19 walks and 38 strikeouts...held righties to a .214 average with 15 walks and 22 strikeouts while lefties hit .250 with 4 walks and 16 strikeouts...worked more than 1.0 inning 11 times and 2.0 or more innings 7 times...held opponents scoreless over 9 appearances in June with a .111 opponents average (5-for-45) with 8 walks and 17 strikeouts.
- ◆ Recalled from Reno on July 4...held opponents scoreless in 2.2 innings in 4 games from July 4-10 before allowing 6 runs over 1.2 innings in his next 5 outings from July 16-27.
- ◆ Had a career-high 2 strikeouts on July 23 @ Giants and Aug. 11 @ Brewers.
- ◆ From July 31 through the end of the season, held opponents scoreless in 14 of 18 appearances for a 2.84 ERA (4 ER in 12.2 IP) and a .209 opponents average with 8 strikeouts.
- ◆ Had his best month in August, holding the opposition scoreless in 9 of 10 games for a 1.23 ERA (1 ER in 7.1 IP) with a .200 opponents average with 4 strikeouts.
- ◆ Had a season-high 6-game scoreless streak spanning 3.0 innings from Aug. 17-Sept. 1.
- ◆ Worked a career-high 2.0 innings on Sept. 10 @ Rockies.

## 2009

- ◆ Made a career-high 48 relief appearances at Single-A Advanced Visalia and Double-A Mobile.
- ◆ Overall, held opponents to a .234 average (65-for-278), including a .195 average (16-for-82) by lefties.
- ◆ Started the season at Visalia and in 29 games, went 4-1 with 2 saves, a 1.61 ERA (8 ER in 44.2 IP) and .226 opponents average (36-for-159) with 22 walks and 59 strikeouts.
- ◆ Went 3-1 with 2 saves and a 1.15 ERA (4 ER in 31.1 IP) in 19 games from May through June.
- ◆ Did not allow an earned run in 8 games (11.2 IP) from June 10-July 3.
- ◆ Promoted to Double-A Mobile on July 4.
- ◆ Following the season, pitched for Estrellas de Oriente in the Dominican Winter League...in 16 relief outings, went 1-0 with a 3.46 ERA (5 ER in 13.0 IP).

## 2008

- ◆ His 109 strikeouts ranked third on the team at Single-A South Bend.
- ◆ Went 1-0 with a 4.32 ERA (12 ER in 25.0 IP) and .223 opponents average (21-for-94) in 13 relief appearances.
- ◆ Had a season-high 9 strikeouts on June 30 @ Great Lakes, allowing 1 run off 6 hits over 6.0 innings.
- ◆ Went 3-1 with a 2.01 ERA (7 ER in 31.1 IP) and 38 strikeouts in 6 starts in June.
- ◆ Following the season, pitched for the Estrellas de Oriente in the Dominican Winter League...in 15 games (3 starts), went 0-3 with a 3.06 ERA (6 ER in 17.2 IP) and .212 opponents average (14-for-66).

## 2007

- ◆ Led Single-A South Bend with 111 strikeouts.
- ◆ Held left-handed batters to a .225 average.
- ◆ Had a season-high 11 strikeouts on May 12 vs. Lancaster.
- ◆ Tossed 6.0 or more innings 5 times, going 2-2 with a 2.30 ERA (8 ER in 31.1 IP) in those starts
- ◆ Following the season, pitched in 3 games for Estrellas de Oriente in the Dominican Winter League.

## 2006

- ♦ At Rookie-Advanced Missoula, held lefties to a .184 batting average.

## PERSONAL

- ♦ Jordan Norberto.
- ♦ He and his wife, Jennifer, have a daughter Jaelyn.
- ♦ Signed by Junior Noboa.

## CAREER TRANSACTIONS

July 14, 2004

Signed by the Arizona Diamondbacks as a non-drafted free agent.

## NORBERTO'S CAREER RECORD

YEAR	CLUB	W-L	ERA	G	GS	CG	SHO	SV	IP	H	R	ER	HR	HB	BB	SO	WP	BK
2004	Boca Chica	0-0	9.00	3	1	0	0	0	4.0	6	4	4	0	0	6	2	1	0
2005	Boca Chica	8-4	2.24	15	14	1	0	0	68.1	37	24	17	0	6	38	102	12	2
2006	Missoula	3-2	3.09	16	16	0	0	0	75.2	59	30	26	4	4	40	64	6	3
2007	South Bend	6-7	5.28	21	21	0	0	0	102.1	102	67	60	10	2	46	111	6	0
2008	South Bend	5-7	5.31	31	18	0	0	0	101.2	108	72	60	15	5	56	109	4	6
2009	Visalia	4-1	1.61	29	0	0	0	2	44.2	36	9	8	1	0	22	59	4	0
	Mobile	0-2	7.99	19	0	0	0	2	23.2	29	23	21	4	2	18	30	8	0
2010	<b>ARIZONA</b>	0-2	5.85	33	0	0	0	0	20.0	16	13	13	3	0	22	15	2	0
	Reno	3-0	3.07	21	0	0	0	4	29.1	25	12	10	2	0	19	38	5	1
Minor League Totals		29-23	4.12	155	70	1	0	8	449.2	402	241	206	36	19	245	515	46	12
Major League Totals		0-2	5.85	33	0	0	0	0	20.0	16	13	13	3	0	22	15	2	0

## NORBERTO'S SINGLE-GAME BESTS

### STRIKEOUTS

2.....7/23/10 vs. SF  
2.....8/11/10 @ MIL  
1.....11x (last: 9/28/10 @ SF)

### INNINGS PITCHED

2.0.....9/10/10 @ COL  
1.1.....8/11/10 @ MIL  
1.0.....9x (last: 9/18/10 @ PIT)

## FIELDING

YEAR	POS	G	PO	A	E	FPC
2010	P	33	1	1	1	.667
Totals		33	1	1	1	.667



## YONATA ORTEGA

Right-handed Pitcher

**56**

**HEIGHT, WEIGHT:** 6-1, 222  
**BATS/THROWS:** Right/Right  
**OPENING DAY AGE:** 24  
**ML SERVICE:** None  
**SIGNED THROUGH:** 2011

**BORN:** Nov. 11, 1986  
Bajos De Haina, DR  
**RESIDENCE:** Haina, DR

## CAREER HIGHLIGHTS

Ortega enters his first season on the D-backs' 40-man roster...led the organization and ranked fifth among all minor league pitchers with 33 saves during the 2010 season...over parts of six seasons in the D-backs organization, owns a 4.59 ERA (103 ER in 202.0 IP) with 93 walks and 187 strikeouts.

## 2010

- ♦ Led the organization with 33 saves after splitting the season between Single-A South Bend and Single-A Visalia... posted a 4-4 record and 3.48 ERA (21 ER in 54.1 IP) with 18 walks and 56 strikeouts over 48 games between the two clubs.
- ♦ Converted 17 consecutive save opportunities between South Bend and Visalia from June 8-Aug. 21.
- ♦ Opened the season with South Bend...appeared in 35 games with the Silver Hawks, tossing 41.2 innings while converting 22 saves in 25 chances.
- ♦ Promoted to Visalia on Aug. 1 and converted his first 6 save opportunities with the Rawhide.
- ♦ Held left-handed batters hitless (0-for-18) in 13 games with Visalia.
- ♦ Named a Midwest League Postseason All-Star after posting a 1.42 ERA (2 ER in 22.2 IP) with 11 strikeouts while securing 9 saves in as many opportunities after the All-Star break.

## 2009

- ♦ Spent the entire season at South Bend.

- ♦ Did not allow a run in his first 4 games, a span of 4.0 innings over which he collected 5 strikeouts.
- ♦ Secured his lone save of the season on May 23 @ Peoria after tossing 2.0 scoreless innings.
- ♦ Posted a 3.86 ERA (4 ER in 9.1 IP) with 12 strikeouts over 8 games in May.
- ♦ Posted a season-long 5.0 inning scoreless streak from Aug. 4-13.

## 2008

- ♦ Missed the entire season after undergoing Tommy John surgery.

## 2007

- ♦ Spent the season with Rookie-Advanced Missoula.
- ♦ Secured his first professional save on Aug. 15 @ Orem.
- ♦ Tossed a season-high 3.1 innings of relief on July 22 vs. Casper.

## 2006

- ♦ Recorded at least 1 strikeout in each of his 14 appearances with DSL Boca Chica.
- ♦ Picked up his first win at the professional level on July 20 @ DSL Dodgers after allowing just 1 run over 5.0 innings of work.
- ♦ Struck out a season-high 7 batters on July 26 vs. DSL Twins.

## 2005

- ♦ Made his professional debut with DSL Boca Chica.

## PERSONAL

- ♦ Yonata Ortega.
- ♦ Resides in Haina, Dominican Republic.


## CAREER TRANSACTIONS

July 5, 2004 Signed by the Arizona Diamondbacks as a non-drafted free agent.  
 June 17, 2008 Disabled list through remainder of season (recovering from Tommy John surgery).

## ORTEGA'S CAREER RECORD

YEAR	CLUB	W-L	ERA	G	GS	CG	SHO	SV	IP	H	R	ER	HR	HB	BB	SO	WP	BK
2005	DSL Diamondbacks	0-1	3.77	8	2	0	0	0	14.1	17	7	6	0	0	8	11	0	0
2006	DSL Diamondbacks	2-7	3.43	14	11	0	0	0	63.0	56	32	24	2	10	25	56	11	0
2007	Missoula	0-2	6.40	19	0	0	0	1	32.1	38	32	23	6	5	18	26	4	1
2008									Injured - did not play									
2009	South Bend	0-2	6.87	30	0	0	0	1	38.0	49	31	29	2	4	24	38	7	3
2010	South Bend	3-3	4.10	35	0	0	0	22	41.2	42	26	19	1	2	15	41	10	0
	Visalia	1-1	1.42	13	0	0	0	11	12.2	7	3	2	1	1	3	15	1	0
Minor League Totals		6-16	4.59	119	13	0	0	35	202.0	209	131	103	12	22	93	187	33	4

NON-ROSTER INVITEE



# CHRIS OWINGS

Infielder

64

**HEIGHT, WEIGHT:** 5-9, 176  
**BATS/THROWS:** Right/Right  
**OPENING DAY AGE:** 19  
**ML SERVICE:** None  
**SIGNED THROUGH:** 2011

**BORN:** Aug. 12, 1991  
 Charleston, S.C.

**RESIDENCE:** Leesville, S.C.

## CAREER HIGHLIGHTS

Owings enters 2011 as the fourth-best prospect in the D-backs organization according to *Baseball America*...also ranked No. 84 among ESPN.com's Top 100 Prospects and named the 10th-best minor league shortstop by MLB.com...was one of the youngest players in the Single-A Midwest League as an 18-year-old during the 2010 season at South Bend when pitchers in the league averaged 21.7 years...has compiled a respectable .324 on-base percentage despite only drawing 12 walks in 382 plate appearances during his 2-year minor league career.

## 2010

- ◆ Was a Midwest League All-Star during his first professional season in 2010 after posting a .298 batting average in 62 games for Single-A South Bend...his season ended on June 20 due to foot inflammation known as plantar fasciitis.
- ◆ Recorded a season-high 8-game hitting streak while batting at a .433 clip (13-for-30) with 5 doubles, 1 triple, 4 RBI and 7 runs scored from April 22-May 1.
- ◆ Collected a season-high 4 hits, including 2 home runs and 2 RBI, on June 4 vs. Burlington.

## 2009

- ◆ Batted .306 with a .426 slugging percentage and 3 stolen bases in 24 games during Rookie Missoula's playoff run after he joined the team in mid-August.
- ◆ Made his professional debut on Aug. 16 vs. Ogden, going 2-for-4 with a double, RBI and run scored.
- ◆ Had a season-long 7-game hitting streak (.364, 12-for-33) from Aug. 19-26.
- ◆ Collected a season-high 3 hits on three occasions; Aug. 21 @ Ogden, Aug. 31 @ Billings and Sept. 8 vs. Billings.
- ◆ Plated a season-high 3 runs on Sept. 8 vs. Billings...hit .321 (27-for-84) with 5 doubles, a triple, homer and 8 RBI against right-handers.
- ◆ Hit .333 (16-for-48) with 4 doubles, a triple, 2 homers and 10 RBI with runners on base.

## PERSONAL

- ◆ Christopher Scott Owings.
- ◆ Resides in Leesville, S.C.
- ◆ Graduated from Gilbert High School in Gilbert, S.C....was a highly regarded prep shortstop during his senior season after batting .440 with 7 doubles, 3 triples, 5 home runs and 16 stolen bases.
- ◆ Had committed to play baseball at the University of South Carolina but agreed to a contract with the D-backs on Aug. 11, 2009 before MLB's amateur draft signing deadline.

## CAREER TRANSACTIONS

Aug. 11, 2009 Selected by the Arizona Diamondbacks as their first-round selection (41st overall) in the 2009 First-Year Player Draft.  
 July 6-Sept. 7, 2010 Disabled list (right planter fasciitis).

## OWINGS' CAREER RECORD

YEAR	CLUB	AVG	G	AB	R	H	2B	3B	HR	RBI	SH	SF	HP	BB	SO	SB-CS	E
2009	Missoula	.306	24	108	20	33	5	1	2	10	0	0	0	3	25	3-0	10
2010	South Bend	.298	62	255	39	76	19	2	5	28	2	3	2	9	50	1-3	11
Minor League Totals		.300	86	363	59	109	24	3	7	38	2	3	2	12	75	4-3	21



# NON-ROSTER INVITEE



## MICAH OWINGS

Right-handed Pitcher

15

**HEIGHT, WEIGHT:** 6-5, 220  
**BATS/THROWS:** Right/Right  
**OPENING DAY AGE:** 19  
**ML SERVICE:** 3 years, 76 days  
**SIGNED THROUGH:** 2011

**BORN:** Sept. 28, 1982  
 Gainesville, Ga.  
**RESIDENCE:** Dahlgonega, Ga.

**SILVER SLUGGER (1): 2007 (NL)**

### CAREER HIGHLIGHTS

Although Owings has posted a 24-31 mark with a 5.11 ERA in 99 career games (64 starts), he is known more for his bat after hitting at a .293 clip with 9 home runs and 34 RBI during his 4-year Major League career...among all pitchers with at least 75 at-bats since the start of the 2007 season, he ranks first in batting average, on-base percentage (.323), slugging percentage (.538) and OPS (.861)...has a career .250 pinch-hitting average (11-for-44) with 2 homers and 8 RBI...also has 8 career game-winning RBI...won the National League Silver Slugger Award in 2007 after hitting .333 with 4 home runs and 15 RBI in 60 at-bats.

### 2010

- ◆ Opened the season with the Reds and posted a 3-2 record and 5.40 ERA (20 ER in 33.1 IP) in 22 relief appearances before being optioned to Triple-A Louisville on July 21.
- ◆ Tossed at least 2.0 innings in 7 of his 22 appearances for the Reds, including 3 appearances with at least 3.0 innings pitched.
- ◆ Made 7 appearances as a pinch hitter... connected for his ninth career home run on May 7 vs. Cubs.
- ◆ Collected 5 strikeouts in 4.0 innings, both of which were season-highs, on April 23 vs. Padres.
- ◆ Optioned to Louisville on July 21 and spent the remainder of the season with the Bats...posted a 2.21 ERA (5 ER in 20.1 IP) in 8 games (5 starts).
- ◆ Was designated for assignment on Aug. 16...cleared waivers 10 days later and accepted an outright assignment to Louisville.

### 2009

- ◆ Went 7-12 with a 5.34 ERA (71 ER in 119.2 IP) in 26 games (19 starts) for the Reds.
- ◆ Batted .259 with 3 home runs and 10 RBI, including .250 (4-for-16) with a home run and 3 RBI as a pinch-hitter... became the first Reds pitcher with 3 home runs in a season since Tom Seaver in 1977...he also tied for the club lead in pinch-hit home runs and ranked tied for third in pinch hits.
- ◆ Snapped the 1-1 tie in the seventh inning with a pinch-hit, 2-run double off Geoff Geary in the 4-2 win on April 19... marked his third career game-winning RBI as a pinch-hitter...over the last 5 season, the only other pitcher to produce a pinch-hit, game-winning RBI is the Astros' Jason Jennings in the 14th inning of a 12-11 victory @ Braves on Aug. 2, 2007.
- ◆ With the 8-2 win on April 26 vs. Braves, snapped his personal 9-game losing streak dating back to a 9-3 D-backs win on May 25, 2008 @ Braves...went 0-9 with an 8.53 ERA in 14 appearances (10 starts) during the streak.
- ◆ Connected for his second career pinch-hit home run on May 10 vs. Cardinals.
- ◆ Tossed a career-high 5.2 innings of relief in the 16.0 inning, 6-5 loss @ Padres on May 16...entered the game in the 11th inning as the Reds' seventh and final pitcher and retired his first 10 batters until Scott Hairston singled with 1 out in the 14th inning...Nick Hundley homered to end the 5-hour, 14 minute contest.
- ◆ Had a stint on the disabled list from July 27-Aug. 19 with a tight right shoulder...made 2 rehab starts with Louisville.
- ◆ Pitched the final 3.0 innings to earn his professional save on Sept. 1 vs. Pirates.
- ◆ Recorded the victory and game-winning RBI on Sept. 6 @ Braves after he was hit in the helmet by a Kenshin Kawakami pitch with the bases loaded in the 12th inning...appeared in just 3 games the rest of the season.

### 2008

- ◆ Posted a 6-9 record and 5.93 ERA in 22 games (18 starts) while striking out 87 in 104.2 innings.
- ◆ Hit .304 with a home run and 6 RBI between the D-backs and Reds, including a .294 (5-for-17) with a home run and 5 RBI as a pinch-hitter.
- ◆ Opened the season by winning his first 4 starts from April 4-21 after posting a 2.42 ERA with 23 strikeouts and 6 walks in 26.0 innings.
- ◆ Tied the game with a pinch-hit, 2-run home run off Dave Borowski on April 30 vs. Astros...became the first pitcher to connect for a pinch-hit home run since the Brewers' Brooks Kieschnick on April 22, 2004 vs. D-backs.
- ◆ Had a 7-game losing streak from May 30-July 28, posting a 9.21 ERA with 21 walks and 32 strikeouts in 42.0 innings over 12 games (8 starts).
- ◆ Moved to the bullpen on July 4 and allowed 5 earned runs in 4.0 innings of work.
- ◆ Was optioned to Tucson on July 29...made only 2 starts for the Sidewinders because of a sore right shoulder.
- ◆ Was traded to the Reds on Sept. 12 to complete the Aug. 11 trade that sent Adam Dunn to the D-backs.

- ◆ Did not pitch for the Reds, but plated 3 runs and 2 game-winning hits in 4 pinch-hit appearances.
- ◆ Made his Reds debut in the 10th inning on Sept. 13 @ D-backs, producing an RBI double off Tony Pena that snapped a 2-2 tie.
- ◆ Connected for a 2-run single off CC Sabathia that erased a 3-2 deficit in the 4-3 win on Sept. 20 vs. Brewers.

## 2007

- ◆ Posted an 8-8 record and 4.30 ERA in 29 games (27 starts) during his rookie season while also winning the National League Silver Slugger Award after leading league pitchers with 4 home runs and 15 RBI...his 14 quality starts tied for fifth among all rookie pitchers, while his 106 strikeouts and 152.2 innings were fifth.
- ◆ Was a long shot to make the D-backs Opening Day roster, but was ultimately named the fifth starter over Enrique Gonzalez, Dana Eveland, Dustin Nippert and Yusmeiro Petit.
- ◆ Made his big league debut on April 6 @ Nationals and picked up the victory after allowing a hit and striking out 6 in 5.0 shutout innings.
- ◆ Placed on the disabled list on April 20 with a right hamstring strain...made a rehab start on April 28 with Triple-A Tucson and tossed 5.0 shutout innings...was reinstated from the disabled list on May 3.
- ◆ Went 4-0 with a 4.40 ERA (21 ER in 43.0 IP) over 7 starts (8 games) from May 8-June 20.
- ◆ Tossed his first career complete game on May 24 vs. Astros, allowing a run on 9 hits with a season-high 8 strikeouts.
- ◆ Suffered the loss in 4 straight starts from June 25-July 16 after posting a 7.48 ERA (18 ER in 21.2 IP).
- ◆ Hit his first Major League home run off Byung-Hyun Kim on July 26 vs. Marlins.
- ◆ Established a D-backs single-game record for pitchers with 4 hits, 2 home runs, 6 RBI and 4 runs scored on Aug. 18 @ Braves, becoming the first pitcher in the last 50 seasons to collect 11 total bases...was the first pitcher with 6 RBI in a game since the Phillies' Robert Person had 7 RBI on June 2, 2002, and the first pitcher with 2 home runs in a game since the Marlins' Dontrelle Willis also had 2 homers on Sept. 20, 2006...became the first pitcher with 4 hits and 4 runs in a game since Danny Jackson in 1988...also became the first D-backs player since Shea Hillenbrand on July 7, 2003 to have at least 4 hits, 4 runs scored, 2 homers and 6 RBI in the same game.
- ◆ Pitched a complete game, 2-hit shutout on Sept. 18 vs. Giants, the 15th 2-hit shutout in franchise history...it was only the seventh complete game, 2-hit shutout in franchise history...was just 1 of 4 rookie pitchers to throw a complete game shutout in 2007.
- ◆ Made an emergency start in place of Brandon Webb on Sept. 27 @ Pirates and pitched 6.1 shutout innings to earn the win and while going 4-for-4 at the plate with 3 doubles and 3 RBI...his 3 doubles tied a team record.
- ◆ Became the first pitcher to produce a pair of 4-hit games in the same year since Whitey Ford in 1953...his .333 batting average ranks fourth best in Major League history for pitchers with more than 50 at-bats.

**2007 POSTSEASON HIGHLIGHTS:** Started Game 4 of the NL Championship Series @ Rockies and took the 6-4 loss.

## 2006

- ◆ Named the D-backs' Minor League Pitcher of the Year after going 16-2 with a 3.33 ERA (60 ER in 162.0 IP) in 27 starts between Double-A Tennessee and Triple-A Tucson.
- ◆ Led the organization in wins, ranked tied for first with 130 strikeouts and eighth in ERA.
- ◆ Went 12-0 with a 3.22 ERA during a span of 19 starts from May 23 through the end of the season...was a perfect 10-0 with a 3.75 ERA in 15 starts at Tucson.
- ◆ Hit .382 with 6 doubles, a home run and 13 RBI at the plate.
- ◆ Connected for his first professional home run on May 28 vs. Carolina.

## 2005

- ◆ Made his professional debut with Single-A Lancaster and went 1-1 with a 2.45 ERA in 16 appearances out of the bullpen.
- ◆ Led the pitching staff with an average of 12.3 strikeouts-per-9.0 innings.

## PERSONAL

- ◆ Micah Owings.
- ◆ Played collegiately at Georgia Tech University for two seasons and led the Yellow Jackets to a pair of NCAA regional appearances after winning the Atlantic Coast Conference tournament in 2003 and the league championship in 2004...was named second-team All-America by *Baseball America* and Freshman All-America by *Baseball America* and *Collegiate Baseball* after his freshman season...also named ACC Rookie of the Year and a first-team All-ACC selection in his first year...transferred to Tulane for his junior season in 2005 and was named Conference USA Player of the Year, first-team All-Conference USA and second-team Louisville Slugger All-American...was named to the Conference USA all-tournament team as a pitcher and to the NCAA all-regional team as a designated hitter...led the Green Wave to a No. 1 ranking for 19 weeks and an appearance in the College World Series.
- ◆ Played pitcher and first base for the Team USA club that won the silver medal in the 2003 Pan Am Games.
- ◆ Graduated from Gainesville (Georgia) High School in 2002 after leading his team to a pair of state championships...went 12-1 with a 1.03 ERA and 121 strikeouts and 3 walks in 75.0 innings and hit .448 with 25 home runs during his senior season, earning Georgia Player of the Year and first-team honors All-America by *Baseball America* and *Collegiate Baseball*...his 25 homers is a Georgia single-season record.
- ◆ Played his freshman and sophomore seasons at Forsyth Central High School in Cumming, Ga. and transferred to Gainesville High School prior to his junior season...batted .630 with 21 home runs as a sophomore.
- ◆ Is Georgia's high school career home run leader with 69 homers, which ranks fourth in the nation behind Jeff Clement (75), James Peterson (73) and Drew Henson (70).
- ◆ His father, Jim, played football and ran track at Georgia Tech from 1971-74...his younger brother, Jon Mark, was selected by the Braves in the 17th round of the June 2004 First-Year Player Draft.

## CAREER TRANSACTIONS

July 8, 2005	Signed by the Arizona Diamondbacks as their third-round selection in the 2005 First-Year Player Draft.
April 18-May 2, 2007	Disabled list (strained right hamstring).
Aug. 27-Sept. 11, 2008	Disabled list (sore right shoulder).
Aug. 11, 2008	Traded to the Cincinnati Reds as one of two players to be named later (also C/INF/OF Wilkin Castillo) with RHP Dallas Buck for OF Adam Dunn and cash.
July 27-Aug. 19, 2009	Disabled list (tight right shoulder).
Jan. 24, 2011	Signed by the Arizona Diamondbacks as a minor league free agent.

## OWINGS' CAREER RECORD

YEAR	CLUB	W-L	ERA	G	GS	CG	SHO	SV	IP	H	R	ER	HR	HB	BB	SO	WP	BK
2005	Lancaster	1-1	2.45	16	0	0	0	0	22.0	17	6	6	0	0	4	30	0	0
2006	Tennessee	6-2	2.91	12	12	0	0	0	74.1	66	24	24	4	6	17	69	2	0
	Tucson	10-0	3.70	15	15	1	0	0	87.2	96	40	36	4	5	34	61	5	0
2007	+Tucson	0-0	0.00	1	1	0	0	0	5.0	4	0	0	0	0	1	7	0	0
	<b>ARIZONA</b>	8-8	4.30	29	27	2	1	0	152.2	146	81	73	20	14	50	106	5	0
2008	<b>ARIZONA</b>	6-9	5.93	22	18	0	0	0	104.2	104	73	69	14	12	41	87	4	0
	Tucson	0-0	4.09	2	2	0	0	0	11.0	8	5	5	3	4	6	9	1	0
2009	Louisville	1-0	0.87	2	2	0	0	0	10.1	8	1	1	1	1	7	5	0	0
	CINCINNATI	7-12	5.34	26	19	0	0	1	119.2	126	75	71	18	6	64	68	1	0
2010	CINCINNATI	3-2	5.40	22	0	0	0	0	33.1	28	20	20	3	3	25	35	1	1
	+Louisville	0-0	2.21	8	5	0	0	0	20.1	20	5	5	1	6	10	13	0	0
Minor League Totals		18-3	3.00	56	37	1	0	0	230.2	219	81	77	13	22	79	194	8	0
Major League Totals		24-31	5.11	99	64	2	1	1	410.1	404	249	233	55	35	180	296	11	1

+ Minor League injury rehab

LEAGUE CHAMPIONSHIP SERIES RECORD																		
YEAR	CLUB	W-L	ERA	G	GS	CG	SHO	SV	IP	H	R	ER	HR	HB	BB	SO	WP	BK
2007	ARI vs. COL	0-1	4.91	1	1	0	0	0	3.2	6	6	2	1	1	2	2	0	0
Totals		0-1	4.91	1	1	0	0	0	3.2	6	6	2	1	1	2	2	0	0

## OWINGS' SINGLE-GAME BESTS

### STRIKEOUTS (starter)

10.....5/20/08 @ FLA  
9.....4/4/08 @ COL  
8.....2x (last: 8/12/07 vs. WSH)

### STRIKEOUTS (reliever)

5.....5/16/09 @ SD  
5.....4/23/10 vs. SD  
3.....6x (last: 7/2/10 @ CHC)

### INNINGS PITCHED (starter)

9.0.....6/2/10 vs. CLE  
8.1.....5/28/08 @ LAA  
8.0.....2x (last: 10/2/10 @ BAL)

### INNINGS PITCHED (reliever)

9.0.....5/24/07 vs. HOU  
9.0.....9/18/07 vs. SF  
7.0.....8x (last: 5/12/09 @ ARI)

### COMPLETE GAMES

2x (last: 9/18/07 vs. SF)

### SHUTOUTS

9/18/07 vs. SF

### WINNING STREAKS

4.....May 8-June 20, 2007  
4.....April 4-21, 2008

## FIELDING

YEAR	POS	G	PO	A	E	FPC
2007	P	29	6	20	2	.929
2008	P	22	13	12	1	.962
2009	P	26	17	11	2	.933
2010	P	22	5	2	0	1.000
Totals		99	41	45	5	.945

## HITTING TOTALS

YEAR	AVG	AB	H	HR	RBI
2007	.333	60	20	4	15
2008	.304	56	17	1	6
2009	.259	54	14	3	10
2010	.214	14	3	1	3
Totals	.293	184	54	9	34

## PINCH-HIT HOME RUNS (2)

GAME	PITCHER
4/30/08 vs. HOU.....	Dave Borkowski
5/10/09 vs. STL.....	Ryan Franklin

NON-ROSTER INVITEE



# JARROD PARKER

Right-handed Pitcher

61

**HEIGHT, WEIGHT:** 6-1, 195  
**BATS/THROWS:** Right/Right  
**OPENING DAY AGE:** 22  
**ML SERVICE:** None  
**SIGNED THROUGH:** 2011

**BORN:** Nov. 24, 1988  
 Fort Wayne, Ind.

**RESIDENCE:** Bluffton, Ind.

## CAREER HIGHLIGHTS

Parker enters the 2011 season as the top-ranked prospect in the D-backs organization, according to *Baseball America*... is the first player in D-backs history to be the top-ranked prospect for three consecutive seasons (2009-11)...also enters the season at No. 25 on ESPN.com's Top 100 Prospect list and the ninth-best right-handed pitcher prospect, according to MLB.com... his 3.31 ERA since the start of the 2008 season is tops among all D-backs minor leaguers with at least 40 starts.

### 2010

- ◆ Missed the entire season after undergoing Tommy John surgery performed by Dr. James Andrews on Oct. 28, 2009.
- ◆ Rated by *Baseball America* as the D-backs' top prospect despite his injury.
- ◆ Spent most of the season in Tucson, Ariz. in the organization's extended spring camp prior to joining Double-A Mobile in June to continue his rehab process.
- ◆ Saw his first game action in over a year while participating in the D-backs' instructional league camp in Tucson in September and October...reached 97 mph while pitching 2.0 innings against a Rockies instructional league team on Oct. 7 at Chase Field, coming into the game after Brandon Webb pitched 2.0 innings while on injury rehab.

### 2009

- ◆ Entered the season rated by *Baseball America* as the 29th-best prospect in baseball and the No. 6 prospect among right-handed starters...also rated as having the best fastball and breaking pitch in the Southern League.
- ◆ Started the season with Single-A Visalia...made 4 starts, allowing just 2 earned runs in 19.0 innings while limiting opponents to a .179 average (12-for-67)...tied for the California League lead with a 0.95 ERA during the month of April.
- ◆ Promoted to Double-A Mobile on April 27.
- ◆ Named the organization's Pitcher of the Month for June after going 1-1 with a 2.70 ERA (7 ER in 23.1 IP) with 19 strikeouts and a .212 (18-for-85) opponents average.
- ◆ Named to the Southern League's regular season All-Star team.
- ◆ Owned a 2.61 ERA (11 ER in 38.0 IP) with 33 strikeouts over 7 road starts.
- ◆ Made his final start of the 2009 campaign on July 30 before being shut down for the remainder of the season with a strained right elbow.

### 2008

- ◆ Finished second among Single-A South Bend pitchers with 12 wins and 117 strikeouts and third with 117.2 innings pitched.
- ◆ Named a regular season Midwest League All-Star.
- ◆ Made his professional debut on April 11 @ Quad Cities.
- ◆ Earned victories in 4 straight starts from April 28-May 15, posting a 1.64 ERA (4 ER in 22.0 IP) with 17 strikeouts.
- ◆ Collected a season-high 10 strikeouts on Aug. 6 vs. Lancaster.
- ◆ Was ninth in the Midwest League with a 2.00 ERA (6 ER in 27.0 IP) in August.

## PERSONAL

- ◆ Jarrod B. Parker.
- ◆ Graduated from Norwell High School in Ossian, Ind...in 2007, was named Indiana Mr. Baseball, Louisville Slugger State High School Baseball Player of the Year and Gatorade Player of the Year...earned Northeast Hoosier Conference first-team honors in 2006.
- ◆ Selected to the United States Junior National Team that played in and won the World Championships in Cuba in 2006.

## CAREER TRANSACTIONS

- |                  |   |
|------------------|---|
| Aug. 15, 2007    | Signed as the Arizona Diamondbacks first-round selection (ninth overall) in the 2007 First-Year Player Draft. |
| June 14-24, 2009 | Disabled list (right wrist contusion).  |
| April 8, 2010    | Disabled list through remainder of season (Tommy John surgery on right elbow performed by Dr. James Andrews). |

## PARKER'S CAREER RECORD

YEAR	CLUB	W-L	ERA	G	GS	CG	SHO	SV	IP	H	R	ER	HR	HB	BB	SO	WP	BK
2008	South Bend	12-5	3.44	24	24	0	0	0	117.2	113	56	45	8	7	33	117	8	0
2009	Visalia	1-0	0.95	4	4	0	0	0	19.0	12	2	2	0	0	4	21	4	0
	Mobile	4-6	3.68	16	16	0	0	0	78.1	82	35	32	2	7	34	74	9	0
2010	Injured - did not play																	
Minor League Totals		17-11	3.31	44	44	0	0	0	215.0	207	93	79	10	14	71	212	21	0



## GERARDO PARRA

Outfielder

8

**HEIGHT, WEIGHT:** 5-11, 200

**BATS/THROWS:** Left/Left

**OPENING DAY AGE:** 23

**ML SERVICE:** 1 year, 145 days

**SIGNED THROUGH:** 2011

**BORN:** May 6, 1987

Santa Barbara del

Zuila, Venezuela

**RESIDENCE:** Santa Barbara del

Zuila, Venezuela

### CAREER HIGHLIGHTS

Parra enters 2011 after spending nearly the entire 2010 season with the big league club, including breaking camp for the first time in his career...posted his best defensive numbers, including a career-high 9 outfield assists...connected for the seventh inside-the-park home run in franchise history on June 9 vs. Braves...made his Major League debut in 2009 and was among the Majors' most productive rookies at the plate...made his debut on May 13 vs. Reds and homered in his first plate appearance, becoming the second D-back and 100th Major League player all-time to accomplish the feat...also collected a RBI in each of his first 5 games to become only the second player in the last 30 years with at least 1 RBI in each of his first 5 games... prior to 2009, played for his native Venezuela in the World Baseball Classic...in 2007 at Single-A South Bend, won the Midwest League batting title and was named to the league's end-of-season All-Star Team.

### 2010

- ◆ Broke camp on the Opening Day roster for the first time in his career and spent all but 10 days in the Majors...saw action in a career-high 133 games while compiling a .261 average (95-for-364) with 3 homers and 30 RBI.
- ◆ Defensively, set career highs with a .983 fielding percentage and 9 outfield assists, which ranked tied for sixth among NL outfielders...saw playing time at all three outfield spots with 76 games (63 starts) in left field, 7 games (3 starts) in center field and 36 games (27 starts) in right field.
- ◆ Primarily served as the fourth outfielder to begin the season until left fielder Conor Jackson went on the disabled list with a hamstring strain on April 19...made 14 starts in the outfield, including 12 in left field and 2 in right field, over an 18-game span from April 19-May 7.
- ◆ Was optioned to Triple-A Reno on May 8 when Jackson returned from the disabled list...hit safely in all 9 games (.417, 15-for-36) for the Aces from May 9-18 before being recalled on May 19.
- ◆ Started 10 games in the outfield during a 24-game span from May 19-June 13 prior to Jackson being traded to the Athletics on June 15...played in 90 of the club's final 98 games of the season after the trade, including 67 starts in the outfield.
- ◆ His first career inside-the-park home run (seventh in team history) was a 2-run blast in the eighth inning that propelled the D-backs to a 2-1 win on June 9 vs. Braves...the homer snapped a 312 at-bat homerless drought.
- ◆ Matched his career-high with 4 hits on July 8 vs. Marlins.
- ◆ Hit .313 (41-for-131) with 8 doubles, 2 triples, a homer and 10 RBI over his final 45 games from Aug. 11 through the end of the season.

### 2009

- ◆ Produced a solid rookie campaign after a mid-May promotion to the Majors, batting .290 with 5 home runs and 60 RBI in 120 games for the D-backs.
- ◆ Among NL rookies, ranked second with 132 hits, 60 RBI and 8 outfield assists; tied for second with 36 multi-hit games; tied for third with 8 triples; fourth with a .290 batting average and 184 total bases; tied for fifth with 59 runs scored and 21 doubles; seventh with 34 extra-base hits; ninth with a .404 slugging percentage; and 10th with a .324 on-base percentage and 5 stolen bases...among all rookies, ranked second in hits; tied for second in multi-hit games; third in RBI and outfield assists; tied for third in triples; fourth in batting average and total bases; tied for sixth in runs scored; tied for seventh in doubles; and 10th in extra-base hits.
- ◆ Entered the season ranked by *Baseball America* as the 88th-best prospect and 12th-best center field prospect in baseball...at season's end, ranked as having the Southern League's Best Outfield Arm.
- ◆ His .337 average (34-for-101) with runners in scoring position tied for 16th-best in the Majors.
- ◆ Hit .310 (110-for-355) against right-handers and posted a .305 average (60-for-197) in 54 games at Chase Field.
- ◆ Excelled in the clutch with a .367 average (72-for-196) with runners on base...his .135 increase ranked second in the Majors (min. 400 PA) behind San Diego's David Eckstein's .137 differential (.340 with runners on vs. .203 with bases empty).



- ◆ Opened season at Double-A Mobile, hitting safely in 22 of 29 games at a .361 clip (39-for-108) while reaching base via a hit or walk in 26 games and batting .442 (19-for-43) with a 1.331 OPS with runners on base.
- ◆ Selected from Mobile on May 13...at the time of his promotion, his .361 batting average was the fourth-highest in the Southern League while his .469 on-base percentage ranked second.
- ◆ Hit safely in his first 5 games from May 13-20 (game No. 1) at a .409 clip (9-for-22) with 2 triples, 1 home run and 7 RBI.
- ◆ Reached base via a hit or walk in his first 17 games, batting .319 (23-for-72) with a .367 on-base percentage and .486 slugging percentage.
- ◆ Reached base via a hit or walk in 23 of his first 25 home games, batting .324 (33-for-102) with .358 on-base and .520 slugging percentages.
- ◆ Homered in his first Major League plate appearance on May 13 vs. Reds, becoming the second D-back and 100th Major League player all-time to accomplish the feat.
- ◆ Collected a RBI in each of his first 5 games, joining the Expos' Mike Lansing (1993) to become only the second player in the last 30 years with at least 1 RBI in each of his first 5 games.
- ◆ Named the NL Rookie of the Month for May after hitting .319 (22-for-69) with a .360 on-base percentage and .493 slugging percentage over 16 games and leading all NL rookies with 3 triples and 16 RBI.
- ◆ Had a career-high 4 hits on July 4 @ Rockies and Aug. 6 @ Pirates.
- ◆ Had a career-best 4 RBI on July 26 vs. Pirates.
- ◆ Had a career-high 10-game hitting streak from July 29-Aug. 8, batting .442 (19-for-43) with .457 on-base and .558 slugging percentages.
- ◆ Had a walk-off, RBI single in the 10th inning of a 4-3 win on Aug. 15 vs. Dodgers.
- ◆ Hit a team-leading .314 (27-for-86) over his final 28 games from Sept. 1-Oct. 4.
- ◆ Played for Venezuela in the World Baseball Classic, hitting .111 (1-for-9) with 2 runs scored, 1 walk, 1 stolen base and a .311 OPS in 6 games.
- ◆ Following the season, played for Aguila del Zulia in the Venezuelan Winter League...in 18 games, hit .333 (24-for-72) with 3 doubles and 11 RBI.

## 2008

- ◆ Batted .286 with 22 doubles, 10 triples, 6 home runs and 28 stolen bases in a combined 123 games at Single-A Visalia and Double-A Mobile.
- ◆ At season's end, ranked by *Baseball America* as having the Southern League's Best Outfield Arm.
- ◆ Went 4-for-4 with a run scored and RBI on April 7 at Lake Elsinore.
- ◆ Hit safely in 13 straight games from May 7-21, batting .352 (19-for-54) with 7 runs scored, 4 doubles and 4 RBI...promoted to Double-A Mobile on May 31 and strung together a 7-game hitting streak from June 2-8, batting .385 (10-for-26)..
- ◆ Had a season-high 12-game hitting streak from July 8-26, batting .333 (14-for-42) with 9 runs scored and 8 RBI.

## 2007

- ◆ In a combined 134 games for Single-A South Bend and Single-A Advanced Visalia, batted .313 with 75 runs, 27 doubles, 5 triples, 8 home runs, 71 RBI and 26 stolen bases.
- ◆ Became the first player in South Bend's history to win the Midwest League's batting title with a .320 average...was also named to the Midwest League's end of season All-Star team.
- ◆ At season's end, ranked by *Baseball America* as the Midwest League's Best Batting Prospect and Best Outfield Arm.
- ◆ Was the Midwest League Player of the Week from June 4-10 and was later named the D-backs' organizational Player of the Month for June.
- ◆ Had an 18-game hit streak from April 14-May 3, batting .324 (24-for-74) with 3 doubles, a home run and 10 RBI.
- ◆ Hit 2 home runs on July 22 at Wisconsin.
- ◆ Promoted to Visalia on Aug. 7 and batted .284 in 24 games for the Oaks.

## 2006

- ◆ Ranked ninth in the Pioneer League with a .328 average despite tying for the league lead with 89 hits.
- ◆ Collected 30 multi-hit games, including seven 3-hit performances.
- ◆ Led all of Arizona's short season teams with 23 stolen bases.

## 2005

- ◆ Led the Dominican Summer League with a .384 average.

## PERSONAL

- ◆ Gerardo Enrique Parra.
- ◆ Graduated from Santa Barbara del Zulia, Venezuela, Liceo Francisco Pulgar.

## CAREER TRANSACTIONS

Aug. 30, 2004

Signed by the Arizona Diamondbacks as a non-drafted free agent.

## PARRA'S CAREER RECORD

YEAR	CLUB	AVG	G	AB	R	H	2B	3B	HR	RBI	SH	SF	HP	BB	SO	SB-CS	E
2005	Boca Chica	.384	64	237	53	91	14	5	6	45	0	3	6	22	25	26-10	4
2006	Missoula	.328	69	271	46	89	18	4	4	43	0	4	3	25	30	23-7	4
2007	South Bend	.320	110	444	64	142	25	4	6	57	1	5	8	30	51	24-8	10
	Visalia	.284	24	102	11	29	2	1	2	14	0	3	0	3	17	2-3	1
2008	Visalia	.301	50	196	26	59	8	4	2	19	1	1	3	23	31	12-4	4
	Mobile	.275	73	265	35	73	14	6	4	33	3	5	5	24	34	16-9	7
2009	Mobile	.361	29	108	23	39	3	1	3	12	0	0	0	22	13	7-4	1
	ARIZONA	.290	120	455	59	132	21	8	5	60	4	6	1	25	89	5-7	6
2010	ARIZONA	.261	133	364	31	95	19	6	3	30	3	1	2	23	76	1-0	1
	Reno	.417	9	36	8	15	4	0	1	7	1	0	1	2	5	3-1	4
Minor League Totals		.324	428	1659	266	537	88	25	28	230	6	21	26	152	206	113-46	30
Major League Totals		.277	253	819	90	227	40	14	8	90	7	7	3	48	165	6-7	10

## PARRA'S SINGLE-GAME BESTS

**HITS**  
 4.....3x (last: 7/8/10 vs. FLA)  
 3.....13x (last: 9/22/10 vs. COL)

**HOME RUNS**  
 1.....8x (last: 8/14/10 @ WSH)

**RBI**  
 4.....7/26/09 vs. PIT  
 3.....2x (last: 6/18/09 @ KC)

**RUNS**  
 3.....7/3/09 @ COL  
 2.....17x (last: 8/29/10 @ SF)

**HITTING STREAKS**  
 10.....July 29-Aug. 8, 2009  
 8.....July 4-11, 2009  
 7.....May 25-June 1, 2009  
 6.....May 13-20, 2009  
 5.....Aug. 31-Sept. 5, 2010

## FIELDING

YEAR	POS	G	PO	A	E	FPC
2009	OF	113	229	8	6	.975
2010	OF	113	233	9	4	.983
Totals		226	449	17	10	.979

## INSIDE THE PARK HOME RUNS (1)

GAME	PITCHER
6/9/10 vs. ATL	Peter Moylan



## JOE PATERSON

Left-handed Pitcher

47

**HEIGHT, WEIGHT:** 6-1, 210  
**BATS/THROWS:** Right/Left  
**OPENING DAY AGE:** 24  
**ML SERVICE:** None  
**SIGNED THROUGH:** 2011

**BORN:** May 19, 1986  
 Oakland, Calif.

**RESIDENCE:** McMinnville, Ore.

## CAREER HIGHLIGHTS

Paterson enters his first season with the D-backs after spending parts of 4 seasons in the San Francisco Giants' farm system...posted a 20-12 record and 2.64 ERA (64 ER in 218.0 IP) with 80 walks and 232 strikeouts in 175 games...has limited left-handed hitters to a .148 average (51-for-345) during his minor league career.

### 2010

- ♦ Split the season between Single-A San Jose and Triple-A Fresno, posting a 5-3 record and 3.03 ERA (22 ER in 65.1 IP) with 26 walks and 64 strikeouts in 53 games.
- ♦ Opened the season with Fresno...transferred to San Jose on May 3.
- ♦ Went 1-0 with a 0.82 ERA (1 ER in 11.0 IP) in 7 games with San Jose.
- ♦ Transferred back to Fresno on May 23...appeared in 46 games with the Grizzlies and went 4-3 with a 3.48 ERA (21 ER in 54.1 IP).
- ♦ Placed on the disabled list on June 4 with a neck strain...reinstated on June 11.
- ♦ Had his second stint on the disabled list from July 5-15 with a left forearm strain.
- ♦ Arizona Fall League notes

### 2009

- ♦ Spent the entire season with Double-A Connecticut...went 5-6 with a 1.96 ERA (15 ER in 69.0 IP) in 55 games.
- ♦ Collected a career-high 73 strikeouts as opponents hit just .197 (47-for-239) against him.
- ♦ Named a midseason Eastern League All-Star while appearing in the third-most games in the league.

### 2008

- ♦ Opened the season with Single-A Augusta and went 5-1 with a 2.30 ERA (8 ER in 31.1 IP) in 20 relief appearances.
- ♦ Struck out 37 with the GreenJackets while opponents hit just .204 (23-for-113) against him.

- ◆ Transferred to Single-A San Jose on May 25...limited the opposition to a .200 average (28-for-140) in 34 relief appearances with San Jose.

## 2007

- ◆ Split his first professional season between the Arizona League Giants and Single-A Salem-Keizer.
- ◆ Opened the season with AZL Giants and went 1-0 after not allowing a run over 5.0 innings (4 games).
- ◆ Transferred to Salem-Keizer on July 28.
- ◆ Also posted a 1-0 record in 9 games with the Volcanoes.

## PERSONAL

- ◆ Joseph M. Paterson.
- ◆ Married to Carley.
- ◆ Graduated from McMinnville (Ore.) High School...was an all-state second team selection as a senior.
- ◆ Attended Linfield (Ore.) College and Oregon State University...member of the Oregon State team that won the 2006 College World Series...posted a 11-7 record, 3.74 ERA and 3 saves in 53 games (18 starts) during his two seasons with the Beavers from 2006-07.

## CAREER TRANSACTIONS

July 5, 2007	Signed by the San Francisco Giants as their 10th-round selection in the 2007 First-Year Player Draft.
June 4-11, 2010	Disabled list (neck strain).
July 5-15, 2010	Disabled list (left forearm strain).
Dec. 9, 2010	Selected by the Arizona Diamondbacks in the Rule 5 Draft.

## PATERSON'S CAREER RECORD

YEAR	CLUB	W-L	ERA	G	GS	CG	SHO	SV	IP	H	R	ER	HR	HB	BB	SO	WP	BK
2007	AZL Giants	1-0	0.00	4	0	0	0	0	5.0	1	1	0	0	0	0	8	0	0
	Salem-Keizer	1-0	5.59	9	0	0	0	0	9.2	15	6	6	0	1	2	13	1	0
2008	Augusta	5-1	2.30	20	0	0	0	1	31.1	23	11	8	2	2	13	37	0	0
	San Jose	3-2	3.11	34	0	0	0	7	37.2	28	22	13	1	1	15	41	0	1
2009	Connecticut	5-6	1.96	55	0	0	0	10	69.0	47	18	15	3	3	24	69	1	3
2010	San Jose	1-0	0.82	7	0	0	0	1	11.0	9	2	1	0	0	2	15	1	0
	Fresno	4-3	3.48	46	0	0	0	2	54.1	55	28	21	2	3	24	49	3	1
Minor League Totals		20-12	2.64	175	0	0	0	21	218.0	178	88	64	8	10	80	232	6	5

## NON-ROSTER INVITEE



## WILY MO PENA

Outfielder

16

**HEIGHT, WEIGHT:** 6-3, 230

**BATS/THROWS:** Right/Right

**OPENING DAY AGE:** 24

**ML SERVICE:** 6 years, 101 days

**SIGNED THROUGH:** 2011

**BORN:** Jan. 23, 1982  
Laguna Salada, DR

**RESIDENCE:** Wesley Chapel, Fla.

## CAREER HIGHLIGHTS

Pena joins the D-backs after spending parts of seven Major League seasons with the Cincinnati Reds, Boston Red Sox and Washington Nationals...from 2004-07, his average of 1 home run-per-17.6 at-bats ranked 13th in the Majors among right-handed hitters with at least 1,200 at-bats...connected for the longest home run on record at the old Busch Stadium, a 492-foot shot on June 29, 2005.

## 2010

- ◆ Began playing for the Bridgeport Bluefish in the independent Atlantic League on May 30 and batted .310 with 8 home runs and 34 RBI in 39 games until signing a minor league contract with the Padres on July 20.
- ◆ Spent the remainder of the season with Triple-A Portland and hit .324 (46-for-142) with 6 doubles, 9 home runs and 34 RBI in 40 games.
- ◆ Hit .440 (22-for-50) with 18 runs scored, 3 doubles, 7 home runs and 16 RBI against left-handed pitchers...batted .365 (19-for-52) with 4 doubles, 2 home runs and 24 RBI with runners in scoring position.
- ◆ Collected a season-high 5 hits on July 25 @ Las Vegas...also matched his season-high with 4 RBI in that game.
- ◆ Had 2-homer games on Aug. 6 @ Omaha and Aug. 25 @ Tacoma.

## 2009

- ◆ Played in 41 games with Triple-A Buffalo and hit .276 (40-for-145) with 5 doubles, 5 home runs and 21 RBI before being released on June 22.
- ◆ Hit .316 (12-for-38) with 3 doubles, a home run and 7 RBI against left-handed pitchers.

- ♦ Strung together a 13-game hitting streak from May 25-June 7 over which he batted .327 (17-for-52).

## 2008

- ♦ Played in just 64 games due to various injuries during his first full season with the Nationals.
- ♦ Recorded 3 outfield assists and hit .205 (40-for-195) with 6 doubles, 2 home runs and 10 RBI.
- ♦ Opened the season on the disabled list with a left oblique strain...reinstated on April 13.
- ♦ Recorded 11 putouts on July 10 vs. D-backs, the most in a single game by any outfielder during the 2008 season...the 11 putouts, the last 2 of which came in the 10th inning, also established a new Nationals single-game record...became the first MLB outfielder to record 11 putouts in a game since the Mariners' Ichiro Suzuki on June 27, 2007 vs. Red Sox...the last National League outfielder to record 11 putouts was the Cubs' Juan Pierre on Aug. 15, 2006 @ Astros.
- ♦ Underwent successful season-ending left shoulder surgery performed by Dr. Tim Kremchek in Cincinnati, Ohio on July 22.

## 2007

- ♦ Combined to hit .253 (73-for-289) with 13 doubles, 13 home runs and 39 RBI in 110 games between the Red Sox and Nationals...hit .300 (37-for-112) with 4 home runs against left-handed pitchers.
- ♦ Opened the season with the Red Sox...hit .218 (34-for-156) with 9 doubles, a triple, 5 home runs and 17 RBI in 73 games with the Red Sox.
- ♦ Traded to the Nationals on Aug. 18...in 37 games with the Nationals, hit .293 (39-for-133) with 4 doubles, 8 home runs, 22 RBI, a .352 on-base percentage and .504 slugging percentage.
- ♦ Strung together a 34-game errorless streak (57 total chances) in left field.
- ♦ Recorded his eighth career 2-homer game on Sept. 10 @ Marlins.

## 2006

- ♦ Hit .301 (83-for-276) with 15 doubles, 2 triples, 11 home runs and 42 RBI in 84 games with the Red Sox after being acquired from the Reds on March 20.
- ♦ Made 73 starts, including 35 in right field, 25 in center field, 11 in left field and 2 as the designated hitter.
- ♦ Placed on the disabled list on May 28 and underwent surgery on June 1 for a fractured hamate bone in his left wrist...reinstated on July 18.
- ♦ Missed 8 games from Aug. 26-Sept. 2 with soreness in his left wrist and 5 games from Sept. 17-21 with right quadriceps tightness.
- ♦ Played winter ball for Aguilas Cibaenas in the Dominican Winter League.

## 2005

- ♦ Hit .254 (79-for-311) with 17 doubles, 19 home runs and 51 RBI in 99 games with the Reds.
- ♦ Batted .326 with 5 home runs and 11 RBI in April before missing 26 games from May 9-June 6 with a strained left quadriceps.
- ♦ Collected at least 1 extra-base hit in each of his first 9 starts.
- ♦ Hit .348 with 3 home runs and 10 RBI during a career-high 11-game hitting streak from June 24-July 5.
- ♦ On Willy Mo Pen Bobblehead Night on June 8 vs. Rays, hit a game-ending home run off Dany Baez to finish 3-for-5 with 2 home runs and 3 RBI.
- ♦ Plated a career-high 6 RBI on Aug. 21 vs. D-backs.
- ♦ Collected his first career sacrifice fly on Sept. 18 @ Pirates, which came in his 870th career plate appearance and 40th with a runner on third base and less than 2 outs.

## 2004

- ♦ Established career-highs with 26 home runs, 66 RBI, a .527 slugging percentage and 110 games with the Reds...ranked second on the team in home runs and fourth in RBI.
- ♦ Hit 9 home runs in a 15-game stretch from July 9-26 en route to being named NL Player of the Week for the period ending July 18...hit .500 (7-for-14) with 2 home runs and 6 RBI to earn the honor.
- ♦ Connected for his first 2 career grand slams on June 13 @ Indians and June 25 vs. Pirates.
- ♦ Played winter ball for Aguilas in the Dominican Winter League.

## 2003

- ♦ Appeared in 80 games (39 starts) with the Reds in his first full big league season...hit .218 (36-for-165) with 6 doubles, a triple, 5 home runs and 16 RBI...all of his home runs and 12 of his 16 RBI came in the month of September.
- ♦ Placed on the disabled list from July 5-29 with a strained right hamstring.
- ♦ Laid down his lone career sacrifice bunt on Sept. 12 @ Cubs.
- ♦ Played winter ball for Aguilas in the Dominican Winter League.

## 2002

- ♦ Made his big league debut as a September call-up with the Reds...in 13 games, hit .222 (4-for-18) with a home run and RBI.
- ♦ Became the first 20-year-old to appear in a game for the Reds since Gookie Dawkins in 1999.
- ♦ Collected a pinch-hit infield single off Kip Wells in his big league debut on Sept. 10 vs. Pirates.
- ♦ Made his first big league start on Sept. 12 vs. Cubs and drilled a solo home run off Steve Smyth.
- ♦ Suffered a torn left hamstring while playing in the Arizona Fall League and underwent surgery on Oct. 18 to repair the hamstring.

## 2001

- ♦ Collected 26 home runs and 26 stolen bases for Single-A Dayton...was 1 of 3 minor league players to record at least 25 home runs and 25 stolen bases.
- ♦ Named to the All-Star Futures Game, Midwest League All-Star Team, Topps Single-A All-Star Team and *Baseball America* All-Star Team.
- ♦ Led all Single-A players with 113 RBI and ranked second in the Midwest League in home runs...led all Reds minor league players in RBI.

## 2000

- ♦ Split the season between Single-A Greensboro and Short-Season Staten Island.
- ♦ Batted .205 (51-for-249) with 41 runs scored, 7 doubles, a triple, 10 home runs and 28 RBI in 67 games with Greensboro.
- ♦ Transferred to Staten Island on June 17.
- ♦ Helped guide Staten Island to the New York-Penn League championship after batting .301 (22-for-73) with a double, 2 triples and 10 RBI in 20 games before suffering a season-ending injury to the medial collateral ligament of his right knee in July.

## 1999

- ♦ Entered the season rated by *Baseball America* as the seventh-best prospect in the Yankees organization and was a member of Howe Sportsdata's All-Teen Team.
- ♦ Made his professional debut with Rookie-Level GCL...hit .247 (41-for-166) with 21 runs scored, 10 doubles, a triple, 7 home runs and 26 RBI in 45 games with the GCL Yankees.

## PERSONAL

- ♦ Wily Modesto Pena.
- ♦ Resides in Wesley Chapel, Fla.

## CAREER TRANSACTIONS

July 15, 1988	Signed by the New York Mets as a non-drafted free agent.
Feb. 26, 1999	Declared a free agent by Commissioner's Office as contract with the New York Mets was nullified.
April 5, 1999	Signed a 5-year Major League contract with the New York Yankees.
March 21, 2001	Traded to the Cincinnati Reds for INF Drew Henson and OF Michael Coleman.
March 20, 2006	Traded to the Boston Red Sox for RHP Bronson Arroyo and cash considerations.
Aug. 17, 2007	Traded to the Washington Nationals with cash considerations for player to be named later (INF/OF Chris Carter).
March 22, 2008	Signed a 1-year Major League contract with the Washington Nationals.
April 21, 2009	Signed a Non-First Year Minor League contract with the New York Mets.
July 20, 2010	Signed a Non-First Year Minor League contract with the San Diego Padres.
Dec. 1, 2010	Signed a Non-First Year Minor League contract with the Arizona Diamondbacks.

## PENA'S CAREER RECORD

YEAR	CLUB	AVG	G	AB	R	H	2B	3B	HR	RBI	SH	SF	HP	BB	SO	SB-CS	E
1999	GCL Yankees	.247	45	166	21	41	10	1	7	26	0	1	7	12	54	3-2	2
2000	Greensboro	.205	67	249	41	51	7	1	10	28	0	4	5	18	91	6-5	4
	Staten Island	.301	20	73	7	22	1	2	0	10	0	0	4	2	23	2-0	0
2001	Dayton	.264	135	511	87	135	25	5	26	113	0	4	17	33	177	26-10	9
2002	Chattanooga	.255	105	388	47	99	23	1	11	47	0	3	9	36	126	8-0	4
	CINCINNATI	.222	13	18	1	4	0	0	1	1	0	0	0	0	11	0-0	0
2003	Louisville	.373	14	51	16	19	3	0	4	14	0	1	3	5	13	0-0	2
	CINCINNATI	.218	80	165	20	36	6	1	5	16	1	0	3	12	53	3-2	4
2004	CINCINNATI	.259	110	336	45	87	10	1	26	66	0	0	6	22	108	5-2	14
2005	Louisville	.292	7	24	1	7	1	0	1	4	0	0	0	1	10	0-0	2
	CINCINNATI	.254	99	311	42	79	17	0	19	51	0	1	3	20	116	2-1	8
2006	Lowell	.167	2	6	1	1	0	0	0	0	0	0	0	0	1	0-0	0
	Pawtucket	.244	12	41	8	10	1	0	2	7	0	1	3	7	10	0-0	4
	BOSTON	.301	84	276	36	83	15	2	11	42	0	5	3	20	90	0-1	6
2007	BOSTON	.218	73	156	18	34	9	1	5	17	0	0	2	14	58	0-1	6
	WASHINGTON	.293	37	133	24	39	4	0	8	22	0	0	4	8	36	2-0	0
2008	Columbus	.000	1	2	0	0	0	0	0	0	0	0	0	0	2	0-0	0
	WASHINGTON	.205	64	195	10	40	6	0	2	10	0	1	0	10	48	0-1	6
2009	Buffalo	.276	41	145	12	40	5	0	5	21	0	2	0	5	28	0-0	2
2010	Portland	.324	40	142	28	46	6	0	9	34	0	1	1	15	45	0-1	4
Minor League Totals		.262	489	1798	269	471	82	10	75	304	0	17	49	134	580	45-18	30
American League Totals		.271	157	432	54	117	24	3	16	59	0	5	5	34	148	0-2	6
National League Totals		.246	403	1158	142	285	43	2	61	166	1	2	16	72	372	12-6	16
Major League Totals		.253	560	1590	196	402	67	5	77	225	1	7	21	106	520	12-8	22



## PENA'S SINGLE-GAME BESTS

**HITS**  
 4.....3x (last: 7/26/07 @ CLE)  
 3.....17x (last: 9/14/07 vs. ATL)

**HOME RUNS**  
 2.....8x (last: 9/10/07 @ FLA)

**RBI**  
 6.....8/21/05 vs. ARI  
 5.....8/8/04 @ COL  
 4.....8x (last: 7/26/07 @ CLE)

**RUNS**  
 3.....3x (last: 8/12/06 vs. BAL)

**HITTING STREAKS**  
 11.....June 24-July 5, 2005  
 9.....Aug. 6-15, 2006  
 7.....3x (last: April 29-May 6, 2006)  
 6.....5x (last: Sept. 8-14, 2007)

## FIELDING

YEAR	POS	G	PO	A	E	FPC
2002	LF	3	4	0	0	1.000
	RF	1	0	0	0	-
2003	3B	1	0	1	0	1.000
	LF	8	6	0	0	1.000
	CF	26	57	1	0	1.000
2004	RF	14	22	0	2	.917
	LF	1	0	0	0	-
	CF	46	143	5	3	.980
2005	RF	51	69	1	4	.946
	LF	10	12	0	2	.857
	CF	25	57	0	1	.983
2006	RF	50	92	2	1	.989
	LF	18	24	3	1	.964
	CF	27	59	0	0	1.000
2007	RF	39	63	2	2	.970
	LF	55	68	2	0	1.000
	CF	12	23	2	2	.926
2008	RF	37	45	0	1	.978
	LF	54	99	3	3	.971
	3B	1	0	1	0	1.000
Totals	LF	149	213	7	6	.973
	CF	136	339	8	6	.983
	RF	192	291	5	10	.967

## PINCH-HIT HOME RUNS (4)

GAME	PITCHER
5/30/04 @ MON.....	Tomo Ohka
6/25/04 vs. PIT.....	Mike Gonzalez
5/1/05 @ MIL.....	Doug Davis
5/19/07 vs. ATL.....	Macay McBride

## GRAND SLAMS (3)

GAME	PITCHER
6/13/04 @ CLE.....	Cliff Lee
6/25/04 vs. PIT.....	Mike Gonzalez
4/26/07 @ BAL.....	Chris Ray

## WALK-OFF HOME RUNS (1)

GAME	PITCHER
6/8/05 @ TB.....	Danys Baez

## NON-ROSTER INVITEE



## ROSSMEL PEREZ

Catcher

68

**HEIGHT, WEIGHT:** 5-9, 199  
**BATS/THROWS:** Switch/Right  
**OPENING DAY AGE:** 21  
**ML SERVICE:** None  
**SIGNED THROUGH:** 2011

**BORN:** Aug. 26, 1989  
 Guarena, Venezuela  
**RESIDENCE:** Guatire, Miranda,  
 Venezuela

## CAREER HIGHLIGHTS

Perez has caught an average of 45 games per season since joining the D-backs organization as a 16-year-old backstop in 2006...had his best offensive season in 2010 after posting career-highs with 17 extra-base hits, 42 runs scored and 43 RBI...owns a .986 career fielding percentage after committing just 29 errors in 2,051 total chances.

### 2010

- ◆ Drove in a career-high 43 RBI while batting .259 (89-for-343) in 98 games for Single-A Visalia.
- ◆ Collected a season-high 4 hits on May 2 @ Inland Empire.
- ◆ Batted at a .393 clip (11-for-28) during a season-long 9-game hitting streak from July 20-Aug. 1.
- ◆ Hit .318 (14-for-44) with 7 runs scored, 2 doubles, a home run and 7 RBI as the designated hitter.
- ◆ Plated 10 RBI in 10 at-bats with the bases loaded.

### 2009

- ◆ Established career-highs with 16 doubles and 29 runs scored in 97 games for Single-A South Bend.
- ◆ Batted .439 (18-for-41) with 3 doubles and 6 RBI during a career-long 11-game hit streak from April 28-May 12.
- ◆ Hit .291 (52-for-179) with 11 doubles, 25 RBI and 19 runs scored in 51 games at home.
- ◆ Hit .267 (44-for-165) with 6 doubles and 35 RBI with runners on base.
- ◆ Posted a .292 average (21-for-72) with 7 doubles and 8 RBI over 22 games in June.

### 2008

- ◆ Spent the entire season with Rookie-League Missoula.
- ◆ Collected 9 hits, 3 doubles and 2 RBI during a season-high 5-game hit streak from June 23-29.

- ◆ Recorded a season-high 3 hits on June 27.
- ◆ Hit .333 (10-for-30) with 3 doubles, 3 RBI and 3 runs scored over 9 games in June.

## 2007

- ◆ Posted a .306 average (34-for-111) with 4 doubles, a triple and 5 RBI in 39 games with the Dominican Summer League D-backs.
- ◆ Hit .353 (30-for-85) off right-handed pitching.
- ◆ Had a .328 average (20-for-61) with 3 doubles, a triple and 4 RBI in 22 games on the road.
- ◆ Collected a season-high 3 hits on Aug. 21 @ Indians.

## 2006

- ◆ Spent the entire season with the Dominican Summer League D-backs.
- ◆ Made his professional debut on June 3 @ Yankees.
- ◆ Had two multi-hit affairs: June 24 @ Dodgers and Aug. 23 @ Yankees.

## PERSONAL

- ◆ Rossmel Perez.

## CAREER TRANSACTIONS

Jan. 15, 2006

Signed by the Arizona Diamondbacks as a non-drafted free agent.

## PEREZ'S CAREER RECORD

YEAR	CLUB	AVG	G	AB	R	H	2B	3B	HR	RBI	SH	SF	HP	BB	SO	SB-CS	E
2006	DSL Diamondbacks	.155	32	71	7	11	2	0	0	5	1	1	6	10	12	0-1	2
2007	DSL Diamondbacks	.306	39	111	8	34	4	1	0	5	0	0	6	28	19	2-3	8
2008	Missoula	.243	43	144	15	35	8	0	0	11	1	0	1	16	13	0-0	5
2009	South Bend	.272	97	353	29	96	16	0	0	35	1	2	9	30	31	1-0	11
2010	Visalia	.259	98	343	42	89	12	0	5	43	1	5	2	33	47	1-4	5
Minor League Totals		.259	309	1022	101	265	42	1	5	99	4	8	24	117	122	4-8	31

## NON-ROSTER INVITEE



## P.J. PILITERE

Catcher

36

**HEIGHT, WEIGHT:** 6-0, 215  
**BATS/THROWS:** Right/Right  
**OPENING DAY AGE:** 29  
**ML SERVICE:** None  
**SIGNED THROUGH:** 2011

**BORN:** Nov. 23, 1981  
 San Dimas, Calif.  
**RESIDENCE:** Indio, Calif.

## CAREER HIGHLIGHTS

Pilittere joins the D-backs organization after spending parts of 7 seasons in the Yankees' farm system...has made an average of 56 appearances behind the plate in his career, including a career-high 97 games in 2007 when he led all Eastern League catchers with a .995 fielding percentage.

## 2010

- ◆ Played in just 22 games with Triple-A Scranton/Wilkes-Barre in the New York Yankees organization due to 4 separate stints on the disabled list.
- ◆ Placed on the disabled list on April 8 with a left thumb contusion...reinstated on May 6.
- ◆ Had his second stint on the disabled list from June 9-17 with a right shin contusion.
- ◆ Placed on the disabled list for the third time on July 1 with a left ankle sprain...reinstated on July 17.
- ◆ Also spent time on the disabled list from Aug. 6-Sept. 1 with a left elbow contusion.

## 2009

- ◆ Combined to hit .220 (40-for-182) with a home run and 17 RBI in 55 games with Scranton/Wilkes-Barre and Double-A Trenton.
- ◆ Had 3 separate stints on the disabled list: April 9-16 with a left thumb sprain; June 1-13 with a right oblique muscle strain and July 24-31 with a sprained right ankle.
- ◆ Opened the season with Scranton/Wilkes-Barre and hit .244 (21-for-86) with 6 doubles, a home run and 9 RBI in 28 games.
- ◆ Transferred to Trenton on Aug. 2.

## 2008

- ♦ Hit .277 (101-for-364) with 15 doubles, a triple, 3 home runs and 48 RBI in 97 games with Trenton.
- ♦ Hit left-handed pitchers at a .336 clip (38-for-113).
- ♦ Led the Eastern League after striking out just once every 11.38 at-bats...ranked 11th overall in the minors.
- ♦ Ranked fifth among all qualifying EL catchers with a 21.3% caught stealing rate (17-of-80).
- ♦ Named to the EL midseason All-Star team.

## 2007

- ♦ Hit .261 (91-for-348) with 16 doubles, 2 triples, 2 home runs and 34 RBI in 100 games with Trenton.
- ♦ Led all Eastern League catchers with a .995 fielding percentage after committing just 4 errors in 844 total chances...also led EL catchers with 97 games played.
- ♦ Made 2 appearances at first base.
- ♦ Hit .372 (27-for-79) when leading off an inning.

## 2006

- ♦ Hit .302 (88-for-291) with 14 doubles, 2 triples, 5 home runs and 38 RBI in 87 games with Single-A Tampa.
- ♦ Led all Florida State League catchers with a .995 fielding percentage after committing just 1 error in 587 total chances.
- ♦ Played for the Peoria Saguaros in the Arizona Fall League following the season and hit .394 (13-for-33) with 8 RBI.

## 2005

- ♦ Hit .250 (44-for-176) with 11 doubles, 4 home runs and 25 RBI in 53 games with Short-Season Single-A Staten Island.

## 2004

- ♦ Made his professional debut with Short-Season Single-A Staten Island.
- ♦ Hit .215 (26-for-121) with 6 doubles and 11 RBI in 34 games.

## PERSONAL

- ♦ Peter John (P.J.) Pilittere.
- ♦ Played collegiately at Cal-State Fullerton...named team captain in 2004 and helped lead his team to the College World Series...hit .351 with 18 doubles, 4 home runs and 49 RBI in 69 games during his senior season.
- ♦ Graduated from Bishop Amat High School in Walnut, Calif...garnered first-team All-Del Rey League and honorable mention All-San Gabriel Valley honors...was the starting catcher in the 1999 San Gabriel Valley All-Star Game.

## CAREER TRANSACTIONS

July 2, 2004	Signed by the New York Yankees as their 13th-round selection in the 2004 First-Year Player Draft.
July 7-21, 2006	Disabled list (left shoulder contusion).
Aug. 25-Sept. 1, 2007	Disabled list (right finger contusion).
July 24-Aug. 7, 2008	Disabled list (nose fracture).
April 9-16, 2009	Disabled list (left thumb sprain).
June 1-13, 2009	Disabled list (right oblique strain).
July 24-31, 2009	Disabled list (right ankle sprain).
April 8-May 6, 2010	Disabled list (left thumb contusion).
June 9-17, 2010	Disabled list (right shin contusion).
July 1-8, 2010	Disabled list (left ankle sprain).
Aug. 6-Sept. 1, 2010	Disabled list (left elbow contusion).

## PILITTERE'S CAREER RECORD

YEAR	CLUB	AVG	G	AB	R	H	2B	3B	HR	RBI	SH	SF	HP	BB	SO	SB-CS	E
2004	Staten Island	.215	34	121	9	26	6	0	0	11	1	0	3	3	18	1-1	1
2005	Staten Island	.250	53	176	18	44	11	0	4	25	3	4	8	12	17	0-0	5
2006	Tampa	.302	87	291	39	88	14	2	5	38	5	2	5	20	24	3-2	1
2007	Trenton	.261	100	348	43	91	16	2	2	34	1	7	6	26	42	0-1	4
2008	Trenton	.277	97	364	46	101	15	1	3	48	1	4	3	20	32	0-1	6
2009	Scranton/Wilkes-Barre	.244	28	86	8	21	6	0	1	9	1	2	1	3	9	0-0	2
	Trenton	.198	27	96	5	19	3	0	0	8	0	0	1	7	8	0-0	0
2010	Scranton/Wilkes-Barre	.357	22	56	6	20	4	0	1	5	0	0	1	5	13	0-1	1
Minor League Totals		.267	448	1538	174	410	75	5	16	178	12	19	28	96	163	4-6	20

# NON-ROSTER INVITEE



# A.J. POLLOCK

Outfielder

60

**HEIGHT, WEIGHT:** 6-1, 206  
**BATS/THROWS:** Right/Right  
**OPENING DAY AGE:** 23  
**ML SERVICE:** None  
**SIGNED THROUGH:** 2011

**BORN:** Dec. 5, 1987  
 Hebron, Conn.

**RESIDENCE:** Hebron, Conn.

## CAREER HIGHLIGHTS

Pollock enters Spring Training as a non-roster invitee despite missing the 2010 season due to an elbow injury...saw action in 62 games in centerfield with Single-A South Bend in 2009...entered his first professional season rated by *Baseball America* as the second-best pure college hitter in the 2009 Pre-Draft Best Tools Rankings.

## 2010

- ♦ Missed the entire season after suffering a right elbow fracture during Spring Training and being placed on the disabled list on April 8.
- ♦ Hit .389 (20-for-64) with 6 doubles and 9 RBI in 16 games with the Scottsdale Scorpions of the Arizona Fall League.

## 2009

- ♦ Rated by *Baseball America* as the second-best pure college hitter in the 2009 Pre-Draft Best Tools Rankings.
- ♦ Hit .308 (33-for-107) with 6 doubles, 3 triples, 3 homers and 22 RBI with runners on base.
- ♦ Hit .319 (15-for-47) with 3 doubles, a triple and 2 RBI against left-handed pitchers.
- ♦ Made his professional debut with Single-A South Bend on June 30 vs. West Michigan.
- ♦ Connected for his first career homer and plated 3 runs on July 15 vs. Kane County.
- ♦ Strung together two season-long 7-game hitting streaks, July 27-Aug. 2 and Aug. 30-Sept. 6.

## PERSONAL

- ♦ Allen Lorenz (A.J.) Pollock IV.
- ♦ Played collegiately at the University of Notre Dame...was an All-Big East first team outfielder in 2008 and 2009 and All-Big East third baseman in 2007...was Notre Dame's first back-to-back team MVP since Aaron Heilman (2000-01)...is the second player in school history to lead Notre Dame in hitting in three consecutive seasons.
- ♦ Graduated from RHAM High School in Hebron, Conn....named Gatorade Player of the Year and Connecticut state Player of the Year in 2006.

## CAREER TRANSACTIONS

June 23, 2009 Signed by the Arizona Diamondbacks as their first-round pick (17th overall) in the 2009 First-Year Player Draft.

April 8, 2010 Disabled list through remainder of season (right elbow fracture).

## POLLOCK'S CAREER RECORD

YEAR	CLUB	AVG	G	AB	R	H	2B	3B	HR	RBI	SH	SF	HP	BB	SO	SB-CS	E
2009	South Bend	.271	63	255	36	69	12	3	3	22	1	2	3	16	36	10-4	1
2010	Injured - did not play																
	Minor League Totals	.271	63	255	36	69	12	3	3	22	1	2	3	16	36	10-4	1



# J.J. PUTZ

Right-handed Pitcher

40

<b>HEIGHT, WEIGHT:</b>	6-5, 250	<b>BORN:</b>	Feb. 22, 1977
<b>BATS/THROWS:</b>	Right/Right		Trenton, Mich.
<b>OPENING DAY AGE:</b>	34		
<b>ML SERVICE:</b>	7 years, 22 days	<b>RESIDENCE:</b>	Peoria, Ariz.
<b>SIGNED THROUGH:</b>	2012, club option 2013		

ALL-STAR (1): 2007 (AL) • AL ROLAIDS RELIEF AWARD: 2007

## CAREER HIGHLIGHTS

Putz enters his first season with the D-backs after spending parts of 8 Major League seasons with the Seattle Mariners, New York Mets and Chicago White Sox...enters 2011 ranked ninth among all active relief pitchers with a 10.49 strikeouts per 9.0 innings average over the last 5 seasons (2006-10)...during same five-year period, his 6.82 hits allowed per 9.0 innings is the 10th fewest and 3.70 strikeout to walk ratio is 10th best among all relievers ...ranked fifth among all big league relievers with 76 saves from 2006-07, including a stretch of 31 consecutive saves from Sept. 30, 2006-July 20, 2007...also ranked third among AL relievers with 204 games played from 2005-07.

## 2010

- ◆ Tied for second in wins (7), tied for fourth in strikeout-to-walk ratio (4.33) and ranked fifth in strikeouts-per-9.0 innings (10.83) among AL relievers.
- ◆ Went 7-5 with a 2.83 ERA (17 ER in 54.0 IP) and 3 saves in 60 games in his first season with the White Sox.
- ◆ Established a career-high with 7 wins, while his 5 losses matched a career-high (also in 2005 and 2008).
- ◆ Had a club-record 27 consecutive scoreless appearances from May 17-July 28...the 27.0 scoreless innings pitched during the streak marked the 10th-longest in franchise history.
- ◆ Went 3-for-7 in save situations and totaled 14 holds, his most since recording 21 in 2005.
- ◆ Went 5-2 with a 1.59 ERA (6 ER in 34.0 IP) before the All-Star break...posted a 0.70 ERA (2 ER in 25.2 IP) on the road.
- ◆ Opponents hit just .204 (41-for-201), including a .164 clip (18-for-110) against right-handed hitters.
- ◆ Went 3-0 and did not allow a run as opponents hit just .080 (2-for-25) in Interleague play.
- ◆ Made his White Sox debut on April 5 vs. Indians with a scoreless inning of work.
- ◆ Appeared in back-to-back games for the first time on June 23-24 vs. Braves.
- ◆ His save on June 29 @ Royals was his first of more than 1.0 inning pitched since Sept. 22, 2007 @ Angels (1.1 IP).
- ◆ Went 4-0 and did not allow a run in June.
- ◆ Earned his 50th career hold on July 28 vs. Mariners.
- ◆ Suffered back-to-back blown saves on Aug. 14-15 vs. Tigers for the first time since July 25-Aug. 13, 2008, when he had 4 blown saves.
- ◆ Earned the win on Aug. 21 @ Royals despite recording his third straight blown save.
- ◆ Placed on the disabled list on Aug. 25 with right knee patella tendonitis...reinstated on Sept. 9.
- ◆ Had 6 scoreless outings to end the season (3.1 IP) but went 2-2 with a 6.17 ERA (8 ER in 11.2 IP) in his final 15 outings.

## 2009

- ◆ Appeared in just 29 games in his first season with the Mets before being sidelined with bone spurs in his right elbow.
- ◆ Went 1-4 with a 5.22 ERA (17 ER in 29.1 IP) and 2 saves.
- ◆ Held right-handed hitters to a .220 average (13-for-59).
- ◆ Earned his first save with the Mets on May 16 @ Giants after working a scoreless inning of relief.
- ◆ Picked up his first win with the Mets on April 17 vs. Brewers after tossing 2.0 scoreless innings.
- ◆ Missed 2 games after receiving a cortisone shot on May 14.
- ◆ Placed on the disabled list on June 5 with bone spurs in his right elbow...underwent arthroscopic surgery on June 9 to remove bone spurs from the back of his right elbow...procedure was performed by Dr. David Saltcheck and Dr. Struan Coleman.
- ◆ Tied for seventh in the NL with 10 holds at the time of his injury.
- ◆ Transferred to the 60-day disabled list on Aug. 6 and missed the remainder of the season.
- ◆ Compiled a 3.00 ERA (1 ER in 3.0 IP) with a save and 2 strikeouts in 3 games for the United States at the World Baseball Classic.

## 2008

- ◆ Went 6-5 with a 3.88 ERA (20 ER in 46.1 IP) and 15 saves in 47 games with the Mariners.
- ◆ Was 15-for-23 in save situations.
- ◆ Placed on the disabled list on April 2 with mild costochondritis (rib inflammation) on his right side...reinstated on April 22.
- ◆ Converted 6 of 8 save opportunities after returning from the disabled list.
- ◆ Had his second stint on the disabled list from June 13-July 22 with a hyperextended right elbow...made 3 rehabilitation appearances with the Rookie-League Mariners and Triple-A Tacoma.
- ◆ Went 4-2 with a 2.96 ERA (9 ER in 27.1 IP) and 8 saves over 27 appearances after returning from his second stint on the disabled list.



- ◆ Recorded back-to-back saves on Aug. 22 and Aug. 24 vs. A's, his first saves since June 9 vs. Blue Jays.
- ◆ Secured his 100th career save on Sept. 23 vs. Angels.

## 2007

- ◆ Established career-highs with a 1.38 ERA and 40 saves en route to earning his first All-Star nod.
- ◆ His ERA ranked second among all Major League relievers, while his 40 saves tied for fifth overall and second in the AL.
- ◆ Became just the 12th closer in Major League history (14th overall) to record more saves than hits allowed (37).
- ◆ Named the Mariners Most Valuable Player by the Seattle Chapter of the BBWAA and became the first Mariners pitcher to win the AL Rolaids Relief Man Award.
- ◆ Held lefties to a .148 average (19-for-128).
- ◆ Posted a 0.88 ERA (4 ER in 41.0 IP) before the All-Star break and a 2.05 ERA (7 ER in 30.2 IP) after the break.
- ◆ Named AL Pitcher of the Month for June after going 11-for-11 in save opportunities with a 0.59 ERA (1 ER in 15.1 IP) and 19 strikeouts.
- ◆ Established a Mariners record with 31 consecutive saves from Sept. 30, 2006-July 20, 2007.
- ◆ Set a then-career-high with 22.0 straight scoreless innings from June 4-July 20.

## 2006

- ◆ Led AL relievers with a career-high 104 strikeouts in his fourth season with the Mariners...the 104 strikeouts as a reliever tied for the second-most in baseball behind Takashi Saito (107) and Brad Lidge (104).
- ◆ Also set a career-high with 72 appearances.
- ◆ Compiled a 3-1 record and 2.30 ERA (16 ER in 62.2 IP) with 34 saves in 57 games from May 3-Oct. 1 after assuming closer duties.
- ◆ Had 11 scoreless outings from April 19-May 13 (11.2 IP).
- ◆ Converted 17 of his final 20 save opportunities and posted a 2.03 ERA (7 ER in 31.0 IP) during that span.

## 2005

- ◆ Spent his first full season in the Majors with the Mariners, going 6-5 with a 3.60 ERA (24 ER in 60.0 IP) and 21 holds in 64 games.
- ◆ Earned his first big league win on April 8 vs. Rangers after tossing a scoreless inning.
- ◆ Compiled a 0.87 ERA (1 ER in 10.1 IP) over his first 12 games from April 5-May 10.

## 2004

- ◆ Appeared in 54 games with the Mariners over 2 separate stints with the big league club...posted a 0-3 record and 4.71 ERA (33 ER in 63.0 IP) with 24 walks and 47 strikeouts.
- ◆ In 7 games with Triple-A Tacoma, owned a 4.32 ERA (4 ER in 8.1 IP) with 3 saves.
- ◆ Recalled on April 14...optioned back to Tacoma on April 17.
- ◆ Recalled for the second time on April 29.
- ◆ Did not allow a run over his first 10 outings (17.0 IP).
- ◆ Secured his first Major League save on Aug. 7 @ Rays with a perfect ninth inning.

## 2003

- ◆ Spent a majority of the season with Tacoma...posted a 2.51 ERA (24 ER in 86.0 IP) and 11 saves in 41 games.
- ◆ Had 2 stints with the big league club and did not allow a run over 3.2 innings of relief.
- ◆ Recalled on Aug. 7 and made his big league debut on Aug. 11 vs. Blue Jays, working 1.2 scoreless innings.
- ◆ Optioned back to Tacoma on Aug. 11 and was recalled for the second time on Sept. 2.
- ◆ Allowed 2 earned runs over 2.0 innings in 2 September appearances.

## 2002

- ◆ Combined to make 24 appearances between Double-A San Antonio and Tacoma and went 5-14 with a 3.72 ERA (57 ER in 138.0 IP).
- ◆ Opened the season on the disabled list with a right shoulder strain...reinstated on April 22.

## 2001

- ◆ Appeared in 27 games (26 starts) with San Antonio...went 7-9 with a 3.83 ERA (63 ER in 148.0 IP).

## 2000

- ◆ Spent the entire season with Single-A Wisconsin and went 12-6 with a 3.15 ERA (50 ER in 142.2 IP) and 3 complete games in 26 games (25 starts).
- ◆ Tied for third in the Midwest League in complete games.
- ◆ Tossed a 7.0 inning no-hitter on April 21 vs. Kane County.

## 1999

- ◆ Made his professional debut with Single-A Everett.
- ◆ Posted a 4.84 ERA (12 ER in 22.1 IP) in 10 games.

## PERSONAL

- ◆ Joseph J. (JJ.) Putz.
- ◆ He and his wife, Kelsey, have three children: Lauren, Kaelyn and Joseph.
- ◆ Graduated from Trenton (Mich.) High School in 1995...was a two-time All-State selection for baseball.

♦ Attended the University of Michigan.

### CAREER TRANSACTIONS

June 17, 1999	Signed by the Seattle Mariners as their sixth-round selection in the 1999 First-Year Player Draft.
April 4-22, 2002	Disabled list (strained right shoulder).
April 2-22, 2008	Disabled list (mild costochondritis on his right side).
June 12-July 20, 2008	Disabled list (hyperextended right knee).
Dec. 10, 2008	Traded to the New York Mets with OF Jeremy Reed and RHP Sean Greenin a three-team trade... the Mariners sent INF Luis Valbuena to the Cleveland Indians...the Mets sent INF Mike Carp, OF Ezequiel Carrera, OF Endy Chavez, RHP Maikel Cleto, RHP Aaron Heilman and LHP Jason Vargas to the Mariners...the Mets sent RHP Joe Smith to the Indians...the Indians sent Franklin Gutierrez to the Mariners.
June 5, 2009	Disabled list through remainder of season (bone spurs in right elbow).
Dec. 11, 2009	Signed by the Chicago White Sox as a free agent.
Aug. 25-Sept. 9, 2010	Disabled list (right knee patella tendonitis).
Dec. 10, 2010	Signed by the Arizona Diamondbacks as a free agent.

## PUTZ'S CAREER RECORD

YEAR	CLUB	W-L	ERA	G	GS	CG	SHO	SV	IP	H	R	ER	HR	HB	BB	SO	WP	BK
1999	Everett	0-0	4.84	10	0	0	0	2	22.1	23	13	12	2	2	11	17	0	1
2000	Wisconsin	12-6	3.15	26	25	3	2	0	142.2	130	71	50	4	9	63	105	8	0
2001	San Antonio	7-9	3.83	27	26	0	0	0	148.0	145	80	63	11	9	59	135	12	0
2002	San Antonio	3-10	3.64	15	15	1	1	0	84.0	84	41	34	7	5	28	60	5	0
	Tacoma	2-4	3.83	9	9	0	0	0	54.0	51	23	23	4	4	21	39	8	0
2003	Tacoma	0-3	2.51	41	0	0	0	11	86.0	69	30	24	4	3	34	60	3	0
	SEATTLE	0-0	4.91	3	0	0	0	0	3.2	4	2	2	0	0	3	3	0	0
2004	Tacoma	0-0	4.32	7	0	0	0	3	8.1	10	5	4	2	0	3	13	0	0
	SEATTLE	0-3	4.71	54	0	0	0	9	63.0	66	35	33	10	5	24	47	1	0
2005	SEATTLE	6-5	3.60	64	0	0	0	1	60.0	58	27	24	8	2	23	45	2	0
2006	SEATTLE	4-1	2.30	72	0	0	0	36	78.1	59	20	20	4	2	13	104	1	0
2007	SEATTLE	6-1	1.38	68	0	0	0	40	71.2	37	11	11	6	2	13	82	3	0
2008	SEATTLE	6-5	3.88	47	0	0	0	15	46.1	46	20	20	4	2	28	56	2	0
	+AZ Mariners	0-0	0.00	2	2	0	0	0	3.0	2	0	0	0	0	0	4	0	0
	+Tacoma	0-0	0.00	1	1	0	0	0	1.2	0	0	0	0	0	0	1	0	0
2009	NEW YORK-NL	1-4	5.22	29	0	0	0	2	29.1	29	18	17	1	0	19	19	1	0
2010	CHICAGO-AL	7-5	2.83	60	0	0	0	3	54.0	41	18	17	4	1	15	65	4	0
Minor League Totals		24-32	3.44	138	78	4	3	16	550.0	514	263	210	34	32	219	434	36	1
American League Totals		29-20	3.03	368	0	0	0	104	377.0	311	133	127	36	14	119	402	13	0
National League Totals		1-4	5.22	29	0	0	0	2	29.1	29	18	17	1	0	19	19	1	0
Major League Totals		30-24	3.19	397	0	0	0	106	406.1	340	151	144	37	14	138	421	14	0

+ Minor League injury rehab

### ALL-STAR GAME RECORD

YEAR	CLUB	W-L	ERA	G	GS	CG	SHO	SV	IP	H	R	ER	HR	HB	BB	SO	WP	BK
2007	San Francisco - AL	0-0	27.00	1	1	0	0	0	0.2	2	2	2	1	0	0	1	0	0
Totals		0-0	27.00	1	1	0	0	0	0.2	2	2	2	1	0	0	1	0	0

## PUTZ'S SINGLE-GAME BESTS

### STRIKEOUTS

5.....5/8/04 vs. NYY  
4.....4x (last: 5/29/10 @ TB)  
3.....29x (last: 8/21/10 @ KC)

### INNINGS PITCHED

4.0.....6/24/04 @ TEX  
3.0.....7/10/04 @ CWS  
3.0.....7/16/04 vs. CLE

### WINNING STREAKS

5.....Aug. 13-Sept. 28, 2007

### SAVE STREAKS

31.....Sept. 30, 2006-July 20, 2007

## FIELDING

YEAR	POS	G	PO	A	E	FPC
2003	P	3	1	0	0	1.000
2004	P	54	4	9	0	1.000
2005	P	64	4	13	0	1.000
2006	P	72	2	7	1	.900
2007	P	68	6	5	0	1.000
2008	P	47	1	7	1	.889
2009	P	29	4	5	0	1.000
2010	P	60	1	4	0	1.000
Totals		368	19	45	2	.970

## NON-ROSTER INVITEE



# CODY RANSOM

Infielder

1

<b>HEIGHT, WEIGHT:</b>	6-2, 190	<b>BORN:</b>	Feb. 17, 1976
<b>BATS/THROWS:</b>	Right/Right		Mesa, Ariz.
<b>OPENING DAY AGE:</b>	35		
<b>ML SERVICE:</b>	2 years, 147 days	<b>RESIDENCE:</b>	Gilbert, Ariz.
<b>SIGNED THROUGH:</b>	2011		

## CAREER HIGHLIGHTS

Ransom enters his first season with the D-backs after spending parts of 13 seasons in the San Francisco Giants, Texas Rangers, Chicago Cubs, Houston Astros, New York Yankees and Philadelphia Phillies' organizations...has seen action at all 4 infield positions at the Major League level in his career...entered the 2002 season ranked by *Baseball America* as the Giants' 10th-best prospect and the Pacific Coast League's best defensive shortstop.

### 2010

- ◆ Opened the season with Triple-A Lehigh Valley...named to the International League All-Star team.
- ◆ Hit a walk-off home run in the 10th inning on May 9 vs. Scranton.
- ◆ Hit .359 (14-for-39) over a season-high 11-game hitting streak from Aug. 13-24.
- ◆ Had his contract selected by the Phillies on July 3 and made the start at third base that night @ Pirates.
- ◆ Made 10 starts for the Phillies, including 6 at third base, 3 at first base and 1 at second base.
- ◆ Hit a game-tying, 2-run pinch-hit home run on July 9 vs. Reds.
- ◆ Designated for assignment on Aug. 5 and accepted the assignment to Lehigh Valley on Aug. 9.
- ◆ Hit .352 (31-for-88) with 13 RBI over his final 25 games with Lehigh Valley.

### 2009

- ◆ Split the season between the Yankees and Triple-A Scranton/Wilkes-Barre.
- ◆ Was the Yankees' Opening Day third baseman due to Alex Rodriguez being on the disabled list with a hip injury...marked the second time in his career he has made the Opening Day roster and his first start.
- ◆ Appeared in 31 games for the Yankees and made 18 starts at third base, 2 at shortstop and 1 each at second base and first base.
- ◆ Hit safely in a career-high 7 straight games from April 17-June 25, over which he batted .320 (8-for-25) with 6 RBI.
- ◆ Placed on the disabled list from April 25-June 23 with a strained right quad and had a 14-game rehab stint with Scranton/Wilkes-Barre.
- ◆ Designated for assignment on Aug. 5...cleared waivers and was outrighted to Scranton/Wilkes-Barre on Aug. 7.
- ◆ Elected free agency on Aug. 8 and signed a minor league contract with the Yankees on Aug. 10 to finish the season with Scranton/Wilkes-Barre.

### 2008

- ◆ Spent the majority of the season with Scranton/Wilkes-Barre and led the team with 108 hits, 24 doubles and 22 home runs.
- ◆ Finished second among all Yankees minor leaguers in home runs and fifth in RBI (71)...ranked sixth in the IL in home runs and ninth in RBI.
- ◆ Appeared in 60 games at third base, 49 games at shortstop, 5 games at second base and 4 games at first base with Scranton/Wilkes-Barre.
- ◆ Named to the midseason International League All-Star team.
- ◆ Had his contract selected by the Yankees on Aug. 15.
- ◆ Appeared in 33 games with the big league club, making 6 starts at shortstop, 3 at third base, 2 at first base and 1 at second base.
- ◆ Reached base safely in 8 of his 10 plate appearances from Aug. 17-Sept. 4, over which he hit .750 (6-for-8) with 2 doubles, 2 home runs, 6 RBI, a walk and hit-by-pitch.
- ◆ Connected for a 2-run home run in his first career plate appearance with the Yankees on Aug. 17 vs. Royals...became the 11th player in team history to homer in his first Yankees plate appearance in the expansion era (since 1961).
- ◆ Hit a 3-run home run in his second plate appearance as a Yankee on Aug. 22 @ Orioles...became the first Yankee to homer in his first 2 at-bats (or plate appearances) with the club in franchise history and the first player to homer in his first 2 at-bats with any club since Bronson Arroyo did so with the Reds in 2006 (Elias)...also became the first big league player to homer in each of his 2 plate appearances with any club since 2000 (Keith McDonald, Cardinals).
- ◆ Made the final putout in the history of the original Yankee Stadium at first base on Sept. 21 vs. Orioles.
- ◆ Had his first career multi-homer game on Sept. 26 @ Red Sox.
- ◆ Appeared in each of the team's final 6 games, making 5 starts at shortstop...hit .313 (5-for-16) with 2 RBI and 5 walks in that 6-game span.

### 2007

- ◆ Spent most of the season with Triple-A Round Rock and earned team MVP honors.

- ◆ Posted career-highs with 35 doubles, 28 home runs and 90 RBI.
- ◆ Finished fourth in the Pacific Coast League with 63 extra-base hits.
- ◆ Named PCL Hitter of the Week from July 30-Aug. 6 after posting a .387 average (12-for-31) with 10 runs scored, 6 home runs and 14 RBI.
- ◆ Connected for 2 homers, including a grand slam, on Aug. 1 vs. Colorado Springs.
- ◆ Had his contract selected by the Astros on Sept. 4 and made his Astros debut that night @ Brewers...marked his first big league appearance since Oct. 2004.
- ◆ Appeared in 19 of the team's final 24 games.

## 2006

- ◆ Began the season in the Mariners organization, but was traded to the Astros for cash on March 30.
- ◆ Assigned to Round Rock and spent the entire season with the Express.
- ◆ Finished second on the team with 21 home runs, third with 62 RBI and tied for fourth with 23 doubles.
- ◆ Connected for 2 home runs and had 5 RBI on July 13 @ New Orleans.
- ◆ Hit .550 (11-for-20) over a 6-game stretch from July 22 (game 2)-27.

## 2005

- ◆ Was a non-roster invitee to Cubs Spring Training before being traded to the Rangers on March 30.
- ◆ Assigned to Triple-A Oklahoma...collected 8 hits in his first 16 at-bats over his first 3 starts.
- ◆ Released by the Rangers on May 26...re-signed with the Cubs on May 27 and was assigned to Triple-A Iowa.
- ◆ Hit .234 (40-for-171) with 5 doubles, a triple, 2 home runs and 16 RBI in 65 games with Iowa.

## 2004

- ◆ Made the Giants' Opening Day roster...marked the first time in his career that he broke camp with the big league club.
- ◆ Optioned to Triple-A Fresno on April 23.
- ◆ Hit safely in 24 of his 36 games with the Grizzlies.
- ◆ Recalled on June 4 and spent the remainder of the season with the Giants.
- ◆ Recorded his first 3-hit game and had 4 RBI on Sept. 3 vs. D-backs.

## 2003

- ◆ Spent the majority of the season with Fresno.
- ◆ Finished second on the team with 12 home runs and third with 50 RBI.
- ◆ Named Fresno's Player of the Month for July after batting .318 (34-for-107) with 5 home runs and 18 RBI in 28 games.
- ◆ Appeared in 20 games with the Giants over 3 separate stints.
- ◆ Hit his first big league home run on Aug. 9 vs. Phillies.

## 2002

- ◆ Spent the entire season with Fresno.
- ◆ Finished fourth on the team with 46 RBI.
- ◆ Recalled by the Giants on Sept. 3 and hit .667 (2-for-3) with 2 runs scored, an RBI and walk in 7 games.
- ◆ Collected his first Major League hit and RBI in his first big league start on Sept. 29 @ Astros...first hit was a single off Roy Oswalt.

## 2001

- ◆ Led Fresno with 78 RBI.
- ◆ Finished fifth among all Giants minor leaguers with 23 home runs.
- ◆ Named to the Pacific Coast League All-Star team...was the starting shortstop for the U.S. team in the All-Star Futures Game on July 8 in Seattle.
- ◆ Recalled by the Giants on Sept. 1.
- ◆ Made his Major League debut as a pinch-hitter on Sept. 5 vs. D-backs.
- ◆ Played for Grand Canyon in the Arizona Fall League following the season.

## 2000

- ◆ Spent the entire season with Double-A Shreveport.
- ◆ Had a season-best 9-game hitting streak from May 29-June 6.

## 1999

- ◆ Combined to hit .259 (103-for-357) with 12 doubles, 6 triples, 13 home runs and 51 RBI in 113 games between Single-A Bakersfield and Shreveport.
- ◆ Opened the season with Bakersfield...finished tied for the team lead with 11 home runs, tied for second with 6 triples and third with 69 runs scored.
- ◆ Named Bakersfield's Player of the Month for July after hitting .327 (37-for-113) with 4 home runs and 16 RBI.
- ◆ Earned honorable mention on the California League's postseason All-Star team.
- ◆ Promoted to Shreveport on Aug. 17.

## 1998

- ◆ Made his professional debut with the Northwest League champion Rookie-Level Salem-Keizer.

- ◆ Led the team with 71 games played, 236 at-bats, 52 runs scored, 43 walks and 19 stolen bases.
- ◆ Finished second in the league with 12 doubles and 7 triples.
- ◆ Hit a team-leading .429 (3-for-7) with 3 RBI in 2 postseason games.

### PERSONAL

- ◆ Bryan Cody (Cody) Ransom.
- ◆ He and his wife, Ericka, have a daughter, Mackenzie, and son, Jordan.
- ◆ Played collegiately at South Mountain Community College, Mesa State College of Colorado and Grand Canyon University.
- ◆ Graduated from Chandler High School in Chandler, Ariz.

### CAREER TRANSACTIONS

June 4, 1998	Signed by the San Francisco Giants as their ninth-round selection in the 1998 First-Year Player Draft.
June 11-24, 1999	Disabled list (lower back strain).
Jan. 20, 2005	Signed by the Chicago Cubs as a minor league free agent.
March 30, 2005	Traded to the Texas Rangers for cash.
May 27, 2005	Signed by the Chicago Cubs as a minor league free agent.
Jan. 28, 2006	Signed by the Seattle Mariners as a minor league free agent.
March 30, 2006	Traded to the Houston Astros for cash.
Nov. 27, 2007	Signed by the New York Yankees as a minor league free agent.
April 25-June 23, 2009	Disabled list (strained right quadriceps).
Aug. 16-28, 2009	Disabled list (left thumb injury).
Sept. 10-17, 2009	Disabled list (right hamstring strain).
Dec. 14, 2009	Signed by the Philadelphia Phillies as a minor league free agent.
Nov. 19, 2010	Signed by the Arizona Diamondbacks as a minor league free agent.

## RANSOM'S CAREER RECORD

YEAR	CLUB	AVG	G	AB	R	H	2B	3B	HR	RBI	SH	SF	HP	BB	SO	SB-CS	E
1998	Salem-Keizer	.233	71	236	52	55	12	7	6	27	3	4	2	43	56	19-6	24
1999	Bakersfield	.275	99	356	69	98	12	6	11	47	1	1	8	54	108	15-8	30
	Shreveport	.122	14	41	6	5	0	0	2	4	1	2	1	4	22	0-0	3
2000	Shreveport	.200	130	459	58	92	21	2	7	47	3	3	0	40	141	9-3	25
2001	Fresno	.241	134	469	77	113	21	6	23	78	3	5	0	44	137	17-2	12
	SAN FRANCISCO	.000	9	7	1	0	0	0	0	0	0	0	0	0	5	0-0	0
2002	Fresno	.207	135	449	53	93	18	4	13	46	12	6	3	47	151	6-4	15
	SAN FRANCISCO	.667	7	3	2	2	0	0	0	1	0	0	0	1	1	0-0	0
2003	Fresno	.253	112	396	56	100	16	4	12	50	3	3	3	45	91	14-4	20
	SAN FRANCISCO	.222	20	27	7	6	1	0	1	1	0	0	0	1	11	0-0	1
2004	Fresno	.309	36	136	29	42	6	2	10	21	2	0	1	19	30	8-0	2
	SAN FRANCISCO	.250	78	68	13	17	6	0	1	11	3	0	1	6	20	2-2	5
2005	Oklahoma	.261	24	92	13	24	5	0	5	17	0	0	0	8	32	0-1	6
	Iowa	.234	65	171	22	40	5	1	2	16	0	2	1	14	56	6-0	4
2006	Round Rock	.247	122	380	64	94	23	1	21	62	2	2	4	54	103	2-1	18
2007	Round Rock	.260	135	503	75	131	35	0	28	90	1	3	4	52	131	21-5	6
	HOUSTON	.229	19	35	9	8	2	0	1	3	0	0	2	9	9	0-0	2
2008	Scranton/Wilkes-Barre	.255	116	423	69	108	24	3	22	71	2	2	4	50	115	9-5	12
	NEW YORK-AL	.302	33	43	9	13	3	0	4	8	1	0	1	6	12	0-0	3
2009	NEW YORK-AL	.190	31	79	11	15	9	1	0	10	0	0	0	7	25	2-0	4
	Scranton/Wilkes-Barre	.240	31	96	24	23	7	1	3	16	0	3	2	19	22	0-0	6
2010	Lehigh Valley	.261	110	394	58	103	25	1	18	63	1	4	4	40	108	5-2	23
	PHILADELPHIA	.190	22	42	6	8	0	0	2	5	1	0	0	3	11	1-0	1
Minor League Totals		.244	1334	4601	725	1121	230	38	183	655	34	40	37	533	1303	131-41	208
American League Totals		.230	64	122	20	28	12	1	4	18	1	0	1	13	37	2-0	7
National League Totals		.225	155	182	38	41	9	0	5	21	4	0	3	20	57	3-2	9
Major League Totals		.227	219	304	58	69	21	1	9	39	5	0	4	33	94	5-2	16



## RANSOM'S SINGLE-GAME BESTS

### HITS

3.....4x (last: 9/26/08 @ BOS)  
2.....12x (last: 7/29/10 vs. ARI)

### HOME RUNS

2.....9/26/08 @ BOS  
1.....7x (last: 7/27/10 vs. ARI)

### RBI

4.....9/3/04 vs. ARI  
3.....4x (last: 4/19/09 vs. CLE)

### RUNS

5.....9/20/07 @ STL  
3.....6/6/04 @ COL  
3.....9/26/08 @ BOS

### HITTING STREAKS

7.....April 17-June 25, 2009  
4.....Sept. 16-21, 2007  
4.....Aug. 7-13, 2003

## FIELDING

YEAR	POS	G	PO	A	E	FPC
2001	SS	6	0	4	0	1.000
2002	SS	3	3	3	0	1.000
2003	SS	12	9	17	1	.963
2004	2B	16	28	21	1	.980
	3B	1	0	0	1	.000
	SS	45	20	35	3	.948
	LF	1	0	0	0	-
2007	2B	3	3	3	0	1.000
	3B	2	1	1	0	1.000
	SS	12	16	21	2	.949
2008	1B	19	47	1	0	1.000
	2B	2	3	3	1	.857
	3B	4	1	6	0	1.000
	SS	9	12	22	2	.944
2009	1B	1	5	2	0	1.000
	2B	1	4	2	0	1.000
	3B	23	10	31	4	.911
	SS	3	2	5	0	1.000
2010	1B	3	15	1	0	1.000
	2B	6	5	6	0	1.000
	3B	9	6	9	1	.938
Totals	1B	23	67	4	0	1.000
	2B	28	43	35	2	.975
	3B	39	18	47	6	.915
	SS	90	62	107	8	.955
	LF	1	0	0	0	-

## PINCH-HIT HOME RUNS (2)

GAME	PITCHER
8/17/08 vs. KC.....	Jeff Fulchino
7/9/10 vs. CIN.....	Francisco Cordero



## RYAN ROBERTS

Infielder

14

**HEIGHT, WEIGHT:** 5-11, 186

**BATS/THROWS:** Right/Right

**OPENING DAY AGE:** 30

**ML SERVICE:** 1 year, 150 days

**SIGNED THROUGH:** 2011

**BORN:** Sept. 19, 1980

Fort Worth, Texas

**RESIDENCE:** Irving, Texas

## CAREER HIGHLIGHTS

Roberts enters his third season with the D-backs in 2011 after splitting time between Triple-A Reno and the big league club last season...has seen action at second base, third base and in the outfield...set career highs in every offensive category in 2009...has appeared in 164 games over parts of five seasons in the Majors with the Toronto Blue Jays (2006-07), Texas Rangers (2008) and D-backs (2009-10)...in 2005, was named to the Eastern League All-Star Team...in 2004, earned South Atlantic League All-Star honors.

## 2010

- ♦ Saw most of his playing time with the D-backs off the bench and was primarily used in the outfield, seeing action in 14 games (9 starts) in left field, and 1 game each at second base (start), third base (start) and in right field.
- ♦ Split time between Triple-A Reno and the big league club...in 94 games over 2 separate stints with the Aces, hit .265 (92-for-347) with 62 runs scored, 25 doubles, 2 triples, 11 home runs and 55 RBI while seeing action at catcher, second base, third base, shortstop, left field and designated hitter...led the team with 16 stolen bases, while finishing third in doubles and fourth in RBI.
- ♦ Hit .364 (24-for-66) when leading off an inning...hit left-handed pitchers at a .374 clip (34-for-91) with 10 doubles, a triple, 6 home runs and 24 RBI.
- ♦ Recalled from Reno on May 25...in his first stint with the D-backs, hit .176 (3-for-17) with a run scored, double and 3 RBI in 12 games.
- ♦ His walk-off, pinch-hit RBI single on June 4 vs. Rockies was the D-backs' first walk-off win this season...the following night, had a pinch-hit, 2-run double vs. Rockies.
- ♦ Optioned to Reno on June 21...hit .257 (48-for-187) with 35 runs scored, 12 doubles, a triple, 8 home runs and 29 RBI over 51 games in his second stint with the Aces.

- ◆ Hit .344 (31-for-90) with 23 runs scored, 7 doubles, a triple, 6 home runs and 20 RBI over 25 games in July.
- ◆ Recalled for the second time on Aug. 24.
- ◆ Hit his first home run of the season on Sept. 4 vs. Astros, a 3-run shot in the fifth inning that set a season-high for RBI.
- ◆ Collected his first multi-hit game of the season on Sept. 21 vs. Rockies, going 2-for-4 with a run scored, double and RBI.

## 2009

- ◆ Capitalized on the opportunity when inserted into the lineup, eventually becoming a regular, and set career highs in every offensive category.
- ◆ Made the Opening Day roster for the first time in his career.
- ◆ Saw action in 57 games (45 starts) at second base, 19 games (15 starts) at third base and 16 games (12 starts) in left field.
- ◆ Hit .325 (38-for-117) against lefties and posted a .310 average (45-for-145) in 56 games at Chase Field.
- ◆ His 5.4 grounded-into-double plays percentage was the fourth lowest in the NL.
- ◆ Hit .396 (19-for-48) with a .933 OPS in 21 games in May.
- ◆ Batted .352 (32-for-91) with a 1.003 OPS in 26 games in August.
- ◆ Made his D-backs debut with a sixth-inning, pinch-hit single on April 6 vs. Rockies.
- ◆ Made his first start for the D-backs, at third base, on April 19 @ Giants, his first start since May 27, 2007 @ Twins, also at third base, for Toronto.
- ◆ His pinch-hit, RBI single on April 22 vs. Rockies proved to be game-winner and was his first RBI of the season, second of his career and first since Aug. 2, 2006 @ Yankees.
- ◆ Had a career-high 6-game hit streak from May 26-31, batting .435 (10-for-23).
- ◆ Optioned to Reno on July 4 and hit .310 (13-for-42) with 1 double, 1 triple, 1 home run and 10 RBI as well as 6 walks, 7 stolen bases and a .848 OPS in 10 games for the Aces.
- ◆ Recalled from Triple-A Reno on July 20.
- ◆ Hit a solo homer on July 24 vs. Pirates, his second career home run with his first on Aug. 3, 2006 @ Yankees.
- ◆ Hit 5 home runs in 11 games from July 24-Aug. 5 after hitting 1 homer in his first 73 career games.
- ◆ Set career highs with 4 hits and 3 RBI and had his first career 2-homer game on Aug. 4 @ Pirates.
- ◆ Matched his career high with 4 hits on Aug. 23 @ Astros.
- ◆ Reached base in all 5 plate appearances with 2 hits and 3 walks on Aug. 25 @ Giants.
- ◆ Hit his first career leadoff homer on Aug. 26 @ Giants.
- ◆ Reached base via a hit or walk in 15 consecutive games from Aug. 22-Sept. 7, batting .327 (18-for-55) with .456 on-base and .455 slugging percentages.

## 2008

- ◆ Batted .300 for Triple-A Oklahoma and led the team in hits (136)...was also second in triples, third in at-bats (453), runs (71), doubles (28), RBI (66) and stolen bases (15).
- ◆ Tallied a career-high 7 RBI on 2 home runs, including a grand slam, on July 26 @ Colorado Springs.
- ◆ Saw action in 1 game for the Rangers, striking out in his only at-bat on July 29 vs. Mariners.
- ◆ Strung together a season-high 13-game hitting streak from Aug. 4-17, batting .385 (20-for-52) with 6 runs scored, 5 doubles and 6 RBI.
- ◆ Hit safely in 8 straight games from Aug. 22-30, batting .432 (16-for-37) with 6 multi-hit games, including a season-high 4 hits on Aug. 26 @ Round Rock.

## 2007

- ◆ Spent time with Toronto from April 17-27 and May 12-27...designated for assignment on May 30 and outrighted on June 1, spending rest of season with Triple-A Syracuse.
- ◆ Hit .400 (18-for-45) in his final 11 games for the Chiefs.
- ◆ Had a season-high 4 hits on Aug. 24 vs. Ottawa with 2 doubles and 3 RBI.
- ◆ Scored a run in 6 straight games from Aug. 25-30.

## 2006

- ◆ Had his first stint in the Major League with Toronto from July 30-Aug. 22.
- ◆ Made his big league debut on July 30 @ Athletics as a defensive replacement at second base, going 0-for-1.
- ◆ Notched his first big league hit in his first start on Aug. 3 @ Yankees, a fifth-inning solo homer off Cory Lidle.
- ◆ Hit .341 with 6 doubles, 6 homers, and 21 RBI in July to earn Toronto's Minor League Star of the Month honors.

## 2005

- ◆ Combined to hit .277 with 24 homers and 79 RBI between Single-A Dunedin and Double-A New Hampshire.
- ◆ Selected as Toronto's Minor League Star of the Month for July and August.
- ◆ Selected to participate in Eastern League All-Star Game on July 13 in Portland, Maine.
- ◆ Hit safely in 13 of 15 games from June 1-18, batting .411 (23-for-56) with 8 home runs, 24 RBI, and 14 runs.

## 2004

- ◆ Chosen as Toronto's organizational Player of the Month for April and was a South Atlantic League All-Star for his efforts in Single-A Charleston.
- ◆ Walked a career-high 5 times on May 26 vs. Kannapolis.

## 2003

- ◆ Finished second on Rookie-level Auburn in home runs (8).
- ◆ Tied for second in the New York-Penn League in runs scored (52).
- ◆ Reached base safely in 27 of 30 games from June 26-Aug. 4.

## PERSONAL

- ◆ Ryan Alan Roberts.
- ◆ He and his wife, Kim, have a daughter, Hudsyn.
- ◆ Graduated from L.D. Bell High in Hurst, Texas, where he played football and baseball.
- ◆ Attended the University of Texas at Arlington, majoring in kinesiology.
- ◆ Named Southland Conference Player of the Year and Hitter of the Year in 2003.

## CAREER TRANSACTIONS

June 5, 2003	Signed by the Toronto Blue Jays as their 18th-round selection in the 2002 First-Year Player Draft.
Nov. 21, 2007	Signed by the Texas Rangers as a free agent.
Nov. 6, 2008	Signed by the Arizona Diamondbacks to a minor league contract.

## ROBERTS' CAREER RECORD

YEAR	CLUB	AVG	G	AB	R	H	2B	3B	HR	RBI	SH	SF	HP	BB	SO	SB-CS	E
2003	Auburn	.278	66	248	52	69	10	3	8	36	0	2	4	35	63	7-3	10
2004	Charleston	.283	64	226	38	64	9	0	13	39	0	1	9	55	50	0-0	9
	Dunedin	.239	59	205	29	49	1	1	7	25	0	4	1	36	51	0-3	12
2005	Dunedin	.287	42	164	33	47	9	0	9	35	0	2	2	24	27	6-1	11
	New Hampshire	.272	92	338	54	92	19	3	15	44	1	1	4	55	94	5-1	5
2006	Syracuse	.273	98	362	44	99	28	1	10	49	6	3	2	30	86	5-3	11
	TORONTO	.077	9	13	1	1	0	0	1	1	0	0	0	1	4	0-0	0
2007	Syracuse	.249	100	337	46	84	16	1	12	47	2	3	2	55	85	1-2	17
	TORONTO	.077	8	13	2	1	0	0	0	0	0	0	1	2	7	0-0	1
2008	Oklahoma City	.300	130	453	71	136	28	8	10	66	1	6	2	67	78	15-3	20
	TEXAS	.000	1	1	0	0	0	0	0	0	0	0	0	0	1	0-0	0
2009	ARIZONA	.279	110	305	41	85	17	2	7	25	2	1	3	40	55	7-3	6
	Reno	.310	10	42	10	13	1	1	1	10	0	0	0	6	6	7-0	2
2010	Reno	.265	94	347	62	92	25	2	11	55	1	6	2	56	73	16-6	13
	ARIZONA	.197	36	66	8	13	4	0	2	9	1	1	0	3	17	0-0	0
Minor League Totals		.274	755	2722	439	745	146	20	96	406	11	28	28	419	613	62-22	110
American League Totals		.074	18	27	3	2	0	0	1	1	0	0	1	3	12	0-0	1
National League Totals		.264	146	371	49	98	21	2	9	34	3	2	4	43	72	7-3	6
Major League Totals		.251	164	398	52	100	21	2	10	35	3	2	4	46	84	7-3	7

PLAYERS

## ROBERTS' SINGLE-GAME BESTS

### HITS

- 4.....8/23/09 @ HOU  
4.....8/4/09 @ PIT  
3.....3x (last: 8/3/09 @ NYM)

### HOME RUNS

- 2.....8/4/09 @ PIT

### RBI

- 3.....8/4/09 @ PIT  
3.....9/4/10 vs. HOU  
2.....3x (last: 9/18/09 vs. COL)

### RUNS

- 2.....9x (last: 9/18/09 vs. COL)

### HITTING STREAKS

- 6.....May 26-31, 2009  
5.....Sept. 18-23, 2009  
4.....Aug. 28-Sept. 4

## FIELDING

YEAR	POS	G	PO	A	E	FPC
2006	2B	8	8	11	0	1.000
2007	2B	1	0	1	0	1.000
	3B	3	0	2	1	.667
	OF	1	3	0	0	1.000
2009	2B	57	99	117	2	.991
	3B	19	14	24	3	.927
	OF	16	22	0	1	.957
2010	2B	1	3	4	0	1.000
	3B	1	1	1	0	1.000
	LF	14	16	1	0	1.000
	RF	1	0	0	0	-
Totals	2B	67	110	133	2	.992
	3B	23	15	27	4	.913
	OF	32	41	1	1	.977

## LEAD-OFF HOME RUNS (1)

GAME	PITCHER
8/26/09 @ SF.....	Jonathan Sanchez

# NON-ROSTER INVITEE



## RAFAEL RODRIGUEZ

Right-handed Pitcher

48

**HEIGHT, WEIGHT:** 6-1, 195  
**BATS/THROWS:** Right/Right  
**OPENING DAY AGE:** 26  
**ML SERVICE:** 110 days  
**SIGNED THROUGH:** 2011

**BORN:** Sept. 24, 1984  
 Cotui, DR  
**RESIDENCE:** San Francisco de  
 Macori, DR

### CAREER HIGHLIGHTS

Rodriguez enters his second season in the D-backs organization after spending parts of nine seasons in the Los Angeles Angels organization prior to being traded in 2010...named the Angels' organization Pitcher of the Month for April 2006 with Double-A Arkansas and July 2003 with Single-A Cedar Rapids...garnered Midwest League All-Star honors in 2005 at Cedar Rapids.

#### 2010

- ◆ Acquired in a trade on July 25 with the Angels and saw action in 2 games with the D-backs before spending the remainder of the season with Triple-A Reno.
- ◆ Posted a 6.75 ERA (2 ER in 2.2 IP) and .333 opponents average with a walk and 2 strikeouts in 2 games with the D-backs...also saw big league action with the Angels, posting a 4.50 ERA (1 ER in 2.0 IP) and .143 opponents average with 2 walks and a strikeout in his lone appearance on June 14 vs. Brewers.
- ◆ Opened the season with Triple-A Salt Lake and in 2 stints with the Bees, went 5-3 with 10 saves, a 3.04 ERA (17 ER in 50.1 IP) and .219 opponents average with 15 walks and 30 strikeouts in 37 relief appearances...held lefties to a .210 average (17-for-81) with 2 walks and 12 strikeouts.
- ◆ Had 4 consecutive scoreless outings (4.1 IP) to open the season, including converting 3 straight save opportunities from April 10-14.
- ◆ Strung together 5 scoreless outings from May 31-June 11, allowing just 3 hits over 5.2 innings.
- ◆ Converted 2 saves and posted a 1.98 ERA (3 ER in 13.2 IP) and .184 opponents average with 5 walks and 9 strikeouts over 8 games in July.
- ◆ Traded to the D-backs with left-handed pitchers Joe Saunders, Patrick Corbin and Tyler Skaggs for right-handed pitcher Dan Haren on July 25.
- ◆ Played in 3 games with the Aces, posting a 3.38 ERA (2 ER in 5.1 IP) with a walk and strikeout before being recalled by the D-backs on Aug. 4...in 10 games over 2 separate stints with the Aces, went 0-2 with a save, 9.00 ERA (13 ER in 13.0 IP) and .286 opponents average with 6 walks and 7 strikeouts.
- ◆ Made his D-backs debut on Aug. 8 vs. Padres, allowing 2 runs on 3 hits with a strikeout over 2.0 innings...on Aug. 11 @ Brewers, tossed 0.2 scoreless innings with a hit batter, walk and strikeout.
- ◆ Optioned to Reno on Aug. 17.
- ◆ Tossed 1.1 scoreless innings to secure the save on Aug. 25 @ Las Vegas.

#### 2009

- ◆ Opened the season at Salt Lake and went 1-0 with 3 saves and a 1.85 ERA (7 ER in 34.0 IP) with 10 walks and 23 strikeouts in 22 relief appearances.
- ◆ Had his contract selected by the Angels on April 15...over 5 stints with the big league club, went 0-1 with a 5.58 ERA (19 ER in 30.2 IP) with 9 walks and 10 strikeouts.
- ◆ Made his Major League debut on April 15 @ Mariners, allowing a hit in 1.0 inning.
- ◆ Finished the season with 3 straight scoreless appearances, a span of 3.1 innings.

#### 2008

- ◆ Opened the season at Salt Lake...went 2-0 with a 6.28 ERA (10 ER in 14.1 IP) with 6 walks and 8 strikeouts in 9 games...converted 11 of 13 save opportunities.
- ◆ Transferred to Double-A Arkansas on May 12, and went 2-4 record with 11 saves and a 1.86 ERA (11 ER in 53.1 IP) with 11 walks and 48 strikeouts in 42 games.
- ◆ Recorded 7 saves in August while posting a 0.55 ERA (1 ER in 16.1 IP) and .107 opponents average with a walk and 15 strikeouts.

#### 2007

- ◆ Spent the entire season with Arkansas, going 0-6 with a 4.16 ERA (33 ER in 71.1 IP) with 30 walks and 42 strikeouts over 46 games.
- ◆ Made his lone start on June 28 @ Frisco in the second game of a doubleheader...allowed 2 runs on 2 hits with a walk and strikeout over 3.0 innings.
- ◆ Had 9 consecutive scoreless outings (13.1 IP) from July 19-Aug. 10...posted a 1.47 ERA (3 ER in 18.1 IP) with 5 walks and 14 strikeouts in 11 games during August.

#### 2006

- ◆ Opened the season with Single-A Rancho Cucamonga...went 3-0 with a 0.53 ERA (1 ER in 17.0 IP) with 2 walks and 20 strikeouts in 3 games...named California Pitcher of the Week for April 6-16.

- ◆ Promoted to Arkansas on April 22 and went 5-10 with a 6.63 ERA (98 ER in 133.0 IP) with 55 walks and 83 strikeouts over 24 starts with the Travelers.
- ◆ Named the Angels' Organization Pitcher of the Month for April after going a combined 3-1 with a 4.88 ERA (13 ER in 24.0 IP) with 6 walks and 20 strikeouts in 5 starts between Rancho Cucamonga and Arkansas.

## 2005

- ◆ Opened the season with Single-A Cedar Rapids and went 5-2 with a 2.78 ERA (32 ER in 74.1 IP) with 27 walks and 74 strikeouts in 13 starts.
- ◆ Named Midwest League Pitcher of the Week for June 6-12...selected to the Midwest League All-Star team.
- ◆ Struck out a season-high 9 batters on July 1 vs. Wisconsin.
- ◆ Promoted to Single-A Rancho Cucamonga on June 16...went 4-4 with a 6.75 ERA (54 ER in 72.0 IP) with 33 walks and 44 strikeouts over 14 starts with the Quakes...matched his season-high 9 strikeouts over a season-high tying 8.0 innings on Sept. 4 vs. Inland Empire.

## 2004

- ◆ Went a combined 1-7 with a 6.47 ERA (35 ER in 48.2 IP) with 24 walks and 48 strikeouts over 11 starts between Cedar Rapids and AZL Angels.
- ◆ Opened the season with Cedar Rapids...placed on the disabled list on April 21...made 4 rehab appearances with AZL Angels before being reinstated on July 21.
- ◆ Went 1-5 with a 6.48 ERA (24 ER in 33.1 IP) with 19 walks and 35 strikeouts in 7 starts with the Kernels.

## 2003

- ◆ Spent the entire season with Cedar Rapids...went 10-11 with a 4.31 ERA (69 ER in 144.0 IP) with 59 walks and 100 strikeouts in 26 starts, including his first career complete game shutout...led the team in games started, innings pitched and strikeouts.
- ◆ Named the Angels' Organization Pitcher of the Month for July.

## 2002

- ◆ Made his professional debut with AZL Angels...went 2-1 with a 3.99 ERA (17 ER in 38.1 IP) with 20 walks and 50 strikeouts in 8 starts.
- ◆ Promoted to Rookie-Advanced Provo Angels on Aug. 5 and posted a 1-1 record with a 5.96 ERA (17 ER in 25.2 IP) with 14 walks and 25 strikeouts over 6 starts to finish the season.

## PERSONAL

- ◆ Rafael Rodriguez Duran.
- ◆ Attended Liceo Fray Ramon Paneone (DR).

## CAREER TRANSACTIONS

July 20, 2001 Signed by the Los Angeles Angels as a non-drafted free agent.  
 July 25, 2010 Traded to the Arizona Diamondbacks with LHP Joe Saunders, LHP Patrick Corbin and LHP Tyler Skaggs for RHP Dan Haren.

## RODRIGUEZ'S CAREER RECORD

YEAR	CLUB	W-L	ERA	G	GS	CG	SHO	SV	IP	H	R	ER	HR	HB	BB	SO	WP	BK
2002	AZL Angels	2-1	3.99	8	8	0	0	0	38.1	37	19	17	4	5	20	50	3	0
	Provo	101	5.96	6	6	0	0	0	25.2	26	17	17	3	3	14	25	3	0
2003	Cedar Rapids	10-11	4.31	26	26	1	1	0	144.0	129	85	69	7	7	59	100	19	1
2004	Cedar Rapids	1-5	6.48	7	7	0	0	0	33.1	36	27	24	5	5	19	35	4	0
	+AZL Angels	0-2	6.46	4	4	0	0	0	15.1	18	12	11	1	2	5	13	2	0
2005	Cedar Rapids	5-2	2.78	13	13	0	0	0	74.1	61	24	23	5	4	27	74	2	1
	Rancho Cucamonga	4-4	6.75	14	14	0	0	0	72.0	84	58	54	11	1	33	44	11	0
2006	Rancho Cucamonga	3-0	0.53	3	3	0	0	0	17.0	15	1	1	0	1	2	20	0	0
	Arkansas	5-10	6.63	24	24	0	0	0	133.0	175	111	98	28	7	55	83	12	1
2007	Arkansas	0-6	4.16	46	1	0	0	0	71.1	79	36	33	6	3	30	42	8	0
2008	Salt Lake	2-0	6.28	9	0	0	0	0	14.1	20	12	10	2	0	6	8	1	0
	Arkansas	2-4	1.86	42	0	0	0	11	53.1	46	11	11	3	2	11	48	4	0
2009	Salt Lake	1-0	1.85	22	0	0	0	3	34.0	27	7	7	3	1	10	23	1	0
	LOS ANGELES-AL	0-1	5.58	18	0	0	0	0	30.2	47	22	19	4	1	9	10	1	0
2010	Salt Lake	5-3	3.04	37	0	0	0	10	50.1	41	19	17	5	0	15	30	2	0
	LOS ANGELES-AL	0-0	4.50	1	0	0	0	0	2.0	1	1	1	0	1	2	1	0	0
	Reno	0-2	9.00	10	0	0	0	1	13.0	16	15	13	3	0	6	7	4	0
	ARIZONA	0-0	6.75	2	0	0	0	0	2.2	4	2	2	1	1	1	2	0	0
Minor League Totals		41-51	4.62	271	106	1	1	25	789.1	810	454	405	86	41	312	602	76	3
American League Totals		0-1	5.51	19	0	0	0	0	32.2	48	23	20	4	2	11	11	1	0
National League		0-0	6.75	2	0	0	0	0	2.2	4	2	2	1	1	1	2	0	0
Major League Totals		0-1	5.60	21	0	0	0	0	35.1	52	25	22	5	3	12	13	1	0



## RODRIGUEZ'S SINGLE-GAME BESTS

### STRIKEOUTS

3.....5/25/09 vs. CWS  
2.....5/6/09 vs. TOR

### INNINGS PITCHED

3.2.....5/6/09 vs. TOR  
3.1.....8/23/09 @ TOR  
3.0.....4/24/09 vs. SEA  
3.0.....5/25/09 vs. CWS

## FIELDING

YEAR	POS	G	PO	A	E	FPC
2009	P	18	3	9	1	.923
2010	P	3	0	0	0	-
Totals		21	3	9	1	.923



## CARLOS ROSA

Right-handed Pitcher

49

**HEIGHT, WEIGHT:** 6-1, 195  
**BATS/THROWS:** Right/Right  
**OPENING DAY AGE:** 26  
**ML SERVICE:** 110 days  
**SIGNED THROUGH:** 2011

**BORN:** Sept. 24, 1984  
Cotui, DR

**RESIDENCE:** San Francisco de  
Macori, DR

## CAREER HIGHLIGHTS

Rosa enters his second season in the D-backs organization after spending parts of nine seasons in the Kansas City Royals organization... has seen action in 31 games out of the bullpen since making his big league debut in 2008...converted to reliever in 2009 after starting 100 of 109 games from 2002-08 in the minors... named the Royals' 2006 Minor League Pitcher of the Year and Single-A Burlington Pitcher of the Year after finishing fourth in the Midwest League with a 2.53 ERA...missed the 2005 season after having Tommy John surgery in 2004.

## 2010

- ◆ Set career-highs with 22 games, 20.0 innings pitched and 9 strikeouts after being acquired in a May 1 trade with the Royals.
- ◆ Stated the season with a 2-1 record, 3.65 ERA (5 ER in 12.1 IP) in 6 games for Triple-A Omaha.
- ◆ Recorded 13 saves and posted a 1.63 ERA (5 ER in 27.2 IP) with a .208 opponents average (20-for-96) and 31 strikeouts in 25 games over 2 separate stints with Triple-A Reno.
- ◆ In 22 relief appearances with the D-backs, went 0-2 with a 4.50 ERA (10 ER in 20.0 IP) and .286 opponents average with 12 walks and 9 strikeouts...posted a 2.53 ERA (3 ER in 10.2 IP) and .256 opponents average with 4 walks and 5 strikeouts over 11 games on the road...held righties to a .195 average (8-for-41) with 4 strikeouts.
- ◆ Recalled from Triple-A Reno on May 12 after having tossed 4.0 scoreless innings over 3 appearances with the Aces.
- ◆ Went 0-2 with a 6.75 ERA (10 ER in 13.1 IP), 9 walks and 8 strikeouts over 15 games in his first stint with the D-backs.
- ◆ Tossed career-high 2.0 perfect innings with 3 strikeouts On June 1 @ Dodgers .
- ◆ Optioned to Reno on June 30...converted 13 saves and posted a 1.90 ERA (5 ER in 23.2 IP) with 12 walks and 27 strikeouts in his second stint with the Aces.
- ◆ Secured 10 saves without allowing a run over 14.1 innings of work with 6 walks and 19 strikeouts during 12 games in August
- ◆ Recalled from Reno for the second time when the rosters expanded on Sept. 1.
- ◆ Finished the season with 7 consecutive scoreless outings from Sept. 7-Oct. 1, while holding the opposition to a .190 average (4-for-21) in those contests.

## 2009

- ◆ Converted from starter to reliever and had 7 saves and 80 strikeouts in 71.0 innings (10.14 strikeouts per 9.0-innings ratio)in 43 relief appearances at Triple-A Omaha.
- ◆ Dropped his first 6 decisions and proceeded to go 2-6 with 4 saves and a 5.16 ERA (26 ER in 45.1 IP) in 28 games during the first half of the season... went 0-2 with 3 saves and a 3.51 (10 ER in 25.2 IP) over 15 games in the second half.
- ◆ Recalled from Omaha on Sept. 5 and recorded his first Major League save in his first appearance on Sept. 10 vs. Tigers.

## 2008

- ◆ In a combined 19 starts at Double-A Northwest Arkansas and Omaha, went 8-5 with a 2.73 ERA (32 R-29 ER in 95.2 IP) and .231 opponents average with 19 walks and 86 strikeouts.
- ◆ Began the season at Northwest Arkansas and went 4-2 with a 1.20 ERA (8 R-6 ER in 45.0 IP) and .189 opponents average with 7 walks and 42 strikeouts in 8 starts.
- ◆ Promoted to Omaha on May 13 and in 11 starts, went 4-3 with a 4.09 ERA (24 R-23 ER in 50.2 IP) and .267 opponents average with 12 walks and 44 strikeouts.

- ◆ Recalled by the Royals on June 12 and made his Major League debut on June 14 @ D-backs, tossing a scoreless inning with 1 strikeout...made just 1 more appearance before being optioned to Omaha on June 22.
- ◆ Struggled with injuries the second half of the season for Omaha before being recalled to the big league club and placed on the 60-day disabled list on Sept. 2 with a right elbow strain.

## 2007

- ◆ Opened the season at Single-A Wilmington, owning a 0.39 ERA (1 ER in 23.0 IP) over 4 starts with the Blue Rocks before being optioned to Double-A Wichita on April 26.
- ◆ Won 3 consecutive decisions from July 22-Aug. 15, allowing just 1 earned run over 16.0 innings of work in those games.
- ◆ Posted a 2-0 record with a 0.83 ERA (2 ER in 21.2 IP) in August.
- ◆ Placed on the disabled list on Aug. 22 with a left oblique muscle strain.

## 2006

- ◆ Named the Royals' Minor League Pitcher of the Year after establishing career-highs with 27 games, 150.0 innings pitched, 8 wins and 115 strikeouts at Single-A Burlington and Double-A High Desert...also received Burlington Pitcher of the Year honors as his 2.53 ERA (39 ER in 138.2 IP) was fourth in the Midwest League.
- ◆ Collected a season-high 8 strikeouts on June 27 vs. Cedar Rapids.
- ◆ Tossed a complete game shutout on July 20 vs. Wisconsin.
- ◆ Posted a 1.82 ERA (8 ER in 39.2 IP) with 24 strikeouts in July.
- ◆ Transferred to Single-A High Desert on Aug. 16.

## 2005

- ◆ Missed the entire season following Tommy John surgery.

## 2004

- ◆ Opened the season with Burlington.
- ◆ Placed on the disabled list from May 9-Aug. 26 due to right arm tendinitis.

## 2003

- ◆ Spent the entire season with the Arizona League Royals and in 15 games, owned a 3.63 ERA (28 ER in 69.1 IP).
- ◆ Led the team with 69.1 innings pitched and 11 starts while finishing tied for the team lead with 54 strikeouts and tied for second with 5 wins.

## 2002

- ◆ Opened the season in the Dominican Summer League, making 1 start before being transferred on June 12.
- ◆ Played in 10 games for the Gulf Coast League Royals, collecting 11 strikeouts over 32.0 innings of work.

## PERSONAL

- ◆ Carlos Rosa.
- ◆ Resides in San Francisco de Macoris, DR.

## CAREER TRANSACTIONS

Nov. 29, 2001	Signed by the Kansas City as a non-drafted free agent.
Sept. 2-Nov. 14, 2008	Disabled list (right elbow strain).
May 1, 2010	Traded to the Arizona Diamondbacks for INF Rey Navarro.

## ROSA'S CAREER RECORD

YEAR	CLUB	W-L	ERA	G	GS	CG	SHO	SV	IP	H	R	ER	HR	HB	BB	SO	WP	BK
2002	GCL Royals	0-4	6.19	10	9	0	0	0	32.0	52	32	22	3	2	12	11	3	1
	DSL Royals	1-0	1.80	1	1	0	0	0	5.0	3	1	1	0	0	0	2	0	0
2003	AZL Royals	5-3	3.63	15	11	0	0	0	69.1	79	36	28	4	4	18	54	9	1
2004	ASZ Royals	0-0	4.91	4	4	0	0	0	11.0	14	6	6	1	1	9	8	2	2
	Burlington	0-5	4.67	8	8	0	0	0	34.2	41	24	18	1	2	17	23	0	0
2005									Injured - did not play									
2006	Burlington	8-6	2.53	24	24	1	1	0	138.2	121	50	39	6	7	54	102	4	3
	High Desert	0-1	7.15	3	3	0	0	0	11.1	20	12	9	1	1	4	13	0	0
2007	Wilmington	2-1	0.39	4	4	0	0	0	23.0	18	2	1	0	0	3	15	0	0
	Wichita	6-6	4.36	21	17	0	0	1	97.0	101	50	47	8	1	43	170	3	0
2008	Northwest Arkansas	4-2	1.20	8	8	0	0	0	45.0	30	8	6	2	0	7	42	3	0
	KANSAS CITY	0-0	2.70	2	0	0	0	0	3.1	3	1	1	0	0	0	3	0	0
	Omaha	4-3	4.09	11	11	0	0	0	50.2	51	24	23	3	0	12	44	3	1
2009	Omaha	2-8	4.56	43	0	0	0	7	71.0	69	40	36	6	1	32	80	6	0
	KANSAS CITY	0-0	3.38	7	0	0	0	1	10.2	10	4	4	1	0	3	4	0	0
2010	Omaha	2-1	3.65	6	0	0	0	0	12.1	13	5	5	2	1	7	10	1	0
	Reno	0-0	1.63	25	0	0	0	13	27.2	20	5	5	2	0	14	31	5	0
	<b>ARIZONA</b>	0-2	4.50	22	0	0	0	0	20.0	20	10	10	1	0	12	9	0	0
	Minor League Totals	34-40	3.52	183	100	1	1	21	628.2	632	295	246	39	20	232	505	39	8
	American League Totals	0-0	3.21	9	0	0	0	1	14.0	13	5	5	1	0	3	7	0	0
	National League Totals	0-2	4.50	22	0	0	0	0	20.0	20	10	10	1	0	12	9	0	0
	Major League Totals	0-2	3.97	31	0	0	0	1	34.0	33	15	15	2	0	15	16	0	0

## ROSA'S SINGLE-GAME BESTS

### STRIKEOUTS

3.....6/2/10 @ LAD  
 2.....4x (last: 5/23/10 vs. TOR)

### INNINGS PITCHED

3.0.....10/2/09 @ MIN  
 2.1.....6/20/08 vs. SF  
 2.0.....3x (last: 6/2/10 @ LAD)

## FIELDING

YEAR	POS	G	PO	A	E	FPC
2008	P	2	0	0	0	-
2009	P	7	0	0	0	-
2010	P	22	1	3	0	1.000
Totals		31	1	3	0	1.000

## HITTING TOTALS

YEAR	AVG	AB	H	HR	RBI
2008	-	0	0	0	0
2009	-	0	0	0	0
Totals	-	0	0	0	0



# JOE SAUNDERS

Left-handed Pitcher

34

<b>HEIGHT, WEIGHT:</b>	6-3, 210	<b>BORN:</b>	June 16, 1981
<b>BATS/THROWS:</b>	Left/Left		Springfield, Va.
<b>OPENING DAY AGE:</b>	29		
<b>ML SERVICE:</b>	4 years, 13 days	<b>RESIDENCE:</b>	Chandler, Ariz.
<b>SIGNED THROUGH:</b>	2011		

ALL-STAR (1): 2008 (AL)

## CAREER HIGHLIGHTS

Saunders enters his second season with the D-backs after being acquired from the Los Angeles Angels last season... established career-highs in strikeouts and innings pitched after reaching the 200.0 inning plateau for the first time in his career in 2010... from 2008-09, his 33-14 record was second in the American League only to Roy Halladay during that span, while his .702 winning percentage was third...selected to his first All-Star Game in 2008 after posting a 12-5 record prior to the break and went on to set career-highs with 17 wins, 3.41 ERA, 198.0 innings pitched and 103 strikeouts...also finished sixth in the AL in ERA and wins, while posting the best road-ERA (2.55) in the Majors in 2008.

## 2010

- ◆ Acquired in a trade with the Angels on July 25 and went on to post a 4.25 ERA (39 ER in 82.2 IP) and .293 opponents average with 19 walks and 50 strikeouts in 13 starts with the D-backs...went 6-10 with a 4.62 ERA (62 ER in 120.2 IP) in 20 starts with the Angels.
- ◆ Accumulated a combined career-high 114 strikeouts and 203.1 innings pitched, having worked at least 200.0 innings the first time in his career.
- ◆ Tossed 15 quality starts, his second-highest single-season total behind his 22 quality starts in 2008.
- ◆ Tossed at least 7.0 innings in 14 starts and went 8-3 with 1.65 ERA (20 ER in 109.0 IP) and .226 opponents average with 16 walks and 63 strikeouts in those contests...tossed at least 8.0 innings in 7 starts, surpassing last season's mark of 3 games, and went 6-0 with a 0.92 ERA (6 ER in 59.0 IP) and 2.05 opponents average with 8 walks and 28 strikeouts in those games.
- ◆ In his 9 victories, posted a 1.13 ERA (9 ER in 71.2 IP) and .209 opponents average with 12 walks and 37 strikeouts.
- ◆ Allowed 2 or fewer earned runs in 16 of his 33 starts, going 9-2 with 1.52 ERA (20 ER in 118.1 IP) and .231 opponents average with 24 walks and 68 strikeouts.
- ◆ Tossed his second-career complete game shutout, 4-0, on May 14 vs. Athletics... recorded his second complete game of the season on June 9 @ A's.
- ◆ Struck out a season-high 8 batters on June 26 vs. Rockies in a 4-2 victory...retired 10 of the final 11 batters he faced.
- ◆ Made his final start with the Angels on July 23 @ Rangers, taking the 1-0 loss despite allowing just 1 run on 7 hits with a walk over 7.0 innings.
- ◆ Acquired from the Angels on July 25 with pitchers Patrick Corbin, Rafael Rodriguez and Tyler Skaggs for RHP Dan Haren.
- ◆ Did not factor in the 3-2, extra-inning loss on July 29 @ Phillies in his D-backs debut despite allowing just 2 runs over 7.0 innings.
- ◆ Joined Curt Schilling as the only other D-backs pitcher to throw a complete game in his first home start with the D-backs after accomplishing the feat on Aug. 3 vs. Nationals.
- ◆ Snapped a career-long 4-game losing streak with a 7-2 win on Aug. 30 vs. Padres.
- ◆ Collected his first big league hit on Sept. 4 vs. Astros and finished 2-for-4 with his first career RBI and stolen base, snapping an 0-for-15 career skid...became the fourth D-backs pitcher to record a stolen base, joining Shawn Estes (2005), Brian Anderson (1998, 1999) and Jeff Suppan (1998).

## 2009

- ◆ Posted a 16-7 record and 4.60 ERA (95 ER in 186.0 IP) in a career-high-tying 31 starts...his 16 wins tied for seventh in the AL, while his .696 winning percentage was fourth-highest in the league.
- ◆ Was the Angels' Opening Day starter, tossing 6.2 innings in the 3-0 shutout victory vs. Athletics on April 6.
- ◆ Tossed his first career complete game shutout opposite Zach Greinke on May 9 vs. Royals...allowed 5 hits and a walk with 6 strikeouts in the 1-0 victory.
- ◆ Earned his 40th career victory on June 24 vs. Rockies...with a 40-19 record, set the mark for highest winning percentage (.678) at 40 wins in club history.
- ◆ Placed on the 15-day disabled list on Aug. 8 with irritation in his left shoulder and was reinstated on Aug. 26.
- ◆ Won his final 7 decisions (7-0, 2.55 ERA) after returning from the disabled list.

## 2008

- ◆ Posted a 17-7 record with a complete game and 3.41 ERA (75 ER in 198.0 IP) over 31 starts in his first full season in the Majors, establishing career-bests in all major categories, including wins, ERA, innings pitched and strikeouts (103)...among AL leaders, ranked sixth in ERA and wins and posted the best road-ERA (2.55) in the circuit....the Angels went 32-8 in his starts and 13-1 when he pitched at least 7.0 innings...pitched 8.0 or more innings in 6 starts...limited opponents to 3 earned runs or less 24 times.
- ◆ Became the first Angels left-hander to record 17 wins since Jarrod Washburn accomplished the feat in 2006.

- ◆ Became only the third Angel in club history to open a season 6-0 or better...teammate Ervin Santana became the fourth player to join the group, making them the eighth pair of teammates since 1920 to start 6-0 simultaneously...the duo also became just the second pair in Major League history to post 5-0 records-or-better in the month of April...joined Frank Tanana as the only pitchers in club history to go 5-0 in April.
- ◆ Allowed 3 consecutive home runs in the second inning on June 9 vs. Rays, becoming the first Angel to allow 3 straight home runs in an inning since Jason Dickson did so on April 18, 2000 @ Blue Jays.
- ◆ Tossed his first-career complete game in a 3-2 loss @ Rangers on July 8.
- ◆ Selected to his first All-Star Game...pitched the third inning in the AL's 4-3, 15-inning win at Yankee Stadium...became the Angels' first left-handed pitcher to be selected to the Midsummer Classic since Chuck Finley in 1996...also became the first Angel with 12 or more wins (12-5) at the All-Star break since 1991.
- ◆ Improved to 14-5 in the Angels' 9-2 win on July 20 @ Red Sox...no Angels' pitcher had won 14 games by the end of July since Chuck Finley and Mark Langston both won 14 in 1991.
- ◆ Posted 15.0 consecutive scoreless innings from Sept. 12-28, equaling the longest streak by an Angel in 2008 (Jon Garland).

## 2007

- ◆ Went 8-5 with a 4.44 ERA (53 ER in 107.1 IP) in 18 starts over 4 stints with the big league club.
- ◆ Finished 5-2 with a 3.71 ERA (21 ER in 51.0 IP) in 8 road starts.
- ◆ Limited opponents to 3 earned runs or less in 11 of his 18 starts.
- ◆ Went 2-0 with a 1.96 ERA (4 ER in 18.1 IP) in 3 starts in April...posted a 3-0 record and 2.97 ERA (10 ER in 30.1 IP) in 5 starts prior to the All-Star break.
- ◆ Matched his then-career-high with 7.2 innings pitched on Aug. 19 @ Red Sox.
- ◆ In 14 starts with Triple-A Salt Lake, went 4-7 with a 5.11 ERA (49 ER in 86.1 IP).

## 2006

- ◆ Named the Angels' Minor League Pitcher of the Year after striking out a then-career-high 97 batters and finishing third in the Pacific Coast League in ERA.
- ◆ Overall, went 7-3 with a 4.71 ERA (37 ER in 70.2 IP) in 13 starts with the Angels...among AL rookies, ranked tied for fourth in wins.
- ◆ Began the season at Triple-A Salt Lake City and compiled a 10-4 record with a complete game shutout and 2.67 ERA (40 ER in 134.2 IP) in 21 games (20 starts).
- ◆ Went 3-1 with a 1.77 ERA (7 ER in 35.2 IP) with 30 strikeouts over 5 starts in June to garner Organization Pitcher of the Month honors.
- ◆ Selected to participate in the Triple-A All-Star Game.
- ◆ Tossed his third career complete game shutout on May 24 vs. New Orleans, matching his season-high with 9 strikeouts.
- ◆ Recalled by the Angels on July 18 and posted his first career win that same day after holding the Indians to an earned run on 4 hits and 4 walks with 5 strikeouts over 7.0 innings...was optioned to Salt Lake following the game.
- ◆ Recalled for the second time on Aug. 1.
- ◆ Went 4-0 before dropping his first game on Aug. 16 @ Rangers...the loss snapped the Angels' all-time record streak of 13 consecutive wins by rookies before their first loss (Saunders had 4 wins, Jered Weaver had 8 wins and Dustin Moseley had 1 win in the streak).
- ◆ Struck out a career-high 8 batters on Sept. 19 @ Royals.

## 2005

- ◆ Went a combined 10-7 with 3 complete games, 2 shutouts and a 3.86 ERA (69 ER in 160.2 IP) in 27 starts between Double-A Arkansas and Salt Lake City to earn the Angels' Organization Pitcher of the Year honors.
- ◆ Opened the season with Arkansas and went 7-4 with 2 complete games, a shutout and 3.49 ERA (41 ER in 105.2 IP) in 18 starts with the Travelers.
- ◆ Tossed a complete game shutout on July 1 @ Tulsa, allowing just 1 hit while issuing 2 walks and striking out 6 in a 4-0 win.
- ◆ Posted a 2-0 record and 0.43 ERA (1 ER in 21.0 IP) in 3 starts in July, earning Organization Pitcher of the Month honors...also named Texas League Pitcher of the Week for June 27-July 3.
- ◆ Struck out a season-high 10 batters on July 12 @ San Antonio.
- ◆ Promoted to Salt Lake City on July 13 and went 3-3 with a 4.58 ERA (28 ER in 55.0 IP) over 9 starts.
- ◆ Tossed his second complete game shutout (7.0 innings) on July 23 vs. Las Vegas in the first game of a doubleheader.
- ◆ Recalled by the Angels on Aug. 16 and made his Major League debut the same day vs. Blue Jays...received a no-decision in a 4-3 loss after allowing 2 runs on 5 hits and 2 walks with 2 strikeouts over 7.1 innings.
- ◆ Optioned to Salt Lake City on Aug. 17 and made 3 starts for the Stingers before being recalled for his second stint with the big league club on Sept. 6.
- ◆ Made his second start, receiving a no-decision in a 10-9 loss, on Sept. 14 @ Mariners.

## 2004

- ◆ Opened the season at Single-A Rancho Cucamonga and went 9-7 with a 3.41 ERA (40 ER in 105.2 IP) in 19 starts...struck out 76 while issuing only 23 walks while with the Quakes.
- ◆ Promoted to Double-A Arkansas on July 21...went 4-3 with a 5.77 ERA (25 ER in 39.0 IP) over 8 starts with the Travelers.

## 2003

- ◆ Missed the entire season due to fraying of the labrum in his left shoulder.



## 2002

- ♦ Began his first professional season at Rookie-Level Provo, going 2-1 with a 3.62 ERA (13 ER in 32.1 IP) over 8 starts...allowed only 1 home run on 40 hits.
- ♦ Promoted to Single-A Cedar Rapids on Aug. 5 and went 3-1 with a 1.88 ERA (6 ER in 28.2 IP) in 5 starts...struck out 27 while issuing only 9 walks and held opponents to a .168 batting average.

## PERSONAL

- ♦ Joseph Francis (Joe) Saunders III.
- ♦ He and his wife, Shanel, have two daughters, Mattea, and Avellina.
- ♦ Played at Virginia Tech University...owned 27-7 career record for the Hokies.
- ♦ Received special dispensation from MLB Commissioner Bud Selig to wear a Virginia Tech hat during the April 20, 2007 game against the Seattle Mariners in honor of the victims of the Virginia Tech massacre...also wore the initials "VT" on his cleats and drew the Virginia Tech logo on the back of the pitcher's mound before the start of the game. he recorded the win after pitching 6.0 shutout innings in the Angels' 8-4 victory.

## CAREER TRANSACTIONS

June 10, 2002	Signed by the Los Angeles Angels as their first-round selection (12th overall) in the 2002 First-Year Player Draft.
Aug. 8-26, 2008	Disabled list (left shoulder irritation).
July 25, 2010	Traded to the Arizona Diamondbacks with LHP Patrick Corbin, RHP Rafael Rodriguez and LHP Tyler Skaggs for RHP Dan Haren.

## SAUNDERS' CAREER RECORD

YEAR	CLUB	W-L	ERA	G	GS	CG	SHO	SV	IP	H	R	ER	HR	HB	BB	SO	WP	BK
2002	Provo	2-1	3.62	8	8	0	0	0	32.1	40	19	13	1	1	11	21	3	0
	Cedar Rapids	3-1	1.88	5	5	0	0	0	28.2	16	7	6	2	2	9	27	2	0
2003									Injured - Did not play									
2004	Rancho Cucamonga	9-7	3.41	19	19	0	0	0	105.2	106	49	40	13	5	23	76	5	1
	Arkansas	4-3	5.77	8	8	0	0	0	39.0	51	26	25	5	5	14	25	2	0
2005	Arkansas	7-4	3.49	18	18	2	1	0	105.1	107	52	41	9	3	32	80	2	0
	Salt Lake	3-3	4.58	9	9	1	1	0	55.0	65	38	28	3	1	21	29	1	0
	LOS ANGELES-AL	0-0	7.71	2	2	0	0	0	9.1	10	8	8	3	0	4	4	1	0
2006	Salt Lake	10-4	2.67	21	20	1	1	0	134.2	117	44	40	12	3	38	97	2	0
	LOS ANGELES-AL	7-3	4.71	13	13	0	0	0	70.2	71	42	37	6	1	29	51	2	1
2007	LOS ANGELES-AL	8-5	4.44	18	18	0	0	0	107.1	129	56	53	11	1	34	69	3	0
	Salt Lake	4-7	5.11	14	14	0	0	0	86.1	89	53	49	10	1	20	84	6	0
2008	LOS ANGELES-AL	17-7	3.41	31	31	1	0	0	198.0	187	82	75	21	6	53	103	3	0
2009	LOS ANGELES-AL	16-7	4.60	31	31	1	1	0	186.0	202	102	95	29	6	64	101	5	1
2010	LOS ANGELES-AL	6-10	4.62	20	20	2	1	0	120.2	135	70	62	14	1	45	64	3	0
	<b>ARIZONA</b>	3-7	4.25	13	13	1	0	0	82.2	97	50	39	11	4	19	50	3	0
	Minor League Totals	42-30	3.71	102	101	4	3	0	587.2	591	288	242	55	21	168	439	23	1
	American League Totals	54-32	4.29	115	115	4	2	0	692.0	734	360	330	84	15	229	392	17	2
	National League Totals	3-7	4.25	13	13	1	0	0	82.2	97	50	39	11	4	19	50	3	0
	Major League Totals	57-39	4.29	128	128	5	2	0	774.2	831	410	369	95	19	248	442	20	2

YEAR	CLUB	W-L	ERA	G	GS	CG	SHO	SV	IP	H	R	ER	HR	HB	BB	SO	WP	BK
2008	LAA vs. BOS	0-0	7.71	1	1	0	0	0	4.2	5	4	4	0	1	4	2	0	0
Totals		0-0	7.71	1	1	0	0	0	4.2	5	4	4	0	1	4	2	0	0

YEAR	CLUB	W-L	ERA	G	GS	CG	SHO	SV	IP	H	R	ER	HR	HB	BB	SO	WP	BK
2009	LAA vs. NYY	0-1	4.35	2	2	0	0	0	10.1	13	5	5	1	0	6	5	0	0
Totals		0-1	4.35	2	2	0	0	0	10.1	13	5	5	1	0	6	5	0	0

YEAR	CLUB	W-L	ERA	G	GS	CG	SHO	SV	IP	H	R	ER	HR	HB	BB	SO	WP	BK
2008	New York - AL	0-0	0.00	1	0	0	0	0	1.0	1	0	0	0	0	0	0	0	0
Totals		0-0	0.00	1	0	0	0	0	1.0	1	0	0	0	0	0	0	0	0

## SAUNDERS' SINGLE-GAME BESTS

### STRIKEOUTS

9.....9/28/08 vs. TEX  
8.....2x (last: 6/26/10 vs. COL)  
7.....4x (last: 9/21/10 vs. COL)

### INNINGS PITCHED

9.0.....4x (last: 8/3/10 vs. WSH)  
8.1.....3x (last: 9/21/09 vs. NYY)  
8.0.....9x (last: 9/21/10 vs. COL)

### COMPLETE GAMES

5x (last: 8/3/10 vs. WSH)

### SHUTOUTS

2x (last: 5/14/10 vs. OAK)

### WINNING STREAKS

7.....Aug. 26-Oct. 4, 2009  
6.....April 11-Aug. 7, 2007  
6.....April 2-May 4, 2008

## FIELDING

YEAR	POS	G	PO	A	E	FPC
2005	P	2	0	0	0	-
2006	P	13	1	10	0	1.000
2007	P	18	3	14	0	1.000
2008	P	31	8	33	0	1.000
2009	P	31	7	24	1	.969
2010	P	33	6	46	1	.981
Totals		128	25	127	2	.987

## HITTING TOTALS

YEAR	AVG	AB	H	HR	RBI
2008	.000	3	0	0	0
2010	.083	24	2	0	1
Totals	.074	27	2	0	1



## KONRAD SCHMIDT

Catcher

33

**HEIGHT, WEIGHT:** 5-10, 227  
**BATS/THROWS:** Right/Right  
**OPENING DAY AGE:** 26  
**ML SERVICE:** 21 days  
**SIGNED THROUGH:** 2011

**BORN:** Aug. 2, 1984  
Santa Rosa, Calif.  
**RESIDENCE:** Petaluma, Calif.

## CAREER HIGHLIGHTS

Schmidt enters his first season on the D-backs' 40-man roster after joining the big league club in September last season... led Double-A Mobile in a number of offensive categories in 2010 and was named to the Southern League midseason All-Star Team...led the organization in average while establishing career-highs in hits, doubles, homers and RBI in 2009.

## 2010

- ◆ Became the eighth D-back in 2010 and 96th all-time to make his big league debut when he was called up in September after having spent the entire season with Double-A Mobile.
- ◆ In 107 games with the BayBears, hit .315 (124-for-394) with 48 runs scored, 30 doubles, 3 triples, 11 home runs and 65 RBI...his batting average ranked third among all D-backs' minor leaguers...he led the BayBears in batting average, slugging percentage (.490) and OPS (.863), while finishing second in doubles, home runs, RBI and total bases (193).
- ◆ Led the Southern League with 10 intentional walks, while his slugging percentage was third and his batting average was fourth.
- ◆ Hit .345 (40-for-116) with 18 runs scored, 16 doubles, a triple, 2 home runs and 15 RBI against left-handed pitchers, while posting a .302 average (84-for-278) with 30 runs scored, 14 doubles, 2 triples, 9 home runs and 50 RBI against right-handed pitchers.
- ◆ Hit .318 (41-for-129) with 8 doubles, 2 triples, 3 home runs and 52 RBI with runners in scoring position.
- ◆ Hit .342 (27-for-79) with 7 runs scored, 10 doubles and 9 RBI in 24 games in July.
- ◆ Named to the Southern League Midseason All-Star Team.
- ◆ Finished the season with a 12-game home hitting streak that began on Aug. 10 (.419, 18-for-43).
- ◆ In 4 Southern League playoff games, hit .286 (4-for-14) with 3 runs scored, a double, home run and 2 RBI.
- ◆ Selected from Double-A Mobile on Sept. 13 and made his Major League debut that same day @ Reds, drawing a pinch-hit walk in the ninth inning.
- ◆ Made his first career start and collected his first big league hit with a second-inning single on Oct. 1 @ Dodgers...also got the starting nod behind the plate for the final game of the season on Oct. 3 @ Dodgers.

## 2009

- ◆ Led the D-backs farm system with a .309 average (132-for-427) for Single-A Advanced Visalia and Triple-A Reno while setting career-highs with 132 hits, 30 doubles, 9 homers and 54 RBI.
- ◆ Led Visalia with a .304 batting average and a .443 slugging percentage...his batting average ranked 10th in the California League.
- ◆ Recorded a season-high 4 hits on July 7, July 21 and Aug. 25.
- ◆ Posted a .356 average (77-for-216) with 17 doubles, a triple, 6 homers and 33 RBI after the All-Star break.
- ◆ Promoted to Reno on Aug. 30 and hit .438 (7-for-16) with 2 doubles and 4 RBI in 5 games with the Aces.

## 2008

- ◆ Opened the season at Single-A South Bend.
- ◆ Hit .333 (13-for-39) with 5 doubles and 4 RBI in the 10 games leading up to his promotion to Visalia on July 10.
- ◆ Hit safely in 20 of his final 22 games from Aug. 7-31, including a season-high 8-game hit streak from Aug. 14-22.

- ◆ Recorded a career-high 5 hits on Aug. 25, with a double, a triple, 3 RBI and 2 runs scored
- ◆ Hit .352 (38-for-108) off right-handers and .341 (29-for-85) in 22 home games for Visalia.

## 2007

- ◆ Went 3-for-4 with 2 home runs and 4 RBI in the final game of the season on Sept. 5 @ Spokane.
- ◆ Homered in back-to-back games on July 25 and 26 for a total of 6 RBI.
- ◆ Had a season-high 4 hits on Sept. 1 vs. Tri-Cities.

## PERSONAL

- ◆ Konrad Albert Schmidt
- ◆ Played at Santa Rosa (Calif.) Junior College...his team won the California Junior College state title his sophomore year...was named 2005 Northern California JC Player of the Year and was a Northern California All-America team selection...named Bay Valley Conference Player of the Year his sophomore year...was the All-Northern California catcher in 2003...transferred to play for the University of Nevada,Reno in 2007.
- ◆ Graduated from Petaluma (Calif.) High School.
- ◆ Signed by Jim Dedrick.

## CAREER TRANSACTIONS

March 28, 2007 Signed as a minor league free agent.

## SCHMIDT'S CAREER RECORD

YEAR	CLUB	AVG	G	AB	R	H	2B	3B	HR	RBI	SH	SF	HP	BB	SO	SB-CS	E
2007	Yakima	.250	45	164	19	41	10	0	6	24	0	1	6	4	38	1-0	9
2008	South Bend	.259	62	216	21	56	10	0	2	18	3	1	4	20	41	3-3	2
	Visalia	.329	40	152	21	50	10	1	1	19	0	1	4	3	26	0-0	0
2009	Visalia	.304	106	411	54	125	28	1	9	50	0	3	7	30	75	0-3	15
	Reno	.438	5	16	1	7	2	0	0	4	0	0	0	0	1	0-0	0
2010	Mobile	.315	107	394	48	124	30	3	11	65	0	6	8	32	63	7-3	14
	ARIZONA	.125	4	8	0	1	0	0	0	0	0	0	0	1	0	0-0	0
Minor League Totals		.298	365	1353	164	403	90	5	29	180	1	14	29	89	244	11-9	40
Major League Totals		.125	4	8	0	1	0	0	0	0	0	0	0	1	0	0-0	0

## SCHMIDT'S SINGLE-GAME BESTS

**HITS**  
1..... 10/10 @ LAD

**HITTING STREAKS**  
1.....Oct. 1, 2010

### FIELDING

YEAR	POS	G	PO	A	E	FPC
2010	C	2	12	0	0	1.000
Totals		2	12	0	0	1.000

### CATCHING

YEAR	G	GS	INN	CS	SB	PB	ERA
2010	2	2	17.0	0	0	0	4.24
Totals	2	2	17.0	0	0	0	4.24



## LEYSON SEPTIMO

Left-handed Pitcher

62

**HEIGHT, WEIGHT:** 6-1, 196  
**BATS/THROWS:** Left/Left  
**OPENING DAY AGE:** 25  
**ML SERVICE:** None  
**SIGNED THROUGH:** 2011

**BORN:** July 7, 1985  
 Santo Domingo, DR  
**RESIDENCE:** Santo Domingo, DR

## CAREER HIGHLIGHTS

Septimo enters his seventh season in the D-backs organization after seeing action at the Triple-A level for the first time in his career in 2010...has logged 114 appearances over the last three seasons since converting from an outfielder to a relief pitcher prior to the 2008 season...has averaged 10.7 strikeouts per 9.0-innings with 170 strikeouts in 143.0 innings pitched...combined to hit .253 in five seasons as an outfielder in the D-backs' organization before making the conversion to a pitcher.

## 2010

- ◆ Split time between Double-A Mobile and Triple-A Reno, going 2-3 with 4 saves, a 6.75 ERA (34 ER in 45.1 IP) and .198 opponents average with 53 walks and 57 strikeouts over 42 games.
- ◆ Opened the season with Mobile and went 2-2 with 4 saves, a 4.13 ERA (13 ER in 28.1 IP) and .176 opponents average with 23 walks and 37 strikeouts in 26 relief appearances.

- ◆ Held lefties to a .154 average (6-for-39) with 4 walks and 17 strikeouts, while righties hit just .192 (10-for-52) with 19 walks and 20 strikeouts.
- ◆ Opened the season with 4 straight scoreless outings from April 9-18, allowing just 1 hit while fanning 8 over 4.2 innings.
- ◆ Tossed a season-high 2.0 scoreless innings in back-to-back games on May 22 and 26, allowing 2 hits while fanning 9 in those contests...also struck out a season-high 5 batters over 2.0 scoreless innings on May 26 vs. Mississippi.
- ◆ Went 1-0 with 2 saves, a 2.45 ERA (2 ER in 7.1 IP) and .160 opponents average (4-for-25) with 3 walks and 8 strikeouts over 7 games in June.
- ◆ Transferred to Reno on July 14...went 0-1 with an 11.12 ERA (21 ER in 17.0 IP) and .231 opponents average (15-for-65) with 30 walks and 20 strikeouts in 16 games with the Aces.
- ◆ Tossed a season-high 2.1 innings on Aug. 3 @ Tacoma.
- ◆ Closed out the season by holding opponents scoreless in 3 of his final 4 outings, posting a 1.80 ERA (1 ER in 5.0 IP) with 6 strikeouts in those contests.

## 2009

- ◆ Made a career-high 45 appearances at Single-A Visalia and Mobile and successfully converted 9 of 10 save opportunities.
- ◆ Held opponents to a .234 average (49-for-209),.
- ◆ Opened at Visalia and went 2-1 with 6 saves and a 3.52 ERA in 26 games.
- ◆ Held opponents scoreless in 6 straight games (8.2 IP) from May 28-June 12.
- ◆ Promoted to Mobile on July 8.
- ◆ Did not allow an earned run over 7.1 innings in his first 6 games at Mobile.
- ◆ Following the season, made a relief appearance for Aguilas Cibaenas in the Dominican Winter League.

## 2008

- ◆ After spending three seasons in the D-backs organization as an outfielder, converted to a pitcher and posted an 0-2 record with a 5.49 ERA and a save in 27 relief appearances for Single-A Visalia.
- ◆ Tossed a perfect inning of relief when he made his first appearance as a pitcher on April 4 @ Inland Empire...did not allow a run in his first 4 outings (5.2 innings).
- ◆ Earned his first career save on May 13 vs. Lancaster, allowing a walk with 3 strikeouts in 2.0 scoreless innings.
- ◆ Had a career-high 4 strikeouts twice on June 11 vs. Modesto in 1.2 innings and July 18 @ Stockton in 2.0 innings.
- ◆ Strung together an 8.0-inning scoreless streak from May 9-22, allowing only 5 hits.

## 2007

- ◆ Hit .306 (22-for-72) with 5 doubles, a triple and 8 RBI in April for Visalia.
- ◆ Strung together an 8-game hitting streak from April 12-23, batting .364 (12-for-33) with 2 doubles, a triple and 5 RBI.
- ◆ Had a career-high 5 RBI, going 3-for-4 with 2 runs scored, a double and a home run, on July 3 vs. Bakersfield.
- ◆ At season's end, ranked by *Baseball America* as having the California League's Best Outfield Arm.

## 2006

- ◆ Led Single-A South Bend in games played and runs scored, tying for the lead in triples and finishing second in hits.
- ◆ At season's end, ranked by *Baseball America* as having the Midwest League's Best Outfield Arm.
- ◆ Hit safely in 8 straight games from July 17-26, batting .359 (14-for-39) with 2 doubles, a triple, a home run and 6 RBI over that stretch.

## 2005

- ◆ Hit .275 (49-for-178) against right-handed pitchers for Short-Season A Yakima.
- ◆ Hit safely in 8 of 9 games from Aug. 23-31, batting .359 (14-for-39) with 6 RBI over that stretch.

## 2004

- ◆ Finished second on the Dominican Summer League team with a .276 average and tied for second with 25 RBI.

## PERSONAL

- ◆ Leyson Septimo.
- ◆ Went to Liceo Ramon Matias Mella High School in Santo Domingo.

## CAREER TRANSACTIONS

- |               |   |
|---------------|---|
| Feb. 19, 2003 | Signed by the Arizona Diamondbacks as a non-drafted free agent.                 |
| Aug. 2, 2008  | Disabled list through remainder of season (left shoulder impingement syndrome). |

## SEPTIMO'S CAREER RECORD

### SEPTIMO'S CAREER PITCHING RECORD

YEAR	CLUB	W-L	ERA	G	GS	CG	SHO	SV	IP	H	R	ER	HR	HB	BB	SO	WP	BK
2008	Visalia	0-2	5.49	27	0	0	0	1	41.0	42	27	25	4	3	33	44	9	2
2009	Visalia	2-1	3.52	26	0	0	0	6	38.1	29	18	15	1	4	26	44	6	1
	Mobile	0-1	7.85	19	0	0	0	3	18.1	20	17	16	2	3	18	25	6	2
2010	Mobile	2-2	4.13	26	0	0	0	4	28.1	16	17	13	1	2	23	37	8	0
	Reno	0-1	11.12	16	0	0	0	0	17.0	15	25	21	2	4	30	20	6	0
Minor League Totals		4-7	5.66	114	0	0	0	14	143.0	122	104	90	10	16	130	170	35	5

### SEPTIMO'S CAREER HITTING RECORD

YEAR	CLUB	AVG.	G	AB	R	H	2B	3B	HR	RBI	SH	SF	HP	BB	SO	SB-CS	E
2003	Boca Chica	.214	52	182	20	39	10	3	0	21	1	0	5	23	57	1-1	-
2004	Boca Chica	.276	63	221	29	61	9	3	2	25	0	1	6	14	41	8-9	4
2005	Yakima	.241	67	237	20	57	11	2	2	21	4	2	1	10	51	2-3	7
2006	South Bend	.251	132	529	79	133	22	5	6	51	12	0	9	36	112	10-10	9
2007	Visalia	.271	100	362	54	98	18	2	5	42	5	3	6	23	67	12-6	8
Minor League Totals		.254	426	1532	202	389	70	15	15	160	22	6	27	106	328	33-29	28

## NON-ROSTER INVITEE



## DANIEL STANGE

Right-handed Pitcher

52

**HEIGHT, WEIGHT:** 6-1, 229  
**BATS/THROWS:** Right/Right  
**OPENING DAY AGE:** 25  
**ML SERVICE:** 14 days  
**SIGNED THROUGH:** 2011

**BORN:** Dec. 22, 1985  
 Orange, Calif.  
**RESIDENCE:** Lake Elsinore, Calif.

## CAREER HIGHLIGHTS

Stange enters his second season on the D-backs' 40-man roster after getting his first taste of the Majors in 2010...in 180 career relief appearances, has averaged 8.69 strikeouts per 9.0-innings with 215 strikeouts in 222.2 innings pitched...earned organizational Pitcher of the Month honors in May 2009...was named to the regular season California League All-Star team in 2007 with Single-A Advanced Visalia.

### 2010

- ◆ Opened the season with Triple-A Reno before making his big league debut in May...finished the season with Double-A Mobile.
- ◆ Went 4-3 with 2 saves, a 6.17 ERA (16 ER in 23.1 IP) and .309 opponents average with 10 walks and 16 strikeouts in 19 games over 2 separate stints with the Aces.
- ◆ Had 3 scoreless outings (3.1 IP) to open the season, allowing just 1 hit while fanning 5 in those contests.
- ◆ Recalled to join the D-backs on April 29 and made his Major League debut that same day, tossing a perfect inning of relief @ Cubs.
- ◆ Made 3 more appearances with the D-backs, allowing 6 runs over 3.0 innings with 6 walks and 2 strikeouts before being optioned back to Reno on May 12.
- ◆ Converted back-to-back save opportunities on May 21 and 22.
- ◆ Tossed a season-high 2.2 innings and struck out a season-high 5 batters on June 14 @ Sacramento.
- ◆ Transferred to Mobile on June 17...went 4-1 with 13 saves, a 1.69 ERA (6 ER in 32.0 IP) and .140 opponents average (14-for-100) with 11 walks and 18 strikeouts in 30 games with the BayBears.
- ◆ Limited the opposition to a .172 average (5-for-29) with 2 walks and 7 strikeouts with runners in scoring position.
- ◆ Held righties to a .120 average (6-for-50) with 5 walks and 11 strikeouts, while lefties hit just .160 (8-for-50) with 6 walks and 7 strikeouts.
- ◆ Over 12 games in August, did not allow a run while converting 7-of-7 save opportunities over 11.2 innings of work.
- ◆ Converted his final 9 save opportunities from Aug. 3-Sept. 4, holding opponents scoreless over 9.2 innings in those games.
- ◆ Did not allow a run over 23 games (24.2 IP) from July 10-Sept. 6.

### 2009

- ◆ Spent the entire season at Mobile and logged a career-high 51.2 innings.
- ◆ Over 15 games in April and May, went 0-1 with 6 saves and a 2.42 ERA (6 ER in 22.1 IP).
- ◆ Named the organizational Pitcher of the Month in May after recording 3 saves and a 2.70 ERA (4 ER in 13.1 IP) with 10 strikeouts in 8 outings.



## 2008

- ◆ Started the season on the disabled list, recovering from Tommy John surgery.
- ◆ In a combined 22 games at Single-A South Bend and Single-A Advanced Visalia, held opponents to a .193 average (21-for-109).
- ◆ Activated from the disabled list on June 19 with South Bend.
- ◆ Posted a 1.59 ERA (3 ER in 17.0 IP) and .183 opponents average (11-for-60) In 11 games for South Bend.
- ◆ Promoted to Visalia on July 28 where he limited opponents to a .204 average (10-for-49), including a .111 average (3-for-27) by righties.

## 2007

- ◆ Set career-highs in ERA, games, saves, innings and strikeouts while his 16 saves tied for the most in the California League
- ◆ Named to the regular season California League All-Star Team.
- ◆ In 5 games from April 24-May 5, went 1-0 with 4 saves and did not allow a run in 6.0 innings.
- ◆ Promoted to Mobile on July 20.

## 2006

- ◆ Led the Pioneer league with 13 saves and finished second with 27 appearances.
- ◆ Recorded a win or save in 11 consecutive games from July 8-Aug 1.
- ◆ Averaged 12 strikeouts per 9.0-innings with 48 strikeouts in 36.0 innings.

## PERSONAL

- ◆ Daniel Stange.
- ◆ He and his wife, Amanda, reside in Lake Elsinore, Calif.
- ◆ Played collegiately at the University of California, Redlands...was named Honorable Mention All-Big West Conference in 2006 after recording 11 saves, which rank fourth all-time in UCR single-season saves history and second in the Division-I era...honored by the Riverside Sports Hall of Fame at its annual Wall of Distinction Recognition ceremony.
- ◆ Graduated from Elsinore High School in Wildomar, Calif.
- ◆ Signed by Mark Baca.

## CAREER TRANSACTIONS

- May 31, 2005 Signed by the Arizona Diamondbacks as their seventh-round selection in the 2006 First-Year Player Draft.
- Oct. 10, 2007 Surgery to repair his right elbow ulnar collateral ligament.
- April 3-June 18, 2008 Disabled list (right elbow ulnar collateral ligament).

## STANGE'S CAREER RECORD

YEAR	CLUB	W-L	ERA	G	GS	CG	SHO	SV	IP	H	R	ER	HR	HB	BB	SO	WP	BK
2006	Missoula	5-2	4.25	27	0	0	0	13	36.0	39	19	17	2	0	17	48	2	1
2007	Visalia	4-5	3.19	38	0	0	0	16	42.1	37	26	15	3	4	18	53	2	0
	Mobile	1-0	5.40	5	0	0	0	1	6.2	9	4	4	1	0	2	5	0	0
2008	South Bend	1-0	1.59	11	0	0	0	1	17.0	11	3	3	0	2	1	17	1	0
	Visalia	1-2	3.95	11	0	0	0	0	13.2	10	6	6	2	2	6	14	0	1
2009	Mobile	0-4	4.88	39	0	0	0	10	51.2	66	35	28	4	1	15	44	2	1
2010	Reno	4-3	6.17	19	0	0	0	2	23.1	29	17	16	3	0	10	16	4	0
	<b>ARIZONA</b>	0-0	13.50	4	0	0	0	0	4.0	4	6	6	1	0	6	2	0	0
	Mobile	4-1	1.69	30	0	0	0	13	32.0	14	6	6	1	2	11	18	3	2
Minor League Totals		20-17	3.84	180	0	0	0	56	222.2	215	116	95	16	11	80	215	14	5
Major League Totals		0-0	13.50	4	0	0	0	0	4.0	4	6	6	1	0	6	2	0	0

## STANGE'S SINGLE-GAME BESTS

### STRIKEOUTS

- 1.....5/2/10 @ CHC  
1.....5/8/10 vs. MIL

### INNINGS PITCHED

- 2.0.....5/8/10 vs. MIL  
1.0.....4/29/10 @ CHC  
1.0.....5/2/10 @ CHC

## FIELDING

YEAR	POS	G	PO	A	E	FPC
2010	P	4	0	1	0	1.000
Totals		4	0	1	0	1.000

NON-ROSTER INVITEE



# BRIAN SWEENEY

Right-handed Pitcher

37

**HEIGHT, WEIGHT:** 6-2, 200  
**BATS/THROWS:** Right/Right  
**OPENING DAY AGE:** 36  
**ML SERVICE:** 1 year, 163 days  
**SIGNED THROUGH:** 2011

**BORN:** June 13, 1974  
 Yonkers, N.Y.  
**RESIDENCE:** Clifton Park, N.Y.

## CAREER HIGHLIGHTS

Sweeney joins the D-backs after spending parts of four seasons with the Seattle Mariners (2003, 2010) and San Diego Padres (2004, 2006)...owns a 4-2 record and 3.38 ERA in 73 games (2 starts)...spent the 2007-09 seasons in Japan's Nippon Professional Baseball League...made a career-high 37 appearances in 2006...owns a 69-49 record with 7 saves and a 4.04 ERA (482 ER in 1074.2 IP) with 274 walks and 855 strikeouts over parts of 12 seasons in the minors.

### 2010

- ◆ Signed a minor league contract with the Mariners on April 16 and was assigned to Triple-A Tacoma.
- ◆ Went 1-2 with a 3.16 ERA (13 ER in 37.0 IP) with 6 walks and 14 strikeouts in 24 relief appearances with the Mariners after joining the team midseason...tossed at least 2.0 innings in 7 games and went 1-0 with a 1.96 ERA (4 ER in 18.1 IP) in those contests.
- ◆ Went 2-1 with a save, 2.51 ERA (8 ER in 28.2 IP) and .192 opponents average (20-for-104) with 8 walks and 32 strikeouts in 15 games with the Rainiers...tossed at least 2.0 innings in 8 of his 15 appearances...limited left-handed batters to a .119 average (5-for-42).
- ◆ Strung together a 15.1 inning scoreless streak from April 29-May 24...struck out a season-high 7 batters over 4.1 scoreless innings on April 29 vs. Reno.
- ◆ Selected from Tacoma on June 15.
- ◆ Made his first appearance on June 26 @ Brewers, tossing 4.0 shutout innings after retiring the last 10 batters he faced and 12-of-13 overall...marked his first appearance in the big leagues since Sept. 28, 2006 @ D-backs, a span of 1,367 days.
- ◆ Held opponents scoreless over his first 4 appearances, a span of 8.0 innings...went 1-0 with a 0.90 ERA (1 ER in 10.0 IP) over his first 6 games from June 26-July 8.
- ◆ Posted a 1.77 ERA (4 ER in 20.1 IP) over his final 13 games.

### 2009

- ◆ Went 5-8 with a 5.32 ERA (70 ER in 118.1 IP), 52 walks and 58 strikeouts over 21 starts with the Hokkaido Nippon Ham Fighters.

### 2008

- ◆ Went 12-5 with a 3.48 ERA (63 ER in 163.0 IP), 72 walks and 90 strikeouts in 28 games (25 starts) with the Nippon Ham Fighters.
- ◆ Finished second on the team in wins and third in strikeouts.

### 2007

- ◆ Went 6-8 with 3.70 ERA (45 ER in 109.1 IP), 36 walks and 56 strikeouts in 21 games (17 starts) with the Nippon Ham Fighters of Japan's Nippon Professional Baseball League.

### 2006

- ◆ Went 2-0 with 2 saves, a 3.20 ERA (20 ER in 56.1 IP) and .249 opponents average (53-for-213) with 16 walks and 23 strikeouts in 37 relief appearances with the Padres.
- ◆ Went 2-1 with a 4.70 ERA (16 ER in 30.2 IP) in 7 games (5 starts) with Triple-A Portland.
- ◆ In his first stint with the big league club, went 2-0 with a 3.33 ERA (17 ER in 46.0 IP) and .246 opponents average (42-for-171) with 13 walks and 18 strikeouts.
- ◆ Strung together a 10.0-inning scoreless streak from April 21-May 11.
- ◆ Optioned to Portland on July 21.
- ◆ Made 5 starts and 2 relief appearances with the Beavers before being recalled by the Padres on Aug. 23.
- ◆ Posted a 2.61 ERA (3 ER in 10.1 IP) with 3 walks and 5 strikeouts over his final 6 games with the big league club.

### 2005

- ◆ Split time between Triple-A Durham and Portland, going 7-9 with a 4.01 ERA (72 ER in 161.2 IP) in 30 games (26 starts).
- ◆ Opened the season with Durham...went 3-4 with a 4.06 ERA (23 ER in 51.0 IP) over 10 starts before being released by the Rays on May 24.
- ◆ Signed a minor league contract with the Padres on May 26 and was assigned to Portland.
- ◆ Went 4-5 with a 3.98 ERA (49 ER in 110.2 IP) in 20 games (16 starts) with the Beavers.

## 2004

- ◆ Over 2 stints with the Padres, went 1-0 with a 5.65 ERA (9 ER in 14.1 IP) and .328 opponents average (20-for-61) with 2 walks and 10 strikeouts in 7 games (2 starts).
- ◆ Spent most of the season with Portland and went 11-4 with a 3.83 ERA (59 ER in 138.2 IP) in 24 games (23 starts)... the 11 wins matched his career-high.
- ◆ Recalled for the first time on June 16.
- ◆ Made his first big league start on June 29 @ D-backs, allowing a run on 4 hits with 5 strikeouts over 5.1 innings.
- ◆ Appeared in 3 games being before optioned back to Portland on June 30.
- ◆ Recalled for the second time on Sept. 13.
- ◆ Had back-to-back scoreless outings on Sept. 26 vs. D-backs and Sept. 28 vs. Giants.

## 2003

- ◆ Opened the season with Tacoma...went 11-10 with a 4.28 ERA (67 ER in 141.0 IP) in 29 games (21 starts)...also had a career-high 115 strikeouts.
- ◆ Ranked fifth in the Pacific Coast League in wins.
- ◆ Selected to the Major League roster with the Mariners on Aug. 15...posted a 1.93 ERA (2 ER in 9.1 IP) and .212 opponents average (7-for-33) with a walk and 7 strikeouts in 5 relief appearances.
- ◆ Made his big league debut on Aug. 16 vs. Red Sox and tossed 3.1 scoreless innings.
- ◆ Struck out a season-high 3 batters on Sept. 16 @ Rangers.

## 2002

- ◆ Spent the entire season with Tacoma and went 9-5 with 2 saves and a 3.80 ERA (60 ER in 142.0 IP) over 30 games (23 starts), including his first career complete game shutout.
- ◆ Ranked fourth in the Pacific Coast League with 1 shutout, fifth with 1.89 walks per 9.0 inning (as starter) and ninth in ERA.

## 2001

- ◆ Went 7-4 with a save and 3.80 ERA (44 ER in 104.1 IP) over 37 games (9 starts) with Double-A San Antonio.

## 2000

- ◆ Split time between Double-A New Haven and Tacoma despite also making two trips to the disabled list.
- ◆ Went 4-4 with a save and 3.69 ERA (22 ER in 53.2 IP) in 21 games (8 starts) with the two clubs.
- ◆ Opened the season with New Haven and went 4-3 with a 3.40 ERA (18 ER in 47.2 IP) in 19 games (7 starts).
- ◆ Placed on the disabled list on April 16 with a right hamstring strain...reinstated on May 21.
- ◆ Transferred to Tacoma on June 23 and appeared in just 2 games through the remainder of the season.
- ◆ Made his second trip to the disabled list on June 26 with a right quad strain...reinstated on July 5.
- ◆ Placed on the Temporarily Inactive List on July 10 due to a death in the family and was reinstated on Aug. 1.

## 1999

- ◆ Went 4-8 with a 5.07 ERA (77 ER in 136.2 IP) over 33 games (19 starts) between Single-A Lancaster, Double-A New Haven and Triple-A Tacoma.
- ◆ Made 5 appearances with Lancaster before his transfer to New Haven on April 26.
- ◆ In 23 games (18 starts) over 2 stints with New Haven, went 4-6 with a save and 4.69 ERA (58 ER in 111.1 IP).
- ◆ Transferred to Tacoma on May 21...went 0-2 with a 6.75 ERA (7 ER in 9.1 IP) in 5 games (1 start) before being transferred back to New Haven on June 12.

## 1998

- ◆ Went 6-0 with a 3.63 ERA (21 ER in 52.0 IP) in 17 games (4 starts) with Single-A Lancaster.
- ◆ Placed on the disabled list on June 21 with a right shoulder strain...reinstated on Sept. 22.

## 1997

- ◆ Went 6-3 with a save and 3.80 ERA (36 ER in 85.1 IP) over 40 relief appearances with Single-A Lancaster.

## 1996

- ◆ Played with Lafayette of the Independent Heartland League...went 6-0 with a 2.20 ERA (12 ER in 49.0 IP) in 9 games (5 starts).

## PERSONAL

- ◆ Brian E. Sweeney.
- ◆ He and his wife, Connie, have two daughters, Ava and Mia.
- ◆ Attended Mercy College from 1993-96...earned East Coast Conference Scholar Athlete of the Year honors as a junior.
- ◆ Graduated from Archbishop Stepinac High School in White Plains, N.Y. in 1992.

## CAREER TRANSACTIONS

Sept. 8, 1996	Signed a First-Year Minor League Contract with the Seattle Mariners.
June 21-Sept. 22, 1998	Disabled list (right shoulder strain).
April 16-May 21, 2000	Disabled list (right hamstring strain).
June 26-July 5, 2000	Disabled list (right quad strain).

July 10-Aug. 1, 2000  
Jan. 6, 2004

Temporarily Inactive List.

Traded to the San Diego Padres with INF Jeff Cirillo for INF Dave Hansen and RHP Kevin Jarvis.

Jan. 10, 2005

Signed by the Tampa Bay Rays as a minor league free agent.

May 24, 2005

Released.

May 26, 2005

Signed by the San Diego Padres as a minor league free agent.

April 16, 2010

Signed by the Seattle Mariners as a minor league free agent.

Nov. 3, 2010

Claimed off waivers by the Arizona Diamondbacks.

## SWEENEY'S CAREER RECORD

YEAR	CLUB	W-L	ERA	G	GS	CG	SHO	SV	IP	H	R	ER	HR	HB	BB	SO	WP	BK
1996	Lafayette	6-0	2.20	9	5	3	0	0	49.0	32	13	12	4	1	13	52	1	0
1997	Lancaster	6-3	3.80	40	0	0	0	1	85.1	83	39	36	11	2	21	73	8	0
1998	Lancaster	6-0	3.63	17	4	0	0	0	52.0	41	26	21	6	1	21	48	2	1
1999	Lancaster	0-0	6.75	5	0	0	0	0	9.1	14	7	7	4	0	3	14	1	0
	New Haven	4-6	4.69	23	18	0	0	1	111.1	125	65	58	18	4	31	83	4	0
	Tacoma	0-2	6.75	5	1	0	0	0	16.0	26	17	12	5	0	2	10	1	0
2000	New Haven	4-3	3.40	19	7	0	0	1	47.2	49	20	18	3	2	19	27	5	0
	Tacoma	0-1	6.00	2	1	0	0	0	6.0	9	4	4	2	0	1	1	1	0
2001	San Antonio	7-4	3.80	37	9	0	0	1	104.1	117	47	44	8	5	23	96	7	0
2002	Tacoma	9-5	3.80	30	23	1	1	2	142.0	157	67	60	16	3	28	113	5	0
2003	Tacoma	11-10	4.28	29	21	0	0	0	141.0	165	80	67	17	2	32	115	4	0
	SEATTLE	0-0	1.93	5	0	0	0	0	9.1	7	2	2	0	1	1	7	0	0
2004	Portland	11-4	3.83	24	23	0	0	0	138.2	130	65	59	16	1	42	110	6	0
	SAN DIEGO	1-0	5.65	7	2	0	0	0	14.1	20	9	9	1	0	2	10	1	0
2005	Durham	3-4	4.06	10	10	0	0	0	51.0	70	30	23	5	2	20	39	3	0
	Portland	4-5	3.98	20	16	0	0	0	110.2	121	51	49	15	4	16	72	3	1
2006	SAN DIEGO	2-0	3.20	37	0	0	0	2	56.1	53	22	20	6	1	16	23	2	0
	Portland	2-1	4.70	7	5	0	0	0	30.2	33	17	16	3	0	7	22	1	0
2007	Nippon Ham	6-8	3.70	21	17	0	0	0	109.1	109	47	45	11	2	36	56	6	0
2008	Nippon Ham	12-5	3.48	28	25	1	1	0	163.0	139	65	63	22	3	72	90	4	0
2009	Nippon Ham	5-8	5.32	21	21	1	0	0	118.1	144	73	70	10	2	52	58	4	1
2010	Tacoma	2-1	2.51	15	0	0	0	1	28.2	20	11	8	1	3	8	32	2	0
	SEATTLE	1-2	3.16	24	0	0	0	0	37.0	33	16	13	5	0	6	14	2	0
Minor League Totals		69-49	4.04	283	138	1	1	1	71074.2	1160	546	482	130	29	274	855	53	2
American League Totals		1-2	2.91	29	0	0	0	0	46.1	40	18	15	5	1	7	21	2	0
National League Totals		3-0	3.69	44	2	0	0	2	70.2	73	31	29	7	1	18	33	3	0
Major League Totals		4-2	3.38	73	2	0	0	2	117.0	113	49	44	12	2	25	54	5	0

## SWEENEY'S SINGLE-GAME BESTS

### STRIKEOUTS (starter)

5.....6/29/04 @ ARI  
3.....10/2/04 @ ARI

### INNINGS PITCHED (starter)

5.1.....6/29/04 @ ARI  
3.1.....10/2/04 @ ARI

### WINNING STREAKS

4.....June 29, 2004-June 26, 2010

### STRIKEOUTS (reliever)

4.....6/26/10 @ MIL  
3.....3x (last: 5/12/06 @ CHC)

### INNINGS PITCHED (reliever)

4.0.....6/26/10 @ MIL  
3.1.....8/16/03 vs. BOS  
3.0.....5x (last: 7/27/10 @ CWS)

## FIELDING

YEAR	POS	G	PO	A	E	FPC
2003	P	5	3	0	0	1.000
2004	P	7	1	0	0	1.000
2006	P	37	3	13	0	1.000
2010	P	24	1	6	0	1.000
Totals		73	8	19	0	1.000

## HITTING TOTALS

YEAR	AVG	AB	H	HR	RBI
2004	.000	4	0	0	0
2006	.000	1	0	0	0
2010	-	0	0	0	0
Totals	.000	5	0	0	0

NON-ROSTER INVITEE



# ANDY TRACY

Infielder

11

<b>HEIGHT, WEIGHT:</b>	6-3, 220	<b>BORN:</b>	Dec. 11, 1973
<b>BATS/THROWS:</b>	Left/Right		Bowling Green, Ohio
<b>OPENING DAY AGE:</b>	37		
<b>ML SERVICE:</b>	1 year, 98 days	<b>RESIDENCE:</b>	Columbus, Ohio
<b>SIGNED THROUGH:</b>	2011		

## CAREER HIGHLIGHTS

Tracy joins the D-backs after spending parts of 5 Major League seasons with the Montreal Expos, Colorado Rockies and Philadelphia Phillies...posted a .267 average (1,411-for-6,175) with 879 runs scored, 319 doubles, 22 triples, 278 home runs and 1,013 RBI in 15 minor league seasons.

### 2010

- ◆ Spent the season with Triple-A Lehigh Valley...was named the first base starter for the midseason IL All-Star Team.
- ◆ Led Phillies farmhands with 68 walks.
- ◆ Finished second in the International League in walks and tied for fourth with 80 RBI.
- ◆ Went 4-for-4 with 2 runs scored, 2 doubles and a triple on June 23 @ Norfolk.
- ◆ Hit .355 (33-for-93) with 23 runs scored, 8 doubles, 2 triples, 4 home runs and 19 RBI in 30 games during June.

### 2009

- ◆ Spent the season with Lehigh Valley and was named to the International League postseason All-Star Team.
- ◆ Led the IL with 74 walks, finished second with 26 home runs and 96 RBI and finished fourth with 76 runs scored.
- ◆ Led all IL first basemen with a .992 fielding percentage.
- ◆ 9 of his 26 home runs gave Lehigh Valley the lead in a game.
- ◆ Named IL Player of the Week for June 15-21 after batting .381 with 3 home runs and 10 RBI.
- ◆ Homered in 3 straight games from Aug. 20-21.
- ◆ Had his contract selected on Sept. 9.
- ◆ Made his lone start of the season on Oct. 4 @ Marlins...hit his first triple since 2000.
- ◆ Went 4-for-8 (.500) as a pinch-hitter.

### 2008

- ◆ Opened the season with Lehigh Valley...finished second in the International League with 34 doubles and tied for fifth with 85 RBI.
- ◆ Led all IL first basemen with a .997 fielding percentage and did not commit an error through his first 57 games.
- ◆ Named IL Player of the Week on two occasions: June 23-29 (.520 average, 2 home runs, 6 RBI) and Aug. 4-10 (.526 average, 4 home runs and 8 RBI).
- ◆ Earned Phillies Minor League Player of the Month honors for June after batting .446 (37-for-83) with 4 home runs and 18 RBI in 25 games.
- ◆ Had a season-high 5 RBI on May 16 vs. Norwich...had back-to-back 4 RBI games on July 12 @ Syracuse and July 17 vs. Scranton/Wilkes-Barre.
- ◆ Had a season-best 11-game hitting streak from April 27-May 8 over which he hit .310 (13-for-42) with 2 home runs and 7 RBI.
- ◆ Collected 31 multi-hit games, including 8 with 3 or more hits.
- ◆ Connected for the first home run in Lehigh Valley history on April 4 @ Scranton...also had the first 4-hit game on April 16 @ Toledo.
- ◆ Had his contract purchased on Aug. 23 and was designed for assignment on Aug. 27.
- ◆ Recalled on Sept. 2.
- ◆ Finished the season with the Phillies but did not play due to a fractured fifth metacarpal on his left hand.

### 2007

- ◆ Spent the season with Triple-A New Orleans.
- ◆ Led the team with 135 games played, 472 at-bats, 23 home runs and 89 walks.
- ◆ Set season-highs with 5 hits and 4 runs scored on April 24 @ Albuquerque.
- ◆ Batted .600 (6-for-10) with 2 home runs and 20 RBI with the bases loaded.
- ◆ Played for Licey in the Dominican Winter League.

### 2006

- ◆ Was a non-roster invitee to Spring Training with the Orioles.
- ◆ Spent the season with Triple-A Ottawa.
- ◆ Finished third in the International League with 69 walks.
- ◆ Homered in back-to-back games on two occasions: May 19-20 and June 13-14.

## 2005

- ◆ Was a non-roster invitee to Spring Training with the Rockies.
- ◆ Spend the season with Triple-A Colorado Springs.
- ◆ Hit .563 (9-for-16) with 2 home runs and 8 RBI over a 5-game span from April 15-19.
- ◆ Released by the Rockies on April 21.
- ◆ Had his contract sold to the Tohoku Rakuten Golden Eagles of the Japanese Pacific League on April 22.

## 2004

- ◆ Opened the season with Colorado Springs.
- ◆ Led the Pacific Coast League with 120 RBI, 78 extra-base hits and 293 total bases, while his 42 doubles were second, his 33 home runs were third and his 98 runs were fifth.
- ◆ His 120 RBI set a Rockies minor league record and ranked fifth overall in the minors.
- ◆ Had his contract purchased on Sept. 7.
- ◆ Connected for a pinch-hit double off Eric Gagne on Sept. 17 vs. Dodgers.

## 2003

- ◆ Began the season in the Mets' organization before being released on April 9.
- ◆ Signed by the Rockies as a minor league free agent on April 25 and was assigned to Double-A Tulsa.
- ◆ Led the Texas League with a .563 slugging percentage and 15.35 home run ratio, while his 25 home runs were third and his .371 on-base percentage and 50 extra-base hits were fifth.
- ◆ Drove in a run in 7 straight games (16 RBI) from June 13-24...homed in 4 straight games from June 14-21.
- ◆ Connected for 2 home runs on July 2 @ Frisco and July 26 vs. Frisco.

## 2002

- ◆ Went to spring training with the Expos...claimed off waivers by the Mets on March 27 and was assigned to Triple-A Norfolk.
- ◆ Played 71 games at third base and 44 games at first base.

## 2001

- ◆ Made the Expos' Opening Day roster for the first time in his career.
- ◆ Optioned to Ottawa on April 13 after playing in 4 games with the Expos.
- ◆ Recalled on April 26 and spent the next 6 weeks with the big league club, primarily as a pinch-hitter.
- ◆ Optioned back to Ottawa on June 14.
- ◆ Placed on the disabled list with right elbow tendonitis on Aug. 4.

## 2000

- ◆ Was a non-roster invitee to Spring Training with the Expos.
- ◆ Opened the season with Triple-A Ottawa and split time between the Senators and Expos over the course of the season.
- ◆ Had his contract purchased by the big league club on April 21...optioned back to Ottawa on May 1.
- ◆ Recalled for the second time on May 10...optioned back to Ottawa on June 2.
- ◆ Recalled for the final time on July 15 and spend the rest of the season in the Majors.

## 1999

- ◆ Spent the season with Double-A Harrisburg, where he earned Eastern League Player of the Year and EL All-Star honors.
- ◆ Led the EL with 128 RBI, 65 extra-base hits and 276 total bases, while finishing second with 37 home runs, third with 96 runs scored and fifth with a .560 slugging percentage.
- ◆ Placed on the disabled list with a lower back strain on July 31.

## 1998

- ◆ Split the season between Single-A Jupiter and Double-A Harrisburg.
- ◆ Connected for his first professional grand slam on Aug. 28 @ Bowie.

## 1997

- ◆ Spent the entire season with Single-A Cape Fear...hit .300 (63-for-210) with 31 runs scored, 9 doubles, 2 triples, 8 home runs and 43 RBI in 59 games.
- ◆ Placed on the disabled list with a broken left wrist on May 23...reinstated on Aug. 3.

## 1996

- ◆ Began his professional career with Single-A Vermont.
- ◆ Hit .269 (47-for-175) with 26 runs scored, 11 doubles, a triple, 4 home runs and 24 RBI in 57 games.

## PERSONAL

- ◆ Andrew Michael Tracy.
- ◆ He and his wife, Tiffany, have a son, Cooper.
- ◆ Graduated from Bowling Green High School where he played baseball, football and basketball.
- ◆ Played collegiately at Bowling Green State University, where he also played football...shares the school record for career home runs with 45...hit 4 home runs on May 10, 1995 vs. Wright State...was also a 4-year letter-winner on the BGSU football team as a punter/kicker.



## CAREER TRANSACTIONS

June 10, 1996	Signed by the Montreal Expos as their 16th-round selection in the 1996 First-Year Player Draft.
May 23-Aug. 3, 1997	Disabled list (broken left wrist).
July 31-Aug. 7, 1999	Disabled list (lower back strain).
Aug. 4-Sept. 6, 2001	Disabled list (right elbow tendonitis).
March 27, 2002	Claimed off waivers by the New York Mets.
April 25, 2003	Signed by the Colorado Rockies as a minor league free agent.
Dec. 16, 2005	Signed by the Cleveland Indians as a minor league free agent.
Feb. 18, 2006	Traded to the Baltimore Orioles for cash considerations.
Jan. 23, 2007	Signed by the New York Mets as a minor league free agent.
Nov. 20, 2007	Signed by the Philadelphia Phillies as a minor league free agent.
May 17-25, 2010	Disabled list (right shoulder strain).
Dec. 9, 2010	Signed by the Arizona Diamondbacks as a minor league free agent.

## TRACY'S CAREER RECORD

YEAR	CLUB	AVG	G	AB	R	H	2B	3B	HR	RBI	SH	SF	HP	BB	SO	SB-CS	E
1996	Vermont	.269	57	175	26	47	11	1	4	24	1	2	2	32	37	1-1	6
1997	Cape	.300	59	210	31	63	9	2	8	43	0	2	3	21	47	6-1	8
1998	Jupiter	.267	71	251	37	67	16	1	11	53	0	5	3	39	69	6-4	5
	Harrisburg	.227	62	211	33	48	12	3	10	33	0	3	4	24	62	1-2	6
1999	Harrisburg	.274	134	493	96	135	26	2	37	128	1	3	6	70	139	6-1	25
2000	Ottawa	.308	55	195	28	60	18	0	10	36	0	3	2	34	63	2-2	6
	MONTREAL	.260	83	192	29	50	8	1	11	32	0	2	2	22	61	1-0	6
2001	MONTREAL	.109	38	55	4	6	1	0	2	8	0	2	0	6	26	0-0	0
	Ottawa	.205	53	190	17	39	11	1	4	19	0	1	2	24	72	4-2	8
2002	Norfolk	.199	125	432	61	86	16	1	20	61	0	0	3	56	123	4-1	9
2003	Tulsa	.299	106	384	75	115	24	1	25	62	1	2	4	41	116	3-3	13
2004	Colorado Springs	.315	126	464	98	146	42	3	33	120	1	4	2	58	115	4-2	12
	COLORADO	.188	15	16	1	3	1	0	0	1	0	0	0	1	8	0-0	0
2005	Colorado Springs	.325	12	40	14	13	1	1	4	13	0	0	0	15	12	2-1	1
2006	Ottawa	.237	132	455	64	108	29	1	20	73	0	7	3	69	107	7-6	3
2007	New Orleans	.271	135	472	88	128	24	1	23	87	0	8	5	89	110	2-3	6
2008	Lehigh Valley	.288	124	430	71	124	34	0	22	85	2	6	4	65	96	5-0	3
	PHILADELPHIA	.000	4	2	0	0	0	0	0	1	0	1	0	1	1	0-0	0
2009	Lehigh Valley	.254	129	453	76	115	23	1	26	96	0	7	6	74	110	7-1	8
	PHILADELPHIA	.417	9	12	1	5	0	1	0	1	0	0	0	0	3	0-0	0
2010	Lehigh Valley	.275	125	425	64	117	23	3	21	80	0	6	2	68	114	2-1	6
Minor League Totals		.267	1505	5280	879	1411	319	22	278	1013	6	59	51	779	1392	62-31	125
Major League Totals		.231	149	277	35	64	10	2	13	43	0	5	2	30	99	1-0	6

## TRACY'S SINGLE-GAME BESTS

### HITS

3.....3x (last: 10/1/00 @ NYM)  
2.....7x (last: 9/23/04 vs. ARI)

### HOME RUNS

1.....13x (last: 4/27/01 @ MIL)

### RBI

7.....7/22/00 @ FLA)  
3.....3x (last: 5/25/01 @ PHI)

### RUNS

3.....7/22/00 @ FLA)

### HITTING STREAKS

5.....Aug. 4-8, 2000  
4.....Sept. 19-22, 2000  
3.....3x (last: Sept. 9-11, 2000)

## FIELDING

YEAR	POS	G	PO	A	E	FPC
2000	1B	27	177	11	0	1.000
	3B	34	10	35	6	.882
2001	1B	3	11	0	0	1.000
	3B	11	5	12	0	1.000
2004	3B	1	0	1	0	1.000
2009	1B	1	8	1	0	1.000
Totals	1B	31	196	12	0	1.000
	3B	46	15	48	6	.913

## PINCH-HIT HOME RUNS (2)

GAME	PITCHER
9/2/00 @ CIN.....	Mark Wohlers
4/27/01 @ MIL.....	Allen Levrault

## GRAND SLAMS (1)

GAME	PITCHER
7/22/00 @ FLA.....	Reid Cornelius



# JUSTIN UPTON

Outfielder

10

**HEIGHT, WEIGHT:** 6-2, 204  
**BATS/THROWS:** Right/Right  
**OPENING DAY AGE:** 23  
**ML SERVICE:** 3 years, 60 days  
**SIGNED THROUGH:** 2015

**BORN:** Aug. 25, 1987  
 Norfolk, Va.  
**RESIDENCE:** Scottsdale, Ariz.

ALL-STAR (1): 2009 (NL)

## CAREER HIGHLIGHTS

Among players since 1970 who have accumulated 1,500 plate appearances before turning 23, Upton's .824 career OPS ranks fifth-best in baseball history behind Alex Rodriguez (.958), Miguel Cabrera (.939), Ken Griffey, Jr. (.860) and Cesar Cedeño (.828)...his .982 OPS against left-handed pitchers from 2009-10 ranks third among National League hitters, while his .325 batting average ranks tied for fifth and his .566 slugging percentage ranks sixth...has been outstanding against American League clubs in Interleague play from 2008-10, ranking second among all NL hitters with a .456 on-base percentage and fourth with a .355 batting average and 54 hits...entered the 2010 season with a career .836 OPS, joining an elite group of sluggers in Major League history to have at least an .830 OPS by the age of 21...the list includes nine Hall of Famers (Mel Ott, Ted Williams, Al Kaline, Jimmie Foxx, Frank Robinson, Mickey Mantle, Orlando Cepeda, Eddie Mathews, Hank Aaron), two future Hall of Famers (Alex Rodriguez, Ken Griffey Jr.) a career All-Star (Vada Pinson) and a player whose career was cut short by injury (Tony Conigliaro).

## 2010

- ◆ Missed most of the last month of the season with a left shoulder strain but compiled a .273 average with 73 runs scored, 27 doubles, 3 triples, 17 home runs, 69 RBI and 18 stolen bases while drawing a career-high 64 walks in 132 games.
- ◆ Missed a total of 27 games after straining his left shoulder while swinging the bat awkwardly in a game on Aug. 30...received a second opinion from Dr. James Andrews on Sept. 27 that concurred with D-backs' medical personnel the slight tear in his labrum he suffered during Spring Training in 2006 had not gotten any worse.
- ◆ His .321 average and .420 on-base percentage while batting with runners in scoring position led the team.
- ◆ His .985 fielding percentage was a career best after committing a career-low 4 errors...had a career-best 47-game errorless streak from April 23-June 16.
- ◆ After batting only .213 with 3 home runs and 10 RBI in April, he rebounded in May and collected hits in 19 of 28 games while batting .278 with 5 doubles, 2 triples, 5 home runs and 17 RBI.
- ◆ Led all National League batters with a .446 average, .530 on-base percentage and 1.262 OPS in 15 Interleague games...also finished fourth in runs (15) and hits (25).
- ◆ From June 10-30, hit .358 (24-for-67) with 13 runs scored, 4 doubles, 4 home runs, 9 RBI and 11 walks...reached base via hit or walk in 13 straight games from June 15-28, posting a .417 average (20-for-48) with 11 runs scored, 3 doubles, 4 home runs, 9 RBI, 8 walks and a .517 on-base percentage...his .423 on-base percentage and 6.94 plate appearances per walk ratio during June ranked seventh in the NL.
- ◆ Tied the franchise record with 4 runs scored on June 21 vs. Yankees, going 3-for-3 with a season-high 4 RBI in his third career 2-homer game, while reaching base in each of his 5 plate appearances.
- ◆ Faced his brother, B.J., for the first time during his career @ Rays from June 25-27, becoming the last of eight sets of brothers currently active in the Majors to face each other...the D-backs had parts of three of the eight set of brothers on their roster with Upton, Stephen Drew and Adam LaRoche in 2010.
- ◆ Had a season- and team-high 17-game hit streak (.403, 27-for-67) from July 10-Aug. 1...during the streak, he collected 12 extra-base hits, 11 RBI, 9 walks, a .468 on-base percentage and .657 slugging percentage with 7 multi-hit games, including three 3-hit outings.

## 2009

- ◆ Set career highs with a .300 batting average, 138 games played, 526 at-bats, 84 runs scored, 158 hits, 30 doubles, 7 triples, 26 home runs, 86 RBI, 55 walks, a .366 on-base percentage and .532 slugging percentage...ranked 25th in league MVP voting after receiving a ninth-place vote.
- ◆ Received his first NL All-Star Team selection...entered the game as a pinch-hitter in the sixth inning and grounded out against Seattle's Felix Hernandez...took over defensively in left field...in his second at-bat, grounded out against New York Yankees' Mariano Rivera.
- ◆ Joined Orlando Cepeda (1959) as the only player in MLB history to compile at least a .300 average with 25 homers, 80 RBI and 19 stolen bases in a single season at the age of 21 or younger...in 1959, Cepeda hit .317 with 27 home runs, 105 RBI and 23 stolen bases for the Giants.
- ◆ Hit .377 (46-for-122) with 12 home runs, 30 RBI and a .762 slugging percentage against southpaws...his slugging percentage led the Majors while his batting average and home runs ranked fifth in the NL...against righties, hit .277 (112-for-404) with 14 home runs and 56 RBI.
- ◆ His 26 home runs and 20 stolen bases equated to a 22.6 power speed percentage, 10th-best in the NL.
- ◆ Among NL players from the seventh inning on, he ranked second with a .339 batting average (56-for-165) and sixth with 56 hits and a .576 slugging percentage...among all players, he ranked fourth in batting average and 10th in slugging percentage.

- ◆ Posted a .393 average (24-for-61) with 8 doubles, 2 home runs, 8 RBI and .456 on-base and .623 slugging percentages in 15 Interleague games.
- ◆ Had a single-season and career-best 35-game errorless streak from April 18-May 26.
- ◆ Had his first career 2-homer game on May 6 @ Padres.
- ◆ Fashioned a career-best 18-game hitting streak from April 24-May 11, batting .385 (24-for-65) with 4 doubles, 7 home runs and 17 RBI...the streak was the fourth-longest in the NL during the season...tied for the fifth-longest in franchise history with Mark Grace (May 18-June 10, 2001) and Junior Spivey (May 31-June 4, 2002).
- ◆ Set a career high with 6 RBI and had his second career 2-homer game, on May 20 @ Marlins (game No. 2), the latter of which was a 13th-inning blast that gave the D-backs an 11-9 win.
- ◆ Reached base via a hit or walk in 12 consecutive games from May 20-30, batting .400 (20-for-50) with .464 on-base and .680 slugging percentages.
- ◆ Collected 14 hits in 6 games (5 multi-hit affairs) from May 23-28, joining Jeff Francouer (2005) as the lone players in the last 10 years to have that many hits over a 6-game span at age 21 or younger.
- ◆ Named the NL Player of the Month for May after batting .373 (41-for-110) in 28 games with 8 doubles, 4 triples, 7 home runs, 21 RBI and an NL-best .709 slugging percentage.
- ◆ Hit his first career grand slam on June 2 @ Dodgers in the second inning off Randy Wolf.
- ◆ Reached base via a hit or walk in 20 straight games from June 2-25, batting .333 (26-for-78) with 5 home runs, 16 RBI, 13 walks and a .429 on-base percentage...drew a walk in 7 straight games from June 9-16.
- ◆ Reached base via a hit, walk or hit-by-pitch in 23 consecutive affairs from July 20-Sept. 1, hitting .398 (37-for-93) with 21 runs scored, 7 doubles, 1 triple, 7 home runs, 21 RBI, 10 walks and .462 on-base and .720 slugging percentages.
- ◆ Missed 18 games while on the disabled list from Aug. 6-25 with a right oblique strain.
- ◆ Doubled in his lone pinch-hit appearance on Sept. 3 @ Dodgers, making him 4-for-11 (.364) in his career as a pinch-hitter.
- ◆ Had a career-high and franchise record-tying 5 hits with 3 singles, 1 double and 1 triple on Sept. 16 @ Padres...the 5 hits matched the franchise's single-game record for the 13th time overall and fourth time in an extra-inning affair.

## 2008

- ◆ Had a strong Spring Training camp to earn the starting right field job over Jeff Salazar...remained the youngest player in the Major League at 20 years old until the Dodgers' Clayton Kershaw made his big league debut on May 25, 2008.
- ◆ Started the season by collecting a hit in 23 of the club's first 33 games to see his season batting average peak at .347 (41-for-118) on May 6...
- ◆ Homered in each game from April 3-5, becoming only the fourth player in Major League history to homer in 3 straight games at the age of 20 or younger...others to do so were Jimmy Sheppard (Brooklyn, 1898), Mel Ott (New York Giants, twice in 1929) and Willie Mays (New York Giants, 1951).
- ◆ Hit 5 home runs through the club's first 11 games, becoming the third player in Major League history under 21 years old to hit 5 home runs or more in his club's first 11 games of the season...others to do so were Detroit's Al Kaline in 1955 (5) and Florida's Miguel Cabrera in 2004 (6).
- ◆ Hit a home run as the clean-up hitter on May 8 vs. Phillies, becoming only the fifth player in the last 25 years to bat fourth and hit a homer prior to their 21st birthday...other players to do so were the Nationals' Ryan Zimmerman (twice in 2005), Marlins' Miguel Cabrera (2003), Braves' Andruw Jones (1997) and Mariners' Ken Griffey, Jr. (1990).
- ◆ His 481-foot homer off the Padres' Josh Banks on July 6 vs. Padres was the 16th (8th D-backs player) to land in Friday's Front Row, located in the ballpark's second level in left field.
- ◆ Missed 43 games while on the disabled list from July 18-Aug. 29 with a left oblique strain suffered during batting practice on July 9 @ Nationals.
- ◆ Had 4 hits, including a double and homer, on Sept. 14 vs. Reds.
- ◆ Started 100 games in right field and tied Conor Jackson for the team lead with 6 outfield assists.

## 2007

- ◆ Was named the USA Today Minor League Player of the Year after batting .319 with 23 doubles, 6 triples, 18 home runs and 70 RBI in 103 combined games at Single-A Advanced Visalia and Double-A Mobile before spending the final two months of the season with the D-backs.
- ◆ Entered the season ranked by *Baseball America* as the ninth-best prospect in baseball.
- ◆ Had his contract purchased from Mobile on Aug. 2, making his Major League debut that night @ Padres as a defensive replacement in the eighth inning...fouled out to first base in the ninth inning in his first Major League at-bat.
- ◆ Became the youngest player to ever appear in a game for the D-backs at 19 years, 342 days old...previous youngest was Edgar Gonzalez at 20 years, 98 days on June 1, 2003 @ Padres.
- ◆ Was a single away from becoming the youngest player in Major League history to hit for the cycle on Aug. 7 vs. Pirates, going 3-for-4 with his first Major League home run.
- ◆ Broke camp with Single-A Advanced Visalia, appearing in 32 games for the Oaks and batting .341 with 6 doubles, 2 triples, 5 home runs and 17 RBI.
- ◆ Hit home runs in 5 consecutive games from April 25-29, collecting 9 RBI over that stretch.
- ◆ Promoted to Double-A Mobile on May 14, making his BayBears debut that evening against Jacksonville and went 1-for-3 with a 2-run home run.
- ◆ Hit 4 home runs in his first 3 games at Mobile, including a 2-homer performance on May 15 after going 3-for-6 with 6 RBI.
- ◆ Strung together a 9-game hit streak from May 26-June 3, batting .486 (17-for-35) with 4 doubles, 2 triples, 2 home runs, 10 RBI and 2 stolen bases over that stretch.

**2007 POSTSEASON HIGHLIGHTS:** Hit .600 (3-for-5) in 2 NLDS games vs. Cubs, scoring 2 runs with a RBI and 3 walks...batted .222 (2-for-9) in all 4 NLCS games vs. Rockies with a double and triple.

## 2006

- ◆ Reached base via hit or walk in 90 of 113 games for Single-A South Bend...also had a hit in 75 contests and 31 multi-hit games for the Silver Hawks.
- ◆ At season's end, was ranked by *Baseball America* as the Southern League's Best Batting Prospect, Best Strike-Zone Judgment and Most Exciting Player.
- ◆ Picked up first career hit and RBI on April 22 vs. Wisconsin.
- ◆ Hit first career home run on April 30 at Cedar Rapids.
- ◆ Reached base via hit or walk in 20 consecutive affairs from April 30-May 23 with a .338 mark (26-for-77) with 4 doubles, 2 homers and 16 RBI.
- ◆ Clubbed first career grand slam and established career-best with 5 RBI on May 18 at Southwest Michigan.
- ◆ Selected as the starting centerfielder and had a double, a walk and 2 runs scored as the leadoff hitter for East All-Star squad at the Midwest League All-Star Game.
- ◆ Had his first 2-homer game on July 9 at Clinton.
- ◆ Served as designated hitter in Silver Hawks' postseason series against Lansing...went 2-for-5 with a triple and a 2-run homer in Game 1 on Sept. 6.

## PERSONAL

- ◆ Justin Irvin Upton.
- ◆ Graduated in 2005 from Great Bridge High School in Chesapeake, Va.
- ◆ As a senior in 2005, received national accolades as the Gatorade High School Player of the Year, a *USA Today* First-Team selection and a *Baseball America* High School All-American while also earning Virginia Player of the Year honors...hit .519 with 11 home runs and 32 RBI with 29 runs scored and 7 stolen bases in 54 official plate appearances.
- ◆ *Baseball America's* "Rating the Best Tools" for the 2005 Draft preview issue tabbed him as the best athlete, best five-tool talent, best pure hitter, fastest baserunner, best defensive player and the closest to the majors among high school players.
- ◆ Following his junior campaign, awarded the inaugural Jackie Robinson Award as the 2004 AFLAC National High School Player of the Year and named the Gatorade Virginia Player of the Year.
- ◆ Played for Team USA's IBAF World Junior Championship Team in Taiwan and hit .417 in 6 games with 4 triples, a home run and 5 RBI.
- ◆ Identified by *Baseball America* as the best 14-year-old and 15-year-old prospect in the nation in 2002 and 2003, respectively.
- ◆ His older brother, B.J., was drafted by the Tampa Bay Devil Rays as the second pick in the 2002 draft, making them the only brother combination to be selected as the No. 1 and No. 2 draft choices in different drafts.
- ◆ Hosted and narrated the ESPN2 premier of "The Faces of RBI 2009" on Sept. 18, 2009...the one-hour special showcased the Reviving Baseball in Inner Cities (RBI) program, highlighting the 2009 RBI World Series, the many faces that make up the program, the experience of those involved as well as special features about several individuals.
- ◆ Named the D-backs' 2010 nominee for the prestigious Roberto Clemente Award...represented the D-backs in the Pepsi Refresh Project during the second-half of the season to bring awareness to and raise funds for Best Buddies of Arizona...he also donated \$20,000 to the Heart of Champion Foundation to assist in developing character-education programs at five Phoenix-area schools and worked alongside Muhammad Ali to raise \$50,000 for the Muhammad Ali Parkinson Center at St. Joseph's Hospital and Medical Center.

## CAREER TRANSACTIONS

Jan. 26, 2006	Signed by the Arizona Diamondbacks as their first-round selection (first overall) in the 2005 First-Year Player Draft.
April 6-20, 2006	Disabled list (left shoulder strain).
July 18-Aug. 28, 2008	Disabled list (left oblique strain), retro to July 9.
Aug. 6-25, 2009	Disabled list (right oblique strain).

## UPTON'S CAREER RECORD

YEAR	CLUB	AVG	G	AB	R	H	2B	3B	HR	RBI	SH	SF	HP	BB	SO	SB-CS	E
2006	South Bend	.263	113	438	71	115	28	1	12	66	0	6	5	52	96	15-7	6
2007	Visalia	.341	32	126	27	43	6	2	5	17	0	2	3	19	28	9-4	3
	Mobile	.309	71	259	48	80	17	4	13	53	0	5	5	37	51	10-7	5
	<b>ARIZONA</b>	.221	43	140	17	31	8	3	2	11	0	0	1	11	37	2-0	5
2008	+Tucson	.279	15	61	13	17	3	1	3	10	0	0	0	7	26	2-0	2
	<b>ARIZONA</b>	.250	108	356	52	89	19	6	15	42	0	3	4	54	121	1-4	11
2009	<b>ARIZONA</b>	.300	138	526	84	158	30	7	26	86	1	4	2	55	137	20-5	12
	+Visalia	.250	2	8	1	2	0	0	1	6	0	0	0	1	3	1-0	0
2010	<b>ARIZONA</b>	.273	133	495	73	135	27	3	17	69	1	7	4	64	152	18-8	4
Minor League Totals		.288	233	892	160	257	54	8	34	152	0	13	13	116	204	37-18	16
Major League Totals		.272	422	1517	226	413	84	19	60	208	2	14	11	184	447	41-17	32

+ Minor League injury rehab

### DIVISION SERIES RECORD

YEAR	CLUB	AVG	G	AB	R	H	2B	3B	HR	RBI	SH	SF	HP	BB	SO	SB-CS	E
2007	<b>ARZ</b> vs. CHC	.600	2	5	2	3	0	0	0	1	0	0	0	3	0	1-0	0
Totals		.600	2	5	2	3	0	0	0	1	0	0	0	3	0	1-0	0

### LEAGUE CHAMPIONSHIP SERIES RECORD

YEAR	CLUB	AVG	G	AB	R	H	2B	3B	HR	RBI	SH	SF	HP	BB	SO	SB-CS	E
2007	<b>ARZ</b> vs. COL	.222	4	9	0	2	1	1	0	0	0	0	2	0	3	0-0	0
Totals		.222	4	9	0	2	1	1	0	0	0	0	2	0	3	0-0	0

### ALL-STAR GAME RECORD

YEAR	CLUB	AVG	G	AB	R	H	2B	3B	HR	RBI	SH	SF	HP	BB	SO	SB-CS	E
2009	St. Louis - NL	.000	1	2	0	0	0	0	0	0	0	0	0	0	0	0-0	0
Totals		.000	1	2	0	0	0	0	0	0	0	0	0	0	0	0-0	0

## UPTON'S SINGLE-GAME BESTS

### HITS

5.....9/16/09 @ SD  
 4.....3x (last: 7/11/09 vs. FLA)  
 3.....30x (last: 8/29/10 @ SF)

### HOME RUNS

2.....6/21/10 vs. NYY

### RBI

6.....5/20/09 @ FLA, Game 2  
 4.....4x (last: 6/21/10 vs. NYY)  
 3.....10x (last: 7/31/10 @ NYM)

### RUNS

4.....2x (last: 6/21/10 vs. NYY)  
 3.....5x (4/14/10 @ LAD)  
 2.....35x (last: 8/26/10 @ SD)

### HITTING STREAKS

18.....April 24-May 11, 2009  
 17.....July 10-Aug. 1, 2010  
 10.....Aug. 3-Sept. 1, 2009  
 8.....June 17-25, 2009  
 7.....5x (last: June 21-28, 2010)

## FIELDING

YEAR	POS	G	PO	A	E	FPC
2007	OF	42	65	1	5	.930
2008	OF	101	175	6	11	.943
2009	OF	136	294	4	12	.961
2010	OF	128	265	1	4	.985
Totals		407	799	12	32	.962

## GRAND SLAMS (1)

GAME	PITCHER
6/2/09 @ LAD	Randy Wolf



# ESMERLING VASQUEZ

Right-handed Pitcher

32

<b>HEIGHT, WEIGHT:</b>	6-1, 198	<b>BORN:</b>	Nov. 7, 1983
<b>BATS/THROWS:</b>	Right/Right		Tenares, DR
<b>OPENING DAY AGE:</b>	27		
<b>ML SERVICE:</b>	1 year, 162 days	<b>RESIDENCE:</b>	Tenares, DR
<b>SIGNED THROUGH:</b>	2011		

## CAREER HIGHLIGHTS

Vasquez enters 2011 after making a career-high 57 appearances last season...his 110 games are second among D-backs relief pitchers since 2009...entered 2008 ranked by *Baseball America* as having the best changeup in the D-backs' organization...was awarded the organization's Minor League Pitcher of the Year award for his efforts at Double-A Mobile in 2007.

## 2010

- ◆ Made the third-most appearances out of the D-backs' bullpen to post a 1-6 record with a 5.20 ERA (31 ER in 53.2 IP), .236 opponents average, 38 walks and 55 strikeouts in a career-high 57 games.
- ◆ Retired 34 of 56 first batters faced...allowed only 8 of 26 inherited runners to score...held opponents scoreless in 41 of his outings and permitted a run or less in 50 games...worked more than 1.0 inning 10 times...pitched 2.0 or more innings 5 times, all scoreless outings.
- ◆ Gave up 3 runs on 4 hits over 3.0 innings in his first 3 outings of the season before being optioned to Triple-A Reno on April 16...worked a scoreless eighth inning on April 17 @ Sacramento and was recalled on April 19.
- ◆ Grounded out to shortstop in the sixth inning on April 28 @ Rockies in his first career at-bat.
- ◆ Suffered the loss in a 5-4 walk-off defeat @ Dodgers on May 31 after balking in the winning run from third base in the ninth inning.
- ◆ Recorded a career-high 5 strikeouts over 2.0 frames on June 4 @ Rockies.
- ◆ Worked 10 straight scoreless games spanning 9.1 innings from June 26-July 21...allowed 1 of 8 inherited runners to score.
- ◆ Held the opposition scoreless in 19 of 25 games from June 26-Aug. 26, going 0-2 with 3 holds, 2.35 ERA (6 ER in 23.0 IP), .203 opponents average and 25 strikeouts...allowed only 1 of 13 inherited runners to score.
- ◆ Was scored on in 4 of his final 10 appearances, allowing 10 runs (9 earned) in 6.2 innings.

## 2009

- ◆ Went 3-3 with a 4.42 ERA (26 ER in 53.0 IP) in 53 games while allowing 10 of 29 inherited runners (34.5%) to score in his first full campaign in the Majors.
- ◆ Posted a 2.67 ERA (8 ER in 27.0 IP) and .184 opponents average (18-for-98) in 26 road games.
- ◆ Opened the season at Triple-A Reno and had a 0.93 ERA (1 ER in 9.2 IP) in 6 games.
- ◆ Recalled by the D-backs on April 26 and made his Major League debut that day with a scoreless inning of relief vs. Giants.
- ◆ Worked a season-high 2.1 innings with a season-best 3 strikeouts on May 31 vs. Braves.
- ◆ Held the opposition scoreless in 29 of 33 games from June 5-Sept. 14, allowing 7 runs in 31.1 innings for a 2.01 ERA.
- ◆ Had a 10-game scoreless streak (11.0 IP) from July 17-Aug. 17 and held opponents to a .111 average (4-for-36) with 6 walks and 10 strikeouts.
- ◆ Went 2-0 with a 0.95 ERA in 18 appearances in July and August.
- ◆ Pitched for Estrellas de Oriente in the Dominican Winter League following the season... posted a 2.84 (2 ER in 6.1 IP) and .136 opponents average (3-for-22) with 2 walks and 3 strikeouts in 7 relief appearances.

## 2008

- ◆ Missed the start of the season for Triple-A Tucson after suffering a shoulder injury during the Arizona Fall League in 2007.
- ◆ Earned his first win of the season on May 31 @ Fresno, allowing 2 runs off 5 hits with 4 walks and 2 strikeouts in 5.0 innings.
- ◆ Had a season-high 5 strikeouts twice; June 22 vs. Las Vegas and July 31 @ New Orleans.

## 2007

- ◆ Named the organization's Minor League Pitcher of the Year after leading the D-backs' organization in starts (29), innings pitched (165.1) and strikeouts (151).
- ◆ Earned Pitcher of the Month honors in June after going 2-0 with a 2.61 ERA and 31 strikeouts.
- ◆ Ranked second in ERA and third in strikeouts and innings pitched among Southern League pitchers.
- ◆ Won 8 straight decisions from May 18-Aug. 21, compiling a 2.97 ERA (34 ER in 103.0 IP) in 19 starts during the streak.
- ◆ Struck out a season-high 11 in the win on June 25 vs. West Tennessee, allowing a run off and 4 hits in 7.0 innings.
- ◆ Threw 7.0 or more innings 10 times, posting a 2.43 ERA (19 ER in 70.1 IP) in those contests.
- ◆ Allowed 2 earned runs in 7.2 innings in 8 games for the Scottsdale Scorpions in the Arizona Fall League.



## 2006

- ◆ Started the season in the bullpen for Single-A Advanced Lancaster before moving into the starting rotation on May 23 and remaining there for the rest of the season.

## 2005

- ◆ Tied for tops on the pitching staff in Single-A South Bend with 53 appearances and finished third with a ratio of 9.93 strikeouts per 9-innings.

## 2004

- ◆ Tied for first among Arizona short-season farmhands with 6 saves.
- ◆ Ranked seventh in the Pioneer League with 5 saves for Missoula.
- ◆ Named the organization's Pitcher of the Week for July 26-Aug. 1.
- ◆ Held opponents to a .208 average, fifth-best in the Pioneer League.

## 2003

- ◆ Led the pitching staff with a 2.08 ERA and was second in starts and innings pitched.

## PERSONAL

- ◆ Esmerling Vasquez.

## CAREER TRANSACTIONS

March 2, 2003  
April 3-27, 2008

Signed by Arizona Diamondbacks as non-drafted free agent.  
Disabled list (right shoulder).

## VASQUEZ'S CAREER RECORD

YEAR	CLUB	W-L	ERA	G	GS	CG	SHO	SV	IP	H	R	ER	HR	HB	BB	SO	WP	BK
2003	Arizona	6-2	2.08	12	12	0	0	0	69.1	53	21	16	0	8	19	80	13	0
2004	Missoula	3-2	3.52	19	0	0	0	5	30.2	22	15	12	1	6	21	33	11	0
	Yakima	0-0	6.35	5	0	0	0	1	5.2	10	6	4	1	0	0	7	1	0
2005	South Bend	6-4	3.64	53	0	0	0	3	71.2	63	33	29	2	5	47	79	13	1
2006	Lancaster	4-9	5.89	34	18	0	0	0	117.2	129	89	77	9	12	51	115	6	1
2007	Mobile	10-6	2.99	29	29	0	0	0	165.1	125	61	55	11	13	60	151	6	0
2008	Tucson	3-6	6.72	24	15	0	0	0	83.0	79	68	62	11	12	73	57	2	0
2009	Reno	0-0	0.93	6	0	0	0	1	9.2	7	2	1	0	0	3	9	0	0
	<b>ARIZONA</b>	3-3	4.42	53	0	0	0	0	53.0	52	27	26	4	3	29	45	4	0
2010	<b>ARIZONA</b>	1-6	5.20	57	0	0	0	0	53.2	46	32	31	6	6	38	55	3	1
	Reno	0-0	0.00	1	0	0	0	0	1.0	1	0	0	0	0	0	1	0	0
Minor League Totals		32-29	4.16	183	74	0	0	10	554.0	489	295	256	35	56	274	532	52	2
Major League Totals		4-9	4.81	110	0	0	0	0	106.2	98	59	57	10	9	67	100	7	1

## VASQUEZ'S SINGLE-GAME BESTS

### STRIKEOUTS

5.....6/4/10 vs. COL  
4.....4/28/10 @ COL  
3.....2x (last: 8/9/10 @ MIL)  
2.....23x (last: 9/28/10 @ SF)

### INNINGS PITCHED

2.2.....4/28/10 @ COL  
2.1.....5/31/09 vs. ATL  
2.0.....8x (last: 7/21/10 vs. NYM)  
1.2.....3x (last: 7/10/10 vs. FLA)  
1.1.....10x (last: 7/29/10 @ PHI)

## FIELDING

YEAR	POS	G	PO	A	E	FPC
2009	P	53	2	6	1	.889
2010	P	57	5	2	1	.875
Totals		110	7	8	2	.882

## HITTING TOTALS

YEAR	AVG	AB	H	HR	RBI
2010	.000	2	0	0	0
Totals	.000	2	0	0	0

# NON-ROSTER INVITEE



## DAVID WINFREE

Outfielder

17

**HEIGHT, WEIGHT:** 6-3, 230  
**BATS/THROWS:** Right/Right  
**OPENING DAY AGE:** 25  
**ML SERVICE:** None  
**SIGNED THROUGH:** 2011

**BORN:** Aug. 5, 1985  
 Virginia Beach, Va.  
**RESIDENCE:** Virginia Beach, Va.

### CAREER HIGHLIGHTS

Winfree joins the D-backs after spending parts of 8 seasons in the minor leagues with the Twins, Yankees and Mariners ...has seen most of his action at third base (250 games) and right field (284 games)...won the Sherry Robertson Award as the Twins' Minor League Player of the Year in 2005.

#### 2010

- ♦ Opened the season with Triple-A Scranton/Wilkes-Barre.
- ♦ Hit .264 (53-for-201) with 24 runs scored, 16 doubles, 5 home runs and 33 RBI in 52 games before being released on June 15.
- ♦ Signed a Non-First Year Minor League contract with the Seattle Mariners on June 21...assigned to Triple-A Tacoma.
- ♦ Batted .315 (69-for-219) with 40 runs scored, 16 doubles, a triple, 10 home runs and 42 RBI in 57 games with the Rainiers.
- ♦ Hit .338 (50-for-148) following the All-Star break, including a .403 clip (31-for-77) in July.
- ♦ In 8 postseason games, batted .375 (12-for-32) with 6 runs scored, 2 home runs and 5 RBI for the Pacific Coast League Champions.

#### 2009

- ♦ Spent the season with Triple-A Rochester and hit .271 (115-for-422) with 48 runs scored, 31 doubles, 3 triples, 14 home runs and 61 RBI in 116 games...matched his career-high in doubles.
- ♦ Led the team in doubles, ranked second in home runs and RBI and ranked third in hits.

#### 2008

- ♦ Hit .252 (114-for-453) with 59 runs scored, 27 doubles, 3 triples, 19 home runs and 87 RBI in 126 games with Double-A New Britain...led the team in home runs and ranked third in the Eastern League in RBI.
- ♦ Homered in 3 straight games from Aug. 15-17.
- ♦ Named the Twins' Minor League Player of the Month for August after hitting .341 (28-for-82) with 17 runs scored, 6 doubles, a triple, 6 home runs and 25 RBI in 22 games.

#### 2007

- ♦ Spent the entire season with New Britain and hit .267 (123-for-460) with 57 runs scored, 27 doubles, 5 triples, 12 home runs and 51 RBI in 123 games...led the team in triples.
- ♦ Following the season, played for the Phoenix Desert Dogs in the Arizona Fall League.

#### 2006

- ♦ Hit .276 (72-for-261) with 43 runs scored, 13 doubles, 2 triples, 13 home runs and 48 RBI in 67 games with Single-A Fort Myers.
- ♦ Placed on the disabled list on April 12 with a right thumb contusion...reinstated on July 1.

#### 2005

- ♦ Batted .294 (165-for-562) with 31 doubles, 5 triples, 16 home runs and 101 RBI in 135 games with Single-A Beloit...established career-highs in doubles and RBI.
- ♦ Led all Twins minor league players and the Midwest League in RBI...also led the league in at-bats, hits and total bases (254) and ranked second in games played and fifth in extra-base hits (52).
- ♦ Strung together a season-high 12-game hitting streak from June 27-July 8, over which he batted .362 (21-for-58).
- ♦ Named to the ML Postseason All-Star Team and received the Sherry Robertson Award as the Twins' Minor League Player of the Year.
- ♦ Named the 14th-best prospect in the ML by *Baseball America*.

#### 2004

- ♦ Hit .286 (62-for-217) with 31 runs scored, 8 home runs and 37 RBI in 59 games with Single-A Elizabethton.
- ♦ Ranked second on the team in home runs and RBI and third in runs and hits.

#### 2003

- ♦ Made his professional debut with the GCL Twins and hit .129 (9-for-70) with 4 runs scored, a double, 2 triples and 3 RBI in 23 games.

## PERSONAL

- ♦ David L. Winfree.
- ♦ Graduated from First Colonial School in Virginia Beach, Va.

## CAREER TRANSACTIONS

July 19, 2003	Signed by the Minnesota Twins as their 13th-round selection in the 2003 First-Year Player Draft.
April 12-July 1, 2006	Disabled list (right thumb contusion).
Aug. 25-Sept. 22, 2009	Disabled list (left groin strain).
Jan. 7, 2010	Signed by the New York Yankees as a minor league free agent.
June 21, 2010	Signed by the Seattle Mariners as a minor league free agent.
Dec. 2, 2010	Signed by the Arizona Diamondbacks as a minor league free agent.

## WINFREE'S CAREER RECORD

YEAR	CLUB	AVG	G	AB	R	H	2B	3B	HR	RBI	SH	SF	HP	BB	SO	SB-CS	E
2003	GCL Twins	.129	23	70	4	9	1	2	0	3	0	0	1	2	16	0-0	3
2004	Elizabethtown	.286	59	217	31	62	8	0	8	37	0	2	4	18	51	1-1	18
2005	Beloit	.294	135	562	80	165	31	5	16	101	0	6	11	22	93	3-2	34
2006	GCL	.200	4	15	2	3	1	0	0	1	0	0	0	1	4	0-0	1
	Fort Myers	.276	67	261	43	72	13	2	13	48	0	4	3	19	59	2-0	12
2007	New Britain	.267	123	460	57	123	27	5	12	51	0	2	2	26	106	0-0	17
2008	New Britain	.252	126	453	59	114	27	3	19	87	0	3	5	41	87	2-3	2
2009	Rochester	.273	116	422	48	115	31	3	14	61	0	5	2	28	88	0-2	8
2010	Scranton/WB	.264	52	201	24	53	16	0	5	33	0	3	3	9	32	0-0	3
	Tacoma	.315	57	219	40	69	16	1	10	42	0	3	2	11	46	4-1	4
Minor League Totals		.273	762	2880	388	785	171	21	97	464	0	28	33	177	582	12-9	100



## CHRIS YOUNG

Outfielder

24

<b>HEIGHT, WEIGHT:</b>	6-2, 192	<b>BORN:</b>	Sept. 5, 1983
<b>BATS/THROWS:</b>	Right/Right		Houston, Texas
<b>OPENING DAY AGE:</b>	27		
<b>ML SERVICE:</b>	4 years, 45 days	<b>RESIDENCE:</b>	Houston, Texas
<b>SIGNED THROUGH:</b>	2013, club option 2014		

ALL-STAR (1): 2010 (NL)

## CAREER HIGHLIGHTS

Young made his first All-Star Team in 2010 while setting career-highs in virtually every offensive category...also became just the second D-backs' player to participate in the State Farm Home Run Derby... is one of two players in team history to hit 20 or more home runs and steal 20 or more bases in two seasons...among centerfielders since 2007, Young ranks second with 585 games played, 130 doubles, 96 home runs and 240 extra-base hits; second with 317 runs scored; fourth with 280 RBI; and fifth with 529 hits and 234 walks...among all-time franchise leaders, enters the 2011 season ranked third in stolen bases (82), fourth in extra-base hits (248), fifth in doubles (136) and home runs (98), sixth in games (629) and walks (244), seventh in at-bats (2,281), runs (328) and RBI (296) and ninth in hits (549) and multi-hit games (129)... with 56 home runs and 43 stolen bases in his first three seasons from 2006-08, joined Ken Griffey Jr. (60 homers, 50 stolen bases) as the only other centerfielder in Major League history to collect as many homers and stolen bases at age 24 or younger in his first three years.

## 2010

- ♦ Rebounded from a sub-par 2009 campaign to garner his first All-Star selection and team MVP honors from the Arizona chapter of the BBWAA while setting career highs with a .257 batting average, 156 games, 584 at-bats, 94 runs, 91 RBI, 74 walks, 28 stolen bases, .341 on-base percentage and .793 OPS...among NL leaders, ranked fifth with 2,770 pitches seen, seventh with 4.17 pitches per plate appearance, ninth with a 80 percent stolen base percentage and 10th with 28 stolen bases
- ♦ Selected as the D-backs' representative for the All-Star Game in Anaheim, Calif. and also participated in the State Farm Home Run Derby...led off the derby and hit one homer...in the game, was 0-for-2 at the plate and caught the final out in the 3-1 win to snap the National League's 13-game losing streak.
- ♦ Hit .294 (45-for-153) with 25 runs, 10 doubles, 6 homers, 16 RBI, 18 walks and .853 OPS in 37 games as a leadoff hitter...among NL leadoff hitters with a minimum of 35 games, ranked first in on-base percentage, fourth in OPS, fifth in slugging percentage and sixth in average.
- ♦ Reached base safely via a hit or walk in 127 of 156 games and hit safely in 104 games.
- ♦ Became the sixth player in franchise history to play in 600 games and collect 250 RBI, joining Luis Gonzalez (1,194/774), Steve Finley (849/479), Chad Tracy (704/318), Jay Bell (616/304) and Stephen Drew (647/276).

- ◆ Led league center fielders in innings (1,350.0), total chances (435) and putouts (418) and finished second with 10 assists and a .904 zone rating while posting a .984 fielding percentage.
- ◆ His error on April 23 vs. Phillies snapped a streak of 79 errorless home games dating back to Sept. 16, 2008.
- ◆ Hit his second career grand slam and tied a career-high with 5 RBI on April 9 vs. Dodgers...had two other 5-RBI games on April 28 @ Rockies and July 2 vs. Dodgers...his 21 RBI in April tied for the seventh-most in franchise history.
- ◆ Had a pair of homers on June 13 vs. Cardinals highlighted by his third career walk-off homer in a 7-5 win.
- ◆ Batted at a .382 clip (13-for-34) during a career-high 9-game hitting streak from June 9-18.
- ◆ Among NL players in June, ranked tied for first with 9 stolen bases and tied for seventh with 6 homers.
- ◆ Reached base safely via a hit or walk in 21 straight games from July 21-Aug. 12, batting .273 (24-for-88) with 7 doubles, 4 homers and 6 RBI.
- ◆ Became the first player in D-backs history and fourth player in the last 40 years to hit a lead-off and walk-off home run in the same game when he accomplished the feat in the 6-5 victory vs. Padres on Aug. 7...joined the Rangers' Ian Kinsler on July 19, 2009, Blue Jays' Reed Johnson on June 15, 2003 and Angels' Darin Erstad on June 25, 2000.
- ◆ Was the first MLB player to collect at least 20 home runs and 20 stolen bases in 2010 when he hit his 20th homer @ Brewers on Aug. 8...joined Eric Byrnes (2006-07) as the only players in club history to accomplish the feat twice...the Marlins' Hanley Ramirez (21/30), White Sox's Alex Rios (20/32) and Rockies' Carlos Gonzalez (31/23) were the other MLB players to go 20/20 in 2010.

## 2009

- ◆ Over the course of 134 games, experienced struggles interspersed with flashes of his old form.
- ◆ His 3.3 grounded-into-double plays percentage was tied for third-lowest in the NL.
- ◆ Committed a career-low 2 errors while his .993 fielding percentage tied for fourth-best among NL center fielders.
- ◆ Had a 64-game errorless streak from April 6-July 1, the second-longest single-season streak in his career.
- ◆ Did not commit an error in 65 home games, his second-longest home errorless streak...did not commit an error in his first 28 road games from April 17-July 1...his error on July 3 @ Rockies snapped a streak of 82 road games without an error, dating back to June 6, 2008.
- ◆ Hit .320 (8-for-25) in 11 Interleague games.
- ◆ When leading off an inning, hit .314 (33-for-105) with 6 doubles, 2 triples, 6 homers, 6 RBI, 14 walks and .410 on-base and .581 slugging percentages.
- ◆ Had a season-high 5-game hitting streak from May 7-11 (.273, 6-for-22).
- ◆ Had his second career pinch-hit and pinch-hit RBI on May 30 vs. Braves.
- ◆ Stole 2 bases in a game on two occasions: April 27 vs. Cubs and June 5 @ Padres.
- ◆ Homered in consecutive games, June 12-13 vs. Astros, for the seventh time in his career.
- ◆ Matched a career-high and franchise-record with 4 runs scored and had a career high-tying 3 walks on June 17 @ Royals...also had 3 walks on June 30 @ Reds.
- ◆ Collected a career-high 4 hits on June 18 @ Royals and Oct. 2 @ Cubs.
- ◆ Had a season high-tying 3 RBI on July 4 @ Rockies, July 9 vs. Marlins.
- ◆ Optioned to Triple-A Reno on Aug. 10.
- ◆ Hit .370 (20-for-54) with 5 doubles, 1 triple, 3 home runs, 9 RBI and a 1.127 OPS in 13 games for the Aces...reached base safely via a hit or walk in all 13 games while hitting safely in 12 games...also hit .412 (7-for-17) against southpaws and .351 (13-for-37) vs. right-handers.
- ◆ Recalled from Reno on Aug. 29.
- ◆ Hit 3 home runs on Sept. 6 @ Rockies and became the first player in Major League history to hit 3 home runs in a game while owning a sub-.200 batting average (min. 300 at-bats)...only other player to do so with a minimum of 200-plus at-bats was Darnell Coles on Sept. 30, 1987, having entered the game with a .187 batting average in 251 at-bats.

## 2008

- ◆ Had a productive sophomore season with the D-backs after batting .248 with 22 home runs, 42 doubles, 7 triples and 85 RBI in 160 games...among NL batters, tied for seventh in doubles and tied for sixth in triples.
- ◆ Slugged his 10th career leadoff home run and added another homer later in the game for his sixth-career multi-homer game on April 5 @ Rockies...hit his 11th career leadoff homer on May 25 @ Braves.
- ◆ Hit home runs in 3 straight games for the first time of his career from May 7-9.
- ◆ Had a career-best 3 hits on 7 occasions, giving him 17 3-hit games for his career.
- ◆ Tied a team-record with a career-high 3 doubles on July 23 vs. Cubs, accomplishing the feat for the 10th time in D-backs history.
- ◆ Hit his first career grand slam off Brandon Backe on Aug. 16 @ Astros...Backe also gave up a grand slam to Miguel Montero, marking the first time 2 D-backs players have hit grand slams in the same game.
- ◆ Had 3 season-high 6-game hitting streaks; Aug. 10-16 (.407, 11-for-27), Aug. 27-Sept. 2 (.417, 10-for-24) and Sept. 19-24 (.320, 8-for-25).
- ◆ Fell a double short of hitting for the cycle on Sept. 21 @ Rockies...went 3-for-5 with a triple, home run, career-high 4 runs scored and 4 RBI, tying for the second-highest total of his career.
- ◆ Committed only 3 errors in 401 total chances as a centerfielder, ranking fourth in the NL with a .993 fielding percentage.

## 2007

- ◆ Established single-season franchise-highs for rookies in runs, doubles, home runs, strikeouts, slugging percentage (.467), stolen bases and extra-base hits (64).

- ◆ Became the first rookie in Major League history to record 30 home runs and 25 stolen bases in a season.
  - ◆ Led the Majors with 9 leadoff home runs...tied Ricky Henderson (Yankees), Ray Durham (Giants), Alfonso Soriano (Nationals) and Brad Wilkerson (Expos) for the fifth-highest single-season total in Major League history.
  - ◆ Connected for 2 home runs for his first multi-homer game on April 30 @ Dodgers...also collected the first lead-off homer of his career.
  - ◆ Collected a RBI in 5 consecutive games from April 4-8, totaling 9 total RBI.
  - ◆ Collected his second career multi-home run game on May 11 @ Astros, connecting for 2 solo home runs in his first return to his hometown.
  - ◆ Hit home runs on back-to-back days on June 5 and 6 vs. Giants, including his first walk-off home run in his career in the 10th inning on June 5.
  - ◆ Connected for his second career walk-off home run on June 19 vs. Rays.
- 2007 POSTSEASON HIGHLIGHTS:** Hit .273 (3-for-11) in all 3 NLDS games vs. Cubs with 2 home runs, 4 RBI, 3 walks and a stolen base...batted .286 (4-for-14) in all 4 NLCS games vs. Rockies with a double, RBI and 4 walks.

## 2006

- ◆ Suffered a broken third metacarpal in his right hand prior to the 2006 season, requiring surgery by Dr. Donald Sheridan prior to Spring Training on Feb. 13 in Phoenix.
- ◆ Recalled on Aug. 18 from Triple-A Tucson and made his Major League debut that evening vs. Padres...started in center and collected his first Major League hit on a single off Woody Williams in the eighth.
- ◆ Hit his first home run on Aug. 23 vs. Pirates, a 2-run shot off Jason Schmidt in the fourth inning.
- ◆ Had a career-high 5-hit game on Sept. 2 @ Nationals, stroking 2 doubles and collecting a career high 5 RBI.
- ◆ Did not commit an error in 149 innings with the D-backs.
- ◆ Finished fourth in the PCL in doubles, tied for fourth in home runs and eighth in runs scored.
- ◆ Reached base safely in 23 straight games from June 3-June 27.
- ◆ Named by Baseball Prospectus as the eighth-best prospect among the Top 50 in baseball prior to the 2006 season.

## 2005

- ◆ Recorded his second consecutive 20-home run, 20-stolen base season in his first season at Double-A Birmingham after hitting .277 (129-for-466) with 41 doubles, 26 home runs, 77 RBI, 30 steals and 100 runs.
- ◆ Participated in the All-Star Futures Game on July 10 at Comerica Park, going 1-for-2 with a walk.
- ◆ Led the Southern League in doubles, extra-base hits (70) and runs, tied for the league lead in home runs, ranked second in slugging percentage (.545) and home run ratio (17.92) and tied for fifth in RBI...the 70 extra-base hits were tied for the seventh-most among all minor-league players.
- ◆ Ranked among the White Sox organizational leaders in doubles (first), extra-base hits (tied for first), runs (second), walks (70, third), slugging percentage (fourth), home runs (tied for fourth), stolen bases (sixth) and RBI (tied for eighth).
- ◆ Named the Southern League Hitter of the Week twice (June 20-26 and Aug. 8-14).
- ◆ Posted 34 multi-hit games and 16 multi-RBI affairs.
- ◆ Batted .387 (24-for-69) during a 16-game hitting streak from April 26-May 12, tying for the fifth-longest streak in the Southern League.
- ◆ Hit .253 (21-for-83) with 2 homers and 11 RBI in 24 games with the Peoria Saguaros in the Arizona Fall League.
- ◆ Ranked by *Baseball America* as the No. 6 prospect, Best Athlete and Fastest Baserunner in the White Sox organization entering the season as well as the 15th-best prospect in the South Atlantic League.

## 2004

- ◆ Recorded his first 20-home run, 20-stolen base season at Single-A Kannapolis.
- ◆ Finished among the organizational leaders in walks (second, 66), stolen bases (second, 31), total bases (fourth, 235), extra-base hits (fourth, 60), slugging percentage (fourth, .505), triples (tied for fifth, 5), home runs (sixth, 24), doubles (tied for sixth, 31) and on-base percentage (seventh, .365).
- ◆ Reached base via hit or walk in 76.9 percent of his starts (103-of-134).
- ◆ Entered the season ranked by *Baseball America* as the ninth-best prospect and Best Athlete in the White Sox organization.

## 2003

- ◆ Ranked among the Appalachian League leaders in stolen bases (second, 21), extra-base hits (third, 28), doubles (tied for third, 18), runs (tied for third, 47) and hits (fourth, 69) at Advanced Rookie Bristol.
- ◆ Named to the league's postseason All-Star Team.
- ◆ Named League Player of the Month in July.
- ◆ Appeared in 10 games at Rookie-Advanced Great Falls.

## 2002

- ◆ Rated by *Baseball America* as the 13th-best prospect in the Arizona League.
- ◆ Tied for fourth in the league in doubles (13) and home runs (5) at Rookie Phoenix.
- ◆ Reached base safely in 20 straight games to begin season.

## 2001

- ◆ Did not play after agreeing to terms with the White Sox on Aug. 19.

## PERSONAL

- ◆ Christopher Brandon (Chris) Young.

- ◆ Graduated from Bellaire High School in Houston, where he was a first-team all-state selection after leading the state in stolen bases.
- ◆ Participated in the MLB's RBI program while growing up in the Houston area...was chosen to host and narrate MLB's primetime special, "Hitting Home with RBI presented by KPMG," that aired on ESPN2 in September 2010.
- ◆ Was a studio analyst for MLB Network during the 2010 postseason.

## CAREER TRANSACTIONS

Aug. 19, 2001	Signed by the Chicago White Sox as their 16th-round selection in the 2001 First-Year Player Draft.
Dec. 20, 2005	Traded with RHP Orlando Hernandez and RHP Luis Vizcaino to the Arizona Diamondbacks for RHP Javier Vazquez and cash considerations.
April 6-21, 2006	Disabled list (right hand fracture).
April 8, 2008	Signed a 5-year extension through 2013 with a club option for 2014.

## YOUNG'S CAREER RECORD

YEAR	CLUB	AVG	G	AB	R	H	2B	3B	HR	RBI	SH	SF	HP	BB	SO	SB-CS	E
2002	AZL White Sox	.217	55	184	26	40	13	1	5	17	2	0	5	19	54	7-8	3
2003	Bristol	.290	64	238	47	69	18	3	7	28	3	4	4	23	40	21-7	1
	Great Falls	.176	10	34	5	6	3	0	0	0	0	0	0	1	10	0-0	0
2004	Kannapolis	.262	#135	465	83	122	31	5	24	56	6	3	11	66	145	31-9	11
2005	Birmingham	.277	126	466	*100	129	*41	3	#26	77	7	3	7	70	129	32-6	3
2006	Tucson	.276	100	402	78	111	32	4	21	77	1	5	6	52	71	17-5	5
	ARIZONA	.243	30	70	10	17	4	0	2	10	0	1	1	6	12	2-1	0
2007	ARIZONA	.237	148	569	85	135	29	3	32	68	1	5	6	43	141	27-6	6
2008	ARIZONA	.248	160	625	85	155	42	7	22	85	6	5	1	62	165	14-5	3
2009	ARIZONA	.212	134	433	54	92	28	4	15	42	3	2	4	59	133	11-4	2
	Reno	.370	13	54	17	20	5	1	3	9	0	0	0	9	13	2-2	0
2010	ARIZONA	.257	156	584	94	150	33	0	27	91	1	3	2	74	145	28-7	7
Minor League Totals		.269	504	1845	356	497	143	17	86	264	19	15	33	241	463	110-37	23
Major League Totals		.241	628	2281	328	549	136	14	98	296	11	16	14	244	596	82-23	18

\*Led league; #Tied for league lead

## DIVISION SERIES RECORD

YEAR	CLUB	AVG	G	AB	R	H	2B	3B	HR	RBI	SH	SF	HP	BB	SO	SB-CS	E
2007	ARZ vs. CHC	.273	3	11	3	3	0	0	2	4	0	0	0	3	8	1-0	0
Totals		.273	3	11	3	3	0	0	2	4	0	0	0	3	8	1-0	0

## LEAGUE CHAMPIONSHIP SERIES RECORD

YEAR	CLUB	AVG	G	AB	R	H	2B	3B	HR	RBI	SH	SF	HP	BB	SO	SB-CS	E
2007	ARZ vs. COL	.286	4	14	1	4	1	0	0	1	0	0	1	4	5	0-2	0
Totals		.286	4	14	1	4	1	0	0	1	0	0	1	4	5	0-2	0

## YOUNG'S SINGLE-GAME BESTS

### HITS

4.....10/2/09 @ CHC  
4.....6/18/09 @ KC  
3.....30x (last: 8/14/10 @ WSH)

### HOME RUNS

3.....9/6/09 @ COL  
2.....8x (last: 8/7/10 vs. SD)

### RBI

5.....4x (last: 7/2/10 vs. LAD)  
4.....7x (last: 8/26/10 @ SD)  
3.....15x (8/19/10 vs. CIN)

### RUNS

4.....3x (last: 10/2/09 @ CHC)  
3.....11x (last: 8/30/10 vs. SD)

### HITTING STREAKS

9.....June 9-18, 2010  
7.....4x (last: April 21-28, 2010)

## FIELDING

YEAR	POS	G	PO	A	E	FPC
2006	CF	24	50	1	0	1.000
2007	CF	146	354	6	6	.984
2008	CF	159	393	5	3	.993
2009	CF	124	287	3	2	.993
2010	CF	156	418	10	7	.984
Totals		609	1502	25	18	.988

## GRAND SLAMS (2)

GAME	PITCHER
8/16/08 @ HOU	Brandon Backe
4/9/10 vs. PIT	Charlie Morton

## WALK-OFF HOME RUNS (4)

GAME	PITCHER
6/5/07 vs. SF	Kevin Correia
6/19/07 vs. TB	Al Reyes
6/13/10 vs. STL	Kyle McClellan
8/7/10 vs. SD	Luke Gregerson


## LEAD-OFF HOME RUNS (14)

GAME	PITCHER
6/5/07 vs. SF	Kevin Correia
6/19/07 vs. TB	Al Reyes
4/30/07 @ LAD	Randy Wolf
7/16/07 @ MIL	Dave Bush
7/25/07 vs. FLA	Scott Olsen
7/28/07 vs. ATL	John Smoltz
8/14/07 @ FLA	Dontrelle Willis
8/16/07 @ FLA	Daniel Barone
8/22/07 vs. MIL	Jeff Suppan
8/26/07 vs. CHC	Jason Marquis
9/22/07 vs. LAD	David Wells
*10/6/07 @ CHC	Rich Hill
4/5/08 @ COL	Jeff Francis
5/25/08 @ ATL	Tom Glavine
7/21/10 vs. NYM	Jonathon Niese
8/7/10 vs. SD	Clayton Richard

\* Game 3 of the NLDS



# NON-ROSTER INVITEE



## CLAY ZAVADA

Left-handed Pitcher

35

**HEIGHT, WEIGHT:** 6-1, 187

**BATS/THROWS:** Left/Left

**OPENING DAY AGE:** 26

**ML SERVICE:** 139 days

**SIGNED THROUGH:** 2011

**BORN:** June 28, 1984  
Streator, Ill.

**RESIDENCE:** Streator, Ill.

### CAREER HIGHLIGHTS

Zavada appeared in only 5 games with Triple-A Reno in 2010 before undergoing Tommy John surgery on his left elbow... began his big league career in 2009 with 19 consecutive games without allowing an earned run (18.0 IP), the longest streak in franchise history and fourth longest in Major League history among relievers since 1954...came back in 2008 with a resounding performance after sitting out the entire 2007 season...was named as the top independent league player signed by an affiliated club in 2008 by *Baseball America* after playing for the Frontier League's Southern Illinois Miners.

#### 2010

- ◆ Opened the season with Triple-A Reno and appeared in 5 games before being placed on the disabled list with left elbow inflammation on May 7 for the remainder of the season...also on the disabled list from April 10-22 with a left elbow strain.
- ◆ Had Tommy John surgery performed by Dr. James Andrews in Birmingham, Ala. on May 18.

#### 2009

- ◆ Made the jump from Double-A Mobile to the Majors in mid-May and remained with the D-backs for the rest of the season.
- ◆ Went 3-3 with a 3.35 ERA (19 ER in 51.0 IP) in 49 games and allowed 9 of 23 inherited runners (40.9%) to score.
- ◆ Had a 1.21 ERA (3 ER in 22.1 IP) and .203 average (16-for-76) in 22 home games.
- ◆ Limited right-handed hitters to a .205 average (24-for-117) with 11 walks and 33 strikeouts while lefties hit .284 (21-for-74) with 13 walks and 19 strikeouts.
- ◆ Opened his big league career with 19 consecutive games without allowing an earned run (18.0 IP), the longest streak in franchise history and fourth longest in Major League history among relievers since 1954.
- ◆ Earned the win in his big league debut with a perfect ninth inning in a 4-3 win on May 21 @ Marlins.
- ◆ Did not allow an earned run in 17 consecutive home games from May 25-Aug. 29, having allowed 2 unearned runs on July 12 vs. Marlins.
- ◆ Struck out a season-high 3 batters on May 29 vs. Braves and Sept. 19 vs. Rockies.
- ◆ Pitched a career-high 2.2 innings on June 7 @ Padres.

#### 2008

- ◆ Earned a MiLB Y as Minor League Baseball's Class A reliever of the year after posting a 3-1 record and 0.51 ERA in 24 relief appearances at Single-A South Bend...held opposing batters to a .056 average (6 hits) in 35.1 innings.
- ◆ Caught the attention of the D-backs and re-signed with the organization in June after posting a 2-1 record with 4 saves and 22 strikeouts during 15.2 innings in 12 games for the independent Southern Illinois Miners.
- ◆ Tossed 2.0 perfect innings when he made his debut for the Silver Hawks on June 21 vs. Western Michigan.
- ◆ Earned his first win of the season on June 23 @ Dayton, allowing 1 run and 1 hit and 4 strikeouts in 2.0 innings.
- ◆ Earned his first save of the season on June 29 vs. Great Lakes, tossing a scoreless ninth inning with a walk and 2 strikeouts.
- ◆ Earned the organization's Pitcher of the Month honors after tying for second in the Midwest League with 6 saves in August.
- ◆ Struck out a season-high 5 batters in 2.1 perfect innings on Aug. 27 @ Fort Wayne.
- ◆ Did not allow a run to score after June 26, a string of 30.2 innings to end his season.
- ◆ Notched 3 saves in 3 appearances, striking out 5 and allowing 2 hits in the Midwest League playoffs.

#### 2007

- ◆ After his father, Clarence, died from a heart attack in December 2006, became responsible for tending to his family's 40-acre property in Streator, Ill....his mother, Linda, had died when he was 3 and his brother, Dustin, was in the Navy.
- ◆ Sat out the season after failing to report to Spring Training with the D-backs and honored his father's wishes by completing his bachelor's degree in business from Southern Illinois University at Edwardsville...he earned his degree during spring 2008.

#### 2006

- ◆ Made his organizational debut for Rookie-Advanced Missoula on June 20 @ Helena, walking 2 and striking out 1 in 2.1 scoreless innings.
- ◆ Earned his first victory on July 5 @ Billings, striking out 4 in 6.0 scoreless, innings.

- ◆ Earned his first save on Aug. 14 vs. Great Falls, tossing 1.1 perfect innings with a strikeout.

### PERSONAL

- ◆ Clay Pflibson Zavada.
- ◆ Transferred to Southern Illinois University at Edwardsville in his junior year after playing at Illinois Valley Community College.
- ◆ Named team MVP and first-team all-state at Streator (Ill.) High.
- ◆ His story about returning to baseball was featured on the cover of the *New York Times*' sports section on Dec. 21, 2008.
- ◆ Because of his handlebar mustache, was named the 2009 Robert Goulet Memorial Mustached American of the Year. He accepted the award on Oct. 30, 2009, in St. Louis from the American Mustache Institute.

### CAREER TRANSACTIONS

June 13, 2006	Signed by the Arizona Diamondbacks as their 30th-round selection in the 2006 First-Year Player Draft.
Nov. 21, 2006-Dec. 10, 2007	Reserve list.
Dec. 11, 2007	Released.
June 19, 2008	Signed by the Arizona Diamondbacks.
May 7, 2010	Disabled list through remainder of season (left elbow inflammation).

## ZAVADA'S CAREER RECORD

YEAR	CLUB	W-L	ERA	G	GS	CG	SHO	SV	IP	H	R	ER	HR	HB	BB	SO	WP	BK
2006	Missoula	2-3	3.10	22	0	0	0	2	49.1	41	29	17	3	2	15	51	2	2
2007									Did Not Play									
2008	South Bend	3-1	0.51	24	0	0	0	8	35.1	6	2	2	1	1	5	54	0	0
2009	Mobile	1-0	2.60	11	0	0	0	0	17.1	10	5	5	2	0	7	18	0	0
	<b>ARIZONA</b>	3-3	3.35	49	0	0	0	0	51.0	45	22	19	5	3	24	52	1	0
2010	Reno	0-1	30.00	5	0	0	0	0	3.0	6	10	10	0	0	10	2	3	0
Minor League Totals		6-5	2.91	62	0	0	0	10	105.0	63	46	34	6	3	37	125	5	2
Major League Totals		3-3	3.35	49	0	0	0	0	51.0	45	22	19	5	3	24	52	1	0

## ZAVADA'S SINGLE-GAME BESTS

### STRIKEOUTS

3.....9/19/09 vs. COL  
 3.....5/29/09 vs. ATL  
 2.....13x (last: 9/16/09 @ SD)

### INNINGS PITCHED

2.2.....6/7/09 @ SD  
 2.0.....4x (last: 9/5/09 @ COL)  
 1.2.....2x (last: 9/19/09 vs. COL)  
 1.1.....3x (last: 9/25/09 vs. SD)

## FIELDING

YEAR	POS	G	PO	A	E	FPC
2009	P	49	3	8	0	1.000
Totals		49	3	8	0	1.000

## HITTING TOTALS

YEAR	AVG	AB	H	HR	RBI
2009	-	0	0	0	0
Totals	-	0	0	0	0



# ZERO CALORIES MAXIMUM TASTE

---

THE OFFICIAL SOFT DRINK OF  
THE ARIZONA DIAMONDBACKS

---



PEPSI, PEPSIMAX and the Pepsi Globe are registered trademarks of PepsiCo, Inc. Major League Baseball trademarks and copyrights are used with permission of Major League Baseball Properties, Inc.



**2010 REVIEW**



# 2010 DAY-BY-DAY RECORD

DATE	OPPONENT	D/N	W/L	SCORE	REC.	POS.	GA/GB	WINNING PITCHER	LOSING PITCHER	SAVE	DAILY ATT.	HOME NO.	TOTAL
<b>(APRIL, 11-12)</b>													
4/5	San Diego	D	W	6-3	1-0	T1	1-0	Haren (1-0)	Garland (0-1)	--	*49,059	1	49,059
4/6	San Diego	N	L	3-6	1-1	T2	-1-0	Young (1-0)	Jackson (0-1)	Bell (1)	19,206	2	68,265
4/7	San Diego	N	W	5-3	2-1	2	-1-0	Boyer (R, 1-0)	Correia (0-1)	Qualls (1)	17,663	3	85,928
4/9	Pittsburgh	N	W	9-1	3-1	2	-1-0	Lopez (1-0)	Morton (0-1)	--	21,329	4	107,257
4/10	Pittsburgh	N	L	3-6	3-2	2	-1-0	Duke (2-0)	Haren (1-1)	Dotel (1)	22,407	5	129,664
4/11	Pittsburgh	D	W	15-6	4-2	2	-1-5	Jackson (1-1)	McCutchen (0-1)	--	21,061	6	150,725
4/13	@ Los Angeles-NL	D	L	5-9	4-3	T2	-1-5	Kershaw (1-0)	Kennedy (0-1)	--	56,000		
4/14	@ Los Angeles-NL	N	W	9-7 (11)	5-3	T2	-1-5	Rosales (R, 1-0)	Ortiz (R, 0-1)	--	44,621		
4/15	@ Los Angeles-NL	N	L	5-6 (10)	5-4	T2	-2-0	Broxton (R, 1-0)	Boyer (R, 1-1)	--	39,967		
4/16	@ San Diego	N	L	3-6	5-5	T2	-2-0	Bell (R, 1-0)	Gutierrez (R, 0-1)	--	26,632		
4/17	@ San Diego	N	L	0-5	5-6	T3	-3-0	Correia (2-1)	Benson (0-1)	--	31,324		
4/18	@ San Diego	D	L	3-5	5-7	5	-3-0	Mujica (1-0)	Heilman (R, 0-1)	Bell (3)	20,634		
4/19	St. Louis	N	L	2-4	5-8	5	-3-0	Penny (2-0)	Boyer (R, 1-2)	Franklin (5)	24,170	7	174,895
4/20	St. Louis	N	W	9-7	6-8	5	-2-0	Haren (2-1)	Boggs (R, 0-1)	Qualls (2)	19,848	8	194,743
4/21	St. Louis	N	L	4-9	6-9	5	-3-0	Motte (R, 1-1)	Qualls (R, 0-1)	--	18,544	9	213,287
4/23	Philadelphia	N	W	7-4	7-9	T4	-3-0	Benson (1-1)	Hamels (2-2)	Qualls (3)	25,991	10	239,278
4/24	Philadelphia	N	L	2-3	7-10	5	-4-0	Contreras (R, 1-1)	Gutierrez (R, 0-2)	Maddon (4)	33,334	11	272,612
4/25	Philadelphia	D	W	8-6	8-10	T4	-3-0	Rosales (R, 2-0)	Herrndon (R, 0-1)	Qualls (4)	29,333	12	301,945
4/26	@ Colorado	N	W	5-3	9-10	4	-2-0	Haren (3-1)	Hammel (0-2)	Qualls (5)	20,308		
4/27	@ Colorado	N	L	1-12	9-11	4	-3-0	Jimenez (5-0)	Jackson (1-2)	--	24,112		
4/28	@ Colorado	D	W	12-11 (10)	10-11	4	-3-0	Howry (R, 1-0)	Morales (R, 0-2)	Gutierrez (1)	23,773		
4/29	@ Chicago-NL	D	W	13-5	11-11	T3	-3-0	Kennedy (1-1)	Lilly (1-1)	--	36,850		
4/30	@ Chicago-NL	D	L	5-11	11-12	3	-4-0	Wells (3-0)	Lopez (1-1)	--	37,800		
<b>(MAY, 9-20)</b>													
5/1	@ Chicago-NL	D	L	5-7	11-13	T3	-4-0	Marshall (R, 1-1)	Gutierrez (R, 0-3)	Marmol (4)	40,368		
5/2	@ Chicago-NL	D	L	5-10	11-14	T4	-5-0	Gorzelanny (1-3)	Jackson (1-3)	--	38,144		
5/3	@ Houston	N	W	9-1	12-14	4	-4-0	Valdez (1-0)	Paulino (0-4)	--	20,370		
5/4	@ Houston	N	W	1-0	13-14	T3	-4-0	Kennedy (2-1)	Oswalt (2-4)	Qualls (6)	22,661		
5/5	@ Houston	N	L	2-4	13-15	4	-4-0	Lindstrom (R, 1-0)	Gutierrez (R, 0-4)	--	21,030		
5/6	@ Houston	N	W	6-3	14-15	4	-4-0	HAREN (4-1)	Rodriguez (1-4)	--	21,019		
5/7	Milwaukee	N	L	2-3	14-16	4	-4-5	Gallardo (4-2)	Jackson (1-4)	Hoffman (5)	27,065	13	329,010
5/8	Milwaukee	N	L	3-17	14-17	4	-5-5	Wolf (3-2)	Valdez (1-1)	--	26,853	14	355,863
5/9	Milwaukee	D	L	1-6	14-18	5	-5-5	Narveson (3-0)	Kennedy (2-2)	--	25,396	15	381,259
5/10	Los Angeles-NL	N	L	3-7	14-19	5	-6-0	Billingsley (3-2)	Lopez (1-2)	--	19,861	16	401,120
5/11	Los Angeles-NL	N	L	3-13	14-20	5	-7-0	Ely (1-1)	Haren (4-2)	--	21,047	17	422,167
5/12	Los Angeles-NL	N	L	3-6	14-21	5	-8-5	Kuroda (4-1)	Jackson (1-5)	Broxton (4)	22,749	18	444,916
5/14	@ Atlanta	N	L	5-6	14-22	5	-8-5	Wagner (R, 2-0)	Qualls (R, 0-2)	--	30,657		
5/15	@ Atlanta	N	W	11-1	15-22	5	-7-5	Lopez (2-0)	Hanson (3-2)	--	32,718		
5/16	@ Atlanta	D	L	1-13	15-23	5	-7-5	Hudson (4-1)	Haren (4-3)	--	31,758		
5/17	@ Florida	N	W	5-1	16-23	5	-7-5	Jackson (2-5)	Volstad (3-4)	--	10,870		
5/18	@ Florida	D	L	0-8	16-24	5	-7-5	Johnson (4-1)	Buckner (0-1)	--	13,289		
5/19	San Francisco	N	W	13-1	17-24	5	-7-5	Kennedy (3-2)	Wellemeier (2-4)	--	17,071	19	461,987
5/20	San Francisco	N	W	8-7	18-24	5	-6-5	Heilman (R, 1-1)	Affeldt (R, 2-3)	Qualls (7)	18,623	20	480,610
5/21	Toronto	N	W	8-6	19-24	5	-5-5	Haren (5-3)	Morrow (3-4)	Qualls (8)	19,548	21	500,158
5/22	Toronto	N	W	8-5	20-24	5	-5-5	Jackson (3-5)	Eveland (3-4)	Qualls (9)	32,765	22	532,923
5/23	Toronto	D	L	4-12	20-25	5	-6-5	Marcum (4-1)	Buckner (0-2)	--	23,115	23	556,038
5/25	@ Colorado	N	L	2-3	20-26	5	-7-5	Chacin (3-2)	Kennedy (3-3)	Corpas (4)	28,370		
5/26	@ Colorado	N	L	3-7	20-27	5	-8-5	Jimenez (9-1)	Lopez (2-3)	--	26,320		
5/27	@ Colorado	D	L	2-8	20-28	5	-8-5	Hammel (2-3)	Haren (5-4)	--	28,353		
5/28	@ San Francisco	N	L	0-5	20-29	5	-8-5	CAIN (3-4)	Jackson (3-6)	--	31,495		
5/29	@ San Francisco	N	L	1-12	20-30	5	-9-5	Sanchez (3-4)	Buckner (0-3)	--	37,400		
5/30	@ San Francisco	D	L	5-6	20-31	5	-10-5	Wilson (R, 1-0)	Rosa (R, 0-1)	--	41,394		
5/31	@ Los Angeles-NL	N	L	4-5	20-32	5	-11-5	Broxton (R, 3-0)	Vasquez (R, 0-1)	--	45,325		
<b>(JUNE, 11-16)</b>													
6/1	@ Los Angeles-NL	N	L	0-1 (10)	20-33	5	-11-5	Weaver (R, 3-1)	Gutierrez (R, 0-5)	--	36,533		
6/2	@ Los Angeles-NL	D	L	0-1 (14)	20-34	5	-12-5	Schlichting (R, 1-0)	Valdez (R, 1-2)	--	35,355		
6/4	Colorado	N	W	7-6	21-34	5	-11-5	Qualls (R, 1-2)	Corpas (R, 1-3)	--	25,073	24	581,111
6/5	Colorado	N	W	4-3	22-34	5	-10-5	Willis (1-0)	Chacin (3-4)	Qualls (10)	27,923	25	609,034
6/6	Colorado	D	L	2-3	22-35	5	-11-5	Jimenez (11-1)	Lopez (2-4)	Corpas (6)	20,574	26	629,608
6/7	Atlanta	N	W	7-4	23-35	5	-11-5	Haren (6-4)	Lowe (8-5)	Qualls (11)	17,725	27	647,333
6/8	Atlanta	N	L	5-7	23-36	5	-12-0	Venters (R, 1-0)	Vasquez (R, 0-2)	Wagner (10)	17,095	28	664,428
6/9	Atlanta	N	W	2-1	24-36	5	-12-0	Heilman (R, 2-1)	Moylan (R, 2-1)	Qualls (12)	19,153	29	683,581
6/10	Atlanta	D	L	7-11	24-37	5	-12-5	Moylan (R, 3-1)	Qualls (R, 1-3)	--	27,003	30	710,584
6/11	St. Louis	N	L	2-5	24-38	5	-12-5	Garcia (6-2)	Lopez (2-5)	Franklin (11)	20,658	31	731,242
6/12	St. Louis	N	W	7-2	25-38	5	-12-5	Haren (7-4)	Ottavino (0-2)	--	30,008	32	761,250
6/13	St. Louis	D	W	7-5	26-38	5	-11-5	Vasquez (R, 1-2)	McClellan (R, 0-2)	--	24,105	33	785,355
6/15	@ Boston	N	L	3-6	26-39	5	-12-0	Buchholz (9-4)	Kennedy (3-4)	Papelbon (14)	37,459		
6/16	@ Boston	N	L	2-6	26-40	5	-12-5	Lester (8-2)	Lopez (2-6)	Papelbon (15)	37,452		
6/17	@ Boston	N	L	5-8	26-41	5	-12-5	Lackey (8-3)	Haren (7-5)	--	37,544		
6/18	@ Detroit	N	L	5-7	26-42	5	-13-5	Coke (R, 5-0)	Qualls (R, 1-4)	Valverde (15)	37,438		
6/19	@ Detroit	N	W	6-5	27-42	5	-12-5	Jackson (4-6)	Porcello (4-7)	Heilman (1)	40,681		
6/20	@ Detroit	D	L	1-3	27-43	5	-13-5	Scherzer (4-6)	Kennedy (3-5)	Valverde (16)	41,417		
6/21	New York-AL	N	W	10-4	28-43	5	-13-0	Lopez (3-6)	Burnett (6-6)	--	47,230	34	832,585
6/22	New York-AL	N	L	9-3	28-44	5	-14-0	Pettitte (9-2)	Haren (7-6)	--	45,785	35	878,370
6/23	New York-AL	N	L	5-6 (10)	28-45	5	-14-5	Rivera (R, 1-1)	Rosa (R, 0-2)	--	46,333	36	924,703
6/25	@ Tampa Bay	N	W	1-0	29-45	5	-14-5	JACKSON (5-6)	Niemann (6-2)	--	18,918		
6/26	@ Tampa Bay	D	L	3-5	29-46	5	-15-5	Price (11-3)	Kennedy (3-6)	Soriano (18)	23,945		
6/27	@ Tampa Bay	D	W	2-1	30-46	5	-15-5	Lopez (4-6)	Davis (5-9)	Heilman (2)	25,442		
6/28	@ St. Louis	N	L	5-6	30-47	5	-15-5	Motte (R, 3-2)	Heilman (R, 2-2)	--	41,578		
6/29	@ St. Louis	N	L	0-8	30-48	5	-15-5	Wainwright (11-5)	Willis (1-3)	--	38,736		
6/30	@ St. Louis	D	W	4-2	31-48	5	-15-0	Enright (1-0)	Suppan (0-4)	Heilman (3)	36,962		

# 2010 DAY-BY-DAY RECORD

DATE	OPPONENT	D/N	W/L	SCORE	REC.	POS.	GB/	WINNING PITCHER	LOSING PITCHER	SAVE	DAILY ATT.	HOME NO.	TOTAL
<b>(JULY, 7-17)</b>													
7/2	Los Angeles-NL	N	W	12-5	32-48	5	-15.0	Jackson (6-6)	Kuroda (7-6)	--	23,193	37	947,896
7/3	Los Angeles-NL	N	L	1-14	32-49	5	-16.0	Kershaw (8-4)	Lopez (4-7)	--	44,202	38	992,098
7/4	Los Angeles-NL	D	L	1-3	32-50	5	-17.0	Kuo (R, 3-1)	Heilman (R, 2-3)	Broxton (17)	26,626	39	1,018,724
7/5	Chicago-NL	D	L	4-9	32-51	5	-17.5	Gorzelanny (3-5)	Kennedy (3-7)	--	26,250	40	1,044,974
7/6	Chicago-NL	N	L	4-6	32-52	5	-17.5	Silva (9-2)	Enright (1-1)	Marmol (16)	20,093	41	1,065,067
7/7	Chicago-NL	N	L	3-8	32-53	5	-17.5	Dempster (7-7)	Jackson (6-7)	--	20,898	42	1,085,965
7/8	Florida	N	W	10-4	33-53	5	-17.5	Lopez (5-7)	Sanchez (7-6)	--	16,682	43	1,102,647
7/9	Florida	N	L	2-3	33-54	5	-17.5	Nolasco (9-6)	Haren (7-7)	Nunez (19)	18,119	44	1,120,766
7/10	Florida	N	W	5-4	34-54	5	-16.5	Kennedy (4-7)	Robertson (6-7)	Gutierrez (2)	21,618	45	1,142,384
7/11	Florida	D	L	0-2	34-55	5	-17.5	Badenhop (1-5)	Enright (1-2)	Nunez (20)	21,189	46	1,163,573
<b>7/13 All-Star Game, Angels Stadium, Anaheim, Calif. -- National League 3, American League 1</b>													
7/16	@ San Diego	N	L	1-12	34-56	5	-18.5	Garland (9-6)	Haren (7-8)	--	33,177		
7/17	@ San Diego	N	L	5-8	34-57	5	-19.5	Richard (7-4)	Lopez (5-8)	Bell (25)	40,011		
7/18	@ San Diego	D	L	4-6	34-58	5	-20.5	Correia (6-6)	Jackson (6-8)	Bell (26)	25,363		
7/19	New York-NL	N	W	13-2	35-58	5	-20.0	Kennedy (5-7)	Pelfrey (10-5)	--	18,241	47	1,181,814
7/20	New York-NL	N	W	3-2	36-58	5	-19.0	Enright (2-2)	Dickey (6-4)	Gutierrez (3)	18,761	48	1,200,575
7/21	New York-NL	N	W	4-3 (14)	37-58	5	-19.0	Boyer (R, 2-2)	Nieve (R, 2-4)	--	18,240	49	1,218,815
7/22	San Francisco	N	L	0-3	37-59	5	-19.0	Cain (8-8)	Lopez (5-9)	Wilson (27)	17,204	50	1,236,019
7/23	San Francisco	N	L	4-7	37-60	5	-20.0	Ray (R, 1-0)	Jackson (6-9)	Wilson (28)	22,518	51	1,258,537
7/24	San Francisco	N	L	4-10	37-61	5	-21.0	Bumgarner (4-2)	Kennedy (5-8)	--	32,786	52	1,291,323
7/25	San Francisco	D	L	2-3 (10)	37-62	5	-22.0	Romo (R, 3-3)	Vasquez (R, 1-3)	Wilson (29)	31,362	53	1,322,685
7/27	@ Philadelphia	N	L	4-9	37-63	5	-22.0	Hernon (R, 1-2)	Norberto (R, 0-1)	--	44,379		
7/28	@ Philadelphia	N	L	1-7	37-64	5	-23.0	HALLADAY (12-8)	Jackson (6-10)	--	45,048		
7/29	@ Philadelphia	N	L	2-3 (11)	37-65	5	-24.0	Contreras (R, 5-3)	Vasquez (R, 1-4)	--	45,232		
7/30	@ New York-NL	N	W	9-6	38-65	5	-23.0	Kennedy (6-8)	Valdes (R, 2-3)	Heilman (4)	34,280		
7/31	@ New York-NL	N	L	4-5	38-66	5	-23.0	Rodriguez (4-2)	Gutierrez (0-6)	--	35,287		
<b>(AUGUST, 16-13)</b>													
8/1	@ New York-NL	D	W	14-1	39-66	5	-23.0	Hudson (1-0)	Niese (7-5)	--	35,014		
8/2	Washington	N	L	1-3	39-67	5	-24.0	Hernandez (8-7)	Lopez (5-10)	Burnett (1)	16,793	54	1,339,477
8/3	Washington	N	W	6-1	40-67	5	-23.0	SAUNDERS (1-0)	Olsen (3-3)	--	17,164	55	1,356,680
8/4	Washington	N	L	2-7	40-68	5	-23.0	Stammen (4-4)	Kennedy (6-9)	--	15,670	56	1,372,348
8/5	Washington	N	W	8-4	41-68	5	-23.0	Enright (3-2)	Detwiler (0-2)	--	16,638	57	1,388,989
8/6	San Diego	N	W	2-1	42-68	5	-22.0	Hudson (2-0)	Garland (10-8)	Heilman (5)	22,168	58	1,411,190
8/7	San Diego	N	W	6-5	43-68	5	-21.0	Heilman (R, 3-3)	Gregerson (R, 3-6)	--	*48,946	59	1,460,136
8/8	San Diego	D	L	1-10	43-69	5	-22.0	Saunders (1-1)	Latos (12-5)	--	27,856	60	1,488,205
8/9	@ Milwaukee	N	W	7-4 (10)	44-69	5	-21.5	Demel (R, 1-0)	Hoffman (R, 2-5)	Heilman (6)	29,633		
8/10	@ Milwaukee	N	W	2-1	45-69	5	-21.5	Boyer (R, 3-2)	Capuano (R, 1-2)	Demel (1)	35,029		
8/11	@ Milwaukee	N	W	8-2	46-69	5	-21.5	Hudson (3-0)	Bush (5-10)	--	29,611		
8/12	@ Milwaukee	D	L	4-8	46-70	5	-22.5	Wolf (9-9)	Lopez (5-11)	Axford (17)	34,808		
8/13	@ Washington	N	L	2-4	46-71	5	-23.5	Lannan (4-5)	Saunders (1-2)	Burnett (2)	19,549		
8/14	@ Washington	N	W	9-2	47-71	5	-22.5	Kennedy (7-9)	Marquis (0-5)	--	22,400		
8/15	@ Washington	D	L	3-5	47-72	5	-23.5	Clippard (R, 9-6)	Norberto (R, 0-2)	Storen (2)	21,695		
8/17	Cincinnati	N	L	2-6	47-73	5	-25.0	Arroyo (13-7)	Hudson (3-1)	--	21,502	61	1,509,440
8/18	Cincinnati	N	L	7-11	47-74	5	-26.0	Rhodes (R, 4-3)	Heilman (R, 3-4)	--	15,509	62	1,524,948
8/19	Cincinnati	N	L	5-9	47-75	5	-27.0	Wood (4-1)	Saunders (1-3)	--	17,385	63	1,542,343
8/20	Colorado	N	W	4-3 (10)	48-75	5	-26.0	Heilman (R, 4-4)	Beimel (R, 1-2)	--	26,294	64	1,568,637
8/21	Colorado	N	W	3-1	49-75	5	-25.0	Enright (4-2)	Jimenez (17-4)	Gutierrez (4)	37,631	65	1,606,293
8/22	Colorado	D	L	0-1	49-76	5	-26.0	Chacin (6-9)	Heilman (R, 4-5)	Street (10)	30,397	66	1,636,719
8/24	@ San Diego	N	L	0-5	49-77	5	-27.0	Richard (12-5)	Lopez (5-12)	--	20,075		
8/25	@ San Diego	N	L	3-9	49-78	5	-28.0	LeBlanc (8-11)	Saunders (1-4)	--	21,966		
8/26	@ San Diego	D	W	11-5	50-78	5	-27.0	Kennedy (8-9)	Correia (10-9)	--	20,983		
8/27	@ San Francisco	N	W	6-0	51-78	5	-26.0	Enright (5-2)	Lincecum (11-9)	--	38,013		
8/28	@ San Francisco	N	W	11-3	52-78	5	-25.0	Hudson (4-1)	Zito (8-10)	--	41,250		
8/29	@ San Francisco	D	L	7-9	52-79	5	-25.0	Afeldt (R, 3-3)	Vasquez (R, 1-5)	Wilson (36)	38,735		
8/30	San Diego	N	W	7-2	53-79	5	-24.0	Saunders (2-4)	LeBlanc (8-12)	--	17,829	67	1,654,529
8/31	San Diego	N	W	7-4	54-79	5	-23.0	Kennedy (9-9)	Correia (10-10)	Gutierrez (5)	16,250	68	1,670,782
<b>(SEPTEMBER/OCTOBER, 11-12)</b>													
9/1	@ San Diego	D	W	5-2	55-79	5	-22.0	Enright (6-2)	Gregerson (R, 3-7)	Gutierrez (6)	17,599	69	1,688,388
9/3	Houston	N	W	4-3	56-79	5	-21.0	Heilman (R, 5-5)	Lopez (R, 5-1)	Gutierrez (7)	24,748	70	1,713,152
9/4	Houston	N	L	5-6	56-80	5	-21.0	Melancon (R, 2-0)	Heilman (R, 5-6)	Lyon (12)	31,605	71	1,744,773
9/5	Houston	D	L	2-3	56-81	5	-21.0	Happ (6-2)	Lopez (5-13)	Lyon (13)	25,416	72	1,770,222
9/6	San Francisco	D	L	0-2 (11)	56-82	5	-22.0	Castilla (R, 6-2)	Heilman (R, 5-7)	Wilson (41)	31,879	73	1,802,126
9/7	San Francisco	N	L	3-6	56-83	5	-23.0	Lincecum (13-9)	Enright (6-3)	Afeldt (4)	19,417	74	1,821,549
9/8	San Francisco	N	W	3-1	57-83	5	-23.0	Hudson (5-1)	Zito (8-12)	Gutierrez (8)	19,972	75	1,841,520
9/10	@ Colorado	N	L	4-13	57-84	5	-22.5	De La Rosa (7-4)	Saunders (2-5)	--	37,265		
9/11	@ Colorado	N	L	1-2	57-85	5	-23.5	Reynolds (1-0)	Lopez (5-14)	Street (18)	48,023		
9/12	@ Colorado	D	L	2-4	57-86	5	-23.5	Street (R, 3-4)	Demel (R, 1-1)	--	41,504		
9/13	@ Cincinnati	N	L	2-7	57-87	5	-24.5	Arroyo (15-10)	Enright (6-4)	--	12,061		
9/14	@ Cincinnati	N	W	3-1	58-87	5	-24.5	Hudson (6-1)	Wood (5-3)	Gutierrez (9)	16,973		
9/15	@ Cincinnati	N	L	5-7	58-88	5	-24.5	Maloney (1-2)	Saunders (2-6)	Cordero (36)	19,923		
9/16	@ Cincinnati	D	W	3-1	59-88	5	-24.0	Lopez (6-14)	Volquez (3-3)	Gutierrez (10)	22,090		
9/17	@ Pittsburgh	N	L	3-4	59-89	5	-24.0	Meek (R, 5-4)	Vasquez (R, 1-6)	--	22,939		
9/18	@ Pittsburgh	N	L	6-9	59-90	5	-24.0	McDonald (4-5)	Enright (6-5)	--	25,981		
9/19	@ Pittsburgh	D	L	3-4	59-91	5	-25.0	Hanrahan (R, 4-1)	Heilman (R, 5-8)	Meek (3)	18,331		
9/21	Colorado	N	W	3-1	60-91	5	-25.5	Saunders (3-6)	De La Rosa (8-5)	Gutierrez (11)	37,461	76	1,878,981
9/22	Colorado	N	W	8-4	61-91	5	-25.5	Lopez (7-14)	Jimenez (19-7)	Demel (2)	29,916	77	1,908,897
9/23	Colorado	N	W	10-9	62-91	5	-24.0	Carrasco (R, 3-2)	Francis (4-6)	Gutierrez (12)	30,090	78	1,938,987
9/24	Los Angeles-NL	N	L	1-3	62-92	5	-25.0	Kershaw (13-10)	Enright (6-6)	Jansen (2)	38,567	79	1,977,554
9/25	Los Angeles-NL	N	W	5-2	63-92	5	-24.5	Hudson (7-1)	Ely (4-9)	Gutierrez (13)	41,403	80	2,018,957
9/26	Los Angeles-NL	D	W	5-4	64-92	5	-24.0	Demel (R, 2-1)	Broxton (R, 5-6)	Gutierrez (14)	38,178	81	2,057,135
9/28	@ San Francisco	N	L	2-4	64-93	5	-25.0	Sanchez (12-9)	Lopez (7-15)	Wilson (46)	37,449		
9/29	@ San Francisco	N	L	1-3	64-94	5	-26.0	Lincecum (16-10)	Kennedy (9-10)	Wilson (47)	38,228		
9/30	@ San Francisco	D	L	1-4	64-95	5	-27.0	Bumgarner (7-6)	Enright (6-7)	Ramirez (3)	37,261		
10/1	@ Los Angeles-NL	N	W	7-5	65-95	5	-26.0	Kroenke (1-0)	Ely (4-10)	Gutierrez (15)	36,713		
10/2	@ Los Angeles-NL	N	L	2-3	65-96	5	-26.0	Billingsley (12-11)	Saunders (3-7)	Jansen (4)	41,918		
10/3	@ Los Angeles-NL	D	L	1-3	65-97	5	-27.0	Lilly (10-12)	Lopez (7-16)	Kuo (12)	38,007		

\* denotes Chase Field sellout ALL CAPS denotes complete game



# 2010 STATISTICS

## BATTING STATISTICS

PLAYER	AVG	G	AB	R	H	TB	2B	3B	HR	RBI	SH	SF	HP	BB-I	SO	SB-CS	GI DP	E	SLG	OBP
Abreu, T	.233	81	193	16	45	61	11	1	1	13	0	4	0	4-0	47	2-1	8	10	.316	.244
RIGHT	.257		70		18	26	5	0	1	6	0	1	0	1-0	12		3		.371	.264
LEFT	.220		123		27	35	6	1	0	7	0	3	0	3-0	35		5		.285	.233
+ Allen, B	.267	22	45	5	12	18	3	0	1	6	0	1	0	10-1	20	0-0	0	0	.400	.393
#Church, R	.265	37	49	9	13	24	5	0	2	7	0	0	2	4-1	19	0-0	0	0	.490	.345
#Crosby, B	.167	9	12	0	2	4	2	0	0	2	0	1	0	1-0	5	0-1	1	1	.333	.214
Drew, S	.278	151	565	83	157	259	33	12	15	61	2	1	3	62-2	108	10-5	7	10	.458	.352
+ Gillespie, C	.231	45	104	11	24	38	8	0	2	12	0	1	1	7-1	29	1-1	2	1	.365	.283
+ Hester, J	.211	38	95	9	20	33	7	0	2	7	0	0	0	11-1	32	1-0	2	0	.347	.292
Jackson, C	.238	42	151	19	36	50	11	0	1	11	0	1	0	20-2	18	4-1	3	1	.331	.326
Johnson, K	.284	154	585	93	166	290	36	5	26	71	3	2	2	79-1	148	13-7	12	8	.496	.370
LaRoche, A	.261	151	560	75	146	262	37	2	25	100	0	4	3	48-4	172	0-1	8	11	.468	.320
Montero, M	.266	85	297	36	79	130	20	2	9	43	0	3	2	29-3	71	0-1	10	2	.438	.332
Ojeda, A	.190	59	79	6	15	18	3	0	0	5	3	2	0	8-0	8	0-1	3	0	.228	.258
RIGHT	.258		31		8	9	1	0	0	2	1	0	0	3-0	3		0		.290	.324
LEFT	.146		48		7	9	2	0	0	3	2	2	0	5-0	5		3		.188	.218
Parra, G	.261	133	364	31	95	135	19	6	3	30	3	1	2	23-10	76	1-0	8	4	.371	.308
Reynolds, M	.198	145	499	79	99	216	17	2	32	85	0	5	9	83-7	211	7-4	8	18	.433	.320
Roberts, R	.197	36	66	8	13	23	4	0	2	9	1	1	0	3-1	17	0-0	0	0	.348	.229
+ Ryal, R	.261	104	207	19	54	72	7	1	3	11	1	0	6	8-0	67	0-3	3	7	.348	.308
+ Schmidt, K	.125	4	8	0	1	1	0	0	0	0	0	0	0	1-0	0	0-0	0	0	.125	.222
#Snyder, C	.231	65	195	22	45	83	8	0	10	32	1	1	1	36-6	61	0-0	5	1	.426	.352
Upton, J	.273	133	495	73	135	219	27	3	17	69	1	7	4	64-5	152	18-8	20	4	.442	.356
Young, C	.257	156	584	94	150	264	33	0	27	91	1	3	2	74-0	145	28-7	10	7	.452	.341
Benson, K	.200	3	5	0	1	1	0	0	0	0	1	0	0	0-0	1	0-0	0	0	.200	.200
Boyer, B	.000	54	2	0	0	0	0	0	0	0	0	0	0	0-0	1	0-0	0	1	.000	.000
Buckner, B	.250	3	4	0	1	1	0	0	0	0	0	0	0	1-0	0	0-0	0	0	.250	.400
#Carrasco, D	.000	63	6	0	0	0	0	0	0	0	0	0	0	0-0	3	0-0	0	2	.000	.000
ARI	.000	18	0	0	0	0	0	0	0	0	0	0	0	0-0	0	0-0	0	1	.000	.000
+ Enright, B	.242	18	33	1	8	9	1	0	0	6	3	1	0	0-0	9	0-0	0	0	.273	.235
Haren, D	.364	23	55	8	20	29	6	0	1	7	1	0	0	1-0	9	0-0	0	0	.527	.375
Heilman, A	.000	70	1	0	0	0	0	0	0	0	0	0	0	0-0	1	0-0	0	2	.000	.000
+ Hudson, D	.148	11	27	1	4	6	2	0	0	6	3	0	1	0-0	7	0-0	1	0	.222	.179
Jackson, E	.158	22	38	5	6	9	0	0	1	3	3	0	0	2-0	22	0-0	0	3	.237	.200
Kennedy, I	.204	33	54	7	11	12	1	0	0	2	5	1	0	7-0	24	0-0	0	1	.222	.290
+ Kroenke, Z	.000	3	2	0	0	0	0	0	0	0	0	0	0	0-0	1	0-0	0	0	.000	.000
Lopez, R	.078	33	64	2	5	5	0	0	0	1	5	1	1	1-0	35	0-0	2	4	.078	.104
Rosales, L	.000	16	2	0	0	0	0	0	0	0	0	0	0	0-0	0	0-0	0	0	.000	.000
Saunders, J	.087	13	23	0	2	2	0	0	0	1	3	0	0	1-0	8	1-0	0	0	.087	.125
+ Valdez, C	.000	9	4	0	0	0	0	0	0	0	0	0	0	0-0	3	0-0	0	0	.000	.000
Vasquez, E	.000	57	2	0	0	0	0	0	0	0	0	0	0	0-0	1	0-0	0	1	.000	.000
Willis, D	.250	6	4	1	1	1	0	0	0	0	1	0	0	1-0	1	0-0	0	0	.250	.400
ARIZONA	.250	162	5473	713	1366	2275	301	34	180	691	41	41	39	589-45	1529	86-41	113	102	.416	.325
OPPONENTS	.271	162	5541	836	1503	2481	284	32	210	792	63	50	58	548-38	1070	115-36	125	71	.448	.340

+ Denotes rookie

# Denotes player who did not spend entire season with Arizona...stats shown are with Arizona.

## PITCHING STATISTICS

PLAYER	W-L	ERA	G	GS	CG	GF	SHO	SV	IP	H	R	ER	HR	HB	BB-IBB	SO	WP	BK	OPP AVG
Benson, K	1-1	5.14	3	3	0	0	0	0	14.0	18	9	8	2	1	6-0	8	1	0	.305
Boyer, B	3-2	4.26	54	0	0	11	0	0	57.0	59	32	27	3	1	29-1	29	2	0	.273
Buckner, B	0-3	11.08	3	3	0	0	0	0	13.0	26	17	16	4	2	5-0	11	1	0	.406
#Carrasco, D	1-0	3.18	18	0	0	2	0	0	22.2	18	15	8	1	1	12-2	20	2	0	.217
+Demel, S	2-1	5.35	37	0	0	10	0	2	37.0	42	27	22	5	1	12-2	33	5	0	.278
+Enright, B	6-7	3.91	17	17	0	0	0	0	99.0	97	43	43	20	1	29-0	49	0	0	.261
Gutierrez, J	0-6	5.08	58	0	0	35	0	15	56.2	55	33	32	13	4	23-5	47	1	0	.252
Hampton, M	0-0	0.00	10	0	0	3	0	0	4.1	3	0	0	0	0	1-1	3	0	0	.214
Haren, D	7-8	4.60	21	21	1	0	0	0	141.0	161	79	72	23	3	29-4	141	8	1	.285
Heilman, A	5-8	4.50	70	0	0	26	0	6	72.0	73	37	36	9	5	26-4	55	8	0	.260
#Howry, B	1-0	10.67	14	0	0	4	0	0	14.1	18	17	17	6	0	6-1	6	1	0	.300
+Hudson, D	7-1	1.69	11	11	0	0	0	0	79.2	51	15	15	7	4	16-1	70	3	0	.183
Jackson, E	6-10	5.16	21	21	1	0	1	0	134.1	141	80	77	13	5	60-2	104	13	0	.274
Kennedy, I	9-10	3.80	32	32	0	0	0	0	194.0	163	87	82	26	10	70-2	168	16	0	.228
+Kroenke, Z	1-0	6.75	3	1	0	0	0	0	6.2	9	5	5	2	0	4-0	2	0	0	.333
Lopez, R	7-16	5.00	33	33	0	0	0	0	200.0	227	126	111	37	3	56-1	116	2	0	.286
+Mulvey, K	0-0	6.00	2	0	0	1	0	0	3.0	5	2	2	2	1	2-0	1	0	0	.357
+Norberto, J	0-2	5.85	33	0	0	5	0	0	20.0	16	13	13	3	0	22-1	15	2	0	.225
Qualls, C	1-4	8.29	43	0	0	28	0	12	38.0	61	41	35	5	1	15-4	34	3	0	.363
Rivera, S	0-0	22.09	4	0	0	1	0	0	3.2	11	9	9	2	0	3-0	1	0	0	.550
Rodriguez, R	0-0	6.75	2	0	0	1	0	0	2.2	4	2	2	1	1	1-0	2	0	0	.333
+Rosa, C	0-2	4.50	22	0	0	9	0	0	20.0	20	10	10	1	0	12-2	9	0	0	.286
Rosales, L	2-0	7.16	16	0	0	3	0	0	16.1	25	13	13	2	0	9-0	12	1	0	.362
Saunders, J	3-7	4.25	13	13	1	0	0	0	82.2	97	50	39	11	4	19-0	50	3	0	.293
+Stange, D	0-0	13.50	4	0	0	1	0	0	4.0	4	6	6	1	0	6-0	2	0	0	.250
+Valdez, C	1-2	7.65	9	2	0	3	0	0	20.0	29	19	17	2	1	10-2	13	3	0	.337
Vasquez, E	1-6	5.20	57	0	0	16	0	0	53.2	46	32	31	6	6	38-3	55	3	1	.236
Willis, D	1-1	6.85	6	5	0	0	0	0	22.1	24	17	17	3	3	27-0	14	4	2	.304
<b>ARIZONA</b>	<b>65-97</b>	<b>4.81</b>	<b>162</b>	<b>162</b>	<b>3</b>	<b>159</b>	<b>3</b>	<b>35</b>	<b>1432.0</b>	<b>1503</b>	<b>836</b>	<b>765</b>	<b>210</b>	<b>58</b>	<b>548-38</b>	<b>1070</b>	<b>82</b>	<b>4</b>	<b>.271</b>
<b>OPPONENTS</b>	<b>97-65</b>	<b>4.15</b>	<b>162</b>	<b>162</b>	<b>2</b>	<b>160</b>	<b>11</b>	<b>45</b>	<b>1443.2</b>	<b>1366</b>	<b>713</b>	<b>665</b>	<b>180</b>	<b>39</b>	<b>589-45</b>	<b>1529</b>	<b>50</b>	<b>1</b>	<b>.250</b>

+ Denotes rookie

# Denotes player who did not spend entire season with Arizona...stats shown are with Arizona

## PITCHING LINES

	W-L	ERA	G	CG	SHO	SV/SVO	IP	H	R	ER	HR	HB	BB-IBB	SO	WP	BK	OPP AVG
Starters	49-65	4.40	162	3	1	-/-	993.0	1018	529	485	148	36	324-10	739	51	3	.266
Relievers	16-32	5.74	159	-	-	35/59	439.0	485	307	280	62	22	224-28	331	31	1	.282
Totals	65-97	4.81	162	3	3	35/59	1432.0	1503	836	765	210	58	548-38	1070	82	4	.271

### STARTERS MISCELLANEOUS

Quality Starts: 79

Average Runs per Start: 4.98

### RELIEVERS MISCELLANEOUS

Saves/Opp.: 35/59 (59%)

Inherited Runners/Scored: 189/78

First Batter Retired/Faced: 288/454

Holds: 48

## CATCHING BREAKDOWN

CATCHER	W-L	G	GS	CS	ATT	PCT	INN	ER	ERA	PB	PCS	C-PO	P-PO
Hester	13-20	33	27	3	24	.125	239.1	133	5.04	4	0	0	0
Montero	31-48	79	75	16	63	.254	658.1	315	4.29	6	5	1	2
Schmidt	1-1	2	2	-	-	-	17.0	8	4.24	0	0	0	0
Snyder	24-37	61	58	9	56	.161	517.1	309	5.38	5	3	0	1
Totals	-	-	162	28	143	.196	1432.0	765	4.81	15	8	1	3
PCS Pitchers Caught Stealing    C-PO Catcher's Pickoff    P-PO Pitchers Pickoff													

## OUTFIELD ASSISTS

Young (10), Parra (9), C. Jackson (2), Ryal (2), Gillespie (1), Roberts (1), Upton (1)

# 2010 TEAM HIGHS & LOWS

## TEAM BATTING

Most runs, game  
Most runs, extra-innings  
Most hits, game  
Most hits, extra-innings  
Fewest hits, game  
Most runs, inning  
Most hits, inning  
Most doubles, game  
Most doubles, extra-innings  
Most triples, game  
Most triples, extra-innings  
Most home runs, game  
Most home runs, extra-innings  
Most home runs, inning  
Most extra-base hits, game  
Most extra-base hits, extra-innings  
Most steals, game  
Most times caught stealing, game  
Most sacrifice flies, game  
Most sacrifice flies, extra-innings  
Most sacrifices, game  
Most sacrifices, extra-innings  
Most strikeouts, game  
Most strikeouts, extra-innings  
Most walks, game  
Most walks, extra-innings  
Most left on base, game  
Most left on base, extra-innings  
Fewest left on base, game  
Fewest left on base, extra-innings  
Most GIDP

## D-BACKS

15, vs. PIT, 4/11  
12, @ COL, 4/28  
18, vs. NYM, 7/19  
14, @ LAD, 4/14  
1, @ SF, 5/28  
\*\*13, vs. PIT, 4/11, 4th inning  
\*8, vs. PIT, 4/11, 4th inning  
7, @ SD, 8/26  
5, 2x (last: @ COL, 4/28)  
2, 4x (last: vs. LAD, 9/26)  
--  
\*6, vs. SF, 5/19  
3, vs. NYM, 7/21  
\*\*+4, @ MIL, 8/11, 4th inning  
9, 3x (last: @ SD, 8/26)  
7, 2x (last: @ COL, 4/28)  
4, vs. COL, 6/5  
2, 4x (last: vs. COL, 8/20)  
2, 3x (last: vs. LAD, 9/25)  
3, @ LAD, 4/14  
2, 3x (last: @ SF, 9/29)  
2, @ LAD, 4/15  
16, 2x (last: vs. LAD, 7/4)  
16, vs. NYM, 7/21  
10, @ MIL 8/12  
9, @ LAD, 4/14  
\*16, vs. STL, 6/11  
16, vs. NYM, 7/21  
1, @ ATL, 5/16  
5, @ LAD, 6/1  
3, 4x (last: vs. LAD, 9/25)

## OPPONENTS

17, vs. MIL, 4/27  
11, @ COL, 4/28  
18, vs. CIN, 8/18  
19, @ LAD, 4/14  
0, @ TB, 6/25  
7, vs. LAD, 5/11, 8th inning  
6, 6x (last: @ SD, 7/16, 4th inning)  
6, 2x (last: vs. PHI, 7/28)  
4, 3x (last: vs. COL, 8/20)  
2, vs. LA, 9/24  
1, vs. SF, 9/6  
\*6, vs. TOR, 5/21  
2, 2x (last: vs. NYM, 7/21)  
3, @ COL, 5/27, 7th inning  
8, 2x (last: vs. CIN, 8/18)  
5, 2x (last: @ COL, 4/28)  
5, @ STL, 6/30  
2, 5x (last: @ SD, 7/18)  
2, 5x (last: vs. CIN, 8/18)  
2, @ LAD, 4/14  
2, 6x (last: vs. SD, 9/1)  
1, 6x (last: vs. COL, 8/20)  
14, vs. COL, 6/4  
16, vs. NYM, 7/21  
11, @ TB, 6/26  
\*13, vs. NYY, 6/23  
14, 2x (last: @ STL, 6/30)  
14, @ LAD, 4/15  
1, vs. STL, 6/11  
7, 2x (vs. SF, 9/6)  
5, vs. NYY, 6/23

## TEAM FIELDING

Most errors, game

## D-BACKS

\*\*6, vs. LAD, 7/3

## OPPONENTS

3, 3x (last: vs. WSH, 8/5)

## INDIVIDUAL BATTING

Most hits, game  
Most hits, extra-inning game  
Most runs, game  
Most doubles, game  
Most triples, game  
Most home runs, game  
Most RBI, game  
Most RBI, extra-inning game  
Most RBI by pitcher, game  
Most total bases, game  
Most total bases, extra-inning game  
Most walks, game  
Most stolen bases, game  
Longest hitting streak  
Consecutive games hitting a home run

## GAME

4, 9x (last: Stephen Drew, 8/29 @ SF)  
4, Rusty Ryal, 7/21 vs. NYM  
\*4, Justin Upton, 6/21 vs. NYY  
3, Kelly Johnson, 4/20 vs. STL  
\*2, Miguel Montero, 9/26 vs. LAD  
2, 13x (last: Mark Reynolds, 8/31 vs. SD)  
6, Adam LaRoche, 8/1 @ NYM  
5, 2x (last: Adam LaRoche, 6/23 vs. NYY)  
3, 2x (last: Daniel Hudson, 8/11 @ MIL)  
12, 1x (last: Stephen Drew, 8/25 @ SD)  
7, 3x (last: Rusty Ryal, 7/21 vs. NYM)  
4, Kelly Johnson, 6/4 vs. COL  
3, Chris Young, 6/5 vs. COL  
17 games, Justin Upton, 7/10-8/1  
3 games, 2x (last: Kelly Johnson, 9/21-9/23)

## INDIVIDUAL PITCHING

Most innings pitched  
Most strikeouts  
Most walks  
Most runs allowed  
Most home runs allowed  
Consecutive scoreless innings  
Longest winning streak, starter

## STARTER

9.0, 4x (last: Joe Saunders, 8/3 vs. WSH)  
12, 2x (last: Ian Kennedy, 8/26 @ SD)  
\*\*9, Ian Kennedy, 6/26 @ TB  
10, Edwin Jackson, 4/27 @ COL  
4, 4x (last: Barry Enright, 9/13 @ CIN)  
17.0, Ian Kennedy, 8/31-9/12  
5, Barry Enright, 7/20-9/7

## RELIEVER

3.0, Blaine Boyer, 6/23 vs. NYY  
5, Esmerling Vasquez, 6/4 vs. COL  
4, Blaine Boyer, 4/27 @ COL  
7, Leo Rosales, 4/28 @ COL  
2, 7x (last: Aaron Heilman, vs. SD, 8/7)  
10.0, Aaron Heilman, 7/16-8/6

## TEAM MISCELLANEOUS

Longest winning streak, overall  
Longest losing streak, overall  
Longest game-innings  
Longest game-time  
Longest game-time, extra innings  
Shortest game-time  
Shortest game-time, extra innings  
Largest crowd  
Smallest crowd-home  
Largest winning margin  
Largest losing margin  
Most games over .500  
Most games under .500

## OVERALL

4 games, 2x (last: 8/30-9/3)  
10 games, 5/23-6/2  
14.0, 2x (last: vs. NYM 7/21)  
3:53, 2x (last: @ STL, 6/30)  
4:57, @ LAD, 4/14  
2:16, vs. SF, 9/7  
3:02, vs. SF, 9/6  
56,000, @ LAD, 4/13  
10,870, @ FLA, 5/17  
\*13, @ NYM, 8/1  
14, vs. MIL, 5/8  
2 games, 4/9, 4/11, 4/14  
32 games, 9/19, 10/3

## HOME

4 games, 3x (last: 9/8-9/23)  
6 games, 5/7-12  
14.0, vs. NYM, 7/21  
3:53, vs. ATL, 6/10  
4:45, vs. NYM, 7/21  
2:16, vs. SF, 9/7  
3:02, vs. SF, 9/6  
49,059, vs. SD, 4/5  
\*\*15,509, vs. CIN, 8/18

## ROAD

4 games, 8/1-11  
14 games, 5/18-6/18  
14.0, @ LAD, 6/2  
3:53, @ STL, 6/30  
4:57, @ LAD, 4/14  
2:18, @ SF, 5/28  
3:06, @ LAD, 6/1  
56,000, @ LAD, 4/13  
10,870, @ FLA, 5/17

\*\* Club record \* Ties club record + Ties Major League record

# 2010 MISCELLANEOUS STATISTICS

## RECORD VS. OPPONENTS

NL WEST	HOME	ROAD	TOTAL
Colorado Rockies	7-2	2-7	9-9
Los Angeles Dodgers	3-6	2-7	5-13
San Diego Padres	7-2	1-8	8-10
San Francisco Giants	3-6	2-7	5-13
<b>NL West</b>	<b>20-16</b>	<b>7-29</b>	<b>27-45</b>

NL CENTRAL	HOME	ROAD	TOTAL
Chicago Cubs	0-3	1-3	1-6
Cincinnati Reds	0-3	2-2	2-5
Houston Astros	1-2	3-1	4-3
Milwaukee Brewers	0-3	3-1	3-4
Pittsburgh Pirates	2-1	0-3	2-4
St. Louis Cardinals	3-3	1-2	4-5
<b>NL Central</b>	<b>6-15</b>	<b>10-12</b>	<b>16-27</b>

NL EAST	HOME	ROAD	TOTAL
Atlanta Braves	2-2	1-2	3-4
Florida Marlins	2-2	1-1	3-3
New York Mets	3-0	2-1	5-1
Philadelphia Phillies	2-1	0-3	2-4
Washington Nationals	2-2	1-2	3-4
<b>NL East</b>	<b>11-7</b>	<b>5-9</b>	<b>16-16</b>

AMERICAN LEAGUE	HOME	ROAD	TOTAL
Boston Red Sox	-	0-3	0-3
Detroit Tigers	-	1-2	1-2
New York Yankees	1-2	-	1-2
Tampa Bay Rays	-	2-1	2-1
Toronto Blue Jays	2-1	-	2-1
<b>AL</b>	<b>3-3</b>	<b>3-6</b>	<b>6-9</b>

## RECORD WHEN & MISCELLANEOUS STATISTICS:

NL East.....	16-16	Roof Open.....	13-12	Opponents hit home run.....	35-82
NL Central.....	16-27	Roof Closed.....	26-29	Opponents do not homer.....	30-15
NL West.....	27-45	Roof Closed/Open.....	1-0	Out-hitting opponent.....	45-16
Interleague.....	6-9	Lead after 6.0 innings.....	53-15	Equal hits.....	5-11
April.....	11-12	Lead after 7.0 innings.....	54-7	Out-hit by opponent.....	15-70
May.....	9-20	Lead after 8.0 innings.....	60-5	10 or more hits.....	38-22
June.....	11-16	Tied after 6.0 innings.....	5-15	Opponents 10 or more hits.....	16-59
July.....	7-18	Tied after 7.0 innings.....	6-18	Errorless games.....	34-55
August.....	16-13	Tied after 8.0 innings.....	2-14	2-Game Series.....	2-0-1
September.....	10-16	Trail after 6.0 innings.....	7-67	3-Game Series.....	16-26-0
October.....	1-2	Trail after 7.0 innings.....	5-72	4-Game Series.....	1-2-4
Before All-Star Break.....	34-55	Trail after 8.0 innings.....	3-78	Series opener.....	25-27
After All-Star Break.....	31-42	Extra-inning games.....	5-8	Second Game.....	20-32
Sunday.....	6-20	In last turn at bat (ARI-OPP).....	13-23	Third Game.....	17-33
Monday.....	9-8	Walkoff wins (ARI-OPP).....	5-13	Fourth Game.....	3-5
Tuesday.....	8-17	Comeback wins (ARI-OPP).....	34-43	Series finale.....	18-34
Wednesday.....	11-14	Starter works more than 6.0 IP...36-39		After Off-Day.....	7-10
Thursday.....	8-9	Starter works 6.0 IP.....	13-19	Series (W-L-T).....	19-28-5
Friday.....	12-14	Starter works less than 6.0 IP.....	16-39	Series sweeps (ARI-OPP).....	4-15
Saturday.....	11-15	Score first.....	36-30	1-Run Games.....	19-23
Home.....	40-41	Opponents score first.....	29-67	2-Run Games.....	14-23
Road.....	25-56	Score 4 runs or more.....	53-32	Quality Start.....	41-38
Day.....	13-32	Score 3 runs or less.....	12-65	Non-Quality Start.....	24-59
Night.....	52-65	Shutouts (ARI-OPP).....	3-11	vs. RHS.....	46-65
Starting Pitchers.....	49-65	Hit home run.....	55-50	vs. LHS.....	19-32
Relief Pitchers.....	16-32	Hit 2 or more home runs.....	31-13	Average Time of Game.....	2:54
		Do not homer.....	10-47		

## SCORE BY INNINGS

	1	2	3	4	5	6	7	8	9	10	11	12	13	14	TTL
ARI	93	65	70	130	94	68	75	64	46	5	2	-	-	1	713
OPP	103	63	97	85	88	96	108	101	86	5	3	-	-	1	836

## VICTORY MARGIN

	1	2	3	4	5	6	7	8	9	10	11	12	13	14
ARI	19	14	10	3	3	5	2	4	1	1	1	1	1	-
OPP	23	23	13	10	10	6	-	3	2	1	3	1	1	1

## EJECTIONS

DATE	PLAYER/COACH	NOTE
4/23	A.J. Hinch	Arguing umpire's decision
4/28	A.J. Hinch	Arguing umpire's decision
7/29	Gerardo Parra	Reaction to umpire's call at first base
9/12	Mark Reynolds	Arguing balls and strikes

## BATTING ORDER

- 1st** -- Johnson (64), Drew (45), Young (37), C. Jackson (13), Abreu (3)  
**2nd** -- Johnson (41), Drew (33), Abreu (22), Upton (21), C. Jackson (19), Roberts (7), Young (7), Ryal (5), Ojeda (3), Gillespie (2), Parra (2)  
**3rd** -- Upton (86), Johnson (34), Drew (25), Young (7), Reynolds (4), LaRoche (3), C. Jackson (2), Ryal (1)  
**4th** -- LaRoche (58), Reynolds (31), Young (26), Montero (24), Upton (19), Drew (2), Allen (1), Snyder (1)  
**5th** -- LaRoche (66), Reynolds (45), Montero (25), Young (19), Johnson (2), Ryal (2), Abreu (1), Drew (1), Roberts (1)  
**6th** -- Reynolds (52), Young (36), LaRoche (18), Montero (16), Ryal (14), Drew (8), Parra (6), Allen (4), Abreu (2), Crosby (2), Church (2), Hester (1), Snyder (1)  
**7th** -- Drew (29), Parra (27), Young (21), Ryal (13), Montero (12), Allen (10), Gillespie (10), Reynolds (9), Abreu (8), Snyder (6), Hester (5), C. Jackson (3), Johnson (3), Upton (3), Church (1), Roberts (1), Schmidt (1)  
**8th** -- Parra (57), Snyder (48), Hester (21), Gillespie (13), Ojeda (7), Johnson (4), Ryal (4), Church (3), Roberts (2), Abreu (1), Allen (1), Schmidt (1)  
**9th** -- Lopez (31), Kennedy (29), Haren (20), E. Jackson (19), Enright (17), Saunders (13), Hudson (11), Willis (4), Benson (3), Buckner (3), Abreu (2), Ryal (2), Snyder (2), Valdez (2), Gillespie (1), Kroenke (1), Ojeda (1), Parra (1)

## STARTS BY POSITION

- SP** -- Lopez (33), Kennedy (32), Haren (21), E. Jackson (21), Enright (17), Saunders (13), Hudson (11), Willis (5), Benson (3), Buckner (3), Valdez (2), Kroenke (1)  
**C** -- Montero (75), Snyder (58), Hester (27), Schmidt (2)  
**1B** -- LaRoche (143), Ryal (14), C. Jackson (3), Allen (2)  
**2B** -- Johnson (146), Abreu (11), Ojeda (4), Roberts (1)  
**3B** -- Reynolds (141), Abreu (14), Ryal (3), Crosby (2), Ojeda (1), Roberts (1)  
**SS** -- Drew (143), Abreu (13), Ojeda (6)  
**LF** -- Parra (63), C. Jackson (34), Ryal (23), Gillespie (15), Allen (14), Roberts (9), Church (4)  
**CF** -- Young (153), Gillespie (4), Parra (3), Church (2)  
**RF** -- Upton (128), Parra (27), Gillespie (7)  
**DH** -- Johnson (2), Montero (2), Ryal (2), Abreu (1), LaRoche (1), Upton (1)

## DISABLED LIST

PLAYER	INJURY	DATES (RETRO)	GAMES	RECORD
Brandon Webb	Right shoulder	4/4 (3/26)-10/3	162	65-97
Miguel Montero	Right knee sprain	4/11-6/12	57	21-36
Conor Jackson	Right hamstring strain	4/19-5/7	18	9-9
Kris Benson	Right shoulder strain	4/29-10/3	140	54-86
Leo Rosales	Right foot sprain	4/29-8/31	111	43-68
Tony Abreu	Left wrist sprain	5/25-6/15	18	5-13
<b>TOTAL GAMES MISSED</b>			<b>506</b>	

## 2010 MULTIPLE-HIT AND MULTIPLE-RBI GAMES

	MULTI-HIT GAMES						MULTI-RBI GAMES						RBI		LONG HIT STREAK		HITS	
	2	3	4	5	6	TTL	2	3	4	5	6	TTL	2-OUT	GA	GW		INF	BUNT
Abreu	5	1	1	-	-	7	1	-	-	-	-	1	5	-	-	4 - 3x (L: 9/18-24)	6	-
Allen	1	-	-	-	-	1	-	-	1	-	-	1	-	1	1	3 - (9/29-10/2)	1	-
Benson	-	-	-	-	-	0	-	-	-	-	-	0	-	-	-	1 - (4/17)	1	-
Church	3	-	-	-	-	3	-	1	-	-	-	1	4	-	-	2 - 2x (L: 9/18-22)	-	-
Drew	34	7	2	-	-	43	7	4	3	-	-	14	22	13	5	12 - (7/23-8/5)	10	-
Enright	1	-	-	-	-	1	1	-	-	-	-	1	5	1	-	5 - (7/20-8/10)	2	-
Gillespie	4	1	-	-	-	5	1	1	-	-	-	2	2	2	2	4 - (5/16-6/29)	3	-
Hester	6	-	-	-	-	6	-	-	-	-	-	0	1	2	-	3 - (6/8-8/1)	2	-
Hudson	-	-	-	-	-	0	1	1	-	-	-	2	3	-	-	1 - 4x (L: 9/25-pres.)	-	-
Johnson	33	8	4	-	-	45	16	6	-	-	-	22	23	14	8	10 - (6/4-6/13)	9	-
Kennedy	1	1	-	-	-	2	-	-	-	-	-	0	-	-	-	2 - 2x (L: 9/6-11)	-	-
LaRoche	36	6	-	-	-	42	13	8	1	2	1	25	41	26	10	8 - (8/25-9/4)	3	-
Lopez	-	-	-	-	-	0	-	-	-	-	-	0	-	1	-	2 - (9/5-pres.)	-	-
Montero	20	4	-	-	-	24	9	2	1	-	-	12	20	10	5	9 - (6/13-23)	2	-
Ojeda	-	-	-	-	-	0	-	-	-	-	-	0	1	1	1	4 - (7/16-25)	1	-
Parra	21	4	1	-	-	26	9	-	-	-	-	9	13	4	2	5 - (8/31-9/5)	8	2
Reynolds	16	5	-	-	-	21	18	5	2	1	-	26	35	16	7	7 - (4/18-26)	4	-
Roberts	1	-	-	-	-	1	1	1	-	-	-	2	6	2	2	4 - (8/28-9/4)	1	1
Ryal	7	-	1	-	-	8	1	-	-	-	-	1	3	1	-	5 - (5/2-7)	5	-
Saunders	1	-	-	-	-	1	-	-	-	-	-	0	-	1	-	1 - (9/4)	-	-
Schmidt	-	-	-	-	-	0	-	-	-	-	-	0	-	-	-	1 - (10/1)	-	-
Upton	27	11	-	-	-	38	14	1	1	-	-	16	21	21	7	17 - (7/10-8/1)	13	2
Young	24	11	-	-	-	35	11	3	3	3	-	20	35	16	11	9 - (6/9-6/18)	9	2
<b>Totals</b>	<b>257</b>	<b>61</b>	<b>10</b>	<b>0</b>	<b>0</b>	<b>328</b>	<b>109</b>	<b>37</b>	<b>12</b>	<b>7</b>	<b>1</b>	<b>166</b>	<b>265</b>	<b>140</b>	<b>63</b>		<b>88</b>	<b>7</b>

GA - Go-Ahead, GW - Game-Winning

# 2010 TRANSACTIONS

## OPENING DAY ROSTER

**Pitchers (12)** Blaine Boyer, Juan Gutierrez, Dan Haren, Aaron Heilman, Bobby Howry, Edwin Jackson, Ian Kennedy, Rodrigo Lopez, Jordan Norberto, Chad Qualls, Leo Rosales and Esmerling Vasquez  
**Catchers (2)** Miguel Montero, Chris Snyder  
**Infielders (7)** Tony Abreu, Stephen Drew, Kelly Johnson, Adam LaRoche, Augie Ojeda, Mark Reynolds, Rusty Ryal  
**Outfielders (4)** Conor Jackson, Gerardo Parra, Justin Upton, Chris Young  
**Disabled List (1)** Brandon Webb

DATE	PLAYER	TRANSACTION
April 2	RHP Jose Marte	Outrighted to Triple-A Reno
	C John Hester	Optioned to Triple-A Reno
	LHP Zach Kroenke	Optioned to Triple-A Reno
	LHP Clay Zavada	Optioned to Triple-A Reno
April 4	INF Ryan Roberts	Optioned to Triple-A Reno
	RHP Rodrigo Lopez	Selected contract from Triple-A Reno, added to 40-man roster
	RHP Brandon Webb	Placed on 15-day disabled list (right shoulder, retroactive to March 26)
	INF Jeff Bailey	Reassigned to Triple-A Reno
	RHP T.J. Beam	Reassigned to Triple-A Reno
	OF Drew Macias	Reassigned to Triple-A Reno
April 11	C Miguel Montero	Placed on 15-day disabled (right knee sprain)
	C John Hester	Recalled from Triple-A Reno
April 16	RHP Esmerling Vasquez	Optioned to Triple-A Reno
April 17	RHP Kris Benson	Contract purchased from Triple-A Reno
	RHP Brandon Webb	Transferred to 60-day disabled list
April 19	OF/INF Conor Jackson	Placed on 15-day disabled list (right hamstring strain)
	RHP Esmerling Vasquez	Recalled from Triple-A Reno
April 21	LHP Jordan Norberto	Optioned to Triple-A Reno
	OF Cole Gillespie	Recalled from Triple-A Reno
April 28	RHP Kris Benson	Placed on 15-day disabled list (right shoulder strain)
	RHP Leo Rosales	Placed on 15-day disabled list (right foot sprain)
	RHP Kevin Mulvey	Recalled from Triple-A Reno
	RHP Daniel Stange	Recalled from Triple-A Reno
May 1	RHP Leo Rosales	Transferred to 60-day disabled list
	RHP Carlos Rosa	Acquired from Kansas City Royals for SS Rey Navarro... placed on 40-man roster and assigned to Triple-A Reno
May 3	RHP Kevin Mulvey	Optioned to Triple-A Reno
	RHP Cesar Valdez	Recalled from Triple-A Reno
May 8	OF/INF Conor Jackson	Reinstated from disabled list
	OF Gerardo Parra	Optioned to Triple-A Reno
May 12	RHP Daniel Stange	Optioned to Triple-A Reno
	RHP Carlos Rosa	Recalled from Triple-A Reno
May 17	RHP Saul Rivera	Acquired from Cleveland Indians for cash considerations... selected to Major League roster
	RHP Bob Howry	Placed on unconditional release waivers
May 18	RHP Billy Buckner	Recalled from Triple-A Reno
	RHP Blaine Boyer	Designated for assignment
May 19	OF Cole Gillespie	Optioned to Triple-A Reno
	OF Gerardo Parra	Recalled from Triple-A Reno
May 21	RHP Blaine Boyer	Outrighted to Triple-A Reno
May 25	INF Tony Abreu	Placed on 15-day disabled list (left wrist sprain)
	INF Ryan Roberts	Recalled from Triple-A Reno

DATE	PLAYER	TRANSACTION
June 1	LHP Dontrelle Willis	Acquired from Detroit Tigers for RHP Billy Buckner
June 8	RHP Saul Rivera	Designated for assignment
	RHP Blaine Boyer	Selected from Triple-A Reno
June 12	C Miguel Montero	Reinstated from disabled list
	C John Hester	Optioned to Triple-A Reno
June 15	RHP Sam Demel	Acquired from Oakland Athletics for OF Conor Jackson
	INF Tony Abreu	Reinstated from disabled list
June 16	RHP Cesar Valdez	Optioned to Triple-A Reno
	RHP Sam Demel	Recalled from Triple-A Reno
June 21	INF Ryan Roberts	Optioned to Triple-A Reno
	OF Cole Gillespie	Recalled from Triple-A Reno
June 30	RHP Carlos Rosa	Optioned to Triple-A Reno
	RHP Barry Enright	Selected from Double-A Mobile
July 4	LHP Dontrelle Willis	Designated for assignment
	LHP Jordan Norberto	Recalled from Triple-A Reno
July 25	LHP Joe Saunders	Acquired with LHP Patrick Corbin, RHP Rafael Rodriguez and a player to be named (Tyler Skaggs) from the Los Angeles Angels for RHP Dan Haren
July 30	RHP Daniel Hudson	Acquired with LHP David Holmberg from the Chicago White Sox for RHP Edwin Jackson
	RHP Kris Benson	Transferred to 60-day disabled list
July 31	RHP D.J. Carrasco	Acquired from the Pittsburgh Pirates for C Chris Snyder, INF Pedro Ciriaco and cash considerations.
	INF Bobby Crosby	Traded to Tampa Bay Rays for a player to be named (RHP Matt Gorgen)
	OF Ryan Church	Recalled from Triple-A Reno
	RHP Chad Qualls	Optioned to Triple-A Reno
Aug. 1	C John Hester	Placed on 15-day disabled list (right shoulder inflammation)
Aug. 3	RHP Juan Gutierrez	Optioned to Triple-A Reno
Aug. 4	INF Tony Abreu	Placed on 15-day disabled list
	RHP Rafael Rodriguez	Recalled from Triple-A Reno
Aug. 17	RHP Rafael Rodriguez	Optioned to Triple-A Reno
Aug. 18	RHP Juan Gutierrez	Reinstated from disabled list
Aug. 23	INF Bobby Crosby	Released from team
	INF Ryan Roberts	Recalled from Triple-A Reno
Sept. 1	INF Tony Abreu	Recalled from Triple-A Reno
	INF Brandon Allen	Recalled from Triple-A Reno
	RHP Carlos Rosa	Recalled from Triple-A Reno
	RHP Leo Rosales	Reinstated from disabled list
Sept. 3	LHP Mike Hampton	Selected from Triple-A Reno
	LHP Zach Kroenke	Recalled from Triple-A Reno
Sept. 7	OF Cole Gillespie	Recalled from Triple-A Reno
Sept. 13	C Konrad Schmidt	Selected from Double-A Mobile



# 2010 STANDINGS

## NATIONAL LEAGUE

NL WEST	W	L	PCT	GB	HOME	ROAD	vs. EAST	vs. CENTRAL	vs. WEST	vs. AL
* San Francisco Giants	92	70	.568	-	49-32	43-38	19-14	28-14	38-34	7-8
San Diego Padres	90	72	.556	2.0	45-36	45-36	16-18	27-14	38-34	9-6
Colorado Rockies	83	79	.512	9.0	52-29	31-50	16-18	21-20	37-35	9-6
Los Angeles Dodgers	80	82	.494	12.0	45-36	35-46	13-20	23-19	40-32	4-11
Arizona Diamondbacks	65	97	.401	27.0	40-41	25-56	16-16	16-27	27-45	6-9
NL CENTRAL	W	L	PCT	GB	HOME	ROAD	vs. EAST	vs. CENTRAL	vs. WEST	vs. AL
* Cincinnati Reds	91	71	.562	-	49-32	42-39	17-15	49-30	17-19	8-7
St. Louis Cardinals	86	76	.531	5.0	52-29	34-47	18-15	39-39	20-16	9-6
Milwaukee Brewers	77	85	.475	14.0	40-41	37-44	16-18	37-40	15-21	9-6
Houston Astros	76	86	.469	15.0	42-39	34-47	15-19	45-33	13-22	3-12
Chicago Cubs	75	87	.463	16.0	35-46	40-41	17-14	34-45	16-18	8-10
Pittsburgh Pirates	57	105	.352	34.0	40-41	17-64	11-25	31-48	13-19	2-13
NL EAST	W	L	PCT	GB	HOME	ROAD	vs. EAST	vs. CENTRAL	vs. WEST	vs. AL
* Philadelphia Phillies	97	65	.599	-	54-30	43-35	44-28	21-19	22-10	10-8
# Atlanta Braves	91	71	.562	6.0	56-25	35-46	38-34	25-16	19-15	9-6
Florida Marlins	80	82	.494	17.0	41-40	39-42	37-35	20-20	16-19	7-8
New York Mets	79	83	.488	18.0	47-34	32-49	31-41	21-19	14-18	13-5
Washington Nationals	69	93	.426	28.0	41-40	28-53	30-42	19-20	15-18	5-13

## AMERICAN LEAGUE

AL WEST	W	L	PCT	GB	HOME	ROAD	vs. EAST	vs. CENTRAL	vs. WEST	vs. NL
* Texas Rangers	90	72	.556	-	51-30	39-42	19-25	25-18	32-25	14-4
Oakland Athletics	81	81	.500	9.0	47-34	34-47	20-25	23-19	30-27	8-10
Los Angeles Angels	80	82	.494	10.0	43-38	37-44	15-27	19-26	35-22	11-7
Seattle Mariners	61	101	.377	29.0	35-46	26-55	17-26	18-26	17-40	9-9
AL CENTRAL	W	L	PCT	GB	HOME	ROAD	vs. EAST	vs. CENTRAL	vs. WEST	vs. NL
* Minnesota Twins	94	68	.580	-	53-28	41-40	15-21	47-25	24-12	8-10
Chicago White Sox	88	74	.543	6.0	45-36	43-38	17-18	32-40	24-13	15-3
Detroit Tigers	81	81	.500	13.0	52-29	29-52	17-22	38-34	15-18	11-7
Cleveland Indians	69	93	.426	25.0	38-43	31-50	17-24	34-38	13-18	5-13
Kansas City Royals	67	95	.414	27.0	38-43	29-52	17-18	29-43	13-24	8-10
AL EAST	W	L	PCT	GB	HOME	ROAD	vs. EAST	vs. CENTRAL	vs. WEST	vs. NL
* Tampa Bay Rays	96	66	.593	-	49-32	47-34	42-30	26-13	21-12	7-11
# New York Yankees	95	67	.586	1.0	52-29	43-38	38-34	23-13	23-13	11-7
Boston Red Sox	89	73	.549	7.0	46-35	43-38	37-35	15-18	24-15	13-5
Toronto Blue Jays	85	77	.525	11.0	45-33	40-44	39-33	22-19	17-14	7-11
Baltimore Orioles	66	96	.407	30.0	37-44	29-52	24-48	17-20	18-17	7-11
NL WILD CARD	W	L	PCT	GB	AL WILD CARD		W	L	PCT	GB
# Atlanta Braves	91	71	.562	-	# New York Yankees		95	67	.586	-
San Diego Padres	90	72	.556	1.0	Boston Red Sox		89	73	.549	6.0
St. Louis Cardinals	86	76	.531	5.0	Chicago White Sox		88	74	.543	7.0
Colorado Rockies	83	79	.512	8.0	Toronto Blue Jays		85	77	.525	10.0

\* Division winner # Wild Card winner

## POSTSEASON



San Francisco (3) defeated Atlanta (1)  
Philadelphia (3) defeated Cincinnati (0)



Texas (3) defeated Tampa Bay (2)  
New York (3) defeated Minnesota (0)



San Francisco (4) defeated Philadelphia (2)



Texas (4) defeated New York (2)



San Francisco (4) defeated Texas Rangers (1)



**TEAM HISTORY & RECORDS**

# D-BACKS HONOR ROLL

## NATIONAL AWARDS

### NL Cy Young Award (5)

1999	Randy Johnson
2000	Randy Johnson
2001	Randy Johnson
2002	Randy Johnson
2006	Brandon Webb

### BBWAA

### NL Manager of the Year (1)

2007	Bob Melvin
------	------------

### Louisville Slugger

### Silver Slugger Award (2)

2001	Luis Gonzalez
2007	Micah Owings

### Rawlings Gold Glove Award (4)

1999	Steve Finley
2000	Steve Finley
2006	Orlando Hudson
2007	Orlando Hudson

### Lou Brock Award (1)

### (NL Stolen Base Champ)

1999	Tony Womack
------	-------------

### NL Rolaids Relief Award (1)

2007	Jose Valverde
------	---------------

### League Championship Series

### Most Valuable Player (1)

2001	Craig Counsell
------	----------------

### World Series

### Most Valuable Players (2)

2001	Randy Johnson
	Curt Schilling

### TOPPS Major League

### Rookie All-Star Team (3)

2003	Brandon Webb
2004	Chad Tracy
2007	Chris Young

### Sports Illustrated

### Sportsmen of the Year (2)

2001	Randy Johnson
	Curt Schilling

### The Sporting News

### Sportsman of the Year (1)

2001	Curt Schilling
------	----------------

### The Sporting News

### NL Manager of the Year (1)

2007	Bob Melvin
------	------------

### The Sporting News

### NL Pitcher of the Year (2)

2001	Curt Schilling
2002	Curt Schilling

### The Sporting News

### NL Reliever of the Year (1)

2007	Jose Valverde
------	---------------

### The Sporting News

### NL All-Star Team (6)

2001	Luis Gonzalez
2001	Randy Johnson
2001	Curt Schilling
2002	Randy Johnson
2002	Curt Schilling
2009	Mark Reynolds

### Roberto Clemente Award (1)

2001	Curt Schilling
------	----------------

### Branch Rickey Award (1)

2000	Todd Stottlemire
2001	Curt Schilling
2005	Luis Gonzalez

### Jim "Catfish" Hunter Award (1)

2001	Curt Schilling
------	----------------

### The Hutch Award (1)

2001	Curt Schilling
------	----------------

### Oklahoma Sports Museum

### Warren Spahn Award (4)

1999	Randy Johnson
2000	Randy Johnson
2001	Randy Johnson
2002	Randy Johnson

### Negro Leagues Baseball Museum

### Leroy "Satchel" Paige Legacy Award (3)

2000	Randy Johnson
2001	Randy Johnson
2002	Randy Johnson

### Negro Leagues Baseball Museum

### C.I. Taylor Legacy Award (1)

2007	Bob Melvin
------	------------

## NOTABLE ACHIEVEMENTS

### Triple Crown: Pitching (1)

### (Led NL in Wins, ERA, Strikeouts)

2002	Randy Johnson
------	---------------

## ARIZONA DIAMONDBACKS AWARDS

### Voted by the Arizona Chapter of the BBWAA

### PLAYER OF THE YEAR

1998	Devon White
1999	Matt Williams
2000	Steve Finley, Luis Gonzalez
2001	Luis Gonzalez
2002	Steve Finley
2003	Luis Gonzalez
2004	Randy Johnson
2005	Tony Clark
2006	Orlando Hudson
2007	Eric Byrnes
2008	Stephen Drew
2009	Mark Reynolds
2010	Chris Young

### PITCHER OF THE YEAR

Gregg Olson
Randy Johnson
Randy Johnson
Randy Johnson, Curt Schilling
Randy Johnson
Brandon Webb
Randy Johnson
Brandon Webb
Brandon Webb
Brandon Webb
Brandon Webb
Brandon Webb
Dan Haren
Ian Kennedy

### ROOKIE OF THE YEAR

Travis Lee
Erubiel Durazo
Vicente Padilla
Bret Prinz
Mike Koplove
Brandon Webb
Chad Tracy
Brad Halsey
Conor Jackson
Chris Young
Max Scherzer
Gerardo Parra
Daniel Hudson

### GOOD GUY AWARD

Brian Anderson
Luis Gonzalez
Luis Gonzalez
Mark Grace
Mark Grace
Mark Grace
Mike Koplove
Tony Clark
Luis Gonzalez
Tony Clark
Conor Jackson
Miguel Montero
Mark Reynolds

## NATIONAL LEAGUE MONTHLY & WEEKLY WINNERS

### NL PITCHER OF THE MONTH (9)

PERIOD	PLAYER	W-L	ERA	GS	CG	IP	SO	BB
July 1999	Randy Johnson	2-3	1.13	6	3	48.0	64	12
April 2000	Randy Johnson	6-0	0.91	6	3	49.1	64	10
May 2001	Curt Schilling	5-1	2.35	6	2	46.0	43	8
April 2002	Randy Johnson	6-0	1.37	6	2	46.0	61	11
May 2002	Curt Schilling	5-0	2.80	6	0	45.0	62	2
July 2002	Curt Schilling	5-0	1.64	5	1	38.1	37	5
Sept. 2002	Randy Johnson	5-0	0.66	5	3	41.0	49	7
Mar/Apr 2008	Brandon Webb	6-0	1.98	6	0	41.0	34	14
June 2008	Dan Haren	3-0	1.32	6	0	41.0	36	8

### NL PLAYER OF THE MONTH (5)

PERIOD	PLAYER	G	AVG	H	2B	3B	HR	RBI	OBP	SLG
April 1999	Matt Williams	24	.357	35	9	0	8	25	.390	.694
April 2001	Luis Gonzalez	25	.315	29	4	1	*13	27	.422	.804
June 2001	Luis Gonzalez	27	.417	43	7	1	12	35	.496	.854
May 2009	Justin Upton	28	.373	41	8	4	7	21	.444	.709
April 2010	Kelly Johnson	22	.313	25	8	0	9	18	.404	.750

\*Set NL record, tied MLB record for home runs in April

### NL ROOKIE OF THE MONTH (2)

PERIOD	PLAYER	G	AVG	H	2B	3B	HR	RBI	OBP	SLG
May 2009	Gerardo Parra	16	.319	22	3	3	1	16	.360	.493

PERIOD	PLAYER	W-L	ERA	GS	CG	IP	SO	BB
Aug. 2010	Daniel Hudson	4-1	1.85	6	0	43.2	42	8

### NL WEEKLY WINNERS

1999 (5)	Jay Bell	April 12-18
	Matt Williams	April 19-25
	Randy Johnson	May 24-30
	Steve Finley	May 31-June 6
	Randy Johnson	Aug. 16-22
2000 (3)	Randy Johnson	April 3-9
	Luis Gonzalez	June 5-11
	Luis Gonzalez	July 24-30
2001 (5)	Reggie Sanders	April 16-22
	Randy Johnson	May 7-13
	Curt Schilling	May 21-27
	Luis Gonzalez	June 18-24
	Curt Schilling	July 30-Aug. 5
2002	Byung-Hyun Kim	July 11-14
	Randy Johnson	Aug. 5-11
2003	Jose Valverde	June 16-22
2004	Danny Bautista	April 19-25
	Randy Johnson	May 17-23
	Luis Gonzalez	May 31-June 6
2005	Javier Vazquez	April 25-May 1
	Shawn Green	June 6-12
2006	Orlando Hudson	July 31-Aug. 6
2007	Jose Valverde	May 13-19
	Brandon Webb	July 30-Aug. 5
2008	Conor Jackson	April 14-20
	Conor Jackson	July 21-27
2009	Mark Reynolds	June 8-14
	Mark Reynolds	Aug. 3-9
2010	Mark Reynolds	April 19-25
	Edwin Jackson	June 21-27

## MAJOR LEAGUE BASEBALL ALL-STAR GAME

### NL ALL-STARS

#### 1998 COLORADO ROCKIES

OF Devon White

#### 1999 BOSTON RED SOX

2B Jay Bell

LHP Randy Johnson

3B Matt Williams

OF Luis Gonzalez

#### 2000 ATLANTA BRAVES

OF Steve Finley

LHP Randy Johnson

#### 2001 SEATTLE MARINERS

OF Luis Gonzalez

LHP Randy Johnson

RHP Curt Schilling

#### 2002 MILWAUKEE BREWERS

OF Luis Gonzalez

LHP Randy Johnson

RHP Byung-Hyun Kim

C Damian Miller

INF Junior Spivey

RHP Curt Schilling

MGR Bob Brenly

#### Coaches

Chuck Kniffin

Bob Melvin

Dwayne Murphy

Eddie Rodriguez

Glenn Sherlock

AL Honorary Captain

Robin Yount

#### 2003 CHICAGO WHITE SOX

OF Luis Gonzalez

#### 2004 HOUSTON ASTROS

LHP Randy Johnson

#### 2005 DETROIT TIGERS

OF Luis Gonzalez

#### 2006 PITTSBURGH PIRATES

RHP Brandon Webb

#### 2007 SAN FRANCISCO GIANTS

2B Orlando Hudson

RHP Jose Valverde

RHP Brandon Webb

#### 2008 NEW YORK YANKEES

RHP Dan Haren

RHP Brandon Webb

#### 2009 ST. LOUIS CARDINALS

RHP Dan Haren

OF Justin Upton

#### 2010 LOS ANGELES ANGELS

OF Chris Young

2011



#### 2012 KANSAS CITY ROYALS

### OVERALL ALL-STAR APPEARANCES

5	Luis Gonzalez (1), Randy Johnson (2)
3	Brandon Webb
2	Dan Haren, Curt Schilling (1)
1	Jay Bell (1), Steve Finley, Orlando Hudson, Byung-Hyun Kim, Damian Miller, Junior Spivey, Justin Upton, Jose Valverde, Devon White, Matt Williams (1), Chris Young

*Starts in parentheses.*

### HOME RUN DERBY

YEAR	PLAYER	NOTES
2001	OF Luis Gonzalez	Champion
2010	OF Chris Young	Eighth place

*Bold: Voted to the starting lineup*

# D-BACKS STATISTICAL HISTORY

## YEAR-BY-YEAR STANDINGS

YEAR	HOME	AWAY	TOTAL	PCT	POS	SEASON HOME		MANAGER	NOTES
						GA/GB	ATTENDANCE		
1998	34-47	31-50	65-97	.401	5th	-33.0	3,600,412	Buck Showalter	
1999	52-29	48-33	100-62	.617	1st	+14.0	3,019,654	Buck Showalter	NL West Champs
2000	47-34	38-43	85-77	.525	3rd	-12.0	2,946,097	Buck Showalter	
2001	48-33	44-37	92-70	.568	1st	+2.0	2,740,554	Bob Brenly	NL West/NL/WS Champs
2002	55-26	43-38	98-64	.605	1st	+2.5	3,200,103	Bob Brenly	NL West Champs
2003	45-36	39-42	84-78	.519	3rd	-16.5	2,805,202	Bob Brenly	
2004	29-52	22-59	51-111	.315	5th	-42.0	2,519,560	Bob Brenly/Al Pedrique	
2005	36-45	41-40	77-85	.475	2nd	-5.0	2,058,741	Bob Melvin	NL Wild Card
2006	39-42	37-44	76-86	.469	4th	-12.0	2,091,685	Bob Melvin	
2007	50-31	40-41	90-72	.556	1st	+0.5	2,325,413	Bob Melvin	NL West Champs
2008	48-33	34-47	82-80	.506	2nd	-2.0	2,509,058	Bob Melvin	
2009	36-45	34-47	70-92	.432	5th	-25.0	2,128,799	A.J. Hinch	
2010	40-41	25-56	65-97	.401	5th	-27.0	2,057,135	A.J. Hinch/Kirk Gibson	
Totals	559-494	476-577	1035-1071	.491			34,002,413		

## TEAM BATTING

YEAR	AVG	AB	R	H	2B	3B	HR	RBI	SH	SF	BB	SO	SB	SLG	OBP
1998	.246	5,491	665	1,353	235	46	159	621	45	27	489	1,239	73	.393	.314
1999	.277	5,658	<b>908</b>	1,566	289	46	216	<b>865</b>	61	<b>60</b>	588	1,045	137	.459	.347
2000	.265	5,527	792	1,466	282	44	179	756	61	58	535	975	97	.429	.333
2001	.267	5,595	818	1,494	284	35	208	776	71	36	587	1,052	71	.442	.341
2002	.267	5,508	<b>819</b>	1,471	283	<b>41</b>	165	<b>783</b>	62	<b>53</b>	<b>*643</b>	1,016	92	.423	<b>.346</b>
2003	.263	5,570	717	1,467	303	47	152	696	63	52	531	1,006	76	.417	.330
2004	.253	5,544	615	1,401	295	38	135	582	56	37	441	1,022	53	.393	.310
2005	.256	5,550	696	1,419	291	27	191	670	71	45	606	1,094	67	.421	.332
2006	.267	5,645	773	1,506	331	38	160	743	61	53	504	965	76	.424	.331
2007	.250	5,398	712	1,350	286	40	171	687	55	58	532	1,111	109	.413	.321
2008	.251	5,409	720	1,355	318	<b>47</b>	159	683	68	43	587	1,287	58	.415	.327
2009	.253	5,565	720	1,408	307	45	173	686	54	41	571	1,298	102	.418	.324
2010	.250	5,473	713	1,366	301	34	180	691	41	41	589	1,529	86	.416	.325
Totals	.259	71,933	9,668	18,622	3,805	528	2,248	9,239	769	604	7,203	14,639	1,097	.420	.329

## TEAM PITCHING

YEAR	W-L	ERA	CG	SHO	SV	IP	H	R	ER	HR	HBP	BB	SO	OPP AVG
1998	65-97	4.63	7	6	37	1,432.1	1,463	812	737	188	41	489	908	.266
1999	100-62	3.77	<b>16</b>	9	42	1,467.1	1,387	676	615	176	49	543	1,198	.249
2000	85-77	4.35	16	8	38	1,443.2	1,441	754	698	190	42	500	1,220	.262
2001	92-70	3.88	<b>12</b>	13	34	1,459.2	<b>1,352</b>	677	627	195	59	461	1,297	<b>.247</b>
2002	98-64	3.92	<b>14</b>	10	40	1,446.2	1,361	674	630	170	54	<b>421</b>	1,303	.247
2003	84-78	3.84	7	11	42	1,455.0	1,379	685	621	150	72	526	1,291	.250
2004	51-111	4.98	5	6	33	1,436.0	1,480	899	794	197	75	668	1,153	.266
2005	77-85	4.84	6	10	45	1,456.1	1,580	856	783	193	62	537	1,038	.278
2006	76-86	4.48	8	9	34	1,459.2	1,503	788	727	168	61	536	1,115	.267
2007	90-72	4.13	7	12	51	1,441.0	1,446	732	662	169	61	546	1,088	.262
2008	82-80	3.98	6	9	39	1,434.2	1,403	706	635	147	68	<b>451</b>	1,229	.256
2009	70-92	4.42	4	12	36	1,447.2	1,470	782	711	168	53	525	1,158	.263
2010	65-97	4.81	3	3	35	1,432.0	1,503	836	765	210	58	548	1,070	.271
Totals	1035-1071	4.31	111	118	506	18,812.0	18,768	9,877	9,005	2,321	755	6,751	15,068	.260

## TEAM PITCHING - STARTERS

YEAR	W-L	ERA	CG	SHO	IP	H	R	ER	HR	HBP	BB	SO	OPP AVG
1998	46-76	4.57	7	2	999.0	1,038	557	507	141	26	<b>285</b>	601	.270
1999	69-40	3.77	16	4	<b>*1,056.2</b>	1,009	487	443	130	32	361	<b>*867</b>	<b>#.250</b>
2000	62-53	4.36	<b>*16</b>	4	1,003.1	1,018	524	489	137	25	290	789	.266
2001	67-49	3.88	<b>12</b>	5	1,002.2	952	468	432	136	42	285	<b>*933</b>	.252
2002	<b>72-45</b>	3.68	<b>*14</b>	5	<b>*1,059.1</b>	965	466	433	130	29	<b>256</b>	<b>*992</b>	<b>*.241</b>
2003	51-56	3.94	7	5	993.0	982	473	435	109	49	302	862	.258
2004	34-80	5.15	5	2	912.2	979	596	522	131	46	373	734	.274
2005	55-65	4.58	6	1	993.1	1,070	550	505	131	32	318	664	.277
2006	55-59	4.55	8	4	966.1	1,012	529	489	107	43	333	677	.271
2007	60-53	4.23	<b>7</b>	<b>#4</b>	958.0	997	489	450	118	35	349	683	.271
2008	65-52	3.95	6	2	978.2	960	474	429	98	46	287	<b>*849</b>	.256
2009	47-66	4.35	4	1	967.2	976	511	468	126	31	329	780	.262
2010	49-65	4.40	3	1	993.0	1,018	529	485	148	36	324	739	.266
Totals	732-759	4.25	111	40	883.2	12,976	6,653	6,087	1,642	472	4,092	10,170	.263

Boldface indicates National League leader \* Major League leader # Tied for Major League lead



## TEAM PITCHING - RELIEVERS

YEAR	W-L	ERA	RG	SV	IP	H	R	ER	HR	HBP	BB	SO	OPP AVG
1998	19-21	4.78	155	37	433.1	425	255	230	47	15	204	307	.257
1999	31-22	3.77	146	42	410.2	378	189	172	46	17	182	331	.247
2000	23-24	4.33	146	38	440.1	423	230	212	53	17	210	<b>431</b>	.253
2001	25-21	3.84	150	34	457.0	400	209	195	59	17	176	364	.237
2002	26-19	4.58	148	40	387.1	396	208	197	40	25	165	311	.263
2003	33-22	3.62	155	42	462.0	397	212	186	41	23	224	429	.231
2004	17-31	4.68	157	33	523.1	501	303	272	66	29	295	419	.253
2005	22-20	5.40	156	45	463.0	510	306	278	62	30	219	374	.280
2006	21-27	4.34	154	34	493.1	491	259	238	61	18	203	438	.259
2007	30-19	3.95	155	<b>*51</b>	483.0	449	243	212	51	26	197	405	.245
2008	17-28	4.07	156	39	456.0	443	232	206	49	22	164	380	.255
2009	23-26	4.56	158	36	480.0	494	271	243	42	22	196	378	.264
2010	16-32	5.74	159	35	439.0	485	307	280	62	22	224	331	.282
Totals	303-312	4.43	1,995	506	5,928.1	5,792	3,224	2,921	679	283	2,659	4,898	.256

## TEAM FIELDING

YEAR	PCT	G	PO	A	E	TC	DP	TP	PB
1998	.984	162	4,297	1,721	100	6,118	125	0	<b>#6</b>
1999	.983	162	4,402	1,590	104	6,096	132	0	17
2000	.982	162	4,331	1,541	107	5,979	138	1	<b>#4</b>
2001	<b>#.986</b>	162	4,379	1,559	<b>84</b>	6,022	148	0	12
2002	.985	162	4,340	1,506	89	5,935	116	0	13
2003	.983	162	4,365	1,693	107	6,165	132	0	15
2004	.977	162	4,308	1,716	139	6,163	144	0	18
2005	.985	162	4,369	1,794	94	6,257	159	0	11
2006	.983	162	4,379	1,776	104	6,259	172	0	11
2007	.983	162	4,323	1,635	106	6,064	157	0	15
2008	.981	162	4,304	1,565	113	5,982	137	0	7
2009	.980	162	4,343	1,606	124	6,073	133	1	8
2010	.983	162	4,296	1,572	102	5,970	152	0	15
Totals	.983	2,106	56,436	21,274	1,373	79,083	1,845	2	152

## TEAM PINCH HITTING

YEAR	AVG	AB	R	H	2B	3B	HR	RBI	SH	SF	BB	SO	SB	SLG	OBP
1998	.173	225	14	39	3	0	3	24	0	0	22	70	0	.227	.259
1999	<b>.319</b>	188	29	60	10	1	5	41	1	3	20	47	3	<b>*.463</b>	<b>#.394</b>
2000	.234	214	22	50	8	0	2	20	2	1	30	44	3	.299	.332
2001	<b>.278</b>	273	<b>*33</b>	<b>*76</b>	13	0	<b>#14</b>	<b>*54</b>	2	3	31	81	3	.480	<b>.359</b>
2002	.224	259	27	58	10	1	6	31	2	3	28	76	2	.340	.299
2003	.263	236	25	62	10	1	6	41	2	4	23	49	2	.390	.326
2004	.209	215	17	45	9	0	4	20	3	0	21	63	0	.307	.289
2005	.231	<b>*273</b>	27	<b>*63</b>	15	1	<b>9</b>	38	4	1	29	57	1	.392	.310
2006	.193	233	32	45	15	1	7	33	2	3	32	61	1	.356	.300
2007	.243	214	31	52	12	1	12	52	1	4	20	46	0	.477	.305
2008	.226	217	22	49	10	1	3	31	2	2	32	73	1	.323	.333
2009	.190	232	27	44	12	0	8	41	2	2	28	64	1	.345	.283
2010	.225	240	22	54	13	0	0	12	4	3	20	82	0	.279	.289
Totals	.231	3019	328	697	140	7	79	438	27	29	336	813	17	.360	.313

*Boldface indicates National League leader    \* Major League leader    # Tied for Major League lead*



## ANNUAL TEAM TOTALS

### HOME

YEAR	RECORD	DAY	NIGHT	VS. LHS	VS. RHS	1-RUN GAMES	EXTRA INN.	SHO	DH	PRE-ASG	POST ASG	INTER-LEAGUE
1998	34-47	7-6	27-41	11-14	23-33	7-13	2-3	2-9	0-0-0	14-23	20-24	3-5
1999	52-29	7-3	45-26	16-5	36-24	14-7	6-2	7-3	0-0-0	29-18	23-11	3-3
2000	47-34	11-12	36-22	13-7	34-27	14-8	2-3	6-2	0-0-0	31-15	16-19	4-5
2001	48-33	12-8	36-25	14-8	34-25	12-10	5-2	6-4	0-0-0	26-21	22-12	2-4
2002	55-26	18-7	37-19	13-11	42-15	16-7	5-1	6-4	0-0-0	28-18	27-8	5-4
2003	45-36	14-11	31-25	15-6	30-30	18-8	3-4	3-6	0-0-0	28-21	17-15	4-2
2004	29-52	5-13	24-39	7-20	22-32	9-13	3-2	1-3	0-0-0	16-26	13-26	2-7
2005	36-45	12-8	24-37	11-11	25-34	19-10	6-3	3-3	0-0-0	22-25	14-20	4-5
2006	39-42	5-14	34-28	11-8	28-34	11-12	3-1	4-2	0-0-0	19-23	20-19	1-5
2007	50-31	10-8	40-23	14-9	36-22	22-6	5-4	5-4	0-0-0	25-19	25-12	5-4
2008	48-33	14-8	34-25	12-6	36-27	16-9	1-3	7-1	0-0-0	27-19	21-14	5-4
2009	36-45	11-14	25-31	11-16	25-29	11-9	4-2	7-2	0-0-0	20-30	16-15	1-5
2010	40-41	6-12	34-29	11-13	29-28	13-9	2-3	0-4	0-0-0	21-25	19-16	3-3
Totals	559-494	132-124	427-370	159-134	400-363	182-121	47-33	57-47	0-0-0	306-283	253-211	42-56

### ROAD

YEAR	RECORD	DAY	NIGHT	VS. LHS	VS. RHS	1-RUN GAMES	EXTRA INN.	SHO	DH	PRE-ASG	POST ASG	INTER-LEAGUE
1998	31-50	9-19	22-31	7-8	24-42	9-10	4-2	4-7	0-0-2	16-35	15-15	2-3
1999	48-33	18-11	30-22	16-11	32-22	10-17	5-8	2-3	0-0-0	19-23	29-10	4-5
2000	38-43	11-12	27-31	10-10	28-33	8-19	3-5	2-5	0-0-1	20-22	18-21	2-4
2001	44-37	14-14	30-23	11-8	33-29	11-15	4-4	7-3	0-0-1	25-15	19-22	5-4
2002	43-38	18-14	25-24	15-11	28-27	7-13	4-2	4-6	1-0-0	23-18	20-20	6-3
2003	39-42	15-14	24-28	12-15	27-27	12-17	5-4	8-6	1-0-0	24-21	15-21	7-2
2004	22-59	7-17	15-42	6-21	16-38	6-18	3-6	5-6	0-1-0	15-32	7-27	4-5
2005	41-40	12-12	29-28	7-12	34-28	9-8	2-4	7-6	0-1-0	21-22	20-18	4-5
2006	37-44	14-16	23-28	10-11	27-33	11-14	4-4	5-5	1-1-1	24-22	13-22	3-6
2007	40-41	11-16	29-25	14-8	26-33	10-14	3-2	7-3	0-0-0	22-24	18-17	3-3
2008	34-47	12-20	22-27	16-14	18-33	6-14	3-3	2-5	0-0-0	20-29	14-18	1-5
2009	34-47	7-14	27-33	6-14	28-33	9-18	6-3	5-8	0-0-1	18-21	16-26	4-5
2010	25-56	7-20	18-36	8-19	17-37	6-14	3-5	3-7	0-0-0	13-30	12-26	3-6
Totals	476-577	155-199	321-378	138-162	338-415	114-191	49-52	61-70	3-3-6	260-314	216-263	48-56

### TOTALS

YEAR	RECORD	DAY	NIGHT	VS. LHS	VS. RHS	1-RUN GAMES	EXTRA INN.	SHO	DH	PRE-ASG	POST ASG	INTER-LEAGUE
1998	65-97	16-25	49-72	18-22	47-75	16-23	6-5	6-16	0-0-2	30-58	35-39	5-8
1999	100-62	25-14	75-48	32-16	68-46	24-24	11-10	9-6	0-0-0	48-41	52-21	7-8
2000	85-77	22-24	63-53	23-17	62-60	22-27	5-8	8-7	0-0-1	51-37	34-40	6-9
2001	92-70	26-22	66-48	25-16	67-54	23-25	9-6	13-7	0-0-1	51-36	41-34	7-8
2002	98-64	36-21	62-43	28-22	70-42	23-20	9-3	10-10	1-0-0	51-36	47-28	11-7
2003	84-78	29-25	55-53	27-21	57-57	30-25	8-8	11-12	1-0-0	52-42	32-36	11-4
2004	51-111	12-30	39-81	13-41	38-70	15-31	6-8	6-9	0-1-0	31-58	20-53	6-12
2005	77-85	24-20	53-65	18-23	59-62	28-18	8-7	10-9	0-1-0	43-47	34-38	8-10
2006	76-86	19-30	57-56	21-19	55-67	22-26	7-5	9-7	1-1-1	43-45	33-41	4-11
2007	90-72	21-24	69-48	28-17	62-55	32-20	8-6	12-7	0-0-0	47-43	43-29	8-7
2008	82-80	26-28	56-52	28-20	54-60	22-23	4-6	9-6	0-0-0	47-48	35-32	6-9
2009	70-92	18-28	52-64	17-30	53-62	20-27	10-5	12-10	0-0-1	38-51	32-41	5-10
2010	65-97	13-32	52-65	19-32	46-65	19-23	5-8	3-1	0-0-0	34-55	31-42	6-9
Totals	1035-1071	287-323	748-748	297-296	738-775	296-312	96-85	118-107	3-3-6	566-597	469-474	90-112

vs. LHS: vs. Left-handed Starter ♦ vs. RHS: vs. Right-handed Starter ♦ SHO: Shutout ♦ DH: Doubleheader ♦ Pre/Post-ASG: Pre/Post-All Star Game

## ATTENDANCE RECORDS

	ATTENDANCE
Season - Home	3,600,412
Single Home Game - Day	48,972
Single Home Game - Night	49,826
Special Events:	
Division Series (Game 1)	49,584
NLCS (Game 2)	49,334
World Series (Game 6)	49,707
Opening Day - Home	49,548
Opening Day - Road	53,109
Weeknight (home, non-holiday)	48,382
Road Game (largest)	61,674
Road Game (smallest)	4,340
Home Game (smallest)	16,802

DATE	OPPONENT
1998 -	
10/1/06	vs. SD
6/9/07	vs. BOS
10/5/99	vs. NYM
10/7/01	vs. ATL
11/3/01	vs. NYY
4/9/07	vs. CIN
4/5/99	@ LAD
7/17/98	vs. COL
4/24/99	@ SD
5/1/01	@ MON
4/26/07	vs. SD

HOLIDAYS
Memorial Day - Home
Memorial Day - Road
Independence Day - Home
Independence Day - Road
Labor Day - Home
Labor Day - Road

ATTENDANCE	DATE	OPPONENT
47,012	5/29/00	vs. STL
45,325	5/31/10	@ LAD
49,112	7/4/08	vs. SD
55,038	7/4/03	@ LAD
43,372	9/7/98	vs. LAD
12,561	9/4/06	@ FLA

INTERLEAGUE
AL West - Home
AL West - Road
AL Central - Home
AL Central - Road
AL East - Home
AL East - Road

ATTENDANCE	DATE	OPPONENT
48,389	6/27/98	vs. SEA
54,268	7/8/00	@ OAK
48,811	5/17/08	vs. DET
42,586	6/28/02	@ CLE
49,827	6/9/07	vs. BOS
53,891	6/13/07	@ NYY

SERIES
Two-Games - Home
Two-Games - Road
Three-Games - Home
Three-Games - Road
Four-Games - Home
Four-Games - Road

ATTENDANCE	DATE	OPPONENT
95,072	4/27-28/98	vs. ATL
96,160	6/17-18/00	@ COL
144,798	5/22-24/98	vs. LAD
149,242	5/31-6/2/02	@ LAD
187,496	4/17-20/98	vs. FLA
188,499	6/1-4/98	@ COL



## D-BACKS REMEMBER JOE BLACK



Major League Baseball and the Arizona Diamondbacks suffered a great loss with the passing of Joe Black on May 17, 2002. Black began his playing career in the Negro Leagues and shuffled through various professional leagues before making his Major League debut in 1952 with the Brooklyn Dodgers as a teammate of Jackie Robinson. Black made baseball history in his rookie season when he became the first African-American pitcher to win a World Series game, and eventually was named the National League Rookie of the Year.



Black remained an integral part of baseball following his playing days. As Vice President of the Baseball Assistance Team (B.A.T.), he dedicated his time to helping fellow baseball players who had fallen on hard times. He contributed his vast knowledge of the game as a consultant to the Commissioner's Office. A Phoenix resident, Black worked in the D-backs' Community Affairs department and shared his stories as a guest speaker for numerous community groups.

Beyond baseball, Black was a pioneer in the business world and worked tirelessly to impact the civil and human rights advancements for minorities. In remembrance of him, a baseball bearing his name hangs from the rafters of Chase Field. The Arizona Fall League also honors his memory with the Joe Black Trophy, which is awarded to the league's Most Valuable Player each year.

Year	Pos., Player (MLB Affiliation)	AFL Team
2002	1B Ken Harvey (KC)	Scottsdale Scorpions
2003	OF Jason Dubois (CHC)	Mesa Solar Sox
2004	DH Chris Shelton (DET)	Grand Canyon Rafters
2005	3B Eric Duncan (NYY)	Grand Canyon Rafters
2006	1B Chip Cannon (TOR)	Phoenix Desert Dogs

Year	Pos., Player (MLB Affiliation)	AFL Team
2007	OF Sam Fuld (CHI)	Mesa Solar Sox
2008	RHP Tommy Hanson (ATL)	Mesa Solar Sox
2009	OF Grant Desme (OAK)	Phoenix Desert Dogs
2010	INF Dustin Ackley (SEA)	Peoria Javelinas

## ANNUAL INDIVIDUAL BATTING LEADERS

AVERAGE			TRIPLES			TOTAL BASES		
1998	Devon White.....	.279	1998	David Dellucci .....	12	1998	Devon White.....	257
1999	Luis Gonzalez.....	.336	1999	Steve Finley.....		1999	Matt Williams.....	336
2000	Luis Gonzalez.....	.311		Tony Womack.....	10	2000	Luis Gonzalez.....	336
2001	Luis Gonzalez.....	.325	2000	Tony Womack.....	14	2001	Luis Gonzalez.....	419
2002	Junior Spivey.....	.301	2001	Luis Gonzalez.....	7	2002	Luis Gonzalez.....	260
2003	Luis Gonzalez.....	.304	2002	Quinton McCracken.....	8	2003	Luis Gonzalez.....	308
2004	Shea Hillenbrand.....	.310	2003 ^	Steve Finley.....	10	2004	Shea Hillenbrand.....	261
2005	Chad Tracy.....	.308	2004	Alex Cintron.....	7	2005	Troy Glaus.....	281
2006	Johnny Estrada.....	.302	2005	Royce Clayton.....		2006	Eric Byrnes.....	271
2007	Orlando Hudson.....	.294		Craig Counsell.....		2007	Eric Byrnes.....	288
2008	Conor Jackson.....	.300		Shawn Green.....		2008	Stephen Drew.....	307
2009	Justin Upton.....	.300		Chad Tracy.....	4	2009	Mark Reynolds.....	314
2010	Kelly Johnson.....	.284	2006	Orlando Hudson.....	9	2010	Kelly Johnson.....	290
			2007	Orlando Hudson.....	9			
			2008	Stephen Drew.....	11			
			2009	Stephen Drew.....	12			
			2010	Stephen Drew.....	12			
RUNS			HOME RUNS			SLUGGING PERCENTAGE		
1998	Devon White.....	84	1998	Travis Lee.....		1998	Devon White.....	.456
1999	Jay Bell.....	132		Devon White.....	22	1999	Jay Bell.....	.557
2000	Luis Gonzalez.....	106		Jay Bell.....	38	2000	Steve Finley.....	
2001	Luis Gonzalez.....	128		Steve Finley.....	35		Luis Gonzalez.....	.544
2002	Junior Spivey.....	103	1998	Luis Gonzalez.....	57	2001	Luis Gonzalez.....	.688
2003	Luis Gonzalez.....	92		Luis Gonzalez.....	28	2002	Steve Finley.....	.499
2004	Luis Gonzalez.....	69	1999	Luis Gonzalez.....	26	2003	Luis Gonzalez.....	.532
2005	Luis Gonzalez.....	90	2000	Steve Finley.....	23	2004	Luis Gonzalez.....	.493
2006	Luis Gonzalez.....	93	2001	Troy Glaus.....	37	2005	Tony Clark.....	.636
2007	Eric Byrnes.....	103	2002	Eric Byrnes.....	26	2006	Eric Byrnes.....	.482
2008	Stephen Drew.....	91	2003	Chris Young.....	32	2007	Chris Young.....	.467
2009	Mark Reynolds.....	98	2004	Mark Reynolds.....	28	2008	Stephen Drew.....	.502
2010	Chris Young.....	94	2005	Mark Reynolds.....	44	2009	Mark Reynolds.....	.543
			2006	Mark Reynolds.....	32	2010	Kelly Johnson.....	.496
			2007					
			2008					
			2009					
			2010					
HITS			RUNS BATTED IN			ON-BASE PERCENTAGE		
1998	Devon White.....	157	1998	Devon White.....	85	1998	Andy Fox.....	.355
1999	Luis Gonzalez.....	206		Matt Williams.....	142	1999	Luis Gonzalez.....	.403
2000	Luis Gonzalez.....	192		Luis Gonzalez.....	114	2000	Luis Gonzalez.....	.392
2001	Luis Gonzalez.....	198		Luis Gonzalez.....	142	2001	Luis Gonzalez.....	.429
2002	Junior Spivey.....	162		Luis Gonzalez.....	103	2002	Luis Gonzalez.....	.400
2003	Luis Gonzalez.....	176		Luis Gonzalez.....	104	2003	Luis Gonzalez.....	.402
2004	Shea Hillenbrand.....	174		Shea Hillenbrand.....	80	2004	Luis Gonzalez.....	.373
2005	Shawn Green.....	166		Troy Glaus.....	97	2005	Tony Clark.....	
2006	Chad Tracy.....	168		Chad Tracy.....	80		Luis Gonzalez.....	.366
2007	Eric Byrnes.....	179		Eric Byrnes.....	83	2006	Conor Jackson.....	.368
2008	Stephen Drew.....	178		Mark Reynolds.....	97	2007	Orlando Hudson.....	.376
2009	Justin Upton.....	158		Mark Reynolds.....	102	2008	Conor Jackson.....	.376
2010	Kelly Johnson.....	166		Adam LaRoche.....	100	2009	Justin Upton.....	.366
						2010	Kelly Johnson.....	.370
DOUBLES			STOLEN BASES					
1998	Devon White.....	32	1998	Devon White.....	22			
1999	Luis Gonzalez.....	45	1999	Tony Womack.....	72			
2000	Luis Gonzalez.....	47	2000	Tony Womack.....	45			
2001	Luis Gonzalez.....	36	2001	Tony Womack.....	28			
2002	Junior Spivey.....	34	2002	Tony Womack.....	29			
2003	Luis Gonzalez.....	46	2003	Steve Finley.....	15			
2004	Shea Hillenbrand.....	36	2004	Luis Terrero.....	10			
2005	Luis Gonzalez.....		2005	Craig Counsell.....	26			
	Shawn Green.....	37	2006	Eric Byrnes.....	25			
2006	Luis Gonzalez.....	52	2007	Eric Byrnes.....	50			
2007	Eric Byrnes.....	30	2008	Chris Young.....	14			
2008	Stephen Drew.....	44	2009	Mark Reynolds.....	24			
2009	Miguel Montero.....		2010	Chris Young.....	28			
	Mark Reynolds.....							
	Justin Upton.....	30						
2010	Adam LaRoche.....	37						

Boldface indicates National League leader • ^Tied for National League lead • \*Major League leader • #Tied for Major League lead

## ANNUAL INDIVIDUAL PITCHING LEADERS

### WINS

1998	Andy Benes .....	14
1999	Randy Johnson .....	17
2000	Randy Johnson .....	19
2001	# Curt Schilling .....	22
2002	<b>* Randy Johnson .....</b>	<b>24</b>
2003	Miguel Batista Oscar Villarreal Brandon Webb .....	10
2004	Randy Johnson .....	16
2005	Brandon Webb .....	14
2006	Brandon Webb .....	16
2007	Brandon Webb .....	18
2008	# Brandon Webb .....	22
2009	Dan Haren .....	14
2010	Ian Kennedy .....	9

### ERA

1998	Omar Daal .....	2.88
1999	Randy Johnson .....	2.48
2000	Randy Johnson .....	2.64
2001	<b>* Randy Johnson .....</b>	<b>2.49</b>
2002	Randy Johnson .....	2.32
2003	Brandon Webb .....	2.84
2004	Randy Johnson .....	2.60
2005	Brandon Webb .....	3.54
2006	Brandon Webb .....	3.10
2007	Brandon Webb .....	3.01
2008	Brandon Webb .....	3.30
2009	Dan Haren .....	3.14
2010	Ian Kennedy .....	3.80

### GAMES - STARTERS

1998	Andy Benes .....	34
1999	#^ Randy Johnson .....	35
2000	#^ Randy Johnson .....	35
2001	#^ Curt Schilling .....	35
2002	Randy Johnson Curt Schilling .....	35
2003	Elmer Dessens .....	30
2004	#^ Randy Johnson #^ Brandon Webb .....	35
2005	Javier Vazquez Brandon Webb .....	33
2006	Miguel Batista Brandon Webb .....	33
2007	Brandon Webb .....	34
2008	Brandon Webb .....	34
2009	^ Doug Davis .....	34
2010	Rodrigo Lopez .....	33

### GAMES - RELIEVERS

1998	Gregg Olson .....	64
1999	Greg Swindell .....	63
2000	Greg Swindell .....	64
2001	Byung-Hyun Kim .....	78
2002	Byung-Hyun Kim .....	72
2003	Oscar Villarreal .....	86
2004	Mike Koplove .....	76
2005	Lance Cormier .....	67
2006	Luis Vizcaino .....	70
2007	Tony Pena .....	75
2008	Chad Qualls .....	77
2009	Juan Gutierrez .....	65
2010	Aaron Heilman .....	70

### COMPLETE GAMES

1998	Omar Daal .....	3
1999	<b>* Randy Johnson .....</b>	<b>12</b>
2000	Randy Johnson .....	8
2001	Curt Schilling .....	6
2002	<b>* Randy Johnson .....</b>	<b>8</b>
2003	Curt Schilling .....	3
2004	Randy Johnson .....	4
2005	Javier Vazquez .....	3
2006	Brandon Webb .....	5
2007	Brandon Webb .....	4
2008	Brandon Webb .....	3
2009	Dan Haren .....	3
2010	Dan Haren Edwin Jackson Joe Saunders .....	1

### SHUTOUTS

1998	Brian Anderson Omar Daal .....	1
1999	Randy Johnson .....	2
2000	Randy Johnson .....	3
2001	Randy Johnson Albie Lopez .....	2
2002	Randy Johnson .....	4
2003	Curt Schilling .....	2
2004	Randy Johnson .....	2
2005	Javier Vazquez .....	1
2006	Brandon Webb .....	3
2007	Brandon Webb .....	3
2008	Brandon Webb .....	1
2009	Dan Haren .....	1
2010	Edwin Jackson .....	1

### SAVES

1998	Gregg Olson .....	30
1999	Matt Mantei .....	22
2000	Matt Mantei .....	17
2001	Byung-Hyun Kim .....	19
2002	Byung-Hyun Kim .....	36
2003	Matt Mantei .....	29
2004	Greg Aquino .....	16
2005	Jose Valverde .....	15
2006	Jose Valverde .....	18
2007	Jose Valverde .....	47
2008	Brandon Lyon .....	26
2009	Chad Qualls .....	24
2010	Juan Gutierrez .....	15

### INNINGS PITCHED

1998	Andy Benes .....	231.1
1999	Randy Johnson .....	271.2
2000	Randy Johnson .....	248.2
2001	<b>* Curt Schilling .....</b>	<b>256.2</b>
2002	<b>* Randy Johnson .....</b>	<b>260.0</b>
2003	Miguel Batista .....	193.1
2004	Randy Johnson .....	245.2
2005	Brandon Webb .....	229.0
2006	Brandon Webb .....	235.0
2007	Brandon Webb .....	236.1
2008	Brandon Webb .....	226.2
2009	Dan Haren .....	229.1
2010	Rodrigo Lopez .....	200.0

### STRIKEOUTS

1998	Andy Benes .....	164
1999	Randy Johnson .....	364
2000	Randy Johnson .....	347
2001	<b>* Randy Johnson .....</b>	<b>372</b>
2002	<b>* Randy Johnson .....</b>	<b>334</b>
2003	Curt Schilling .....	194
2004	<b>* Randy Johnson .....</b>	<b>290</b>
2005	Javier Vazquez .....	192
2006	Brandon Webb .....	178
2007	Brandon Webb .....	194
2008	Dan Haren .....	206
2009	Dan Haren .....	223
2010	Ian Kennedy .....	168

## ALL-TIME D-BACKS HITTING LEADERS

AVERAGE (min. 300 games)	
Greg Colbrunn (5)	.310
Luis Gonzalez (8)	.298
Danny Bautista (5)	.296
Orlando Hudson (3)	.294
Chad Tracy (6)	.280
Alex Cintron (5)	.279
Junior Spivey (3)	.279
Steve Finley (6)	.278
Matt Williams (6)	.278
Conor Jackson (6)	.277

GAMES	
Luis Gonzalez (8)	1,194
Steve Finley (6)	849
Chad Tracy (6)	704
Craig Counsell (6)	664
Stephen Drew (5)	647
Tony Womack (5)	629
Chris Young (5)	628
Jay Bell (5)	616
Matt Williams (6)	595
Mark Reynolds (4)	563

AT-BATS	
Luis Gonzalez (8)	4,488
Steve Finley (6)	3,049
Tony Womack (5)	2,521
Stephen Drew (5)	2,461
Chad Tracy (6)	2,338
Craig Counsell (6)	2,299
Chris Young (5)	2,281
Matt Williams (6)	2,265
Jay Bell (5)	2,180
Mark Reynolds (4)	1,982

RUNS	
Luis Gonzalez (8)	780
Steve Finley (6)	491
Tony Womack (5)	392
Jay Bell (5)	360
Craig Counsell (6)	343
Stephen Drew (5)	332
Chris Young (5)	328
Mark Reynolds (4)	326
Matt Williams (6)	317
Chad Tracy (6)	293

HITS	
Luis Gonzalez (8)	1,337
Steve Finley (6)	847
Tony Womack (5)	677
Stephen Drew (5)	669
Chad Tracy (6)	654
Matt Williams (6)	629
Craig Counsell (6)	611
Jay Bell (5)	573
Chris Young (5)	549
Conor Jackson (6)	492

TOTAL BASES	
Luis Gonzalez (8)	2,373
Steve Finley (6)	1,524
Stephen Drew (5)	1,103
Matt Williams (6)	1,067
Chad Tracy (6)	1,059
Chris Young (5)	1,007
Jay Bell (5)	998
Mark Reynolds (4)	958
Tony Womack (5)	912
Craig Counsell (6)	821

DOUBLES	
Luis Gonzalez (8)	310
Chad Tracy (6)	153
Steve Finley (6)	150
Stephen Drew (5)	147
Chris Young (5)	136
Matt Williams (6)	127
Jay Bell (5)	116
Craig Counsell (6)	106
Conor Jackson (6)	104
Damian Miller (5)	98
Tony Womack (5)	98

TRIPLES	
Stephen Drew (5)	46
Tony Womack (5)	37
Steve Finley (6)	34
Luis Gonzalez (8)	27
Orlando Hudson (3)	21
David Dellucci (6)	20
Justin Upton (4)	19
Jay Bell (5)	18
Alex Cintron (5)	16
Craig Counsell (6)	16

HOME RUNS	
Luis Gonzalez (8)	224
Steve Finley (6)	153
Mark Reynolds (4)	121
Matt Williams (6)	99
Chris Young (5)	98
Jay Bell (5)	91
Chad Tracy (6)	78
Stephen Drew (5)	65
Chris Snyder (7)	62
Eric Byrnes (4)	61

RUNS BATTED IN	
Luis Gonzalez (8)	774
Steve Finley (6)	479
Matt Williams (6)	381
Mark Reynolds (4)	346
Chad Tracy (6)	318
Jay Bell (5)	304
Chris Young (5)	296
Stephen Drew (5)	276
Conor Jackson (6)	247
Chris Snyder (7)	240

WALKS	
Luis Gonzalez (8)	650
Steve Finley (6)	337
Jay Bell (5)	303
Craig Counsell (6)	276
Mark Reynolds (4)	260
Chris Young (5)	244
Chris Snyder (7)	239
Stephen Drew (5)	226
Conor Jackson (6)	209
Chad Tracy (6)	205

STOLEN BASES	
Tony Womack (5)	182
Eric Byrnes (4)	88
Chris Young (5)	82
Steve Finley (6)	70
Craig Counsell (6)	68
Mark Reynolds (4)	42
Justin Upton (4)	41
Luis Gonzalez (8)	32
Travis Lee (3)	30
Stephen Drew (5)	29

SLUGGING PCT. (min. 300 games)	
Luis Gonzalez (8)	.529
Greg Colbrunn (5)	.527
Tony Clark (5)	.520
Steve Finley (6)	.500
Mark Reynolds (4)	.483
Justin Upton (4)	.471
Matt Williams (6)	.471
Jay Bell (5)	.458
Junior Spivey (3)	.453
Chad Tracy (6)	.453

ON-BASE PCT. (min. 300 games)	
Luis Gonzalez (8)	.391
Greg Colbrunn (5)	.384
Orlando Hudson (3)	.365
Junior Spivey (3)	.363
Mark Grace (3)	.359
Conor Jackson (6)	.358
Jay Bell (5)	.355
Justin Upton (4)	.352
Steve Finley (6)	.351
Craig Counsell (6)	.348

Number in parantheses indicates seasons played with the D-backs.

## ALL-TIME D-BACKS PITCHING LEADERS

### WINS

Randy Johnson (8)	118
Brandon Webb (7)	87
Curt Schilling (4)	58
Brian Anderson (5)	41
Miguel Batista (4)	40
Dan Haren (3)	37
Doug Davis (3)	28
Andy Benes (2)	27
Omar Daal (3)	26
Armando Reynoso (4)	22

### RELIEF WINS

Byung-Hyun Kim (4)	20
Tony Pena (4)	16
Mike Koplove (6)	15
Gregg Olson (2)	12
Oscar Villarreal (3)	12
Brandon Lyon (4)	11
Brandon Medders (4)	11
Juan Cruz (3)	10
Stephen Randolph (2)	10
Jose Valverde (5)	9

### SAVES

Jose Valverde (5)	98
Matt Mantei (6)	74
Byung-Hyun Kim (6)	70
Chad Qualls (3)	45
Gregg Olson (2)	44
Brandon Lyon (4)	42
Juan Gutierrez (2)	24
Greg Aquino (3)	17
Jorge Julio (1)	15
Brian Bruney (2)	12

### STRIKEOUTS

Randy Johnson (8)	2,077
Brandon Webb (7)	1,065
Curt Schilling (4)	875
Dan Haren (3)	570
Miguel Batista (4)	454
Brian Anderson (5)	410
Doug Davis (3)	402
Byung-Hyun Kim (6)	383
Jose Valverde (5)	331
Omar Daal (3)	325

### ERA

(minimum 220.0 IP)

Randy Johnson (8)	2.83
Curt Schilling (4)	3.14
Brandon Webb (7)	3.27
Jose Valverde (5)	3.29
Byung-Hyun Kim (6)	3.43
Dan Haren (3)	3.56
Greg Swindell (4)	3.76
Mike Koplove (6)	3.76
Max Scherzer (2)	3.86
Miguel Batista (4)	3.99

### COMPLETE GAMES

Randy Johnson (8)	38
Curt Schilling (4)	18
Brandon Webb (7)	15
Brian Anderson (5)	7
Miguel Batista (4)	6
Omar Daal (3)	5
Dan Haren (3)	5
Javier Vazquez (1)	3
Shawn Estes (1)	2
Albie Lopez (1)	2
Micah Owings (2)	2
Armando Reynoso (4)	2

### SHUTOUTS

Randy Johnson (8)	14
Brandon Webb (7)	8
Curt Schilling (4)	5
Brian Anderson (5)	2
Miguel Batista (4)	2
Omar Daal (3)	2
Dan Haren (2)	2
Albie Lopez (1)	2
Edwin Jackson (1)	1
Micah Owings (2)	1
Javier Vazquez (1)	1

### INNINGS PITCHED

Randy Johnson (8)	1630.1
Brandon Webb (7)	1319.2
Brian Anderson (5)	840.2
Curt Schilling (4)	781.2
Miguel Batista (4)	723.2
Dan Haren (3)	586.1
Doug Davis (3)	542.0
Omar Daal (3)	473.1
Andy Benes (2)	429.2
Armando Reynoso (4)	386.0

### APPEARANCES

Jose Valverde (5)	253
Byung-Hyun Kim (6)	245
Brandon Lyon (4)	234
Randy Johnson (8)	233
Greg Swindell (4)	225
Mike Koplove (6)	217
Tony Pena (4)	209
Brandon Webb (7)	199
Matt Mantei (6)	178
Chad Qualls (3)	171

### RELIEF APPEARANCES

Jose Valverde (5)	253
Byung-Hyun Kim (4)	235
Brandon Lyon (4)	234
Greg Swindell (4)	225
Mike Koplove (6)	217
Tony Pena (4)	209
Matt Mantei (6)	178
Chad Qualls (3)	171
Brandon Medders (4)	135
Mike Myers (2)	133

### GAMES STARTED

Randy Johnson (8)	232
Brandon Webb (7)	198
Brian Anderson (5)	129
Miguel Batista (4)	109
Curt Schilling (4)	107
Doug Davis (3)	93
Dan Haren (3)	87
Omar Daal (3)	71
Andy Benes (2)	66
Armando Reynoso (4)	66

### GAMES FINISHED

Jose Valverde (5)	181
Byung-Hyun Kim (6)	150
Matt Mantei (6)	132
Brandon Lyon (4)	114
Chad Qualls (3)	85
Gregg Olson (2)	85
Greg Swindell (4)	59
Juan Gutierrez (2)	56
Mike Koplove (6)	56
Tony Pena (4)	52



# D-BACKS HOME RUN HISTORY

## D-BACKS PINCH-HIT HOME RUNS

REGULAR SEASON (79)

PLAYER	DATE	OPP	PITCHER	ON INN	BASE	PLAYER	DATE	OPP	PITCHER	ON INN	BASE
Tony Batista	8/3/98	@ CHI	Don Wengert	5	1	Tony Clark	5/12/05	@ COL	David Cortes	9	1
Hanley Frias	8/12/98	vs. PHI	Mike Grace	7	1	Tony Clark	5/27/05	vs. LAD	Kelly Wunsch	7	1
Yamil Benitez	9/25/98	vs. SD	Randy Myers	9	2	Tony Clark	6/7/05	vs. MIN	Juan Rincon	8	2
Kelly Stinnett	4/13/99	vs. LAD	Dave Mlicki	16	1	Shawn Green	6/30/05	vs. SF	Noah Lowry	5	0
Bernard Gilkey	4/18/99	vs. SF	Felix Rodriguez	7	2	Troy Glaus	7/15/05	@ SD	Scott Linebrink	6	2
Greg Colbrunn	5/31/99	@ MON	Steve Kline	10	0	Alex Cintron	7/22/05	vs. ATL	Jim Brower	10	0
Erubiel Durazo	9/9/99	@ MIL	Rafael Roque	8	1	Chris Snyder	8/14/05	@ ATL	Horacio Ramirez	9	1
Turner Ward	9/19/99	vs. FLA	Ryan Dempster	6	1	Alex Cintron	8/21/05	@ CIN	Kent Mercker	8	1
Alex Cabrera	6/26/00	vs. HOU	Yorkis Perez	8	1	Alex Cintron	8/27/05	vs. PHI	Jon Lieber	7	1
Matt Mieske	9/30/00	vs. SF	Alan Embree	8	0	Andy Green	4/17/06	vs. SF	Jeff Fassero	5	0
Erubiel Durazo	4/5/01	@ LAD	Andy Ashby	5	0	Tony Clark	5/17/06	vs. SD	Scott Cassidy	6	2
David Dellucci	4/12/01	vs. LAD	Matt Herges	7	0	Carlos Quentin	7/28/06	@ HOU	Chad Qualls	7	1
Greg Colbrunn	4/12/01	vs. LAD	Jeff Shaw	9	1	Conor Jackson	7/30/06	@ HOU	Brad Lidge	9	1
Erubiel Durazo	4/15/01	@ COL	Jose Jimenez	9	1	Damion Easley	8/11/06	vs. FLA	Taylor Tankersley	8	0
Erubiel Durazo	4/17/01	@ STL	Bobby Bonilla	9	0	Tony Clark	9/10/06	vs. STL	Jorge Sosa	8	0
Erubiel Durazo	4/26/01	vs. ATL	Matt Whiteside	8	0	Stephen Drew	9/30/06	vs. SD	Cla Meredith	7	0
David Dellucci	5/9/01	vs. CIN	John Riedling	8	2	Miguel Montero	4/25/07	vs. SD	Scott Linebrink	8	0
Danny Bautista	5/18/01	@ CHI	Manny Aybar	9	1	Scott Hairston	4/28/07	vs. SF	Vinnie Chulk	7	2
Erubiel Durazo	5/20/01	@ CHI	Tom Gordon	9	1	Tony Clark	5/8/07	vs. PHI	Adam Eaton	7	0
David Dellucci	6/23/01	@ COL	Pedro Astacio	7	1	* Tony Clark	5/19/07	@ PIT	Marty McLearly	7	3
* David Dellucci	7/21/01	@ SF	Brian Boehringer	7	3	Miguel Montero	6/5/07	vs. SF	Matt Cain	6	0
David Dellucci	7/29/01	vs. SF	Robb Nen	9	0	Miguel Montero	6/8/07	vs. BOS	Josh Beckett	8	0
Greg Colbrunn	8/19/01	vs. CHI	David Weathers	7	0	Orlando Hudson	6/15/07	@ BAL	Todd Williams	8	2
Greg Colbrunn	8/30/01	vs. SF	Aaron Fultz	8	0	Tony Clark	6/19/07	vs. TB	Al Reyes	9	1
David Dellucci	4/17/02	vs. STL	Matt Morris	7	0	Mark Reynolds	6/26/07	vs. LAD	Chad Billingsley	4	1
Jose Guillen	4/19/02	vs. COL	Denny Neagle	5	0	Conor Jackson	7/26/07	vs. FLA	Justin Miller	7	1
Chris Donnels	7/17/02	@ COL	Dennys Reyes	9	1	Chad Tracy	8/1/07	@ SD	Heath Bell	11	2
Craig Counsell	8/3/02	@ NYM (#1)	Armando Benitez	9	0	Jeff Salazar	9/10/07	@ SF	Brad Hennessey	9	2
Jay Bell	8/14/02	@ CIN	Jose Rijo	8	0	Jeff Salazar	3/31/08	@ CIN	Jared Burton	7	0
Greg Colbrunn	8/15/02	@ CIN	Danny Graves	9	0	Micah Owings	4/30/08	vs. HOU	Dave Borkowski	6	1
Lyle Overbay	4/7/03	@ LAD	Andy Ashby	12	1	Josh Whitesell	9/21/08	@ COL	Steven Register	9	0
Junior Spivey	5/3/03	vs. ATL	Ray King	6	1	Mark Reynolds	4/14/09	vs. STL	Kyle McClellan	5	1
Carlos Baerga	7/8/03	vs. COL	Steve Reed	7	2	Conor Jackson	4/14/09	vs. STL	Josh Kinney	8	2
Shea Hillenbrand	8/21/03	vs. CIN	Felix Heredia	7	1	Eric Byrnes	4/15/09	vs. STL	Trevor Miller	6	0
Felix Jose	9/2/03	@ SD	Luther Hackman	9	1	Tony Clark	6/25/09	vs. TEX	Darren O'Day	7	0
Steve Finley	9/10/03	vs. LAD	Paul Quantrill	8	2	Chad Tracy	7/6/09	vs. SD	Luke Gregerson	8	0
Carlos Baerga	5/1/04	@ PHI	Vicente Padilla	6	2	Chad Tracy	7/23/09	vs. PIT	John Grabow	7	2
Andy Green	6/15/04	vs. NYY	Jose Contreras	5	1	John Hester	8/28/09	vs. HOU	Wilton Lopez	6	1
Quinton McCracken	6/30/04	vs. SD	Brandon Puffer	8	1	* Chad Tracy	9/26/09	vs. SD	Luke Gregerson	7	3
Chad Tracy	9/11/04	vs. SF	Noah Lowry	7	0						

### NATIONAL LEAGUE DIVISION SERIES (1)

### NATIONAL LEAGUE CHAMPIONSHIP SERIES (1)

PLAYER	DATE	OPP	PITCHER	ON INN	BASE	PLAYER	DATE	OPP	PITCHER	ON INN	BASE
Turner Ward	10/8/99	@ NYM	Rick Reed	5	1	Erubiel Durazo	10/21/01	@ ATL	Tom Glavine	5	1

## D-BACKS GRAND SLAMS (45)

PLAYER	DATE	OPPONENT	PITCHER	INN	PLAYER	DATE	OPP	PITCHER	INN
Matt Williams	4/14/98	@ STL	Kent Mercker	4	* David Dellucci	7/21/01	@ SF	Brian Boehringer	7
Matt Williams	5/20/98	@ FLA	Andy Larkin	5	Matt Williams	9/21/01	@ LAD	Terry Mulholland	4
Yamil Benitez	6/9/98	vs. LAA	Chuck Finley	3	Steve Finley	9/26/01	vs. MIL	Gus Gandall	5
Devon White	6/26/98	vs. SEA	Bob Wells	6	Damian Miller	4/2/02	vs. SD	Brian Tollerberg	2
Karim Garcia	9/23/98	@ COL	Pedro Astacio	3	Erubiel Durazo	8/17/02	@ CHI	Kyle Farnsworth	9
Travis Lee	4/12/99	vs. LAD	Chan Ho Park	3	Carlos Baerga	4/17/03	vs. COL	Jason Jennings	2
Matt Williams	4/23/99	@ SD	Brain Boehringer	7	Matt Williams	5/5/03	vs. PHI	Vicente Padilla	1
Steve Finley	5/10/99	vs. MON	Javier Vazquez	1	Steve Finley	5/11/04	vs. NYM	Mike Stanton	6
Travis Lee	5/18/99	@ SF	Rich Rodriguez	7	Roberto Alomar	7/1/04	vs. SD	Ismael Valdez	4
Jay Bell	7/11/99	vs. OAK	Jimmy Haynes	6	Chris Snyder	7/31/05	@ CHI	Mike Remlinger	5
# Tony Womack	7/21/99	@ HOU	Billy Wagner	8	Shawn Green	8/28/05	vs. PHI	Vicente Padilla	3
Damian Miller	8/26/99	@ FLA	Brent Billingsley	9	Chad Tracy	5/2/06	vs. LAD	Odalis Perez	5
Matt Williams	9/7/99	@ MIL	Eric Plunk	6	Chad Tracy	7/8/06	@ COL	Brian Fuentes	9
Lenny Harris	4/5/00	vs. PHI	Paul Byrd	1	Orlando Hudson	7/31/06	@ CHI	Mark Prior	3
Damian Miller	5/9/00	vs. LAD	Orel Hersher	12	Tony Clark	5/19/07	@ PIT	Marty McLearly	7
Matt Williams	9/24/00	@ SF	Livan Hernandez	2	Eric Byrnes	5/25/08	@ ATL	Tom Glavine	5
Reggie Sanders	4/21/01	vs. COL	Ron Villone	3	Miguel Montero	8/16/08	@ HOU	Brandon Backe	6
Mark Grace	5/13/01	vs. PHI	Ricky Bottalico	8	Chris Young	8/16/08	@ HOU	Brandon Backe	9
Tony Womack	6/17/01	vs. DET	Dave Mlicki	4	Chris Snyder	5/16/09	@ ATL	Buddy Carlyle	9
Luis Gonzalez	6/21/01	@ COL	Gabe White	7	Justin Upton	6/2/09	@ LAD	Randy Wolf	2
Jay Bell	6/27/01	vs. HOU	Scott Elarton	2	* Chad Tracy	9/26/09	vs. SD	Luke Gregerson	7
Luis Gonzalez	7/3/01	@ HOU	Scott Elarton	3	Chris Young	4/9/10	vs. PIT	Charlie Morton	3
					Brandon Allen	9/1/10	vs. SD	Luke Gregerson	7

# Inside-the-Park. \* Pinch-hit grand slam.

## HOME RUNS BY PITCHERS

### D-BACKS PITCHERS (17)

PLAYER	DATE	OPP	PITCHER	INN
Andy Benes	4/10/98	@ SD	Kevin Brown	2
Gregg Olson	4/20/98	vs. FLA	Oscar Henriquez	7
Andy Benes	7/22/99	@ HOU	Jose Lima	3
Brian Anderson	8/4/99	vs. SF	Mark Gardner	2
Omar Daal	6/27/00	vs. HOU	Scott Elarton	3
Todd Stottlemire	4/26/00	@ PHI	Amaury Telemaco	6
Miguel Batista	6/2/02	@ LAD	Kazuhisa Ishii	3
Randy Johnson	9/19/03	@ MIL	Doug Davis	3
Javier Vazquez	5/28/05	vs. LAD	Duaner Sanchez	7
Livan Hernandez	7/4/07	@ STL	Brad Thompson	7
Micah Owings	7/26/07	vs. FLA	Byung-Hyun Kim	2
Micah Owings	8/18/07	@ ATL	Buddy Carlyle	4
Micah Owings	8/18/07	@ ATL	Buddy Carlyle	6
Micah Owings	8/24/07	vs. CHI	Sean Marshall	3
Dan Haren	6/30/09	@ CIN	Bronson Arroyo	6
Edwin Jackson	4/11/10	vs. PIT	Jack Taschner	4
Dan Haren	6/28/10	@ STL	Chris Carpenter	7

### Home runs by pitchers as pinch-hitters

PLAYER	DATE	OPP	PITCHER	INN
Micah Owings	4/30/08	vs. HOU	Dave Borkowski	6

### OPPOSING PITCHERS (13)

PLAYER	DATE	OPP	PITCHER	INN
Darren Dreifort	7/25/98	@ LAD	Omar Daal	5
Bronswell Patrick	8/1/98	@ MIL	Felix Rodriguez	5
Mike Hampton	7/1/01	vs. COL	Miguel Batista	8
Jason Schmidt	8/30/01	vs. SF	Miguel Batista	4
Glendon Rusch	4/5/02	@ MIL	Rick Helling	5
Odalis Perez	8/28/02	@ LAD	Rick Helling	5
Shawn Chacon	4/15/03	vs. COL	John Patterson	2
Adam Eaton	5/26/03	vs. SD	Andrew Good	6
Jaret Wright	8/6/04	vs. ATL	Brandon Webb	3
John Van Benschoten	8/23/04	@ PIT	Casey Fossum	2
Zack Greinke	6/10/05	vs. KC	Russ Ortiz	5
Jason Schmidt	8/7/06	vs. SF	Greg Aquino	7
Yovani Gallardo	8/20/07	vs. MIL	Doug Davis	2
Carlos Zambrano	4/28/09	vs. CHI	Esmerling Vasquez	7

### Home runs by pitchers as pinch-hitters

PLAYER	DATE	OPP	PITCHER	INN
Gene Stechschulte	4/17/01	@ STL	Armando Reynoso	6
Brooks Kieschnick	4/22/04	@ MIL	Matt Mantei	9

## INSIDE-THE-PARK HOME RUNS

### D-BACKS (7)

PLAYER	DATE	OPP	PITCHER	INN	ON BASE
Tony Womack	7/21/99	@ HOU	Billy Wagner	8	3
Junior Spivey	6/9/02	@ BOS	Chris Hancey	7	0
Luis Gonzalez	7/28/02	vs. SD	Brett Tomko	5	0
Damian Miller	8/18/02	@ CHI	Matt Clement	6	0
Kelly Stinnett	8/29/05	@ SD	Woody Williams	4	0
Stephen Drew	4/5/10	vs. SD	Jon Garland	4	1
Gerardo Parra	6/9/10	vs. ATL	Peter Moylan	8	1

### OPPONENTS (6)

PLAYER	DATE	OPP	PITCHER	INN	ON BASE
Doug Glanville	5/10/02	@ PHI	Rick Helling	7	0
Wendell Magee	6/14/02	vs. DET	Curt Schilling	3	0
Felipe Lopez	5/6/06	vs. CIN	Claudio Vargas	1	0
Derrek Lee	8/26/07	vs. CHI	Yusmeiro Petit	3	0
Cory Hart	6/4/08	@ MIL	Edgar Gonzalez	4	2
Tony Gwynn Jr.	7/17/10	@ SD	Rodrigo Lopez	6	0

## D-BACKS BOTH SIDES OF THE PLATE IN THE SAME GAME (5)

PLAYERS	DATE	OPP	PITCHERS	INNING
Alex Cintron	7/8/04	@ SF	vs. RHP Dustin Hermanson	4
			vs. LHP Wayne Franklin	7
Tony Clark	9/17/05	vs. COL	vs. RHP Aaron Cook	5
			vs. LHP Randy Williams	7
Orlando Hudson	7/31/06	@ CHI	vs. RHP Mark Prior	3
			vs. LHP Glendon Rusch	7
Felipe Lopez	4/6/09	vs. COL	vs. RHP Aaron Cook	1
			vs. LHP Glendon Rusch	4
Tony Clark	4/6/09	vs. COL	vs. RHP Aaron Cook	3
			vs. LHP Glendon Rusch	5

BATTING
left-handed
right-handed
left-handed
right-handed
left-handed
right-handed
left-handed
right-handed
left-handed
right-handed

## LEADOFF HOME RUNS

### D-BACKS (47)

PLAYER	DATE	OPP	PITCHER
Devon White	5/1/98	@ MON	Javier Vazquez
Andy Fox	6/12/98	vs. STL	Todd Stottlemeyer
Andy Fox	7/28/98	vs. CHI	Mark Clark
Hanley Frias	5/5/00	vs. SD	Sterling Hitchcock
Tony Womack	5/14/00	@ SD	Brian Meadows
Tony Womack	10/5/01	@ MIL	Allen Levrault
Tony Womack	9/1/02	vs. SF	Ryan Jensen
Craig Counsell	7/8/03	vs. COL	Denny Neagle
Matt Kata	5/21/04	@ FLA	Darren Oliver
Roberto Alomar	7/18/04	vs. LAD	Jose Lima
Quinton McCracken	8/7/04	vs. ATL	Paul Byrd
Luis Terrero	9/4/04	@ SF	Noah Lowry
Luis Terrero	9/15/04	vs. COL	Shawn Estes
Chad Tracy	9/27/04	vs. MIL	Ben Sheets
Craig Counsell	7/8/05	vs. CIN	Ramon Ortiz
Jeff DaVanon	6/4/06	@ ATL	Jorge Sosa
Craig Counsell	6/9/06	vs. NYM	Steve Trachsel
Jeff DaVanon	7/23/06	vs. COL	Byung-Hyun Kim
Chris Young	4/30/07	@ LAD	Randy Wolf
Eric Byrnes	5/30/07	@ PHI	Jamie Moyer
Eric Byrnes	6/17/07	@ BAL	Brian Burress
Eric Byrnes	6/26/07	vs. LAD	Chad Billingsley
Chris Young	7/16/07	@ MIL	Dave Bush
Chris Young	7/25/07	vs. FLA	Scott Olsen
Chris Young	7/28/07	vs. ATL	John Smoltz
Chris Young	8/14/07	@ FLA	Dontrelle Willis
Chris Young	8/16/07	@ FLA	Daniel Barone
Chris Young	8/22/07	@ MIL	Jeff Suppan
Chris Young	8/26/07	vs. CHI	Jason Marquis
Chris Young	9/22/07	vs. LAD	David Wells
Chris Young	4/5/08	@ COL	Jeff Francis
Chris Young	5/25/08	@ ATL	Tom Glavine
Stephen Drew	8/8/08	vs. ATL	Jorge Campillo
Stephen Drew	8/24/08	vs. FLA	Ricky Nolasco
Felipe Lopez	4/6/09	vs. COL	Aaron Cook
Felipe Lopez	4/30/09	@ MIL	Jeff Suppan
Trent Oeltjen	8/9/09	@ WAS	J.D. Martin
Stephen Drew	8/18/09	@ PHI	Pedro Martinez
Ryan Roberts	8/26/09	@ SF	Jonathan Sanchez
Kelly Johnson	4/7/10	vs. SD	Kevin Correia
Kelly Johnson	5/6/10	@ HOU	Wandy Rodriguez
Kelly Johnson	6/8/10	vs. ATL	Kris Medlen
Chris Young	7/21/10	vs. NYM	Jonathan Niese
Chris Young	8/7/10	vs. SD	Clayton Richard
Stephen Drew	8/25/10	@ SD	Wade LeBlanc
Stephen Drew	9/22/10	vs. COL	Ubaldo Jimenez
Stephen Drew	9/29/10	@ SF	Tim Lincecum

### OPPONENTS (47)

PLAYER	DATE	OPP	PITCHER
Cliff Floyd	4/19/98	vs. FLA	Jeff Suppan
F.P. Santangelo	5/1/98	vs. MON	Brian Anderson
Neifi Perez	6/2/98	vs. COL	Brian Anderson
Reggie Sanders	7/10/98	vs. CIN	Andy Benes
Neifi Perez	5/15/99	vs. COL	Randy Johnson
Gerald Williams	6/20/99	vs. ATL	Randy Johnson
Pokey Reese	6/29/99	@ CIN	Andy Benes
Craig Biggio	7/7/99	vs. HOU	Brian Anderson
Tim Lincecum	7/10/99	vs. OAK	Randy Johnson
Marvin Benard	8/2/99	vs. SF	Armando Reynoso
Marquis Grissom	9/8/99	@ MIL	Omar Daal
Quilvio Veras	9/30/99	vs. SD	Randy Johnson
Todd Hollandsworth	5/9/00	vs. LAD	Armando Reynoso
Tom Goodwin	4/5/01	@ LAD	Brian Anderson
Doug Glanville	5/11/01	vs. PHI	Curt Schilling
Jimmy Rollins	5/16/02	vs. PHI	Randy Johnson
Jimmy Rollins	5/17/02	vs. PHI	Miguel Batista
Melvin Mora	6/20/02	vs. BAL	Randy Johnson
Kenny Lofton	8/31/02	vs. SF	Curt Schilling
Kenny Lofton	5/16/03	vs. PIT	Miguel Batista
Ray Durham	7/12/03	vs. SF	Curt Schilling
Aaron Guiel	9/4/03	@ KC	Randy Johnson
Aaron Miles	4/14/04	@ COL	Elmer Dessens
Marlon Byrd	5/9/04	vs. PHI	Steve Sparks
Kaz Matsui	5/12/04	vs. NYM	Randy Johnson
Frank Menechino	6/13/04	@ TOR	Randy Johnson
Bernie Williams	6/16/04	vs. NYY	Casey Fossum
Brady Clark	7/25/05	@ MIL	Michael Gosling
Randy Winn	9/30/05	@ SF	Claudio Vargas
Ryan Freel	5/28/06	@ CIN	Enrique Gonzalez
Steve Finley	6/14/06	vs. SF	Claudio Vargas
Kaz Matsui	9/16/06	vs. COL	Claudio Vargas
Julio Lugo	6/8/07	vs. BOS	Doug Davis
Akinori Iwamura	6/19/07	vs. TB	Doug Davis
Corey Hart	7/16/07	@ MIL	Micah Owings
Brian Giles	9/3/07	vs. SD	Micah Owings
Nyjer Morgan	9/25/07	@ PIT	Doug Davis
Scott Hairston	7/6/08	vs. SD	Randy Johnson
Jody Gerut	7/30/08	@ SD	Dan Haren
Dexter Fowler	4/8/09	vs. COL	Doug Davis
Alfonso Soriano	4/27/09	vs. CHI	Dan Haren
Carlos Gonzalez	5/9/09	@ COL	Doug Davis
Carlos Gonzalez	9/19/09	vs. COL	Max Scherzer
Carlos Gonzalez	4/26/10	@ COL	Dan Haren
Martin Prado	5/16/10	@ ATL	Dan Haren
Carlos Gonzalez	6/4/10	vs. COL	Ian Kennedy
Kosuke Fukudome	7/5/10	vs. CHI	Ian Kennedy



## D-BACKS TIE CONSECUTIVE HOMER RECORD

Solo home runs by Adam LaRoche, Miguel Montero, Mark Reynolds and Stephen Drew during the fourth inning in the D-backs' 8-2 win at Milwaukee on Aug. 11, 2010, tied the Major League record for most consecutive home runs in a game for the seventh time in history. The feat was last accomplished by the Chicago White Sox in a game against the Kansas City Royals on Aug. 14, 2008, and last in the National League by the Los Angeles Dodgers against the San Diego Padres on Sept. 18, 2006.

## D-BACKS BACK-TO-BACK (88)

PLAYERS	DATE	OPP	PITCHER(S)	INNING
J. Fabregas/B. Brede	4/8/98	@ LAD	Hideo Nomo	4
J. Bell/M. Williams	4/16/98 (2)	@ STL	D. Osborne/J. Frascatore	6
A. Fox/D. White	5/28/98	@ SF	Danny Darwin	7
T. Lee/M. Williams	6/10/98	vs. LAA	Pep Harris	5
T. Lee/M. Williams	6/13/98	vs. STL	Jeff Brantley	8
A. Fox/D. White	6/26/98	vs. SEA	Bill Swift	5
T. Lee/K. Stinnett	7/15/98	vs. HOU	Mike Hampton	4
A. Fox/T. Batista	8/20/98 (2)	@ PHI	Jerry Spradlin	4
K. Garcia/K. Stinnett	9/22/98	@ COL	Jamey Wright	2
M. Williams/L. Gonzalez	4/7/99	@ LAD	Mel Rojas	9
M. Williams/S. Finley	4/16/99	vs. SF	M. Gardner/A. Embree	5
S. Finley/T. Lee	6/4/99	vs. TEX	Mark Clark	3
D. Miller/A. Fox	7/7/99	vs. HOU	Wade Miller	3
J. Bell/L. Gonzalez	8/4/99	vs. SF	Joe Nathan	1
J. Bell/L. Gonzalez	8/20/99	@ PIT	Todd Ritchie	1
* L. Gonzalez/M. Williams/E. Durazo	8/22/99	@ PIT	Jason Schmidt	1
B. Gilkey/R. Barajas	10/3/99	vs. SD	Heath Murray	2
E. Durazo/S. Finley	4/10/00	@ SD	Woody Williams	4
S. Finley/T. Lee	5/2/00	@ MIL	Jimmy Haynes	4
D. Miller/D. Klassen	5/5/00	vs. SD	Sterling Hitchcock	2
G. Colbrunn/D. Bautista	6/11/00	vs. LAA	Scott Schoeneweis	7
L. Gonzalez/M. Williams	8/12/00	@ PIT	Mike Williams	9
S. Finley/G. Colbrunn	8/18/00	vs. CHI	Ruben Quevedo	2
D. Miller/E. Durazo	4/26/01	vs. ATL	Matt Whiteside	8
M. Grace/R. Sanders	5/15/01	@ CIN	Mark Wohlers	8
L. Gonzalez/M. Williams	5/16/01	@ CIN	Brian Reith	7
L. Gonzalez/J. Bell	6/1/01	vs. SD	Woody Williams	3
L. Gonzalez/M. Williams	7/21/01	@ SF	Ryan Vogelsong	8
* S. Finley/D. Miller/M. Grace	4/28/02	@ FLA	Josh Beckett	6
* D. Bautista/S. Finley/D. Miller	5/3/02	vs. MON	Bruce Chen	1
J. Guillen/S. Finley	6/5/02	vs. HOU	Carlos Hernandez	4
J. Spivey/L. Gonzalez	7/21/02	@ SD	J. Fikac/M. Holtz	7
M. Williams/S. Finley	9/4/02	vs. LAD	Andy Ashby	1
M. Grace/D. Miller	9/21/02	@ COL	Cory Vance	5
M. Williams/F. Jose	9/28/02	vs. COL	K. Mercker/J. Speier	6
J. Spivey/L. Gonzalez	5/4/03	vs. ATL	Greg Maddux	3
L. Gonzalez/D. Dellucci	5/26/03	vs. SD	Adam Eaton	3
M. Kata/A. Cintron	6/17/03	@ HOU	Jerome Robertson	5
S. Hillenbrand/R. Hammock	7/3/03	@ COL	Denny Neagle	2
A. Cintron/S. Hillenbrand	9/23/03	@ COL	Jason Young	8
S. Hillenbrand/D. Bautista	4/14/04	@ COL	Turk Wendell	9
H. Hairston/S. Finley	6/1/04	vs. SF	Scott Eyre	7
L. Gonzalez/S. Hillenbrand	6/12/04	@ TOR	Jason Kershner	6
H. Hairston/L. Gonzalez	7/26/04	@ HOU	Andy Pettitte	1
T. Glaus/T. Clark	5/25/05	vs. SD	D. May/R. Seanez	6
A. Cintron/L. Gonzalez	6/4/05 (2)	@ PHI	Brett Myers	5
T. Clark/S. Green	6/11/05	vs. KC	Mike Wood	8
L. Gonzalez/T. Glaus	6/13/05	@ CWS	Jose Contreras	2
J. Cruz, Jr./A. Cintron	7/2/05	@ LAD	Derek Lowe	2
C. Jackson/L. Terrero	8/6/05	vs. COL	Jeff Francis	3
T. Clark/T. Glaus	8/7/05	vs. COL	Marcos Carvajal	7
C. Tracy/K. Stinnett	8/29/05	@ SD	Woody Williams	4
T. Glaus/S. Green	9/10/05	@ COL	Zach Day	2
T. Clark/T. Glaus	9/16/05	vs. COL	David Cortes	5
C. Tracy/T. Clark	9/17/05	vs. COL	Randy Williams	7
E. Byrnes/C. Tracy	5/16/06	vs. SD	Jake Peavy	5
E. Byrnes/C. Tracy	5/20/06	vs. ATL	Oscar Villarreal	8
E. Byrnes/O. Hudson	6/18/06	@ TEX	Kameron Loe	2
C. Jackson/J. Estrada	7/15/06	vs. MIL	Chris Capuano	4
O. Hudson/S. Drew	7/31/06	@ CHI	Glendon Rusch	7
E. Byrnes/J. Estrada	8/28/06	vs. SD	Woody Williams	3
T. Clark/E. Byrnes	9/10/06	vs. STL	Jorge Sosa	8
C. Tracy/C. Jackson	10/1/06	vs. SD	Trevor Hoffman	9
C. Tracy/M. Reynolds	7/3/07	@ STL	Todd Wellemeyer	3
M. Reynolds/C. Snyder	9/12/07	@ SF	Jonathan Sanchez	2
J. Upton/M. Reynolds	5/31/08	vs. WAS	Jason Bergmann	7
M. Reynolds/C. Tracy	7/25/08	@ SF	Geno Espinelli	7
M. Reynolds/C. Snyder	7/30/08	@ SD	Bryan Corey	8
C. Snyder/C. Burke	8/14/08	@ COL	Glendon Rusch	5
C. Young/E. Byrnes	4/21/09	vs. COL	Franklin Morales	2
M. Reynolds/J. Upton	5/3/09	@ MIL	Dave Bush	7
M. Reynolds/C. Young	6/12/09	vs. HOU	Brandon Backe	6
M. Montero/D. Haren	6/30/09	@ CIN	Bronson Arroyo	6
M. Reynolds/M. Montero	8/3/09	@ NYM	Nelson Figueroa	1
M. Reynolds/M. Montero	8/15/09	vs. LAD	Jonathan Broxton	9
M. Montero/C. Young	9/9/09	vs. LAD	Jon Garland	2
C. Young/K. Johnson	4/11/10	vs. PIT	Daniel McCutchen	4
M. Reynolds/A. LaRoche	4/23/10	vs. PHI	Cole Hamels	4
M. Reynolds/A. LaRoche	6/12/10	vs. STL	Adam Ottavino	3
A. LaRoche/M. Reynolds	6/21/10	vs. NYY	A.J. Burnett	1
S. Drew/J. Hester	8/1/10	@ NYM	Elmer Dessens	7
# LaRoche/Montero/Reynolds/Drew	8/11/10	@ MIL	Dave Bush	4
M. Montero/R. Church	9/13/10	@ CIN	Bronson Arroyo	3

\*Recorded as two back-to-back home runs • #Recorded as three back-to-back home runs, tied Major League record

## OPPONENTS BACK-TO-BACK vs. D-BACKS (80)

PLAYERS	DATE	OPP	PITCHER(S)	INNING
T. Hollandsworth/T. Howard	4/7/98	@ LAD	Barry Manuel	5
M. Martinez/J. Kendall	5/16/98	vs. PIT	Brian Anderson	2
M. Grace/H. Rodriguez	7/29/98	vs. CHI	Amaury Telemaco	2
S. Andrews/B. Fullmer	8/18/98	vs. MON	Brian Anderson	3
R. Mondesi/T. Hundley	4/7/99	@ LAD	Andy Benes	5
D. Bell/J. Bagwell	4/28/99	vs. HOU	Andy Benes	3
J. Vidro/R. White	5/12/99	vs. MON	Todd Stottlemire	5
J. Lopez/A. Jones	6/20/99	vs. ATL	Randy Johnson	5
S. Casey/G. Vaughn	6/23/99	vs. CIN	Andy Benes	5
R. Klesko/A. Jones	9/3/99	@ ATL	Armando Reynoso	4
S. Rolen/R. Bognia	4/27/00	@ PHI	Omar Daal	6
I. Rodriguez/R. Palmeiro	6/4/00	@ TEX	Omar Daal	1
Je. Giambi/M. Tejada	7/8/00	@ OAK	D. Plesac/B. Kim	8
V. Guerrero/L. Stevens	8/8/00	vs. MON	Brian Anderson	3
C. Jones/A. Galaraga	9/5/00	@ ATL	Randy Johnson	5
T. Goodwin/M. Grudzielanek	4/5/01	@ LAD	Brian Anderson	1
M. Matheny/E. Marrero	4/8/01	vs. STL	Randy Johnson	3
G. Sheffield/E. Karros	4/11/01	vs. LAD	Brian Anderson	1
L. Berkman/M. Alou	6/25/01	vs. HOU	Erik Sabel	7
L. Berkman/M. Alou	6/27/01	vs. HOU	Curt Schilling	2
* J. Kent/ E. Davis/ B. Santiago	7/22/01	@ SF	Brian Anderson	5
R. Aurilia / B. Bonds	7/26/01	vs. SF	Curt Schilling	4
R. Aurilia / B. Bonds	9/4/01	@ SF	Miguel Batista	7
J. Ortiz / T. Helton	9/18/01	@ COL	Curt Schilling	3
T. Helton / J. Cirillo	9/18/01	@ COL	Byung-Hyun Kim	9
R. Sexson / J. Burnitz	9/25/01	vs. MIL	Albie Lopez	4
R. Sexson / J. Burnitz	9/25/01	vs. MIL	A. Lopez / T. Brohawn	6
R. Fick/B. Inge	6/14/02	vs. DET	Greg Swindell	8
R. Cedeno/T. Perez	8/4/02	@ NYM	John Patterson	4
S. Green/B. Jordan	9/2/02	vs. LAD	Rick Helling	2
R. Sexson / K. Ginter	9/21/03	@ MIL	Curt Schilling	1
B. Abreu/J. Thome	4/30/04	@ PHI	Elmer Dessens	3
D. Mientkiewicz/L. Rivas	7/3/04	vs. MIN	Andrew Good	2
J. Werth/J. Grabowski	7/7/04	@ LAD	S. Sparks/S. Randolph	5
A. Everett/C. Beltran	7/22/04	vs. HOU	Edgar Gonzalez	3
J. Kent/J. Bagwell	7/28/04	@ HOU	Casey Fossum	3
J. Wilson/J. Bay	8/25/04	@ PIT	Randy Johnson	7
B. Bonds/P. Feliz	9/12/04	vs. SF	Mike Koplove	9
V. Castilla/J. Burnitz	9/13/04	vs. COL	Lance Cormier	5
G. Jenkins/K. Ginter	9/29/04	vs. MIL	Casey Fossum	4
J. Peralta/G. Sizemore	6/17/05	@ CLE	Matt Herges	3
P. Feliz/M. Matheny	6/20/05	@ SF	Lance Cormier	7
C. Delgado/M. Cabrera	7/19/05	vs. FLA	Javier Vazquez	1
J. Francoeur/R. Langerhans	8/14/05	@ ATL	Javier Vazquez	3
W. Pena/S. Casey	8/21/05	@ CIN	Brandon Lyon	8
C. Lee/G. Jenkins	9/13/05	vs. MIL	Javier Vazquez	6
M. Lamb/W. Taveras	8/4/06	vs. HOU	Tony Pena	9
J. Hamilton/B. Phillips	4/10/07	vs. CIN	Edgar Gonzalez	1
R. Zimmerman/A. Kearns	8/10/07	vs. WAS	Livan Hernandez	6
J. Francoeur/A. Jones	8/18/07	@ ATL	Micah Owings	7
C. Hart/R. Branyan	6/4/08	@ MIL	Edgar Gonzalez	4
D. DeJesus/M. Aviles	6/14/08	vs. KC	Billy Buckner	6
J. Dillon/J.J. Hardy	7/1/08	vs. MIL	Randy Johnson	2
Y. Molina/F. Lopez	9/2/08	vs. STL	Yusmeiro Petit	4
A. Pujols/R. Ludwick	9/25/08	@ STL	Yusmeiro Petit	7
T. Tulowitzki/C. Iannetta	4/6/09	vs. COL	Brandon Webb	4
Y. Torrealba/I. Stewart	4/8/09	vs. COL	Billy Buckner	7
P. Fielder/M. Cameron	5/3/09	@ MIL	Yusmeiro Petit	2
M. Ramirez/A. Ethier	5/4/09	@ LAD	Doug Davis	1
A. Dunn/J. Willingham	5/10/09	vs. WAS	Max Scherzer	3
L. Nix/A. Rosales	5/11/09	vs. CIN	Jon Garland	4
C. Davis/D. Murphy	6/25/09	vs. TEX	Esmerling Vasquez	12
R. Howard/J. Werth	8/19/09	@ PHI	Dan Haren	5
M. Ramirez/M. Kemp	8/31/09	@ LAD	Doug Davis	6
M. Ramirez/J. Loney	9/7/09	vs. LAD	Max Scherzer	2
M. Ramirez/J. Loney	9/9/09	vs. LAD	Dan Haren	4
P. Sandoval/B. Molina	9/29/09	@ SF	Clay Zavada	7
A. Gonzalez/K. Blanks	4/5/10	vs. SD	Bob Howry	9
R. Ludwick/A. Pujols	4/20/10	vs. STL	Dan Haren	1
G. Soto/M. Byrd	4/30/10	@ CHC	Kevin Mulvey	8
C. McGehee/G. Zaun	5/9/10	vs. MIL	Esmerling Vasquez	8
C. Maybin/D. Uggla	5/18/10	@ FLA	Saul Rivera	6
J. Uribe/J. Bowker	5/20/10	vs. SF	Rodrigo Lopez	6
E. Encarnacion/A. Lind	5/21/10	vs. TOR	Juan Gutierrez	9
C. Gonzalez/S. Smith	5/26/10	@ COL	Juan Gutierrez	7
B. Boesch/C. Guillen	6/20/10	@ DET	Ian Kennedy	7
R. Hernandez/J. Bruce	8/19/10	vs. CIN	Joe Saunders	4
J. Bruce/D. Stubbs	9/13/10	@ CIN	Barry Enright	2
M. Mora/T. Helton	9/22/10	vs. COL	Rodrigo Lopez	1

\*Recorded as two back-to-back home runs.

## D-BACKS WALK-OFF HOME RUNS (32)

PLAYER	DATE	OPP	PITCHER	INNING	ON BASE	SCORE AT TIME	FINAL SCORE
Yamil Benitez	6/28/98	vs. SEA	Bobby Ayala	9	0	2-2	3-2
Yamil Benitez	9/25/98	vs. SD	Randy Myers	9	2	3-3	6-3
Jay Bell	5/10/99	vs. MON	Bobby Ayala	9	0	6-6	7-6
Luis Gonzalez	5/11/99	vs. MON	Guillermo Mota	10	0	3-3	4-3
Matt Williams	5/12/99	vs. MON	J.D. Smart	9	1	6-6	8-6
Luis Gonzalez	9/18/99	vs. FLA	Hector Almonte	10	1	6-6	8-6
Damian Miller	5/9/00	vs. LAD	Orel Hershisier	12	3	7-7	11-7
Tony Womack	7/20/00	vs. STL	Dave Veres	9	1	1-2	3-2
Reggie Sanders	4/20/01	vs. COL	Gabe White	9	0	2-2	3-2
Reggie Sanders	7/1/01	vs. COL	Gabe White	13	0	4-4	5-4
Matt Williams	9/8/01	vs. SD	Wascar Serrano	10	1	6-6	8-6
Luis Gonzalez	9/28/01	vs. LAD	Mike Trombley	11	0	3-3	4-3
Junior Spivey	5/18/02	vs. PHI	Jose Mesa	9	0	4-4	5-4
Erubiel Durazo	8/9/02	vs. FLA	Braden Looper	9	0	1-1	2-1
Alex Cintron	6/20/03	vs. CIN	Scott Williamson	9	0	5-5	6-5
Raul Mondesi	8/7/03	vs. MON	Eric Knott	10	0	4-4	5-4
Steve Finley	8/9/03	vs. NYM	John Franco	9	0	1-1	2-1
Richie Sexson	4/8/04	vs. COL	Shawn Chacon	11	1	4-5	6-5
Alan Zinter	9/28/04	vs. MIL	Brooks Kieschnick	11	1	7-8	9-8
Troy Glaus	6/10/05	vs. KC	Mike MacDougal	10	0	11-11	12-11
Luis Gonzalez	7/7/05	vs. STL	Ray King	9	0	1-1	2-1
Alex Cintron	7/22/05	vs. ATL	Jim Brower	10	0	5-5	6-5
Alex Cintron	9/22/05	vs. LAD	Duaner Sanchez	12	2	4-4	7-4
Johnny Estrada	7/14/06	vs. MIL	Derrick Turnbow	9	1	2-3	4-3
Orlando Hudson	8/25/06	vs. LAD	Aaron Sele	15	1	7-7	9-7
Stephen Drew	4/25/07	vs. SD	Trevor Hoffman	9	1	1-2	3-2
Chris Young	6/5/07	vs. SF	Kevin Correia	10	0	3-3	4-3
Chris Young	6/19/07	vs. TB	Al Reyes	10	1	8-8	9-8
Eric Byrnes	7/26/07	vs. FLA	Armando Benitez	9	2	4-4	7-4
Tony Clark	7/27/07	vs. ATL	Wil Ledezma	11	0	7-7	8-7
Chad Tracy	6/13/08	vs. KC	Yasuhiko Yabuta	10	0	0-0	1-0
Chris Young	6/13/10	vs. STL	Kyle McClellan	9	1	5-5	7-5
Chris Young	8/7/10	vs. SD	Luke Gregerson	9	0	5-5	6-5





## LONGEST HOME RUNS AT CHASE FIELD

### D-BACKS

DIST.	PLAYER	DATE	OPP	PITCHER
504 feet	Adam Dunn	9/27/08	vs. COL	Glendon Rusch
503 feet	Richie Sexson	4/26/04	vs. CHI	Francis Beltran
486 feet	Tony Clark	5/8/07	vs. PHI	Adam Eaton
482 feet	Chris Young	9/22/07	vs. LAD	David Wells
481 feet	Justin Upton	7/6/08	vs. SD	Josh Banks
481 feet	Mark Reynolds	7/28/09	vs. PHI	Brad Lidge
474 feet	Shawn Green	7/19/06	vs. LAD	Derek Lowe
473 feet	Eric Byrnes	5/8/07	vs. PHI	Adam Eaton
470 feet	Mark Reynolds	5/31/08	vs. WAS	Jason Bergmann
469 feet	Conor Jackson	10/1/06	vs. SD	Trevor Hoffman
468 feet	Matt Williams	5/12/99	vs. MON	J.D. Smart
468 feet	Greg Colbrunn	8/10/02	vs. FLA	Michael Tejera
468 feet	Damion Easley	5/4/06	vs. CHC	Rich Hill
466 feet	Mark Reynolds	4/20/2010	vs. STL	Mitchell Boggs
465 feet	Mark Reynolds	4/7/08	vs. LAD	Esteban Loaiza
464 feet	Troy Glaus	5/6/05	vs. PIT	Oliver Perez
464 feet	Eric Byrnes	6/23/07	vs. BAL	Brian Burres
464 feet	Mark Reynolds	9/18/07	vs. SF	Dan Giese
463 feet	Mark Reynolds	5/25/07	vs. HOU	Dave Borkowski
461 feet	Junior Spivey	5/18/02	vs. PHI	Jose Mesa
460 feet	Reggie Sanders	8/17/01	vs. CHI	Kevin Tapani
460 feet	Mark Reynolds	8/29/09	vs. HOU	Bad Norris
458 feet	Mark Reynolds	4/25/2010	vs. PHI	Kyle Kendrick
457 feet	Tony Clark	5/21/07	vs. COL	Aaron Cook
457 feet	Mark Reynolds	4/26/09	vs. SF	Matt Cain
456 feet	Kelly Stinnett	9/12/99	vs. PHI	Mike Grace
455 feet	Matt Mieske	9/30/00	vs. SF	Alan Embree
455 feet	Mark Reynolds	4/8/08	vs. LAD	Chad Billingsley
455 feet	Mark Reynolds	7/27/09	vs. PHI	Ryan Madison
455 feet	Justin Upton	4/7/2010	vs. SD	Edward Mujica
454 feet	Chad Tracy	4/13/06	vs. COL	Josh Fogg
454 feet	Justin Upton	6/4/2010	vs. COL	Aaron Cook
453 feet	Mark Reynolds	5/11/09	vs. CIN	Bronson Arroyo
452 feet	Yamil Benitez	6/27/98	vs. SEA	Jeff Fassero
452 feet	*Luis Gonzalez	10/5/99	vs. NYM	Masato Yoshii
452 feet	Stephen Drew	9/8/07	vs. STL	Braden Loper
452 feet	Mark Reynolds	4/10/2010	vs. PIT	Zach Duke
451 feet	Chris Snyder	9/11/06	vs. WAS	Billy Traher
451 feet	Chris Young	6/6/07	vs. SF	Matt Morris

### OPPONENTS

DIST.	PLAYER	DATE	OPP	PITCHER
473 feet	Scott Rolen	4/19/99	vs. PHI	Omar Daal
473 feet	Russell Branyan	8/28/06	vs. SD	Jorge Julio
471 feet	Chris Iannetta	4/6/09	vs. COL	Brandon Webb
470 feet	Carlos Beltran	5/3/07	vs. NYM	Micah Owings
469 feet	Adam Dunn	5/10/09	vs. WAS	Max Scherzer
468 feet	Fernando Tatis	5/4/02	vs. MON	Mike Myers
468 feet	Mike Napoli	6/23/06	vs. LAA	Enrique Gonzalez
467 feet	Seth Smith	4/6/09	vs. COL	Scott Schoeneweis
467 feet	Adam Dunn	5/9/09	vs. WAS	Doug Davis
467 feet	Ryan Braun	5/8/2010	vs. MIL	Blaine Boyer
464 feet	Melvin Mora	9/22/2010	vs. COL	Rodrigo Lopez
463 feet	Vladimir Guerrero	8/5/03	vs. MON	Randy Johnson
463 feet	Adam Dunn	4/10/07	vs. CIN	Edgar Gonzalez
460 feet	Barry Bonds	9/12/04	vs. SF	Mike Koplove
460 feet	Albert Pujols	9/10/06	vs. STL	Enrique Gonzalez
459 feet	Yunel Escobar	5/29/09	vs. ATL	Jon Garland
459 feet	Rickie Weeks	5/7/2010	vs. MIL	Edwin Jackson
458 feet	Ryan Howard	6/7/06	vs. PHI	Dustin Nippert
458 feet	Mike Cameron	9/30/06	vs. SD	Edgar Gonzalez
457 feet	Ron Gant	4/20/99	vs. PHI	Todd Stottlemyre
457 feet	Troy Glaus	6/9/00	vs. LAA	Randy Johnson
457 feet	Carlos Beltran	6/8/06	vs. NYM	Claudio Vargas
457 feet	Edwin Encarnacion	5/21/2010	vs. TOR	Dan Haren
456 feet	Sammy Sosa	8/16/99	vs. CHI	Randy Johnson
456 feet	Andres Galarrraga	8/29/03	vs. SF	Matt Mantei
456 feet	Alex Rodriguez	6/17/04	vs. NYY	Steve Sparks
456 feet	Jeff Kent	7/19/08	vs. LAD	Brandon Lyon
456 feet	Pablo Sandoval	6/9/09	vs. SF	Billy Buckner
455 feet	Jason Bay	5/5/05	vs. PIT	Shawn Estes
454 feet	Brandon Phillips	5/12/09	vs. CIN	Dan Haren
453 feet	Vladimir Guerrero	5/12/99	vs. MON	Greg Swindell
453 feet	Sammy Sosa	8/22/03	vs. CHI	Curt Schilling
453 feet	Adrian Gonzalez	9/3/07	vs. SD	Micah Owings
452 feet	Mark McGwire	6/24/99	vs. STL	Omar Daal
452 feet	Jason Bay	8/18/04	vs. PIT	Casey Fossum
452 feet	Juan Encarnacion	9/8/06	vs. STL	Orlando Hernandez
452 feet	Kevin Koussamanoff	7/14/07	vs. SD	Livan Hernandez
452 feet	Khalil Greene	9/5/07	vs. SD	Brandon Lyon
451 feet	Phil Hiatt	4/11/01	vs. LAD	Brian Anderson
450 feet	Morgan Ensberg	8/3/05	vs. HOU	Javier Vazquez
450 feet	Troy Glaus	9/3/08	vs. STL	Doug Davis
450 feet	Andres Torres	7/22/2010	vs. SF	Rodrigo Lopez

Regular - distance estimated by D-backs; *Italics* - distance estimated by HitTracker; \*Postseason

Credit Arizona Diamondbacks for home run distances from 1998-2005.

Credit HitTracker for home run distances from 2006-2009 -- True Distance (a.k.a. Actual Distance) - If the home run flew uninterrupted all the way back to field level, the actual distance the ball traveled from home plate, in feet. If the ball's flight was interrupted before returning all the way down to field level (as is usually the case), the estimated distance the ball would have traveled if its flight had continued uninterrupted all the way down to field level.

# D-BACKS PITCHING RECORDS

## NO-HITTERS

### D-BACKS

PITCHER	DATE	OPPONENT	SCORE	SITE
Randy Johnson (Perfect game)	5/18/04	vs. ATL	*2-0	Turner Field
Edwin Jackson	6/25/10	@ TB	1-0	Tropicana Field

### OPPONENTS

PITCHER	DATE	OPPONENT	SCORE	SITE
Jose Jimenez	6/25/99	vs. STL	0-1	Bank One Ballpark
Anibal Sanchez	9/6/06	vs. FLA	0-2	Dolphin Stadium

## ONE-HITTERS

### D-BACKS

PITCHER	DATE	OPPONENT	SCORE	HIT BY/TYPE/INNING
Andy Benes/Gregg Olson	9/13/98	@ CIN	5-0	Sean Casey/single/9th
R. Johnson/B. Kim/B. Prinz	5/18/01	@ CHI	4-0	Ron Coomer/single/1st
* Curt Schilling/Randy Johnson	7/18/01	@ SD	3-0	Wiki Gonzalez/single/8th
R. Johnson/T. Brohawn/E. Sabel	7/24/01	vs. SD	11-0	Bubba Trammell/single/1st
Curt Schilling (CG)	4/7/02	@ MIL	2-0	Raul Casanova/single/3rd
Randy Johnson (CG)	9/14/03	vs. COL	5-0	Rene Reyes/single/4th
Brandon Webb (CG)	9/9/06	vs. STL	3-0	Scott Rolen/double/4th
Yusmeiro Petit/Leo Rosales	8/4/09	@ PIT	6-0	Ronny Cedeno/single/8th

\*Schilling started game before electrical explosion suspended game - Johnson started the following day when game resumed.

### OPPONENTS

PITCHER	DATE	OPPONENT	SCORE	HIT BY/TYPE/INNING
Ron Villone/Scott Williamson	6/30/99	@ CIN	0-2	Tony Womack/single/6th
Mark Mulder (CG)	7/6/01	vs. OAK	0-3	Danny Bautista/single/8th
Jason Johnson/Ugueth Urbina	6/25/04	@ DET	1-2	Luis Gonzalez/triple/5th
Kazuhisa Ishii (CG)	7/7/04	@ LAD	0-11	Shea Hillenbrand/single/5th
J. Cueto/D. Weathers/M. Lincoln/F. Cordero	4/3/08	@ CIN	2-3	Justin Upton/home run/6th
R. Johnson/B. Howry/B. Wilson	4/19/09	@ SF	0-2	Augie Ojeda/double/7th
Matt Cain (CG)	5/28/10	@ SF	0-5	Mark Reynolds/double/2nd

## TWO-HITTERS

### D-BACKS

PITCHER	DATE	OPPONENT	SCORE	HIT BY/TYPE/INNING
Omar Daal/Willie Banks	8/16/98	vs. NYM	6-1	J. Allensworth/home run/4th
Omar Daal/Byung-Hyun Kim	7/23/99	vs. LAD	10-1	Eric Young/single/5th
Curt Schilling (CG)	4/10/01	vs. LAD	2-0	Paul Lo Duca/single/6th
Randy Johnson/Troy Brohawn	8/3/01	vs. NYM	7-0	Edgardo Alfonso/single/4th
Randy Johnson (CG)	4/21/02	vs. COL	7-1	Juan Pierre/single/1st
Brian Anderson/Bret Prinz	6/1/02	@ LAD	0-2	Cesar Izturis/single/4th
Randy Johnson (CG)	8/5/02	@ NYM	2-0	Roger Cedeno/single/6th
Curt Schilling (CG)	5/14/03	@ PHI	2-0	David Bell/double/3rd
Curt Schilling/Matt Mantei	8/17/03	@ ATL	2-0	Marcus Giles/double/1st
Randy Johnson (CG)	4/16/04	@ SD	5-0	Brian Buchanan/single/2nd
J. Vazquez/T. Worrell/J. Valverde	9/25/05	vs. SD	4-3 (10)	Brian Giles/double/1st
B. Webb/T. Worrell/J. Valverde	9/27/05	@ LAD	2-0	Hee-Seop Choi/singles/1st
Micha Owings (CG)	9/18/07	vs. SF	5-0	Dave Roberts/single/4th
M. Owings/C. Qualls/J. Cruz	4/4/08	@ COL	8-1	Willy Taveras/double/1st
R. Johnson/M. Owings/C. Qualls	7/21/08	vs. CHI	2-0	Jim Edmonds/single/3rd
D. Davis/J. Rauch/B. Lyon	7/29/08	@ SD	3-0	Brian Giles/single/7th
Randy Johnson (CG)	9/28/08	vs. COL	2-1	Troy Tulowitzki/single/3rd
D. Davis/T. Pena/J. Gutierrez	4/29/09	vs. CHI	10-0	Ryan Theriot/single/1st
Dan Haren (CG)	6/12/09	vs. HOU	8-1	Carlos Lee/home run/4th
R. Lopez/B. Boyer/J. Gutierrez/A. Heilman	6/27/10	@ TB	2-1	Hank Blalock/single/3rd

### OPPONENTS

PITCHER	DATE	OPPONENT	SCORE	HIT BY/TYPE/INNING
Dustin Hermanson (CG)	5/3/98	@ MON	1-4	Brent Brice/double/2nd
Ramon Martinez (CG)	5/23/98	vs. LAD	1-7	Andy Fox/single/1st
Hershiser/F. Rodriguez/S. Reed/R. Nen	5/30/98	@ SF	1-4	Jorge Fabregas/single/4th
Rafael Roque/Eric Plunk	8/27/98	vs. MIL	0-4	Travis Lee/single/2nd
Darren Dreifort/Pedro Borbon	4/15/99	vs. LAD	1-8	Luis Gonzalez/triple/4th
Jose Jimenez (CG)	7/5/99	@ STL	0-1	Steve Finley/double/5th
Aaron Sele (CG)	7/15/01	@ SEA	0-8	Mark Grace/double/1st
M. Williams/J. Manzanillo/S. Sauerbeck/O. Olivares/M. Fetters	8/21/01	@ PIT	2-4	Mark Grace/double/4th
Vicente Padilla (CG)	5/10/02	@ PHI	0-4	Chris Donnels/double/8th
Brian Lawrence (CG)	5/24/03	vs. SD	1-5	Steve Finley/single/2nd
Brian Lawrence/Trevor Hoffman	4/30/05	@ SD	0-2	Craig Counsell/double/1st
J. Fogg/M. Gonzalez/J. Mesa	5/7/05	vs. PIT	2-3	Chad Tracy/home run/5th
Jake Peavy (CG)	5/26/05	vs. SD	0-10	Troy Glaus/single/2nd
Noah Lowry (CG)	8/21/06	vs. SF	0-5	Orlando Hudson/single/4th
Rich Harden/Bob Howry	7/21/08	vs. CHI	2-0	Alex Romero/home run/6th
Jeff Karstens (CG)	8/6/08	vs. PIT	0-2	Chris Young/double/8th
Roy Oswalt/Jose Valverde	8/17/08	@ HOU	0-3	Stephen Drew/single/3rd
Derek Lowe/Chan Ho Park	9/5/08	@ LAD	0-7	Conor Jackson/single/4th
J. Cueto/A. Rhodes/D. Weathers/F. Cordero	7/1/09	@ CIN	0-1	Felipe Lopez/single/3rd
Cliff Lee (CG)	8/19/09	@ PHI	1-8	Chad Tracy/single/6th
Josh Johnson/Brian Sanches/Clay Hensley	5/18/10	@ FLA	0-8	Justin Upton/single/2nd
Jonathan Sanchez/Sergio Romo/Denny Bautista/Dan Runzler	5/29/10	@ SF	1-12	Kelly Johnson/double/1st

## D-BACKS MISCELLANEOUS RECORDS

### SCORE BY INNINGS

(All-Time Regular Season)

	1	2	3	4	5	6	7	8	9	10	11	12	13	14	15	16	17	18	--	TTL
ARI	1162	896	1097	1115	1110	1101	1141	1048	697	81	76	46	22	17	20	18	17	22	--	9686
OPP	1108	875	1156	1177	1174	1151	1178	1159	823	63	49	22	17	6	1	2	0	0	--	9961

### D-BACKS ALL-TIME RECORD ON HOLIDAYS

YEAR	EASTER (2-6)			MEMORIAL DAY (5-7)			INDEPENDENCE DAY (8-5)		
1998	4/12	@ SD	L, 2-4	5/25	vs. SD	W, 3-2	7/4	@ HOU	W, 7-4
1999	Idle			5/31	@ MON	W, 8-5 (10)	7/4	@ STL	W, 17-5
2000	4/23	vs. SF	L, 7-12	5/29	vs. STL	L, 0-3	7/4	@ HOU	W, 10-4
2001	4/15	@ COL	L, 7-10 (10)	5/28	@ SF	W, 2-1 (12)	7/4	@ HOU	W, 3-2
2002	Idle			5/27	@ SF	L, 3-7	7/4	vs. SF	W, 6-3
2003	4/20	@ STL	W, 1-0	5/26	vs. SD	W, 8-4	7/4	@ LAD	W, 3-1 (10)
2004	4/11	vs. STL	L, 5-6	5/31	vs. SF	L, 4-8	7/4	vs. MIN	W, 6-2
2005	Idle			Idle			7/4	vs. STL	L, 10-3
2006	4/16	vs. HOU	L, 8-5	5/29	@ NYM	L, 8-7	7/4	@ LAD	L, 11-3
2007	4/8	@ WAS	W, 3-1	5/28	@ PHI	W, 5-4	7/4	@ STL	L, 4-5
2008	Idle			5/26	@ ATL	L, 3-7	7/4	vs. SD	L, 1-5
2009	4/12	vs. LAD	L, 1-3	5/25	vs. SD	L, 7-9	7/4	@ COL	W, 11-7
2010	Idle			5/31	@ LAD	L, 4-5	7/4	vs. LAD	L, 1-3
YEAR	MOTHER'S DAY (5-8)			FATHER'S DAY (4-9)			LABOR DAY (2-5)		
1998	5/10	@ PHI	L, 4-7	6/21	@ STL	L, 4-5	9/7	vs. LAD	W, 4-2
1999	5/9	vs. NYM	W, 11-6	6/20	vs. ATL	L, 4-10	Idle		
2000	5/14	@ SD	L, 1-3	6/18	@ COL	L, 2-19	Idle		
2001	5/13	vs. PHI	W, 6-1	6/17	vs. DET	W, 8-3	Idle		
2002	5/12	@ PHI	L, 1-3	6/16	vs. DET	W, 11-2	9/2	vs. LAD	L, 1-19
2003	5/11	@ PIT	W, 2-1	6/15	@ MIN	W, 12-8	9/1	vs. SF	L, 0-2
2004	5/9	vs. PHI	L, 1-7	6/20	vs. TB	L, 1-2	Idle		
2005	5/8	vs. PIT	L, 2-16	6/19	@ CLE	L, 2-3	Idle		
2006	5/14	@ STL	W, 7-6	6/18	@ TEX	L, 10-7	9/4	@ FLA	L, 8-5
2007	5/13	@ HOU	L, 2-5	6/17	@ BAL	W, 6-4	9/3	vs. SD	L, 2-10
2008	5/11	@ CHI	L, 4-6	6/15	vs. KC	L, 3-8	9/1	vs. STL	W, 8-6
2009	5/10	vs. WAS	W, 10-8	6/21	@ SEA	L, 2-3	9/7	vs. LAD	L, 2-7
2010	5/9	vs. MIL	L, 1-6	6/20	@ DET	L, 1-3	9/6	vs. SF	L, 0-2 (11)

### ROAD RAINOUTS

RAINOUT DATE	OPPONENT	RESCHEDULED AS	MAKE-UP DATE	OUTCOME	GAME NO. 1	GAME NO. 2
4/15/98	@ STL	Doubleheader	4/16/98	Split	L, 4-5	W, 8-2
5/9/98	@ PHI	Doubleheader	8/20/98	Split	L, 1-11	W, 12-9 (11)
4/16/00	@ SF	Doubleheader	9/23/00	Split	W, 7-5	L, 5-9
6/16/00	@ COL	Single game	9/25/00	Win	W, 6-4	-
8/2/02	@ NYM	Doubleheader	8/3/02	Sweep	W, 8-5 (10)	W, 9-2
4/26/03	@ NYM	Doubleheader	4/27/03	Sweep	W, 6-1	W, 7-3
6/12/03	@ KC	Single game	9/4/03	Win	W, 6-5 (10)	-
9/21/04	@ COL	Doubleheader	9/23/04	Swept	L, 1-7	L, 1-2 (10)
6/3/05	@ PHI	Doubleheader	6/4/05	Swept	L, 6-10	L, 3-5
5/11/06	@ PIT	Single game	6/19/06	Win	W, 5-4 (11)	-
6/2/06	@ ATL	Doubleheader	6/3/06	Sweep	W, 4-2	W, 13-9
8/2/06	@ CHI	Doubleheader	8/3/06	Split	W, 10-2	L, 3-7
9/1/06	@ WAS	Doubleheader	9/2/06	Swept	L, 6-7 (11)	L, 3-4
5/17/09	@ ATL	Single game	8/17/09	Loss	L, 4-9	-
5/18/09	@ FLA	Doubleheader	5/20/09	Split	L, 6-8	W, 11-9 (13)

## D-BACKS BIGGEST COMEBACK WINS & LOSSES

The D-backs have rallied from a deficit of at least 5 runs on 13 occasions. The D-backs have suffered a loss when leading by 5 runs or more on 15 occasions.

### D-BACKS

#### 6-RUN DEFICIT (5)

DATE	OPPONENT	POINT OF DEFICIT	FINAL SCORE
9/15/98	vs. SF	6-0, mid 4th	7-6 (11)
5/2/06	vs. LAD	6-0, mid 5th	10-8
5/19/07	@ PIT	7-1, end 3rd	9-8
6/19/07	vs. TB	7-1, mid 4th; 8-2, end 5th	10-8 (10)

#### 5-RUN DEFICIT (8)

DATE	OPPONENT	POINT OF DEFICIT	FINAL SCORE
4/18/98	vs. FLA	5-0, mid 6th	7-5
8/20/98	@ PHI	9-4, end 7th	12-9 (11)
9/1/02	vs. SF	5-0, mid 1st	7-6
7/7/03	vs. COL	5-0, mid 4th	14-6
10/2/04	vs. SD	5-0, mid 4th	7-6
5/19/06	vs. ATL	5-0, mid 1st	10-9
7/3/08	vs. MIL	5-0, mid 9th	6-5
4/28/10	@ COL	11-6, top 5th	12-11 (10)

### OPPONENTS

#### 7-RUN DEFICIT (1)

DATE	OPPONENT	POINT OF DEFICIT	FINAL SCORE
7/9/09	vs. FLA	7-0, end 5th	7-14

#### 6-RUN DEFICIT (4)

DATE	OPPONENT	POINT OF DEFICIT	FINAL SCORE
7/18/99	@ SEA	7-1, mid 5th	7-8 (10)
9/18/01	@ COL	6-0, mid 1st	9-10
9/4/04	@ SF	7-1, mid 6th	7-9
5/25/09	vs. SD	5-0, end 3rd	7-9 (10)

#### 5-RUN DEFICIT (10)

DATE	OPPONENT	POINT OF DEFICIT	FINAL SCORE
6/1/99	@ MON	7-2, mid 4th	8-10
6/23/99	vs. CIN	5-0, end 1st	7-9
7/8/00	@ OAK	7-2, mid 8th	7-8 (10)
9/21/02	@ COL	6-1, mid 2nd	8-15
6/15/05	@ CWS	6-1, mid 5th	6-12
9/2/06 (#1)	@ WAS	6-1, mid 8th	6-7 (11)
9/4/06	@ FLA	5-0, mid 5th	5-8
8/12/07	vs. WAS	5-0, end 3rd	6-7
6/2/09	@ LAD	5-0, mid 2nd	5-6
8/7/09	@ WAS	5-0, mid 2nd	6-7

## D-BACKS ALL-TIME COMPOSITE RECORDS

NL	ATL	CHI	CIN	COL	FLA	HOU	LAD	MIL	NYM	PHI	PIT	STL	SD	SF	WAS*	TOTAL
1998	1-8	5-7	4-5	6-6	6-2	4-5	4-8	6-3	4-5	2-7	6-3	2-7	3-9	5-7	2-7	60-89
1999	4-5	7-2	1-8	6-7	8-1	5-4	7-6	5-4	7-2	8-1	5-2	4-4	11-2	9-3	6-3	93-54
2000	3-6	5-4	2-5	7-6	4-5	6-1	7-6	4-5	2-7	8-1	7-2	5-4	9-4	6-7	4-5	79-68
2001	5-2	6-3	5-1	13-6	4-2	2-4	10-9	3-3	3-3	3-4	4-2	2-4	12-7	10-9	3-3	85-62
2002	3-3	4-2	6-0	14-5	5-1	3-3	9-10	4-2	5-2	4-3	4-2	2-4	12-7	8-11	4-2	87-57
2003	2-5	2-4	7-2	10-9	2-5	5-1	10-9	3-3	4-2	4-2	3-3	3-3	9-10	5-14	4-2	73-74
2004	2-4	4-2	3-3	6-13	3-4	2-4	3-16	3-3	3-4	1-5	2-4	1-5	7-12	5-14	0-6	45-99
2005	3-3	5-2	2-4	11-7	2-4	3-3	13-5	2-4	1-6	3-4	3-4	2-5	10-9	7-11	2-4	69-75
2006	6-1	4-2	4-2	12-7	2-4	4-5	8-10	3-3	1-6	1-5	5-1	4-3	9-10	8-11	1-5	72-75
2007	4-2	4-2	2-4	8-10	6-1	5-2	8-10	2-5	3-4	5-1	5-4	4-3	10-8	10-8	6-1	82-65
2008	3-5	2-4	2-4	15-3	2-7	4-2	8-10	2-5	3-3	3-4	4-3	3-4	10-8	11-7	4-2	76-71
2009	3-4	4-2	1-5	7-11	5-3	5-4	7-11	2-5	5-2	1-5	6-1	2-4	11-7	5-13	1-5	65-82
2010	3-4	1-6	2-5	9-9	3-3	4-3	5-13	3-4	5-1	2-4	2-4	4-5	8-10	5-13	3-4	59-88
<b>Totals</b>	<b>42-48</b>	<b>52-36</b>	<b>39-43</b>	<b>115-90</b>	<b>49-39</b>	<b>48-38</b>	<b>94-110</b>	<b>39-45</b>	<b>41-46</b>	<b>43-42</b>	<b>54-31</b>	<b>34-50</b>	<b>113-93</b>	<b>89-115</b>	<b>37-45</b>	<b>945-959</b>

AL	BAL	BOS	CWS	CLE	DET	KC	LAA	MIN	NYN	OAK	SEA	TB	TEX	TOR	TOTAL
1998	--	--	--	--	--	--	1-2	--	--	1-2	2-1	--	1-3	--	5-8
1999	--	--	--	--	--	--	2-1	--	--	1-2	1-2	--	3-3	--	7-8
2000	--	--	--	--	--	--	2-1	--	--	1-2	1-2	--	2-4	--	6-9
2001	--	--	--	--	2-1	2-1	2-1	--	--	0-3	1-2	--	--	--	7-8
2002	2-1	3-0	--	2-1	2-1	--	--	--	1-2	--	--	--	--	1-2	11-7
2003	--	--	2-1	2-1	3-0	2-1	--	2-1	--	--	--	--	--	--	11-4
2004	2-1	--	--	--	0-3	--	--	1-2	1-2	--	--	0-3	--	2-1	6-12
2005	--	--	2-1	0-3	4-2	1-2	--	1-2	--	--	--	--	--	--	8-10
2006	--	--	--	--	--	--	1-2	--	--	3-0	0-3	0-3	0-3	--	4-11
2007	5-1	1-2	--	--	--	--	--	--	0-3	--	--	2-1	--	--	8-7
2008	--	1-2	--	--	2-1	1-2	--	0-3	--	2-1	--	--	--	--	6-9
2009	--	--	--	--	--	2-1	0-3	--	--	2-1	0-3	--	1-2	--	5-10
2010	--	0-3	--	--	1-2	--	--	1-2	--	--	--	2-1	--	2-1	6-9
<b>Totals</b>	<b>9-3</b>	<b>5-7</b>	<b>4-2</b>	<b>4-5</b>	<b>14-10</b>	<b>8-7</b>	<b>8-10</b>	<b>4-8</b>	<b>3-9</b>	<b>10-11</b>	<b>5-13</b>	<b>4-8</b>	<b>7-15</b>	<b>5-4</b>	<b>90-112</b>

\*Montreal Expos from 1998-2004, Washington Nationals from 2005-present

# D-BACKS ALL-TIME ROSTER - ALPHABETICAL

Complete list of all managers, coaches and players who have participated in at least one game for Arizona since 1998 (**bold** - current staff or player).

## MANAGERS (6)

Shawalter, Buck ..... 1998-2000  
Brenly, Bob ..... 2001-04  
Pedrique, Al ..... 2004  
Melvin, Bob ..... 2005-09  
Hinch, A.J. .... 2009-10  
**Gibson, Kirk**..... **2010**

## COACHES (31)

Aldrete, Mike ..... 2005  
Bell, Jay ..... 2005  
Bundy, Lorenzo..... 2004, 2009  
Butler, Brett..... 2005  
Butterfield, Brian..... 1998-2000  
Connor, Mark ..... 1998-2000  
Davis, Mark..... 2003-05  
Gibson, Kirk ..... 2007-10  
Hale, Chip ..... 2007-09  
Jones, Tommy ..... 2004  
Howell, Jack ..... 2009-10  
Kniffin, Chuck ..... 2002-04  
Lewallyn, Dennis..... 2004  
Melvin, Bob ..... 2001-02  
Murphy, Dwayne..... 1998-2003  
Pedrique, Al ..... 2004  
Porter, Bob ..... 2010  
Presley, Jim..... 1998-2000  
Price, Bryan..... 2006-09  
Rodriguez, Eddie..... 2001-03  
Schur, Rick ..... 2004, 2007-09  
Seitzer, Kevin..... 2007  
**Sherlock, Glenn**..... **1998-2010**  
Speier, Chris ..... 2001  
Stottlemeyer Jr., Mel..... 2009-10  
Tinsley, Lee..... 2006-08  
Tosca, Carlos ..... 1998-2000, 2005  
Welch, Bob..... 2001  
**Williams, Matt** ..... **2010**  
Youngblood, Joel ..... 2010  
Yount, Robin ..... 2002-04

## PLAYERS (283)

**Abreu, Tony (inf)**..... **2010**  
Adamson, Joel (hp)..... 1998  
**Allen, Brandon (inf)**..... **2009-10**  
Almanza, Armando (hp)..... 2005  
Alomar, Roberto (inf)..... 2004  
Anderson, Brian (hp)..... 1998-2002  
Aquino, Greg (hp)..... 2004-05  
Augenstein, Bryan (hp)..... 2009  
Baerga, Carlos (inf)..... 2003-04  
Bajenaru, Jeff (hp)..... 2006  
Banks, Willie (hp)..... 1998  
Barajas, Rod (c) ..... 1999-2003  
Barden, Brian (inf)..... 2007  
Batista, Miguel (hp)..... 2001-03  
Batista, Tony (inf)..... 1998-99  
Bautista, Danny (of)..... 2000-04  
Bell, Jay (inf)..... 1998-2002  
Benes, Andy (hp)..... 1998-99  
Benitez, Yamil (of)..... 1998  
Benson, Kris (hp)..... 2010  
Bierbrodt, Nick (hp)..... 2001  
Blair, Willie (hp)..... 1998  
Bonifacio, Emilio (inf)..... 2007-08  
Bottalico, Ricky (hp)..... 2003  
Boyer, Blaine (hp)..... 2009-10  
Brede, Brent (inf/of)..... 1998  
Brito, Juan (c) ..... 2004  
Browhan, Troy (hp)..... 2001  
Brown, Scott (hp)..... 1998  
Bruney, Brian (hp)..... 2004-05  
Buckner, Billy (hp)..... 2008-10  
Bulger, Jason (hp)..... 2005  
Burke, Chris (inf)..... 2008  
Byrnes, Eric (of)..... 2006-09  
Cabracca, Alex (inf/of)..... 2000  
Cabrera, Daniel (hp)..... 2009  
Callaspo, Alberto..... 2006-07  
Capuano, Chris (hp)..... 2003  
Carlin, Luke (c) ..... 2009  
Carrasco, D.J. (hp)..... 2010

Choate, Randy (hp)..... 2004-07  
Chouinard, Bobby (hp)..... 1998-99  
Christenson, Ryan (of)..... 2001  
Church, Ryan (of)..... 2010  
Cintrón, Alex (inf)..... 2001-05  
Cirillo, Jeff (inf)..... 2007  
Clark, Tony (inf)..... 2005-07, 2008-09  
Clayton, Royce (inf)..... 2005  
Colbrunn, Greg (inf/of)..... 1999-2002, 2004  
Conti, Jason (of)..... 2000-01  
Corey, Bryan (hp)..... 1998  
Cormier, Lance (hp)..... 2004-05  
Counsell, Craig (inf)..... 2000-03, 2005  
Crosby, Bobby (inf)..... 2010  
Cruz Jr, Jose (of)..... 2005  
Cruz, Juan (hp)..... 2006-08  
Cummings, Midre (of)..... 2001  
Cust, Jack (of)..... 2001  
D'Antona, Jamie (inf)..... 2008  
Daal, Omar (hp)..... 1998-2000  
Daigle, Casey (hp)..... 2004  
DaVanon, Jeff (of)..... 2005-07  
Davis, Doug (hp)..... 2007-09  
Dellucci, David (of)..... 1998-2003  
**Demel, Sam (hp)**..... **2010**  
Dessens, Elmer (hp)..... 2003-04  
DeVore, Doug (of)..... 2004  
Diaz, Edwin (inf)..... 1998-99  
Difelice, Mike (c)..... 2001  
Donnels, Chris (inf)..... 2002  
**Drew, Stephen (inf)**..... **2006-10**  
Dunn, Adam (of)..... 2008  
Durazo, Erubiel (inf/of)..... 1999-2002  
Durbin, Chad (hp)..... 2004  
Durbin, J.D. (hp)..... 2007  
Easley, Darnell (inf/of)..... 2006  
Eckstein, David (inf)..... 2008  
Ellis, Robert (hp)..... 2001  
Embrege, Alan (hp)..... 1998  
**Enright, Barry (hp)**..... **2010**  
Estalilla, Bobby (c) ..... 2004  
Estes, Shawn (hp)..... 2004  
Estrada, Johnny (c)..... 2006  
Eveland, Dana (hp)..... 2007  
Fabregas, Jorge (c)..... 1998  
Fassero, Jeff (hp)..... 2004  
Feters, Mike (hp)..... 2002, 2004  
Figueroa, Nelson (hp)..... 2000  
Finley, Steve (of)..... 1999-2004  
Ford, Ben (hp)..... 1998  
Fossum, Casey (hp)..... 2004  
Fox, Andy (inf/of)..... 1998-2000  
Frascatore, John (hp)..... 1999  
Frias, Hanley (inf)..... 1998-2000  
Garcia, Karim (of)..... 1998  
Garland, Jon (hp)..... 2009  
Gil, Jerry (inf)..... 2004  
Gilkey, Bernard (of)..... 1998-2000  
**Gillespie, Cole (of)**..... **2010**  
Glaus, Troy (inf)..... 2005  
Gonzalez, Edgar (hp)..... 2003-08  
Gonzalez, Enrique (hp)..... 2006-07  
Gonzalez, Luis (of)..... 1999-2005  
Good, Andrew (hp)..... 2003-04  
Gordon, Tom (hp)..... 2009  
Gosling, Michael (hp)..... 2004-05  
Grace, Mark (inf)..... 2001-03  
Green, Andy (inf/of)..... 2004-05  
Green, Shawn (of)..... 2005-06  
Grimley, Jason (hp)..... 2006  
Groom, Buddy (hp)..... 2005  
Guillen, Jose (of)..... 2002  
**Gutierrez, Juan (hp)**..... **2009-10**  
Guzman, Gerardo (hp)..... 2000-01  
Hairston, Scott (inf/of)..... 2004-07  
Halsey, Brad (hp)..... 2005  
**Hammock, Robby (c/inf/of)**..... **2003-08**  
**Hampton, Mike (hp)**..... **2010**  
Haren, Dan (hp)..... 2008-10  
Harris, Lenny (inf/of)..... 1999-2000  
**Heilman, Aaron (hp)**..... **2010**  
Helling, Rick (hp)..... 2002

Herges, Matt (hp)..... 2005  
Hernandez, Livan (hp)..... 2006-07  
Hernandez, Orlando (hp)..... 2006  
**Hester, John (c)**..... **2009-10**  
Hill, Koyie (c) ..... 2004-05  
Hillenbrand, Shea (inf)..... 2003-04  
Holmes, Darren (hp)..... 1999-2000  
Howry, Bob (hp)..... 2010  
Huckaby, Ken (inf)..... 2001  
**Hudson, Daniel (hp)**..... **2010**  
Hudson, Orlando..... 2006-08  
Jackson, Connor (inf/of)..... 2005-10  
Jackson, Edwin (hp)..... 2010  
Jarvis, Kevin (hp)..... 2006  
**Johnson, Kelly (inf)**..... **2010**  
Johnson, Randy (hp)..... 1999-2004, 2007-08  
Jones, Chris (of)..... 1998  
Jose, Felix (of)..... 2002-03  
Julio, Jorge (hp)..... 2006  
Kata, Matt (inf)..... 2003-05  
**Kennedy, Ian (hp)**..... **2010**  
Kennedy, Joe (hp)..... 2007  
Kim, Byung-Hyun (hp)..... 1999-2003, 2007  
Klassen, Danny (inf)..... 1998-2000, 2002  
Knott, Eric (hp)..... 2001  
Koplove, Mike (hp)..... 2001-05  
Korecky, Bobby (hp)..... 2009  
Kroeger, Josh (of)..... 2004  
**Kroenke, Zach (hp)**..... **2010**  
LaRoche, Adam (inf)..... 2010  
Ledezma, Wil (hp)..... 2008  
Lee, Travis (inf/of)..... 1998-2000  
Ligtenberg, Kerry (hp)..... 2005  
Little, Mark (of)..... 2002  
Lopez, Albie (hp)..... 2001  
Lopez, Felipe (inf)..... 2009  
Lopez, Javier (hp)..... 2005  
Lopez, Rodrigo (hp)..... 2010  
Lyon, Brandon (hp)..... 2005-08  
Mantei, Matt (hp)..... 1999-2004  
Manuel, Barry (hp)..... 1998  
Mayne, Brent (c) ..... 2004  
McCracken, Quinton (of)..... 2002-05  
Medders, Brandon (hp)..... 2005-08  
Meulens, Hensley (inf/of)..... 1998  
Michalak, Chris (hp)..... 1998  
Mieske, Matt (of)..... 2000  
Miller, Damian (c)..... 1998-2002  
Moeller, Chad (c)..... 2001-03  
Mohler, Mike (hp)..... 2001  
Mondesi, Raul (of)..... 2003  
**Montero, Miguel (c)**..... **2006-10**  
Morgan, Mike (hp)..... 2000-02  
Mulholland, Terry (hp)..... 2006  
**Mulvey, Kevin (hp)**..... **2009-10**  
Murphy, Bill (hp)..... 2007  
Myers, Mike (hp)..... 2002-03  
Nance, Shane (hp)..... 2004  
Nippert, Dustin (hp)..... 2005-07  
Norberto, Jordan (hp)..... 2010  
Nunez, Vladimir (hp)..... 1998-99  
Oeltjen, Trent (of)..... 2009  
Ojeda, Augie (inf)..... 2007-10  
Olson, Gregg (hp)..... 1998-99  
Olson, Tim (inf/of)..... 2004  
Oropesa, Eddie (hp)..... 2002-03  
Ortiz, Russ (hp)..... 2005  
Overbay, Lyle (inf)..... 2001-03  
**Owings, Micah (hp)**..... **2007-08**  
Padilla, Vicente (hp)..... 1999-2000  
**Parra, Gerardo (of)**..... **2009-10**  
Parra, Jose (hp)..... 2002  
Patterson, John (hp)..... 2002-03  
Peguero, Jaielen (hp)..... 2007-08  
Pena, Tony (hp)..... 2006-09  
Petit, Yusmeiro (hp)..... 2007-09  
Pickett, Ricky (hp)..... 1998  
Plesac, Dan (hp)..... 1999-2000  
Powell, Dante (of)..... 1999  
Prinz, Bret (hp)..... 2001-03  
Qualls, Chad (hp)..... 2008-10  
Quentin, Carlos (of)..... 2006-07

Raggio, Brady (hp)..... 2003  
Randolph, Stephen (hp)..... 2003-04  
Rauch, Jon (hp)..... 2008-09  
Reyes, Denny (hp)..... 2003  
Reynolds, Mark (inf)..... 2007-10  
Reynolds, Shane (hp)..... 2004  
Reynoso, Armando (hp)..... 1999-2002  
Rivera, Saul (hp)..... 2010  
**Roberts, Ryan (inf/of)**..... **2009-10**  
Robertson, Connor (hp)..... 2008  
Robertson, Mike (inf/of)..... 1998  
Rodriguez, Felix (hp)..... 1998  
**Rodriguez, Rafael (hp)**..... **2010**  
Romero, Alex (of)..... 2008-09  
**Rosa, Carlos (hp)**..... **2010**  
Rosales, Leo (hp)..... 2008-10  
Ruffin, Johnny (hp)..... 2000  
Ryal, Rusty (inf/of)..... 2009-10  
Ryan, Rob (of)..... 1999-2000  
Sabel, Erik (hp)..... 1999, 2001  
Sadler, Donnie (inf/of)..... 2004, 2007  
Salazar, Jeff (of)..... 2007-08  
Sanchez, Duaner (hp)..... 2002  
Sanders, Reggie (of)..... 2001  
**Saunders, Joe (hp)**..... **2010**  
Scherzer, Max (hp)..... 2008-09  
Schilling, Curt (hp)..... 2000-03  
Schlereth, Daniel (hp)..... 2009  
**Schmidt, Konrad (c)**..... **2010**  
Schoeneweis, Scott (hp)..... 2009  
Schultz, Mike (hp)..... 2007  
Service, Scott (hp)..... 2003-04  
Sexson, Richie (inf)..... 2004  
Slatten, Doug (hp)..... 2006-09  
Small, Aaron (hp)..... 1999  
Smith, Jason (inf)..... 2007  
Snoddy, Chris (c) ..... 2004-10  
Sowersky, Clint (hp)..... 1998  
Spas, Juan (inf)..... 2001  
Sokas, Steve (hp)..... 2004  
Sprivey, Junior (inf)..... 2001-03  
Springer, Russ (hp)..... 1998, 2000-01  
**Stange, Daniel (hp)**..... **2010**  
Stankiewicz, Andy (inf)..... 1998  
Stinnett, Kelly (c) ..... 1998-2000, 2005  
Stottlemeyer, Todd (hp)..... 1999-2002  
Suppan, Jeff (hp)..... 1998  
Swindell, Greg (hp)..... 1999-2002  
Telamaco, Amaury (hp)..... 1998-99  
Terrero, Luis (of)..... 2003-05  
Tracy, Chad (inf/of)..... 2004-09  
**Upton, Justin (of)**..... **2007-10**  
Valdez, Cesar (hp)..... 2010  
Valdez, Efrain (hp)..... 1998  
Valverde, Jose (hp)..... 2003-07  
Vargas, Claudio (hp)..... 2005  
**Vasquez, Esmerling (hp)**..... **2009-10**  
Vazquez, Javier (hp)..... 2005  
Villafranca, Brandon (hp)..... 2004  
Villalreal, Oscar (hp)..... 2003-05  
Vizcaino, Luis (hp)..... 2006  
Vosberg, Ed (hp)..... 1999  
Ward, Turner (of)..... 1999-2000  
Webb, Brandon (hp)..... 2003-09  
Weber, Neil (hp)..... 1998  
White, Devon (of)..... 1998  
Whitesell, Josh (inf)..... 2008-09  
Wickman, Bob (hp)..... 2007  
Williams, Matt (inf)..... 1998-03  
Willis, Dontrelle (hp)..... 2010  
Wilson, Josh (inf)..... 2009  
Witt, Bobby (hp)..... 2001  
Wolcott, Bob (hp)..... 1998  
Womack, Tony (inf/of)..... 1999-2003  
Worrell, Tim (hp)..... 2005  
**Young, Chris (of)**..... **2006-10**  
Young, Ernie (of)..... 1999  
**Zavata, Clay (hp)**..... **2009**  
Zinter, Alan (inf)..... 2004



# D-BACKS ALL-TIME ROSTER - NUMERICAL

## 42

**Jackie Robinson**  
*Retired April 15, 1997*

## 20

**Luis Gonzalez**  
*Retired Aug. 7, 2010*

**1**  
Bobby Crosby  
Andy Green\*  
Orlando Hudson

**2**  
Roberto Alomar  
Chris Burke  
Hanley Frias  
Jerry Gil  
Kelly Johnson  
Felipe Lopez  
Kevin Seitzer  
Rick Schu\*  
Juan Sosa

**3**  
Tony Abreu  
Carlos Baerga  
Danny Klassen\*  
Bob Melvin

**4**  
Emilio Bonifacio  
Craig Counsell  
David Eckstein  
Quinton  
McCracken\*  
Dante Powell  
Rusty Ryal  
Donnie Sadler\*

**5**  
Cole Gillespie  
Scott Hairston\*  
Chip Hale\*  
Robby Hammock\*  
Koyie Hill\*  
Andy Stankiewicz  
Tony Womack

**6**  
Ryan Christenson\*  
Jason Conti\*  
Stephen Drew  
Andy Fox  
Brent Mayne  
Quinton  
McCracken\*

**7**  
Robby Hammock\*  
A.J. Hinch  
Danny Klassen\*  
Carlos Quentin  
Joel Youngblood

**8**  
Mike Aldrete  
Ryan Christenson\*  
Mike DiFelice  
Jack Howell  
Felix Jose  
Matt Kata\*  
Rob Ryan\*  
Lee Tinsley

**9**  
Jeff Cirillo  
Scott Hairston\*  
Gerardo Parra\*  
Rick Schu\*  
Matt Williams

**10**  
Tony Batista  
Alex Cintron\*  
Royce Clayton  
Andy Green\*  
Justin Upton  
Turner Ward

**11**  
Jose Guillen  
Matt Kata\*  
Mark Little  
Augie Ojeda  
Donnie Sadler\*  
Richie Sexson  
Buck Showalter

**12**  
Alex Cintron\*  
Jorge Fabregas  
Steve Finley  
Chip Hale\*  
Jeff Salazar\*

**13**  
Alberto Callaspo\*  
Tony Clark\*  
Jason Conti\*  
Midre Cummings  
Mark Davis  
Jeff Fassero  
Rodrigo Lopez

**14**  
Brian Barden  
Tim Olson  
Ryan Roberts  
Eddie Rodriguez  
Carlos Tosca

**15**  
Brent Brede  
Bob Brenly  
Shawn Green  
Dan Haren  
Koyie Hill\*  
Rob Ryan\*  
Jeff Salazar\*

**16**  
Casey Fossum  
Conor Jackson\*  
Travis Lee  
Chad Moeller\*  
Trent Oeltjen  
Bo Porter  
Reggie Sanders  
Josh Wilson

**17**  
Bobby Estalella  
Mark Grace  
Tommy Jones  
Jim Presley  
Brandon Webb\*

**18**  
Edwin Diaz\*  
Chris Donnels  
Chris Jones  
Gerardo Parra\*  
Chad Tracy

**19**  
Willie Blair  
Ryan Church  
Jack Cust  
Dan Plesac  
Chris Snyder  
Robin Yount

**20**  
Luis Gonzalez  
Jeff Suppan

**21**  
Randy Choate\*  
Jamie D'Antona  
Mike Hampton  
Dwayne Murphy  
Al Pedrique  
Jason Smith

**22**  
Eric Byrnes  
Jose Cruz Jr.  
Aaron Heilman  
Mike Koplove\*  
Greg Swindell  
Devon White

**23**  
Kirk Gibson  
Bernard Gilkey  
Matt Mieske  
Lyle Overbay\*  
Steve Sparks  
Javier Vazquez  
Bob Wolcott\*

**24**  
Lorenzo Bundy  
Karim Garcia  
John Patterson  
Bob Welch\*  
Chris Young

**25**  
Brandon Allen  
Miguel Batista\*  
David Dellucci  
Troy Glaus  
Adam LaRoche  
Alan Zinter

**26**  
Ricky Bottalico  
Doug DeVore  
Damian Miller  
Miguel Montero\*

**27**  
Mark Reynolds  
Armando Reynoso  
Luis Terrero

**28**  
Greg Colbrunn\*  
Buddy Groom  
John Hester\*  
Shea Hillenbrand  
Brandon Medders\*  
Alex Romero

**29**  
Brandon Allen  
Danny Bautista  
Lenny Harris  
Hensley Meulens  
Claudio Vargas\*  
Josh Whitesell  
Bob Wolcott\*

**30**  
Brian Bruney\*  
Jeff DaVanon  
Gregg Olson  
Mel Stottlemire, Jr.  
Todd Stottlemire\*

**31**  
Tony Clark\*  
Edgar Gonzalez\*  
Matt Herges  
John Hester\*  
Ian Kennedy  
Matt Mantei  
Aaron Small  
Russ Springer\*

**32**  
Randy Choate  
Lance Cormier  
Adam Dunn  
J.D. Durbin  
Alan Embree  
Rick Helling  
Byung-Hyun Kim\*  
Albie Lopez  
Todd Stottlemire\*  
Esmerling Vasquez  
Bob Welch\*  
Bob Wickman

**33**  
Jay Bell  
Billy Buckner  
Randy Choate\*  
Konrad Schmidt

**34**  
Brian Anderson  
Tony Clark\*  
Conor Jackson\*  
Stephen Randolph  
Joe Saunders

**35**  
Greg Colbrunn\*  
Mike Myers  
Bryan Price  
Chris Speier  
Kelly Stinnett  
Dontrelle Willis  
Clay Zavada

**36**  
Tom Gordon  
Edwin Jackson  
Kerry Ligtenberg  
Mike Morgan  
Jailen Peguero  
Brady Raggio  
Erik Sabel\*  
Scott Service  
Clint Sodowsky

**37**  
Juan Cruz  
Omar Daal  
Brad Halsey  
Shane Reynolds  
Junior Spivey

**38**  
Joel Adamson  
Alex Cabrera\*  
Luka Carlin  
Sam Demel  
Brandon Lyon  
Curt Schilling

**39**  
Brian Bruney\*  
Alex Cabrera\*  
Dana Eveland  
Mike Feters  
Javier Lopez  
Barry Manuel  
Chad Moeller\*  
Jordan Norberto  
Max Scherzer

**40**  
Andy Benes  
Darren Holmes\*  
Joe Kennedy  
Zach Kroenke  
Bill Murphy  
Shane Nance  
Eddie Oropesa\*  
Dennys Reyes  
Bobby Witt

**41**  
Greg Aquino  
Bobby Chouinard\*  
Edwin Diaz\*  
Daniel Hudson  
Bret Prinz  
  
Retired for  
Jackie Robinson

**43**  
Miguel Batista\*  
Yamil Benitez  
Dan Carlson  
Josh Kroeger  
Raul Mondesi  
Cesar Valdez  
Brandon Villafuerte

**44**  
Bryan Augenstein  
Alberto Callaspo\*  
Erubiel Durazo  
Michael Gosling  
Micah Owings  
Amaury Telemaco

**45**  
Elmer Dessens  
Chad Durbin  
Ken Huckabay  
Vicente Padilla  
Doug Slaten\*  
Claudio Vargas\*  
Tim Worrell

**46**  
Willie Banks  
Scott Brow  
Darren Holmes\*  
Bob Howry  
Wil Ledezma  
Daniel Schlereth  
Russ Springer\*

**47**  
Nick Bierbrodt  
Eddie Oropesa\*  
Felix Rodriguez  
Leo Rosales  
Johnny Ruffin  
Jose Valverde  
Ernie Young

**48**  
Rod Barajas  
Kris Benson  
Juan Brito  
Enrique Gonzalez  
Chris Michalak  
Vladimir Nunez\*  
Russ Ortiz  
Yusmeiro Petit\*

**49**  
Bryan Corey  
Edgar Gonzalez\*  
Doug Davis  
Byung-Hyun Kim\*  
Carlos Rosa

**50**  
Jason Bulger  
Ben Ford  
John Frascatore  
Gerald Guzman  
Jorge Julio  
Chuck Kniffin  
Dennis Lewallyn  
Yusmeiro Petit\*  
Chad Qualls  
Ed Vosberg

**51**  
Randy Johnson  
Mike Robertson

**52**  
Mark Connor  
Jon Garland  
Andrew Good  
Brandon Medders\*  
Mike Mohler  
Jose Parra  
Duaner Sanchez  
Daniel Stange

**53**  
Glenn Sherlock

**54**  
Troy Brohawn  
Casey Daigle  
Barry Enright  
Eddie Oropesa\*

**55**  
Blaine Boyer  
Brian Butterfield  
Robert Ellis  
Shawn Estes  
Brandon Webb\*

**56**  
Daniel Cabrera  
Nelson Figueroa  
Tony Pena  
Saul Rivera  
Erik Sabel\*  
Oscar Villarreal

**57**  
Armando Almanza  
Chris Capuano  
Bobby Chouinard\*  
Eric Knott  
Kevin Mulvey  
Dustin Nippert  
Ricky Pickett  
Jon Rauch

**58**  
Juan Gutierrez  
Mike Koplove\*  
Efrain Valdez

**59**  
Rafael Rodriguez

**60**  
Miguel Montero\*  
Scott Schoeneweis

**61**  
Livan Hernandez  
Lyle Overbay\*

**62**  
Mike Schultz

**63**  
Doug Slaten\*

**66**  
Neil Weber

**67**  
Vladimir Nunez\*

**76**  
Mike Koplove\*

**77**  
D.J. Carrasco

\*Indicates multiple uniform numbers.



# D-BACKS OPENING DAY HISTORY

## DAY-BY-DAY

DATE	OPPONENT	W/L	SCORE	WINNING PITCHER	LOSING PITCHER	SAVE	DAILY ATT.	TOTG
3/31/98	San Diego	L	2-9	Darryl Kile	Andy Benes	--	47,484	2:50
4/5/99	@ Los Angeles-NL	L	6-8 (11)	Jeff Shaw (R)	John Frascatore (R)	--	53,109	3:45
4/4/00	Philadelphia	W	6-4	Randy Johnson	Andy Ashby	Darren Holmes	44,298	2:24
4/3/01	@ Los Angeles-NL	W	3-2	Randy Johnson	Jose Antonio Nunez (R)	Matt Mantei	22,927	3:14
4/1/02	San Diego	W	2-0	Randy Johnson	Kevin Jarvis	--	47,025	2:27
3/31/03	Los Angeles-NL	L	0-8	Hideo Nomo (CG)	Randy Johnson	--	47,356	2:51
4/6/04	Colorado	L	2-6	Shawn Estes	Randy Johnson	--	46,949	2:35
4/4/05	Chicago-NL	L	6-16	Glendon Rusch (R)	Javier Vazquez	--	45,749	3:16
4/3/06	@ Colorado	L	2-3 (11)	Mike DeJean (R)	Jason Grimsley (R)	--	47,278	3:08
4/2/07	@ Colorado	W	8-6	Juan Cruz (R)	LaTroy Hawkins (R)	Jose Valverde	48,169	3:18
3/31/08	@ Cincinnati	W	4-2	Brandon Webb	Aaron Harang	Brandon Lyon	42,498	2:36
4/6/09	Colorado	W	9-8	Tony Pena (R)	Jason Grilli (R)	Chad Qualls	48,799	2:58
4/5/10	San Diego	W	6-3	Dan Haren	Jon Garland	--	49,059	2:31

## LINEUPS

### March 31, 1998 vs. Rockies

Devon White	CF
Jay Bell	SS
Travis Lee	1B
Matt Williams	3B
Brent Brede	LF
Karim Garcia	RF
Jorge Fabregas	C
Edwin Diaz	2B
Andy Benes	RHP

### April 1, 2002 vs. Padres

Tony Womack	SS
Danny Bautista	RF
Luis Gonzalez	LF
Mark Grace	1B
Damian Miller	C
Steve Finley	CF
Junior Spivey	2B
Craig Counsell	3B
Randy Johnson	LHP

### April 3, 2006 @ Rockies

Craig Counsell	SS
Orlando Hudson	2B
Chad Tracy	3B
Luis Gonzalez	LF
Conor Jackson	1B
Shawn Green	RF
Johnny Estrada	C
Eric Byrnes	CF
Brandon Webb	RHP

### April 5, 2010 vs. Padres

Conor Jackson	LF
Stephen Drew	SS
Justin Upton	RF
Adam LaRoche	1B
Mark Reynolds	3B
Miguel Montero	C
Chris Young	CF
Kelly Johnson	2B
Dan Haren	RHP

### April 5, 1999 @ Dodgers

Steve Finley	CF
Jay Bell	2B
Travis Lee	1B
Matt Williams	3B
Luis Gonzalez	LF
Bernard Gilkey	RF
Tony Batista	SS
Kelly Stinnett	C
Randy Johnson	LHP

### March 31, 2003 vs. Dodgers

Tony Womack	SS
Steve Finley	CF
Junior Spivey	2B
Luis Gonzalez	LF
Danny Bautista	RF
Matt Williams	3B
Lyle Overbay	1B
Chad Moeller	C
Randy Johnson	LHP

### April 2, 2007 @ Rockies

Stephen Drew	SS
Eric Byrnes	RF
Orlando Hudson	2B
Chad Tracy	3B
Scott Hairston	LF
Conor Jackson	1B
Chris Young	CF
Chris Snyder	C
Brandon Webb	RHP

### April 4, 2000 vs. Phillies

Tony Womack	SS
Jay Bell	2B
Luis Gonzalez	LF
Erubiel Durazo	1B
Steve Finley	CF
Travis Lee	RF
Lenny Harris	3B
Damian Miller	C
Randy Johnson	LHP

### April 6, 2004 vs. Colorado

Steve Finley	CF
Roberto Alomar	2B
Luis Gonzalez	LF
Richie Sexson	1B
Alex Cintron	SS
Shea Hillenbrand	3B
Danny Bautista	RF
Brent Mayne	C
Randy Johnson	LHP

### March 31, 2008 @ Reds

Chris Young	CF
Orlando Hudson	2B
Eric Byrnes	LF
Conor Jackson	1B
Chris Snyder	C
Mark Reynolds	3B
Stephen Drew	SS
Justin Upton	RF
Brandon Webb	RHP

### April 3, 2001 @ Dodgers

Tony Womack	SS
Mark Grace	1B
Luis Gonzalez	LF
Matt Williams	3B
Steve Finley	CF
Danny Bautista	RF
Jay Bell	2B
Damian Miller	C
Randy Johnson	LHP

### April 4, 2005 vs. Cubs

Craig Counsell	2B
Royce Clayton	SS
Luis Gonzalez	LF
Troy Glaus	3B
Shawn Green	RF
Jose Cruz, Jr.	CF
Chad Tracy	1B
Koyie Hill	C
Javier Vazquez	RHP

### April 6, 2009 vs. Rockies

Felipe Lopez	2B
Chris Young	CF
Stephen Drew	SS
Chad Tracy	3B
Eric Byrnes	RF
Tony Clark	1B
Conor Jackson	LF
Chris Snyder	C
Brandon Webb	RHP

## STARTS BY POSITION

P	C	1B	2B	3B	SS	LF	CF	RF
Johnson (6)	Miller (3)	Jackson (3)	Bell (3)	Williams (4)	Womack (4)	Gonzalez (8)	Finley (6)	Bautista (4)
Webb (4)	Snyder (3)	Grace (2)	Hudson (3)	Tracy (3)	Drew (4)	Brede (1)	Young (4)	Garcia (1)
Benes (1)	Estrada (1)	Lee (2)	Spivey (2)	Counsell (1)	Batista (1)	Byrnes (1)	Cruz Jr. (1)	Gilkey (1)
Haren (1)	Fabregas (1)	Clark (1)	Alomar (1)	Glaus (1)	Bell (1)	Hairston (1)	White (1)	Green (2)
Vazquez (1)	Hill (1)	Durazo (1)	Counsell (1)	Harris (1)	Cintron (1)	Jackson (2)	Byrnes (1)	Lee (1)
	Mayne (1)	LaRoche (1)	Diaz (1)	Hillenbrand (1)	Clayton (1)			Byrnes (2)
	Moeller (1)	Overbay (1)	Johnson (1)	Reynolds (2)	Counsell (1)			Upton (2)
	Montero (1)	Sexson (1)	Lopez (1)					
	Stinnett (1)	Tracy (1)						

# D-BACKS ALL-STAR GAME HISTORY

## PLAYER ALL-STAR GAME-BY-GAME RECORD

### 1998 HOSTED BY: COLORADO ROCKIES @ COORS FIELD

POS	NAME	AVG	G	AB	R	H	2B	3B	HR	RBI	SH	SF	HP	BB	SO	SB-CS	E
OF	Devon White	1.000	1	3	1	3	0	1	0	0	0	0	0	0	0	0-0	0

### 1999 HOSTED BY: BOSTON RED SOX @ FENWAY PARK

POS	NAME	W-L	ERA	G	GS	CG	SHO	SV	IP	H	R	ER	HR	HB	BB	SO	WP	BK
LHP	Randy Johnson	0-0	0.00	1	0	0	0	0	1.0	0	0	0	0	0	0	1	0	0
POS	NAME	AVG	G	AB	R	H	2B	3B	HR	RBI	SH	SF	HP	BB	SO	SB-CS	E	
2B	Jay Bell	.000	1	1	0	0	0	0	0	0	0	0	0	1	1	0-0	0	
3B	Matt Williams	.333	1	3	0	1	0	0	0	0	0	0	0	0	1	0-1	1	
OF	Luis Gonzalez	.500	1	2	0	1	1	0	0	0	0	0	0	0	0	0-0	0	

### 2000 HOSTED BY: ATLANTA BRAVES @ TURNER FIELD

POS	NAME	W-L	ERA	G	GS	CG	SHO	SV	IP	H	R	ER	HR	HB	BB	SO	WP	BK
LHP	Randy Johnson	0-0	0.00	1	1	0	0	0	1.0	1	0	0	0	0	0	1	0	0
POS	NAME	AVG	G	AB	R	H	2B	3B	HR	RBI	SH	SF	HP	BB	SO	SB-CS	E	
OF	Steve Finley	1.000	1	1	0	1	0	0	0	1	0	0	0	0	0	0-0	0	

### 2001 HOSTED BY: SEATTLE MARINERS @ SAFECO FIELD

POS	NAME	W-L	ERA	G	GS	CG	SHO	SV	IP	H	R	ER	HR	HB	BB	SO	WP	BK
LHP	Randy Johnson	0-0	0.00	1	1	0	0	0	2.0	1	0	0	0	0	0	3	0	0
RHP	Curt Schilling	Selected but did not play																
POS	NAME	AVG	G	AB	R	H	2B	3B	HR	RBI	SH	SF	HP	BB	SO	SB-CS	E	
OF	Luis Gonzalez	.500	1	2	0	1	0	0	0	0	0	0	0	0	0	0-0	0	

HOME RUN DERBY CHAMPION: Luis Gonzalez

### 2002 HOSTED BY: MILWAUKEE BREWERS @ MILLER PARK

Manager: Bob Brenly  
Coaches: Chuck Kniffin, Bob Melvin, Dwayne Murphy, Eddie Rodriguez, Glenn Sherlock  
AL Honorary Captain: Robin Yount

POS	NAME	W-L	ERA	G	GS	CG	SHO	SV	IP	H	R	ER	HR	HB	BB	SO	WP	BK
LHP	Randy Johnson	Selected but did not play																
RHP	Byung-Hyun Kim	0-0	54.00	1	0	0	0	0	0.1	3	2	2	0	0	0	0	0	0
RHP	Curt Schilling	0-0	0.00	1	1	0	0	0	2.0	1	0	0	0	0	0	3	0	0
POS	NAME	AVG	G	AB	R	H	2B	3B	HR	RBI	SH	SF	HP	BB	SO	SB-CS	E	
OF	Luis Gonzalez	.000	1	1	0	0	0	0	0	0	0	0	0	0	0	0-0	0	
C	Damian Miller	.667	1	3	1	2	0	0	0	1	0	0	0	0	0	0-0	0	
INF	Junior Spivey	.000	1	2	0	0	0	0	0	0	0	0	0	0	1	0-0	0	

### 2003 HOSTED BY: CHICAGO WHITE SOX @ U.S. CELLULAR FIELD

POS	NAME	AVG	G	AB	R	H	2B	3B	HR	RBI	SH	SF	HP	BB	SO	SB-CS	E
OF	Luis Gonzalez	1.000	1	1	0	1	0	0	0	0	0	0	0	0	0	0-0	0

### 2004 HOSTED BY: HOUSTON ASTROS @ MINUTE MAID PARK

POS	NAME	W-L	ERA	G	GS	CG	SHO	SV	IP	H	R	ER	HR	HB	BB	SO	WP	BK
LHP	Randy Johnson	0-0	0.00	1	0	0	0	0	1.0	3	0	0	0	0	0	1	0	0

### 2005 HOSTED BY: DETROIT TIGERS @ COMERICA PARK

POS	NAME	AVG	G	AB	R	H	2B	3B	HR	RBI	SH	SF	HP	BB	SO	SB-CS	E
OF	Luis Gonzalez	1.000	1	1	1	1	1	0	0	1	0	0	0	0	0	0-0	0

### 2006 HOSTED BY: PITTSBURGH PIRATES @ PNC PARK

POS	NAME	W-L	ERA	G	GS	CG	SHO	SV	IP	H	R	ER	HR	HB	BB	SO	WP	BK
RHP	Brandon Webb	0-0	0.00	1	0	0	0	0	1.0	0	0	0	0	0	0	1	0	0

### 2007 HOSTED BY: SAN FRANCISCO GIANTS @ AT&T PARK

POS	NAME	AVG	G	AB	R	H	2B	3B	HR	RBI	SH	SF	HP	BB	SO	SB-CS	E	
2B	Orlando Hudson	.000	1	1	0	0	0	0	0	0	0	0	0	1	1	0-0	0	
POS	NAME	W-L	ERA	G	GS	CG	SHO	SV	IP	H	R	ER	HR	HB	BB	SO	WP	BK
RHP	Jose Valverde	Selected but did not play																
RHP	Brandon Webb	Selected but did not play																

### 2008 HOSTED BY: NEW YORK YANKEES @ OLD YANKEE STADIUM

POS	NAME	W-L	ERA	G	GS	CG	SHO	SV	IP	H	R	ER	HR	HB	BB	SO	WP	BK
RHP	Dan Haren	0-0	0.00	1	0	0	0	0	2.0	2	0	0	0	0	1	2	0	0
RHP	Brandon Webb	0-0	0.00	1	0	0	0	0	1.0	0	0	0	0	0	0	2	0	0

**2009 HOSTED BY: ST. LOUIS CARDINALS @ BUSCH STADIUM**

POS	NAME	W-L	ERA	G	GS	CG	SHO	SV	IP	H	R	ER	HR	HB	BB	SO	WP	BK
RHP	Dan Haren	0-0	0.00	1	0	0	0	0	1.0	1	0	0	0	0	0	0	0	0
POS	NAME	AVG	G	AB	R	H	2B	3B	HR	RBI	SH	SF	HP	BB	SO	SB-CS	E	
OF	Justin Upton	.000	1	2	0	0	0	0	0	0	0	0	0	0	0	0-0	0	

**2010 HOSTED BY: LOS ANGELES ANGELS @ ANGELS STADIUM**

POS	NAME	AVG	G	AB	R	H	2B	3B	HR	RBI	SH	SF	HP	BB	SO	SB-CS	E
OF	Chris Young	.000	1	2	0	0	0	0	0	0	0	0	0	0	1	0-0	0

**HOME RUN DERBY:** Chris Young - Eighth place

**D-BACKS IN THE STATE FARM HOME RUN DERBY**
**2001 @ SAFECO FIELD, SEATTLE, WASH.**

Player (Team)	Rd. 1	Rd. 2	Finals
<b>Luis Gonzalez (ARI)</b>	<b>5</b>	<b>5</b>	<b>6</b>
Sammy Sosa (CHH)	3	8	2
Jason Giambi (OAK)	14	6	-
Barry Bonds (SF)	7	3	-
Alex Rodriguez (TEX)	2	-	-
Bret Boone (SEA)	3	-	-
Todd Helton (COL)	2	-	-
Troy Glaus (LAA)	0	-	-

**2010 @ ANGEL STADIUM, ANAHEIM, CALIF.**

Player (Team)	Rd. 1	Rd. 2	Rd 1 & 2	Finals
<b>David Ortiz (BOS)</b>	<b>8</b>	<b>13</b>	<b>21</b>	<b>11</b>
Hanley Ramirez (FLA)	9	12	21	5
Corey Hart (MIL)	13	0	13	-
Miguel Cabrera (DET)	7	5	12	-
Matt Holliday (STL)	5	-	5	-
Nick Swisher (NYY)	4	-	4	-
Vernon Wells (TOR)	2	-	2	-
Chris Young (ARI)	1	-	1	-

*Bold indicates Home Run Derby Champion*



# D-BACKS TEAM RECORDS

## SEASON CLUB GENERAL

### MOST WINS, SEASON

100 1999  
98 2002  
92 2001  
90 2007  
85 2000

### MOST WINS, SEASON, HOME

55 2002  
52 1999  
50 2007  
48 2001 & 2008  
47 2000

### MOST WINS, SEASON, ROAD

48 1999  
44 2001  
43 2002  
41 2005  
40 2007

### MOST WINS, SEASON, INTERLEAGUE

11 2002 & 2003  
8 2005 & 2007  
7 1999 & 2001  
6 2000, 2008 & 2010  
5 1998 & 2009

### MOST LOSSES, SEASON

111 2004  
97 1998 & 2010  
92 2009  
86 2006  
85 2005

### MOST LOSSES, SEASON, HOME

52 2004  
47 1998  
45 2005 & 2009  
42 2006  
41 2010

### MOST LOSSES, SEASON, ROAD

59 2004  
56 2010  
50 1998  
47 2008 & 2009  
44 2006

### MOST LOSSES, SEASON, INTERLEAGUE

12 2004  
11 2006  
10 2005 & 2009  
9 2000, 2008 & 2010  
8 1998, 1999 & 2001

### MOST WINS OVER ONE CLUB, SEASON

15 COL, 2008  
14 COL, 2002  
13 COL, 2001; LAD, 2005  
12 SD, 2001, 2002; COL, 2006  
11 SD, 1999, 2009; COL, 2005; SF, 2008

### MOST WINS VS. ONE CLUB, SEASON, HOME

9 SD & COL, 2002  
8 COL, 2001 & 2008  
7 COL 2010; SD, 2001, 2010; SF, 2007  
6 10x (last: SD, 2009)  
5 15x (last: LAD, 2008)

### MOST WINS OVER ONE CLUB, SEASON, ROAD

8 LAD, 2005  
7 COL, 2006 & 2008  
6 COL, 2005; SF, 2001  
5 15x (last: SD, 2009)  
4 13x (last: SD, 2008)

### MOST LOSSES TO ONE CLUB, SEASON

16 LAD, 2004  
14 SF, 2003 & 2004  
13 COL, 2004; SF, 2009, 2010; LAD, 2010  
12 SD, 2004  
11 SF, 2002, 2005, 2006; LAD, 2009; COL, 2009

### MOST LOSSES TO ONE CLUB, SEASON, HOME

8 LAD, 2004  
7 SF, 2003 & 2005  
6 5x (last: LAD & SF, 2010)  
5 10x (last: COL & LAD, 2009)  
4 8x (last: LAD, 2008)

### MOST LOSSES TO ONE CLUB, SEASON, AWAY

9 SF, 2004  
8 3x (last: SD, 2010)  
7 6x (last: COL, LAD & SF, 2010)  
6 11x (last: COL & LAD, 2009)  
5 13x (last: FLA & SD, 2008)

### SEASON SERIES SWEEP BY D-BACKS (min. 6 games)

6-0 CIN, 2002

### SEASON SERIES SWEEP BY D-BACKS, HOME

6-0 PHI, 1999 & 2000  
4-0 4x (last: SF, 2008)  
3-0 40x (last: COL, 2010)

### SEASON SERIES SWEEP BY D-BACKS, ROAD

4-0 4x (last: WAS, 2007)  
3-0 26x (last: PIT, 2009)

### SEASON SERIES SWEEP BY OPPONENT (min. 6 games)

0-6 Montreal, 2004

### SEASON SERIES SWEEP BY OPPONENT, HOME

0-4 5x (last: SF, 2010)  
0-3 25x (last: CIN, 2010)

### SEASON SERIES SWEEP BY OPPONENT, ROAD

0-6 SD, 1998  
0-4 2x (last: SF, 2003)  
0-3 56x (last: SF, 2010)

### SERIES SWEEP BY D-BACKS

12 1999  
11 2002  
9 2000 & 2001  
8 2007 & 2008  
7 2006

### SERIES SWEEP BY D-BACKS, HOME

7 2002  
6 1999, 2000, 2001 & 2008  
4 2003, 2007 & 2010  
3 2005 & 2006  
2 2009

### SERIES SWEEP BY D-BACKS, ROAD

6 1999  
4 2002, 2006 & 2007  
3 1998, 2000 & 2001  
2 2005 & 2008  
1 2003 & 2009

### SERIES SWEEP BY OPPONENTS

19 2004  
15 2010  
11 1998  
9 2009  
8 2006 & 2008

### SERIES SWEEP BY OPPONENTS, HOME

9 2004  
6 1998 & 2010  
3 2001, 2005, 2006 & 2009  
2 2000  
1 1999, 2007 & 2008

### SERIES SWEEP BY OPPONENTS, ROAD

10 2004  
9 2010  
7 2008  
6 2009  
5 1998, 2000 & 2006

### SHUTOUTS PARTICIPATED IN

23 2003  
22 1998 & 2009  
20 2001 & 2002  
19 2005 & 2007  
16 2006

### SHUTOUTS WON

13 2001  
12 2x (last: 2009)  
11 2003  
10 2x (last: 2005)  
9 3x (last: 2008)

### SHUTOUTS WON, HOME

7 3x (last: 2009)  
6 3x (last: 2002)  
5 2007  
4 2006  
3 2x (last: 2005)

### SHUTOUTS WON, AWAY

8 2003  
7 3x (last: 2007)  
5 3x (last: 2009)  
4 2x (last: 2002)  
3 2010

### SHUTOUTS LOST

16 1998  
12 2003  
11 2010  
10 2002 & 2009  
9 2004 & 2005

### SHUTOUTS LOST, HOME

9 1998  
6 2003  
4 2001, 2002 & 2007  
3 1999, 2004, 2005 & 2010  
2 2000 & 2009

### SHUTOUTS LOST, AWAY

9 2010  
8 2009  
7 1998  
6 2002, 2003, 2004 & 2005  
5 2006 & 2008

### SHUTOUTS, MOST VS. ONE OPPONENT

4 SD, 2002  
3 LAD, 2003, 2007; WAS, 2008  
2 14x (last: SF & PIT, 2009)

### SHUTOUTS, MOST BY ONE OPPONENT

5 LAD, 2003  
4 LAD, 2002  
3 6x (last: SF, 2010)  
2 17x (last: SD, FLA & LAD, 2010)

### ONE-RUN GAMES PLAYED

55 2003  
52 2007  
49 2000  
48 1999, 2001 & 2006  
47 2009

### ONE-RUN GAMES WON

32 2007  
30 2003  
28 2005  
24 1999  
23 2001 & 2002

## SEASON CLUB GENERAL (CONT.)

### ONE-RUN GAMES WON, HOME

22 2007  
19 2005  
18 2003  
16 2002 & 2008  
14 1999 & 2000

### ONE-RUN GAMES WON, ROAD

12 2003  
11 2001 & 2006  
10 1999 & 2007  
9 1998, 2005 & 2009  
8 2000

### ONE-RUN GAMES LOST

31 2004  
27 2000 & 2009  
26 2006  
25 2001 & 2003  
24 1999

### ONE-RUN GAMES LOST, HOME

13 1998 & 2004  
12 2006  
10 2001 & 2005  
9 2008, 2009 & 2010  
8 2000 & 2003

### ONE-RUN GAMES LOST, ROAD

19 2000  
18 2004 & 2009  
17 1999 & 2003  
15 2001  
14 2006, 2007, 2008 & 2010

### EXTRA-INNING GAMES PLAYED

21 1999  
16 2003  
15 2001, 2005 & 2009  
14 2004 & 2007  
13 2000 & 2010

### EXTRA-INNING GAMES WON

11 1999  
10 2009  
9 2001 & 2002  
8 2003, 2004 & 2007  
7 2006

### EXTRA-INNING GAMES WON, HOME

6 1999 & 2005  
5 2001, 2002 & 2007  
4 2009  
3 2003, 2004 & 2006  
2 1998, 2000 & 2010

### EXTRA-INNING GAMES WON, ROAD

6 2009  
5 1999 & 2003  
4 1998, 2001, 2002 & 2006  
3 2000, 2004, 2007, 2008 & 2010  
2 2005

### EXTRA-INNING GAMES LOST

10 1999  
8 2000, 2003, 2004 & 2010  
7 2005  
6 2001, 2007 & 2008  
5 1998, 2006 & 2009

### EXTRA-INNING GAMES LOST, HOME

4 2003 & 2007  
3 1998, 2000, 2005, 2008 & 2010  
2 1999, 2001, 2004, 2009  
1 2002, 2006

### EXTRA-INNING GAMES LOST, ROAD

8 1999  
6 2004  
5 2000 & 2010  
4 2001, 2003, 2005 & 2006  
3 2008 & 2009

### DOUBLEHEADERS PLAYED

3 2006  
2 1998  
1 2000, 2001, 2002 2003, 2004, 2005  
& 2009

### DOUBLESHEADERS RECORD

3-3-6

### DOUBLEHEADERS RECORD, HOME

Never played

### DOUBLEHEADERS RECORD, AWAY

3-3-6

Won: ATL., 2006; NYM, 2002, 2003

Lost: COL., 2004; PHI, 2005; WAS, 2006

Split: STL., 1998, PHI, 1998, SF, 2000, SD,  
2001, CHC, 2006 & FLA, 2009

### 1-0 GAMES WON

3 2007  
2 2x (last: 2010)

### 1-0 GAMES LOST

3 5x (last: 2010)  
2 3x (last: 2000)

### VS. RIGHT-HANDED STARTERS WON

70 2002  
68 1999  
67 2001  
62 2000 & 2007  
59 2005

### VS. RIGHT-HANDED STARTERS WON, HOME

42 2002  
36 1999, 2007 & 2008  
34 2000 & 2001  
30 2003  
29 2010

### VS. RIGHT-HANDED STARTERS WON, ROAD

34 2005  
33 2001  
32 1999  
28 2000, 2002 & 2009  
27 2003 & 2006

### VS. RIGHT-HANDED STARTERS LOST

75 1998  
70 2004  
67 2006  
65 2010  
62 2005 & 2009

### VS. RIGHT-HANDED STARTERS LOST, HOME

34 2005 & 2006  
33 1998  
32 2004  
30 2003  
29 2009

### VS. RIGHT-HANDED STARTERS LOST, ROAD

42 1998  
38 2004  
37 2010  
33 2000, 2006, 2007, 2008 & 2009  
29 2001

### VS. LEFT-HANDED STARTERS WON

32 1999  
28 2002, 2007 & 2008  
27 2003  
25 2001  
23 2000

### VS. LEFT-HANDED STARTERS WON, HOME

16 1999  
15 2003  
14 2001  
13 2000 & 2002  
12 2008

### VS. LEFT-HANDED STARTERS WON, ROAD

16 1999 & 2008  
15 2002  
14 2007  
12 2003  
11 2001

### VS. LEFT-HANDED STARTERS LOST

41 2004  
32 2010  
30 2009  
23 2005  
22 1998 & 2002

### VS. LEFT-HANDED STARTERS LOST, HOME

20 2004  
16 2009  
14 1998  
13 2010  
11 2002 & 2005

### VS. LEFT-HANDED STARTERS LOST, ROAD

21 2004  
19 2010  
15 2003  
14 2008 & 2009  
12 2005

### PLAYERS USED

52 (27 position, 25 pitchers), 2004  
49 (23 position, 26 pitchers), 2007  
48 2x (last: 20 position, 28 pitchers),  
2010  
46 2x (last: 22 position, 24 pitchers),  
2009  
45 (20 position, 25 pitchers), 2006

### POSITION PLAYERS USED

27 2004  
26 2001  
24 2000  
23 1999 & 2007  
22 2009

### PITCHERS USED

28 2010  
26 2007  
25 1998, 2004, 2005 & 2006  
24 2009  
22 2001 & 2003

### TOTAL ATTENDANCE

3,600,412, 1998  
3,200,103, 2002  
3,019,654, 1999  
2,946,097, 2000  
2,805,202, 2003

## CLUB BATTING

### BATTING AVERAGE, HIGHEST

.277 1999  
.267 2001, 2002 & 2006  
.265 2000  
.263 2003  
.256 2005

### BATTING AVERAGE, LOWEST

.246 1998  
.250 2007 & 2010  
.251 2008  
.253 2004 & 2009  
.256 2005

### SLUGGING PERCENTAGE, HIGHEST

.459 1999  
.442 2001  
.429 2000  
.424 2006  
.423 2002

### SLUGGING PERCENTAGE, LOWEST

.393 2004 & 1998  
.413 2007  
.415 2008  
.417 2003  
.418 2009

### ON-BASE PERCENTAGE, HIGHEST

.347 1999  
.346 2002  
.341 2001  
.333 2000  
.332 2005

## CLUB BATTING (CONT.)

### ON-BASE PERCENTAGE, LOWEST

.310 2004  
.314 1998  
.321 2007  
.325 2010  
.324 2009

### AT-BATS, HIGHEST

5,658 1999  
5,645 2006  
5,595 2001  
5,570 2003  
5,565 2009

### AT-BATS, LOWEST

5398 2007  
5,409 2007  
5,491 1998  
5,508 2002  
5,527 2000

### MOST RUNS SCORED, D-BACKS

908 1999  
819 2002  
818 2001  
792 2000  
773 2006

### MOST RUNS SCORED, OPPOSITION

899 2004  
856 2005  
836 2010  
812 1998  
788 2006

### FEWEST RUNS SCORED, D-BACKS

615 2004  
665 1998  
696 2005  
712 2007  
717 2003

### FEWEST RUNS SCORED, OPPOSITION

674 2002  
676 1999  
677 2001  
685 2003  
706 2008

### HITS, MOST

1,566 1999  
1,506 2006  
1,494 2001  
1,471 2002  
1,467 2003

### HITS, FEWEST

1350 2007  
1,353 1998  
1,355 2008  
1,401 2004  
1,408 2009

### DOUBLES, MOST

331 2006  
318 2008  
307 2009  
202 2003  
295 2004

### DOUBLES, FEWEST

235 1998  
282 2000  
283 2002  
284 2001  
286 2007

### TRIPLES, MOST

47 2003 & 2008  
46 1998 & 1999  
45 2009  
44 2000  
41 2002

### TRIPLES, FEWEST

27 2005  
35 2001  
38 2004 & 2006  
40 2007  
41 2002

### HOME RUNS, MOST

216 1999  
208 2001  
191 2005  
180 2010  
179 2000

### HOME RUNS, FEWEST

135 2004  
152 2003  
159 1998 & 2008  
160 2006  
165 2002

### HOME RUNS, HOME, MOST

107 2001  
101 1999  
98 2010  
97 2005  
91 2007

### HOME RUNS, HOME, FEWEST

77 2008  
78 2004  
79 2003  
82 1998  
83 2002

### HOME RUNS, ROAD, MOST

115 1999  
101 2001  
95 2000  
94 2005  
86 2009

### HOME RUNS, ROAD, FEWEST

57 2004  
73 2003  
74 2006  
77 1998  
80 2007

### MOST GRAND SLAMS

9 2001  
8 1999  
5 1998  
3 2000, 2006, 2008 & 2009  
2 2002, 2003, 2004, 2005 & 2010

### HOME RUNS, MOST VS. ONE OPPONENT

32 COL (19 games), 2002 & (18 games), 2005  
30 COL (19 games), 2003  
29 LAD (19 games), 2001  
27 LAD (18 games), 2005  
26 COL (19 games), 2001 & (18 games), 2008 & 2009

### HOME RUNS, FEWEST VS. ONE OPPONENT (NL only)

1 Montreal (6 games), 2004

### HOME RUNS, MOST BY ONE OPPONENT

34 SF (19 games), 2001  
32 COL (19 games), 2003  
29 COL (19 games), 2004  
28 COL (18 games), 2009  
SD (18 games), 2007 & 2010  
27 LAD (19 games), 2002 & 2004

### HOME RUNS, FEWEST BY ONE OPPONENT (NL only)

2 NYM, 2003 & WAS, 2008

### PINCH-HITS, MOST

76 2001  
63 2005  
62 2003  
60 1999  
58 2002

### PINCH-HITS, FEWEST

39 1998  
44 2009  
45 2004 & 2006  
49 2008  
50 2000

### PINCH-HIT AVERAGE, HIGHEST

.319 1999  
.278 2001  
.263 2003  
.243 2007  
.234 2000

### PINCH-HIT AVERAGE, LOWEST

.173 1998  
.190 2009  
.193 2006  
.209 2004  
.224 2002

### PINCH-HIT HOME RUNS, MOST

14 2001  
12 2007  
9 2005  
8 2009  
7 2006

### PINCH-HIT HOME RUN, FEWEST

0 2010  
2 2000  
3 1998 & 2008  
4 2004  
5 1999

### STOLEN BASES, MOST

137 1999  
109 2007  
102 2009  
97 2000  
92 2002

### STOLEN BASES, FEWEST

53 2004  
58 2008  
67 2005  
71 2001  
73 1998

### STRIKEOUTS, MOST

1529 2010  
1298 2009  
1287 2008  
1239 1998  
1111 2007

### STRIKEOUTS, FEWEST

965 2006  
975 2000  
1006 2003  
1016 2002  
1022 1004

### WALKS, MOST

643 2002  
606 2005  
588 1999  
587 2001 & 2008  
571 2009

### WALKS, FEWEST

441 2004  
489 1998  
504 2006  
531 2003  
532 2007

### INTENTIONAL WALKS, MOST

73 2001  
63 2003  
58 2002  
52 1999  
51 2005

### INTENTIONAL WALKS, FEWEST

32 1998  
37 2000  
38 2004 & 2007  
45 2010  
47 2006 & 2009



## CLUB BATTING (CONT.)

### HIT BY PITCH, MOST

67	2006
64	1998
59	2000
57	2001 & 2007
55	2005

### HIT BY PITCH, FEWEST

35	2004
37	2009
39	2010
45	2003
48	1999

## CLUB PITCHING

### EARNED RUN AVERAGE, LOWEST

3.77	1999
3.84	2003
3.87	2001
3.92	2002
3.98	2008

### EARNED RUN AVERAGE, HIGHEST

4.98	2004
4.84	2005 & 2010
4.63	1998
4.48	2006
4.42	2009

### COMPLETE GAMES, MOST

16	1999 & 2000
14	2002
12	2001
8	2006
7	1998, 2003 & 2007

### COMPLETE GAMES, FEWEST

3	2010
4	2009
5	2004
6	2005 & 2008
7	1998, 2003 & 2007

### SHUTOUTS, MOST

13	2001
12	2007 & 2009
11	2003
10	2002 & 2005
9	1999, 2006 & 2008

### SHUTOUTS, FEWEST

3	2010
6	1998 & 2004
8	2000
9	1999, 2006 & 2008
10	2002 & 2005

### STRIKEOUTS, MOST

1303	2002
1297	2001
1291	2003
1229	2008
1120	2000

### STRIKEOUTS, FEWEST

908	1998
1038	2005
1070	2010
1088	2007
1115	2006

### WALKS ALLOWED, MOST

668	2004
546	2007
543	1999
537	2005
536	2006

### WALKS ALLOWED, FEWEST

421	2002
451	2008
461	2001
489	1998
500	2000

### HITS ALLOWED, MOST

1580	2005
1503	2006
1480	2004
1470	2009
1463	1998

### HITS ALLOWED, FEWEST

1352	2001
1361	2002
1379	2003
1387	1999
1403	2008

### RUNS ALLOWED, MOST

899	2004
856	2005
836	2010
812	1998
788	2006

### RUNS ALLOWED, FEWEST

674	2002
676	1999
677	2001
685	2003
706	2008

### SAVES, MOST

51	2007
45	2005
42	1999 & 2003
40	2002
39	2008

### SAVES, FEWEST

33	2004
34	2001 & 2006
35	2010
36	2009
37	1998

### WILD PITCHES, MOST

82	2010
79	2009
71	2004
59	2008
58	2005

### WILD PITCHES, FEWEST

30	2000
39	1999
45	2001
48	2002 & 2007
52	1998 & 2003

### BALKS, MOST

14	1998
11	2002
10	1999 & 2000
9	2003 & 2007
8	2004

### BALKS, FEWEST

2	2009
3	2008
4	2006 & 2010
5	2005
6	2001

### HIT BATSMEN, MOST

75	2004
72	2003
68	2008
62	2005
61	2006 & 2007

### HIT BATSMEN, FEWEST

41	1998
42	2000
49	1999
53	2009
54	2002

### HOME RUNS ALLOWED, MOST

210	2010
197	2004
195	2001
193	2005
190	2000

### HOME RUNS ALLOWED, FEWEST

147	2008
150	2003
168	2006 & 2009
169	2007
170	2002

### WINS BY STARTERS, MOST

72	2002
69	1999
67	2001
65	2008
62	2000

### WINS BY STARTERS, FEWEST

34	2004
46	1998
47	2009
49	2010
51	2003

### WINS BY RELIEVERS, MOST

33	2003
31	1999
30	1007
26	2002
25	2001

### WINS BY RELIEVERS, FEWEST

16	2010
17	2004 & 2008
19	1998
21	2006
22	2005

### LOSSES BY RELIEVERS, MOST

32	2010
31	2004
28	2008
27	2006
26	2009

### LOSSES BY RELIEVERS, FEWEST

19	2002 & 2007
20	2005
21	1998 & 2001
22	1999 & 2003
24	2000

## INDIVIDUAL BATTING

### AVERAGE

.336	Luis Gonzalez, 1999
.325	Luis Gonzalez, 2001
.311	Luis Gonzalez, 2000
.310	Shea Hillenbrand, 2004
.308	Chad Tracy, 2005

### SLUGGING PERCENTAGE

.688	Luis Gonzalez, 2001
.557	Jay Bell, 1999
.553	Chad Tracy, 2005
.549	Luis Gonzalez, 1999
.544	Luis Gonzalez & Steve Finley, 2000

### ON-BASE PERCENTAGE

.429	Luis Gonzalez, 2001
.403	Luis Gonzalez, 1999
.402	Luis Gonzalez, 2003
.400	Luis Gonzalez, 2002
.392	Luis Gonzalez, 2000

### GAMES PLAYED

162	Luis Gonzalez, 2000 & 2001
160	Eric Byrnes, 2007; Chris Young, 2008
158	Shawn Green, 2005
157	Orlando Hudson, 2006
156	Steve Finley, 1999; Luis Gonzalez, 2003

### AT-BATS

627	Matt Williams, 1999
626	Eric Byrnes, 2007
625	Chris Young, 2008
618	Luis Gonzalez, 2000
617	Tony Womack, 2000

## INDIVIDUAL BATTING (CONT.)

### RUNS SCORED

132	Jay Bell, 1999
128	Luis Gonzalez, 2001
112	Luis Gonzalez, 1999
111	Tony Womack, 1999
106	Luis Gonzalez, 2000

### HITS

206	Luis Gonzalez, 1999
198	Luis Gonzalez, 2001
192	Luis Gonzalez, 2000
190	Matt Williams, 1999
179	Eric Byrnes, 2007

### HITS, AS A PITCHER

19	Micah Owings, 2007; Dan Haren, 2010
18	Dan Haren, 2009
16	3x (last: Dan Haren, 2008)
15	Curt Schilling, 2002; Javier Vasquez, 2005
13	Brian Anderson, Randy Johnson, 2000

### TOTAL BASES

419	Luis Gonzalez, 2001
337	Luis Gonzalez, 1999
336	Matt Williams, 1999; Luis Gonzalez, 2000
328	Jay Bell, 1999
314	Mark Reynolds, 2009

### SINGLES

131	Luis Gonzalez, 1999
	Tony Womack, 1999
127	Tony Womack, 2002
125	Tony Womack, 2000
120	Shea Hillenbrand, 2004
	Eric Byrnes, 2007
116	Matt Williams, 1999

### DOUBLES

52	Luis Gonzalez, 2006
47	Luis Gonzalez, 2000
46	Luis Gonzalez, 2003
45	Luis Gonzalez, 1999
44	Stephen Drew, 2008

### TRIPLES

14	Tony Womack, 2000
12	David Dellucci, 1998;
	Stephen Drew, 2009, 2010
11	Stephen Drew, 2008
10	Steve Finley, 1999, 2003;
	Tony Womack, 1999
9	Orlando Hudson, 2006, 2007

### HOME RUNS, LEFT-HANDER

57	Luis Gonzalez, 2001
35	Steve Finley, 2000
34	Steve Finley, 1999
31	Luis Gonzalez, 2000
28	Luis Gonzalez, 2002

### HOME RUNS, RIGHT-HANDER

44	Mark Reynolds, 2009
38	Jay Bell, 1999
37	Troy Glaus, 2005
35	Matt Williams, 1999
33	Reggie Sanders, 2001

### HOME RUNS, SWITCH-HITTER

30	Tony Clark, 2005
22	Devon White, 1998
17	Tony Clark, 2007
15	Orlando Hudson, 2006
13	Alex Cintron, 2003

### HOME RUNS, HOME

26	Luis Gonzalez, 2001
21	Jay Bell, 1999;
	Mark Reynolds, 2010
20	Troy Glaus, 2005;
	Chris Young, 2010
19	3x (last: Mark Reynolds, 2009)
17	Stevell Finley, 1999 & 2000 & Matt Williams, 1999

### HOME RUNS, ROAD

31	Luis Gonzalez, 2001
25	Mark Reynolds, 2009
20	Luis Gonzalez, 2003
18	4x (last: Chris Young, 2007)
17	5x (last: Troy Glaus, 2005)

### GRAND SLAMS

2	5x (last: Chad Tracy, 2006)
1	37x (last: Brandon Allen, 2010)

### EXTRA-BASE HITS

100	Luis Gonzalez, 2001
80	Luis Gonzalez, 2000
76	3x (last: Stephen Drew, 2008)
75	Luis Gonzalez, 1999
	Mark Reynolds, 2009
74	Matt Williams, 1999

### RUNS BATTED IN

142	Matt Williams, 1999
	Luis Gonzalez, 2001
114	Luis Gonzalez, 2000
112	Jay Bell, 1999
111	Luis Gonzalez, 1999
104	Luis Gonzalez, 2003

### RUNS BATTED IN, AS A PITCHER

15	Micah Owings, 2007
11	Brandon Webb, 2008
9	Brandon Webb, 2006
	Dan Haren, 2009
8	Randy Johnson, 2000 & 2002
7	Dan Haren, 2010

### PINCH-HITS

19	Carlos Baerga, 2003
	Quinton McCracken, 2005
18	David Dellucci, 2001
14	4x (last: Tony Clark, 2005)
13	Bernard Gilkey, 1999
12	Quinton McCracken, 2003

### PINCH-HIT AVERAGE (min. 20 AB)

.375	Greg Colbrunn, 1999
.364	Greg Colbrunn, 2002
	Augie Ojeda, 2008
.350	Danny Bautista, 2001
.345	Carlos Baerga, 2003
.333	Bernard Gilkey, 1999

### PINCH-HIT RBI

16	David Dellucci, 2001
15	Tony Clark, 2005
13	Erubiel Durazo, 2001
12	Alex Cintron, 2005
10	Carlos Baerga, 2003
	Tony Clark, 2007

### PINCH-HIT HOME RUNS

5	David Dellucci, 2001
	Erubiel Durazo, 2001
3	6x (last: Chad Tracy, 2009)
2	Tony Clark, 2006

### STOLEN BASES

72	Tony Womack, 1999
50	Eric Byrnes, 2007
45	Tony Womack, 2000
29	Tony Womack, 2002
28	Tony Womack, 2001

### CAUGHT STEALING

13	Tony Womack, 1999
12	Tony Womack, 2002
11	Tony Womack, 2000
10	Reggie Sanders, 2001
9	Mark Reynolds, 2009

### STRIKEOUTS, MOST

223	Mark Reynolds, 2009
211	Mark Reynolds, 2010
204	Mark Reynolds, 2008
172	Adam LaRoche, 2010
165	Chris Young, 2008

### STRIKEOUTS, FEWEST (min. 502 PA)

36	Mark Grace, 2001
49	Shea Hillenbrand, 2004
54	Tony Womack, 2001
58	Luis Gonzalez, 2006
59	Alex Cintron, 2004

### BASE ON BALLS

100	Luis Gonzalez, 2001
97	Luis Gonzalez, 2002
94	Luis Gonzalez, 2003
84	Troy Glaus, 2005
82	Jay Bell, 1999

### INTENTIONAL WALKS

24	Luis Gonzalez, 2001
17	Luis Gonzalez, 2003
12	Luis Gonzalez, 2005
11	Chad Moeller, 2003;
	Luis Gonzalez, 2004
10	3x (last: Gerardo Parra, 2010)

### SACRIFICE HITS

14	Curt Schilling, 2001
13	Quinton McCracken, 2002;
	Brandon Webb, 2005 & 2008
12	Alex Cintron, 2004
10	5x (last: Brandon Webb, 2006)
9	6x (last: Dan Haren, 2009)

### SACRIFICE FLIES

12	Luis Gonzalez, 2000
9	Jay Bell, 1999 & Steve Finley, 2000
8	4x (last: Stephen Drew, 2007)
7	7x (last: Justin Upton, 2010)
6	11x (last: Gerardo Parra, 2009)

### HIT BY PITCH

18	Andy Fox, 1998
16	Junior Spivey, 2002
14	Luis Gonzalez, 2001
12	Luis Gonzalez, 2000;
	Shea Hillenbrand, 2004
11	Luis Gonzalez, 2005;
	Carlos Quentin, 2007

### GROUNDED INTO DOUBLE PLAY, MOST

21	Orlando Hudson, 2007
20	Danny Bautista, 2004;
	Justin Upton, 2010
19	Matt Williams, 1998;
	Luis Gonzalez, 2003;
	Royce Clayton, 2005

### GROUNDED INTO DOUBLE PLAY, FEWEST (min. 502 PA)

2	Andy Fox, 1998
4	Tony Womack, 1999 & 2001;
	Steve Finley, 1999;
	Stephen Drew, 2007 & 2009
5	Chris Young, 2007;
	Stephen Drew, 2008;
6	Tony Womack, 2000;
	Steve Finley, 2003

## INDIVIDUAL PITCHING

### APPEARANCES, RHP

86	Oscar Villarreal, 2003
78	Byung-Hyun Kim, 2001
77	Chad Qualls, 2008
76	Mike Koplove, 2004
75	Tony Pena, 2007

### APPEARANCES, LHP

74	Randy Choate, 2004
69	Mike Myers, 2002
64	Mike Myers, 2003;
	Greg Swindell, 2000 & 2001
63	Greg Swindell, 1999
62	Dan Plesac, 2000

## INDIVIDUAL PITCHING (CONT.)

### APPEARANCES, ROOKIE PITCHER

86	Oscar Villarreal, 2003
67	Lance Cormier, 2005
65	Juan Gutierrez, 2009
55	Mike Koplove, 2002
54	Jose Valverde, 2003

### APPEARANCES, BY A LEFT-HANDED ROOKIE PITCHER

61	Doug Slaten, 2007
59	Troy Brohawn, 2001
50	Stephen Randolph, 2003
49	Clay Zavada, 2009
33	Jordan Norberto, 2010

### COMPLETE GAMES

12	Randy Johnson, 1999
8	Randy Johnson, 2000, 2002
6	Curt Schilling, 2001
5	Curt Schilling, 2002;
	Brandon Webb, 2006
4	Curt Schilling, 2000;
	Randy Johnson, 2004;
	Brandon Webb, 2007

### STARTS

35	7x (last: Randy Johnson & Brandon Webb, 2004)
34	5x (last: Doug Davis, 2009)
33	9x (last: Dan Haren, 2009 & Rodrigo Lopez, 2010)
32	5x (last: Ian Kennedy, 2010)
30	6x (last: Max Scherzer, 2009)

### STARTS, BY A ROOKIE PITCHER

28	Brandon Webb, 2003
27	Micah Owings, 2007
26	Brad Halsey, 2005
18	Enrique Gonzalez, 2006
17	Barry Enright, 2010

### GAMES FINISHED

66	Byung-Hyun Kim, 2002
59	Jose Valverde, 2007
50	Brandon Lyon, 2008
49	Gregg Olson, 1998
44	Byung-Hyun Kim, 2001, Matt Mantei, 2003 & Chad Qualls, 2009

### SHUTOUTS

4	Randy Johnson, 2002
3	Randy Johnson, 2000 & Brandon Webb, 2006 & 2007
2	5x (last: Randy Johnson, 2004)
1	17x (last: Edwin Jackson, 2010)

### VICTORIES, MOST

24	Randy Johnson, 2002
23	Curt Schilling, 2002
22	Curt Schilling, 2001 & Brandon Webb, 2008

21	Randy Johnson, 2001
19	Randy Johnson, 2000

### VICTORIES, IN RELIEF

10	Oscar Villarreal, 2003
9	Gregg Olson, 1999
8	Byung-Hyun Kim, 2002;
	Stephen Randolph, 2003
7	Lance Cormier, 2005
6	4x (last: Juan Cruz, 2007)

### VICTORIES, BY A ROOKIE

10	Oscar Villarreal, 2003;
	Brandon Webb, 2003
8	3x (last: Micah Owings, 2007)
7	Lance Cormier, 2005;
	Daniel Hudson, 2010
6	Mike Koplove, 2002;
	Barry Enright, 2010
5	Geraldo Guzman, 2000

### WIN-LOSS PCT. BY A STARTER

.828	Randy Johnson, 2002
.786	Curt Schilling, 2001
.769	Randy Johnson, 2001
.767	Curt Schilling, 2002
.759	Brandon Webb, 2008

### LOSSES

16	Brandon Webb, 2004;
	Rodrigo Lopez, 2010
15	Willie Blair, 1998;
	Casey Fossum, 2004
14	Randy Johnson, 2004;
	Doug Davis, 2009
13	Brian Anderson, 1998
	Andy Benes, 1998
12	7x (last: Doug Davis, 2007)

### INNINGS PITCHED

271.2	Randy Johnson, 1999
260.0	Randy Johnson, 2002
259.1	Curt Schilling, 2002
256.2	Curt Schilling, 2001
249.2	Randy Johnson, 2001

### RUNS ALLOWED

126	Rodrigo Lopez, 2010
117	Andy Benes, 1999
116	Miguel Batista, 2006;
	Livan Hernandez, 2007
112	Javier Vazquez, 2005
111	Andy Benes, 1998;
	Casey Fossum, 2004;
	Brandon Webb, 2004

### EARNED RUNS ALLOWED

112	Livan Hernandez, 2007
111	Rodrigo Lopez, 2010
106	Andy Benes, 1999;
	Javier Vazquez, 2005
105	Casey Fossum, 2004;
	Miguel Batista, 2006
102	Andy Benes, 1998

### HITS

247	Livan Hernandez
237	Curt Schilling, 2001
231	Miguel Batista, 2006
229	Brandon Webb, 2005
226	Brian Anderson, 2000

### WALKS

119	Brandon Webb, 2004
103	Doug Davis, 2009
95	Doug Davis, 2007
84	Miguel Batista, 2006
82	Andy Benes, 1999

### WALKS, FEWEST PER 9-INN. BY A STARTER

1.04	Brian Anderson, 1998
1.15	Curt Schilling, 2002
1.37	Curt Schilling, 2001
1.49	Dan Haren, 2009
1.61	Randy Johnson, 2004

### STRIKEOUTS

372	Randy Johnson, 2001
364	Randy Johnson, 1999
347	Randy Johnson, 2000
334	Randy Johnson, 2002
316	Curt Schilling, 2002

### LOWEST ERA, BY A STARTER

2.32	Randy Johnson, 2002
2.48	Randy Johnson, 1999
2.56	Randy Johnson, 2001
2.60	Randy Johnson, 2004
2.64	Randy Johnson, 2000

### HOME RUNS ALLOWED

39	Brian Anderson, 1998
37	Brian Anderson, 2000
	Curt Schilling, 2001
36	Rodrigo Lopez, 2010
35	Javier Vazquez, 2005
34	Livan Hernandez, 2007

### SAVES

47	Jose Valverde, 2007
36	Byung-Hyun Kim, 2002
30	Gregg Olson, 1998
29	Matt Mantei, 2003
26	Brandon Lyon, 2008

### HIT BATSMEN

18	Randy Johnson, 2001
14	Micah Owings, 2007
13	Randy Johnson, 2002;
	Brandon Webb, 2003
12	Micah Owings, 2008
	Brandon Webb, 2008
11	Brandon Webb, 2004;
	Juan Cruz, 2006

### WILD PITCHES

17	Brandon Webb, 2004
16	Ian Kennedy, 2010
14	Brandon Webb, 2005;
	Miguel Batista, 2006
13	Dan Haren, 2009;
	Edwin Jackson, 2010
12	Doug Davis, 2009

### BALKS

6	Brian Anderson, 1998
5	Brian Anderson, 2002
4	Brian Anderson, 2000
2	19x (last: Dontrelle Willis, 2010)
1	42x (last: Dan Haren & Esmerling Vasquez, 2010)

### PICKOFFS

12	Brian Anderson, 1998
10	Brian Anderson, 2000
8	Brian Anderson, 2001, 2002;
	Doug Davis, 2007
7	Doug Davis, 2009
6	Randy Johnson, 2000

## INDIVIDUAL GAME CLUB GENERAL

### PLAYERS USED, D-BACKS

23	@ SF, 9/6/01
22	4x (last: vs. SD, 10/1/06)
21	6x (last: @ COL, 9/29/07)
20	11x (last: @ COL, 9/10/10)
19	34x (last: vs. COL, 9/23/10)

### PLAYERS USED, D-BACKS, EXTRA- INNINGS

25	vs. COL, 16 inn., 9/16/06
22	7x (last: vs. LAD, 15 inn, 8/25/06)
21	2x (last: @ FLA, 12 inn., 9/10/00)
20	2x (last: vs. LAD, 16 inn., 4/13/99)

### PLAYERS USED, TOTAL

42	2x (last: vs. MIL, D-backs 22, Brewers 20; 9/26/01)
40	4x (last: @ COL, D-backs 21, Rockies 19, 9/29/07)

### PLAYERS USED, TOTAL, EXTRA-INNINGS

48	vs. COL, 16 inn., (D-backs 25, Rockies 23); 9/16/06
45	@ LAD, 13 inn, (D-backs 22, Dodgers 23); 9/20/01
44	@ FLA, 12 inn., (D-backs 21, Marlins 23); 9/10/00
43	vs. FLA, 11 inn., (D-backs 21, Marlins 22); 9/1/00
39	vs. LAD, 16 inn., (D-backs 20, Dodgers 19); 4/13/99

### LONGEST GAME TIME, 9-INNINGS, HOME

3:58	vs. SF, 8/30/02
3:53	vs. ATL, 6/10/10
3:52	vs. WAS, 5/10/09
3:50	vs. FLA, 9/19/99
3:45	vs. HOU, 8/4/06

## INDIVIDUAL GAME CLUB GENERAL (CONT.)

### LONGEST GAME TIME, 9-INNINGS, ROAD

3:54 @ SF, 9/7/02  
3:53 @ STL, 6/30/10  
3:50 @ HOU, 7/5/00  
3:49 @ SF, 6/20/05  
3:47 @ MIL, 9/7/99

### SHORTEST GAME TIME, 9-INNINGS, HOME

1:52 vs. WAS, 5/31/08  
1:54 vs. STL, 9/19/06  
1:55 vs. LAD, 4/10/01; vs. PIT, 8/5/08  
2:01 vs. CHI, 8/17/99; vs. CHI, 8/22/03  
2:03 vs. LAD, 5/23/98; vs. COL, 9/15/04

### SHORTEST GAME TIME, 9-INNINGS, ROAD

1:47 @ PIT, 8/25/04  
1:54 @ SD, 7/23/98; @ DET, 6/25/04  
1:55 @ SF, 10/2/05  
1:56 @ SF, 4/22/07  
1:58 @ SD, 4/30/05

### LONGEST GAME TIME, EXTRA-INNINGS, HOME

5:14 vs. LAD, 16 inn, 4/13/99  
5:07 vs. COL, 16 inn, 9/16/06  
4:45 vs. HOU, 13 inn., 6/5/02  
vs. NYM, 14 inn., 7/21/10  
4:22 vs. TEX, 12 inn., 6/25/09  
4:15 vs. LAD, 11 inn., 7/18/08

### LONGEST GAME TIME, EXTRA-INNINGS, ROAD

5:53 @ SF, 18 inn, 5/29/01  
5:22 @ MIL, 15 inn., 4/22/04  
5:21 @ COL, 18 inn., 8/15/06  
4:57 @ LAD, 11 inn., 4/14/10  
4:48 @ LAD, 13 inn., 9/20/01

### SHORTEST GAME TIME, EXTRA-INNINGS, HOME

2:47 vs. SD, 10 inn, 5/15/06  
2:50 vs. CWS, 10 inn., 6/5/03  
2:51 vs. LAD, 10 inn., 4/1/03  
2:53 vs. KC, 10 inn., 6/13/08  
2:56 vs. STL, 10 inn., 6/27/99

### SHORTEST GAME TIME, EXTRA-INNINGS, ROAD

2:30 @ SF, 10 inn, 5/28/02  
2:40 @ SD, 10 inn., 6/22/04  
2:49 @ COL, 10 inn., 9/23/04  
2:51 @ DET, 10 inn., 6/29/03  
2:52 @ PIT, 11 inn., 9/2/98

### LONGEST GAME, INNINGS, HOME

16 2x (last: vs. COL, 9/15/06)  
15 2x (last: vs. LAD, 8/25/06)  
14 vs. NYM, 7/21/10  
13 7x (last: vs. LAA, 6/24/06)  
12 8x (last: vs. TEX, 6/25/09)

### LONGEST GAME, INNINGS, ROAD

18 3x (last: @ SD, 6/7/09)  
15 @ MIL, 4/22/04  
14.1 @ SD, 4/29/05  
13.2 2x (last: @ LAD, 6/2/10)  
13.1 @ CHI, 8/1/03

### LARGEST MARGIN OF VICTORY

13 4x (last: @ NYM, 8/1/10)  
12 7x (last: 5/19/10 vs. SF)  
11 9x (last: 7/19/10 vs. NYM)  
10 14x (last: 5/15/10 @ ATL)  
9 24x (last: 4/11/10 vs. PIT)

### LARGEST MARGIN OF DEFEAT

18 vs. LAD, 9/2/02  
17 @ COL, 6/18/00  
15 @ COL, 5/13/05  
14 6x (last: 5/8/10 vs. MIL)  
13 4x (last: 7/3/10 vs. LAD)

### LARGEST SHUTOUT VICTORY

13 vs. ATL, 5/20/06  
12 2x (last: @ ATL, 5/16/09)  
11 3x (last: @ SF, 8/27/09)  
10 3x (last: vs. CHI, 4/29/09)  
9 6x (last: vs. HOU, 8/29/09)

### LARGEST SHUTOUT DEFEAT

14 vs. ATL, 7/29/07  
13 @ SF, 7/1/07  
12 @ SD, 9/3/03  
11 3x (last: @ SD, 8/2/07)  
10 5x (last: vs. HOU, 4/15/06)

### LARGEST HOME CROWD

49,826 vs. BOS, 6/9/07  
49,328 vs. SEA, 6/26/98  
49,110 vs. SD, 7/4/08  
49,059 vs. SD, 4/5/10  
49,057 vs. LAD, 4/7/08

### SMALLEST HOME CROWD

15,509 vs. CIN, 8/18/10  
15,670 vs. WAS, 8/4/10  
16,250 vs. SD, 8/31/10  
16,638 vs. WAS, 8/5/10  
16,682 vs. FLA, 7/8/10

### LARGEST ROAD CROWD

61,674 @ SD, 4/24/99  
60,021 @ SD, 4/10/00  
59,103 @ SD, 4/8/02  
56,182 @ LAD, 4/13/10  
55,868 @ LAD, 7/3/05

### SMALLEST ROAD CROWD

4,340 @ Montreal, 5/1/01  
4,352 @ Montreal, 5/2/01  
4,788 @ Montreal, 5/3/01  
5,048 @ Montreal, 5/31/99  
5,089 @ Montreal, 8/11/04

## CLUB BATTING GAME

### RUNS SCORED, D-BACKS

17 4x (last: vs. COL, 9/28/02)  
16 2x (last: vs. COL, 9/13/03)  
15 6x (last: vs. PIT, 4/11/10)  
14 8x (last: @ NYM, 8/1/10)  
13 21x (last: vs. NYM, 7/19/10)

### RUNS SCORED, OPPONENTS

20 @ COL, 9/23/03  
19 2x (last: vs. LAD, 9/2/02)  
18 3x (last: vs. NYM, 8/24/05)  
17 2x (last: vs. MIL, 5/8/10)  
16 4x (last: vs. PIT, 5/8/05)

### RUNS SCORED, D-BACKS, EXTRA-INNINGS

12 3x (last: @ COL, 10 inn, 4/28/10)  
11 4x (last: @ PIT, 12 inn., 8/6/09)  
10 3x (last: vs. TB, 10 inn., 6/19/07)  
9 6x (last: @ LAD, 11 inn., 4/14/10)  
8 13x (last: vs. TEX, 12 inn., 6/25/09)

### RUNS SCORED, OPPONENTS, EXTRA-INNINGS

12 LAD, 11 inn, 4/9/05  
11 2x (last: @ COL, 10 inn., 4/28/10)  
10 @ COL, 10 inn., 4/15/01  
9 8x (last: vs. SD, 10 inn., 5/25/09)  
8 13x (last: vs. LAD, 7/18/08)

### RUNS SCORED, BOTH CLUBS, HOME

25 ARI 17, COL 8; 9/28/02  
24 4x (last: ARI 10, MIL 14); 5/17/06  
23 2x (last: ARI 12, KC 11); 6/10/05  
22 8x (last: ARI 4, NYM 18); 8/24/05  
21 8x (last: ARI 15, PIT 6); 4/11/10

### RUNS SCORED, BOTH CLUBS, ROAD

29 @ COL (COL 20, ARI 9), 9/23/03  
25 2x (last: @ SF; ARI 7, SF 18); 9/3/04  
23 2x (last: @ COL; ARI 12, COL 11); 4/28/10  
22 3x (last: @ ATL; ARI 13, ATL 9); 6/3/06  
21 8x (last: @ COL; ARI 8, COL 13); 8/14/05

### RUNS BATTED IN, D-BACKS

16 @ STL, 7/4/1999  
15 7x (last: @ CHI, 7/31/06)  
14 10x (last: @ NYM, 8/1/10)  
13 15x (last: vs. SF, 5/19/20)  
12 27x (last: vs. NYM, 7/19/10)

### RUNS BATTED IN, OPPONENTS

19 2x (last: @ COL, 9/23/03)  
18 2x (last: @ COL, 5/13/05)  
17 @ CIN, 8/19/05  
16 4x (last: vs. MIL, 5/8/10)  
15 5x (last: vs. NYM, 6/11/06)

### HITS, D-BACKS

20 2x (last: vs. LAD, 5/8/00)  
19 6x (last: @ COL, 9/21/08)  
18 11x (last: vs. NYM, 7/19/10)  
17 9x (last: vs. WAS, 5/10/09)  
16 25x (last: @ SD, 8/26/10)

### HITS, OPPONENTS

24 vs. LAD, 9/2/02  
23 2x (last: vs. CHI, 4/4/05)  
20 3x (last: vs. NYM, 8/24/05)  
19 5x (last: vs. ATL, 7/29/07)  
18 12x (last: vs. CIN, 8/18/10)

### HITS, BOTH CLUBS

35 vs. CHI 23, ARI 12, 4/4/05  
33 @ SF 18, ARI 15; 9/3/04  
32 4x (last: @ COL 20, ARI 12, 9/21/02)  
31 7x (last: vs. PIT 13, ARI 18, 8/4/08)

30 12x (last: vs. WAS 13, ARI 17, 5/10/09)

### FEWEST HITS, D-BACKS

0 2x (last: vs. FLA, A. Sanchez no-hitter, 9/6/06)  
1 7x (last: @ SF, 5/28/10)  
2 28x (last: @ Sab Francisco, 5/29/10)

### FEWEST HITS, OPPONENTS

0 @ TB, 6/25/10  
@ ATL, 5/18/04  
(R. Johnson perfect game)  
1 8x (last: @ PIT, 8/4/09)  
2 22x (last: vs. HOU, 6/12/09)

### HITS, D-BACKS, EXTRA-INNINGS

21 2x (last: @ PIT, 12 inn, 8/6/09)  
20 3x (last: vs. LAD, 15 inn., 8/25/06)  
19 vs. LAD, 11 inn., 4/9/05  
18 @ SD, 18 inn., 6/7/09  
17 @ HOU, 11 inn., 7/28/06

### HITS, OPPONENTS, EXTRA-INNINGS

20 @ SD, 15 inn., 4/29/05  
19 @ LAD, 11 inn, 4/14/10  
17 2x (last: vs. COL, 10 inn., 8/31/07)  
16 2x (last: vs. SF, 10 inn., 5/2/05)  
15 12x (last: @ FLA, 13 inn., 5/20/09)

## CLUB BATTING GAME (CONT.)

### HITS, BOTH CLUBS, EXTRA-INNINGS

34	vs. LAD 14, ARI 20, 15 inn., 8/25/06
33	2x (last: @ LAD 19, ARI 14, 4/14/10)
32	3x (last: @ PIT, 11, ARI 21, 12 inn, 8/6/09)
31	2x (last: @ HOU 14, ARI 17, 11 inn., 7/28/06)
30	3x (last: vs. SF 16, D-backs 14, 5/2/05)

### FEWEST HITS, D-BACKS, EXTRA-INNINGS

3	@ SF, 10 inn, 5/28/02
4	4x (last: @ LAD, 10 inn., 6/1/10)
5	4x (last: vs. SF, 11 inn., 9/6/10)
6	3x (last: @ SF, 13 inn., 5/27/03)
7	16x (last: @ PHI, 11 inn., 7/29/10)

### FEWEST HITS, OPPONENTS, EXTRA-INNINGS

2	vs. SD, 10 inn., 9/25/05
3	4x (last: vs. CIN, 10 inn, 9/14/08)
4	@ SD, 13 inn., 9/2/01
5	6x (last: @ SD, 10 inn., 6/22/04)
6	8x (last: @ SF, 13 inn., 4/21/05)

### FEWEST HITS, BOTH CLUBS, EXTRA-INNINGS

6	@ SF, 10 inn, 5/28/02
9	@ STL, 10 inn., 7/3/99
11	@ SD, 13 inn., 9/2/01
12	3x (last: vs. KC, 10 inn., 6/13/08)
13	6x (last: vs. SF, 11 inn., 9/6/10)

### SINGLES, D-BACKS

17	2x (last: @ COL, 7/17/02)
15	2x (last: @ SD, 9/20/06)
14	3x (last: @ LAD, 9/23/06)
13	12x (last: vs. PIT, 8/4/08)
12	21x (last: vs. HOU, 8/23/09)

### SINGLES, OPPONENTS

19	@ COL, 9/21/02
17	vs. CHI, 4/4/05
16	@ SF, 4/28/06
15	vs. CIN, 7/2/00
14	7x (last: vs. LAD, 6/28/07)

### SINGLES, D-BACKS, EXTRA-INNINGS

15	vs. LAD, 16 inn, 4/13/1999
14	2x (last: vs. LAD, 15 inn., 8/25/06)
13	3x (last: @ PIT, 12 inn., 8/6/09)
12	3x (last: vs. LAD, 11 inn., 7/18/08)
11	9x (last: @ SD, 10 inn., 9/14/09)

### SINGLES, OPPONENTS, EXTRA-INNINGS

17	@ SD, 15 inn, 4/29/05
14	@ LAD, 11 inn., 4/14/10
13	4x (last: @ PIT, 12 inn., 9/6/05)
12	6x (last: @ CIN, 10 inn., 7/2/09)
11	7x (last: @ SF, 10 inn., 5/30/10)

### DOUBLES, D-BACKS

8	@ Montreal, 6/2/1999
7	7x (last: @ SD, 8/26/10)
6	17x (last: vs. TOR, 5/21/10)
5	61x (last: vs. STL, 6/13/10)
4	many times (last: @ LAD, 10/1/10)

### DOUBLES, OPPONENTS

9	vs. ATL, 7/29/07
8	vs. COL, 4/13/06
7	5x (last: vs. ATL, 5/31/09)
6	17x (last: @ PHI, 7/28/10)
5	58x (last: @ SF, 8/29/10)

### DOUBLES, D-BACKS, EXTRA-INNINGS

7	@ SD, 18 inn, 6/7/2009
8	vs. HOU, 11 inn., 7/8/99
6	@ MIL, 15 inn., 4/22/04
5	9x (last: @ COL, 10 inn., 4/28/10)
4	16x (last: vs. SF, 10 inn., 7/25/10)

### DOUBLES, OPPONENTS, EXTRA-INNINGS

6	vs. HOU, 11 inn., 7/8/1999
5	3x (last: vs. TEX, 12 inn., 6/25/09)
4	16x (last: vs. SF, 7/25/10)
3	34x (last: @ SF, 5/30/10)
2	46x (last: vs. NYY, 6/23/10)

### TRIPLES, D-BACKS

3	6x (last: vs. FLA, 7/10/09)
2	50x (last: vs. LAD, 9/26/10)
1	many times (last: vs. LAD, 9/25/10)

### TRIPLES, OPPONENTS

3	3x (last: vs. SF, 9/22/09)
2	38x (last: vs. LAD, 9/24/10)
1	many times (last: @ SF, 9/28/10)

### TRIPLES, D-BACKS, EXTRA-INNINGS

2	8x (last: @ SD, 10 inn., 9/16/09)
1	36x (last: vs. SD, 10 inn., 5/25/09)

### TRIPLES, OPPONENTS, EXTRA-INNINGS

2	4x (last: vs. COL, 10 inn., 8/31/07)
1	32x (last: vs. SF, 11 inn., 9/6/10)

### HOME RUNS, D-BACKS

6	2x (last: vs. SF, 5/19/10)
5	13x (last: vs. PHI, 4/23/10)
4	46x (last: @ WAS, 8/14/10)
3	many times (last: vs. COL, 9/23/10)
2	many times (last: vs. LAD, 9/26/10)

### HOME RUNS, OPPONENTS

6	5x (last: vs. TOR, 5/21/10)
5	16x (last: @ CIN, 9/13/10)
4	40x (last: vs. WAS, 8/5/10)
3	many times (last: @ SF, 9/30/10)
2	many times (last: @ LAD, 10/3/10)

### HOME RUNS, D-BACKS, EXTRA-INNINGS

4	5x (last: @ FLA, 13 inn, Game 2, 5/20/09)
3	21x (last: vs. NYM, 14 inn., 7/21/10)
2	31x (last: @ COL, 10 inn., 4/28/10)
1	64x (last: @ MIL, 10 inn., 8/9/10)

### HOME RUNS, OPPONENTS, EXTRA-INNINGS

5	@ COL, 10 inn, 4/15/01
4	3x (last: @ OAK, 11 inn., 5/23/09)
3	11x (last: @ LAD, 8/31/09)
2	46x (last: @ COL, 10 inn., 4/28/10)
1	63x (last: vs. NYY, 10 inn., 6/23/10)

### EXTRA-BASE HITS, D-BACKS

12	@ Montreal, 6/2/1999
11	2x (last: vs. CLE, 6/8/03)
10	2x (last: @ COL, 7/4/09)
9	5x (last: @ SD, 8/26/10)
8	34x (last: @ WAS, 8/14/10)

### EXTRA-BASE HITS, D-BACKS, EXTRA-INNINGS

10	vs. KC, 10 inn, 6/10/05
9	2x (last: @ SD, 18 inn., 6/7/09)
8	3x (last: @ FLA, 5/20/09)

### TOTAL BASES, D-BACKS

40	@ STL, 4/17/01
37	@ Montreal, 6/2/99
36	2x (last: @ CHI, 7/31/06)
35	vs. CLE, 6/8/03
34	4x (last: vs. NYM, 5/10/04)

### TOTAL BASES, OPPONENTS

46	vs. LAD, 9/2/02
44	vs. NYM, 8/24/05
42	@ COL, 6/18/00
38	2x (last: vs. OAK, 6/17/08)
37	3x (last: @ CIN, 8/21/05)

### TOTAL BASES, D-BACKS, EXTRA-INNINGS

39	vs. KC, 10 inn., 6/10/05
36	vs. LAD, 11 inn., 4/9/05
35	@ PIT, 12 inn, 8/6/09
34	@ MIL, 15 inn., 9/33/04
33	vs. LAD, 16 inn., 4/13/99

### TOTAL BASES, OPPONENTS, EXTRA-INNINGS

29	3x (last: vs. TEX, 12 inn, 6/25/09)
27	4x vs. LAD, 15 inn., 8/25/06
26	3x (last: @ LAD, 11 inn., 4/14/10)
25	3x (last: @ SD, 15 inn., 4/29/05)
24	2x (last: vs. COL, 10 inn., 8/31/07)

### FEWEST TOTAL BASES, D-BACKS

0	2x (A. Sanchez no-hitter 9/6/06; J. Jimenez no-hitter, 6/25/1999)
1	3x (last: @ LAD, 7/7/04)
2	10x (last: @ SF, 5/28/10)
3	28x (last: vs. COL, 8/22/10)
4	34x (last: vs. SF, 7/22/10)

### FEWEST TOTAL BASES, OPPONENTS

0	2x (last: @ TB, E. Jackson no-hitter, 6/25/10)
1	7x (last: @ PIT, 8/4/09)
2	10x (last: vs. CHI, 4/29/09)
3	11x (last: @ TB, 6/27/10)
4	36x (last: vs. LAD, 9/25/10)

### FEWEST TOTAL BASES, D-BACKS, EXTRA-INNINGS

3	@ SF, 10 inn., 5/28/02
4	@ LAD, 10 inn., 6/1/10
6	2x (last: SF, 11 inn., 9/6/10)
7	2x (last: CIN, 10 inn., 7/2/09)
8	8x (last: LAD, 14 inn., 6/2/10)

### FEWEST TOTAL BASES, OPPONENTS, EXTRA-INNINGS

3	2x (last: @ SF, 10 inn., 5/28/02)
5	2x (last: @ STL, 10 inn., 7/3/99)
6	3x (last: vs. SD, 10 inn., 9/25/05)
7	3x (last: vs. LAD, 15 inn., 7/25/03)
8	6x (last: @ MIL, 10 inn., 8/9/10)

### MOST SACRIFICE FLIES, D-BACKS

4	vs. PIT, 5/18/03
3	5x (last: vs. COL, 4/12/08)
2	64x (last: vs. LAD, 9/25/10)

### MOST SACRIFICE FLIES, D-BACKS, EXTRA-INNINGS

3	@ LAD, 4/14/10
2	5x (last: @ SD, 6/7/09)

### MOST SACRIFICE BUNTS, D-BACKS

3	4x (last: vs. PIT, 5/22/06)
2	80x (last: @ SF, 9/29/10)

### MOST SACRIFICE BUNTS, D-BACKS, EXTRA-INNINGS

4	vs. LAD, 15 inn., 8/25/06
3	5x (last: @ SD, 18 inn., 6/7/09)
2	30x (last: @ LAD, 4/15/10)

### MOST LEFT ON BASE, D-BACKS

16	4x (last: vs. STL, 6/11/10)
15	2x (last: @ CHI, 7/28/05)
14	7x (last: vs. SF, 7/23/10)
13	26x (last: vs. STL, 4/20/10)
12	51x (last: @ SF, 9/29/10)

### MOST LEFT ON BASE, OPPONENTS

15	3x (last: @ SF, 9/9/08)
14	7x (last: @ STL, 6/30/10)
13	16x (last: @ KC, 6/17/09)
12	48x (last: @ TB, 6/26/10)
11	66x (last: vs. STL, 6/13/10)



## CLUB BATTING GAME (CONT.)

### MOST LEFT ON BASE, BOTH CLUBS

27	2x (last: vs. HOU 15, ARI 12; 8/4/06)
26	2x (last: @ PIT 10, ARI 16; 5/10/06)
25	4x (last: @ LAD 9, ARI 16; 4/30/07)
24	10x (last: vs. NYM 10, ARI 14; 8/12/09)
23	13x (last: vs. SF 9, ARI 14; 7/23/10)

### FEWEST LEFT ON BASE, D-BACKS

0	2x (last: vs. LAD, 4/10/01)
1	10x (last: @ ATL, 5/16/10)
2	41x (last: vs. SF, 9/7/10)

### FEWEST LEFT ON BASE, OPPONENTS

0	4x (last: vs. STL, 7/6/05)
1	14x (last: vs. STL, 6/11/10)
2	56x (last: vs. FLA, 7/11/10)

### MOST LEFT ON BASE, D-BACKS, EXTRA-INNINGS

21	2x (l: vs. LAD, 15 inn, 8/25/06)
19	2x (last: vs. HOU, 13 inn., 6/5/02)
17	2x (last: vs. CIN, 10 inn., 9/14/08)
16	4x (last: vs. NYM, 14 inn., 7/21/10)
15	5x (last: vs. COL, 16 inn., 9/16/06)

### MOST LEFT ON BASE, OPPONENTS, EXTRA-INNINGS

19	@ SD, 15 inn., 4/29/05
16	4x (last: @ CIN, 10 inn, 7/2/09)
15	3x (last: vs. COL, 10 inn., 8/31/07)
14	5x (last: @ LAD, 10 inn., 4/15/10)
13	7x (last: @ LAD, 11 inn., 4/14/10)

### MOST LEFT ON BASE, BOTH CLUBS, EXTRA-INNINGS

32	vs. LAD, 15 inn., ARI 21, LAD 11; 8/25/06
31	vs. LAD, 16 inn, ARI 21, LAD 10; 4/13/99
30	2x (last: @ CHI, 14 inn., ARI 14, CHI 16; 8/1/03)
29	vs. FLA, 11 inn., ARI 15, FLA 14; 7/18/05
28	2x (last: @ PHI, ARI 16, PHI 12; 7/25/06)

### FEWEST LEFT ON BASE, D-BACKS, EXTRA-INNINGS

2	2x (last: vs. COL, 10 inn., 8/31/07)
3	2x (last: @ ATL, 11 inn., 5/19/04)
4	4x (last: @ SF, 10 inn., 5/28/02)
5	3x (last: @ LAD, 10 inn., 6/1/10)
6	15x (last: vs. CIN, 11 inn., 4/10/07)

### FEWEST LEFT ON BASE, OPPONENTS, EXTRA-INNINGS

2	3x (last: vs. SD, 10 inn., 9/25/05)
3	2x (last: vs. ATL, 11 inn., 7/27/07)
4	5x (last: @ LAD, 10 inn., 8/31/09)
5	11x (last: @ OAK, 11 inn., 5/23/09)
6	14x (last: vs. SD, 10 inn., 5/25/09)

### PINCH HITTERS USED

7	@ SF, 9/6/01
6	7x (last: vs. SD, 9/28/06)
5	26x (last: @ CIN, 9/13/10)
4	many times (last: @ SF, 9/29/10)
3	many times (last: @ LAD, 10/1/10)

### STRIKEOUTS, D-BACKS

18	vs. SD, 4/25/07
16	5x (last: vs. LAD, 7/4/10)
15	4x (last: @ SF, 4/18/09)
14	20x (last: @ SF, 9/29/10)
13	37x (last: @ LAD, 10/2/10)

### STRIKEOUTS, D-BACKS, EXTRA-INNINGS

16	2x (last: vs. NYM, 14 inn, 7/21/10)
15	2x (last: @ SD, 18 inn., 6/7/09)
14	4x (last: vs. SF, 11 inn., 9/6/10)
13	5x (last: vs. CIN, 10 inn., 9/13/08)
12	8x (last: @ LAD, 10 inn., 8/31/09)

### WALKS, D-BACKS

12	@ COL, 9/22/99
11	4x (last: @ ATL, 5/25/08)
10	12x (last: @ MIL, 8/12/10)
9	21x (last: vs. CHI, 7/5/10)
8	31x (last: vs. SF, 7/23/10)

### WALKS, D-BACKS, EXTRA-INNINGS

13	vs. HOU, 13 inn, 6/5/02
12	vs. LAD, 10 inn., 5/26/02
11	@ PHI, 11 inn., 7/25/06
10	6x (last: @ SD, 18 inn., 6/7/09)
9	4x (last: @ LAD, 11 inn., 4/14/10)

### INTENTIONAL WALKS

4	vs. LAD, 9/9/09
3	9x (last: @ SF, 8/27/10)
2	58x (last: vs. LAD, 9/25/10)

### INTENTIONAL WALKS, EXTRA-INNINGS

4	3x (last: @ SD, 18 inn., 6/7/09)
3	7x (last: vs. SD, 10 inn., 5/25/09)
2	25x (last: vs. NYM, 14 inn., 7/21/10)

### HIT BY PITCH

4	3x (last: vs. LAD, 4/8/08)
3	10x (last: vs. COL, 6/4/10)

### STOLEN BASES, D-BACKS

7	@ NYM, 5/19/00
6	vs. ATL, 8/3/00
5	3x (last: vs. CHI, 4/27/09)
4	10x (last: vs. COL, 6/5/10)
3	47x (last: @ MIL, 8/10/10)

### STOLEN BASES, OPPONENTS

6	@ SD, 11 inn, 4/25/99
---	-----------------------

## CLUB PITCHING GAME

### PITCHERS USED, 9-INNINGS

8	6x (last: vs. LAD, 9/23/07)
7	13x (last: vs. COL, 9/23/10)
6	99x (last: @ LAD, 10/1/10)
5	many times (last: @ LAD, 10/3/10)
4	many times (last: @ SF, 9/30/10)

### PITCHERS USED, EXTRA-INNINGS

10	vs. COL, 16.0 inn., 9/16/06
9	vs. TEX, 12 inn, 6/25/09
8	7x (last: @ LAD, 11 inn., 4/14/10)
7	13x (last: @ PIT, 12 inn., 8/6/09)
6	38x (last: vs. NYM, 14.0 inn., 7/21/10)

### STRIKEOUTS, 9-INNINGS, HOME

17	4x (last: vs. MIL, 9/14/02)
16	7x (last: vs. CIN, 8/20/04)
15	8x (last: vs. COL, 7/25/04)
14	13x (last: vs. COL, 6/4/10)
13	23x (last: vs. COL, 9/26/08)

### STRIKEOUTS, 9-INNINGS, ROAD

18	@ HOU, 7/4/1
17	5x (last: @ FLA, 4/28/02)
16	6x (last: @ FLA, 5/21/09)
15	6x (last: @ NYM, 8/15/04)
14	8x (last: @ COL, 4/2/07)

### STRIKEOUTS, EXTRA-INNINGS, HOME

21	vs. CIN, 11 inn, 5/8/01
16	2x (last: vs. NYM, 7/21/10)
15	vs. LAD, 8/31/04
13	3x (last: vs. CIN, 9/14/08)
12	9x (last: vs. COL, 9/16/06)

### STRIKEOUTS, EXTRA-INNINGS, ROAD

21	2x (last: @ MIL, 15 inn, 4/2/04)
19	@ SD, 9/2/01
16	5x (last: @ CIN, 7/8/07)
15	2x (last: @ CHI, 8/1/03)
14	5x (last: @ SD, 9/14/09)

### STRIKEOUTS, DOUBLEHEADER

27	@ NYM, 4/27/03
----	----------------

### WALKS, 9-INNINGS

11	3x (last: @ TB, 6/26/10)
10	10x (last: @ COL, 9/6/09)
9	17x (last: vs. COL, 9/23/10)
8	28x (last: @ STL, 6/29/10)
7	71x (last: @ PIT, 9/18/10)

### WALKS, EXTRA-INNINGS

13	vs. NYY, 10 inn, 6/23/10
10	6x (last: @ WAS, 9/2/06)
9	6x (last: @ PHI, 7/11/08)
8	10x (last: @ Florida, 5/20/09)
7	12x (last: @ SD, 9/16/09)

### HIT BATSMEN

4	2x (last: vs. COL, 4/13/08)
3	22x (last: vs. CIN, 8/17/10)
2	many times (last: @ LAD, 10/1/10)
1	many times (last: @ LAD, 10/3/10)

## CLUB FIELDING GAME

### GROUNDING INTO DOUBLE PLAYS TURNED, D-BACKS

5	3x (last: vs. NYY, 6/23/10)
4	18x (last: @ SD, 5/6/09)
3	many times (last: vs. CIN, 8/17/10)
2	many times (last: @ LAD, 10/3/10)
1	many times (last: @ LAD, 10/2/10)

### GROUNDING INTO DOUBLE PLAYS TURNED, OPPONENTS

5	2x (last: @ STL, 7/5/07)
4	9x (last: @ OAK, 5/24/09)
3	55x (last: vs. LAD, 9/25/10)
2	many times (last: @ PIT, 9/17/10)
1	many times (last: @ LAD, 10/1/10)

### GROUNDING INTO DOUBLE PLAYS TURNED, BOTH CLUBS

7	@ LAA, 13 inn, LAA 5, ARI 3; 6/13/99
6	7x (last: vs. WAS, ARI 3, WAS 3; 8/4/10)
5	31x (last: vs. FLA, D-backs 2, Marlins 3; 7/11/10)
4	many times (last: vs. LAD, D-backs 1, Dodgers 3; 9/25/10)
3	many times (last: @ PIT, Pirates 1, D-backs 2; 9/18/10)

### TRIPLE PLAYS TURNED, D-BACKS

1	2x (last: @ LAD, 5/4/09)
---	--------------------------

### ERRORS, D-BACKS

6	vs. LAD, 7/3/10
5	vs. HOU, 6/27/00
4	17x (last: vs. LAA, 6/28/09)
3	51x (last: @ MIL, 8/12/10)
2	many times (last: @ COL, 9/10/10)



## CLUB FIELDING GAME (CONT.)

### ERRORS, OPPONENTS

- 5 3x (last: @ HOU, 5/19/05)  
4 8x (last: @ ATL, 8/16/03)  
3 51x (last: vs. WAS, 8/5/10)  
2 many times (last: @ SF, 8/28/10)

### ERRORS, BOTH CLUBS

- 7 2x (last: @ ATL, 9/5/00)  
6 3x (last: vs. LAD, 7/3/10)  
5 25x (last: @ FLA, 5/19/09)  
4 75x (last: vs. WAS, 8/5/10)  
3 many times (last: @ SF, 8/28/10)

## INDIVIDUAL BATTING GAME

### HITS, 9-INNING GAME

- 5 9x (last: Stephen Drew (cycle), vs. STL, 9/1/08)  
4 many times (last: Stephen Drew, @ SF, 8/29/10)

### HITS, EXTRA-INNING GAME

- 5 4x (last: Justin Upton, @ SD, 9/16/09)  
4 23x (last: Rusty Ryal, vs. NYM, 7/21/10)

### RUNS SCORED

- 4 18x (last: Justin Upton, vs. NYY, 6/21/10)  
3 many times (last: Chris Young, vs. SD, 8/30/10)  
2 many times (last: Stephen Drew, Adam LaRoche & Chris Young, @ LAD, 10/1/10)

### AT-BATS, 9-INNING GAME

- 6 many times (last: Stephen Drew, @ PIT, 9/4/09)

### AT-BATS, EXTRA-INNING GAME

- 9 Eric Byrnes, vs. LAD, 15 inn, 8/25/06  
8 14x (last: Stephen Drew, @ SD, 6/7/09)  
7 28x (last: Augie Ojeda, vs. NYM, 7/21/10)

### HIT FOR CYCLE

- Luis Gonzalez, @ HOU, 7/5/00  
Greg Colbrunn, @ SD, 9/18/02  
Stephen Drew, vs. STL, 9/1/08  
Kelly Johnson, vs. SF, 7/23/10

### SINGLES

- 5 2x (last: Craig Counsell, vs. COL, 8/7/05)  
4 19x (last: Kelly Johnson, @ SF, 5/30/10)  
3 many times (last: Cole Gillespie, vs. COL, 9/23/10)

### DOUBLES

- 3 18x (last: Kelly Johnson, vs. STL, 4/20/10)  
2 many times (last: Gerardo Parra, @ PIT, 9/17/10)

### TRIPLES

- 2 4x (last: Conor Jackson, vs. SD, 4/18/08)

### HOME RUNS

- 3 8x (last: Chris Young, @ COL, 9/6/09)  
2 many times (last: Mark Reynolds, vs. SD, 8/30/10)

### RUNS BATTED IN

- 9 Erubiel Durazo, vs. PHI, 5/17/02  
7 3x (last: Damion Easley, @ Braves, 6/3/06)  
6 9x (last: Adam LaRoche, @ NYM, 8/1/10)  
5 46x (last: Mark Reynolds, vs. SD, 8/30/10)  
4 many times (last: Stephen Drew, vs. COL, 9/23/10)

### TOTAL BASES

- 15 Shea Hillenbrand, vs. COL, 7/7/03  
14 2x (last: Greg Colbrunn, @ SD, 9/18/02)  
13 2x (last: Mark Reynolds, vs. HOU, 5/25/07)  
12 7x (last: Chris Young, @ COL, 9/6/09)  
11 6x (last: Conor Jackson, vs. SD, 4/18/08)

### EXTRA-BASE HITS

- 4 7x (last: Stephen Drew, @ SD, 8/25/10)  
3 74x (last: Adam LaRoche, @ NYM, 8/1/10)

### STOLEN BASES

- 4 2x, (last: Mark Reynolds, @ FLA, Game 1, 5/20/09)  
3 4x (last: Chris Young, vs. COL, 6/5/10)  
2 64x (last: Chris Young, @ MIL, 8/10/10)

### WALKS

- 4 7x (last: Kelly Johnson, vs. COL, 6/4/10)  
3 92x (last: Chris Young, @ SF, 8/28/10)

### GROUNDING INTO DOUBLE PLAY

- 2 34x (last: Tony Clark, vs. SD, 7/6/09)

### HIT BY PITCH

- 2 19x (last: Mark Reynolds, vs. COL, 6/4/10)

### RBI BY PITCHER

- 6 Micah Owings, @ ATL, 8/18/07  
3 6x (last: Daniel Hudson, @ MIL, 8/11/10)  
2 39x (last: Daniel Hudson, @ NYM, 8/1/10)

## INDIVIDUAL PITCHING GAME

### STRIKEOUTS, STARTER

- 20 Randy Johnson, vs. CIN, 5/8/01  
17 4x (last: Randy Johnson vs. MIL, 9/14/02)  
16 4x (last: Randy Johnson, vs. CHI, 8/25/02)  
15 3x (last: Randy Johnson, vs. LAD, 8/31/04)  
14 15x (last: Randy Johnson, vs. CIN, 8/20/04)

### STRIKEOUTS, RELIEVER

- 16 Randy Johnson, @ SD, 7/18/01  
12 Omar Daal, @ PIT, 9/1/98  
11 Omar Daal, vs. CHI, 6/8/99  
9 3x (last: Albie Lopez, @ SD, 9/1/01)  
8 2x (last: Albie Lopez, @ MIL, 10/5/01)

### STRIKEOUTS, ROOKIE

- 11 3x (last: Max Scherzer, @ LAD, 9/7/08)  
10 3x (last: Daniel Hudson, vs. CIN, 8/17/10)  
9 5x (last: Daniel Hudson, vs. COL, 8/22/10)  
8 15x (last: Daniel Hudson, @ CIN, 9/14/10)  
7 13x (last: Cesar Valdez, vs. MIL, 5/8/10)

### HOME RUNS ALLOWED

- 5 Casey Daigle, vs. STL, 4/9/04  
4 15x (last: Barry Enright, @ CIN, 9/13/10)  
3 69x (last: Barry Enright, @ SF, 9/30/10)  
2 many times (last: Rodrigo Lopez, vs. COL, 9/22/10)

### INNINGS PITCHED, STARTER

- 9.0 many times (last: Joe Saunders, vs. WAS, 8/3/10)  
8.2 3x (last: Daniel Hudson, vs. LAD, 9/25/10)  
8.1 9x (last: Randy Johnson, @ NYM, 8/15/04)  
8.0 many times (last: Barry Enright, vs. LAD, 9/24/10)  
7.2 39x (last: Daniel Hudson, vs. SD, 8/6/10)

### INNINGS PITCHED, RELIEVER

- 7.0 Randy Johnson, @ SD, 7/18/01

### HIT BATSMEN

- 3 6x (last: Ian Kennedy, @ MIL, 8/9/10)  
2 61x (last: Daniel Hudson, @ SF, 8/28/10)

### WILD PITCHES

- 3 5x (last: Edwin Jackson, @ SF, 5/28/10)  
2 52x (last: Ian Kennedy, vs. COL, 8/20/10)

### RUNS, STARTER

- 10 5x (last: Edwin Jackson, @ COL, 4/27/10)  
9 16x (last: Joe Saunders, @ SD, 8/25/10)  
8 39x (last: Dan Haren, @ COL, 5/27/10)  
7 89x (last: Joe Saunders, @ CIN, 9/15/10)  
6 many times (last: Barry Enright, @ PIT, 9/18/10)

### RUNS, RELIEVER

- 10 Eddie Oropesa, vs. LAD, 9/2/02  
8 Omar Daal, @ COL, 6/18/00  
7 3x (last: Leo Rosales, @ COL, 4/28/10)  
6 7x (last: Bobby Korecky, vs. CIN, 5/11/09)  
5 25x (last: Esmerling Vasquez, vs. NYY, 6/22/10)

### EARNED RUNS, STARTER

- 10 4x (last: Edwin Jackson, @ COL, 4/27/10)  
9 8x (last: Juan Cruz, vs. SD, 5/17/06)  
8 30x (last: Dan Haren, @ COL, 5/27/10)  
7 76x (last: Rodrigo Lopez, @ MIL, 8/12/10)  
6 many times (last: Barry Enright, @ PIT, 9/18/10)

### EARNED RUNS, RELIEVER

- 10 Eddie Oropesa, vs. LAD, 9/2/02  
8 Omar Daal, @ COL, 6/18/00  
7 3x (last: Leo Rosales, @ COL, 4/28/10)  
6 7x (last: Bobby Korecky, vs. CIN, 5/11/09)  
5 25x (last: Esmerling Vasquez, vs. NYY, 6/22/10)

## CLUB BATTING INNING

### PLATE APPEARANCES

- 16 vs. PIT, 4th inn, 4/11/10  
13 vs. LAD, 5th inn., 5/2/06  
12 9x (last: vs. SF, 3rd inn., 9/22/09)  
11 30x (last: @ SF, 1st inn., 8/28/10)  
10 70x (last: vs. SD, 5th inn., 8/31/10)

## CLUB BATTING INNING (CONT.)

### RUNS

13	vs. PIT, 4th inn, 4/11/10
8	8x (last: @ PHI, 4th inn, 7/12/08)
7	19x (last: @ CHI, 7th inn., 4/29/10)
6	45x (last: @ SF, 1st inn., 8/28/10)
5	many times (last: vs. SD, 5th inn., 8/31/10)

### HITS

7	6x (last: vs. PIT, 4th inn, 4/11/10)
8	16x (last: vs. SF, 3rd inn., 9/22/09)
6	49x (last: vs. NYY, 1st inn., 6/21/10)
5	many times (last: @ CIN, 4th inn., 9/14/10)
4	many times (last: vs. LAD, 8th inn., 9/26/10)

### HOME RUNS

4	@ MIL, 4th inn, 8/11/10
3	18x (last: vs. NYY, 1st inn., 6/21/10)
2	many times (last: vs. LAD, 8th inn., 9/26/10)

### STOLEN BASES

3	7x (last: @ SD, 7th inn., 4/26/06)
2	69x (last: @ SD, 7th inn., 7/17/10)

## CLUB PITCHING INNING

### RUNS ALLOWED

11	@ TEX, 5th inn, 6/23/98
10	6x (last: vs. FLA, 8th inn., 7/9/09)
9	3x (last: vs. SD, 1st inn., 5/17/06)
8	8x (last: vs. LAA, 2nd inn., 6/26/09)
7	18x (last: LAD, 8th inn., 5/11/10)

### HITS ALLOWED

10	@ STL, 7th inn, 9/23/02
9	3x (last: vs. STL, 5th inn., 4/6/01)
8	6x (last: vs. FLA, 8th inn., 7/9/09)
7	12x (last: vs. LAA, 2nd inn., 6/26/09)
6	61x (last: @ SD, 4th inn., 7/16/10)

### HOME RUNS ALLOWED

3	10x (last: @ COL, 7th inn, 5/27/10)
2	many times (last: vs. COL, 1st inn., 9/22/10)

## CLUB FIELDING INNING

### ERRORS

3	11x (last: vs. LAD, 3rd inn, 7/3/10)
2	89x (last: @ SD, 3rd inn., 8/25/10)

## CONSECUTIVE RECORDS

### CLUB GENERAL

#### GAMES WON

12	6/18-30/03
9	3x (last: 8/10-19/01)
8	4x (last: 4/4-12/08)
7	7x (last: 4/30-5/6/06)
6	6x (last: 9/4-10/07)

#### GAMES WON, HOME

11	2x (last: 6/7-7/9/03)
9	8/5-29/00
7	3x (last: 4/10-24/05)
6	4x (last: 7/23-28/07)
5	8x (last: 5/8-16/08)

#### GAMES WON, ROAD

9	8/3 (gm1)-17/02
8	7/20-31/99
7	5/25-6/8/01
6	3x (last: 5/19-6/1/07)
5	9x (last: 8/2-6/09)

#### GAMES LOST

14	7/9-25/04
11	6/18-29/04
10	5/23-6/2/10
9	8/5-14/04
8	5/5-13/98

#### GAMES LOST, HOME

11	7/15-25/04
7	6/5-11/06
6	4x (last: 5/7-12/10)
5	10x (last: 7/22-8/2/10)
4	12x (last: 9/4-7/10)

#### GAMES LOST, ROAD

14	5/18-6/18/10
11	8/17-9/19/08
10	7/19-8/1/03
9	3x (last: 8/7-22/09)
8	2x (last: 8/20-9/4/06)

## CLUB BATTING CONSECUTIVE

### HITS IN ONE GAME, D-BACKS

7	3x (last: @ SD, 6th inn, 9/24/04)
6	10x (last: vs. Hou, 3rd inn., 8/28/09)

### HITS IN ONE GAME, OPPONENTS

9	@ STL, 7th inn, 9/23/02
7	2x (last: vs. ATL, 8th-9th inn., 9/23/98)
6	2x (last: vs. TOR, 5th inn., 5/23/10)

### HOME RUNS HIT, D-BACKS

4	@ MIL, 4th inn, 8/11/10
3	3x (last: Montreal, 1st inn., 5/3/02)
2	85x (last: @ CIN, 9/13/10)

### HOME RUNS HIT, OPPONENTS

3	2x (last: @ COL, 7th inn, 5/27/10)
2	78x (last: vs. COL, 9/22/10)

### GAMES HITTING A HOME RUN, D-BACKS

13	9/17-30/99 (21 HR)
12	3x (last: 7/20-8/1/09; 20 HR)
11	2x (last: 7/18-28/07; 16 HR)
10	4x (last: 6/15-25/03; 14 HR)
8	13x (last: 8/25-9/1/10; 13 HR)

### GAMES HITTING A HOME RUN, OPPONENTS

15	5/26-6/12/99 (21 HR)
12	5/20-6/1/10 (27 HR)
11	3x (last: 4/10-21/10; 20 HR)
10	5/19-27/09 (16 HR)
9	5x (last: 8/10-19/10; 13 HR)

## GAMES WITH AN EXTRA-BASE HIT

91	4/14-7/26/98
77	5/24-8/19/07
71	6/3-8/20/06
52	4/28-6/24/99
45	5/6-6/24/01
43	7/6-8/23/02

## GAMES STEALING A BASE

10	7/13-22/07
9	7/3-14/02
7	2x (last: 8/7-14/00)
6	4/19-25/99
5	4x (last: 5/19-22/09)

## CLUB PITCHING CONSECUTIVE

### SCORELESS INNINGS PITCHED, D-BACKS

31.0	7/24-27/02
23.0	7/25-27/03
22.0	6/13-15/99
20.0	2x (last: 7/26-29/05)
19.0	3x (last: 5/31-6/2/08)

### SCORELESS INNINGS PITCHED, OPPONENTS

31.0	6/1-3/10
23.0	2x (last: 6/30-7/3/02)
21.0	2x (last: 5/28-31/04)
20.0	8/21-24/10
19.0	9/18-20/98

### SCORELESS INNINGS VS. ONE CLUB

28.0	2x (last: vs. PIT, 7/25-8/5/09)
23.0	2x (last: vs. LAD, 7/25-27/03)
21.0	@ SF, 5/28-30/01
19.0	2x (last: vs. PIT, 5/8-14/02)
18.0	4x (last: @ HOU, 5/3-5/10)

### HITLESS INNINGS AT START OF GAME

9.0	Randy Johnson, perfect game, @ ATL, 5/18/04
	Edwin Jackson, @ TB, 6/25/10

## CLUB FIELDING CONSECUTIVE

### GAMES GROUNDING INTO DOUBLE PLAY, OPPONENTS

17	5/7-27/06
12	9/14-26/10
11	7/31-8/12/04
9	5x (last: 7/9-21/06)
8	2x (last: 5/25-6/1/09)

### GAMES GROUNDING INTO DOUBLE PLAY, D-BACKS

10	6/1-11/00
9	4x (last: 4/5-15/10)
8	4x (last: 9/15-23/06)
7	7x (last: 6/23-30/10)
6	11x (last: 5/5-10/10)

### GAMES WITHOUT AN ERROR

9	2x (last: 9/17-27/05)
8	5x (last: 8/31-9/8/10)
7	5x (last: 8/18-24/05)
6	13x (last: 9/16-22/10)
5	14x (last: 4/8-13/08)

### INNINGS WITHOUT AN ERROR

95.0	9/16-28/05
91.0	4/21-5/1/05
87.1+	7/18-28/99
	(extra-inning game ended with 1 out)
82.1	9/11-21/99
79.0	9/12-20/98

### GAMES COMMITTING AN ERROR

8	8/29-9/7/04
7	2x (last: 6/18-24/99)
6	6x (last: 8/15-21/10)
5	9x (last: 6/28-7/3/10)
4	27x (last: 8/5-8/10)

## INDIVIDUAL GENERAL CONSECUTIVE

### GAMES PLAYED, ONE SEASON

162	Luis Gonzalez, 2000 & 2001
160	Eric Byrnes, 2007; Chris Young, 2008
158	Shawn Green, 2005
157	Orlando Hudson, 2006
156	3x (last: Chris Young, 2010)
<b>SUCCESSFUL STOLEN BASE ATTEMPTS, SINGLE SEASON</b>	
30	Eric Byrnes, 7/4-9/18/07
16	Tony Womack, 5/20-6/29/99
15	Tony Womack, 7/29-8/19/00
14	2x (last: 6/20/13/06)
13	Travis Lee, 5/11-7/10/99

## INDIVIDUAL BATTING CONSECUTIVE

### GAMES WITH ONE OR MORE HITS

30	Luis Gonzalez, 4/11-5/18/99
24	Tony Womack, 5/2-20/00
21	Danny Bautista, 4/7-30/04
19	Matt Williams, 5-26-6/18/99
18	3x (last: Justin Upton, 4/24-5/11/09)

### HITS WITHOUT MAKING AN OUT

7	4x (last: Eric Byrnes, 6/19-20/07)
---	------------------------------------

### GAMES HITTING HOME RUNS

4	4x (last: Mark Reynolds, 8/6-9/09)
3	31x (last: Kelly Johnson, 9/21-23/10)

### TIMES REACHING BASE SAFELY

9	Raul Mondesi, 8/23-25/03
9	Mark Reynolds, 9/21-23/07
9	Greg Colbrunn, 4/22-30/00
8	6x (last: Ryan Roberts, 8/23-26/09)

### AT-BATS HITTING HOME RUNS

3	Steve Finley, 9/8/99
3	Shea Hillenbrand, 7/7/03
3	Luis Gonzalez, 5/10/04
3	Damion Easley, 6/3/06
3	Chris Young, 9/6/09
3	Mark Reynolds, 8/1-3/09

### PINCH-HITS

5	Tony Abreu, 9/10-10/1/10
5	Tony Clark, 5/27-6/7/05
4	4x (last: Chad Tracy, 7/6-27/09)

## INDIVIDUAL PITCHING CONSECUTIVE

### WINNING DECISIONS

11	Brandon Webb, 9/22/07-5/15/08
9	Randy Johnson, 9/24/99-5/5/00
8	Randy Johnson, 9/27/01-4/26/02
6	6x (last: Brandon Webb, 7/26-8/21/08)

5	6x (last: Randy Johnson, 7/6-8/1/08)
---	--------------------------------------

### WINNING DECISIONS, STARTER

11	Brandon Webb, 9/22/07-5/15/08
9	Randy Johnson, 9/24/99-5/5/00
8	Randy Johnson, 9/27/01-4/26/02
6	6x (last: Brandon Webb, 7/26-8/21/08)

5	6x (last: Randy Johnson, 7/6-8/1/08)
---	--------------------------------------

### WINNING DECISIONS, RELIEVER

7	Stephen Randolph, 6/7-8/13/03)
6	Gregg Olson, 7/8-9/25/99
5	Dan Plesac, 6/11-9/13/00
4	11x (last: Juan Cruz, 4/19-9/26/08)
3	16x (last: Tony Pena, 4/6-5/1/09)

### WINNING DECISIONS, ROOKIE

7	Stephen Randolph, 6/7-8/13/03
5	Barry Enright, 7/20-9/1/10)
4	6x (last: Daniel Hudson, 8/28-9/25/10)
3	8x (last: Doug Slaten, 5/19-6/15/07)

### LOSING DECISIONS

9	Edgar Gonzalez, 6/5-9/9/04
7	3x (last: Rodrigo Lopez, 7/17-9/11/10)
6	7x (last: Juan Gutierrez, 4/16-7/31/10)
5	14x (last: Barry Enright, 9/7-3-/10)
4	27x (last: Edwin Jackson, 7/7-28/10)

### COMPLETE GAMES

3	3x (last: Brandon Webb, 8/5-17/07)
2	11x (last: Brandon Webb, 9/9-15/06)

### HITLESS INNINGS TO START A GAME

9.0	Edwin Jackson, @ TB, 6/25/10
	Randy Johnson (perfect game), @ ATL, 5/18/04
8.1	Andy Benes, @ CIN, 9/13/98
7.2	Curt Schilling (2.0 IP) and Randy Johnson (5.2 IP), @ SD, 7/18/01
7.1	Curt Schilling, @ SD, 5/26/01
7.0	Yusmeiro Petit, @ PIT, 8/4/09

### PERFECT INNINGS TO START A GAME

9.0	Randy Johnson (perfect game), @ ATL, 5/18/04
7.1	Curt Schilling, @ SD, 5/26/01
6.2	Miguel Batista, @ OAK, 7/1/06
6.2	Doug Davis, @ SD, 7/29/98
<b>SCORELESS INNINGS, STARTER</b>	
42.0	Brandon Webb, 7/20-8/17/07
25.0	Brandon Webb, 5/20-31/06
23.1	Andy Benes, 9/13-27/98
18.0	Curt Schilling, 5/9-14/03
17.0	2x (last: Ian Kennedy, 8/31-9/12/10)

### SCORELESS INNINGS, RELIEVER

25.0	Brandon Lyon, 4/9-6/12/08
21.0	Willie Banks, 6/25-8/23/98
20.2	Matt Mantei, 6/30-8/25/03
20.0	Jose Valverde, 9/4/05-4/14/06
18.0	Greg Swindell, 5/29-7/4/00

### STRIKEOUTS, SINGLE GAME, STARTER

7	Randy Johnson, 5/8/01
	Randy Johnson, 7/4/01
	Randy Johnson, 7/18/01
	Curt Schilling, 7/21/01

### STRIKEOUTS TO START A GAME

6	Randy Johnson, @ NYM, 8/5/02
	Randy Johnson, vs. PHI, 5/9/07
5	Randy Johnson, vs. MIL, 7/20/00
4	Randy Johnson, @ ATL, 8/20/00
	Curt Schilling, @ PHI, 5/14/03

### STRIKEOUTS, MULTIPLE GAMES

8	Byung-Hyun Kim, 5/4-7/02
	Matt Mantei, 7/27-8/3/00
	Byung-Hyun Kim, 6/21-26/00
	Byung-Hyun Kim, 5/3-9/00
7	4x (last: Juan Cruz, 9/6-16/06)

### BATTERS RETIRED, SINGLE GAME

27	Randy Johnson (perfect game), @ ATL, 5/18/04
22	Curt Schilling, @ SD, 5/26/01
21	Armando Reynoso, @ COL, 9/28/00
20	Doug Davis, @ SD, 7/29/08
	Miguel Batista, @ OAK, 7/1/06

### BATTERS RETIRED, MULTIPLE GAMES

39	Randy Johnson, 5/12-23/04
24	Doug Davis, 7/23-29/08
23	Curt Schilling, 5/21-26/01
	Miguel Batista, 6/25-7/1/06
22	Willie Banks, 7/14-29/98
	Dan Haren, 6/24-30/09

### GAMES SAVED

4	Jose Valverde, 9/5-9/07
3	15x (last: Juan Gutierrez, 8/31-9/3/10)
2	61x (last: Juan Gutierrez, 9/25-26/10)

## INDIVIDUAL FIELDING CONSECUTIVE

### ERRORLESS GAMES, PITCHER

225	Greg Swindell, 4/5/99-9/23/02
177	Jose Valverde, 5/29/04-9/28/07
150	Brandon Lyon, 4/5/05-8/1/07
133	Mike Myers, 4/2/02-9/28/03
131	Matt Mantei, 6/29/00-5/8/04

### ERRORLESS GAMES, CATCHER

240	Chris Snyder, 8/22/07-6/5/10
146	Rod Barajas, 4/13/02-9/27/03
98	Damian Miller, 9/2/01-8/28/02
90	Chris Snyder, 9/8/06-8/18/07
88	Chris Snyder, 7/20/05-8/27/06

### ERRORLESS GAMES, FIRST BASE

65	Travis Lee, 6/6/99-6/12/00
62	Chad Tracy, 5/2/05-9/15/06
61	Greg Colbrunn, 6/2/00-9/18/00
	Travis Lee, 3/31/98-6/7/98
60	Lyle Overbay, 3/31/03-7/7/03
54	Travis Lee, 6/26/98-9/19/98

### ERRORLESS GAMES, SECOND BASE

120	Augie Ojeda, 6/15/07-8/12/10
86	Craig Counsell, 6/26/01-5/5/05
55	Craig Counsell, 7/26/05-9/29/06
53	Kelly Johnson, 7/16-9/11/10
51	Junior Spivey, 9/17/02-5/26/03

### ERRORLESS GAMES, THIRD BASE

47	Craig Counsell, 7/11/02-8/17/03
42	Augie Ojeda, 6/19/07-5/19/09
	Chad Tracy, 9/25/04-5/13/06
	Matt Williams, 8/20/98-4/12/99
41	Matt Williams, 7/4/99-8/21/99
40	Matt Williams, 8/29/01-8/4/02
38	Matt Williams, 5/20-7/2/99

### ERRORLESS GAMES, SHORTSTOP

44	Stephen Drew, 5/2-6/23/10
34	Stephen Drew, 5/3-6/13/07
32	Stephen Drew, 6/17-7/27/09
	Stephen Drew, 9/12/08-5/19/09
	Tony Womack, 7/18-8/30/02
29	Stephen Drew, 6/23/-7/30/08
27	Craig Counsell, 4/11-7/27/01
	Royce Clayton, 7/31-8/30/05

### ERRORLESS GAMES, OUTFIELDER

204	Luis Gonzalez, 9/6/00-4/19/02
165	Shawn Green, 4/4/05-4/16/06
141	Luis Gonzalez, 9/13/05-9/2/06
130	Eric Byrnes, 5/14/06-4/20/07
125	Steve Finley, 5/27/01-5/16/02

## FRANCHISE FIRSTS

### TEAM

**GAME:** March 31, 1998 vs. Colorado.  
**TIME OF GAME:** 2:50, March 31, 1998 vs. Colorado.  
**ROOF OPENING:** 7:45 p.m., March 31, 1998.  
**WIN:** April 5, 1998 vs. San Francisco, 3-2.  
**LOSS:** March 31, 1998 vs. Colorado, 9-2.  
**ROAD WIN:** April 8, 1998 @ Los Angeles, 3-0.  
**ROAD LOSS:** April 7, 1998 @ Los Angeles, 9-1.  
**EXTRA-INNING GAME WIN:** April 25, 1998 @ Florida, 11 innings (4-3).  
**SHUTOUT:** April 8, 1998 @ Los Angeles, Brian Anderson (8.0 IP) & Felix Rodriguez (1.0 IP), 8-hitter.  
**RAINOUT:** April 15, 1998 @ St. Louis, rescheduled as part of a doubleheader April 16.  
**EJECTION:** Devon White by home plate umpire Angel Hernandez, April 3, 1998 vs. San Francisco, 1st inning.

### BATTING

**BATTER:** Devon White, March 31, 1998 vs. Colorado (struck out swinging by Darryl Kile).  
**BASERUNNER:** Travis Lee, 1st inning, March 31, 1998 vs. Colorado (single off Darryl Kile).  
**HIT:** Travis Lee, single, 1st inning, March 31, 1998 vs. Colorado off Darryl Kile.  
**RUN SCORED:** Travis Lee, 6th inning, March 31, 1998 vs. Colorado.  
**RBI:** Travis Lee, 6th inning, March 31, 1998 vs. Colorado off Darryl Kile.  
**DOUBLE:** Chris Jones, 8th inning, April 2, 1998 vs. Colorado off Mike DeJean.  
**TRIPLE:** Brent Brede, April 3, 1998 vs. San Francisco, 9th inning, off Robb Nen.  
**HOME RUN:** Travis Lee, March 31, 1998 vs. Colorado, 6th inning, off Darryl Kile.  
**GRAND SLAM:** Matt Williams, April 14, 1998 @ St. Louis, 4th inning, off Kent Mercker.  
**HOME RUN (by pitcher):** Andy Benes, April 10, 1998 @ San Diego, 2nd inn., off Kevin Brown.  
**TWO HOME RUNS IN A GAME:** Matt Williams, April 25, 1998 @ Florida.  
**FIRST INNING LEADOFF HOME RUN:** Devon White, May 1, 1998 @ Montreal, off Javier Vazquez.  
**HOME RUN INTO THE POOL:** Mark Grace, May 12, 1998, 6th inning, off Andy Benes.  
**D-BACK HOME RUN INTO THE POOL:** Devon White, May 16, 1998 vs. Pittsburgh, 1st inn., off Jason Schmidt.  
**HOME RUN INTO FRIDAY'S FRONT ROW:** Yamil Benitez, June 27, 1998 vs. Seattle, 2nd inn., off Jeff Fassero (452 ft.).  
**STOLEN BASE:** Travis Lee, April 1, 1998 vs. Col., 1st inn., off John Thomson and Jeff Reed.  
**STEAL OF HOME:** Andy Fox, August 16, 1998 vs. New York, 1st inn., off Hideo Nomo and Mike Piazza (double steal).  
**PINCH HIT HOME RUN:** Tony Batista, August 3, 1998 @ Chicago, 5th inning, off Don Wengert (2-run).  
**BALL INTO POOL BY D-BACKS:** Matt Williams, April 3, 1998 vs. San Francisco, 6th inning, off Mark Gardner (ground-rule double).  
**HIT BY PITCH:** Jay Bell, April 2, 1998 vs. Colorado, 3rd inning, by Pedro Astacio.

### PITCHING

**PITCH:** Andy Benes, March 31, 1998 vs. Colorado @ 8:22 p.m. to Mike Lansing (ball).  
**LOSING PITCHER:** Andy Benes, March 31 vs. Colorado.  
**WINNING PITCHER:** Andy Benes, April 5 vs. San Francisco.  
**SAVE:** Felix Rodriguez, April 5 vs. San Francisco.  
**STRIKEOUT:** by Andy Benes, Larry Walker, March 31 vs. Colorado, 3rd inning.  
**STRIKE OUT THE SIDE:** Willie Blair, May 3 @ Montreal, 2nd inning.  
**COMPLETE GAME:** Brian Anderson, April 13, 1998 @ San Diego, 8.0 IP (Lost, 1-0).  
**COMPLETE GAME WIN:** Andy Benes, April 16, 1998 @ St. Louis (#2 of DH), 9.0 IP (Won, 8-2).  
**PERFECT GAME:** Randy Johnson, May 18, 2004 @ Atlanta, 9.0 IP (Won, 2-0).  
**COMPLETE GAME SHUTOUT:** July 30, 1998 vs. Chicago, Omar Daal (4-0), 4-hitter.

### DEFENSIVE

**OPPONENT'S ERROR:** Vinny Castilla, April 1, 1998 vs. Colorado, 2nd inning.  
**D-BACKS ERROR:** Edwin Diaz, April 1, 1998 vs. Colorado, 6th inning.

### MISCELLANEOUS

**CEREMONIAL FIRST PITCH:** Richard and Ashley Volpe (6-year old twins randomly selected from the stands, sitting in sec. 331).  
**NATIONAL ANTHEM:** Alice Cooper; Rob Halford, formerly of Judas Priest; Nils Lofgren, of Bruce Springsteen and the E-Street Band band; Dave Mustaine of Megadeath; Kim and Joni Sledge of Sister Sledge; Andy West of the Dixie Dregs; Robin Wilson, formerly of the Gin Blossoms; local stars Alice Tatum and Margo Reed and soul singer Sam Moore.  
**POOL SCUBA DIVERS:** Tim Hattrick and Willy D. Loon, formerly of KNIX radio.  
**INDIAN BLESSING:** Vernon Foster of the American Movement.  
**UMPIRES:** Jim Quick, Dana DeMuth, Gary Darling, Larry Poncino.



# ARIZONA DIAMONDBACKS CHRONOLOGY

## 1990

**June 28:** A bill submitted by Rep. Chris Herstam, R-Phoenix, allowing Maricopa County to assess a quarter-cent sales tax for a baseball-only stadium, passes the Arizona Legislature. The tax can be levied only after a franchise is granted.

## 1993

**July 25:** Major League Baseball talks of adding new teams. Phoenix Suns owner Jerry Colangelo gets assurance from owners that Phoenix and Tampa are the top prospects. He begins a drive for investors and a stadium.

**Nov. 10:** At a jam-packed news conference at America West Arena, Colangelo announces he will put together an ownership group that will apply for a Major League Baseball expansion franchise.

## 1994

**Feb. 17:** Maricopa County Supervisors vote 3-1 for the stadium tax, with one abstention. Baseball owners have until April 1, 1995, to award Phoenix a new franchise, or the stadium financing deal is off.

**June 17:** Ellerbe Becket beats out two other finalists working on the design of the new downtown stadium. A site just south of Jefferson Street and west of 7th Street is selected for the retractable-roof, natural-grass showplace.

**Nov. 2:** At a meeting in Chicago, the expansion committee hears presentations from Colangelo and other would-be ownership groups from Orlando and Tampa-St. Petersburg and two from northern Virginia.

## 1995

**March 9:** At a meeting in Palm Beach, Fla., baseball's owners name the Arizona Diamondbacks and the Tampa Bay Devil Rays the 13th and 14th expansion teams in Major League Baseball history. The franchises are priced at a record \$130 million apiece. Richard H. Dozer is named President and Joe Garagiola Jr. becomes Vice President and General Manager.

**March 11:** Season ticket deposits are first taken at a celebration party on the plaza in front of America West Arena. Despite a soaking rain, more than 2,000 people show up to take part in the team's first official fan celebration.

**April 5:** The D-backs finalize a deal with Bank One that will result in the new downtown stadium carrying the name of Bank One Ballpark.

**Aug. 17:** The D-backs unveil their first farm team, the Lethbridge Mounties, soon to be renamed the Black Diamonds, of Lethbridge, Alberta, Canada in the Pioneer League.

**Nov. 15:** Still two seasons away from Opening Day, the D-backs have a manager. Buck Showalter, who was the AL's Manager of the Year in 1994 with the New York Yankees, leading them to a Wild Card playoff spot in 1995, signs a seven-year contract that will put him in the dugout when the expansion team takes the field in 1998.

**Nov. 16:** Ceremonies, including a game between two Little League teams, celebrate the groundbreaking for the Bank One Ballpark.

## 1996

**May 17:** America West Airlines rolls out a Boeing 757 painted in a D-backs' theme, with a huge baseball logo on the tail. Immediately, fans, staff, sponsors and investors climb on board and head to Denver, where they see the Colorado Rockies defeat the St. Louis Cardinals, 12-11.

**May 31:** The D-backs and Chicago White Sox jointly announce that they will share a new spring-training facility in Tucson, beginning in 1998.

**June 4:** LHP Nick Bierbrodt becomes the team's first-ever choice in the amateur draft.

**June 24:** More than 6,000 fans turn out at Scottsdale Stadium to see the D-backs' Arizona League team make its debut. OF Juan Garcia homers to lead off the first inning and then adds another, but Oakland's rookie league team wins, 15-7.

**Oct. 11:** The D-backs sign Olympic 1B Travis Lee, the second overall choice in the June draft. He and three other players had been declared free agents by Major League Baseball. Three weeks later, another of the four, RHP John Patterson, signs with Arizona.

## 1997

**Jan. 16:** Meeting in Scottsdale, baseball's owners vote to place Arizona in the NL's West Division.

**March 3:** Pitchers and catchers report to Yuma, Ariz., for the D-backs' first minor league spring training camp. Players will be assigned to High Desert in the California League or South Bend in the Midwest League.

**Sept. 12:** Affirming that they are a statewide team, the D-backs sign a player-development contract that makes Tucson the franchise's Triple-A affiliate in the Pacific Coast League.

**Nov. 17:** Jay Bell becomes the D-backs' first Major Leaguer when he signs a five-year contract with Arizona.

**Nov. 18:** Arizona and the Tampa Bay Devil Rays each select 35 players in the MLB Expansion Draft held at Phoenix Civic Plaza. The D-backs' first choice is LHP Brian Anderson of the Cleveland Indians. Here is the complete draft:

### First Round

1. Brian Anderson lhp (Cleveland)
2. Jeff Suppan, rhp (Boston)
3. Gabe Alvarez, inf (San Diego)
4. Jorge Fabregas, c (Chicago-AL)
5. Karim Garcia, of (Los Angeles)
6. Edwin Diaz, inf (Texas)
7. Cory Lidle, rhp (New York-NL)
8. Joel Adamson, lhp (Milwaukee)
9. Ben Ford, rhp (New York-AL)
10. Yamil Pantez, of (Kansas City)
11. Neil Weber, lhp (Montreal)
12. Jason Boyd, rhp (Philadelphia)

13. Brent Brede, of (Minnesota)
14. Tony Batista, inf (Oakland)

### Second Round

1. Tom Martin, rhp (Houston)
2. Omar Daal, lhp (Toronto)
3. Scott Winchester, rhp (Cincinnati)
4. Clint Sodowsky, rhp (Pittsburgh)
5. Danny Klassen, inf (Milwaukee)
6. Matt Drews, rhp (Detroit)
7. Todd Erdos, rhp (San Diego)
8. Chris Clemons, rhp (Chicago-AL)
9. David Dellucci, of (Baltimore)
10. Damian Miller, c (Minnesota)
11. Hector Carrasco, rhp (Kansas City)
12. Hanley Frias, inf (Texas)
13. Bob Wolcott, rhp (Seattle)
14. Mike Bell, inf (Anaheim)

### Third Round

1. Joe Randa, inf (Pittsburgh)
2. Jesus Martinez, lhp (Los Angeles)
3. Russ Springer, rhp (Houston)
4. Bryan Corey, rhp (Detroit)
5. Kelly Stinnett, c (Milwaukee)
6. Chuck McElroy, lhp (Chicago-AL)
7. Marty Janzen, rhp (Toronto)

**Dec. 1:** 3B Matt Williams comes to the D-backs from Cleveland in a headline-making trade that sends 3B Travis Fryman and LHP Tom Martin to the Indians. Williams signs a five-year contract extension through 2003.

## 1998

**Jan. 10:** Single-game tickets go on sale for Opening Day on March 31 against the Colorado Rockies. All tickets are gone before lunch.

**Feb. 13:** Pitchers and catchers take the field at Kino Veterans Memorial Sportspark in Tucson to inaugurate the D-backs' first Major League spring training.

**Feb. 27:** In the D-backs' first Cactus League exhibition game, Edwin Diaz' ninth-inning sacrifice fly scores Kelly Stinnett with the winning run in a 6-5 victory vs. White Sox at Tucson Electric Park.

**March 20:** Jerry Colangelo and county officials break bottles of sparkling water over the rotunda railings to highlight the official dedication ceremony at Bank One Ballpark.

**March 29:** The final exhibition game of the season serves as a trial run for Bank One Ballpark as 49,198 fans see the White Sox defeat Arizona, 3-0.

**March 31:** With 50,179 fans overflowing Bank One Ballpark, the D-backs celebrate the first regular season game in franchise history. The Rockies win, 9-2. Travis Lee collects Arizona's first hit (a first-inning single), first homer, first run and first RBI.

**April 5:** Arizona celebrates its first victory, a 3-2 win vs. Giants that evens Andy Benes' record at 1-1.

**July 30:** Omar Daal pitches the franchise's first complete game shutout, scattering 4 hits in a 4-0 victory vs. Cubs.

**Sept. 4:** A 3-1 win vs. Astros gives the D-backs their seventh consecutive victory, equaling the longest winning streak by any expansion team in history.

**Sept. 13:** Andy Benes comes within 2 outs of pitching a no-hitter in a 5-0 win @ Reds, highlighting a Sept. in which he was 3-0 with a 0.47 ERA. Benes ends the season with a string of 27.1 scoreless innings.

**Dec. 1:** LHP Randy Johnson agrees to a four-year contract.

## 1999

**Feb. 25:** President Clinton visits the D-backs at their spring training facilities in Tucson, visiting with players and staff members before accepting a team uniform jersey with his name and the No. 1 on the back.

**April 11:** Luis Gonzalez cracks a seventh-inning homer off Braves' Greg Maddux, beginning a hitting streak that will last through May 18. Gonzalez is the 37th player in Major League history to reach the 30-game plateau.

**April 19:** Jay Bell is named NL Player of the Week, becoming the first D-back ever to win the award. Before the season ends, he will be joined by Matt Williams (twice), Randy Johnson (twice) and Steve Finley. Williams was also NL Player of the Month for April and Johnson was Pitcher of the Month for July.

**May 12:** Matt Williams' 2-run, game-winning homer caps a 5-run ninth as Arizona comes from behind for an 8-6 win vs. Expos. It is the third straight night that the D-backs beat the Expos with a homer in their final at-bat. Jay Bell was the hero on May 10, with Luis Gonzalez doing the honors on May 11.

**June 25:** Bank One Ballpark plays host to its first no-hitter as Cardinals' Jose Jimenez outduels the D-backs' Randy Johnson, 1-0. The game's only run scores on Thomas Howard's single in the top of the ninth inning.

**July 11:** Jay Bell's sixth-inning grand slam wins \$1 million for fan Glylene Hoyle of Chandler, who predicted the player and the inning before the game as part of Shamrock Farms Grand Slam Sundae. As an afterthought, the D-backs beat A's, 7-4.

**July 13:** Matt Williams and Jay Bell become the first D-backs to start an All-Star Game. Randy Johnson and Luis Gonzalez also make appearances. No team had more representatives.

**July 21:** Tony Womack legs out a ninth-inning, inside-the-park grand slam off relief ace Billy Wagner to give the D-backs a 7-4 victory @ Astros. It is the first inside-the-park homer in franchise history.

**Sept. 24:** Matt Williams scoops up Doug Mirabelli's ground ball for the final out of an 11-3 victory @ Giants that clinches the NL West championship for the D-backs. Arizona becomes the first expansion team to reach the playoffs or win a division title in its second year of competition.

**Sept. 26:** An estimated 8,000 fans jam the Bank One Ballpark Plaza to greet the D-backs on their return home from their sweep of the Giants.

**Oct. 3:** The D-backs notch win No. 100 of the year in the season finale. Bernard Gilkey and Rod Barajas hit back-to-back home runs in a 10-3 win vs. Padres.

**Oct. 5:** In the team's first postseason appearance, Arizona drops an 8-4 decision vs. Mets.

**Oct. 6:** Todd Stottlemyre scatters 4 hits over 6.2 innings to help the D-backs notch their first postseason win, 7-1 vs. Mets, as Steve Finley's 2-run single in the third puts Arizona ahead to stay.

**Oct. 9:** Arizona's season ends when Todd Pratt homers in the bottom of the 10th inning to give the Mets a 4-3 victory in Game 4 of the NL Division Series.

**Nov. 11:** The D-backs earn their first Gold Glove Award when Steve Finley is honored as one of the NL's top-fielding outfielders.

**Nov. 16:** After leading the Major Leagues in strikeouts, innings pitched and complete games, Randy Johnson gives the Arizona franchise its first major individual trophy by winning his second Cy Young Award.

## 2000

**April 11:** Randy Johnson is selected co-NL Player of the Week, sharing the honors with Montreal's Vladimir Guerrero. Johnson was also selected NL Pitcher of the Month for April.

**May 31:** Arizona turns its first-ever triple play, in the fifth inning vs. Cardinals. With the bases loaded and nobody out, the Cardinals' Mark McGwire hit a fly ball to center, which was caught by CF Steve Finley, who then fired to home plate, where C Damian Miller tagged Placido Polanco, then threw to third base, where SS Tony Womack tagged out Edgar Renteria.

**July 5:** Luis Gonzalez becomes the first D-back to hit for the cycle, accomplishing the feat @ Astros with a ninth-inning home run in a 12-9 D-backs win.

**July 11:** Randy Johnson and Steve Finley represent the D-backs at the All-Star Game in Atlanta. Johnson is the starting pitcher for the NL, while Finley enters the game as a defensive replacement as singles home a run in his only at-bat.

**July 20:** The first-ever weekday matinee at Bank One Ballpark ends in dramatic fashion, as Tony Womack's 2-run homer in the ninth gives Arizona a 3-2 win vs. Cardinals, in front of 40,937 fans.

**July 24:** The D-backs defeat the Indians, 12-7, in the Hall of Fame Game at Doubleday Field in Cooperstown. Minor league OF Luis Terrero was named the game MVP collecting 2 hits with a double and 2 runs.

**July 26:** RHP Curt Schilling is acquired from Philadelphia for LHP Omar Daal, RHPs Nelson Figueroa and Vicente Padilla, and INF Travis Lee. Two nights later, Schilling scatters 6 hits over 8.0 innings, leading the D-backs to a 4-1 win @ Marlins.

**Sept. 10:** Randy Johnson becomes the 12th pitcher in Major League history to record 3,000 career strikeouts with a fourth-inning strikeout of Marlins' Mike Lowell at Pro Player Stadium. Earlier in the game, Johnson records his 300th strikeout of the season, joining Nolan Ryan as the only pitchers to collect 300 strikeouts in three consecutive seasons.

**Oct. 2:** Buck Showalter is dismissed as manager of the D-backs.

**Oct. 30:** Former Major League catcher and broadcaster Bob Brenly is named D-backs Manager.

**Nov. 7:** OF Steve Finley wins his second consecutive Gold Glove award, his fourth award overall.

**Nov. 14:** Randy Johnson wins his second consecutive NL Cy Young Award, becoming the eighth pitcher in history to win the award three times.

**Dec. 8:** Free agent 1B Mark Grace signs a two-year contract with the D-backs after 13 seasons with the Chicago Cubs.

## 2001

**April 3:** The Bob Brenly managerial era opens with a 3-2 win vs. DOogers.

**April 26:** Luis Gonzalez sets a NL record and ties Ken Griffey Jr.'s Major League record for home runs in the month of April by hitting his 12th and 13th round-trippers in a 13-6 victory vs. Braves. Gonzalez also earns NL Player of the Month honors.

**May 8:** Randy Johnson ties a Major League record with 20 strikeouts over 9.0 innings. Johnson did not get the decision, as the D-backs scored 3 runs in the bottom of the 11th for a 4-3 win vs. Reds. The performance later earns him co-NL Player of the Week honors for the week of May 7-13.

**May 29:** Erubiel Durazo's game-winning RBI double in the top of the 18th gives Arizona a 1-0 win @ Giants in the longest game, by innings, in franchise history. The marathon comes one day after the two teams played a 12-inning contest, with the D-backs also coming out victorious.

**June 4:** Curt Schilling is named NL Pitcher of the Month for May, after going 5-1, with a 2.35 ERA.

**June 8:** Luis Gonzalez ties a club-record with 3 home runs in a game, one to each field, in an 11-4 win @ Royals.

**June 17:** Tony Womack's fourth-inning grand slam sparked an 8-3 Father's Day home win vs. Tigers. It was an emotional moment for Womack, as his father had passed away two months earlier.

**July 2:** Luis Gonzalez earns his second NL Player of the Month award of the season, after hitting .417 in June, with 12 home runs and 35 RBI.

**July 19:** Randy Johnson sets a Major League record for strikeouts by a relief pitcher, fanning 16 Padres in a 3-0 D-backs win. The relief appearance was necessitated when a transformer blew at San Diego's Qualcomm Stadium the night before, suspending play in the bottom of the second inning. Johnson had been scheduled to pitch the next day and took over for starter Curt Schilling when the game resumed.

**Aug. 12:** Junior Spivey becomes the fifth rookie in the last 50 years to record a pair of 5-hit games, as Arizona completes a sweep of the Braves in Atlanta, winning 9-1. Spivey's first 5-hit game came June 21 in Colorado.

**Aug. 19:** Arizona completes a sweep of the Cubs to extend its winning streak to a club record-tying 9 games.

**Aug. 23:** Randy Johnson becomes the first pitcher in Major League history to record four consecutive 300-plus strikeout seasons, recording his 300th strikeout @ Pirates.

**Aug. 30:** Steve Finley becomes the first position player to pitch in a D-back game, tossing a scoreless ninth inning vs. Giants.

**Sept. 5:** Curt Schilling becomes the first 20-game winner in club history with 7-2 @ Giants. Schilling is also the season's first 20-game winner.



**Sept. 8:** Matt Williams' walk-off 2-run homer in the tenth gives D-backs 8-6 win vs. Padres. Steve Finley ties the game in the ninth with his second home run of the game, ending reliever Trevor Hoffman's streak of 27 consecutive save conversions.

**Sept. 11:** Tragedy strikes America, as terrorist attacks in New York, Washington D.C. and Pennsylvania lead to a postponement of baseball for one week. The games are rescheduled for the week following the original end of the regular season, which pushes the World Series into Nov. for the first time.

**Sept. 27:** Randy Johnson becomes a 20-game winner for the second time in his career with a 13-11 win vs. Brewers. During the same game, Johnson ties a Major League record by recording his 23rd double-digit strikeout game of the season, the third consecutive season he has recorded 23 double-digit strikeout games. Johnson also joins Schilling as the first 20-game winning teammates since 1999.

**Sept. 28:** Luis Gonzalez' 54th homer comes in the bottom of the 11th inning in a crucial 4-3 win vs. Dodgers.

**Oct. 5:** Behind the complete-game, 3-hitter by Albie Lopez, the D-backs clinch a tie for their second NL West Division crown in 3 years with 5-0 win @ Brewers. Later that night, the Giants lose vs. Dodgers gives the D-backs the title outright.

**Oct. 9:** The D-backs open the NL Division Series with a 1-0 win vs. Cardinals, behind Curt Schilling's complete-game, 3-hitter.

**Oct. 12:** Craig Counsell's 3-run homer in the seventh gives the D-backs a dramatic 5-3 victory @ Cardinals and a 2-1 lead in the best-of-5 Division Series. The Cardinals attempt to rally in the ninth but falls short as pinch-hitter Mark McGwire grounds into a game-ending double play.

**Oct. 14:** Tony Womack's ninth-inning single scores Danny Bautista with the game-winner as the D-backs post their first ever playoff series win, defeating the Cardinals, 2-1, in Game 5 of the Division Series. Curt Schilling tosses his second complete game of the series, limiting the Cardinals to 6 hits, while striking out 9.

**Oct. 16:** The D-backs are victorious in their first ever NL Championship Series game, defeating Braves, 2-0. Randy Johnson ends a personal 7-game postseason losing streak with a complete-game 3-hitter.

**Oct. 19:** Arizona takes a 2-1 lead in the best-of-7 series with a 5-1 win @ Braves. Curt Schilling throws a complete-game 4-hitter and singled and scored as part of a 3-run fifth inning.

**Oct. 20:** Arizona explodes for 12 hits and capitalizes on 4 Atlanta errors en route to an 11-4 victory vs. Braves, to take a 3-1 series lead.

**Oct. 21:** The D-backs become the fastest team to reach the World Series, winning the NL pennant in their fourth year of existence with a 3-2 win @ Braves, winning the NLCS. Craig Counsell is named series Most Valuable Player, after hitting .381 in the series. Randy Johnson wins his second game of the series, with Byung-Hyun Kim recording his second save with 2.0 scoreless innings of relief. Erubiel Durazo's 2-run, pinch-hit homer in the fifth inning is the game-winner.

**Oct. 27:** The D-backs open the Fall Classic with a 9-1 victory over the AL Champion Yankees. Curt Schilling limits Yankees to 3 hits over 7.0 innings, while Craig Counsell and Luis Gonzalez each homered.

**Oct. 28:** Randy Johnson tosses a 3-hit shutout and strikes out 11 in his first World Series appearance, as the D-backs defeat the Yankees, 4-0, to take a 2-0 series lead. Matt Williams' 3-run homer in the seventh inning breaks open a pitcher's duel between Johnson and Andy Pettitte.

**Nov. 3:** After dropping 3 heartbreaking games in New York, the D-backs respond with a 15-2 blowout vs. Yankees, sending the World Series to a decisive seventh game. Arizona scored a Fall Classic-record 8 runs in the third. Randy Johnson goes 7.0 innings to pick up his second victory of the series, while Danny Bautista goes 3-for-4 with 5 RBI.

**Nov. 4:** The D-backs complete one of the most dramatic World Series in history, and become the fastest team to win a World Championship, by defeating the Yankees, 3-2, in the seventh and deciding game. Luis Gonzalez' looping single just beyond shortstop Derek Jeter's grasp scores Jay Bell with the series-winning run. Randy Johnson comes on in relief to pick up his record-tying third Series victory. Johnson and fellow pitcher Curt Schilling are named World Series co-Most Valuable Players.

**Nov. 7:** Over 400,000 people line the streets of Downtown Phoenix for a parade honoring the World Champion D-backs. Following the parade, over 50,000 people pack Bank One Ballpark for a celebration rally.

**Nov. 13:** Randy Johnson wins his third consecutive NL Cy Young Award, and the fourth of his career. Johnson collects 30 of the 32 first-place votes, with the other 2 going to teammate Curt Schilling, who finished second.

**Dec. 13:** The D-backs are the guests of President George W. Bush at the White House. Earlier in the day, the team is treated to a tour of the United States Capitol by Arizona Senator John McCain. President Bush congratulates the D-backs and thanks them for giving the country something to take its mind off the tragedy of the Sept. 11th terrorist attacks.

## 2002

**Feb. 5:** The D-backs sign 18-year old Tetsuya Yamaguchi to a minor league contract, the first Japanese amateur player signed by Arizona.

**April 26:** Randy Johnson wins his sixth straight start to open the year en route to Pitcher of the Month honors for April.

**May 17:** Erubiel Durazo, in only his second game back from a spring training wrist injury, breaks club RBI record with 9 RBI and ties the home run mark with 3 home runs, hitting three 2-run home runs and a 3-run double in 12-9 win vs. Phillies.

**May 29:** Curt Schilling improves to 10-1 with a 7-3 win @ Giants, adding to the offense with a 2-for-4 appearance at the plate with a run scored. Schilling's performance secures NL Pitcher of the Month honors for May, going 5-0 with a 2.80 ERA.

**June 8:** Curt Schilling pushes his club-record winning streak to 9 victories as he out-pitches Pedro Martinez, 3-2, @ Red Sox.

**July 9:** Bob Brenly guides the NL squad at the All-Star Game in Milwaukee, Wisc., as his entire coaching staff joins him at Miller Park, with Robin Yount serving as the AL's honorary captain. Curt Schilling got the starting nod and pitched 2.0 shutout innings. Damian Miller tied an All-Star Game record with 2 doubles. Junior Spivey, Luis Gonzalez and Byung-Hyun Kim also played, while Randy Johnson was selected by bypassed the game.

**July 13:** Byung-Hyun Kim ties the club record with his third save in as many days, 7-5 @ Dodgers, earning his first NL Player of the Week honors for July 11-14.

**July 27:** Curt Schilling limits the Padres to a lone run over 8.0 innings to complete his perfect month 5-0 in as many starts, going on to win the NL Pitcher of the Month award, posting a 1.64 ERA during July.

**Aug. 10:** Randy Johnson gets the victory and strikes out 14 to move past Tom Seaver into fifth place on the all-time strikeout list. Johnson wins Player of the Week honors for Aug. 5-11.

**Aug. 16:** Curt Schilling picks up his 20th win with 12 strikeouts in 2-1 @ Cubs.

**Sept. 2:** Arizona suffers its worst defeat ever, falling 19-1 vs. Dodgers. Mark Grace becomes the second position player in team history to take the mound, as he surrenders David Ross' first career home run in the ninth.

**Sept. 4:** Randy Johnson tosses a 3-hitter in a 7-1 win vs. Dodgers. Johnson moves past Bert Blyleven and into fourth place on the all-time strikeout list. It was also Johnson's 20th win, making he and Curt Schilling only the sixth pair of teammates since 1950 to each win 20 games in back-to-back seasons.

**Sept. 9:** Randy Johnson sets an MLB record with his fifth straight 300-plus strikeout season, also tying Nolan Ryan for most 300-plus strikeout seasons in a career (6) and picked up his 21st win, tying his career-high.

**Sept. 15:** Curt Schilling does not get the victory in a 6-5 win in 13 innings vs. Brewers, but he strikes out 8 to join Randy Johnson as the only teammates in MLB history to each record 300-plus strikeouts in the same year.

**Sept. 18:** Greg Colbrunn becomes the second player in team history to hit for the cycle as he turns the trick in 10-3 win @ Padres. He goes 5-for-6 and becomes the first player since George Brett (16 innings) on May 18, 1979, to hit 2 home runs and complete a cycle in the same game.

**Sept. 26:** Randy Johnson establishes a personal best and a club-record as he picks up his 24th victory, tops in the Majors, finishing the year 24-5 and capturing his first career "Triple Crown" of pitching with a 2.32 ERA and 334 strikeouts. He is only the second NL pitcher pitcher since 1973 to lead in all 3 categories, joining the New York Mets' Doc Gooden in 1985. Additionally Johnson also earns NL Pitcher of the Month honors for Sept. (5-0, 0.66 ERA).

**Nov. 5:** Randy Johnson is a unanimous selection for his fourth consecutive Cy Young Award making him only the second hurler ever to win 4 in a row matching Greg Maddux (1992-95). It was Johnson's fifth career Cy Young Award, leaving him only one shy of Roger Clemens' record.

## 2003

**March 31:** The D-backs drop their season-opener to the Dodgers, 8-0.

**April 13:** Robby Hammock goes 3-for-4 with a 3-run homer in his first Major League start in 9-3 win vs. Brewers.

**April 17:** Carlos Baerga clubs 2 home runs, including a grand slam, collecting 7 RBI in an 11-2 home win vs. Rockies.

**April 27:** Pitcher Brandon Webb goes 7.0 scoreless innings in his first career Major League start, allowing 3 hits and striking out 10 in a 6-1 win @ Mets in the opening game of a doubleheader. In the nightcap, Randy Johnson strikes out 12. The 27 combined strikeouts by D-back pitchers establish a Major League record for a twin bill.

**May 1:** Randy Johnson goes on the disabled list due to an inflamed right knee. The injury would require surgery two weeks later, forcing him out of action for 12 weeks.

**May 5:** The 12th and final grand slam of Matt Williams' career backs the complete-game pitching of Miguel Batista in a 10-1 win vs. Phillies.

**May 14:** Curt Schilling makes his final appearance in Philadelphia's Veterans Stadium and tosses his second consecutive complete-game shutout, a 2-0 @ Phillies, in which he strikes out 14.

**May 29:** Arizona acquires INF Shea Hillenbrand from Boston in exchange for Byung-Hyun Kim.

**May 30:** Curt Schilling suffers a fracture in his pitching hand when struck by a line drive off the bat of Padres' Sean Burroughs. Schilling would miss six weeks as a result.

**May 31:** Matt Williams drives in a run with an eighth-inning pinch-hit single in the final appearance of his Major League career. Williams would be designated for assignment the next day and would officially announce his retirement 8 days later.

**June 18:** A club-record 12-game winning streak begins with 2-1 win @ Astros. In the ninth, Luis Gonzalez' game-tying homer off Astros' closer Billy Wagner is followed by Quinton McCracken's 2-out RBI single.

**June 28:** The winning streak reaches 10 games, as Brandon Webb tosses his first Major League complete-game shutout, allowing 7 hits with a walk and 2 strikeouts in a 7-0 win @ Tigers.

**June 30:** The 12th consecutive win occurs as D-backs score 4 runs in the top of the 12th for an 8-7 win @ Rockies.

**July 7:** Shea Hillenbrand becomes the sixth player in Major League history to homer in 3 consecutive innings and sets a club-record with 15 total bases in 14-6 win vs. Rockies.

**July 29:** The D-backs acquire OF Raul Mondesi from the New York Yankees in exchange for OF David Dellucci, RHP Bret Prinz and minor league C Jon-Mark Sprowl.

**Aug. 9:** Steve Finley hits walk-off home run to lead off the ninth inning in 2-1 win vs. Mets. It's also Bob Brenly's 251st win as D-backs Manager, making him the franchise leader in managerial victories.

**Aug. 25:** Raul Mondesi ties the club record by reaching base for the ninth consecutive plate appearance, earning a first-inning walk in an 11-8 win vs. Padres.

**Aug. 30:** Randy Johnson notches his 1,500th strikeout as a D-back by fanning Giants' Jerome Williams in third inning.

**Sept. 10:** Oscar Villarreal establishes a franchise record for games pitched in a season, making his 79th appearance of the year in a 5-4 win vs. Dodgers. Villarreal picks up the victory as Arizona scores all five of its runs in the eighth inning.

**Sept. 14:** Randy Johnson tosses his fourth career 1-hitter, his first as a D-back, in a 5-0 win vs. Rockies. The lone hit is a 1-out single from Rene Reyes in the fifth inning.

**Sept. 19:** Randy Johnson clubs his first career Major League home run, a third-inning solo shot off of Doug Davis, in a 3-2 win @ Brewers.

**Sept. 26:** 1B Mark Grace announces his intention to retire at the end of the season, prior to the opening game of the season's final series.

**Sept. 27:** Grace makes his final Major League start, going 2-3, including his 511th career double, moving him into 35th on the all-time list.

**Sept. 28:** Grace makes his final game appearance as a late-inning defensive replacement at first base. In the same contest, Carlos Baerga breaks David Dellucci's club record by collecting his 19th pinch hit of the season.

**Oct. 17:** The D-backs make changes in their coaching staff, adding Al Pedrique as third base coach and Rick Schu as hitting coach. Robin Yount and Glenn Sherlock switch responsibilities, with Yount becoming bench coach and Sherlock taking over as first base coach.

**Nov. 28:** Arizona trades RHP Curt Schilling to Boston in exchange for LHP Casey Fossum, RHP Brandon Lyon, minor league pitcher Jorge De la Rosa and a player to be named.

**Dec. 1:** Arizona acquires first baseman Richie Sexson, LHP Shane Nance and a player-to-be-named (Noochie Varner) from Milwaukee in exchange for INF's Craig Counsell, Junior Spivey and Lyle Overbay, RHP John Patterson, and LHP's Chris Capuano and Jorge De la Rosa.

**Dec. 24:** Sandy Johnson is promoted to Vice President/Senior Assistant General Manager, and Bob Miller is promoted to Assistant General Manager.

## 2004

**Jan. 6:** The D-backs sign 12-time, All-Star INF Roberto Alomar to a one-year contract.

**April 20:** Second baseman Roberto Alomar is hit by a pitch during Arizona's 4-2 loss @ Brewers. Alomar suffers a fractured right hand, forcing him out of action for 56 games.

**April 22:** INF Chad Tracy goes 4-for-8 in his first big league start as D-backs outlast Brewers, 11-9, in 15 innings.

**April 26:** Richie Sexson hits his ninth home run in the season's first month, coming in the sixth inning of a 9-0 win vs. Cubs. The blast hits the Jumbotron, requiring repairs to the screen.

**April 27:** One night after his mammoth blast, Sexson's season comes to a halt as he suffers a subluxation in the left shoulder when he checked his swing in the ninth inning of a 10-1 win vs. Cubs.

**May 9:** Reliever Matt Mantei's season ends as he is placed on the disabled list due to right shoulder tendinitis.

**May 18:** Randy Johnson adds another chapter to his historic career, becoming the 16th pitcher in Major League history to toss a perfect game, with a 2-0 blanking @ Braves. Johnson threw 117 pitches, the last a 98 mile-per-hour fastball to strike out Eddie Perez. The perfect game is the first no-hitter in D-backs history (see next page).

**May 22:** One day after returning to active duty, Richie Sexson aggravates the left shoulder injury that originally put him on the disabled list. The injury would require season-ending surgery.

**June 17:** Behind the pitching of knuckleballer Steve Sparks, the D-backs salvage the final game of a 3-game home series with the Yankees, 6-1. Sparks limits the Yankees to 3 hits over 7.0 innings, with Elmer Dessens earning his second save. All 3 games of the series are sellouts, the first home series sellout since Aug. 23-25, 2002, against the Chicago Cubs.

**June 29:** Randy Johnson becomes just the fourth pitcher in baseball history to reach the 4,000 strikeout plateau, with his strikeout of the Padres' Jeff Cirillo in the eighth inning of a 3-2 loss, their 11th consecutive loss.

**July 2:** Bob Brenly is replaced as Manager by third base coach Al Pedrique. Glenn Sherlock moves from first base to third base coaching duties, with Tommy Jones moving from Director of Player Development to first base coach. Mark Davis moves from bullpen coach to pitching coach, replacing Chuck Kniffin. Lorenzo Bundy is elevated from Triple-A Tucson hitting coach to D-backs bench coach, replacing Robin Yount, who resigned. Minor League pitching coordinator Dennis Lewallyn becomes bullpen coach.

**July 4:** Al Pedrique's first win as a Major League manager comes courtesy of Randy Johnson, who pitches the D-backs to a 6-2 home win over Minnesota. Johnson tosses a complete game for his 10th win of the year.

**July 26:** Brandon Webb puts an end to a franchise-record 14-game losing streak, tossing 7.1 innings in a 4-1 win @ Astros.

**July 31:** Arizona deals OF Steve Finley and C Brent Mayne to the Los Angeles Dodgers in exchange for C Koyie Hill, OF Reggie Abercrombie and LHP Bill Murphy.

**Aug. 1:** With surgery scheduled the next day in Phoenix, OF Luis Gonzalez ends his season @ Rockies. Battling a 50 percent tear in his right elbow, Gonzalez hit .259 for the year with 17 home runs.

**Aug. 3:** Danny Bautista's eighth-inning homer propels Arizona to a 5-3 win over the defending-champion Marlins, snapping Arizona's 11-game home losing streak.

**Aug. 6:** D-backs CEO Jerry Colangelo announces he will leave his post at the end of the season, to be replaced by Jeff Moorad.

**Aug. 25:** Back-to-back seventh-inning home runs by Jack Wilson and Jason Bay give the Pirates a 2-1 win over Randy Johnson in Pittsburgh. The game is played in 1:47, breaking the record for the shortest 9-inning game in franchise history by 7 minutes.

**Sept. 10:** Randy Johnson earns his 100th win as a D-back on his 41st birthday. Doug DeVore hits a 2-run homer in the seventh off of southpaw Wayne Franklin to help Johnson beat the Giants, 2-1.

**Sept. 15:** Randy Johnson becomes baseball's strikeout leader among southpaws with a seventh-inning punchout of Colorado's Vinny Castilla, passing Steve Carlton and moving into third place on the all-time list. The D-backs defeat the Rockies, 3-2.

**Oct. 2:** Randy Johnson's final appearance as a D-back comes in a 7-6 win vs. Padres. Johnson allows 1 earned run over 8.0 innings, strikes out 8, and hits a 2-run double as part of a 5-run fourth inning. Johnson finished with a 16-14 record.

**Nov. 5:** The D-backs hire Bob Melvin as Manager, after rescinding the contract offer made to Wally Backman. Melvin served as D-backs' Bench Coach during for two seasons, including the club's World Championship season of 2001. Melvin names former D-back Jay Bell to his staff as Bench Coach.

**Dec. 9:** Free-agent INF Troy Glaus signs with the D-backs.

**Dec. 10:** The D-backs sign free-agent RHP Russ Ortiz, a 15-game winner in 2004 with the Atlanta Braves.

**Dec. 14:** Free-agent INF Royce Clayton signs with Arizona.

**Dec. 15:** INF Craig Counsell, one of the key members of Arizona's 2001 World Championship team, returns to Arizona, signed as a free agent.

## 2005

**Jan. 11:** The D-backs complete two major trades, sending LHP Randy Johnson to the New York Yankees in exchange for LHP Brad Halsey and C Dioner Navarro. Arizona then sends Navarro and minor league pitchers Danny Muegge, Beltran Perez and William Juarez to the Los Angeles Dodgers for OF Shawn Green. In a corresponding move, Green is signed to a 3-year contract.

**Jan. 12:** INF Shea Hillenbrand is traded to Toronto for RHP Adam Peterson. D-backs also sign free agent LHP and Paradise Valley resident Shawn Estes to a 1-year contract.

**Jan. 24:** The D-backs sign free agent 1B and Glendale resident Tony Clark to a 1-year contract.

**Feb. 6:** The D-backs acquire OF Jose Cruz, Jr. from the Tampa Bay Devil Rays in exchange for LHP Casey Fossum and cash considerations.

**Feb. 22:** Major League Baseball Commissioner Bud Selig approves Jeff Moorad as a General Partner in the D-backs' ownership group.

**April 14:** In the return of Major League Baseball to the nation's capital, the D-backs drop a 5-3 decision to the Washington Nationals. President George W. Bush throws out the ceremonial first pitch.

**April 27:** The D-backs' 5-2 win extends their winning streak to 6 games and completes a 3-game sweep @ Dodgers.

**May 19:** Brad Halsey outduels Roger Clemens as the D-backs clinch a series win over the eventual NL champs @ Astros, 6-1. Jose Valverde secures the victory with his first save of the season.

**June 9:** Javier Vazquez allows a fifth inning walk to the Twins' Michael Cuddyer, breaking a streak of 221 batters and 54.1 innings pitched without allowing a walk, both franchise records.

**June 13:** Shawn Estes tosses a complete game as the D-backs take the series opener from the eventual World Series Champion White Sox. Shawn Green hit 2 home runs in the contest. The D-backs take 2 of 3 in their first visit to U.S. Cellular Field.

**July 21:** The D-backs acquire RHP Tim Worrell from the Phillies for INF Matt Kata.

**July 24:** Javier Vazquez strikes out a season-high 11 as the D-backs get a series win over the eventual NL East Champs, beating the Braves, 3-2. Tony Clark's 15th home run proves to be the game-winner.



## BIG UNIT HAS A PERFECT NIGHT IN ATLANTA

Adept at setting records throughout his Major League career, Randy Johnson added something new to his impressive resume when he retired all 27 Atlanta Braves he faced on May 18, 2004, in Turner Field. At 40 years, 251 days, he became the oldest pitcher in history to record a perfect game, bettering Cy Young, who was 37 years, 37 days on May 5, 1904. Johnson's gem was the 15th in modern day regular season history, the 16th including Don Larsen's perfect effort for the Yankees in the 1956 World Series.

Johnson fanned 13 in the 117-pitch performance which concluded with a 98-mph pitch to Eddie Perez to end the game. It was the first no-no in franchise history and first perfect game in the Majors since the Yankees' David Cone on July 18, 1999, vs. Montreal. It was also the first perfect game in the National League since the Expos' Dennis Martinez retired all 27 batters he faced on July 28, 1991 @ Dodgers.

### ARIZONA

	AB	R	H	RBI
Chad Tracy, 3B	4	0	2	1
Matt Kata, 2B	5	0	0	0
Luis Gonzalez, LF	3	0	0	0
Shea Hillenbrand, 1B	4	0	1	0
Steve Finley, CF	4	0	1	0
Danny Bautista, RF	4	1	1	0
Alex Cintron, SS	4	1	3	1
Robby Hammock, C	3	0	0	0
Randy Johnson, P	4	0	0	0

### TOTALS

35

2

8

2

ARIZONA

010 000 100 - 2 8 0

ATLANTA

000 000 000 - 0 0 3

2B:

Cintron - 2

Winning Pitcher:

Johnson (C, 4-4)

Losing Pitcher:

Hampton (C, 0-5)

Time:

2:13

Attendance:

23,382

### ATLANTA

	AB	R	H	RBI
Jesse Garcia, SS	3	0	0	0
Julio Franco, 1B	3	0	0	0
Chipper Jones, LF	3	0	0	0
Andruw Jones, CF	3	0	0	0
Johnny Estrada, C	3	0	0	0
J.D. Drew, RF	3	0	0	0
Mark DeRosa, 3B	3	0	0	0
Nick Green, 2B	3	0	0	0
Mike Hampton, P	2	0	0	0
Eddie Perez, PH	1	0	0	0

### TOTALS

27

0

0

0

**July 30:** Conor Jackson's first Major League start is a memorable one, collecting his first big league hit in the second inning, and the game-winning hit in the eighth inning of a 3-2 win @ Cubs.

**July 31:** The D-backs take 3 of 4 @ Cubs, winning the series finale, 13-6. Luis Gonzalez and Chris Snyder each hit 2 homers, including Snyder's first grand slam. A season-high 5 homers help the D-backs into a first-place tie with the Padres in the NL West.

**Aug. 2:** Joe Garagiola, Jr., the only General Manager in the D-backs' existence, resigns to accept a Vice Presidency with Major League Baseball. Assistant General Manager Bob Gebhard is named Interim GM.

**Aug. 18:** Luis Gonzalez hits 2 solo home runs in a 9-2 win @ Cardinals in their final game in Busch Stadium.

**Aug. 27:** Brandon Webb establishes a career-high with his 11th win in a 2-0 win vs. Phillies.

**Sept. 17:** Arizona posted its biggest comeback win of the season, overcoming a 5-1 deficit to post a 6-5 victory vs. Rockies. Tony Clark hit 2 home runs in the come-back, including the second of back-to-back clouts with Chad Tracy in the seventh.

**Sept. 21:** Brandon Webb establishes a career-high with 11 strikeouts in a 3-2 win @ Dodgers.

**Sept. 23:** The D-backs stadium receives a new moniker, Chase Field, with the merger of Chase and Bank One.

**Sept. 25:** Chad Tracy's 10th-inning single gives the D-backs a 4-3 win vs. Padres to close out their home schedule.

**Oct. 1:** Arizona's 2-1, 11-inning win @ Giants runs their winning streak to 7.

**Oct. 17:** Ryan Price, who served as Bob Melvin's pitching coach with the Mariners, is named pitching coach.

**Oct. 28:** Josh Byrnes, former Assistant General Manager with the Red Sox during their World Championship season of 2004, is named Senior Vice President/General Manager with the D-backs.

**Nov. 1:** Lee Tinsley, who served three years as the D-backs' minor league outfield coordinator, is named as first base coach. In addition, former Major League pitcher Jerry DiPoto is named Director, Professional Scouting.

**Nov. 23:** Peter Woodfork is named Assistant General Manager, after three seasons as Director of Baseball Operations/Assistant Director of Player Operations with the Red Sox.

**Dec. 7:** The D-backs acquire C. Johnny Estrada from the Braves.

**Dec. 20:** The D-backs trade RHP Javier Vazquez to the White Sox for RHP Orlando Hernandez and Luis Vizcaino and minor league OF Chris Young.

**Dec. 27:** Right-handed pitcher Miguel Batista returns to the D-backs, acquired along with INF Orlando Hudson in a trade with the Blue Jays that sends INF Troy Glaus and Sergio Santos to Toronto.

## 2006

**Jan. 6:** Justin Upton, the No. 1 overall pick in the 2005 June Amateur Draft, signs with the D-backs.

**Jan. 13:** Brandon Webb agrees to a contract extension that will run through the 2009 season, with a club option for 2010.

**March 26:** A week prior to the start of the regular season, the D-backs acquire RHP Juan Cruz from A's for LHP Brad Halsey.

**April 3:** The D-backs drop a 3-2, 11-inning decision @ Rockies in the season opener.

**April 14:** Brandon Webb records his first win of the season, limiting the defending NL Champion Astros to one run on seven hits over seven innings in a 5-1 victory.

**May 20:** Brandon Webb defeats the Braves with his arm and his bat. Webb moves his record to 7-0 with a complete-game, 4-hit shutout, and recorded a career-high 3 RBI with a bases-loaded double in the sixth in a 13-0 win vs. Braves.

**May 24:** Arizona completes its first 3-game sweep at home in 2006, beating the Pirates, 8-7. Orlando Hudson's 4-for-4 performance highlights a 13-hit attack. Prior to the game, the D-backs acquire RHP Jorge Julio from the Mets in exchange for RHP Orlando Hernandez.

**May 26:** Brandon Webb allows 7 hits while tossing his second consecutive complete-game shutout, 3-0 @ Reds.

**May 27:** The D-backs blank the Reds for a second straight night, as Juan Cruz and three relievers limit the Reds to 5 hits. Luis Gonzalez ties Mark Grace for 36th place on the all-time doubles list at 511. The win moves the D-backs 10 games above .500 for the first time since July 20, 2003.

**May 31:** One of the top pitching matchups of the 2006 Major League season occurs at Shea Stadium, and ironically, neither Arizona's Brandon Webb (7.0 IP, 4 hits, 1 walk, 5 strikeouts) nor the Mets' Pedro Martinez (8.0 IP, 5 hits, 8 strikeouts) figure in the decision. Endy Chavez drives in the game's only run in a 1-0, 13-inning Met win. Webb did stretch his scoreless streak to 25.0 innings.

**June 4:** The D-backs complete a 4-game sweep @ Braves with a 9-3 win. Tony Clark hits 2 homers, and Damion Easley hit his fourth homer of the series.

**June 13:** Rookie Enrique Gonzalez retires 18 consecutive Giant batters enroute to a 2-1 win vs. Giants.

**July 1:** Miguel Batista takes a perfect game into the seventh inning, while the D-backs' offense scores 6 runs in the top of the seventh en route to a 7-2 win @ A's.

**July 14:** In the opener of the post All-Star break schedule, Johnny Estrada hits a two-run walkoff homer in 4-3 win vs. Brewers. The win is costly, as Arizona loses Craig Counsell to a right rib fracture.

**July 15:** Stephen Drew, the D-backs' first-round selection in the 2004 First-Year Player Draft, makes his Major League debut, reaching base on a walk and strike-out-wild pitch, as the D-backs runs their winning streak to 5 with an 8-1 win vs. Brewers.

**July 17:** Stephen Drew picks up his first Major League hit with a fourth-inning single in an 8-5 win vs. Dodgers.

**July 20:** OF Carlos Quentin makes his Major League debut.

**July 25:** Carlos Quentin's 11th-inning homer off Ryan Franklin secures a 6-5 win in the opener of a 3-game set @ Phillies.

**July 30:** Conor Jackson's pinch 2-run homer in the ninth lifts the D-backs to a series-clinching win @ Astros, 7-6.

**July 31:** Orlando Hudson becomes the third player in D-back history to homer from both sides of the plate, helping Brandon Webb to his 12th win, 15-4 @ Cubs.

**Aug. 7:** Arizona acquires RHP Livan Hernandez from the Nationals in exchange for two minor league pitchers.

**Aug. 15:** For the second time in franchise history, the D-backs play an 18-inning game, and as was the case in the first 18-inning marathon, the D-backs win on the road. Luis Gonzalez' single scores the game-winner in a 2-1 win @ Rockies.

**Aug. 18:** OF Chris Young makes his Major League debut and gets his first Major League hit with an eighth-inning single off the Padres' Woody Williams.

**Aug. 25:** Arizona plays another marathon, defeating the Dodgers, 9-7, in 15 innings. RHP Brandon Lyon makes his first career plate appearance, drawing a walk and later scoring on Orlando Hudson's walk-off homer.

**Sept. 6:** The Marlins' Anibal Sanchez becomes the second pitcher to no-hit the D-backs, 2-0, completing a 3-game sweep @ Marlins. The loss spoiled a strong outing by Edgar Gonzalez, who allowed 2 runs on 5 hits over 6.0 innings. Earlier in the day, Rich Dozer, the only President in club history, announces his intention to resign at season's end, to be replaced by Executive Vice President Derrick Hall.

**Sept. 9:** Brandon Webb throws his first career 1-hitter, a complete-game, 3-0 win vs. Cardinals, the eventual World Champions. The 1:54 was the shortest game in Chase Field history.

**Sept. 15:** Brandon Webb throws his second consecutive complete game, fifth of the season, in 5-1 win vs. Rockies.

**Sept. 16:** The D-backs' 16-inning win vs. Rockies, 7-6, tied the record for the longest game (innings) in Chase Field. Arizona use a franchise record 9 pitchers.

**Oct. 1:** The D-backs say goodbye to Luis Gonzalez, Craig Counsell and Miguel Batista as they drop a 7-6 decision vs. Padres. A franchise-record crowd of 48,946 witnessed the game and postgame ceremonies. The game is also the last for two members of the D-backs' coaching staff, as hitting coach Mike Aldrete and bench coach Jay Bell announce their intentions to leave.

**Oct. 28:** Kevin Seitzer, a veteran of 12 seasons as a Major League player, is hired as D-backs' hitting coach.

**Nov. 1:** Daron Sutton joins the D-backs as the club's television play-by-play broadcaster, replacing Thom Brennaman, who leaves to take a play-by-play post with the Cincinnati Reds.

**Nov. 3:** For the second consecutive year, second baseman Orlando Hudson is the winner of a Rawlings Gold Glove award for defensive excellence. He earned the award in 2005 in the AL while a member of the Toronto Blue Jays.

**Nov. 8:** The D-backs unveil new team colors and uniforms in a celebrity-filled event at the Hotel Valley Ho resort in Scottsdale. The new colors are Sedona Red, Sonoran Sand and black.



**Nov. 10:** Kirk Gibson, a veteran of 17 Major League playing seasons, joins the D-backs as bench coach. Chip Hale, who guided the D-backs' Triple-A Tucson Sidewinders to the Pacific Coast League and Triple-A Championship, joins the Major League staff as third base coach.

## 2007

**Jan. 9:** The D-backs re-acquire LHP Randy Johnson from the Yankees for RHP Luis Vizcaino and three minor leaguers.

**April 2:** The D-backs open the regular season with an 8-6 win vs. Rockies. Eric Byrnes' 2-run single and a sacrifice fly from Orlando Hudson capped a 3-run rally in the eighth inning. Four relievers combined for 3.0 scoreless innings.

**April 9:** The D-backs' 4-game sweep @ Nationals completes a 5-2 season-opening road trip.

**April 25:** Stephen Drew hits a 2-run, walk-off homer off all-time saves leader Trevor Hoffman as Arizona defeats San Diego at Chase Field, 3-2. The win offsets a 16-strikeout performance by Padres' Jake Peavy.

**April 30:** Brandon Webb limits the Dodgers to 1 run on 4 hits over 7.0 innings for the club's sixth consecutive win, 9-1. Arizona closes the month with a 16-11 mark and a half-game lead in the NL West.

**May 19:** The D-backs come back from a 7-2 deficit with a 5-run seventh inning and a 2-run eighth inning in a 9-7 win @ Pirates. Tony Clark's pinch grand slam tied the game in the seventh.

**May 24:** Rookie Micah Owings tosses his first career complete game in a 9-1 win vs. Astros.

**May 25:** Rookie Mark Reynolds goes 5-for-5 with 2 homers and 5 RBI in a 13-3 rout vs. Astros, just nine days after his contract was purchased from Double-A Mobile.

**June 7:** Right-handed pitcher Jarrod Parker of Norwell High School in Bluffton, Ind., is the D-backs' first-round selection (ninth overall) in the 2007 First-Year Player Draft.

**July 10:** Orlando Hudson makes his first career All-Star game appearance, taking over at second base in the seventh inning. Brandon Webb was selected to the mid-summer classic, as a replacement for Colorado's Brian Fuentes, for the second straight season, but did not see action in the game at AT&T Park in San Francisco.

**July 11:** Rick Schu replaces Kevin Seitzer as D-backs hitting coach.

**July 26:** Longtime Major League Baseball executive Roland Hemond returns to the D-backs' organization as a special assistant to President Derrick Hall. Hemond was with the D-backs from 1996-2000 as Senior Executive Vice President.

**July 28:** Conor Jackson's 10th-inning single seals its second consecutive walk-off win, 4-3, vs. Braves. Jackson's heroics stretch the D-backs' winning streak to 8 games and move them back into a tie for the NL West lead. The night before, Tony Clark's 11th-inning home run defeated the Braves, 8-7.

**Aug. 1:** Arizona surrenders a 4-run eighth inning but scores 4 runs in the top of the 11th for a 9-5 win @ Padres. Chris Young robbed Mike Cameron of a fifth-inning grand slam when he reached over the center field fence to catch Cameron's blast with the bases loaded and 2 outs.

**Aug. 2:** The D-backs purchase the contract of Justin Upton, who makes his Major League debut in the eighth inning @ Padres.

**Aug. 5:** Brandon Webb outduels Brad Penny, tossing a complete-game 7-hitter, 3-0, to complete a sweep @ Dodgers. The shutout ran Webb's scoreless streak to 24.0 innings.

**Aug. 11:** Brandon Webb limits the Nationals to 5 hits with 10 strikeouts for his second consecutive complete-game shutout, 1-0. Webb's consecutive scoreless inning streak reached 33.0 innings. Justin Upton's fourth-inning RBI triple proved to be the difference.

**Aug. 17:** Brandon Webb tosses his third consecutive complete-game shutout, 4-0, @ Braves to extend his scoreless streak to 42.0 innings.

**Aug. 18:** Playing in his home state, Micah Owings records a 12-6 win @ Braves. He allows 3 runs on 3 hits with 7 strikeouts over 7.0 innings and goes 4-for-5 with 2 homers, a double and 6 RBI.

**Aug. 22:** Brandon Webb's scoreless streak is halted at 42.0 innings on the Brewers' Prince Fielder's RBI single in the first inning. The streak ties for the 12th-best in Major League history. Webb posts a 3-2 win @ Brewers for his 14th win.

**Sept. 5:** In their final meeting of the year, the D-backs post a 9-6 win vs. Padres and eventual Cy Young winner Jake Peavy. Pitching on three days' rest, Peavy allows 8 runs over 4.0 innings, the highest run total and shortest outing for Peavy in 2007.

**Sept. 5:** Justin Upton is named Minor League Player of the Year by *USA Today*.

**Sept. 27:** Micah Owings and three relievers combine for a 8-0 shutout @ Pirates. Notified shortly before game time that he would start in place of Brandon Webb, Owings allows only 4 hits over 6.1 innings while going 4-for-4 with 3 RBI. The win allows Arizona to maintain a 1-game lead in the NL West with 3 games to play.

**Sept. 28:** The D-backs clinch their fourth postseason berth in 10 years of existence with a 4-2 win @ Rockies. Brandon Webb allows 2 runs on 8 hits over 7.0 innings for his 18th win. Jose Valverde earns his Major League-leading 47th save, striking out the side, the last 2 coming with the tying runs on base.

**Sept. 29:** Prior to that night's game in Denver, the D-backs secure their fourth NL West title in franchise history, as the Brewers rally to defeat the Padres.

**Oct. 3:** The D-backs' record a 3-1 win vs. Cubs in the NL Division Series opener. Brandon Webb allows 1 run on 4 hits over 7.0 innings with 9 strikeouts. Mark Reynolds' solo homer and Conor Jackson's sac fly break a 1-1 tie in the seventh inning.

**Oct. 4:** Arizona moves to a 2-0 series lead with an 8-4 win vs. Cubs. Chris Young's 3-run homer in the second inning stakes Arizona to a 4-2 lead as Doug Davis and four relievers preserve the victory.

**Oct. 6:** Arizona scores its first postseason series win since the 2001 World Series by completing a sweep of the NL Division Series with a 5-1 win @ Cubs. Livan Hernandez allows 1 run on 5 hits over 6.0 innings. Chris Young hits a leadoff homer. The Cubs hit into 4 double plays.

**Oct. 15:** The D-backs' season ends where it began, as the Rockies' 6-4 win completes a sweep of the NL Championship Series. Arizona rallies from a 6-1 deficit on Chris Snyder's 3-run homer in the eighth and had the tying run at the plate at game's end.

**Nov. 6:** Despite missing the final three weeks of the regular season, Orlando Hudson earns his third consecutive Rawlings Gold Glove Award.

**Nov. 14:** The Baseball Writers' Association of America names Bob Melvin as NL Manager of the Year. Melvin earns similar honors from The Sporting News and the Negro Leagues Baseball Museum.

**Dec. 3:** Arizona trades OF Carlos Quentin to the White Sox for INF Chris Carter.

**Dec. 14:** Arizona makes three trades, the most significant of which resulting in the D-backs acquiring RHP Dan Haren and RHP Connor Robertson from the A's for six minor league players. In addition, the D-backs send RHP Jose Valverde to the Astros for RHP Chad Qualls and RHP Juan Guiterrez and OF Chris Burke and acquire RHP Billy Buckner from the Royals for INF Alberto Callaspo.

## 2008

**April 8:** Chris Young agrees to a contract extension that will run through the 2013 season, with a club option for 2014.

**April 9:** Doug Davis defeats the Dodgers, 10-5, before being placed on the disabled list for surgery to remove thyroid cancer and missing the next 38 games.

**April 29:** Max Scherzer makes his big league debut vs. Astros, retiring all 13 batters he faces in 4.1 innings of relief, including 7 strikeouts, the longest debut in modern Major League history (since 1900) by a pitcher who retired every batter he faced.

**April 30:** Micah Owings' pinch-hit, 2-run homer ties the game in an eventual 8-7 win as he becomes the first pitcher since the Brewers' Brooks Kieschnick on April 22, 2004 vs. D-backs to hit a pinch-homer.

**May 3:** Brandon Webb wins the NL Pitcher of the Month award for April, going 6-0 with a 1.98 ERA, leading the league in wins, fourth in ERA and third in opponent batting average (.192). The last pitcher in the Majors to end April with 6 wins was Randy Johnson in 2002.

**May 15:** Brandon Webb becomes the first pitcher since 1985 to win his first 9 starts of the season with an 8-5 win vs. Rockies, striking out 8 in 7.1 innings. Webb's streak would end there as he loses, 3-1, on May 21 @ Marlins.

**May 31:** Brandon Webb tosses his eighth-career complete-game shutout, allowing 6 hits with 8 strikeouts in a 4-0 win vs. Nationals.

**June 3:** Randy Johnson's first-inning strikeout of the Brewers' Mike Cameron is his 4,673rd, moving him past Roger Clemens into second place on the all-time strikeout list.

**July 2:** Dan Haren wins the NL Pitcher of the Month award for May, going 3-0 with a league-best 1.32 ERA.

**July 15:** Dan Haren (2.0 IP) and Brandon Webb (1.0 IP) each make scoreless appearances for the NL in the All-Star Game at Yankee Stadium in New York. Both pitchers end their appearances with 2 strikeouts in the 15-inning NL loss.

**July 17:** INF Tony Clark is re-acquired from the Padres for minor league pitcher Evan Scribner.

**July 21:** Randy Johnson improves to 13-0 in his career against the Cubs, tossing 7.0 scoreless innings.

**July 22:** RHP Jon Rauch is acquired from the Nationals for INF Emilio Bonifacio.

**July 23:** Conor Jackson goes 3-for-3 with a triple, run scored and RBI a day after going 3-for-5 with a home run, double, 2 runs scored and 3 RBI against the Cubs. Jackson would win NL Player of the Week honors for July 21-27 with a .542 average.

**July 26:** Brandon Webb strikes out the Giants' Dave Roberts in the third inning for his 1,000th career strikeout, joining Randy Johnson as the only other D-back to reach that mark.

**Aug. 5:** Dan Haren agrees to a contract extension that will run through the 2012 season, with a club option for 2013.

**Aug. 11:** INF/OF Adam Dunn acquired from the Reds for minor league pitcher Dallas Beck and two players-to-be-named (OF Wilkin Castillo and RHP Micah Owings).

**Aug. 12:** The D-backs' 4-2 win @ Rockies gives Bob Melvin his 304th regular season win as Arizona's manager, moving him past Bob Brenly for the franchise lead.

**Aug. 16:** Miguel Montero and Chris Young both hit their first career grand slams in an 11-5 win @ Astros, the first time in franchise history that two D-backs have hit grand slams in the same game.

**Aug. 21:** INF David Eckstein is acquired from the Blue Jays for minor league pitcher Chad Beck.

**Sept. 1:** Stephen Drew becomes the third player in D-backs history to hit for the cycle against the Cardinals, the first-ever at Chase Field, and also tied the franchise-record with 5 hits.

**Sept. 22:** Brandon Webb wins his 22nd game, 4-2 @ Cardinals, allowing 2 runs over 7.0 innings with 2 walks and 6 strikeouts. The 22 wins tied for the Major League-lead and were tied for the third-most in franchise history with Curt Schilling in 2001.

**Sept. 23:** The D-backs announce that their Triple-A affiliate, Tucson Sidewinders, will relocate for the 2009 season and be renamed the Reno Aces.

**Sept. 24:** After spending most of the season in first place, the D-backs are eliminated from the postseason with a 4-2 loss in St. Louis, giving the Dodgers the NL West title.

**Sept. 28:** Randy Johnson tosses his 100th career complete game in the season finale, a 2-1 win vs. Rockies, allowing 1 unearned run with 9 strikeouts.

**Dec. 12:** The D-backs sign free agent INF Felipe Lopez to a one-year contract.

**Dec. 30:** Chris Snyder agrees to a contract extension that will run through the 2011 season, with a club option for 2012.

## 2009

**Jan. 2:** General Partner and Chief Executive Officer Jeff Moorad resigns and Derrick Hall is promoted to President and Chief Executive Officer.

**Jan. 29:** Arizona signs free agent RHP Jon Garland to a one-year contract.

**April 6:** The D-backs hit 5 home runs as in a 9-8 win vs. Rockies on Opening Day... Felipe Lopez and Tony Clark each homered from both sides of the plate, the first time two teammates had ever accomplished the feat on Opening Day and the first time in the regular season since April 23, 2000... Brandon Webb (6 H, 2 BB, 2 K, 2 HR) makes his lone start of the season, allowing 6 earned runs in 4.0 innings.

**April 11:** Major League Baseball awards the D-backs the 2011 Major League Baseball All-Star Game as announced by Commissioner Allan H. (Bud) Selig in a press conference at Chase Field.

**April 12:** Nine-year old Phoenix-resident Blaise Wagner becomes the 30,000,000th fan to enter Chase Field and the D-backs become the second-fastest team to reach the mark since an inception of a franchise, trailing only the Colorado Rockies, who reached the milestone in 1993 during their ninth season.

**April 27:** Dan Haren tosses a complete-game, 7-2 win vs. Cubs...Haren finishes April with a 1.54 ERA, second in the NL, as opponents hit .171 with 36 strikeouts and 5 walks while leading the NL with fewest walks per 9.0 innings (1.3).

**May 8:** Bob Melvin is dismissed as D-backs manager and replaced by A.J. Hinch while the D-backs also named Jack Howell as hitting coach and Mel Stottlemyre, Jr. as pitching coach...Hinch, at age 34 years and 357 days, became the youngest manager since Eric Wedge (34 years, 275 days) was appointed manager of the Indians on Oct. 29, 2002.

**May 10:** Manager A.J. Hinch and pitcher Esmerling Vasquez both earned their first career victory with a 10-8 triumph vs. Nationals...it was the 19th time since 1900 that a manager and pitcher both recorded their first win in the same game...the most recent pair was Dale Sveum and Mark DiFelice for the Milwaukee Brewers in Sept. 2008...the most notable was Hall-of-Fame manager Joe McCarthy and Charlie Root for the Cubs in 1926...Root was on the mound for Babe Ruth's alleged "called shot" home run in the 1932 World Series

**May 11:** Justin Upton's career-high 18-game hit streak from April 24-May 11 ties for fifth longest in D-backs history with Mark Grace and Junior Spivey...Upton is named NL Player of the Month for May after hitting .373 (41-for-110) with 8 doubles, 4 triples, 7 homers and 21 RBI.

**May 13:** Gerardo Parra, making his Major League debut vs. Reds, homers in his first at-bat, becoming the second D-back (Alex Cabrera on June 26, 2000 vs. Astros) and the 100th player in Major League history, second of the season (Braves' Jordan Schafer on April 5 @ Phillies), to accomplish the feat...Parra was named NL Rookie of the Month after hitting .319 (22-for-69), with 3 doubles, 3 triples, a home run and 16 RBI.

**May 16:** Max Scherzer earned his first career win with a 12-0 blanking on May 16 @ Braves, tossing 6.0 scoreless innings while allowing 4 hits and 3 walks with 4 strikeouts...the victory came in his 23rd career appearance (14th start) and snapped a personal 7-game losing streak to start his career.

**June 9:** INF Bobby Borchering from Bishop Verot High School and OF A.J. Pollock from the University of Notre Dame are taken with the 16th and 17th picks, respectively, in the First-Year Player Draft.

**June 12:** Dan Haren (CG, 1 R, 2 BB, 7 K, 1 HR) tossed his first career 2-hitter in an 8-1 win vs. Astros.

**June 14:** Mark Reynolds named NL Player of the Week for June 8 -14 (co-winner with the Rockies' Huston Street).

**June 30:** Dan Haren hit his first career home run @ Reds, the latter of back-to-back homers with Miguel Montero, the 16th time in franchise history that a pitcher has hit a home run...Haren goes 3-1 with a 1.64 ERA (8 ER in 44.0 IP) in 6 starts in June...his ERA ranked second in the NL and sixth in the Majors (min. 25.0 IP)...held opponents to a Major-League low .151 batting average (23-for-152) while ranking second with 42 strikeouts.

**July 7:** INF Brandon Allen acquired from the White Sox for RHP Tony Pena.

**July 13:** Dan Haren becomes the first pitcher in Major League history to reach the All-Star break leading the Majors in the following four categories: ERA (2.01), strikeout to walk ratio (8.1), WHIP (0.81) and opponents' on-base percentage (.219)...his 9 wins and 2.01 ERA at the break marked the first time that a NL pitcher had at least 9 wins and an ERA that low at the break since 2000 (Randy Johnson--14 wins, 1.80 ERA and Danny Graves--9 wins, 1.99 ERA)

**July 14:** Dan Haren (third time) and Justin Upton (first time) play for the NL All-Star Team at the Midsummer Classic in St. Louis...Haren tossed a scoreless fourth inning, allowing a hit to Texas' Michael Young while retiring Boston's Jason Bay, Texas' Josh Hamilton and Toronto's Aaron Hill...Upton entered the game as a pinch-hitter in the sixth inning, grounding out against Seattle's Felix Hernandez...Upton took over defensively in leftfield...in his second at-bat, Upton grounded out against New York's Mariano Rivera in the ninth inning.

**July 16:** The D-backs and Colorado Rockies in partnership with the Salt River Pima-Maricopa Indian Community announce plans for a new Spring Training facility on Community land slated to open in 2011...it will be the first Major League spring training facility in the U.S. to be built on Indian land.

**July 19:** The D-backs trade INF Felipe Lopez to the Brewers for OF Cole Gillespie and RHP Roque Mercedes

**Aug. 4:** Yusmeiro Petit took a no-hitter into the eighth inning and got the win as he and Leo Rosales combined to record a 1-hit shutout in a 6-0 victory @ Pirates.

**Aug. 9:** Mark Reynolds named NL Player of the Week for Aug. 3-9 after hitting .448 (13-for-29) with 6 home runs, 10 RBI and a 1.103 slugging percentage.

**Aug. 22:** The D-backs streak of plate appearances without a walk ended at 153 when Mark Reynolds drew a walk in the fifth inning...the streak, which ran from Aug. 17-22, is the longest streak in franchise history and the fifth-longest streak in baseball since 1998 as Detroit had the longest streak at 183 plate appearances without a walk from Sept. 4-9, 2002.



**Aug. 28:** John Hester became the ninth D-backs player to make their big league debut on the season and connected for a 2-run pinch-hit homer in the sixth inning, the second Arizona player of the season to hit a homer in his first Major League at-bat. RHP Jon Rauch traded to the Twins for a player to be named (Kevin Mulvey).

**Aug. 29:** Former D-back Luis Gonzalez announces his retirement and rejoins club as Special Assistant to the President & CEO as the D-backs host "Luis Gonzalez Appreciation Night."

**Aug. 31:** RHP Jon Garland traded to the Dodgers for a player to be named (INF Tony Abreu).

**Sept. 20:** The D-backs dedicate broadcast wing of Chase Field Press Box to Hall-of-Famer Joe Garagiola.

**Oct. 22:** Mark Reynolds named as third baseman on *Sporting News* National League All-Star Team.

**Nov. 6:** The D-backs exercise the club option on RHP Brandon Webb for 2010.

**Nov. 11:** The D-backs name former D-back Matt Williams first base coach and Bo Porter third base coach.

**Nov. 16:** The D-backs, Colorado Rockies and Salt River Pima-Maricopa Indian Community officially break ground on the Community's new Spring Training facility.

**Nov. 19:** RHP Aaron Heilman acquired from the Cubs for LHP Scott Maine and INF Ryne White.

**Dec. 9:** The D-backs acquire RHP Edwin Jackson from the Tigers and RHP Ian Kennedy from the Yankees in a three-team trade that sent RHP Max Scherzer and LHP Daniel Schlereth from the D-backs to the Tigers. In the deal, the Tigers also received OF Austin Jackson and LHP Phil Coke from the Yankees in exchange for OF Curtis Granderson.

**Dec. 28:** RHP Bobby Howry agrees to terms on a one-year contract with a club option for 2011.

**Dec. 30:** INF Kelly Johnson agrees to terms on a one-year contract.

## 2010

**Jan. 15:** INF Adam LaRoche agrees to terms on a one-year contract with a mutual option for 2011.

**April 5:** Dan Haren allows only a run on 3 hits while striking out 4 over 7.0 innings in a 6-3 win vs. Padres on Opening Day...the sold-out crowd of 49,458 was the second-largest Opening Day crowd in franchise history and the ninth sellout in 13 home openers.

**April 11:** The D-backs set a club record by scoring 13 runs in the fourth inning vs. Pirates.

**April 17:** Kris Benson made his D-backs debut and joined Andy Benes and Justin Upton as the third No. 1 overall draft pick to play for the D-backs.

**April 21:** Cole Gillespie recorded a pinch-hit double in his Major League debut vs. Cardinals becoming one of 300 players to get a pinch-hit double in their first career plate appearance since 1920.

**April 24:** Kelly Johnson's 14 extra-base hits through the D-backs first 17 games tied Matt Williams for the most extra-base hits to start a season in club history.

**April 26:** Mark Reynolds was named the NL Player of the Week after batting .421 (8-for-19) with 2 doubles, 3 home runs and 11 RBI in 5 games.

**May 3:** Kelly Johnson named the NL Player of the Month for April.

**May 11:** Dan Haren sets a franchise record by recording 9 consecutive outs on strikeouts to begin the game.

**May 20:** Mark Reynolds becomes the fourth-fastest third baseman in Major League history to reach 100 homers.

**June 1:** LHP Dontrelle Willis acquired from the Tigers for RHP Billy Buckner.

**June 4:** The D-backs announce the new Spring Training facility to be shared with the Rockies on Salt River Pima-Maricopa Indian land starting in 2011 will be called Salt River Fields at Talking Stick...it is the first Major League Spring Training facility built on Indian land...the 140-acre site will include 12 practice fields and an 11,000-seat ballpark that will have the most lawn seating in the Cactus League.

**June 8:** The D-backs played their 1,000th regular-season home game at Chase Field, a 7-5 loss vs. Braves.

**June 15:** The D-backs acquire RHP Sam Demel from the A's for OF Conor Jackson.

**June 25:** Justin and B.J. Upton face each other for the first time as one of eight sets of brothers currently active in the majors.



## JACKSON WORKS HARD IN NO-HITTER

Edwin Jackson tossed the second no-hitter in D-backs history and 278th no-hitter in Major League history on June 25, 2010 at Tampa in memorable fashion, as his 149th pitch induced Jason Bartlett's game-ending groundout to Stephen Drew. Jackson's 149 pitches were the most all-time in a no-hitter, while his 36 batters faced tied for the most and his 8 walks tied for the third-most all-time. He threw more than 60 pitches in the first 3.0 innings, causing the D-backs to warm-up four relievers.

### ARIZONA

Kelly Johnson, DH  
Stephen Drew, SS  
Justin Upton, RF  
Miguel Montero, C  
Chris Young, CF  
Adam LaRoche, 1B  
Mark Reynolds, 3B  
Gerardo Parra, LF  
Tony Abreu, 2B  
Edwin Jackson, P

### AB

### R

### H

### RBI

### TAMPA BAY

John Jaso, C  
Jason Zobrist, RF-1B  
Evan Longoria, 3B  
Carlos Pena, 1B  
1-Carl Crawford, PR  
Reid Brignac, 2B  
Matt Joyce, LF  
B.J. Upton, CF  
Hank Blalock, DH  
Sean Rodriguez, 2B-RF  
a-Willy Aybar, PH  
Jason Bartlett, SS  
Jeff Niemann, P  
Randy Choate, P  
Grant Balfour, P

### AB

### R

### H

### RBI

### TOTALS

### 30

### 1

### 7

### 1

### TOTALS

### 27

### 0

### 0

### 0

ARIZONA 010 000 000 - 1 7 1  
TAMPA BAY 000 000 000 - 0 0 0

HR: LaRoche (11)  
Winning Pitcher: Jackson (C, 5-6)  
Losing Pitcher: Niemann (6-2)  
Time: 2:46  
Attendance: 18,918

**June 25:** Edwin Jackson tossed the second no-hitter in franchise history @ Rays...had 6 strikeouts, 8 walks, a hit batter and 149 pitches, the most in a no-hitter, while his 8 walks tied for the third-most...it was also the fourth no-hitter in Interleague Play and fourth by a pitcher against his former team since 1950.

**June 27:** The D-backs recorded their 1,000th win after 12 seasons and 76 games, becoming the second-fastest expansion-era club to reach 1,000 victories since 1961.

**June 29:** Edwin Jackson named the NL Player of the Week after throwing a no-hitter vs. Rays.

**June 30:** Barry Enright becomes the sixth D-back to make his Major League debut on the season.

**July 2:** The D-backs dismissed Executive Vice President & General Manager Josh Byrnes and manager A.J. Hinch from their duties and named Jerry Dipoto interim General Manager and Kirk Gibson interim manager.

**July 2:** Kirk Gibson makes his managerial debut against the Dodgers and becomes the fourth manager since 2001 to make his managerial debut against a team he formerly played for...with a 12-5 win, joined Bob Brenly (3-2 @ Dodgers, April 1, 2001) as the only D-backs' managers to win in their managerial debuts.

**July 13:** Chris Young (first career) plays with the NL All-Star Team at the Midsummer Classic in Anaheim...Young went 0-for-2 and caught the ball to end the game to snap the NL's 13-year losing streak...he also finished with 1 homer in the State Farm Home Run Derby.

**July 23:** Kelly Johnson collected his first career cycle and the fourth in franchise history with a solo homer in the first, a double in the fifth, a sixth-inning triple and a single in the eighth.

**July 25:** The D-backs acquire LHP Joe Saunders, LHP Patrick Corbin, RHP Rafael Rodriguez and a player to be named (Tyler Skaggs) from the Angels for RHP Dan Haren.

**July 30:** D-backs acquire RHP Daniel Hudson with LHP David Holmberg from the White Sox for LHP Edwin Jackson.

**July 31:** The D-backs trade RHP Chad Qualls to the Rays for a player to be named (RHP Matt Gorgen) and acquired OF Ryan Church, INF Bobby Crosby and RHP D.J. Carrasco from the Pirates for C Chris Snyder and INF Pedro Ciriaco.

**Aug. 7:** The D-backs retire Luis Gonzalez's No. 20 as he becomes the first D-back to have his number retired...at the time, Gonzo is the franchise leader in nearly every offensive category after an eight-year stint with the D-backs from 1999-2006.

**Aug. 7:** Chris Young becomes the first D-back and fourth player in the last 40 years to hit a lead-off and walk-off home run in the same game.

**Aug. 8:** Stephen Drew becomes the fifth D-back to play in 600 games and collect 250 RBI joining Luis Gonzalez (1,194/774), Steve Finley (849/749), Chad Tracy (704/318) and Jay Bell (616/304)...Chris Young hits his 20th home run becoming the Major's first 20-homer, 20-stolen base player on the season...it marks the second time he has accomplished the feat.

**Aug 11:** Solo home runs by Adam LaRoche, Miguel Montero, Mark Reynolds and Stephen Drew in the fourth inning tied a Major League record for most consecutive homers in a game for the seventh time in history.

**Sept. 2:** Daniel Hudson is named the NL Rookie of the Month for August after going 4-1 with a 1.85 ERA (9 ER in 43.2 IP) and a .195 opponents average (30-for-154) with 8 walks and 42 strikeouts in 6 starts.

**Sept. 13:** The D-backs' and Reds' back-to-back homers in the second inning (D-backs' Miguel Montero and Ryan Church and Reds' Jay Bruce and Drew Stubbs) were the first back-to-back homers in the same inning since April 16, 2006.

**Sept. 21:** The D-backs unveil the logo for the 2011 All-Star Game...the logo features the "All-Star Game" script adjoined with the D-backs and MLB logos set against a traditional Arizona mountain scene involving the organization's Sedona Red and Sonoran Sand colors with a touch of light blue.

**Sept. 22:** Kevin Towers agrees to a two-year contract with club options to become the third Executive Vice President & General Manager in club history.

**Sept. 23:** Kelly Johnson becomes the 13th player in franchise history to reach the 25-homer mark.

**Sept. 25:** The D-backs eclipse the 2 million mark in attendance for the 13th straight season.

**Sept. 27:** Miguel Montero hits 2 triples to tie the Major League single-game record for a catcher.

**Oct. 1:** Adam LaRoche has an RBI-double and a 2-run homer to reach the 100-RBI mark for the first time...he is the sixth player in club history to reach the mark joining Luis Gonzalez (5 times), Matt Williams, Jay Bell, Steve Finley and Mark Reynolds.

**Oct 4:** The D-backs ink Kirk Gibson to a two-year contract through 2012 with a club option for 2013 as manager after compiling a 34-49 mark as interim manager...the D-backs also announce that base coach Matt Williams and bullpen coach Glenn Sherlock will return on Kirk Gibson's coaching staff in 2011...interim general manager Jerry Dipoto is promoted to Senior Vice President, Scouting & Player Development.

**Oct. 26:** The D-backs name Alan Trammell as bench coach, Don Baylor as hitting coach, Eric Young as first base coach and Charles Nagy as pitching coach.

**Nov. 15:** The D-backs agree to terms with INF Geoff Blum on a two-year contract...Billy Ryan is named Assistant General Manager...Mike Bell is named Director, Player Development.

**Nov. 18:** The D-backs acquire INF Juan Miranda from the Yankees for RHP Scott Allen.

**Nov. 24:** The D-backs acquire LHP Zach Duke from the Pirates for a player to be named (Cesar Valdez).

**Dec 2:** LHP Zach Duke agrees to terms on a one-year contract with a mutual option for 2012.

**Dec. 6:** INF Melvin Mora agrees to terms on a one-year contract...the D-backs acquire RHP David Hernandez and RHP Kam Mickiolo from the Orioles for INF Mark Reynolds and a player to be named or cash considerations.

**Dec. 7:** RHP J.J. Putz agrees to terms on a two-year contract with a club option for 2013.

**Dec. 9:** The D-backs select LHP Joe Paterson from the San Francisco Giants in the Rule 5 Draft.

**Dec. 17:** C Henry Blanco agrees to terms on a one-year contract with a mutual option for 2012...OF Xavier Nady agrees to terms on a one-year contract.

## 2011

**Jan. 18:** INF/OF Willie Bloomquist agrees to terms on a one-year contract with a mutual option for 2012...INF Stephen Drew avoids arbitration and agrees to terms on a two-year contract with a mutual option for 2013...RHP Aaron Heilman agrees to terms on a one-year contract...LHP Joe Saunders avoids arbitration and agrees to a one-year contract for 2011.

**Jan. 24:** The D-backs acquire RHP Armando Galarraga from the Detroit Tigers for RHP Kevin Eichhorn and LHP Ryan Robowski...Luis Gonzalez named the Ambassador for 2011 Major League Baseball All-Star Summer.

**Jan. 26:** C Miguel Montero avoids arbitration and agrees to terms on a one-year contract.

**Feb. 15:** INF Kelly Johnson avoids arbitration and agrees to terms on a one-year contract.

## D-BACKS POSTSEASON HISTORY



### D-BACKS POSTSEASON DAY-BY-DAY

#### 1999 DIVISION SERIES vs. NEW YORK METS -- October 5-9, 1999

GM	Date	Site	W/L	Score	Winner	Loser	Save	Time	Att.
1	10/5	Bank One Ballpark	L	4-8	Wendell (R, 1-0)	Johnson (0-1)	-	2:53	49,584
2	10/6	Bank One Ballpark	W	7-1	Stottlemire (1-0)	Rogers (0-1)	-	3:13	49,328
3	10/8	Shea Stadium	L	2-9	Reed (1-0)	Daal (0-1)	-	3:05	56,180
4	10/9	Shea Stadium	L	3-4 (10)	Franco (R, 1-0)	Mantei (R, 0-1)	-	3:23	56,177

#### 2001 DIVISION SERIES vs. ST. LOUIS CARDINALS -- October 9-13, 2001

GM	Date	Site	W/L	Score	Winner	Loser	Save	Time	Att.
1	10/9	Bank One Ballpark	W	1-0	SCHILLING (1-0)	Morris (0-1)	-	2:36	42,251
2	10/10	Bank One Ballpark	L	1-4	W. Williams (1-0)	Johnson (0-1)	Kline (1)	3:15	41,793
3	10/12	Busch Stadium	W	5-3	Batista (1-0)	Matthews (0-1)	Kim (1)	3:36	52,273
4	10/13	Busch Stadium	L	1-4	Smith (1-0)	Lopez (0-1)	Kline (2)	2:47	52,194
5	10/14	Bank One Ballpark	W	2-1	SCHILLING (2-0)	Kline (0-1)	-	3:05	42,810

#### 2001 NATIONAL LEAGUE CHAMPIONSHIP SERIES vs. ATLANTA BRAVES -- October 16-21, 2001

GM	Date	Site	W/L	Score	Winner	Loser	Save	Time	Att.
1	10/16	Bank One Ballpark	W	2-0	JOHNSON (1-0)	Maddux (0-1)	-	2:44	37,729
2	10/17	Bank One Ballpark	L	1-8	Glavine (1-0)	Batista (0-1)	-	2:54	49,334
3	10/19	Turner Field	W	5-1	SCHILLING (1-0)	Burkett (0-1)	-	2:59	41,624
4	10/20	Turner Field	W	11-4	Anderson (1-0)	Maddux (0-2)	Kim (1)	3:47	42,291
5	10/21	Turner Field	W	3-2	Johnson (2-0)	Glavine (1-1)	Kim (2)	3:47	42,291

#### 2001 WORLD SERIES vs. NEW YORK YANKEES -- October 27-November 4, 2001

GM	Date	Site	W/L	Score	Winner	Loser	Save	Time	Att.
1	10/27	Bank One Ballpark	W	9-1	Schilling (1-0)	Mussina (0-1)	-	2:44	49,646
2	10/28	Bank One Ballpark	W	4-0	JOHNSON (1-0)	Pettitte (0-1)	-	2:35	55,820
3	10/30	Yankee Stadium	L	1-2	Clemens (1-0)	Anderson (0-1)	Rivera (1)	3:26	55,820
4	10/31	Yankee Stadium	L	3-4 (10)	Rivera (R, 1-0)	Kim (R, 0-1)	-	3:31	55,863
5	11/1	Yankee Stadium	L	2-3 (12)	Hitchcock (R, 1-0)	Lopez (R, 0-1)	-	4:15	56,018
6	11/3	Bank One Ballpark	W	15-2	Johnson (2-0)	Pettitte (0-2)	-	3:33	49,707
7	11/4	Bank One Ballpark	W	3-2	Johnson (R, 3-0)	Rivera (1-1)	-	3:20	49,589

#### 2002 DIVISION SERIES vs. ST. LOUIS CARDINALS -- October 1-5, 2002

GM	Date	Site	W/L	Score	Winner	Loser	Save	Time	Att.
1	10/1	Bank One Ballpark	L	2-12	Morris (1-0)	Johnson (0-1)	-	2:55	49,154
2	10/3	Bank One Ballpark	L	1-2	Fassero (R, 1-0)	Koplove (R, 0-1)	Isringhausen (1)	3:20	48,856
3	10/5	Busch Stadium	L	3-6	Fassero (R, 2-0)	Batista (0-1)	Isringhausen (2)	3:14	52,189

#### 2007 DIVISION SERIES vs. CHICAGO CUBS -- October 3-6, 2007

GM	Date	Site	W/L	Score	Winner	Loser	Save	Time	Att.
1	10/3	Chase Field	W	3-1	Webb (1-0)	Zambrano (0-1)	Valverde (1)	2:33	48,864
2	10/4	Chase Field	W	8-4	Davis (1-0)	Lilly (0-1)	-	3:44	48,575
3	10/6	Wrigley Field	W	5-1	Hernandez (1-0)	Hill (0-1)	-	3:22	42,157

#### 2007 NATIONAL LEAGUE CHAMPIONSHIP SERIES vs. COLORADO ROCKIES -- October 11-15, 2007

GM	Date	Site	W/L	Score	Winner	Loser	Save	Time	Att.
1	10/11	Chase Field	L	1-5	Francis (1-0)	Webb (0-1)	-	3:12	48,142
2	10/12	Chase Field	L	2-3 (11)	Corpas (R, 1-0)	Valverde (R, 0-1)	Speier (1)	4:26	48,219
3	10/14	Coors Field	L	1-4	Fogg (1-0)	Hernandez (0-1)	Corpas (1)	3:04	50,137
4	10/15	Coors Field	L	4-6	Herges (0-1)	Owings (0-1)	Corpas (2)	3:17	50,213

D-BACKS POSTSEASON HISTORY

1999 DIVISION SERIES

METS (3) VS. D-BACKS (1)

Game 1 - October 5 @ Arizona

NYM	102	100	004	-	8	10	0
ARI	001	102	000	-	4	7	0

Game 2 - October 6 @ Arizona

NYM	001	000	000	-	1	5	0
ARI	003	020	20x	-	7	9	1

Game 3 - October 8 @ New York

ARI	000	020	000	-	2	5	3
NYM	012	006	00x	-	9	11	0

Game 4 - October 9 @ New York

ARI	000	010	020	0	-	3	5	1
NYM	000	101	010	1	-	4	8	0

2001 DIVISION SERIES

D-BACKS (3) VS. CARDINALS (2)

Game 1 - October 9 @ Arizona

STL	000	000	000	-	0	3	1
ARI	000	010	00x	-	1	8	1

Game 2 - October 10 @ Arizona

STL	201	000	001	-	4	7	0
ARI	000	000	010	-	1	5	2

Game 3 - October 12 @ St. Louis

ARI	000	001	400	-	5	9	0
STL	000	200	100	-	3	6	0

Game 4 - October 13 @ St. Louis

ARI	100	000	000	-	1	6	0
STL	112	000	00x	-	4	7	1

Game 5 - October 14 @ Arizona

STL	000	000	010	-	1	6	1
ARI	000	100	001	-	2	9	1

PLAYER	BATTING													E
	AVG	G	AB	R	H	2B	3B	HR	RBI	BB-I	SO	SB-CS		
Bell	.286	4	14	3	4	1	0	0	3	1-0	0	0-1	1	
Colbrunn	.400	2	5	1	2	1	0	1	2	2-0	2	0-0	0	
Durazo	.143	2	7	1	1	0	0	1	1	1-0	0	0-0	0	
Finley	.385	4	13	0	5	1	0	0	5	3-0	1	0-0	0	
Fox	.000	1	3	0	0	0	0	0	0	0-0	1	0-0	1	
Frias	.000	4	7	0	0	0	0	0	0	0-0	3	0-0	0	
Gilkey	.000	2	6	0	0	0	0	0	0	0-0	0	0-0	0	
Gonzalez	.200	4	10	3	2	1	0	1	2	5-1	1	0-0	0	
Harris	.000	2	2	0	0	0	0	0	0	0-0	0	0-0	0	
Stinnett	.143	4	14	1	2	1	0	0	0	1-0	4	0-0	0	
Ward	.500	3	2	2	1	0	0	1	3	1-0	0	0-0	0	
Williams	.375	4	16	3	6	1	0	0	0	0-0	1	0-0	0	
Womack	.111	4	18	2	2	0	1	0	0	0-0	6	0-0	2	
ARIZONA	.206	4	126	16	26	7	1	4	16	14-1	22	0-1	5	
New York	.254	4	134	22	34	5	0	5	22	21-3	28	8-0	0	

	PITCHING													OPP
Player	W-L	ERA	G	GS	SV	IP	H	R	ER	HR	BB-IBB	SO	AVG	
Anderson	0-0	2.57	1	1	0	7.0	7	2	2	1	0-0	4	.250	
Chouinard	0-0	4.50	2	0	0	2.0	3	1	1	1	0-0	1	.333	
Daal	0-1	6.75	1	1	0	4.0	6	3	3	0	3-0	4	.353	
Holmes	0-0	27.00	1	0	0	1.1	1	4	4	0	3-1	0	.250	
Johnson	0-1	7.56	1	1	0	8.1	8	7	7	2	3-0	11	.250	
Mantei	0-1	4.50	1	0	0	2.0	1	1	1	1	3-1	1	.167	
Olson	0-0	0.00	2	0	0	0.1	0	1	0	0	1-0	0	.000	
Plesac	0-0	54.00	1	0	0	0.1	3	2	2	0	0-0	0	.750	
Stottlemire	1-0	1.35	1	1	0	6.2	4	1	1	0	5-0	6	.174	
Swindell	0-0	0.00	3	0	0	3.1	1	0	0	0	3-1	1	.100	
ARIZONA	1-3	5.35	4	4	0	35.1	34	22	21	5	21-3	28	.254	
New York	3-1	4.00	4	4	0	36.0	26	16	16	4	14-1	22	.206	

BATTING													
PLAYER	AVG	G	AB	R	H	2B	3B	HR	RBI	BB-I	SO	SB-CS	E
Barajas	.000	1	0	0	0	0	0	0	0	0-0	0	0-0	0
Bautista	.000	3	6	1	0	0	0	0	1	0-0	0	0-0	0
Bell	.250	2	4	0	1	0	0	0	0	0-0	1	0-0	0
Colbrunn	.333	4	6	0	2	0	0	0	1	1-1	0	0-0	0
Counsel	.188	5	16	2	3	0	0	1	3	2-0	2	0-0	0
Cummings	.000	2	0	1	0	0	0	0	0	0-0	0	0-1	0
Dellucci	.000	2	0	0	0	0	0	0	0	0-0	0	0-0	0
Durazo	.000	1	1	0	0	0	0	0	0	0-0	0	0-0	0
Finley	.421	5	19	1	8	1	0	0	2	0-0	2	0-0	0
Gonzalez	.263	5	19	1	5	0	0	1	1	2-0	4	0-0	0
Grace	.214	4	14	0	3	1	0	0	0	2-0	3	0-0	0
Miller	.267	5	15	1	4	0	0	0	0	1-1	3	0-0	0
Sanders	.357	5	14	2	5	1	0	1	1	3-0	3	1-0	0
Williams	.063	5	16	0	1	1	0	0	0	4-0	4	0-0	1
Womack	.294	5	17	1	5	1	0	0	1	3-0	2	0-1	2
Batista	.000	2	1	0	0	0	0	0	0	0-0	0	0-0	1
Johnson	.000	1	2	0	0	0	0	0	0	0-0	2	0-0	0
Lopez	.000	1	1	0	0	0	0	0	0	0-0	0	0-0	0
Schilling	.000	2	5	0	0	0	0	0	0	0-0	2	0-0	0
ARIZONA	.237	5	156	10	37	5	0	3	10	18-2	29	1-2	4
St. Louis	.191	5	152	12	29	3	0	6	12	12-0	38	3-0	3

PITCHING														OPP
Player	W-L	ERA	G	GS	SV	IP	H	R	ER	HR	BB-IBB	SO	AVG	
Anderson	0-0	2.25	2	0	0	4.0	3	1	1	1	0-0	3	.214	
Batista	1-0	2.70	2	1	0	6.2	3	2	2	1	1-0	4	.136	
Johnson	0-1	3.38	1	1	0	8.0	6	3	3	1	2-0	9	.222	
Kim	0-0	0.00	1	0	1	1.1	1	0	0	0	2-0	1	.250	
Lopez	0-1	12.00	1	1	0	3.0	4	4	4	2	3-0	0	.364	
Morgan	0-0	6.75	3	0	0	1.1	2	1	1	0	2-0	1	.333	
Schilling	2-0	0.50	2	2	0	18.0	9	1	1	1	2-0	18	.143	
Swindell	0-0	0.00	2	0	0	1.2	1	0	0	0	0-0	2	.200	
ARIZONA	3-2	2.45	5	5	1	44.0	29	12	12	6	12-0	38	.191	
St. Louis	2-3	2.06	5	5	2	43.2	37	10	10	3	18-2	29	.237	

## 2001 NLCS

### D-BACKS (4) VS. BRAVES (1)

#### Game 1 - October 16 @ Arizona

ATL	000	000	000	- 0	3	1
ARI	100	010	00x	- 2	8	0

#### Game 2 - October 17 @ Arizona

ATL	100	000	250	- 8	8	0
ARI	000	001	000	- 1	5	1

#### Game 3 - October 19 @ Atlanta

ARI	002	030	000	- 5	9	1
ATL	000	100	000	- 1	4	1

#### Game 4 - October 20 @ Atlanta

ARI	004	200	014	- 11	12	0
ATL	110	000	110	- 4	13	4

#### Game 5 - October 21 @ Atlanta

ARI	000	120	000	- 3	6	1
ATL	000	100	100	- 2	7	1

#### BATTING

PLAYER	AVG	G	AB	R	H	2B	3B	HR	RBI	BB-I	SO	SB-CS	E
Bautista	.250	2	4	1	1	0	0	0	1	1-0	1	0-0	0
Bell	.000	1	4	0	0	0	0	0	0	0-0	0	0-0	0
Colbrunn	.000	1	1	0	0	0	0	0	0	0-0	0	0-0	0
Counsell	.381	5	21	5	8	3	0	0	4	0-0	3	1-0	0
Cummings	.000	1	1	0	0	0	0	0	0	0-0	0	0-0	0
Dellucci	.500	2	2	1	1	0	0	0	0	0-0	0	0-0	0
Durazo	.333	2	3	1	1	0	0	1	2	0-0	1	0-0	0
Finley	.286	5	14	1	4	1	0	0	4	3-2	1	1-0	0
Gonzalez	.211	5	19	4	4	0	0	1	4	3-2	3	0-0	0
Grace	.375	5	16	1	6	0	0	0	1	2-1	1	0-0	0
Miller	.176	5	17	0	3	0	0	0	0	2-0	5	0-0	0
Sanders	.118	5	17	2	2	0	0	0	1	5-0	5	1-0	0
Williams	.278	5	18	1	5	1	0	0	2	2-0	3	0-0	3
Womack	.200	4	20	4	4	1	0	0	0	0-0	2	0-1	0
Anderson	.000	1	1	0	0	0	0	0	0	0-0	1	0-0	0
Batista	.000	2	2	0	0	0	0	0	0	0-0	1	0-0	0
Johnson	.000	2	6	0	0	0	0	0	0	0-0	2	0-0	0
Kim	.000	3	1	0	0	0	0	0	0	0-0	0	0-0	0
Lopez	.000	1	1	0	0	0	0	0	0	0-0	1	0-0	0
Schilling	.250	1	4	1	1	0	0	0	0	0-0	2	0-0	0
ARIZONA	.233	5	172	22	40	6	0	2	19	18-5	32	3-1	3
Atlanta	.207	5	169	15	35	6	0	5	14	11-0	39	0-1	7

#### PITCHING

Player	W-L	ERA	G	GS	SV	IP	H	R	ER	HR	BB-IBB	SO	OPP	AVG
Anderson	1-0	2.70	1	0	0	3.1	4	1	1	0	1-0	0	.308	
Batista	0-1	5.14	2	1	0	7.0	5	4	4	2	2-0	3	.185	
Johnson	2-0	1.13	2	2	0	16.0	10	2	2	1	3-0	19	.169	
Kim	0-0	0.00	3	0	0	5.0	0	0	0	0	1-0	3	.000	
Lopez	0-0	6.00	1	1	0	3.0	5	2	2	1	1-0	1	.357	
Morgan	0-0	27.00	2	0	0	1.0	3	3	3	0	1-0	1	.500	
Schilling	1-0	1.00	1	1	0	9.0	4	1	1	0	2-0	12	.133	
Swindell	0-0	27.00	2	0	0	0.1	1	1	1	1	0-0	0	.500	
Witt	0-0	27.00	1	0	0	0.1	3	1	1	0	0-0	0	.750	
ARIZONA	4-1	3.00	5	5	2	45.0	35	15	15	5	11-0	39	.207	
Atlanta	1-4	2.66	5	5	0	44.0	40	22	13	2	18-5	32	.233	

## 2001 WORLD SERIES

### D-BACKS (4) VS. YANKEES (3)

#### Game 1 - October 27 @ Arizona

NYN	100	000	000	- 1	3	2
ARI	104	400	00x	- 9	10	0

#### Game 2 - October 28 @ Arizona

NYN	000	000	000	- 0	3	0
ARI	010	000	30x	- 4	5	0

#### Game 3 - October 30 @ New York

ARI	000	100	000	- 1	3	3
NYN	010	001	00x	- 2	7	1

#### Game 4 - October 31 @ New York

ARI	000	100	020	0	- 3	6	0
NYN	001	000	002	1	- 4	7	0

#### Game 5 - November 1 @ New York

ARI	000	020	000	000	- 2	8	0
NYN	000	000	002	001	- 3	9	1

#### Game 6 - November 3 @ Arizona

NYN	000	002	000	- 2	7	1
ARI	138	300	00x	- 15	22	0

#### Game 7 - November 4 @ Arizona

NYN	000	000	110	- 2	6	3
ARI	000	001	002	- 3	11	0

#### BATTING

PLAYER	AVG	G	AB	R	H	2B	3B	HR	RBI	BB-I	SO	SB-CS	E
Barajas	.400	2	5	1	2	0	0	1	1	0-0	0	0-0	0
Bautista	.583	5	12	1	7	2	0	0	7	1-0	1	0-0	0
Bell	.143	3	7	3	1	0	0	0	1	0-0	2	0-0	0
Colbrunn	.400	1	5	2	2	0	0	0	1	1-0	1	0-0	0
Counsell	.083	6	24	1	2	0	0	1	1	0-0	7	0-0	0
Cummings	.000	2	0	2	0	0	0	0	0	0-0	0	0-0	0
Dellucci	.500	2	2	0	1	0	0	0	0	0-0	0	0-0	0
Durazo	.364	4	11	0	4	1	0	0	1	3-1	4	0-0	0
Finley	.368	7	19	5	7	0	0	1	2	4-1	5	0-1	0
Gonzalez	.259	7	27	4	7	2	0	1	5	1-0	11	0-0	0
Grace	.263	6	19	1	5	1	0	1	3	4-2	1	0-0	1
Miller	.190	6	21	3	4	2	0	0	2	1-1	11	0-0	1
Sanders	.304	6	23	6	7	1	0	0	1	1-1	7	1-0	0
Williams	.269	7	26	3	7	2	0	1	7	0-0	6	0-0	0
Womack	.250	7	32	3	8	3	0	0	3	1-0	7	1-1	1
Johnson	.143	3	7	2	1	0	0	0	1	0-0	2	0-0	0
Schilling	.000	3	6	0	0	0	0	0	0	0-0	5	0-0	0
DH	.364	7	11	1	4	1	0	0	1	3-1	3	0-0	0
ARIZONA	.264	7	246	37	65	14	0	6	36	17-6	70	2-2	3
New York	.183	7	229	14	42	6	0	6	14	16-0	63	1-1	8

#### PITCHING

Player	W-L	ERA	G	GS	SV	IP	H	R	ER	HR	BB-IBB	SO	OPP	AVG
Anderson	0-1	3.38	1	1	0	5.1	5	2	2	1	3-0	1	.238	
Batista	0-0	0.00	2	1	0	8.0	5	0	0	0	5-0	6	.192	
Brohawn	0-0	0.00	1	0	0	1.0	1	0	0	0	0-0	1	.250	
Johnson	3-0	1.04	3	2	0	17.1	9	2	2	0	3-0	19	.150	
Kim	0-1	13.50	2	0	0	3.1	6	5	5	3	1-0	6	.375	
Lopez	0-1	27.00	1	0	0	0.1	2	1	1	0	0-0	0	1.000	
Morgan	0-0	0.00	3	0	0	4.2	1	0	0	0	0-0	1	.067	
Schilling	1-0	1.69	3	3	0	21.1	12	4	4	2	2-0	26	.162	
Swindell	0-0	0.00	3	0	0	2.2	1	0	0	0	1-0	2	.111	
Witt	0-0	0.00	1	0	0	1.0	0	0	0	0	1-0	1	.000	
ARIZONA	4-3	1.94	7	7	0	65.0	42	14	14	6	16-0	63	.183	
New York	3-4	4.41	7	7	1	63.1	65	37	31	6	17-6	70	.264	

## 2001 WORLD SERIES - NOTEBOOK

- ◆ The D-backs entered the World Series with Craig Counsell as the only active player in possession of a World Championship ring while the Yankees were 3-time defending champs.
- ◆ Randy Johnson and Curt Schilling were the second co-MVP's in World Series history joining the Los Angeles Dodger trio of Ron Cey, Pedro Guerrero and Steve Yeager...it marked the 20th and 21st time a starting pitcher won the award, first since Florida's Livan Hernandez in 1997.
- ◆ It was the third time in World Series history that the home team won every game, joining the Twins against St. Louis in 1987, and Twins against Atlanta in 1991.
- ◆ The D-backs outscored New York 31-5 in the 4 wins, and were outscored 9-6 in the trio of 1-run losses in Bronx.
- ◆ The D-backs were the fastest expansion team to get to the Fall Classic a year quicker than Florida in 1997...other expansion clubs to make the World Series and the year they qualified - Mets (eighth year), Royals (12th year), Seattle Pilots/Milwaukee Brewers (14th year), San Diego (16th year), Toronto (16th year)...remaining expansion clubs that have not appeared in the Series include the Angels, Senators/Rangers, Colt 45's/Astros, Expos, Mariners, Rockies and Devil Rays.
- ◆ Arizona pitching held the Yankees to .183 team average (42-for-229), the lowest average ever in a 7 or 8 game World Series...previous low was .185 by St. Louis vs. Kansas City in 1985.
- ◆ Arizona's overall staff ERA of 1.94 was lowest in World Series play since Cincinnati's 1.70 mark in a 4-game sweep of Oakland in 1990 and lowest in a 7-game set since Kansas City had a 1.89 mark in '85 vs. the Cardinals.
- ◆ The D-backs were the first team in 80 years to win the first 2 games they ever played in the World Series, the fourth team overall joining the 1914 Boston Braves, 1919 Cincinnati Reds and 1921 New York Yankees.
- ◆ The walk-off finish to Game 7 was the 11th overall "sudden death" ending to a World Series, the third in a row that involved a 7-game series...the last was the 1997 finish when Craig Counsell scored the tie-breaking run in the 10th inning as Florida defeated Cleveland...the other was Minnesota's 10th inning win over the Braves in the Metrodome in 1991.
- ◆ The D-backs are the 19th team to win the series after trailing 3 games to 2...it was also the 11th time a team won Games 6 and 7 at home.
- ◆ It was the first time the Yankees were involved in a Game 7 of any postseason series since the 1964 World Series went to the limit against St. Louis.
- ◆ The D-backs snapped New York's postseason series streak at 11, handing the Bronx Bombers their first series loss since the 5-game Division Series with Cleveland in 1997.
- ◆ When Curt Schilling and Roger Clemens hooked up in the final game, it marked the sixth time 20-game winners squared off in the seventh game, first since John Tudor (St. Louis) and Bret Saberhagen (Kansas City) in 1985.
- ◆ The 15-2 win in Game 6 alone was worth the following tidbits:
  - ...The D-backs recorded a World Series-record 22 hits.
  - ...The 15 runs tied with Toronto for third highest in a World Series game.
  - ...The 13-run margin of victory tied for second best ever matching the Yankees' 16-3 win over Pittsburgh in Game 2 of 1960 World Series, and was the second-highest ever, just behind an 18-4 Yankee win in Game 2 of the 1936 win over the Giants.
  - ...The 15-0 lead after 5 innings tied the biggest lead by any team at any time in World Series game...the Yankees had a 16-1 lead in Game 2 of the '60 series against Pittsburgh.
  - ...Arizona's 8-run third inning marked the best inning since Game 6 of 1968 series when Detroit scored 10 times in third inning of 13-1 win over St. Louis.





## 2002 DIVISION SERIES

### CARDINALS (3) VS. D-BACKS (0)

#### Game 1 - October 1 @ Arizona

STL	200	301	600	-12	14	1
ARI	101	000	000	-2	8	2

#### Game 2 - October 3 @ Arizona

STL	001	000	001	-2	10	0
ARI	000	000	010	-1	6	0

#### Game 3 - October 5 @ St. Louis

ARI	020	010	000	-3	4	0
STL	011	200	02x	-6	9	0

#### BATTING

PLAYER	AVG	G	AB	R	H	2B	3B	HR	RBI	BB-I	SO	SB-CS	E
Barajas	.250	2	4	1	1	0	0	1	1	0-0	1	0-0	0
Cintron	.000	2	0	0	0	0	0	0	0	0-0	0	0-0	0
Colbrunn	.000	1	3	1	0	0	0	0	0	1-0	1	0-0	0
Dellucci	.286	3	7	1	2	0	0	1	2	0-0	1	0-0	0
Donnels	.000	3	2	0	0	0	0	0	0	1-0	0	0-0	0
Durazo	.000	2	4	0	0	0	0	0	0	1-0	1	0-0	0
Finley	.222	3	9	1	2	0	0	0	1	2-0	2	1-0	0
Grace	.250	2	4	0	1	0	0	0	0	1-0	0	0-0	0
Little	.000	2	4	0	0	0	0	0	0	0-0	2	0-0	0
McCracken	.364	3	11	1	4	1	0	0	2	1-0	2	0-0	0
Miller	.500	1	2	0	1	1	0	0	0	2-0	0	0-0	0
Moeller	.400	3	5	0	2	0	0	0	0	0-0	1	0-0	0
Spivey	.154	3	13	0	2	0	0	0	0	1-0	3	0-0	0
Williams	.083	3	12	0	1	0	0	0	0	0-0	3	0-0	0
Womack	.154	3	13	1	2	0	0	0	0	1-0	1	0-0	1
Batista	.000	1	1	0	0	0	0	0	0	0-0	1	0-0	0
Johnson	.000	1	2	0	0	0	0	0	0	0-0	2	0-0	0
Schilling	.000	1	2	0	0	0	0	0	0	0-0	0	0-0	0
ARIZONA	.184	3	98	6	18	2	0	2	6	11-0	21	1-0	2
St. Louis	.314	3	105	20	33	2	1	3	19	12-2	17	2-3	2

#### PITCHING

Player	W-L	ERA	G	GS	SV	IP	H	R	ER	HR	BB-IBB	SO	OPP	AVG
Batista	0-1	9.82	1	1	0	3.2	5	4	4	0	3-0	1	.357	
Fetters	0-0	0.00	1	0	0	0.2	1	0	0	0	1-0	1	.333	
Helling	0-0	0.00	2	0	0	4.0	1	0	0	0	0-0	2	.077	
Johnson	0-1	7.50	1	1	0	6.0	10	6	5	2	2-1	4	.370	
Kim	0-0	18.00	1	0	0	1.0	2	2	2	0	3-1	0	.400	
Koplove	0-1	6.75	1	0	0	1.1	2	1	1	0	0-0	1	.400	
Mantei	0-0	54.00	1	0	0	0.1	1	2	2	0	1-0	0	.500	
Myers	0-0	0.00	2	0	0	1.2	2	0	0	0	0-0	1	.333	
Schilling	0-0	1.29	1	1	0	7.0	7	1	1	1	1-0	7	.250	
Swindell	0-0	27.00	2	0	0	0.1	2	4	1	0	1-0	0	.000	
ARIZONA	0-3	5.54	3	3	0	26.0	33	20	16	3	12-2	17	.314	
St. Louis	3-0	1.33	3	3	2	27.0	18	6	4	2	11-0	21	.184	

+ Rookie

## 2007 DIVISION SERIES

### D-BACKS (3) VS. CUBS (0)

#### Game 1 - October 3 @ Arizona

CHI	000	001	000	-1	4	0
ARI	000	100	20x	-3	6	1

#### Game 2 - October 4 @ Arizona

CHI	020	002	000	-4	8	0
ARI	040	220	00x	-8	9	1

#### Game 3 - October 6 @ Chicago

ARI	200	101	001	-5	10	1
CHI	000	100	000	-1	7	0

#### BATTING

PLAYER	AVG	G	AB	R	H	2B	3B	HR	RBI	BB-I	SO	SB-CS	E
Byrnes	.250	3	12	1	3	0	1	1	3	1-0	4	1-0	0
Cirillo	.000	1	1	0	0	0	0	0	0	0-0	0	0-0	0
Clark	.000	3	6	0	0	0	0	0	0	0-0	2	0-0	0
Drew	.500	3	14	4	7	1	1	2	4	0-0	5	1-0	1
Jackson	.125	3	8	0	1	1	0	0	1	0-0	3	0-0	0
+Montero	.000	1	2	1	0	0	0	0	0	1-0	0	0-0	0
Ojeda	.444	3	9	1	4	1	0	0	1	1-0	1	0-0	1
+Reynolds	.200	3	10	2	2	0	0	1	1	2-0	4	0-0	1
+Salazar	.000	2	3	0	0	0	0	0	0	1-0	2	0-0	0
Snyder	.143	3	7	2	1	0	0	0	0	1-0	2	0-0	0
+Upton	.600	2	5	2	3	0	0	0	1	3-0	0	1-0	0
+Young	.273	3	11	3	3	0	0	2	4	3-0	8	1-0	0
Davis	.000	1	1	0	0	0	0	0	1	0-0	1	0-0	0
Hernandez	.333	1	3	0	1	0	0	0	0	0-0	1	0-0	0
Webb	.000	1	2	0	0	0	0	0	0	0-0	2	0-0	0
ARIZONA	.266	3	94	16	25	3	2	6	16	13-0	35	4-0	3
Chicago	.194	3	98	6	19	3	0	1	6	14-0	27	1-0	0

#### PITCHING

Player	W-L	ERA	G	GS	SV	IP	H	R	ER	HR	BB-IBB	SO	OPP	AVG
Cruz	0-0	0.00	1	0	0	0.1	1	0	0	0	0-0	1	.500	
Davis	1-0	6.35	1	1	0	5.2	5	4	4	1	4-0	8	.227	
Hernandez	1-0	1.50	1	1	0	6.0	5	1	1	0	5-0	2	.238	
Lyon	0-0	0.00	3	0	0	3.0	1	0	0	0	1-0	1	.100	
Pena	0-0	0.00	2	0	0	2.0	2	0	0	0	0-0	0	.333	
Valverde	0-0	0.00	3	0	1	3.0	1	0	0	0	1-0	6	.091	
Webb	1-0	1.29	1	1	0	7.0	4	1	1	0	3-0	9	.154	
ARIZONA	3-0	2.00	3	3	1	27.0	19	6	6	1	14-0	27	.194	
Chicago	0-3	5.76	3	3	0	25.0	25	16	16	6	13-0	35	.266	

+ Rookie

## 2007 NLCS

### ROCKIES (4) VS. D-BACKS (0)

#### Game 1 - October 11 @ Arizona

COL	013	000	100	-	5	8	0
ARI	100	000	000	-	1	9	1

#### Game 2 - October 6 @ Arizona

COL	100	010	000	01	-	3	7	1
ARI	001	000	001	00	-	2	9	1

#### Game 3 - October 14 @ Colorado

ARI	000	100	000	-	1	8	0
COL	100	003	00x	-	4	9	0

#### Game 4 - October 15 @ Colorado

ARI	001	000	030	-	4	10	1
COL	000	600	00x	-	6	6	1

#### BATTING

PLAYER	AVG	G	AB	R	H	2B	3B	HR	RBI	BB-I	SO	SB-CS	E
Byrnes	.176	4	17	0	3	1	0	0	2	1-0	3	0-0	0
+Callaspo	.000	2	2	0	0	0	0	0	0	0-0	0	0-0	0
Cirillo	.400	3	5	0	2	0	0	0	0	0-0	0	0-0	0
Clark	.222	3	9	0	2	1	0	0	0	1-1	1	0-0	0
Drew	.294	4	17	2	5	0	0	0	0	1-0	2	0-0	0
Jackson	.333	3	9	1	3	0	0	0	1	0-0	0	0-0	2
+Montero	.400	3	5	0	2	0	0	0	0	0-0	0	0-0	0
Ojeda	.167	4	12	0	2	0	0	0	0	0-0	2	0-0	0
+Reynolds	.125	4	16	1	2	0	0	1	1	0-0	5	0-0	1
+Salazar	.143	4	7	0	1	0	0	0	0	0-0	1	0-0	0
Snyder	.333	3	12	1	4	2	0	1	3	1-0	4	0-0	0
+Upton	.222	4	9	0	2	1	1	0	0	0-0	3	0-0	0
+Young	.286	4	14	1	4	1	0	0	1	4-0	5	0-2	0
Davis	1.000	1	1	1	1	1	0	0	0	0-0	0	0-0	0
Hernandez	.500	1	2	0	1	0	0	0	0	0-0	0	0-0	0
+Owings	.333	2	3	1	1	0	0	0	0	0-0	1	0-0	0
Webb	.500	1	2	0	1	0	0	0	0	0-0	1	0-0	0
<b>ARIZONA</b>	<b>.254</b>	<b>4</b>	<b>142</b>	<b>8</b>	<b>36</b>	<b>7</b>	<b>1</b>	<b>2</b>	<b>8</b>	<b>8-1</b>	<b>28</b>	<b>0-2</b>	<b>3</b>
Colorado	.222	4	135	18	30	3	0	3	16	18-1	39	2-0	2

#### PITCHING

Player	W-L	ERA	G	GS	SV	IP	H	R	ER	HR	BB-IBB	SO	OPP	AVG
Cruz	0-0	0.00	3	0	0	4.0	0	1	0	0	3-0	8	.000	
Davis	0-0	1.80	1	1	0	5.0	5	2	1	0	4-0	5	.278	
Hernandez	0-1	6.35	1	1	0	5.2	8	4	4	2	2-0	4	.320	
Lyon	0-0	0.00	2	0	0	3.0	0	0	0	0	0-0	4	.000	
+Nippert	0-0	0.00	2	0	0	2.1	1	0	0	0	0-0	2	.125	
+Owings	0-1	4.91	1	1	0	3.2	6	6	2	1	2-0	2	.333	
Pena	0-0	0.00	3	0	0	3.1	1	0	0	0	0-0	7	.091	
+Slaten	0-0	0.00	3	0	0	1.1	1	0	0	0	2-1	1	.200	
Valverde	0-1	5.40	1	0	0	1.2	1	1	1	0	3-0	2	.167	
Webb	0-1	6.00	1	1	0	6.0	7	4	4	0	2-0	4	.304	
ARIZONA	0-4	3.00	4	4	0	36.0	30	18	12	3	18-1	39	.222	
Colorado	4-0	1.89	4	4	3	38.0	36	8	8	2	8-1	28	.254	

+ Rookie

## ALL-TIME D-BACKS POSTSEASON HITTING LEADERS

AVERAGE (MIN. 20 AB)		HITS		HOME RUNS		SLUGGING PCT. (MIN. 20 AB)	
Stephen Drew (1) . . . . .	.387	Steve Finley (3) . . . . .	26	Luis Gonzalez (2) . . . . .	4	Stephen Drew (1) . . . . .	.677
Danny Bautista (1) . . . . .	.364	Tony Womack (3) . . . . .	21	Rod Barajas (2) . . . . .	2	Chris Young (1) . . . . .	.560
Steve Finley (3) . . . . .	.351	Matt Williams (3) . . . . .	20	Craig Counsell (1) . . . . .	2	Greg Colbrunn (3) . . . . .	.500
Greg Colbrunn (3) . . . . .	.300	Luis Gonzalez (2) . . . . .	18	Stephen Drew (1) . . . . .	2	Erubiel Durazo (3) . . . . .	.500
Augie Ojeda (1) . . . . .	.286	Mark Grace (2) . . . . .	15	Erubiel Durazo (3) . . . . .	2	Danny Bautista (1) . . . . .	.455
				Mark Reynolds (1) . . . . .	2		
				Chris Young (1) . . . . .	2		
GAMES		TOTAL BASES		RUNS BATTED IN		ON-BASE PCT. (MIN. 25 PA)	
Steve Finley (3) . . . . .	24	Luis Gonzalez (2) . . . . .	33	Steve Finley (3) . . . . .	14	Greg Colbrunn (3) . . . . .	.462
Matt Williams (3) . . . . .	24	Steve Finley (3) . . . . .	32	Luis Gonzalez (2) . . . . .	12	Chris Young (1) . . . . .	.455
Tony Womack (3) . . . . .	23	Matt Williams (3) . . . . .	28	Danny Bautista (1) . . . . .	9	Steve Finley (3) . . . . .	.437
Luis Gonzalez (2) . . . . .	21	Tony Womack (3) . . . . .	28	Matt Williams (3) . . . . .	9	Stephen Drew (1) . . . . .	.406
Mark Grace (2) . . . . .	17	Craig Counsell (1) . . . . .	22	Craig Counsell (1) . . . . .	8	Mark Grace (2) . . . . .	.387
Damian Miller (2) . . . . .	17						
AT-BATS		DOUBLES		WALKS		OPS (MIN. 25 PA)	
Tony Womack (3) . . . . .	100	Matt Williams (3) . . . . .	5	Steve Finley (3) . . . . .	12	Stephen Drew (1) . . . . .	1.084
Matt Williams (3) . . . . .	88	Tony Womack (3) . . . . .	5	Luis Gonzalez (2) . . . . .	11	Chris Young (1) . . . . .	1.015
Luis Gonzalez (2) . . . . .	75	Craig Counsell (1) . . . . .	3	Mark Grace (2) . . . . .	9	Greg Colbrunn (3) . . . . .	.962
Steve Finley (3) . . . . .	74	Steve Finley (3) . . . . .	3	Reggie Sanders (1) . . . . .	9	Steve Finley (3) . . . . .	.869
Craig Counsell (1) . . . . .	61	Luis Gonzalez (2) . . . . .	3	Chris Young (1) . . . . .	7	Erubiel Durazo (3) . . . . .	.855
		Damian Miller (2) . . . . .	3				
RUNS		TRIPLES		STOLEN BASES		MULTI-HIT GAMES	
Luis Gonzalez (2) . . . . .	12	Eric Byrnes (1) . . . . .	1	Reggie Sanders (1) . . . . .	3	Steve Finley (3) . . . . .	7
Tony Womack (3) . . . . .	11	Stephen Drew (1) . . . . .	1	Steve Finley (3) . . . . .	2	Luis Gonzalez (2) . . . . .	6
Reggie Sanders (1) . . . . .	10	Justin Upton (1) . . . . .	1	Eric Byrnes (1) . . . . .	1	Matt Williams (3) . . . . .	5
Craig Counsell (1) . . . . .	8	Tony Womack (3) . . . . .	1	Craig Counsell (1) . . . . .	1	Tony Womack (3) . . . . .	5
Steve Finley (3) . . . . .	8			Stephen Drew (1) . . . . .	1	Stephen Drew (1) . . . . .	4
				Justin Upton (1) . . . . .	1	Reggie Sanders (1) . . . . .	4
				Tony Womack (3) . . . . .	1		
				Chris Young (1) . . . . .	1		

## ALL-TIME D-BACKS POSTSEASON PITCHING LEADERS

WINS		GAMES STARTED		SHUTOUTS		OPP. OBP. (MIN. 10.0 IP)	
Randy Johnson (3) . . . . .	5	Randy Johnson (3) . . . . .	7	Randy Johnson (3) . . . . .	2	Curt Schilling (2) . . . . .	.201
Curt Schilling (2) . . . . .	4	Curt Schilling (2) . . . . .	7	Curt Schilling (2) . . . . .	1	Randy Johnson (3) . . . . .	.255
Brian Anderson (2) . . . . .	1	Miguel Batista (2) . . . . .	4			Brian Anderson (2) . . . . .	.296
Miguel Batista (2) . . . . .	1	Brian Anderson (2) . . . . .	2	SAVES		Miguel Batista (2) . . . . .	.297
Doug Davis (1) . . . . .	1	Doug Davis (1) . . . . .	2	Byung-Hyun Kim (2) . . . . .	3	Brandon Webb (1) . . . . .	.309
Livan Hernandez (1) . . . . .	1	Livan Hernandez (1) . . . . .	2	Jose Valverde (1) . . . . .	1		
Todd Stottlemire (1) . . . . .	1	Albie Lopez (1) . . . . .	2	INNINGS PITCHED		OPP. SLG. (MIN. 10.0 IP)	
Brandon Webb (1) . . . . .	1	Brandon Webb (1) . . . . .	2	Randy Johnson (3) . . . . .	55.2	Brandon Webb (1) . . . . .	.245
RELIEF WINS		COMPLETE GAMES		Curt Schilling (2) . . . . .	55.1	Curt Schilling (2) . . . . .	.267
Brian Anderson (1) . . . . .	1	Curt Schilling (2) . . . . .	3	Miguel Batista (2) . . . . .	25.1	Miguel Batista (2) . . . . .	.303
Randy Johnson (1) . . . . .	1	Randy Johnson (3) . . . . .	2	Brian Anderson (2) . . . . .	19.2	Randy Johnson (3) . . . . .	.327
				Brandon Webb (1) . . . . .	13.0	Doug Davis (1) . . . . .	.350
ERA (MIN. 10.0 IP)		GAMES RELIEVED		STRIKEOUTS		QUALITY STARTS	
Curt Schilling (2) . . . . .	1.14	Greg Swindell (3) . . . . .	12	Curt Schilling (2) . . . . .	63	Curt Schilling (2) . . . . .	7
Brian Anderson (2) . . . . .	2.75	Mike Morgan (1) . . . . .	8	Randy Johnson (3) . . . . .	62	Randy Johnson (3) . . . . .	5
Randy Johnson (3) . . . . .	3.07	Byung-Hyun Kim (2) . . . . .	7	Miguel Batista (2) . . . . .	14	Miguel Batista (2) . . . . .	3
Brandon Webb (1) . . . . .	3.46	Brandon Lyon (1) . . . . .	5	Doug Davis (1) . . . . .	13	Brian Anderson (2) . . . . .	1
Miguel Batista (2) . . . . .	3.55	Tony Pena (1) . . . . .	5	Brandon Webb (1) . . . . .	13	Livan Hernandez (1) . . . . .	1
GAMES		GAMES FINISHED		OPP. AVG. (MIN. 10.0 IP)		Todd Stottlemire (1) . . . . .	1
Greg Swindell (3) . . . . .	12	Byung-Hyun Kim (2) . . . . .	6	Curt Schilling (2) . . . . .	.164	Brandon Webb (1) . . . . .	1
Randy Johnson (3) . . . . .	8	Greg Swindell (3) . . . . .	4	Miguel Batista (2) . . . . .	.202		
Mike Morgan (1) . . . . .	8	Jose Valverde (1) . . . . .	3	Randy Johnson (3) . . . . .	.210		
Miguel Batista (2) . . . . .	7	13 players tied . . . . .	1	Brandon Webb (1) . . . . .	.224		
Byung-Hyun Kim (2) . . . . .	7			Byung-Hyun Kim (2) . . . . .	.231		
Curt Schilling (2) . . . . .	7						

Number in parantheses indicates postseasons played with the D-backs.

# D-BACKS POSTSEASON TEAM RECORDS

## ALL SERIES

### Individual Batting Series Records

#### MOST GAMES, SERIES

- 7 4 times (last: Steve Finley, Luis Gonzalez, Matt Williams, Tony Womack, 2001 WS)

#### MOST AT-BATS, SERIES

- 32 Tony Womack, 2001 (WS)

#### MOST AT-BATS, NINE INNING GAME

- 6 3 times (last: Tony Womack, Game 6, 2001 WS)

#### MOST @ B@S, EXTRA INNING GAME

- 6 twice (last: Tony Womack & Craig Counsell, Game 5, 2001 WS)

#### MOST RUNS, SERIES

- 7 Craig Counsell, 2001 (LCS)

#### MOST RUNS, GAME

- 3 3 times (last: Damian Miller, Game 6, 2001 WS)

#### MOST HITS, SERIES

- 8 3 times (last: Tony Womack, 2001 WS)

#### MOST HITS, GAME

- 4 Reggie Sanders, 2001 (WS)

#### MOST DOUBLES, SERIES

- 3 twice (last: Tony Womack, 2001 WS)

#### MOST DOUBLES, GAME

- 2 twice (last: Matt Williams, Game 6, 2001 WS)

#### MOST TRIPLES, SERIES

- 1 4 times (last: Justin Upton, 2007 (LCS))

#### MOST TRIPLES, GAME

- 1 4 times (last: Justin Upton, 2007 (LCS))

#### MOST HOME RUNS, SERIES

- 2 twice (last: Chris Young & Stephen Drew, 2007 LDS)

#### MOST HOME RUNS, GAME

- 1 25 times (last: Chris Snyder, Game 4, 2007 LCS)

#### MOST RBI, SERIES

- 7 twice (last: Danny Bautista & Matt Williams, 2001 WS)

#### MOST RBI, GAME

- 5 twice (last: Danny Bautista, Game 6, 2001 WS)

#### MOST EXTRA-BASE HITS, SERIES

- 4 Stephen Drew, 2007 LDS)

#### MOST EXTRA-BASE HITS, GAME

- 2 7 times (last: Justin Upton, Game 4, 2007 LCS)

### Team Batting Series Records

#### RUNS, SERIES

- 37 vs. New York, 2001 (WS)

#### RUNS, GAME

- 15 Game 6 vs. New York, 2001 (WS)

#### HITS, SERIES

- 65 vs. New York, 2001 (WS)

#### HITS, GAME

- 22 Game 6 vs. New York, 2001 (WS)

#### DOUBLES, SERIES

- 14 vs. New York, 2001 (WS)

#### DOUBLES, GAME

- 7 Game 6 vs. New York, 2001 (WS)

#### TRIPLES, SERIES

- 2 vs. Chicago, 2007 (LDS)

#### TRIPLES, GAME

- 2 Game 2 vs. Chicago, 2007 (LDS)

#### HOME RUNS, SERIES

- 6 twice (last: vs. Chicago, 2007 (LDS))

#### HOME RUNS, GAME

- 3 Game 3 @ Chicago, 2007 (LDS)

#### RBI, SERIES

- 36 vs. New York, 2001 (WS)

#### RBI, GAME

- 15 Game 6 vs. New York, 2001 (WS)

#### STOLEN BASES, SERIES

- 4 @ Chicago, 2007 (LDS)

#### STOLEN BASES, GAME

- 3 Game 3 @ Chicago, 2007 (LDS)

### Individual Pitching Series Records

#### GAMES WON, SERIES

- 3 Randy Johnson, vs. New York, 2001 (WS)

#### GAMES LOST, SERIES

- 1 16 times (last: Micah Owings, @ Colorado, 2007 LCS)

#### SAVES, SERIES

- 2 Byung-Hyun Kim, vs. Atlanta, 2001 (LCS)

#### GAMES, SERIES

- 3 11 times (last: Juan Cruz, Tony Pena & Doug Slaten, vs. Colorado-NL, 2007 LCS)

#### GAMES STARTED, SERIES

- 3 Curt Schilling, vs. New York, 2001 (WS)

#### COMPLETE GAMES, SERIES

- 2 Curt Schilling, vs. St. Louis, 2001 (LDS)

#### INNINGS PITCHED, GAME

- 9.0 5 times (last: Randy Johnson, vs. New York, 2001 WS)

#### INNINGS PITCHED, SERIES

- 21.1 Curt Schilling, vs. New York, 2001 (WS)

#### STRIKEOUTS, GAME

- 12 Curt Schilling, Game 3 @ Atlanta, 2001 (LCS)

#### STRIKEOUTS, SERIES

- 26 Curt Schilling, vs. New York, 2001 (WS)

### Team Pitching Series Records

#### FEWEST HITS ALLOWED, GAME

- 3 4 times (last: Game 2 vs. New York, 2001 WS)

#### FEWEST HITS ALLOWED, SERIES

- 19 vs. Chicago, 2007 (LDS)

#### MOST HITS ALLOWED, GAME

- 14 Game 1 vs. St. Louis, 2002 (LDS)

#### MOST HITS ALLOWED, SERIES

- 42 vs. New York, 2001 (WS)

#### MOST RUNS ALLOWED, INNING

- 6 3 times (last: 4th inning, Game 4 @ Colorado, 2007 LCS)

#### MOST RUNS ALLOWED, NINE INNING GAME

- 12 vs. St. Louis, 2002 (LCS)

#### MOST RUNS ALLOWED, EXTRA INNING GAME

- 4 twice (last: Game 4 @ New York, 2001 WS)

#### MOST RUNS ALLOWED, SERIES

- 22 vs. New York, 1999 (LDS)

#### FEWEST RUNS ALLOWED, GAME

- 0 twice (last: Game 2 vs. New York, 2001 WS)

#### FEWEST RUNS ALLOWED, SERIES

- 6 vs. Chicago, 2007 (LDS)

#### MOST HOME RUNS ALLOWED, GAME

- 3 3 times (last: Game 4 @ New York, 2001 WS)

#### MOST HOME RUNS ALLOWED, SERIES

- 6 twice (last: vs. New York, 2001 WS)

#### MOST STRIKEOUTS, NINE INNING GAME

- 13 Game 2 vs. Chicago, 2007 (LDS)

#### MOST STRIKEOUTS, EXTRA INNING GAME

- 14 Game 4 @ New York (10 inn.), 2001 (WS)

#### MOST STRIKEOUTS, SERIES

- 63 vs. New York, 2001 (WS)

### DIVISION SERIES

#### Individual Batting Records

#### MOST GAMES PLAYED, CAREER

- 12 3 players tied (Steve Finley, Matt Williams, Tony Womack)

#### MOST GAMES PLAYED, SERIES

- 5 7 times (last: Craig Counsell, Steve Finley, Luis Gonzalez, Damian Miller, Reggie Sanders, Matt Williams, and Tony Womack, 2001 vs. St. Louis)

#### MOST AT-BATS, CAREER

- 48 Tony Womack

## **MOST AT-BATS, SERIES**

19 twice (last: Tony Womack & Luis Gonzalez, 2001 vs. St. Louis)

## **MOST AT-BATS, NINE INNING GAME**

5 11 times (last: Stephen Drew, Eric Byrnes, Game 3 @ Chicago, 2007)

## **MOST AT-BATS, EXTRA INNING GAME**

5 Tony Womack, Game 4 @ New York, 1999

## **MOST RUNS, CAREER**

4 3 players tied (last: Stephen Drew, vs. Chicago, 2007)

## **MOST RUNS, SERIES**

4 Stephen Drew, vs. Chicago, 2007)

## **MOST RUNS, GAME**

3 Matt Williams, Game 2 vs. New York, 1999

## **MOST HITS, CAREER**

15 Steve Finley

## **MOST HITS, SERIES**

8 Steve Finley, 2001 vs. St. Louis

## **MOST HITS, GAME**

3 4 times (last: Stephen Drew, Game 3 @ Chicago, 2007)

## **MOST DOUBLES, CAREER**

2 2 players tied (last: Matt Williams, 2001 vs. St. Louis)

## **MOST DOUBLES, SERIES**

1 15 times (last: Augie Ojeda, Stephen Drew, Conor Jackson, vs. Chicago, 2007)

## **MOST DOUBLES, GAME**

1 15 times (last: Stephen Drew & Conor Jackson, Game 3 @ Chicago, 2007)

## **MOST TRIPLES, CAREER**

1 3 players tied (Stephen Drew, Eric Byrnes, Tony Womack)

## **MOST TRIPLES, SERIES**

1 3 times (last: Stephen Drew & Eric Byrnes, vs. Chicago, 2007)

## **MOST TRIPLES, GAME**

1 3 times (last: Stephen Drew & Eric Byrnes, Game 3 @ Chicago, 2007)

## **MOST HOME RUNS, CAREER**

2 3 players tied (Stephen Drew, Luis Gonzalez & Chris Young)

## **MOST HOME RUNS, SERIES**

2 twice (last: Stephen Drew and Chris Young, vs. Chicago, 2007)

## **MOST HOME RUNS, GAME**

1 14 times (last: Eric Byrnes, Stephen Drew & Chris Young, Game 3 @ Chicago, 2007)

## **MOST RBI, CAREER**

8 Steve Finley

## **MOST RBI, SERIES**

5 Steve Finley, 1999 vs. New York

## **MOST RBI, GAME**

5 Steve Finley, Game 2 vs. New York, 1999

## **MOST EXTRA-BASE HITS, CAREER**

4 Stephen Drew

## **MOST EXTRA-BASE HITS, SERIES**

4 Stephen Drew vs. Chicago, 2007)

## **MOST EXTRA-BASE HITS, GAME**

2 twice (last: Stephen Drew, Game 3 @ Chicago, 2007)

## **MOST STOLEN BASES, CAREER**

1 6 players tied (last: Eric Byrnes, Stephen Drew, Justin Upton, 2007)

## **MOST STOLEN BASES, SERIES**

1 6 times (last: Eric Byrnes, Stephen Drew, Justin Upton, 2007)

## **MOST STOLEN BASES, GAME**

1 6 times (last: Eric Byrnes, Stephen Drew, Justin Upton, Game 3 @ Chicago, 2007)

## **Team Batting Records**

### **RUNS, GAME**

8 Game 2 vs. Chicago, 2007

### **RUNS, INNING**

4 twice (last: 2nd inning, Game 2 vs. Chicago, 2007)

## **RUNS, SERIES**

16 twice (vs. New York, 1999 and vs. Chicago, 2007)

## **HITS, GAME**

10 Game 3 @ Chicago, 2007

## **HITS, SERIES**

37 vs. St. Louis, 2001

## **DOUBLES, GAME**

3 twice, last Game 1 vs. St. Louis, 2001

## **DOUBLES, SERIES**

7 vs. New York, 1999

## **TRIPLES, GAME**

2 Game 2 vs. Chicago, 2007

## **TRIPLES, SERIES**

2 vs. Chicago, 2007

## **HOME RUNS, GAME**

3 Game 3 @ Chicago, 2007

## **HOME RUNS, SERIES**

6 vs. Chicago, 2007

## **RBI, GAME**

8 Game 2 vs. Chicago, 2007

## **RBI, SERIES**

16 twice (vs. New York, 1999 & vs. Chicago, 2007)

## **STOLEN BASES, GAME**

3 @ Chicago, 2007

## **STOLEN BASES, SERIES**

4 vs. Chicago, 2007

## **Individual Pitching Records**

### **MOST GAMES WON, CAREER**

2 Curt Schilling

### **MOST GAMES WON, SERIES**

2 Curt Schilling, vs. St. Louis, 2001

### **MOST GAMES LOST, CAREER**

3 Randy Johnson

### **MOST GAMES LOST, SERIES**

1 8 players tied (last: Miguel Batista, Game 3 @ St. Louis, 2002)

### **MOST SAVES, CAREER**

1 2 players tied (last: Jose Valverde, vs. Chicago, 2007)

### **MOST SAVES, SERIES**

1 2 players tied (last: Jose Valverde, Game 1 vs. Chicago, 2007)

### **MOST GAMES, CAREER**

7 Greg Swindell

### **MOST GAMES, SERIES**

3 4 times (last: Brandon Lyon & Jose Valverde, vs. Chicago, 2007)

### **MOST GAMES STARTED, CAREER**

3 2 players tied (last: Curt Schilling, Game 2 vs. St. Louis, 2002)

### **MOST GAMES STARTED, SERIES**

2 Curt Schilling, vs. St. Louis, 2001

### **MOST COMPLETE GAMES, CAREER**

2 Curt Schilling

### **MOST COMPLETE GAMES, SERIES**

2 Curt Schilling, vs. St. Louis, 2001

### **MOST INNINGS PITCHED, CAREER**

25.0 Curt Schilling

### **MOST INNINGS PITCHED, SERIES**

18.0 Curt Schilling, vs. St. Louis, 2001

### **MOST INNINGS PITCHED, GAME**

9.0 Curt Schilling, twice, last Game 5 vs. St. Louis, 2001

### **MOST STRIKEOUTS, CAREER**

25 Curt Schilling

### **MOST STRIKEOUTS, SERIES**

18 Curt Schilling, vs. St. Louis, 2001

### **MOST STRIKEOUTS, GAME**

11 Randy Johnson, Game 1 vs. New York, 1999



### Team Pitching Records

<b>FEWEST HITS ALLOWED, GAME</b>	3	Game 1 vs. St. Louis, 2001
<b>FEWEST HITS ALLOWED, SERIES</b>	19	vs. Chicago, 2007
<b>MOST HITS ALLOWED, GAME (NINE INNINGS)</b>	14	Game 1 vs. St. Louis, 2002
<b>MOST HITS ALLOWED, GAME (EXTRA INNINGS)</b>	8	Game 4 @ New York, 1999
<b>MOST HITS ALLOWED, SERIES</b>	33	vs. St. Louis, 2002
<b>FEWEST RUNS ALLOWED, GAME</b>	0	Game 1 vs. St. Louis, 2001
<b>FEWEST RUNS ALLOWED, SERIES</b>	6	vs. Chicago, 2007
<b>MOST RUNS ALLOWED, INNING</b>	6	twice, last Game 1 vs. St. Louis, 2002
<b>MOST RUNS ALLOWED, GAME</b>	12	Game 1 vs. St. Louis, 2002
<b>MOST RUNS ALLOWED, SERIES</b>	22	vs. New York, 1999
<b>MOST HOME RUNS ALLOWED, GAME</b>	3	Game 1 vs. New York, 1999
<b>MOST HOME RUNS ALLOWED, SERIES</b>	6	vs. St. Louis, 2001
<b>MOST STRIKEOUTS, GAME</b>	13	Game 2 vs. Chicago, 2007
<b>MOST STRIKEOUTS, EXTRA INNING GAME</b>	5	vs. New York (10 innings), 1999
<b>MOST STRIKEOUTS, SERIES</b>	38	vs. St. Louis, 2001

### Miscellaneous Records

<b>CONSECUTIVE WINS</b>	3	vs. Chicago, 2007
<b>CONSECUTIVE LOSSES</b>	NA	
<b>SHUTOUTS</b>	1	2001 Game 1 vs. St. Louis (Won 1-0)
<b>EXTRA INNING GAMES</b>	1	1999 Game 4 @ New York (Lost 3-4)
<b>ERRORS, GAME</b>	3	Game 3 @ New York, 1999
<b>ERRORS, SERIES</b>	5	vs. New York, 1999

### LEAGUE CHAMPIONSHIP SERIES

#### Individual Batting Records

<b>MOST GAMES PLAYED, CAREER</b>	5	7 players tied (last: Craig Counsell, Steve Finley, Luis Gonzalez, Mark Grace, Damian Miller, Reggie Sanders, Matt Williams)
<b>MOST GAMES PLAYED, SERIES</b>	5	7 players tied (last: Craig Counsell, Steve Finley, Luis Gonzalez, Mark Grace, Damian Miller, Reggie Sanders, Matt Williams vs. Atlanta, 2001)
<b>MOST AT-BATS, CAREER</b>	21	Craig Counsell
<b>MOST AT-BATS, SERIES</b>	21	Craig Counsell, 2001
<b>MOST AT-BATS, NINE INNING GAME</b>	6	2 players tied (last: Tony Womack, Craig Counsell, Game 4 @ Atlanta, 2001)
<b>MOST AT-BATS, EXTRA INNING GAME</b>	5	3 players tied (Eric Byrnes, Mark Reynolds, Augie Ojeda, 2007)
<b>MOST RUNS, CAREER</b>	5	Craig Counsell
<b>MOST RUNS, SERIES</b>	5	Craig Counsell, 2001

### MOST RUNS, GAME

3	Tony Womack, Game 4 @ Atlanta, 2001
<b>MOST HITS, CAREER</b>	
8	Craig Counsell

### MOST HITS, SERIES

8	Craig Counsell
<b>MOST HITS, GAME</b>	
3	Craig Counsell twice, last Game 4 @ Atlanta, 2001

### MOST DOUBLES, CAREER

3	Craig Counsell
<b>MOST DOUBLES, SERIES</b>	
3	Craig Counsell, 2001

### MOST DOUBLES, GAME

2	Craig Counsell, 2001 (Game 4 @ Atlanta)
---	---

### MOST TRIPLES, CAREER

1	Justin Upton, 2007
---	--------------------

### MOST TRIPLES, SERIES

1	Justin Upton, 2007
---	--------------------

### MOST TRIPLES, GAME

1	Justin Upton, Game 4 @ Colorado, 2007
---	---------------------------------------

### MOST HOME RUNS, CAREER

1	4 players tied (last: Mark Reynolds & Chris Snyder, vs. Colorado, 2007)
---	---

### MOST HOME RUNS, SERIES

1	4 players tied (last: Mark Reynolds and Chris Snyder, vs. Colorado, 2007)
---	---

### MOST HOME RUNS, GAME

1	4 players tied (last: Mark Reynolds and Chris Snyder, vs. Colorado, 2007)
---	---

### MOST RBI, CAREER

4	3 players tied (last: Craig Counsell, Steve Finley, Luis Gonzalez)
---	--

### MOST RBI, SERIES

4	3 players tied (last: Craig Counsell, Steve Finley, Luis Gonzalez, vs. Atlanta 2001)
---	--

### MOST RBI, GAME

4	Craig Counsell, Game 4 @ Atlanta 2001
---	---------------------------------------

### MOST EXTRA-BASE HITS, CAREER

3	2 players tied (Craig Counsell, 2001 & Chris Snyder, 2007)
---	--

### MOST EXTRA-BASE HITS, SERIES

3	twice (last: Chris Snyder, 2007)
---	----------------------------------

### MOST EXTRA-BASE HITS, GAME

2	twice (last: Chris Snyder, Game 4 @ Colorado, 2007)
---	---

### MOST STOLEN BASES, CAREER

1	3 players tied (last: Craig Counsell, Steve Finley, Reggie Sanders)
---	---

### MOST STOLEN BASES, SERIES

1	3 players tied (last: Craig Counsell, Steve Finley, Luis Gonzalez, vs. Atlanta, 2001)
---	---

### MOST STOLEN BASES, GAME

1	3 players tied (last: Steve Finley and Reggie Sanders, Game 4 @ Atlanta, 2001)
---	--

### Team Batting Records

#### RUNS, GAME

11	Game 4 @ Atlanta, 2001
----	------------------------

#### RUNS, INNING

4	twice, Game 4 @ Atlanta, 3rd and 9th innings, 2001
---	--

#### RUNS, SERIES

22	vs. Atlanta, 2001
----	-------------------

#### HITS, GAME

12	Game 4 @ Atlanta, 2001
----	------------------------

#### HITS, SERIES

40	vs. Atlanta, 2001
----	-------------------

#### DOUBLES, GAME

3	twice (last: Game 4 @ Colorado, 2007)
---	---------------------------------------

#### DOUBLES, SERIES

7	vs. Colorado, 2007
---	--------------------

#### TRIPLES, GAME

1	Game 4 @ Colorado, 2007
---	-------------------------

## TRIPLES, SERIES

1 vs. Colorado, 2007

## HOME RUNS, GAME

1 4 times, (last: Chris Snyder, Game 4 @ Colorado, 2007)

## HOME RUNS, SERIES

2 twice (last: vs. Colorado, 2007)

## RBI, GAME

10 Game 4 @ Atlanta, 2001

## RBI, SERIES

19 vs. Atlanta, 2001

## STOLEN BASES, GAME

2 Game 4 @ Atlanta, 2001

## STOLEN BASES, SERIES

3 vs. Atlanta, 2001

## Individual Pitching Records

### MOST GAMES WON, CAREER

2 Randy Johnson

### MOST GAMES WON, SERIES

2 Randy Johnson, 2001

### MOST GAMES LOST, CAREER

1 Miguel Batista, 2001

### MOST GAMES LOST, SERIES

1 Miguel Batista, 2001

### MOST SAVES, CAREER

2 Byung-Hyun Kim

### MOST SAVES, SERIES

2 Byung-Hyun Kim, 2001

### MOST GAMES, CAREER

3 4 times (last: Juan Cruz, Tony Pena, Doug Slaten, 2007)

### MOST GAMES, SERIES

3 4 times (last: Juan Cruz, Tony Pena, Doug Slaten, 2007)

### MOST GAMES STARTED, CAREER

2 Randy Johnson

### MOST GAMES STARTED, SERIES

2 Randy Johnson, 2001 vs. Atlanta

### MOST COMPLETE GAMES, CAREER

1 2 players tied (last: Curt Schilling, Game 3 @ Atlanta, 2001)

### MOST COMPLETE GAMES, SERIES

1 2 players tied (last: Curt Schilling, Game 3 @ Atlanta, 2001)

### MOST INNINGS PITCHED, CAREER

16.0 Randy Johnson

### MOST INNINGS PITCHED, SERIES

16.0 Randy Johnson, vs. Atlanta, 2001

### MOST INNINGS PITCHED, GAME

9.0 Randy Johnson, Game 1 vs. Atlanta, 2001

### MOST STRIKEOUTS, CAREER

19 Randy Johnson

### MOST STRIKEOUTS, SERIES

19 Randy Johnson, vs. Atlanta, 2001

### MOST STRIKEOUTS, GAME

12 Curt Schilling, Game 3 @ Atlanta, 2001

## Team Pitching Records

### FEWEST HITS ALLOWED, GAME

3 Game 1 vs. Atlanta, 2001

### FEWEST HITS, SERIES

35 vs. Atlanta, 2001

### MOST HITS ALLOWED, GAME (NINE INNINGS)

13 Game 4 @ Atlanta, 2001

### MOST HITS ALLOWED, GAME (EXTRA INNINGS)

7 Game 2 vs. Colorado, 2007

### MOST HITS ALLOWED, SERIES

35 vs. Atlanta, 2001

### FEWEST RUNS ALLOWED, GAME

0 Game 1 vs. Atlanta, 2001

### FEWEST RUNS ALLOWED, SERIES

15 vs. Atlanta, 2001

## MOST RUNS ALLOWED, INNING

6 Game 4, 4th inning @ Colorado, 2007

## MOST RUNS ALLOWED, GAME

8 Game 2 vs. Atlanta

## MOST RUNS ALLOWED, SERIES

18 vs. Colorado, 2007

## MOST HOME RUNS ALLOWED, GAME

3 Game 2 vs. Atlanta, 2001

## MOST HOME RUNS ALLOWED, SERIES

5 vs. Atlanta, 2001

## MOST STRIKEOUTS, GAME

12 Game 3 @ Atlanta, 2001

## MOST STRIKEOUTS, EXTRA INNING GAME

12 Game 2 vs. Colorado, 2007

## MOST STRIKEOUTS, SERIES

39 vs. Atlanta, 2001

## Miscellaneous Records

### CONSECUTIVE WINS

3 2001

### CONSECUTIVE LOSSES

4 2007

### SHUTOUTS

1 2001 Game 1 vs. Atlanta

### EXTRA INNING GAMES

1 Game 2 vs. Colorado, 2007

### ERRORS-GAME

1 6 times (last: Game 4 @ Colorado, 2007)

### ERRORS, SERIES

3 twice (last: vs. Colorado, 2007)

## WORLD SERIES

### Individual Batting Records

### MOST GAMES PLAYED, CAREER

7 4 players tied

### MOST GAMES PLAYED, SERIES

7 4 players tied

### MOST AT-BATS, CAREER

32 Tony Womack

### MOST AT-BATS, SERIES

32 Tony Womack, vs. New York, 2001

### MOST AT-BATS, NINE INNING GAME

6 Tony Womack, Game 6 vs. New York, 2001

### MOST AT-BATS, EXTRA INNING GAME

6 2 players tied, Game 5 @ New York, 2001

### MOST RUNS, CAREER

6 Reggie Sanders

### MOST RUNS, SERIES

6 Reggie Sanders, vs. New York, 2001

### MOST RUNS, GAME

3 Damian Miller, Game 6 vs. New York, 2001

### MOST HITS, CAREER

8 Tony Womack

### MOST HITS, SERIES

8 Tony Womack, vs. New York, 2001

### MOST HITS, GAME

4 Reggie Sanders, Game 6 vs. New York, 2001

### MOST DOUBLES, CAREER

3 Tony Womack

### MOST DOUBLES, SERIES

3 Tony Womack, vs. New York, 2001

### MOST DOUBLES, GAME

2 Matt Williams, Game 6 vs. New York, 2001

### MOST TRIPLES, CAREER

NA

### MOST TRIPLES, SERIES

NA

### MOST TRIPLES, GAME

NA

### MOST HOME RUNS, CAREER

1 6 players tied (last: Rod Barajas, Craig Counsell, Steve Finley, Luis Gonzalez, Mark Grace, Matt Williams)

## MOST HOME RUNS, SERIES

- 1 6 players tied, vs. New York, 2001, Game 1, 6 times  
(last: Steve Finley and Rod Barajas, Game 5  
@ New York, 2001)

## MOST RBI, CAREER

- 7 2 players tied (last: Matt Williams & Danny Bautista)

## MOST RBI, SERIES

- 7 2 players tied, vs. New York, 2001

## MOST RBI, GAME

- 5 Danny Bautista, Game 6 vs. New York, 2001

## MOST EXTRA-BASE HITS, CAREER

- 3 3 players tied (last: Luis Gonzalez, Matt Williams,  
Luis Gonzalez)

## MOST EXTRA-BASE HITS, SERIES

- 3 3 players tied, vs. New York, 2001

## MOST EXTRA-BASE HITS, GAME

- 2 2 players, last Matt Williams, 2001 (Game 6 vs. NY)

## MOST STOLEN BASES, CAREER

- 1 2 players tied

## MOST STOLEN BASES, SERIES

- 1 2 players tied, vs. New York, 2001

## MOST STOLEN BASES, GAME

- 1 2 players tied, (last: Tony Womack, Game 5  
@ New York, 2001)

## Team Batting Records

### RUNS, GAME

- 15 Game 6 vs. New York, 2001

### RUNS, INNING

- 8 3rd inning, Game 6 vs. New York, 2001

### RUNS, SERIES

- 37 vs. New York, 2001

### HITS, GAME

- 22 Game 6 vs. New York, 2001

### HITS, SERIES

- 65 vs. New York, 2001

### DOUBLES, GAME

- 7 Game 6 vs. New York, 2001

### DOUBLES, SERIES

- 14 vs. New York, 2001

### TRIPLES, GAME

- NA

### TRIPLES, SERIES

- NA

### HOME RUNS, GAME

- 2 twice, last Game 5 @ New York, 2001

### HOME RUNS, SERIES

- 6 vs. New York, 2001

### RBI, GAME

- 15 Game 6 vs. New York, 2001

### RBI, SERIES

- 36 vs. New York, 2001

### STOLEN BASES, GAME

- 1 twice, last Tony Womack, Game 5 @ New York, 2001

### STOLEN BASES, SERIES

- 2 vs. New York, 2001

## Individual Pitching Records

### MOST GAMES WON, CAREER

- 3 Randy Johnson

### MOST GAMES WON, SERIES

- 3 Randy Johnson, vs. New York, 2001

### MOST GAMES LOST, CAREER

- 1 3 players tied (last: Albie Lopez, Game 5  
@ New York, 2001)

### MOST GAMES LOST, SERIES

- 1 3 players tied, vs. New York, 2001

### MOST SAVES, CAREER

- NA

### MOST SAVES, SERIES

- NA

## MOST GAMES, CAREER

- 3 4 players tied

## MOST GAMES, SERIES

- 3 4 players tied, vs. New York, 2001

## MOST GAMES STARTED, CAREER

- 3 Curt Schilling

## MOST GAMES STARTED, SERIES

- 3 Curt Schilling, vs. New York, 2001

## MOST COMPLETE GAMES, CAREER

- 1 Randy Johnson

## MOST COMPLETE GAMES, SERIES

- 1 Randy Johnson, vs. New York, 2001

## MOST INNINGS PITCHED, CAREER

- 21.1 Curt Schilling

## MOST INNINGS PITCHED, SERIES

- 21.1 Curt Schilling, vs. New York, 2001

## MOST INNINGS PITCHED, GAME

- 9.0 Randy Johnson, Game 2 vs. New York, 2001

## MOST STRIKEOUTS, CAREER

- 26 Curt Schilling

## MOST STRIKEOUTS, SERIES

- 26 Curt Schilling, vs. New York, 2001

## MOST STRIKEOUTS, GAME

- 11 Randy Johnson, Game 2 vs. New York, 2001

## Team Pitching Records

### FEWEST HITS ALLOWED, GAME

- 3 twice, last Game 2 vs. New York, 2001

### FEWEST HITS ALLOWED, SERIES

- 42 vs. New York, 2001

### MOST HITS ALLOWED, GAME (NINE INNINGS)

- 7 twice, last Game 6 vs. New York, 2001

### MOST HITS ALLOWED, GAME (EXTRA INNINGS)

- 9 Game 5 @ New York, 2001

### MOST HITS ALLOWED, SERIES

- 42 vs. New York, 2001

### FEWEST RUNS ALLOWED, GAME

- 0 Game 2 vs. New York, 2001

### FEWEST RUNS ALLOWED, SERIES

- 14 vs. New York, 2001

### MOST RUNS ALLOWED, INNING

- 2 3 times, last 6th inning Game 6 vs. New York, 2001

### MOST RUNS ALLOWED, GAME

- 4 Game 4 vs. New York (10 innings), 2001

### MOST RUNS ALLOWED, SERIES

- 14 vs. New York, 2001

### MOST HOME RUNS ALLOWED, GAME

- 3 Game 4 @ New York (10 innings), 2001

### MOST HOME RUNS ALLOWED, SERIES

- 6 vs. New York, 2001

### MOST STRIKEOUTS, GAME

- 11 Game 2 vs. New York, 2001

### MOST STRIKEOUTS, EXTRA INNING GAME

- 14 Game 4 @ New York (10 innings), 2001

### MOST STRIKEOUTS, SERIES

- 63 vs. New York, 2001

## Miscellaneous Records

### CONSECUTIVE WINS

- 2 twice, last 2001-present

### CONSECUTIVE LOSSES

- 3 Game 3-5 vs. New York, 2001

### SHUTOUTS

- 2001- Game 2 vs. New York (Won 3-0)

### EXTRA-INNING GAMES

- 2001- Game 4 @ New York (Lost 3-4, 10 innings)

- 2001- Game 5 @ New York (Lost 2-3, 12 innings)

### ERRORS, GAME

- 3 Game 3 @ New York, 2001

### ERRORS, SERIES

- 3 vs. New York, 2001



## NATIONAL BASEBALL HALL OF FAME AND MUSEUM

25 Main Street, Cooperstown, New York 13326  
**Phone:** (607) 547-7200 **Fax:** (607) 547-2044  
**Public Relations:** (607) 547-0215  
**e-mail address:** [info@baseballhalloffame.org](mailto:info@baseballhalloffame.org)  
**Web site:** [baseballhall.org](http://baseballhall.org)

**Summer Hours:** Memorial Day Weekend - Labor Day Weekend: 9 a.m. to 9 p.m.

**Regular Hours:** 9 a.m. to 5 p.m.

**Holiday Closings:** Thanksgiving Day, Christmas Day, and New Year's Day.

**DIRECTORY:** Jane Forbes Clark (Chairman), Joe Morgan (Vice Chairman), Jeff Idelson (President), Bill Haase (Senior Vice President), Sean Gahagan (Vice President, Retail Marketing & Licensing), Erik Strohl (Senior Director of Exhibitions and Collections), Ken Meifert (Senior Director, Development), Brad Horn (Senior Director, Communications & Education), Jim Gates (Librarian), Tim Wiles (Research Director)

**COMMUNICATIONS CONTACTS:** Craig Muder (Comm. Director), Jackie Brown (Comm. Associate)

### HALL OF FAME WEEKEND 2011: July 22-25

**Inductees:** Roberto Alomar, Bert Blyleven & Pat Gillick

**Awards:** Sat. July 23, 4:30 p.m. ET, Doubleday Field

**Induction:** Sun. July 24, 1:30 p.m. ET, Clark Sports Center

### HALL OF FAME CLASSIC 2011: June 18-19

Golf tournament & other events all weekend

**Game:** Sun. June 19, 2 p.m., Doubleday Field;

For more information, visit [baseballhall.org](http://baseballhall.org)

### DIAMONDBACKS IN THE HALL OF FAME

2011 BBWAA Hall of Fame Electee Roberto Alomar is the first former member of the Diamondbacks to earn election to the Hall of Fame. Alomar played in Arizona during 2004, the final season of his career. For a complete list of Hall of Fame members, visit the "Hall of Famers" pages at [www.baseballhall.org](http://www.baseballhall.org).

### NOTABLE DIAMONDBACKS ARTIFACTS IN COOPERSTOWN

- Cap worn by Edwin Jackson during his June 25th, 2010 no-hitter against the Rays and a ball from the game.
- Cap worn by Doug Davis on May 23, 2008, while making his first start since undergoing thyroid cancer surgery on April 10, 2008.
- Jersey worn by Luis Gonzalez on April 18, 2006, when he hit his 500th career double.
- Ball from Randy Johnson's perfect game on May 18, 2004.
- Jersey worn by Randy Johnson in 2002 to record his fourth consecutive 300-strikeout season and set a new major league record.
- Bat used by Luis Gonzalez to deliver game-winning hit in Game Seven of the 2001 World Series against the New York Yankees.
- Cap worn by Co-MVP Curt Schilling during the 2001 World Series.
- Cap worn by Co-MVP Randy Johnson during the 2001 World Series.
- 2001 World Series Champions towel.
- Ball from Randy Johnson's 20-strikeout game on May 8, 2001.
- Program from the Arizona Diamondbacks first franchise game played on March 31, 1998.



Jackson no-hitter artifacts

### A LOOK AHEAD TO 2012

Ballots for the 2012 Hall of Fame/BBWAA election will be distributed in early December with results from the voting scheduled to be announced in January 2012. A partial list of first-year candidates for election include: David Bell, Jeremy Burnitz, Vinny Castilla, Scott Erickson, Javy Lopez, Bill Mueller, Terry Mulholland, Brad Radke, Tim Salmon, Ruben Sierra and Bernie Williams. Historical voting data from all past BBWAA elections can be accessed at [www.baseballhall.org](http://www.baseballhall.org) or by contacting the Hall of Fame Public Relations department.

### CONNECT TO COOPERSTOWN

- For up-to-the-minute news from Cooperstown, visit at [www.baseballhall.org](http://www.baseballhall.org). Stay up-to-date on all the activity at the Hall of Fame's official site and through social networking on Facebook, LinkedIn, Twitter and YouTube.
- If you would like to receive interesting stories and timely news items direct from the Hall of Fame and get the inside track on the latest happenings in Cooperstown, sign up for **Inside Pitch**. There's no cost to receive our weekly electronic newsletter in your e-mail box at home or work and it's easy to enroll: Just log on to [www.hofclubhouse.com](http://www.hofclubhouse.com).
- If you have an interest in receiving **Around The Horn**, the Hall's monthly media newsletter, please send an e-mail to [info@baseballhalloffame.org](mailto:info@baseballhalloffame.org). Be sure to include your name, name of organization and e-mail address.

### RESEARCH ASSISTANCE

The Hall of Fame is pleased to provide assistance in baseball research and members of the media are encouraged to utilize this valuable baseball resource whenever necessary by calling the Public Relations department at (607) 547-0215, or the Library Reference desk at (607) 547-0330.





**BASEBALL OPERATIONS**



## BASEBALL OPERATIONS



### BILLY RYAN

Assistant General Manager

Billy Ryan begins his first season with the Arizona Diamondbacks in 2011 after joining the organization on Nov. 15, 2010 as Assistant General Manager. He primarily focuses on the D-backs' 40-man roster management with General Manager Kevin Towers in addition to other duties in the Baseball Operations Department.

Ryan spent the previous three seasons (2008-10) in the Commissioner's Office for Major League Baseball as the Senior Coordinator of Salary & Contract Administration, working directly with all 30 clubs and acting as a liaison with respect to Major League rules, the Basic Agreement and other contractual and industry practices. He also was a key administrator in MLB's Salary Arbitration Support Program, in which he provided recommendations to clubs and helped to manage the salary arbitration signing process across the entire industry. Ryan was also directly involved in MLB's Draft Support Program, acting as a resource for all clubs throughout the signing process and helping to manage the flow of signing bonuses related to amateur players selected in the First-Year Player Draft.

Prior to joining the Commissioner's office, Ryan was a Scouting Supervisor for the Cleveland Indians throughout the 2007 season and worked in the Baseball Operations and Scouting Departments for the Texas Rangers from 2005-06.

Ryan graduated in 2002 with a degree in Psychology from Davidson College in Davidson, N.C. He was a four-year letterman and team captain on the Wildcat baseball team, earning All-Southern Conference and team Most Valuable Player honors in 2001. He and his fiancée, Sara, reside in Phoenix.



### BILL BRYK

Special Assistant to the General Manager &  
Major League Scout

Bill Bryk begins his first season with the Arizona Diamondbacks as a Special Assistant to the General Manager and Major League scout after joining the organization in November 2010. Bryk will primarily scout Major League players in the American League and also serve as an advisor to General Manager Kevin Towers.

Bryk started his professional career 42 years ago when he was drafted and signed by the Washington Senators as a right-handed pitcher, also going on to pitch in the Mets organization. His coaching career started in 1974 when he was named head coach at South Suburban College in South Holland, Ill. He guided the Bulldogs for five seasons and also started managing independent ball during the summers in 1977, when he was signed as player/manager of the Beeville Bees of the Texas-Louisiana League.

In 1978, Bryk managed an independent club in Grays Harbor, Wash., to the league championship and was named Manager of the year. This led him back to affiliated ball with the San Diego Padres organization in 1979. He worked full-time as a scouting supervisor and in player development as a short-season manager. In 1982, he left the Padres to work for the Pittsburgh Pirates, both in scouting and player development. Over the next 18 years, Bryk would work as a scouting supervisor, special assignment scout, assistant scouting director, assistant farm director, national crosschecker and pitching coordinator. Among the players he drafted and signed were Tom Prince, Rob Mackowiak, Keith Shepherd, Mark Thurmond, Lou Collier and Paul Wagner. In the fall of 1999, he returned to the Padres as a Special Assistant to the General Manager under Towers, also doubling as minor league field coordinator.

Bryk has been honored with numerous awards for his contributions to baseball over the last four decades. In 2009, he was inducted into the Midwest Scouts Association Hall of Fame in Kansas City and was also honored with the George Genovese Lifetime Achievement Award in Scouting in January 2010.

Bryk and his wife, Jackie, reside in Schererville, Ind., and have four children: Kari, Erica, Billy and Nick.



## JUNIOR NOBOA

Special Assistant to the General Manager &  
Director, Latin America Operations

Junior Noboa begins his 17th year with the Arizona Diamondbacks in 2011, including the past four seasons as the club's Special Assistant to the General Manager and Director, Latin Operations. Noboa also held the title of Director, Latin America Operations from 2003-06 and oversees the D-backs' baseball academy in the Dominican Republic.

Noboa was the organization's first international hire in August 1995 and a month later signed the organization's first two players. In 1997, he was the first recipient of the Roland Hemond Award, bestowed upon a member of the Baseball Operations Department who best exemplifies the "D-backs" approach to their work. In 1999, Noboa signed Geraldo Guzman, a carpenter who had not played professionally since 1992 but went on to pitch in 17 games for the D-backs from 2000-01. Noboa was also the hitting coach for the Dominican Republic team in the World Baseball Classic tournaments in 2006 and 2009.



## MIKE BELL

Director, Player Development

Mike Bell enters his fifth season with the Arizona Diamondbacks in 2011 and first as Director, Player Development. Bell was promoted to Director, Player Development in November 2010 after serving as Field Coordinator in 2010 and three seasons as a minor league manager in the organization.

Bell posted a combined record of 131-146 (.473) as manager at Single-A Visalia from 2008-09 after making his managerial debut with short-season Yakima in 2007, when he led the Bears to a 33-43 record and finished only four games out of first place after posting an 18-16

record to close the season.

Bell was a first-round selection (30th overall) of the Texas Rangers in the 1993 First-Year Player Draft. His only time in the big leagues came in 2000 when he batted .222 (6-for-27) with 2 home runs and 4 RBI in 19 games with the Cincinnati Reds. Overall, he compiled a .265 batting average with 135 homers, 684 RBI, 262 doubles and 32 triples in 1,231 games in 13 minor league seasons (1993-2005) with the Rangers, New York Mets, Reds, Colorado Rockies, D-backs, Chicago White Sox and St. Louis Cardinals organizations.

Bell comes from a rich family history in professional baseball, which his grandfather Gus started in 1950 as a member of the Pittsburgh Pirates. His father, Buddy, also enjoyed a 19-year Major League career while his brother, David, spent 11 seasons in the big leagues with six different teams. His other brother, Ricky, was a first-round draft pick of the Los Angeles Dodgers in 1997.

Bell resides in Chandler with his wife, Kelly, and children, Luke, Mikayla and Madeline.



## MIKE BERGER

Director, Pro Scouting

Mike Berger begins his third year with the Arizona Diamondbacks in 2011 and first season as the organization's Director, Pro Scouting. Berger will now oversee all of the D-backs' scouting efforts throughout Major League Baseball and the minor leagues.

Berger, who enters his 32nd year in professional baseball in 2011, joined the D-backs in June 2009 and assumed the player development duties vacated by A.J. Hinch after he was promoted to D-backs' manager in May 2009. Berger has spent his time in professional baseball as a minor league player, minor league coach, minor league manager, scout and front office

executive since being selected in the fourth round of the 1980 First-Year Player Draft by the Pittsburgh Pirates.

Berger posted a combined .261 batting average with 91 home runs as an outfielder, infielder and catcher in 1,038 career minor league games with the Pirates, Montreal Expos and Texas Rangers organizations from 1980-93. He also served as the hitting coach as a player/coach during his final three minor league seasons with Triple-A Oklahoma City from 1991-93. He continued as the hitting coach with Oklahoma City in 1994 before becoming the manager for Single-A Charleston (S.C.) in 1995.

After one season as a minor league manager, Berger transitioned into the scouting department where he was an area supervisor for the Expos from 1996-98 covering amateur talent in Pennsylvania, Ohio, Kentucky and West Virginia. He was promoted to East Coast crosschecker in 1999, Assistant to the General Manager in 2000 and Director of Professional Scouting in 2001. Berger became a professional scout with the Houston Astros in 2002 and then served in the same capacity with the Colorado Rockies from 2003-05. He was been a Major League scout with the Toronto Blue Jays from 2006-09.

Berger's father, Jack, was the Director of Group Sales and Promotions as well as the Public Relations Director during a 33-year career with the Pirates. His grandfather, Jack, was a member of the Baseball Writers' Association of American and a sports cartoonist for the Pittsburgh Press. Berger and his wife, Leslie, reside in Pittsburgh with their children, Nick, Matthew and Caitlyn.



## CARLOS GOMEZ

Director, International Scouting

Carlos Gomez enters his fourth season with the Arizona Diamondbacks in 2011 and first as the organization's Director, International Scouting.

The Puerto Rican native will now oversee the scouting of amateur players in Latin America, Europe and Asia after he had served as a professional scout in the organization since joining the club in November 2007. Gomez filed reports on Major League players and high-level minor leaguers as well as taking trips to Latin America to scout international players as a professional scout.

Gomez played baseball while attending Purdue University from 1996-2001 to obtain a Bachelor's degree in Industrial Engineering. After graduation, the right-handed pitcher posted a 2-2 record with 3 saves and a 4.25 ERA in a combined 56 relief appearances for Independent league clubs in Illinois, Pennsylvania and New Jersey from 2002-04. He also played for Caguas in the Puerto Rican Winter League during the 2003-04 season.

After retiring as a player, Gomez wrote for The Hardball Times and Baseball Think Factory from 2006-07, where he developed a following on the Internet for breaking down the pitching mechanics of some of baseball's best pitchers.

Gomez and his wife, Amy, reside in Orlando, Fla.



## MACK HAYASHI

Director, Pacific Rim Operations

Makoto (Mack) Hayashi enters his fourth season with the Arizona Diamondbacks as Director, Pacific Rim Operations. Hayashi scouts players in Australia, Japan, Korea and Taiwan while also maintaining relationships with teams in professional baseball leagues in those countries.

Prior to joining the D-backs, Hayashi spent eight years working for agent Alan Nero, who had an inroad among agents for advising players from Japan. Hayashi was credited with maintaining Nero's strong client base in Japan with players such as catcher Kenji Johjima and infielder Akinori Iwamura and American and Latin players that played in Japan.

The Japanese-born Hayashi attended the prestigious Keio University in Tokyo. He and his wife, Eriko, reside in Aliso Viejo, Calif., with their daughters, Lily and Sakura.



## RYAN ISAAC

Director, Major League Scouting &  
Assistant to the General Manager

Ryan Isaac begins his first season with the Arizona Diamondbacks in 2011 after joining the organization on Nov. 1, 2010 as Director, Major League Scouting & Assistant to the General Manager. Isaac focuses on the D-backs' Major League transactions and assists in the management of the 40-man roster. Isaac also supports General Manager Kevin Towers with various responsibilities including the supervision of the Major League scouting efforts.

Isaac spent the previous six seasons (2005-10) with the San Diego Padres, most recently as Manager, Pro Scouting.

Isaac graduated in 1998 with a degree in English from Haverford (Pa.) College, where he played baseball. He resides in Phoenix.



## RAY MONTGOMERY

Director, Scouting

Ray Montgomery enters his first season with the Arizona Diamondbacks in 2011 after joining the organization on Oct. 22, 2010 as Director, Scouting. Montgomery oversees the assignment and evaluations of all of the D-backs' amateur scouts leading up to the First-Year Player Draft each June.

Montgomery completed his eighth season with the Milwaukee Brewers, including his second as Assistant Director of Amateur Scouting, in 2010 before joining the D-backs. He also served as the Brewers' Midwest crosschecker from 2007-10. Montgomery joined the Brewers as an area scout for South Texas and Louisiana in December 2002. In that role, he was responsible for the scouting and signing of Brewers' second baseman Rickie Weeks in the 2003 First-Year Player Draft. Montgomery also played pivotal roles in later drafts that included the selections of Yovani Gallardo (2004), Ryan Braun (2005), Jon LuCroy (2007) and Jake Odorizzi (2008).

Montgomery enjoyed a 12-year playing career from 1990-2001, including three seasons in the Major Leagues with the Houston Astros from 1996-98. He compiled a .241 career batting average in 47 big league games as an outfielder. Montgomery also played for the Pittsburgh Pirates (1999-2000) and New York Mets' (2001) organizations after being selected by the Astros in the 13th round of the 1990 First-Year Player Draft.

Montgomery was a first-team All-America selection at Fordham University in 1990 and was inducted into the university's Hall of Fame in 1999. He and his wife, Daniela, reside in Simsbury, Conn., with their children, Jack and Emma.



## SHIRAZ REHMAN

Director, Player Personnel

Shiraz Rehman enters his sixth season with the Arizona Diamondbacks and first as the organization's Director, Player Personnel. Rehman was the club's Director, Baseball Operations from 2009-10 and Manager, Baseball Operations from 2007-08 after joining the club in December 2005 as a Baseball Operations Assistant.

Rehman's primary responsibilities are with the Major League team, supporting General Manager Kevin Towers on potential player acquisitions and providing scouting, financial and statistical information to support trade and player evaluation. He also assists in the maintenance of the club's 40-man roster and Major League rules compliance. Rehman plays a key role in the arbitration process, contract structuring and negotiations while also overseeing baseball analysis efforts for the team. He also spearheads the D-backs' development of the Baseball Operations Department's technology and video solutions, and coordinates the department's internship program. Before joining the D-backs, Rehman interned for the Boston Red Sox during the 2005 season in Baseball Operations.

Rehman is a 1999 graduate of McGill University, where he earned a bachelor's degree in Finance and Accounting and was a starting infielder on the baseball team for four years, captaining the squad in his junior and senior seasons. He spent time as both a commodities trader and financial consultant for more than five years at Enron and Deloitte & Touche before obtaining his MBA from Columbia Business School in 2006. He and his wife, Beth, reside in Phoenix with their newborn daughter, Eden.



## QUINTON MCCRACKEN

Assistant Director, Player Development

Quinton McCracken enters his first season in the Arizona Diamondbacks front office in 2011 as Assistant Director, Player Development. McCracken will assist Director, Player Development Mike Bell in all aspects of the player development system and serve as a liaison to all of the organization's minor league affiliates throughout the country.

McCracken posted a .274 batting average with 21 homers, 244 RBI and 89 stolen bases during a 12-year Major League career from 1995-2006, including a four-year stint with the D-backs from 2002-03 and 2004-05. The outfielder also had a .241 average as a pinch-hitter during his career with the Colorado Rockies (1995-97), Tampa Bay Devil Rays (1998-2000), Minnesota Twins (2001), D-backs, Seattle Mariners (2004) and Cincinnati Reds (2006). McCracken was selected in the 25th round of the 1992 First-Year Player Draft by the Rockies out of Duke University.

McCracken and his wife, Maggie, reside in Scottsdale with their son, Isaiah.



## JIM MARSHALL

Senior Advisor, Pacific Rim Operations

Jim Marshall continues to serve as the club's Senior Advisor, Pacific Rim Operations, a role he has filled since coming on-board in 1996. His main duty is to maintain relations with baseball organizations in Australia, Japan, Korea and Taiwan while also working as a Major League and advance scout for the D-backs.

Marshall played in the big leagues from 1958-62, logging time with the Baltimore Orioles, Chicago Cubs, San Francisco Giants, the original 1962 New York Mets and the Pittsburgh Pirates. He managed the Chicago Cubs from 1974-76 and the Oakland Athletics in 1979.

His first visit to Japan was in 1960 as part of a goodwill tour with the Giants. Three years later, he signed with the Chunichi Dragons of the Japanese Central League and hit .268 with 78 home runs and 252 RBI over three campaigns.



**BRENDAN DOMARACKI**  
Coordinator,  
Scouting



**JEFF MOTUZAS**  
Bullpen Catcher



**SUSAN WEBNER**  
Manager,  
Minor League  
Administration



**JIM CURRIGAN**  
Baseball Operations  
Video Coordinator



**ALLEN CAMPBELL**  
Major League  
Video Coordinator



**SAM EATON**  
Baseball Operations  
Assistant



**JENNIFER BLATT**  
Administrator,  
International & Pro  
Scouting



## BASEBALL OPERATIONS ANNUAL AWARDS

**Roland Hemond Award**  
*Scout of the Year*  
2010 Howard McCullough

**Joe Garagiola, Jr., Award**  
*Person of the Year*  
2010 Mark Haley



## PROFESSIONAL/MAJOR LEAGUE SCOUTS



**Mark Weidemeier**  
Major League Advance Scout  
Tierra Verde, Fla.




**Todd Greene**  
Major League Scout  
Alpharetta, Ga.



**Joe Bohringer**  
Professional/Major League  
De Kalb, Ill.



**Mike Brown**  
Professional/Major League  
Naples, Fla.



**Pat Murtaugh**  
Professional/Major League  
West Lafayette, Ill.



**Mike Piatnik**  
Professional/Major League  
Winter Haven, Fla.



**Tom Romanesko**  
Professional/Major League  
Santee, Calif.



**Tim Schmidt**  
Professional/Major League  
San Bernardino, Calif.



**Mike Sgobba**  
Professional/Major League  
Scottsdale, Ariz.



**Mal Fichman**  
Independent League  
Boise, Idaho

## AMATEUR SCOUTS



**Spencer Graham**  
West Supervisor  
San Dimas, Calif.



**Greg Lonigro**  
Northeast Supervisor  
Connellsville, Penn.



**Steve McAllister**  
Midwest Supervisor  
Chillicothe, Ill.



**Howard McCullough**  
Southeast Supervisor  
Greenville, N.C.



**Rodney Davis**  
Coordinator: Special  
Scouting Programs  
Glendale, Ariz.



**Shawn Barton**  
Area Scout  
Reading, Pa.



**Jon Bartsch**  
Area Scout  
Rocklin, Calif.



**Nate Birtwell**  
Area Scout  
Nashville, Tenn.



**Kyle Denney**  
Area Scout  
Carl Junction, Mo.

## AREA SCOUTS (continued)



**Todd Donovan**  
Area Scout  
East Lyme, Conn.



**Micah Franklin**  
Area Scout  
Gilbert, Ariz.



**Hal Kurtzman**  
Area Scout  
Lake Balboa, Calif.



**T.R. Lewis**  
Area Scout  
Marietta, Ga.



**Jeff Mouser**  
Area Scout  
Huntington Beach, Calif.



**James Mouton**  
Area Scout  
Missouri City, Texas



**Donn Reynolds**  
Area Scout  
Portland, Ore.



**Joe Robinson**  
Area Scout  
St. Louis, Mo.



**Jesus Salinas**  
Area Scout  
Hutto, Texas



**Rick Short**  
Area Scout  
Peoria, Ill.



**Matt Smith**  
Area Scout  
Surprise, Ariz.



**George Swain**  
Area Scout  
Wilmington, N.C.



**Frankie Thon**  
Area Scout  
Doral, Fla.



**Luke Wrenn**  
Area Scout  
Lakeland, Fla.

### NOT PICTURED

**Homer Newlin**  
Area Assistant  
(Part-Time)  
Tallahassee, Fla.

**Steve Olchuk**  
Area Scout  
(Part-Time)  
Ontario, Canada

## INTERNATIONAL SCOUTS

### SUPERVISOR

Luis Baez  
Santo Domingo, DR

### Colombia

Luis Gonzalez

### Dominican Republic

Gabriel Berroa  
Rafael Mateo  
Jose Ortiz  
Arturo Pena

### Nicaragua

Julio Sanchez

### Panama

Jose Diaz Perez

### Venezuela

Ubaldo Heredia  
Marlon Urdaneta

### Europe

Rene Saggiadi

## 2010 FIRST-YEAR PLAYER DRAFT

The D-backs continued to focus on college-level players with 39 of their 50 picks from the college ranks, 34 from four-year colleges and five from junior and community colleges. The D-backs drafted 10 high school prospects and one player with no high school playing experience. The D-backs inked 23 of their first 30 selections and 33 of 50 players overall.

ROUND	NO.	PLAYER	POSITION	SCHOOL
1	6	Barret Loux	RHP	Texas A&M University
2	56	<b>James (J.R.) Bradley</b>	RHP	Nitro HS, Nitro, W.Va.
3	88	<b>Robert Rowland</b>	RHP	Cloverdale HS, Cloverdale, Calif.
4	121	<b>Kevin Munson</b>	RHP	James Madison University
5	151	<b>Cody Wheeler</b>	LHP	Coastal Carolina University
6	181	<b>Blake Perry</b>	RHP	The Pendleton School, Bradenton, Fla.
7	211	<b>Jeffrey Shields</b>	RHP	Chattahoochee Valley CC, Phenix City, Ala.
8	241	<b>Tyler Green</b>	RHP	Brazoswood HS, Clute, Texas
9	271	<b>Zachary Walters</b>	INF	University of San Diego
10	301	<b>Kawika Emsley-Pai</b>	C	Lewis-Clark State College, Lewiston, Idaho
11	331	<b>Michael Freeman</b>	INF	Clemson University
12	361	<b>Blake Cooper</b>	RHP	University of South Carolina-Columbia
13	391	<b>Kevin Ziomek</b>	LHP	Amherst Regional HS, Amherst, Mass.
14	421	<b>Ty Linton</b>	OF	Charlotte Christian School, Charlotte, N.C.
15	451	<b>Michael Bolsinger</b>	RHP	University of Arkansas
16	481	<b>Westley Moss</b>	OF	University of Nevada
17	511	<b>Derek Eitel</b>	RHP	Rose-Hulman Institute of Technology, Terre Haute, Ind.
18	541	<b>Jimmy Comerota</b>	INF	Rice University
19	571	<b>Adam Eaton</b>	OF	Miami University
20	601	<b>Michael Hur</b>	OF	University of California-Riverside
21	631	<b>Raoul Torrez</b>	INF	Arizona State University
22	661	<b>Jeremy Erben</b>	RHP	University of Oklahoma
23	691	<b>Roberto Padilla</b>	LHP	Ohlone College, Fremont, Calif.
24	721	<b>Stephen Cardullo</b>	INF	Florida State University
25	751	<b>Matthew Talley</b>	LHP	The Citadel, Charleston, S.C.
26	781	<b>Yazy Arbelo</b>	INF	Keystone College, La Plume, Pa.
27	811	<b>Nicholas Gallego</b>	INF	UCLA
28	841	<b>Keith Hessler</b>	LHP	Coastal Carolina University
29	871	<b>Jake Floethe</b>	RHP	Cal State-Fullerton
30	901	<b>Ryan Zimmerman</b>	RHP	Northwestern State University, Natchitoches, La.
31	931	<b>Steven Sultzbaugh</b>	OF	Rice University
32	961	<b>Gregory Robinson</b>	RHP	Wright State University, Dayton, Ohio
33	991	<b>Andrew Whittington</b>	C	Southern Arkansas University
34	1021	<b>Victor Lara</b>	RHP	Keystone College, La Plume, Pa.
35	1051	<b>Konner Wade</b>	RHP	Chaparral HS, Scottsdale, Ariz.
36	1081	<b>Justin Hilt</b>	OF	Elon University, Elon, N.C.
37	1111	<b>Michael Weber</b>	INF	Washington State University
38	1141	<b>Matthew Roberts</b>	C	Graham HS, Graham, N.C.
39	1171	<b>Garrett Nash</b>	INF	No School
40	1201	<b>Derek Casillas</b>	INF	Hamilton HS, Chandler, Ariz.
41	1231	<b>Michael McGee</b>	RHP	Florida State University
42	1261	<b>Christopher Jarrett</b>	OF	Anderson University, Anderson, Ind.
43	1291	<b>Tom Belza</b>	INF	Oklahoma State University
44	1321	<b>Eric Groff</b>	INF	Keystone College, La Plume, Pa.
45	1351	<b>Javan Williams</b>	OF	Contra Costa College, San Pablo, Calif.
46	1381	<b>Jorge Flores</b>	INF	Hamilton HS, Chandler, Ariz.
47	1411	<b>Casey Upperman</b>	RHP	Yavapai College, Prescott, Ariz.
48	1441	<b>Kenneth Sigman</b>	RHP	South Mountain CC, Phoenix, Ariz.
49	1471	<b>Tad Barton</b>	RHP	Muhlenberg HS, Laureldale, Pa.
50	1501	<b>Trey Ford</b>	INF	South Mountain CC, Phoenix, Ariz.

**Boldface indicates signed.**

\*Supplemental pick between first and second-rounds.

## PLAYER DEVELOPMENT



### CHAD KREUTER

Field Coordinator

- ◆ Enters his first season in the D-backs organization after previously serving as the head coach at the University of Southern California for 4 seasons from 2007-10...he posted a 111-117 (487) overall record for the Trojans.
- ◆ Also served as the manager for the Rockies' Single-A affiliate in Modesto, Calif. in 2006 following a season as the director of operations for the USC baseball program in 2005.
- ◆ Was selected by the Texas Rangers in the fifth round of the 1985 draft and went on to hit .237 with 54 home runs and 274 RBI in 944 games over parts of 16 Major League seasons with the Rangers, Dodgers, Tigers, White Sox, Angels, Royals and Mariners...posted his best numbers during his 1993 season with the Tigers, batting .286 with 15 home runs after appearing in a career-high 119 games.

- ◆ Played collegiately at Pepperdine from 1983-85...played on a USA team that participated in an international tournament in Cuba in 1994.



### JEFF PICO

Pitching Coordinator

- ◆ Enters his second season as the minor league pitching coordinator after serving as the pitching coach for Double-A Mobile from 2008-09.
- ◆ Prior to joining the BayBears, held the same position at Single-A Visalia from 2005-07... under Pico's guidance, Visalia's pitchers ranked third in the California League in 2007 with a 4.29 ERA while also leading the league with 45 saves and tying for fourth with 1,047 strikeouts.
- ◆ Was the pitching coach at Single-A Lancaster from 2005-06.

- ◆ Joined the D-backs organization in 2003 as the pitching coach for Short-Season A Yakima and then advanced to Single-A South Bend in 2004, where his pitching staff led all affiliates in the organization with a 3.81 ERA.
- ◆ Prior to joining the D-backs, Pico worked for 6 seasons (1997-2002) as the pitching coach for the independent Western League's Chico Heat and his pitching staff led the league in ERA for 5 straight seasons (1998-2002)... was also a player/coach for 2 seasons (1995-96) for the Bend Bandits in the Western League.
- ◆ Was a 13th-round selection by the Cubs in the 1984 amateur draft and went on to put together a 13-12 record and 4.24 ERA in 113 games (26 starts) during a 3-year Major League career with Chicago from 1988-90...he became the first Cubs' pitcher in 79 years to toss a complete-game shutout in his big league debut after blanking the Reds on 4 hits in a 4-0 win on May 31, 1988.



### MEL STOTTLEMYRE, JR.

Short-Season Pitching Coordinator

- ◆ Begins his 9th season in the D-backs organization and first as a short-season pitching coordinator.
- ◆ Served as the D-backs' Major League pitching coach the past 2 seasons (2009-10)...was named pitching coach when A.J. Hinch was appointed manager on May 8, 2009.
- ◆ Served as the D-backs' minor league pitching coordinator from 2007-09 and has been the pitching coach at Rookie-Advanced Missoula from 2005-06, Double-A El Paso in 2004, Single-A Advanced Lancaster in 2003 and Short-Season A Yakima in 2002.

- ◆ Was the pitching coach at the University of Nevada-Las Vegas, where he played from 1983-84.
- ◆ Played professionally for 8 seasons in the Astros, Royals and Mets organizations.
- ◆ His lone stint in the Majors was in 1990 with the Royals when he went 0-1 with a 4.88 ERA in 13 games (2 starts).
- ◆ His father, Mel Sr., was an All-Star pitcher and three-time 20-game winner with the Yankees from 1964-74 and later served as a pitching coach for the Yankees from 1996-2005 and the Mariners in 2008...Mel Sr. was also a Spring Training advisor for the D-backs in 2007 and 2009-10...his brother, Todd, pitched in the Major Leagues for 15 seasons, including 4 years with the D-backs from 1999-2002.



## ALAN COCKRELL

Hitting Coordinator

- ◆ Enters his first season in the D-backs organization after previously serving as the hitting coach for the Seattle Mariners and Colorado Rockies...under his guidance in 2007, the Rockies led the National League in batting average, on-base percentage and hits en route to advancing to the World Series.
- ◆ Was selected by the Giants in the first round (ninth overall) of the 1984 draft and spent 9 seasons in the minors with five different organizations before making his big league debut...played in 9 games with the Rockies during the 1996 season and batted .250 with a double and 2 RBI.
- ◆ Was named to the University of Tennessee's All-Century Baseball Team in 2009 after an All-American campaign with the Volunteers from 1982-84... also became the first true freshman to start at quarterback for the Volunteers and led the team to a 30-23 victory over the University of Maryland in the inaugural Florida Citrus Bowl in 1983.



## TONY PEREZCHICA

Infield Coordinator

- ◆ Enters his ninth season in the D-backs organization and sixth as minor league infield coordinator.
- ◆ Compiled a 173-179 overall record as a manager in the D-backs' minor league system at Double-A Tennessee in 2005, Single-A South Bend in 2004 and Rookie-Advanced Missoula in 2003.
- ◆ Was a hitting coach in the Yankees minor league system at Double-A Norwich in 1997 and 2002, Triple-A Columbus in 1998 and Single-A Greensboro from 1999-2001.
- ◆ Was drafted in the third round of the 1984 amateur draft by the Giants and played professionally as an infielder in the Giants, Indians, Yankees and Braves organizations and in Mexico from 1984-96...he logged a .228 career average in 68 big league games with the Giants (1988, 1990-91) and Indians (1991-92).




## JOEL YOUNGBLOOD

Outfield/Baserunning Coordinator

- ◆ Enters his fifth season in the D-backs organization and third season as the minor league outfield and baserunning coordinator following a stint as the D-backs' Major League third base coach in 2010.
- ◆ Served as the hitting coach for the D-backs' Triple-A Tucson affiliate from 2007-08, leading the club to a second-place finish with a .298 average in the Pacific Coast League and leading the league with a .297 average in 2007.
- ◆ Joined the D-backs organization after serving as the Milwaukee Brewers' bench coach and third base coach in 1998 and later as the Brewers' hitting coach for their Rookie-level Arizona summer league team from 2004-06.
- ◆ Prior to his position with the Brewers, he was the first and third base coach while also serving as the outfield and base running instructor on manager Jack McKeon's Reds staff from 1994-97.
- ◆ His coaching career began in 1991 as the Orioles minor league hitting coordinator...he managed the Single-A Kane County club in the Orioles organization in 1992 before going back to the hitting coordinator position in 1993.
- ◆ Was the Reds' second-round selection in 1970 and batted .265 with 80 home runs, 422 RBI in 1,408 games with the Reds (1976, 1979), Cardinals (1977), Mets (1977-82), Expos (1982) and Giants (1983-88) during his 14-year big league career.
- ◆ Was selected to the 1981 National League All-Star team with the Mets.
- ◆ Made Major League history on Aug. 4, 1982, by being the first player to play for two teams in two cities on the same day and collect hits in each game...he went 1-for-2 off Hall-of-Famer Fergie Jenkins at Wrigley Field and then was traded from the Mets to the Expos, where he flew to Philadelphia and singled off Hall-of-Famer Steve Carlton.





## **BILL PLUMMER**

Catching Coordinator

- ◆ Enters his fourth season as the minor league catching coordinator...he also served as the manager for the D-backs' Triple-A Tucson affiliate from 2007-08...his 2007 club posted a 75-67 record and finished third in the Southern division of the Pacific Coast League despite the team leading the league with a .297 batting average.
- ◆ Also served as a minor league manager in the D-backs organization with Single-A Advanced Lancaster (2002, 2005), Short-Season A Yakima (2003-04) and Double-A Tennessee (2006).
- ◆ Has compiled an overall record of 1,261-1,146 (.524) in 21 seasons as a minor league manager, including a 412-403 mark in 7 seasons leading D-backs farm clubs (.506 winning percentage).
- ◆ Began his coaching career as a player/coach at Spokane in 1979...later served two tours of duty on the Mariners' coaching staff from 1982-83 and 1988-91, including managing the Mariners during the 1992 season.
- ◆ Served as a minor league instructor in the Rockies' organization in 1993 before being elevated to Colorado's Major League coaching staff from 1993-94.



## **HATUEY MENDOZA**

Latin Liaison

- ◆ Enters his fourth season as the D-backs' minor league Latin liaison and helps minor leaguers acclimate to American culture both on and off the field.
- ◆ Posted a 36-69 record and 5.61 ERA in 7 affiliated minor league seasons after signing with the D-backs as an undrafted free agent in 1996.
- ◆ The Dominican Republic native currently lives in Tucson, Ariz., with his wife, Cristella Lopez, daughter, Kayla, and stepson, Geovanne.



## **RYAN DiPANFILO**

Medical Coordinator

- ◆ Enters his fifth season in the D-backs organization and first as the minor league medical coordinator...was the trainer for Double-A Mobile from 2009-10, Single-A Advanced Visalia in 2008 and Short-Season A Yakima (in 2007).
- ◆ Holds a Bachelor's of Science degree in athletic training from Springfield College in Springfield, Mass...is a native of Boston, Mass.
- ◆ Is also a certified athletic trainer by the Athletic Training Board of Certification, certified strength & conditioning specialist by the National Strength & Conditioning Association and a certified corrective exercise specialist by the National Academy of Sports Medicine.



## **JIMMY SOUTHARD**

Assistant Medical Coordinator

- ◆ Enters his third season in the D-backs organization after 6 years as a trainer in the Rays organization...was the trainer for Triple-A Durham in 2008, Double-A Montgomery in 2007, Single-A Advanced Visalia from 2005-06, Single-A Charleston in 2004 and Rookie-level Princeton in 2003.
- ◆ Named the Minor League Athletic Trainer of the Year as well as the California League Athletic Trainer of the Year by the Professional Baseball Athletic Trainers Society in 2006.
- ◆ Previously worked as a trainer with New Mexico State University's baseball and football programs from 2001-02 as well as serving as the head athletic trainer at Nogales (Ariz.) High School in 2003, when he also taught athletic training at the high school.
- ◆ Holds a Bachelor's degree in physical education from Northern Arizona University and a Master's of Science in Human Movement from A.T. Still University in Mesa, Ariz.



## BRETT McCABE

Strength Coordinator

- ◆ Enters his sixth season with the D-backs and ninth year in professional ball... is responsible for overseeing the strength and conditioning programs for the organization's seven minor-league affiliates.
- ◆ Served 3 seasons as a strength and conditioning coach in the Blue Jays system after first arriving in professional baseball with Double-A New Haven in 2003 before taking over at Triple-A Syracuse from 2004-2005.
- ◆ Completed his undergraduate work at Grand Valley State University (Mich.) in 2002, earning a Bachelor's of Science degree in movement science...is also a licensed massage therapist and a certified strength and conditioning specialist.



**BOB BENSINGER**

Minor League  
Complex Coordinator



**BEN DORGAN**

Minor League  
Complex Assistant



**JAMES CAMERON**


Minor League  
Clubhouse Assistant

**Triple-A - Pacific Coast League**  
**Aces Ballpark**  
**250 Evans Ave.**  
**Reno, Nev. 89501**  
**Phone: (775) 334-4700**  
**Fax: (775) 334-4701**  
**www.renoaces.com**

## RENO ACES

### Directory

**Pres. & Managing Partner .... Stuart Katzoff**  
**General Manager ..... Rick Parr**  
**PR Contact ..... T.J. Lasita**  
**Trainer ..... James Ready**  
**Strength Coach ..... Josh Cuffe**



## BRETT BUTLER

Manager


- ♦ Enters his seventh season in the D-backs organization and third as manager for Triple-A Reno after guiding the Aces to the third-best record in the PCL in 2009.
- ♦ Was the minor league outfield and baserunning coordinator in 2008 after managing at Double-A Mobile until leaving the team when he suffered a mild stroke on July 29, 2007... managed Single-A Advanced Lancaster in 2006 after serving as the first base coach on Bob Melvin's D-backs staff in 2005... managed the Mets' Gulf Coast League affiliate to a first-place finish in 2004... was the Mets' minor league outfield and baserunning coordinator in 2003 and was a Spring Training instructor for the Dodgers in 2002.
- ♦ Hit .290 with 1,359 runs, 2,375 hits, 277 doubles, 131 triples, 54 home runs, 578 RBI and 558 stolen bases in 2,213 career games with the Braves, Indians, Giants, Dodgers and Mets from 1981-97... is one of only 26 players in Major League history to compile at least 2,000 hits and 500 stolen bases.



## MIKE PARROTT

Pitching Coach

- ♦ Returns for his 15th season with the organization, 10th as pitching coach for the Triple-A affiliate, and third with Reno after seven seasons with Tucson.
- ♦ Joined the D-backs in 1997 as the pitching coach for Rookie-level Lethbridge before moving up to Single-A South Bend in 1998 and then Single-A Advanced Lancaster from 1999-2001.
- ♦ Began his coaching career in the Montreal Expos organization in 1988.
- ♦ Drafted by the Baltimore Orioles in the first-round (15th overall) of the 1973 draft... compiled a 19-39 record and 4.87 ERA in 119 games (68 starts) during his 5-year Major League career with the Orioles and Mariners from 1977-81... set then-Mariners records with 14 wins, 229.0 innings and 3.77 ERA and was named Pitcher of the Year in 1979.



## RICK BURLESON

Hitting Coach

- ♦ Enters his fourth season in the D-backs organization and third at Reno.
- ♦ Prior to joining the D-backs organization, spent a collective 19 seasons as a coach or instructor for the Athletics (1989-1991), Red Sox (1992-1993), Angels (1994-96), Mariners (1997-98), Dodgers (1999-2000) and Reds (2001-2007).
- ♦ Was drafted by the Red Sox in the first-round (fifth overall) of the 1970 draft... the four-time All-Star hit .273 with 256 doubles, 50 homers and 449 RBI in 1,346 games during a 13-year Major League career (1974-87) with Red Sox, Angels and Orioles.


## 2011 SCHEDULE

April 7-10 ..... @ Salt Lake	May 27-30 ..... Sacramento	July 18-21 ..... Fresno
April 11-14 ..... @ Colorado Springs	May 31-June 3 ..... @ Tacoma	July 22-25 ..... @ Sacramento
April 15-18 ..... Colorado Springs	June 4-7 ..... Salt Lake	July 26-29 ..... Las Vegas
April 19-22 ..... Sacramento	June 9-12 ..... @ Colorado Springs	July 30-Aug. 2 ..... @ Fresno
April 23-26 ..... @ Fresno	June 13-16 ..... Tucson	Aug. 3-6 ..... Memphis
April 28-May 1 ..... Tacoma	June 17-20 ..... @ Las Vegas	Aug. 7-10 ..... Nashville
May 2-5 ..... @ Las Vegas	June 21-24 ..... Las Vegas	Aug. 12-15 ..... @ New Orleans
May 6-9 ..... @ Salt Lake	June 25-28 ..... @ Sacramento	Aug. 16-19 ..... @ Oklahoma City
May 10-13 ..... Omaha	June 30-July 3 ..... Salt Lake	Aug. 20-23 ..... Tacoma
May 14-17 ..... Iowa	July 4-6 ..... @ Tucson	Aug. 24-28 ..... @ Tucson
May 19-22 ..... @ Albuquerque	July 7-10 ..... @ Tacoma	Aug. 29-Sept. 1 ..... Fresno
May 23-26 ..... @ Round Rock	July 14-17 ..... Colorado Springs	Sept. 2-5 ..... Tucson

## MOBILE BAYBEARS

**Double-A - Southern League**  
**Hank Aaron Stadium**  
**755 Bolling Brothers Blvd.**  
**Mobile, Ala. 36606**  
**Phone: (251) 479-2327**  
**Fax: (251) 476-1147**  
**www.mobilebaybears.com**

**Directory**  
**Operator .....HWS Group**  
**President/COO..... Bill Shanahan**  
**General Sales Manager.....Jeff Long**  
**PR Contact ..... Wayne Randazzo**  
**Trainer .....Joe Metz**  
**Strength Coach..... Vaughn Robinson**



## TURNER WARD

### Manager

- ♦ Will make his managerial debut after spending the previous 3 seasons as the hitting coach at Double-A Mobile.
- ♦ Spent the 2006-07 seasons as a manager in the Pittsburgh Pirates player development system...led the State College Spikes to a 36-39 record in the Single-A New York-Penn League in 2007 after managing Rookie-level Bradenton to a 27-26 mark and second place finish in 2006.
- ♦ Drafted in the 18th round by the New York Yankees in the 1986 draft...hit .251 with 39 home runs and 219 RBI in 626 games mostly as an outfielder during 12 Major League seasons (1990-2001) with the Indians, Blue Jays, Brewers, Pirates, D-backs and Phillies... hit .227 with 2 home runs and 11 RBI in 25 games with the D-backs from 1999-2000.
- ♦ Was a teammate of Deion Sanders while playing with the Yankees' Triple-A Columbus affiliate in 1988... attended the University of South Alabama and Faulkner State Junior College.




## DAN CARLSON

### Pitching Coach

- ♦ Enters his second season as the pitching coach for Double-A Mobile after spending the two previous seasons with Short-Season A Yakima...2011 marks his 10th season as a pitching coach in the D-backs organization.
- ♦ Was the pitching coach with the D-backs' Double-A affiliates Tennessee (2005-06) and Mobile (2007)...his pitching staff at Mobile in 2007 ranked second in the Southern League with a 3.88 team ERA and posted a 71-68 record...also spent time at Rookie-Advanced Missoula in 2002 before moving up to Single-A South Bend in 2003 and Single-A Advanced Lancaster in 2004.

- ♦ Was a 33rd-round draft choice by the Giants in 1989 before compiling a 1-0 record with a 6.70 ERA in 23 relief appearances with the Giants, Tampa Bay Devil Rays and D-backs from 1996-99... appeared in 2 games for the D-backs in 1999... posted an 87-56 record with a 4.12 ERA and 999 strikeouts in 1,182 innings over 267 games (164 starts) in a 10-year minor league career (1992-2001).



## ALAN ZINTER

### Hitting Coach

- ♦ Enters his first season as hitting coach for Double-A Mobile after serving in the same capacity at Single-A Visalia from 2008-09...enters his 23rd season in professional baseball in 2011.
- ♦ Was the New York Mets' first-round pick (24th overall) in the 1989 draft out of the University of Arizona and waited more than a decade to make his big league debut...hit his first home run as a pinch-hitter with the Astros on July 1, 2002, in his sixth at-bat as a Major Leaguer and 4,706th as a professional after 14 seasons in the minors...hit a combined .167 with 3 home runs and 9 RBI in 67 career games with the Astros in 2002 and D-backs in 2004.

- ♦ Over 18 seasons in the minor leagues, hit .258 with 280 doubles, 49 triples, 250 home runs and 931 RBI in 1,728 games for the Mets, Tigers, Red Sox, Mariners, Cubs, D-backs and Astros... played for Seibu of the Japanese Pacific League in 1999 and for the independent Somerset Patriots of the Atlantic League in 2007.

## 2011 SCHEDULE

April 7-11 .....@ Carolina	May 30-June 3 .....@ Mississippi	July 26-30.....@ Mississippi
April 13-17 .....Mississippi	June 4-8.....Huntsville	July 31-Aug. 4 ..... Chattanooga
April 18-22 .....Jacksonville	June 9-13.....@ Birmingham	Aug. 5-9 .....@ Montgomery
April 23-27 .....@ Jackson	June 15-19 .....Montgomery	Aug. 10-14 .....Mississippi
April 28-May 2.....@ Birmingham	June 23-27 .....@ Mississippi	Aug. 16-20 .....@ Jacksonville
May 3-7.....Tennessee	June 28-July 3.....Montgomery	Aug. 21-25 .....Jackson
May 9-13.....@ Jacksonville	July 4-7 .....@ Birmingham	Aug. 26-30 ..... Chattanooga
May 14-18.....Carolina	July 8-11.....Mississippi	Sept. 1-5.....@ Huntsville
May 19-23.....@ Tennessee	July 13-18.....@ Chattanooga	
May 25-29.....Jackson	July 20-24.....Birmingham	

# VISALIA RAWHIDE

**Single-A Advanced - California League**  
**Recreation Ballpark**  
**300 N. Giddings Ave.**  
**Visalia, Calif. 93291**  
**Phone: (559) 732-4433**  
**Fax: (559) 739-7732**  
**www.rawhidebaseball.com**

**Directory**  
**Operator ..... Top of the Third Inc.**  
**President & GM ..... Tom Seidler**  
**PR Contact ..... Donny Baarns**  
**Trainer ..... Ben Fraser**  
**Strength Coach ..... Jordan Wolf**




## JASON HARDTKE

Manager

- ◆ Makes his managerial debut after serving as the hitting coach for Rookie-Advanced Missoula from 2009-10... ran a baseball academy in San Jose, Calif from 2002-08.
- ◆ Batted .231 with 2 home runs and 16 RBI in 67 games over parts of 3 seasons with the Mets and Cubs during his 12-year professional career...was drafted by the Indians in the third round of the 1990 draft and went on to spend time in the Indians, Padres, Mets, Cubs, Reds, Rockies and White Sox organizations...also played a season with the Japanese League's Hanshin Tigers.

- ◆ Was born in Milwaukee and raised in San Jose, Calif., where he attended Leland High School...signed a letter of intent to play baseball at Arizona State University before signing with the Indians out of high school.




## DOUG DRABEK

Pitching Coach

- ◆ Moves up a level to Single-A Advanced Visalia in 2011 after making his pitching coach debut last season with Short-Season A Yakima.
- ◆ Won 155 games and posted a 3.73 ERA during a 13-year Major League career for the Yankees (1986), Pirates (1987-92), Astros (1993-96), White Sox (1997) and Orioles (1998)... most remembered for his tenure with the Pirates teams that won the NL East title from 1990-92... posted 22 wins and a 2.76 ERA en route to the NL Cy Young in 1990...was also named to the 1994 NL All-Star team as a member of the Astros.

- ◆ Has two sons that have played baseball professionally...Kyle is currently with the Toronto Blue Jays, having been acquired in the Roy Halladay trade on Dec. 16, 2009, and pitched in the Philadelphia Phillies system from 2006-08 after being drafted in the first-round (18th overall) of the 2006 First-Year Player Draft...Justin played in the Independent Leagues from 2006-08.



## ANDY ABAD

Hitting Coach

- ◆ Joins the Silver Hawks as hitting coach after serving in the same capacity with Yakima the past 2 seasons.
- ◆ During his 15-year professional career, played in the Red Sox, Athletics, Marlins, Pirates, Indians, Reds and Brewers organizations...appeared in 15 Major League games with the Athletics, Red Sox and Reds...he played in Japan during the 2000 season.
- ◆ Was the Red Sox's 16th-round pick in the 1993 draft and batted .290 with 157 home runs and 842 RBI in 1,480 minor league contests...also pitched in 7 games.

- ◆ Is a native of Jupiter, Fla. and graduated from Jupiter High School before attending Middle Georgia Junior College in Cochran, Ga...is of Cuban descent, as his father escaped Cuba in the 1950s during the Fidel Castro revolution.

## 2011 SCHEDULE

April 7-10 ..... Bakersfield	May 29-31 ..... @ Bakersfield	July 23-25 ..... @ San Jose
April 11-13 ..... Stockton	June 1-4 ..... @ San Jose	July 27-30 ..... Stockton
April 14-16 ..... @ San Jose	June 5-7 ..... Modesto	July 31-Aug. 2 ..... Rancho Cucamonga
April 17-20 ..... @ Stockton	June 9-12 ..... @ Rancho Cucamonga	Aug. 3-6 ..... @ Stockton
April 21-23 ..... San Jose	June 13-15 ..... @ Modesto	Aug. 7-9 ..... Lancaster
April 25-28 ..... @ Bakersfield	June 16-19 ..... Bakersfield	Aug. 11-14 ..... Inland Empire
April 29-May 1 ..... Modesto	June 23-26 ..... @ High Desert	Aug. 15-17 ..... @ Bakersfield
May 2-5 ..... San Jose	June 27-30 ..... Inland Empire	Aug. 18-21 ..... @ Modesto
May 6-8 ..... @ Modesto	July 1-3 ..... Lake Elsinore	Aug. 23-25 ..... High Desert
May 10-13 ..... Bakersfield	July 4-6 ..... @ Inland Empire	Aug. 26-29 ..... Modesto
May 14-16 ..... @ Inland Empire	July 7-10 ..... @ Lake Elsinore	Aug. 30-Sept. 1 ..... @ Lancaster
May 17-20 ..... Rancho Cucamonga	July 12-15 ..... San Jose	Sept. 2-5 ..... @ Modesto
May 21-23 ..... High Desert	July 16-18 ..... @ Stockton	
May 25-28 ..... Stockton	July 20-22 ..... Rancho Cucamonga	



# SOUTH BEND SILVER HAWKS

Single-A - Midwest League  
 Stanley Coveleski Regional Stadium  
 501 W. South St.  
 South Bend, IN 46601  
 Phone: (574) 235-9988  
 Fax: (574) 235-9950  
 www.silverhawks.com

Directory  
 President..... Joe Kernan  
 VP/GM..... Lynn Kachmarik  
 Assistant GM-Operations... Peter Argueta  
 PR Contact ..... Owen Serey  
 Trainer ..... Brian Czachowski  
 Strength Coach ..... Jason Mitchell



## MARK HALEY Manager

- ◆ Returns for his seventh year as manager of Single-A South Bend...was the 2010 recipient of the organization's Joe Garagiola, Jr., Award for Person of the Year.
- ◆ Led the Silver Hawks to the playoffs in his first five years at the helm (2005-09)...clinched the second-half wild card spot in 2009 but fell to eventual champion Fort Wayne in the first round...won both the first and second-half titles and swept through the first two-rounds of the playoffs en route to the league crown in 2005.
- ◆ Spent 13 seasons as a coach and manager in the White Sox organization from 1991-2004, including 3 seasons (1991-92, 1995) as the hitting coach with South Bend (as a White Sox affiliate)... guided Hickory in his only season as a minor league manager with the White Sox in 1998.

- ◆ Began his coaching career in the college ranks, serving as an assistant at Nebraska and Tennessee... also served as interim manager at Tennessee in 1987.
- ◆ Drafted by the Pittsburgh Pirates in the 1977 amateur draft but did not sign and stayed at Nebraska, where he was a member of the Cornhuskers' 1980 Big Eight Championship team.



## WELLINGTON CEPEDA Pitching Coach

- ◆ Enters his second season with the Silver Hawks and his eighth year in the organization after spending 2008-09 at Single-A Advanced Visalia...also spent time with Single-A South Bend from 2005-07 and Rookie-Advanced Missoula in 2004.
- ◆ Went 16-11 with a 4.63 ERA in 123 games (6 starts) while striking out 185 batters in 235 innings in his 4-year minor league career with the D-backs from 1997-2000.
- ◆ Began his professional career with Boca Chica in the Dominican Summer League in 1996 and went 4-0 with a 1.64 ERA in 15 games with the D-backs' Arizona summer league club in 1997.



## BOBBY SMITH Hitting Coach

- ◆ Enters his first professional season of coaching as the hitting coach for the Silver Hawks.
- ◆ Batted .232 (192-for-826) with 88 runs scored, 29 doubles, 4 triples, 21 home runs and 107 RBI in 258 games from 1998-2002 with the Rays...saw most of his playing time (171 games) at third base, but also saw action at the three other infield positions as well as left and right field.
- ◆ Posted a .269 average (1364-for-5068) with 733 runs scored, 306 doubles, 31 triples, 168 home runs and 753 RBI in 1,367 games in 14 minor league seasons.

## 2011 SCHEDULE

April 7-10 .....@ Fort Wayne	May 28-30.....Dayton	July 20-22.....Clinton
April 11-14 .....Lansing	May 31-June 2.....Cedar Rapids	July 23-25.....Kane County
April 15-17 .....West Michigan	June 3-5.....Quad Cities	July 27-29.....@ Great Lakes
April 18-20 .....@ Great Lakes	June 7-9.....@ Burlington	July 30-Aug. 1 .....West Michigan
April 21-23 .....Fort Wayne	June 10-12.....@ Peoria	Aug. 2-5 .....@ Lansing
April 25-27 .....@ Bowling Green	June 14-16 .....@ Lansing	Aug. 6-9 .....Bowling Green
April 28-30 .....@ Lake County	June 17-19.....Bowling Green	Aug. 10-12.....Lansing
May 1-3.....Great Lakes	June 24-26.....West Michigan	Aug. 13-15.....@ Bowling Green
May 4-6.....@ Dayton	June 27-29.....@ West Michigan	Aug. 17-19.....Lake County
May 7-9.....Fort Wayne	June 30-July 2.....@ Lake County	Aug. 20-23.....@ West Michigan
May 10-12.....@ West Michigan	July 3-5.....Dayton	Aug. 24-26.....Fort Wayne
May 13-15.....@ Bowling Green	July 6-8.....Great Lakes	Aug. 27-30.....Lake County
May 17-19.....Lansing	July 9-11.....@ Dayton	Aug. 31-Sept. 2.....@ Fort Wayne
May 20-23.....@ Great Lakes	July 13-15.....@ Beloit	Sept. 3-5.....@ Great Lakes
May 24-26.....Lake County	July 16-18.....@ Wisconsin	

# YAKIMA BEARS

**Short-Season A - Northwest League**  
**Yakima County Stadium**  
**17 N. 3rd Street, Suite 101**  
**Yakima, Wash. 98901**  
**Phone: (509) 457-5151**  
**Fax: (509) 457-9909**  
**www.yakimabears.com**

**Directory**  
**President..... Mike McMurry**  
**GM/PR Contact ..... K.L. Wombacher**  
**PR Contact ..... Drew Bontadelli**  
**Trainer ..... Kevin Burroughs**  
**Strength Coach..... Mike Schofield**



## AUDO VICENTE

Manager

- ◆ Begins his first season as the manager at Single-A Advanced Yakima after serving in the same capacity with Single-A Visalia last season.
- ◆ Spent the 2008-09 seasons at the helm of Rookie-Advanced Missoula...also managed Dominican summer league affiliate Boca Chica from 2006-07, leading them to a 30-40 record in 2007...also served as the club's infield instructor in 2005.
- ◆ Batted .261 with 3 doubles, a triple and 12 stolen bases for the D-backs' Arizona summer league affiliate and Triple-A Tucson in 1998.



## DOUG BOCHTLER

Pitching Coach

- ◆ Begins his first professional season of coaching as the pitching coach at Single-A Advanced Yakima.
- ◆ Was the chief executive officer of Cherokee Athletic Facility, an indoor baseball and softball training facility in Maryville, Tenn.
- ◆ Posted a 9-18 record and 4.57 ERA (132 ER in 260.0 IP) with 166 walks and 215 strikeouts over parts of 6 Major League seasons with the Padres, Tigers, Dodgers and Royals.



## JACOB CRUZ

Hitting Coach

- ◆ Enters his first professional season of coaching as the hitting coach for Single-A Advanced Yakima.
- ◆ Spent the 2008-10 seasons playing with Tijuana and Chihuahua in the Mexican League.
- ◆ Batted .241 with 38 doubles, 2 triples, 19 home runs and 105 RBI over parts of 9 Major League seasons with the Giants, Indians, Rockies, Tigers and Reds.
- ◆ Was the Giants' first-round selection (32nd overall) in the 1994 First-Year Player Draft out of Arizona State University.

## 2011 SCHEDULE

June 17-21 ..... @ Vancouver	July 13-17 ..... Salem-Keizer	Aug. 10-14 ..... Vancouver
June 22-24 ..... Spokane	July 18-20 ..... @ Tri-City	Aug. 15-17 ..... Spokane
June 25-27 ..... Tri-City	July 21-23 ..... @ Boise	Aug. 18-20 ..... @ Tri-City
June 28-30 ..... @ Spokane	July 24-26 ..... Tri-City	Aug. 21-23 ..... Boise
July 1-3 ..... Boise	July 27-31 ..... @ Salem-Keizer	Aug. 24-28 ..... @ Everett
July 4-6 ..... @ Boise	Aug. 2-6 ..... Everett	Aug. 30-Sept. 3 ..... Eugene
July 7-11 ..... @ Eugene	Aug. 7-9 ..... @ Spokane	

# MISSOULA OSPREY

**Rookie-Advanced - Pioneer League**  
**Ogren Park at Allegiance Field**  
**412 W. Alder St.**  
**Missoula, Mont. 59802**  
**Phone: (406) 543-3300**  
**Fax: (406) 543-9463**  
**www.missoulaosprey.com**

**Directory**  
**Operator.....Mountain Baseball, LLC**  
**President.....Mike Ellis**  
**VP/GM/PR Contact .....Matt Ellis**  
**Trainer ..... Scott Barringer**  
**Strength Coach:..... Mike Schofield**



## HECTOR DE LA CRUZ

Manager

- ♦ Enters his second season at Rookie-Advanced Missoula after managing Double-A Mobile from 2008-09...led Single-A Advanced Visalia to the California League North Division Championship and swept Modesto in the first-round of the playoffs before losing to San Jose in the Championship Series in 2007...from 2005-06, managed Rookie-Advanced Missoula and won the Pioneer League Championship in 2006.
- ♦ Began his coaching career in 2001 as the hitting coach for the Dominican Summer League Boca Chica club... was the hitting coach at Missoula in 2002 and served in the same capacity with Single-A South Bend from 2003-04.
- ♦ Played third base and in the outfield in the Blue Jays organization during 7 minor league seasons...also played professionally in Korea, Taiwan and Japan.



## GIL HEREDIA

Pitching Coach

- ♦ Will serve as pitching coach for the Osprey in his second full season as a coach...started the 2009 season as an auxiliary coach before taking over as pitching coach at Short-Season A Yakima.
- ♦ Spent parts of 10 seasons in the Major Leagues, compiling a 57-51 record and 4.46 ERA in 267 career games (128 starts) for the Giants (1991-92), Expos (1992-95), Rangers (1996) and Athletics (1998-2001)...was drafted by the Giants in the ninth-round of the 1987 amateur draft.
- ♦ Born in Nogales, Ariz., and played collegiately at University of Arizona from 1986-87...was a member of the 1986 National Championship team with the Wildcats.



## ANDY GREEN

Hitting Coach

- ♦ Begins his first professional season of coaching as the hitting coach for Rookie-Advanced Missoula.
- ♦ Batted .199 (45-for-226) with 7 doubles, a triple, 2 home runs and 12 RBI over parts of 3 seasons with the D-backs from 2004-06...in 2005 with Triple-A Tucson, he led the Pacific Coast League with 125 runs scored, 182 hits, 311 total bases, 46 doubles and 13 triples en route to winning the league MVP award.

## 2011 SCHEDULE

June 20-21 .....@ Helena	July 16-19.....@ Idaho Falls	Aug. 15-18..... Orem
June 22-23..... Helena	July 21-24.....Casper	Aug. 19-21.....Ogden
June 24-26.....@ Great Falls	July 25-27..... Idaho Falls	Aug. 22-24.....@ Orem
June 27-28.....Billings	July 29-31.....@ Great Falls	Aug. 25-28.....@ Ogden
June 29-July 1..... Great Falls	Aug. 1-2.....@ Billings	Aug. 30-Sept. 1..... Great Falls
July 2-4.....@ Billings	Aug. 3-5.....Billings	Sept. 2-3.....@ Helena
July 5-6.....@ Helena	Aug. 6-7..... Helena	Sept. 4-6.....@ Billings
July 7-8..... Helena	Aug. 8-9.....@ Great Falls	Sept. 7-8..... Great Falls
July 9-11.....Billings	Aug. 10-11.....@ Helena	
July 13-15.....@ Casper	Aug. 12-13..... Helena	

# ARIZONA LEAGUE DIAMONDBACKS

**Rookie - Arizona League**  
**Salt River Fields at Talking Stick**  
**7555 N. Pima Road**  
**Scottsdale, Ariz. 85256**  
**Phone: (480) 270-5800**  
**Fax: (480) 270-5827**  
**www.dbacks.com**

**Directory**  
**Trainer .....** Taka Sakurai  
**Strength Coach:.....** Greg Spatz



## KELLY STINETT

Manager

- ◆ Enters his first professional season of coaching as the manager of the Rookie-Level Arizona League D-backs.
- ◆ Batted .234 (476-for-2033) with 91 doubles, 4 triples, 65 home runs and 230 RBI over parts of 14 Major League seasons with the New York Mets, Milwaukee Brewers, D-backs, Cincinnati Reds, Philadelphia Phillies, Kansas City Royals, New York Yankees and St. Louis Cardinals.
- ◆ Played collegiately at Seminole Junior College in Oklahoma where he was named National Junior College Player of the Year and a First-Team All-American his sophomore season after batting .399 with 22 home runs and 97 RBI.



## JEFF BAJENARU

Pitching Coach

- ◆ Will serve as the pitching coach for the Rookie-Level Arizona League D-backs in his first professional season of coaching.
- ◆ Over parts of 3 seasons with the White Sox and D-backs, went 0-2 with an 11.20 ERA (17 ER in 13.2 IP) with 6 walks and 11 strikeouts in 14 games after signing with Chicago as a non-drafted free agent in 2000.
- ◆ Played collegiately at Riverside Community College and the University of Oklahoma...set a Big 12 Conference and Oklahoma record with 20 saves in 2000 en route to being named a First-Team All-American.



## ABRAHAM NUNEZ

Hitting Coach

- ◆ Enters his first professional season of coaching as the hitting coach of the Arizona League D-backs and his.
- ◆ Hit .209 (63-for-302) with 10 doubles, a triple, 6 home runs and 35 RBI in 136 games over parts of 2 seasons with the Marlins and Royals from 2002-04.

## 2011 SCHEDULE

June 22.....AZL Giants	July 9.....AZL Indians	July 27.....AZL Mariners	Aug. 13.....AZL Indians
June 23.....@ AZL Cubs	July 10.....@ AZL Rangers	July 28.....@ AZL Cubs	Aug. 14.....AZL Giants
June 24.....AZL Padres	July 12.....@ AZL Indians	July 29.....AZL Dodgers	Aug. 16.....AZL Angels
June 25.....@ AZL Brewers	July 13.....@ AZL Athletics	July 30.....@ AZL Giants	Aug. 17.....@ AZL Royals
June 27.....AZL Mariners	July 14.....AZL Royals	Aug. 1.....@ AZL Mariners	Aug. 18.....AZL Reds
June 28.....@ AZL Athletics	July 15.....AZL Giants	Aug. 2.....@ AZL Padres	Aug. 19.....@ AZL Angels
June 29.....AZL Cubs	July 17.....AZL Brewers	Aug. 3.....AZL Cubs	Aug. 21.....AZL Athletics
June 30.....@ AZL Dodgers	July 18.....AZL Rangers	Aug. 4.....AZL Athletics	Aug. 22.....@ AZL Cubs
July 2.....AZL Angels	July 19.....@ AZL Indians	Aug. 6.....@ AZL Dodgers	Aug. 23.....AZL Cubs
July 3.....AZL Brewers	July 20.....@ AZL Angels	Aug. 7.....AZL Royals	Aug. 24.....@ AZL Angels
July 4.....@ AZL Padres	July 22.....@ AZL Giants	Aug. 8.....@ AZL Brewers	Aug. 26.....AZL Giants
July 5.....@ AZL Reds	July 23.....@ AZL Royals	Aug. 9.....AZL Rangers	Aug. 27.....@ AZL Athletics
July 7.....@ AZL Angels	July 24.....AZL Dodgers	Aug. 11.....@ AZL Reds	Aug. 28.....@ AZL Cubs
July 8.....AZL Athletics	July 25.....AZL Padres	Aug. 12.....@ AZL Athletics	Aug. 29.....AZL Angels

# BOCA CHICA DIAMONDBACKS

Dominican Summer League

DSL Field Coordinator .....	Luis Urueta	Infield Coach.....	Elvis Pena
Manager.....	Juan Ballara	Outfield Coach.....	Gregorio Ramirez
Pitching Coach .....	Jose Tapia	Trainer .....	Bladamir Marte
Hitting Coach .....	Jorge Salfran	Assistant Trainer.....	Bruly Medina

## D-BACKS ALL-TIME FIRST DRAFT PICKS

The D-backs did not take the field until March 31, 1998, but started stocking their minor league system beginning with the 1996 draft. In the 15 years that the D-backs have drafted, nine players have been selected from four-year universities while eight have been drafted straight from high school. In 1998 and 2000, Arizona did not have a first-round selection and made their first pick in the third and second-rounds, respectively. In 2003 and 2009 they secured a second first-round pick to go with their own, most recently taking infielder Bobby Borchering with the 16th pick and outfielder A.J. Pollock with the 17th pick in the 2009 draft. Below is a list of the D-backs all-time first draft selections:

YEAR	RD.	NO.	PLAYER	POSITION	SCHOOL
1996	1	30	Nick Bierbrodt	LHP	Millikan HS, Long Beach, Calif.
1997	1	30	Jack Cust	1B	Immaculata HS, Somerville, N.J.
1998	3	103	Darryl Conyer	OF	Mission Bay HS, San Diego, Calif
1999	1	4	Corey Myers	INF	Scottsdale HS, Scottsdale, Ariz.
2000	2	69	Michael Schultz	RHP	Loyola Marymount University
2001	1	22	Jason Bulger	RHP	Valdosta State University
2002	1	27	Sergio Santos	SS	Mater Dei HS, Santa Ana, Calif
2003	1	19	Conor Jackson	1B	University of California - Berkeley
		29	Carlos Quentin	OF	Stanford University
2004	1	15	Stephen Drew	SS	Florida State University
2005	1	1	Justin Upton	SS	Great Bridge HS, Chesapeake, Va.
2006	1	11	Max Scherzer	RHP	University of Missouri - Columbia
2007	1	9	Jarrod Parker	RHP	Norwell HS, Bluffton, Ind.
2008	1	26	Daniel Schlereth	LHP	University of Arizona
2009	1	16	Bobby Borchering	INF	Bishop Verot HS, Fort Myers, Fla.
		17	A.J. Pollock	OF	University of Notre Dame
2010	1	6	Barret Loux*	RHP	Texas A&M University

\*did not sign



## 2005 ORGANIZATION OF THE YEAR

The Arizona Diamondbacks were named the Topps Organization of the Year for 2005 during the annual Baseball Winter Meetings held in December 2004 in Dallas. It was the first such award for the D-backs, who have had a minor league system in place since 1996, with the big league club beginning play two years later.

The Topps Baseball Organization of the Year Award is presented annually to a Major League organization based on the number of players in their system who have received Topps awards during the season. Points are awarded for four different minor league categories including All-Star players, Players of the Month, the Trautman and Taylor Spink Award recipients, and for Major League rookies who made the Topps Rookie All-Star team.

The D-backs' individual winners were: Phil Avlas (August P.O.M. - California League); Lorenzo Cain (Trautman Award - Arizona League); Matt Elliott and Carlos Gonzalez (Single-A All-Star Team - Midwest League); Andy Green (Triple-A All-Star Team/Trautman Award - Pacific Coast League); Conor Jackson (Triple-A All-Star Team - Pacific Coast League); Miguel Montero (May P.O.M. - California League); Dustin Nippert (August P.O.M. - Southern League); and Dan Uggla (Double-A All-Star Team - Southern League).

Topps is an international marketer of entertainment products, principally collectable picture cards, confections and sticker collections.



# ALL-TIME ORGANIZATIONAL AWARDS

## YEAR

## PLAYER OF THE YEAR

1996	Kevin Sweeney, Lethbridge (R)
1997	Travis Lee, High Desert (A) & Mike Stoner, High Desert (A)
1998	Jason Conti, Tulsa (AA - Texas Rangers)
1999	Jack Cust, High Desert (A)
2000	Alex Cabrera, Tucson (AAA)/El Paso (AA)
2001	Lyle Overbay, El Paso (AA)
2002	Scott Hairston, South Bend (A)/Lancaster (A)
2003	Chad Tracy, Tucson (AAA)
2004	Carlos Quentin, Lancaster (A)/El Paso (AA)
2005	Andy Green, Tucson (AAA)
2006	Alberto Callaspo, Tucson (AAA)
2007	Justin Upton, Visalia (A)/Mobile (AA)
2008	Josh Whitesell, Tucson (AAA)
2009	Ryan Wheeler, South Bend (A)/Yakima (A)
2010	Paul Goldschmidt, Visalia (A)

## PITCHER OF THE YEAR

Vladimir Nunez, Lethbridge (R)
Brad Penny, South Bend (A)
Brad Penny, High Desert (A)
Andrew Good, South Bend (A)
Bret Prinz, South Bend/El Paso (AA)
Beltran Perez, South Bend (A)
Mike Gosling, El Paso (AA)
Brian Bruney, El Paso (AA)/Tucson (AAA)
Enrique Gonzalez, Lancaster (A)
Dustin Nippert, Tennessee (AA)
Micah Owings Tennessee (AA)/Tucson (AAA)
Esmerling Vasquez, Mobile (AA)
Cesar Valdez, Visalia (A)/Mobile (AA)
Billy Buckner, Reno (AAA)
Wade Miley, Mobile (AA)

## D-BACKS MONTHLY HONOR ROLL

## YEAR MONTH

## PLAYER OF THE MONTH

## PITCHER OF THE MONTH

1998	April	Danny Klassen, Tucson (AAA)	Brad Penny, High Desert (A)
	May	Junior Spivey, High Desert (A)	Bob Wolcott, Tucson (AAA)
	June	Rob Ryan, Tucson (AAA)	Russell Jacob, High Desert (A)
	July	Jack Cust, Lethbridge (R)	Brad Penny, High Desert (A)
	Aug./Sept.	Jarrod Peterson, High Desert (A)	Nick Bierbrodt, High Desert (A)
1999	April	Jarrod Patterson, El Paso (AA)	Nelson Figueroa, Tucson (AAA)
	May	Erubiel Durazo, El Paso (AA)	Vicente Padilla, High Desert (A)
	June	Erubiel Durazo, El Paso (AA)/Tucson (AAA)	John Patterson, El Paso (AA)
	July	Lyle Overbay, Missoula (R)	Jason Martinez, High Desert (A)
	Aug./Sept.	Jack Cust, High Desert (A)	Jeff Wilson, High Desert (A)
2000	April	Jack Cust, El Paso (AA)	Nelson Figueroa, Tucson (AAA)
	May	Alex Cabrera, El Paso (AA)	Johnny Ruffin, Tucson (AAA)
	June	Alex Cabrera, El Paso (AA)	Geraldo Guzman, Tucson (AAA)
	July	Brad Cresse, High Desert (A)	Chris Capuano, South Bend (A) & Jason Martinez, El Paso (AA)
	Aug./Sept.	Lyle Overbay, El Paso (AA) & Jamie Sykes, High Desert (A)	Chris Capuano, South Bend (A)
2001	April	Rob Ryan, Tucson (AAA)	Jose Valverde, El Paso (AA)
	May	Doug DeVore, El Paso (AA)	Nick Bierbrodt, El Paso (AA)/Tucson (AAA)
		Steve Neal, South Bend (A)	
	June	Jesus Cota, Missoula (R)	Chris Capuano, El Paso (AA)
	July	Scott Hairston, Missoula (R)	Beltran Perez, South Bend (A)
	August	Scott Hairston, Missoula (R)	Ryan Holsten, Missoula (R)
2002	April	Chad Tracy, El Paso (AA)	Oscar Villarreal, El Paso (AA)
	May	Scott Hairston, South Bend (A) & Chad Tracy, El Paso (AA)	Ryan Holsten, South Bend (A) & Duane Sanchez, El Paso (AA)
	June	Chad Moeller, Tucson (AAA)	Andrew Good, El Paso (AA)
	July	Scott Hairston, South Bend (A)	Brandon Medders, Lancaster (A)
	August	Scott Hairston, South Bend (A)/Lancaster (A)	Edgar Gonzalez, South Bend (A)/Lancaster (A)
2003	April	Alex Cintron, Tucson (AAA)	Dustin Nippert, South Bend (A)
	May	Craig Ansman, El Paso (AA)	Brian Bruney, El Paso (AA)
	June	Kyle Nichols, Lancaster (A)	Chris Capuano, Tucson (AAA)
	July	Billy Martin, Tucson (AAA)	Jared Doyle, South Bend (A) & Phil Stockman, El Paso (AA)
	August	Jamie D'Antona, Yakima (A)	Angel Rocha, Missoula (R)
2004	April	Luis Terrero, Tucson (AAA)	Matt Chico, South Bend (A)
	May	Andy Green, Tucson (AAA)	Clint Goocher, Lancaster (A)
	June	Chris Snyder, El Paso (AA)	Lance Cormier, Tucson (AAA)
	July	Kyle Nichols, Tucson (AAA)	Enrique Gonzalez, Lancaster (A)
	August	Josh Kroeger, Tucson (AAA) & Chris Carter, Yakima (A)	Danny Muegge, South Bend (A)
2005	April	Conor Jackson, Tucson (AAA)	Jon Castellanos, Lancaster (A)
	May	Miguel Montero, Lancaster (A)	Enrique Gonzalez, Tennessee (AA)
	June	Carlos Gonzalez, South Bend (A)	Matt Elliott, South Bend (A)
	July	Stephen Drew, Lancaster (A)	Matt Chico, Lancaster (A)
	August	Jay Garthwaite, Lancaster (A)	Dustin Nippert, Tennessee (AA)
2006	April	Miguel Montero, Tennessee (AA)	Matt Chico, Lancaster (A)
	May	Scott Hairston, Tucson (AAA)	Greg Smith, Lancaster (A)
	June	Chris Carter, Tucson (AAA)	Ross Ohlendorf, Tennessee (AA)
	July	Brian Barden, Tucson (AAA)	Matt Chico, Tennessee (AA)
	August	Cyle Hankerd, Yakima (A)/Lancaster (A)	Osbeck Castillo, Missoula (R)
2007	April	Justin Upton, Visalia (A)	Matt Green, Mobile (AA)
	May	Cyle Hankerd, Visalia (A)	Brett Anderson, (South Bend)
	June	Gerardo Parra, South Bend (A)	Esmerling Vasquez, Mobile (AA)
	July	Chris Carter, Tucson (AAA)	Cesar Valdez, South Bend (A)
	August	Joseph Batten, Yakima (A)	Matt Torra, Visalia (A)
2008	April	Ricardo Sosa, Visalia (A)	Max Scherzer, Tucson (AAA)
	May	Jamie D'Antona, Tucson (AAA)	Yusmeiro Petit, Tucson (AAA)
	June	Derrick Walker, South Bend (A)	Kyle Newby, Visalia (A)
	July	Josh Whitesell, Tucson (AAA)	Patrick McAnaney, Yakima (A)
	August	Josh Whitesell, Tucson (AAA)	Clay Zavada, South Bend (A)
2009	April	Collin Cowgill, Visalia (A)	Bryan Augenstein, Mobile (AA)
	May	Cyle Hankerd, Mobile (AA)	Daniel Stange, Mobile (AA)
	June	Sean Coughlin, Mobile (AA)	Jarrod Parker, Mobile (AA)
	July	Brent Greet, Yakima (A)	Thomas Layne, Visalia (A)
	August	Ryan Wheeler, Yakima (A)	Daniel Taylor, Yakima (A)
2010	April	Marc Krauss, Visalia (A)	Josh Collmenter, Visalia (A)/Reno (AAA)
			Eric Smith, South Bend (A)
	May	Paul Goldschmidt, Visalia (A)	Barry Enright, Mobile (AA)
	June	Brandon Allen, Reno (AAA)	Josh Collmenter, Mobile (AA)
	July	John Hester, Reno (AAA)	Kevin Eichhorn, Missoula (R)
	August	Josh Ford, Visalia (A)	Eric Smith, Visalia (A)

# 2011 ORGANIZATIONAL PLAYERS

## ACOSTA, VICTOR • Right-handed Pitcher

Ht: 5-11 Wt: 171 B/T: R/R Born: March 10, 1990 in Cotui, DR

Obtained: Signed a First-Year Minor League Contract on July 10, 2009.

Signed by: Ray Blanco

**Career Notes:** **2010**—Opened the season with the DSL Diamondbacks...promoted to Missoula on June 22...recorded a season-high 4.0 consecutive scoreless innings over 4 appearances from July 9-26, allowing 2 hits while striking out 3 in those contests...notched a season high 5 strikeouts over 3.0 innings on Aug. 12 vs. Helena. **2009**—Made his professional debut on July 13 with DSL Diamondbacks...over 7 appearances, tossed 10.1 consecutive scoreless innings of relief from July 13-Aug. 4, allowing just 5 hits while striking out 10...converted 3 consecutive save opportunities from July 23-Aug. 1. **Personal**—Victor Manuel Acosta Sanchez...resides in Cotui, DR.

YEAR	CLUB	W-L	ERA	G	GS	CG	SHO	SV	IP	H	R	ER	HR	HB	BB	SO	WP	BK
2009	DSL D-backs	1-2	4.91	9	0	0	0	3	14.2	17	10	8	0	1	6	14	0	0
2010	DSL D-backs	0-0	0.00	1	0	0	0	0	2.0	2	2	0	0	0	0	3	0	0
	Missoula (R)	0-0	10.80	15	0	0	0	0	20.0	28	28	24	2	0	18	22	9	0
	Minor League Totals	1-2	7.85	25	0	0	0	3	36.2	47	40	32	2	1	24	39	9	0

## AGUILA, ROIDANY • Catcher

Ht: 5-9 Wt: 164 B/T: R/R Born: Oct. 22, 1990 in Ranchuelo, Cuba

Obtained: Signed as Arizona's 18th-round selection in the 2009 First-Year Player Draft on June 20, 2009.

Signed by: Ray Blanco

**Career Notes:** **2010**—Hit .455 (5-for-11) in the month of June...had a season-high 6 game hitting-streak from July 29-August 22, batting at a .334 clip (7-for-21)...hit .313 (5-for-16) when batting ninth in the line up. **2009**—Made his professional debut on July 13 with Missoula...transferred to Yakima on July 17...collected a hit in his first game with the Bears on July 21 vs. Vancouver, also driving in his first run of the season...plated a season-high 3 runs on Sept. 2 @ Tri-City after going 1-for-4 with a double. **Personal**—Roidany Aguila...resides in Guaynabo, PR...played collegiately at Colegio Nuestra Senora, PR.

YEAR	CLUB	AVG.	G	AB	R	H	2B	3B	HR	RBI	SH	SF	HP	BB	SO	SB-CS	E
2009	Missoula (R)	.000	6	13	0	0	0	0	0	0	0	0	0	0	6	0-0	2
	Yakima (A)	.119	21	42	1	5	1	0	0	5	1	1	1	1	13	0-0	1
2010	Missoula (R)	.234	29	94	9	22	5	0	0	6	0	1	2	8	20	3-2	7
	Minor League Totals	.181	56	149	10	27	6	0	0	11	1	2	3	9	39	3-2	10

## ALBERT, JUSTIN • Left-handed Pitcher

Ht: 6-0 Wt: 234 B/T: L/L Born: May 27, 1987 in Boston, Mass.

Obtained: Signed as a non-drafted free agent on June 18, 2009

Signed by: Matt Merullo

**Career Notes:** **2010**—Led Missoula with 5 saves...tossed a season-high 4.2 scoreless innings on July 11 vs. Great Falls collecting 4 strikeouts...posted a 1.15 ERA (2 ER in 15.2 IP) over 8 games in July, going 2-1 with 1 save in the month of July...transferred to Yakima on Sept. 1. **2009**—Made his professional debut on June 25 vs. Eugene...tossed a season-high 2.1 innings on Sept. 3 @ Tri-City...did not allow a run over his final 4 appearances, a span of 5.2 innings, striking out 6...recorded a season-high 2 strikeouts in 6 games throughout the season. **Personal**—Justin Albert...resides in Hull, Mass...graduated from Hull High School...played collegiately at Vermont.

YEAR	CLUB	W-L	ERA	G	GS	CG	SHO	SV	IP	H	R	ER	HR	HB	BB	SO	WP	BK
2009	Yakima (A)	0-1	7.00	18	0	0	0	0	18.0	21	15	14	1	0	6	20	2	0
2010	Missoula (R)	2-1	3.31	19	1	0	0	5	35.1	31	17	13	3	1	10	29	2	0
	Yakima (A)	0-0	4.50	2	0	0	0	0	2.0	2	1	1	0	1	0	2	0	0
	Minor League Totals	2-2	4.55	39	1	0	0	5	55.1	54	33	28	4	2	16	51	4	0

## ALEGRIA, JOSE • Catcher

Ht: 5-11 Wt: 233 B/T: R/R Born: Nov. 5, 1990 in New York City, New York

Obtained: Signed as a non-drafted free agent on May 26, 2008

Signed by: Junior Noboa

**Career Notes:** **2010**—Played 2 games with the DSL D-backs before being transferred to Yakima on June 18...played in 1 game with the Bears and collected a hit in his lone at-bat...transferred back to DSL D-backs on Aug. 2...collected a hit in 7 of his 11 games with the DSL D-backs. **2009**—Hit .333 (11-for-33) with 2 doubles and a home run when leading off an inning...collected 9 multi-hit games...plated a season-high 3 RBI on June 29 @ DSL White Sox. **2008**—Made his professional debut on June 2...hit .276 (8-for-29) against left-handed pitchers. **Personal**—Jose Alegria.

YEAR	CLUB	AVG.	G	AB	R	H	2B	3B	HR	RBI	SH	SF	HP	BB	SO	SB-CS	E
2008	DSL D-backs/Reds	.206	45	126	6	26	2	1	0	10	0	0	1	12	26	0-2	7
2009	DSL D-backs	.245	54	184	21	45	9	0	1	22	0	2	8	29	44	0-1	7
2010	Yakima	1.000	1	1	0	1	0	0	0	0	0	0	0	0	0	0-0	0
	DSL D-backs	.286	11	28	4	8	0	1	0	7	0	0	4	8	11	0-0	2
	Minor League Totals	.236	111	339	31	80	11	2	1	39	0	2	13	49	81	0-3	16

## ANDERSON, CHASE • Right-handed Pitcher

Ht: 6-1 Wt: 173 B/T: R/R Born: Nov. 30, 1987 in Wichita Falls, Texas

Obtained: Signed as Arizona's ninth-round selection in 2009 First-Year Player Draft on June 11, 2009.

Signed by: Jason Karegeannes

**Career Notes:** **2010**—Opened the season with South Bend...named the Midwest League Pitcher of the Week for May 3-9...was transferred to Visalia on May 18...struck out a season-high 11 batters on June 4 vs. Stockton...named the California League Pitcher of the Week for May 31-June 6...had a 1.80 ERA (3 ER in 15 IP) in August. **2009**—Made his professional debut on June 23 @ Helena, tossing 1.2 scoreless innings...did not allow an earned run in his first seven games, a span of 14.2 innings...struck out a season-high 5 batters in back-to-back games on two occasions: July 9 vs. Casper and 13 vs. Idaho Falls; and July 28 vs. Helena and 31 @ Great Falls...made his first professional start on Aug. 26 vs. Great Falls...tossed a season-high 6.0 innings on Sept. 5 vs. Great Falls...opponents hit just .132 (7-for-53) with runners in scoring position. **Personal**—Robert Chase Anderson...resides in Wichita Falls, Texas...graduated from Rider High School...played collegiately at Oklahoma.

YEAR	CLUB	W-L	ERA	G	GS	CG	SHO	SV	IP	H	R	ER	HR	HB	BB	SO	WP	BK
2009	Missoula (R)	3-1	2.38	18	4	0	0	0	45.1	35	17	12	1	3	13	48	3	0
2010	South Bend (A)	2-4	2.82	7	7	1	1	0	38.1	36	16	12	1	1	9	31	1	0
	Visalia (A)	5-3	3.60	19	4	0	0	3	70.0	58	33	28	7	5	16	83	2	0
Minor League Totals		10-8	3.05	44	15	1	1	3	153.2	129	66	52	9	9	38	162	6	0

#### ARBELO, YAZY • Infielder

Ht: 6-2 Wt: 229 B/T: L/R Born: April 7, 1988 in Fort Pierce, Fla.

**Obtained:** Signed as Arizona's 26th-round selection in 2010 First-Year Player Draft on June 13, 2010.

**Signed by:** Shawn Barton

**Career Notes:** **2010**—Named Northwest League Player of the Week for the week of Aug. 2-8...strung together a 10-game hitting streak from July 20-Aug. 4...batted .330 (31-for-94) with 31 hits, 2 doubles, 8 home runs and 24 RBI in August. **Personal**—Yazy Arbelo...resides in Port St. Lucie, Fla....graduated from Carroll High School in Fort Pierce, Fla....played collegiately at Keystone College.

YEAR	CLUB	AVG.	G	AB	R	H	2B	3B	HR	RBI	SH	SF	HP	BB	SO	SB-CS	E
2010	Yakima (A)	.285	68	242	38	69	13	1	14	55	0	2	1	36	62	4-1	12
Minor League Totals		.285	68	242	38	69	13	1	14	55	0	2	1	36	62	4-1	12

#### ASENCIO, ISAIAS • Outfielder

Ht: 5-11 Wt: 192 B/T: R/R Born: Dec. 31, 1987 in Haina, DR

**Obtained:** Signed as a non-drafted free agent on Jan. 3, 2006.

**Signed by:** Junior Noboa

**Career Notes:** **2010**—Missed the entire season while undergoing rehabilitation for a right elbow injury. **2009**—Strung together a career-high 11-game hit streak from May 14-30, batting .381 (16-for-42) with 6 doubles, a homer and 4 RBI...plated a season-high 3 RBI on two occasions: May 6 vs. Cedar Rapids and Aug. 20 vs. Great Lakes...over 22 games in May, hit .289 (24-for-83) with 9 doubles, 2 homers, 9 RBI and 7 runs scored...established a new career-high with 22 doubles. **2008**—Recorded career-high 9-game hit streaks from July 19-Aug. 8 and Aug. 12-25...tied his career-high with 4 RBI on June 25, going 1-for-5 with a home runs and 2 runs scored...connected for home runs in back-to-back games on July 24 and 25...hit 4 home runs in 6 games from July 25-31, batting .400 (10-for-25) with 8 RBI over that stretch. **2006**—Collected a career-high 3 hits on 4 occasions...connected for 2 home runs on Aug. 23, collecting a career-high 4 RBI. **Personal**—Isaias Asencio...resides in Haina, DR.

YEAR	CLUB	AVG.	G	AB	R	H	2B	3B	HR	RBI	SH	SF	HP	BB	SO	SB-CS	E
2006	Boca Chica (DSL)	.228	58	189	34	43	18	2	2	26	1	2	7	21	44	1-0	1
2007	Boca Chica (DSL)	.091	8	22	1	2	2	0	0	1	0	1	2	4	4	2-0	0
2008	Missoula (R)	.293	58	215	34	63	10	5	9	36	1	2	5	6	53	3-1	3
2009	South Bend (A)	.211	99	332	31	70	22	3	5	32	4	3	9	17	101	6-3	4
2010	South Bend (A)					Injured; did not play											
Minor League Totals		.235	223	758	100	178	52	10	16	95	6	8	23	48	202	12-4	8

#### BABINEAU, RYAN • Catcher

Ht: 6-1 Wt: 212 B/T: R/R Born: Dec. 13, 1986 in Covina, Calif.

**Obtained:** Signed as Arizona's 17th-round selection in 2008 First-Year Player Draft on June 15, 2008.

**Signed by:** Hal Kurtzman

**Career Notes:** **2010**—Recorded a hit in his first 3 games of the season...had a multi-hit game on April 14 vs. Great Lakes, going 2-for-4 at the plate...placed on the disabled list on April 30 with a left hip strain for the remainder of the season. **2009**—Played 10 games with the Silver Hawks before being placed on the disabled list due to his right hip on April 25...collected his first career triple on April 16 @ Great Lakes. **2008**—Went 3-for-5 with 3 runs scored and 2 doubles in his second professional game on June 24 vs. Vancouver...hit his first professional home run on July 5 @ Everett, going 2-for-4...strung together a 7-game hitting streak from July 31-Aug. 7, batting .333 (8-for-24) over that stretch...threw out 15-of-38 would-be base stealers (.395). **Personal**—Ryan P. Babineau...resides in Rancho Cucamonga, Cal...graduated from Etiwanda High School...played collegiately at UCLA.

YEAR	CLUB	AVG.	G	AB	R	H	2B	3B	HR	RBI	SH	SF	HP	BB	SO	SB-CS	E
2008	Yakima (A)	.231	43	147	14	34	10	0	1	13	0	0	3	29	34	7-3	3
2009	South Bend (A)	.125	10	32	4	4	2	1	0	1	0	0	0	7	13	0-0	0
2010	South Bend (A)	.189	11	37	1	7	2	0	0	3	0	0	0	3	11	0-0	0
Minor League Totals		.208	64	216	19	45	14	1	1	17	0	0	3	39	58	7-3	3

#### BELFIORE, MICHAEL • Right-handed Pitcher

Ht: 6-1 Wt: 224 B/T: R/R Born: Oct. 3, 1998 in Hunington, N.Y.

**Obtained:** Signed as Arizona's sandwich pick in the 2009 First-Year Player Draft on June 19, 2009.

**Signed by:** Matt Merullo

**Career Notes:** **2010**—Over 5 starts in May, posted a 1.96 ERA (5 ER in 23.0 IP) with 19 strikeouts...on May 21 @ Lake County tossed 6.0 innings and struck out a season-high 8 batters. **2009**—Made his professional debut on July 2 vs. Great Falls...made his first start of the season on July 16 @ Casper, tossing 2.0 scoreless innings...over 6 starts in July, posted a 1.77 ERA (7 ER in 35.2 IP) with 35 strikeouts...tossed a season-high 8.0 scoreless innings and struck out a season-high 9 batters on Aug. 28 @ Billings. **Personal**—Michael John Belfiore...resides in Commack, N.Y....graduated from Commack High School...played collegiately at Boston College.

YEAR	CLUB	W-L	ERA	G	GS	CG	SHO	SV	IP	H	R	ER	HR	HB	BB	SO	WP	BK
2009	Missoula (R)	2-2	2.17	14	11	0	0	0	58.0	59	29	14	2	1	13	55	2	0
2010	South Bend (A)	3-10	3.99	25	25	0	0	0	126.1	139	75	56	6	1	42	105	10	0
Minor League Totals		5-12	3.42	39	36	0	0	0	184.1	198	104	70	8	2	55	160	12	0

#### BELTRE, CRISTIAN • Right-handed Pitcher

Ht: 6-0 Wt: 210 B/T: R/R Born: May 10, 1985 in San Juan de la Maguana, DR

**Obtained:** Signed as a non-drafted free agent on May 31, 2006.

**Signed by:** Junior Noboa

**Career Notes:** **2010**—Secured a career-high 3 saves...tossed a season-high 4.0 scoreless innings on May 7 @ Modesto...earned his first victory on May 16 vs. Modesto, tossing 3.2 scoreless innings with a strikeout in a 7-6 contest over Modesto...during June, went 2-0 with a save and 1.80 ERA (3 ER in 15 IP) with 19 strikeouts in 6 appearances. **2009**—Started the season on the disabled list with right shoulder tendinitis...tossed a season-high 7.0 innings on Aug. 16 @ Modesto, allowing 1 earned run while striking out 3...earned the win in his final 2 starts of the season, allowing just 1 earned run over 12.0 innings while collecting 6 strikeouts...made 2 relief appearances...struck out

a season-high 7 batters on two occasions: July 26 @ Inland Empire and Aug. 5 @ San Jose. **2008**—In the Southern League, he ranked tied for first with 3 complete games, second in wins and second in innings pitched...he ranked tied for first in the organization in wins, sixth in ERA and third in innings pitched...from July 19-Aug. 29, won 6-of-8 starts, going 6-1 with a 3.28 ERA (17 ER in 46.2 IP) over that stretch...held left-handers to a .245 average (80-for-327) while overall, opponents hit .266 (160-for-601). **2007**—Tossed a season-high 6.0 innings on 4 occasions, going 2-1 with a 3.38 ERA (9 ER in 24.0 IP) in those contests...won back-to-back starts on Aug. 12 and 17. **2006**—Pitched a complete game shutout (7 innings) on Aug. 12, allowing 1 hit and 1 walk while striking out 8...allowed only 6 runs over his final 7 appearances, posting a 2-1 mark and a 1.80 ERA (6 ER over 30.0 IP) over that stretch. **Personal**—Christian Beltre...resides in Santo Domingo, DR.

YEAR	CLUB	W-L	ERA	G	GS	CG	SHO	SV	IP	H	R	ER	HR	HB	BB	SO	WP	BK
2006	Boca Chica (DSL)	4-4	2.23	13	11	1	1	0	64.2	67	21	16	1	8	11	44	3	0
2007	Missoula (R)	3-8	5.20	15	15	0	0	0	71.0	86	51	41	14	6	22	38	3	1
2008	South Bend (A)	13-8	3.53	26	26	3	0	0	155.1	160	73	61	11	10	24	108	3	5
2009	Visalia (A)	6-11	6.37	26	24	0	0	0	123.0	156	99	87	17	11	43	81	10	3
2010	Visalia (A)	3-2	4.50	31	1	0	0	3	72.0	76	37	36	9	5	23	73	5	0
Minor League Totals		29-33	4.46	111	77	4	1	3	486.0	545	281	241	52	40	123	344	22	11

## BELZA, TOM • Infielder

Ht: 5-11 Wt: 181 B/T: L/R Born: July 31, 1989 in Loveland, Ohio

**Obtained:** Signed as Arizona's 43rd-round selection in the 2010 First-Year Player Draft on June 11, 2010. **Signed by:** Kyle Denney

**Career Notes:** **2010**—Made his professional debut on June 18 vs. Boise...collected his first hit on June 19 vs. Boise...plated a season-high 2 RBI on Aug. 22 vs. Salem-Keizer. **Personal**—Tom Belza...resides in Loveland, Ohio...attended Archbishop Moeller HS in Cincinnati, Ohio...played collegiately at Oklahoma State.

YEAR	CLUB	AVG.	G	AB	R	H	2B	3B	HR	RBI	SH	SF	HP	BB	SO	SB-CS	E
2010	Yakima (A)	.212	43	99	12	21	2	0	0	7	3	2	0	16	18	3-3	8
Minor League Totals		.212	43	99	12	21	2	0	0	7	3	2	0	16	18	3-3	8

## BERGER, ANDREW • Right-handed Pitcher

Ht: 6-4 Wt: 225 B/T: R/R Born: Nov. 24, 1987 in Piedmont, Calif.

**Obtained:** Signed a First-Year Minor League Contract on June 30, 2010

**Signed by:** Shawn Barton

**Career Notes:** **2010**—Made his professional debut on June 30 vs. Vancouver...held lefties to a .220 average (18-for-82) with 10 walks and 17 strikeouts...tossed a season-high 6.0 innings on July 30 @ Salem-Keizer, while also striking out a season-high 6 batters...won 2 consecutive decisions from July 19-24...transferred to Reno on Sept. 3...made 1 appearance with the Aces, taking the loss on Sept. 5 @ Salt Lake. **Personal**—Andrew Evan Berger...resides in Piedmont, Calif...attended Robert L. Stevenson High School in Pebble Beach, Calif...played collegiately at Lehigh University.

YEAR	CLUB	W-L	ERA	G	GS	CG	SHO	SV	IP	H	R	ER	HR	HB	BB	SO	WP	BK
2010	Yakima (A)	2-5	5.60	13	12	0	0	0	54.2	58	35	34	2	9	18	49	8	1
	Reno (AAA)	0-1	15.00	1	1	0	0	0	3.0	5	5	5	0	1	5	1	0	0
Minor League Totals		2-6	6.09	14	13	0	0	0	57.2	63	40	39	2	10	23	50	8	1

## BOLSINGER, MICHAEL • Right-handed Pitcher

Ht: 6-2 Wt: 209 B/T: R/R Born: Jan. 29, 1988 in McKinney, Texas

**Obtained:** Signed as Arizona's 15th-round selection in 2010 First-Year Player Draft on June 26, 2010. **Signed by:** Theodore Lewis

**Career Notes:** **2010**—Made his professional debut on July 3 vs. Boise, tossing a scoreless inning with a strikeout...struck out a career-high 2 batters on July 21 vs. Spokane. **Personal**—Michael P. Bolsinger...resides in McKinney, Texas...attended Chaparral High School in Scottsdale, AZ...played collegiately at University of Arkansas.

YEAR	CLUB	W-L	ERA	G	GS	CG	SHO	SV	IP	H	R	ER	HR	HB	BB	SO	WP	BK
2010	Yakima (A)	1-0	1.69	6	0	0	0	0	10.2	6	2	2	0	1	3	6	1	0
Minor League Totals		1-0	1.69	6	0	0	0	0	10.2	6	2	2	0	1	3	6	1	0

## BORCHERING, BOBBY • Infielder

Ht: 6-2 Wt: 195 B/T: S/R Born: Oct. 25, 1990 in Fort Meyers, Fla.

**Obtained:** Signed as Arizona's first-round selection (16th overall) in 2009 First-Year Player Draft on Aug. 14, 2009.

**Signed by:** Ray Blanco

**Career Notes:** **2010**—Led the Silver Hawks with 141 hits...named the Midwest League Player of the Week for April 26-May 2...had a season-high 14-game hitting streak from July 5-July 19, over which he hit .357 (20-for-56)...posted a .360 average (9-for-25) during September. **2009**—Rated by *Baseball America* as the best high school power hitter in the 2009 Pre-Draft Best Tools Rankings...made his professional debut on Aug. 19 @ Orem, going 1-for-4 with a run scored...plated a season-high 3 runs on two occasions: Aug. 29 @ Billings and Sept. 3 @ Helena...connected for his first career homer on Aug. 23...hit .288 (15-for-52) with 6 doubles, a triple, 2 homers and 11 RBI in 13 road games. **Personal**—Robert A. Borchering...resides in Alva, FL...attended Bishop Verot High School in Fort Meyers, FL.

YEAR	CLUB	AVG.	G	AB	R	H	2B	3B	HR	RBI	SH	SF	HP	BB	SO	SB-CS	E
2009	Missoula (R)	.241	22	87	10	21	8	1	2	11	0	0	1	5	27	0-0	5
2010	South Bend (A)	.270	135	523	74	141	3	2	15	74	1	5	5	54	128	1-1	20
Minor League Totals		.266	157	610	84	162	39	3	17	85	1	5	6	59	155	1-1	25

## BRADLEY, JAMES • Right-handed Pitcher

Ht: 6-4 Wt: 180 B/T: R/R Born: June 9, 1992 in South Charleston, W. Va.

**Obtained:** Signed as Arizona's second-round selection in the 2010 First-Year Player Draft on June 17, 2010. **Signed by:** Shawn Barton

**Career Notes:** **2010**—Made his professional debut on June 29 vs. Great Falls...struck out a season-high 6 batters on July 25 @ Ogden...picked up the win on Aug. 18 vs. Idaho Falls. **Personal**—James (J.R.) Bradley...resides in South Charleston, W. Va...attended Nitro High School in Nitro, W. Va.

YEAR	CLUB	W-L	ERA	G	GS	CG	SHO	SV	IP	H	R	ER	HR	HB	BB	SO	WP	BK
2010	Missoula (R)	1-7	5.93	14	14	0	0	0	54.2	66	48	36	7	4	24	40	7	2
Minor League Totals		1-7	5.93	14	14	0	0	0	54.2	66	48	36	7	4	24	40	7	2

## BRANYAN, RUSSELL • Infielder See non-roster invitees

### BREWER, CHARLES • Right-handed Pitcher

Ht: 6-2 Wt: 201 B/T: R/R Born: April 7, 1988 in Scottsdale, Ariz

**Obtained:** Signed as Arizona's 12th-round selection in the 2009 First-Year Player Draft on June 19, 2009. **Signed by:** Hal Kurtzman  
**Career Notes:** **2010**—Led the organization's short season clubs with 153 strikeouts and a 2.45 ERA and was third with 11 wins...opened the season with South Bend...tallied a 0.73 ERA (2 ER in 24.2 IP) over 5 games in May...transferred to Visalia on June 24...posted a 1.64 ERA (12 ER in 65.2 IP) in 4 home games. **2009**—Led the organization's short season clubs and the Pioneer League with 7 victories...tied for the team-lead with 61 strikeouts...made his professional debut on June 27 vs. Helena...earned his first victory on July 4 @ Billings...made his first professional start on Aug. 8 @ Great Falls...tossed a season-high 7.0 innings on Aug. 30 @ Billings...struck out a season-high 6 batters in 3 consecutive games from Aug. 19-30...righties hit just .205 (24-for-117) with 43 strikeouts. **Personal**—Charles Robert Brewer...resides in Paradise Valley, AZ...attended Chapparral High School in Scottsdale, AZ...played collegiately at UCLA.

YEAR	CLUB	W-L	ERA	G	GS	CG	SHO	SV	IP	H	R	ER	HR	HB	BB	SO	WP	BK
2009	Missoula (R)	7-2	2.47	17	7	0	0	0	54.2	43	24	15	4	4	15	61	2	0
2010	South Bend (A)	4-5	1.83	13	13	0	0	0	69.0	55	20	14	3	2	20	78	2	1
	Visalia (A)	7-3	2.98	14	14	0	0	0	81.2	74	29	27	5	6	15	75	5	0
Minor League Totals		18-10	2.45	44	34	0	0	0	205.1	172	73	56	12	12	50	214	9	1

### BRITO, SOCRATES • Outfielder

Ht: 6-2 Wt: 197 B/T: L/L Born: Sept. 6, 1992 in Azua, DR

**Obtained:** Signed as a non-drafted free agent on April 28, 2010.

**Signed by:** Junior Noboa

**Career Notes:** **2010**—Made his professional debut on July 30 and went 1-for-2 with an RBI @ DSL Cubs...collected a career-high 4 hits on Aug. 16 vs. DSL Cubs...hit .341 (15-for-44) with 2 doubles, a triple and 8 RBI with runners on base. **Personal**—Socrates Cespedes Brito...resides in Azua, DR.

YEAR	CLUB	AVG.	G	AB	R	H	2B	3B	HR	RBI	SH	SF	HP	BB	SO	SB-CS	E
2010	DSL D-backs	.293	22	82	11	24	4	1	0	8	0	0	0	9	15	0-4	4
Minor League Totals		.293	22	82	11	24	4	1	0	8	0	0	0	9	15	0-4	4

### BROXTON, KEON • Outfielder

Ht: 6-3 Wt: 195 B/T: R/R Born: May 7, 1990 in Lakeland, Fla.

**Obtained:** Signed as Arizona's third-round selection in the 2009 First-Year Player Draft on June 19, 2009.

**Signed by:** Luke Wrenn

**Career Notes:** **2010**—Collected a season-high 4 hits on June 19 vs. Fort Wayne...had a season-high 8-game hitting streak from July 30-Aug. 6, over which he hit .378 (14-for-37)...collected 29 multi-hit games, including 3 consecutive multi-hit games from July 11-14. **2009**—Led the organization's short season clubs with 9 triples...made his professional debut on June 23 @ Helena...plated a season-high 4 runs on Aug. 3 after connecting for a grand slam vs. Helena...strung together a season-long 9-game hit streak from July 26-Aug. 3, batting .343 (12-for-35) with a double, 2 triples, a homer and 9 RBI over that stretch. **Personal**—Keon D. Broxton...resides in Lakeland, FL...attended Lakeland High School...played collegiately at Santa Fe CC in Gainesville, FL.

YEAR	CLUB	AVG.	G	AB	R	H	2B	3B	HR	RBI	SH	SF	HP	BB	SO	SB-CS	E
2009	Missoula (R)	.246	72	272	38	67	11	9	11	37	2	1	3	19	93	6-1	4
2010	South Bend (A)	.228	133	531	74	121	17	19	5	32	4	0	3	65	172	21-13	7
Minor League Totals		.234	205	803	112	188	28	28	16	69	6	1	6	84	265	27-14	11

### BUDROW, BRIAN • Right-handed Pitcher

Ht: 6-2 Wt: 225 B/T: R/R Born: Nov. 12, 1986 in Phoenix, Ariz

**Obtained:** Signed as Arizona's 28th-round pick in the 2009 First-Year Player Draft on June 15, 2009.

**Signed by:** Rodney Davis

**Career Notes:** **2010**—Opened the season with South Bend...had a season-high 5 strikeouts on July 14...was 3-0 with 3 saves and a 1.47 ERA (3 ER in 18.1 IP) with 19 strikeouts in 10 games in August...transferred to Visalia on Sept. 1...on Sept. 4, tossed a scoreless inning of relief with 2 strikeouts in his final game of the season. **2009**—Led the team with 22 games and 6 saves...made his professional debut on June 21 @ Spokane, striking out a season-high 5 batters over 2.0 scoreless innings...secured his first save on June 23 vs. Eugene...did not allow a run over 9.0 innings from July 29-Aug. 18...picked up his first win on July 31 vs. Everett after tossing a scoreless inning...won back-to-back games on Aug. 18 @ Eugene and Aug. 21 vs. Boise...over 8 games in August, posted a 1.93 ERA (3 ER in 14.0 IP) with 8 strikeouts and 2 saves...converted 6-of-6 save opportunities. **Personal**—Brian Winston Budrow...resides in Glendale, AZ...attended Mountain Ridge High School...played collegiately at Utah.

YEAR	CLUB	W-L	ERA	G	GS	CG	SHO	SV	IP	H	R	ER	HR	HB	BB	SO	WP	BK
2009	Yakima (A)	3-3	2.38	22	0	0	0	6	34.0	30	9	9	0	1	12	28	3	0
2010	South Bend (A)	6-2	2.60	40	0	0	0	4	65.2	61	19	19	2	3	15	61	4	0
	Visalia (A)	0-0	4.50	2	0	0	0	0	2.0	2	1	1	0	0	0	2	1	0
Minor League Totals		9-5	2.57	64	0	0	0	10	101.2	93	29	29	2	4	27	91	8	0

### BURGOS, ENRIQUE • Right-handed Pitcher

Ht: 6-4 Wt: 229 B/T: R/R Born: Nov. 23, 1990 in Panama City, Panama

**Obtained:** Signed as a non-drafted free agent on July 19, 2007.

**Signed by:** Junior Noboa/Jose Diaz Perez

**Career Notes:** **2010**—Tossed a season-high 6.0 innings on three occasions: July 5 vs. Tri City; July 26 vs. Boise; and Sept. 2 vs. Tri City...had a season high 7 strikeouts in his final start on Sept. 2. **2009**—Led the team with 16 starts and tied for the team-lead with 61 strikeouts...earned his first victory of the season on July 15 @ Casper...tossed a season-high 6.0 innings on two occasions: Aug. 16 vs. Ogden and Sept. 1 @ Helena...struck out a season-high 7 batters on Aug. 21 @ Ogden...won back-to-back games on Sept. 1 and 6, allowing just 1 run over 11.0 innings while fanning 10 in those games...over 3 starts in September, posted a 2.87 ERA (5 ER in 15.2 IP) with 14 strikeouts...held lefties to a .186 (16-for-86) average with 25 strikeouts. **2008**—Earned the win in his debut on June 3 against the DSL White Sox, tossing 5.0 scoreless, hitless innings with 5 strikeouts...won his second straight game on June 9 vs. the DSL Reds, tossing 6.0 shutout innings, allowing 3 hits...had a season-high 7 strikeouts on July 21 against the DSL Cubs. **Personal**—Enrique Arosemena Burgos...resides in Panama City, Panama.



YEAR	CLUB	W-L	ERA	G	GS	CG	SHO	SV	IP	H	R	ER	HR	HB	BB	SO	WP	BK
2008	Boca Chica (DSL)	2-0	3.92	10	10	0	0	0	41.1	35	19	18	2	6	26	41	4	0
2009	Missoula (R)	5-3	6.26	16	16	0	0	0	64.2	77	50	45	10	5	39	61	8	1
2010	Yakima (A)	2-1	4.50	15	15	0	0	0	68.0	64	41	34	1	10	54	54	10	0
Minor League Totals		9-4	5.02	41	41	0	0	0	174.0	176	110	97	13	21	119	156	22	1

## BURROUGHS, SEAN • Infielder

Ht: 6-1 Wt: 195 B/T: L/R Born: Sept. 12, 1980 in Atlanta, Ga.

**Obtained:** Signed a 1-year Minor League Free Agent contract on Nov. 19, 2010.

**Career Notes:** **2007**—Played in just 4 games with Tacoma before being released on June 14. **2006**—Opened the season with the big league club...hit .190 (4-for-21) with a double and RBI in 8 games before being optioned to Durham on May 4...hit .214 (28-for-131) with 2 doubles, a home run and 11 RBI in 31 games with Durham...released on Aug. 14. **2005**—Opened the season with the Padres and hit .250 (71-for-284) with 7 doubles, 2 triples, a home run and 17 RBI in 93 games...optioned to Portland on July 23...in 32 games with the Beavers, hit .290 (36-for-124) with 8 doubles, 3 home runs and 14 RBI. **2004**—Spent the entire season with the Padres...recorded a career-high 76 runs scored...hit .298 (156-for-523) with 23 doubles, 3 triples, 2 home runs and 47 RBI...collected a career-high-tying 4 hits on April 20 @ Giants. **2003**—Spent the season with the Padres...established career-highs with 146 games, 27 doubles, 6 triples, 7 home runs and 58 RBI...collected a career-high-tying 4 hits on Aug. 27 @ D-backs. **2002**—Opened the season with the Padres...connected for his first big league home run on April 19 @ Dodgers...had 2 stints on the disabled list with a sprained right shoulder and left shoulder tendonitis...optioned to Portland on July 15...hit .302 (54-for-179) with 16 doubles, 2 triples, 2 doubles and 23 RBI in 50 games...recalled by the big league club on Sept. 3. **2001**—Spent the entire season with Portland...in 104 games, hit .322 (127-for-394) with 28 doubles, a triple, 9 home runs and 55 RBI...ranked 10th in the Pacific Coast League in average...named to the PCL SportsTicker All-Prospect Team...garnered PCL Rookie of the Year honors. **2000**—Hit .291 (114-for-392) with 29 doubles, 4 triples, 2 home runs and 42 RBI in 108 games with Mobile...his 1 strikeout-per-10.24 at-bats ranked fourth in the Southern League, while his average ranked fifth...named to the SL Howe Sportsdata All-Prospect and All-Teen Teams. **1999**—Opened the season with Fort Wayne...led the Midwest League with a .464 on-base percentage, while his .359 average ranked second...hit .359 (153-for-426) with 30 doubles, 3 triples, 5 home runs and 80 RBI in 122 games...named to the ML Baseball America Class A All-Star Team and ML Howe Sportsdata All-Prospect Team...also named a ML All-Star at third base...promoted to Rancho Cucamonga on Aug. 31...in 6 games with Rancho Cucamonga, hit .435 (10-for-23) with 3 doubles, a home run and 5 RBI. **Personal**—Sean Patrick Burroughs...resides in Long Beach, Calif...attended Woodrow Wilson High School in Long Beach, Calif.

YEAR	CLUB	AVG.	G	AB	R	H	2B	3B	HR	RBI	SH	SF	HP	BB	SO	SB-CS	E
1999	Fort Wayne (A)	.359	122	426	65	153	30	3	5	80	2	5	14	74	59	17-15	37
	Rancho Cucamonga (A)	.435	6	23	3	10	3	0	1	5	0	0	1	3	3	0-1	0
2000	Mobile (AA)	.291	108	392	46	114	29	4	2	42	4	4	3	58	45	6-8	16
2001	Portland (AAA)	.322	104	394	60	127	28	1	9	55	4	0	4	37	54	9-2	10
2002	SAN DIEGO	.271	63	192	18	52	5	1	1	11	1	0	1	12	30	2-0	8
	Portland (AAA)	.302	50	179	29	54	16	2	2	23	0	2	3	21	16	1-0	6
2003	SAN DIEGO	.286	146	517	62	148	27	6	7	58	2	4	11	44	75	7-2	12
2004	SAN DIEGO	.298	130	523	76	156	23	3	2	47	1	0	9	31	52	5-4	14
2005	SAN DIEGO	.250	93	284	20	71	7	2	1	17	3	1	5	24	41	4-0	8
	Portland (AAA)	.290	32	124	21	36	8	0	3	14	0	0	5	9	15	0-0	4
2006	TAMPA BAY	.190	8	21	3	4	1	0	0	1	0	0	0	4	7	1-0	1
	Durham (AAA)	.214	37	131	8	28	2	0	1	11	1	1	1	9	29	1-3	8
Minor League Totals		.312	463	1681	234	524	117	10	23	230	11	12	32	214	224	34-29	82
American League Totals		.190	8	21	3	4	1	0	0	1	0	0	0	4	7	1-0	1
National League Totals		.282	432	1516	176	427	62	12	11	133	7	5	26	111	198	18-6	42
Major League Totals		.280	440	1537	179	431	63	12	11	134	7	5	26	115	205	19-6	43

## BYRNE, BRYAN • Infielder

Ht: 6-2 Wt: 209 B/T: L/R Born: April 30, 1984 in Phoenix, Ariz.

**Obtained:** Signed as Arizona's 12th-round selection in the 2005 First-Year Player Draft on June 14, 2005. **Signed by:** Fred Costello

**Career Notes:** **2010**—Posted his best numbers in May, hitting .304 (24-for-79) with 11 runs, 4 doubles and 13 RBI in 26 games...had a 10-game hitting-streak from Aug. 5-14...hit .333 (4-for-12) with 9 runs and 16 RBI with the bases loaded. **2009**—Hit safely in a season-high-tying 6 straight games from Aug. 8-14, batting .500 (10-for-20) with a double and 4 RBI...posted his best numbers in August, hitting .304 (28-for-92) with 4 doubles and 13 RBI in 27 games...collected a season-high 4 hits on April 16 vs. Carolina and July 6 vs. Chattanooga...hit .295 (13-for-44) with a double and 5 RBI against left-handed pitchers...committed just 4 errors in 626 total chances for a .994 fielding percentage. **2008**—Led Mobile in average, doubles, walks and OBP (.405) while his average also ranked eighth in the organization...reached base safely in 36 consecutive games from June 13-July 30, the third longest streak in the Southern League...strung together a season-high 10-game hit streak from June 30-July 9...recorded a career-high 3 doubles on April 12, going 3-for-4 with 3 RBI and 3 runs scored. **2007**—Set career-highs in average, games, at-bats, runs, hits, doubles, triples, home runs and RBI...ranked ninth in the California League with his average of .310...strung together a season-high 15-game hit streak from July 12-28, batting .414 (24-for-58) with 5 doubles, 1 home run and 8 RBI...had a pair of 13-game hitting streaks from April 11-24 and June 16-July 3...connected for 2 home runs on Aug. 28 against Lake Elsinore, finishing the day 4-for-4 with 3 RBI. **2006**—Had an 11-game hit streak from July 29-Aug. 8, batting .355 (16-for-45) with 9 RBI...had a 10-game hit streak from May 26-June 6, batting .405 (15-for-37) with 4 doubles and 8 RBI...ranked fourth in the league with 70 walks. **2005**—Led Pioneer League in walks and paced the circuit's first basemen with a .990 fielding percentage. **Personal**—Bryan T. Byrne...resides in Danville, Calif...attended De La Salle High School in Concord, Calif...played collegiately at St. Mary's College.

YEAR	CLUB	AVG.	G	AB	R	H	2B	3B	HR	RBI	SH	SF	HP	BB	SO	SB-CS	E
2005	Missoula (R)	.267	64	221	39	59	15	1	4	36	0	0	3	*42	50	3-4	5
2006	South Bend (A)	.286	120	437	68	125	24	0	10	72	0	7	8	70	88	3-2	9
2007	Visalia (A)	.310	128	478	75	148	25	5	13	74	1	5	7	66	78	4-1	11
2008	Mobile (AA)	.303	121	416	64	126	27	0	9	54	0	2	7	66	70	1-3	10
2009	Mobile (AA)	.272	84	276	43	75	17	1	2	40	0	5	9	51	53	1-2	4
2010	Mobile (AA)	.279	118	387	55	108	23	0	5	47	0	5	7	81	94	8-6	7
Minor League Totals		.283	670	2313	353	654	136	7	43	335	1	25	46	392	453	20-18	46

### CANTWELL, KEITH • Right-handed Pitcher

Ht: 6-4 Wt: 207 B/T: R/R Born: Sept. 9, 1987 in Staten Island, N.Y.

**Obtained:** Signed as Arizona's 31st-round pick in the 2009 First-Year Player Draft on June 15, 2009.

**Signed by:** Matt Merullo

**Career Notes:** **2010**—Finished second on the team with 5 wins...had a season-high 4 strikeouts on July 14 vs. Everett. **2009**—Made his professional debut on June 24 @ Helena, earning the first of back-to-back wins to open the season...did not allow a run over 6.0 innings from July 1-12...over 7 games in July, posted a 1.17 ERA (2 ER in 15.1 IP) with 15 strikeouts...tossed a season-high 4.1 innings on July 24 vs. Billings...struck out a season-high 7 batters on Aug. 27 vs. Great Falls. **Personal**—Keith Cantwell...resides in Tinton Falls, NJ...attended Monmouth Regional High School in Tinton Falls, NJ...played collegiately at Seton Hall.

YEAR	CLUB	W-L	ERA	G	GS	CG	SHO	SV	IP	H	R	ER	HR	HB	BB	SO	WP	BK
2009	Missoula (R)	4-0	4.11	18	0	0	0	0	35.0	36	19	16	1	3	5	44	3	0
2010	Yakima (A)	5-3	2.96	30	0	0	0	0	45.2	37	17	15	2	0	13	48	6	0
Minor League Totals		9-3	3.46	48	0	0	0	0	80.2	73	36	31	3	3	18	92	9	0

### CAPELLAN, VICTOR • Right-handed Pitcher

Ht: 5-11 Wt: 192 B/T: R/R Born: July 24, 1989 in Monte Cristi, DR

**Obtained:** Signed as a non-drafted free agent on Jan. 18, 2008

**Signed by:** Junior Noboa

**Career Notes:** **2010**—Had a season high 6 strikeouts on Aug. 14 @ Bakersfield...strung together 9.0 scoreless innings from July 10-25...posted a 2.12 ERA (4 ER in 17.0 IP) over 9 games in July...limited left-handed hitters to a .171 average (14-for-82) with 13 walks and 23 strikeouts. **2009**—Secured his first career save on July 28 vs. Quad Cities after tossing 2.0 scoreless innings...strung together 9.0 scoreless innings from July 26-Aug. 8, his longest such streak of the season...over 8 games in July, posted a 0.57 ERA (1 ER in 15.2 IP) with 15 strikeouts and a save...held opposing hitters to a .118 (4-for-34) average with 14 strikeouts with runners in scoring position...lefties hit just .114 (5-for-44) with 11 strikeouts, while right-handed hitters were held to a .152 (12-for-79) clip with 26 strikeouts. **2008**—Had a season-high 3 strikeouts twice - July 5 @ Great Falls and July 26 vs. Helena...had 3 straight scoreless appearances from Aug. 5-12, allowing 1 hit and 1 walk with 3 strikeouts over 4.1 innings. **Personal**—Victor Capellan...resides in Monte Cristi, DR.

YEAR	CLUB	W-L	ERA	G	GS	CG	SHO	SV	IP	H	R	ER	HR	HB	BB	SO	WP	BK
2008	Missoula (R)	0-1	6.18	15	0	0	0	0	27.2	36	22	19	5	5	13	22	3	0
2009	South Bend (A)	0-2	1.01	21	0	0	0	2	35.2	17	7	4	1	3	10	37	1	0
	Visalia (A)	0-0	9.53	5	0	0	0	0	5.2	12	6	6	1	0	3	6	1	0
2010	Visalia (A)	3-5	3.99	36	0	0	0	2	58.2	61	33	26	4	10	30	60	6	0
Minor League Totals		3-8	3.88	77	0	0	0	4	127.2	126	68	55	11	18	56	125	11	0

### CARDULLO, STEPHEN • Infielder

Ht: 6-0 Wt: 202 B/T: R/R Born: Aug. 31, 1987 in Coral Springs, Fla.

**Obtained:** Signed as Arizona's 24th-round selection in the 2010 First-Year Player Draft on July 6, 2010.

**Signed by:** Luke Wrenn

**Career Notes:** **2010**—Made his professional debut on July 9 @ Billings...recorded multi-hit games in back-to-back contests on July 24-25...plated a season-high 2 RBI on Aug. 19 vs. Idaho Falls. **Personal**—Stephen Cardullo...resides in Coral Springs, FL...attended St. Thomas Aquinas HS, Fort Lauderdale, Fla...played collegiately at Florida State.

YEAR	CLUB	AVG.	G	AB	R	H	2B	3B	HR	RBI	SH	SF	HP	BB	SO	SB-CS	E
2010	Missoula (R)	.172	20	58	4	10	0	0	0	5	0	1	1	6	19	0-1	6
Minor League Totals		.172	20	58	4	10	0	0	0	5	0	1	1	6	19	0-1	6

### CASTILLO, RAMON • Infielder

Ht: 5-9 Wt: 213 B/T: R/R Born: Sept. 6, 1988 in Aguadulce, Panama

**Obtained:** Signed as a non-drafted free agent on April 25, 2007.

**Signed by:** Junior Noboa

**Career Notes:** **2010**—Led South Bend with a .311 average (75-for-241)...hit .352 (37-for-105) with 12 doubles, 2 home runs and 20 RBI over 28 games in August...opened the season with a 16-game hitting streak over which he hit .323 (20-for-62) with 7 doubles, 2 home runs and 14 RBI...plated a season-high 5 RBI on July 2 vs. Lancaster. **2009**—Strung together a 10-game hit streak from June 29-July 10, batting .459 (17-for-37) with 5 doubles, 2 homers and 6 RBI...plated a season-high 4 runs on Aug. 26 vs. Great Falls after going 2-for-4 with 2 homers...over 27 games in July, hit .337 (33-for-98) with 8 doubles, 3 homers, 16 RBI and 19 runs scored...hit .282 (20-for-71) with 3 doubles, a homer and 27 RBI with runners in scoring position...plunked by a team-high 13 pitches. **2008**—Hit safely in 7 of 8 games from July 26-Aug. 11, batting .343 (12-for-35) with 7 RBI...connected for a career-high 3 doubles on Aug. 4, going 3-for-5 with 4 RBI. **2007**—Strung together a season-high 8-game hit streak from July 26-Aug. 3, batting .333 (11-for-33) with 3 doubles, a home run and 4 RBI...collected a season-high 3 RBI on Aug. 6. **Personal**—Ramon Enrique Castillo...resides in Aguadulce, Panama.

YEAR	CLUB	AVG.	G	AB	R	H	2B	3B	HR	RBI	SH	SF	HP	BB	SO	SB-CS	E
2007	Boca Chica (DSL)	.253	52	166	23	42	12	0	3	19	0	2	11	20	21	0-0	3
2008	Yakima (A)	.222	42	153	13	34	7	1	2	22	0	2	6	4	24	1-2	3
2009	Missoula (R)	.278	63	241	35	67	13	0	9	39	9	4	13	18	41	0-1	2
2010	South Bend (A)	.311	65	241	30	75	24	0	7	44	0	4	11	17	35	2-1	7
Minor League Totals		.272	222	801	101	218	56	1	21	124	0	12	41	59	121	3-4	15

## COMEROTA, JIMMY • Infielder

Ht: 6-0 Wt: 190 B/T: R/R Born: Dec. 1, 1986 in San Antonio, Tex.

**Obtained:** Signed as Arizona's 18th-round selection in the 2010 First-Year Player Draft on June 11, 2010.

**Signed by:** Trip Couch

**Career Notes:** 2010—Made his professional debut on June 18 vs. Boise...played a season-high 2 RBI on June 20 vs. Boise. **Personal—** James (Jimmy) Anthony Comerota...resides in Missouri City, Texas...attended Hightower High School in Missouri City, Texas...played collegiately at Rice University.

YEAR	CLUB	AVG.	G	AB	R	H	2B	3B	HR	RBI	SH	SF	HP	BB	SO	SB-CS	E
2010	Yakima (A)	.202	53	94	13	19	3	0	0	5	2	0	0	14	21	9-1	3
Minor League Totals		.202	53	94	13	19	3	0	0	5	2	0	0	14	21	9-1	3

## COOK, RYAN • Right-handed Pitcher

Ht: 6-2 Wt: 217 B/T: R/R Born: June 30, 1987 in Clovis, Calif.

**Obtained:** Signed as Arizona's 27th-round pick in the 2008 First-Year Player Draft on July 29, 2008.

**Signed by:** Hal Kurtzman

**Career Notes:** 2010—Split time between three teams this year...finished second amongst Visalia pitchers with 100 strikeouts...went 1-0 with a 1.84 ERA (3 ER in 14.2 IP) in his first 3 starts with the Rawhide...transferred to Reno on May 4...made 1 appearance with the Aces before being transferred back to Visalia on May 15...struck out a season-high 9 batters on two occasions: Aug. 3 vs. Bakersfield and Aug. 8 @ Modesto...transferred to Mobile on Aug. 17 and went 1-1 with a 2.89 ERA (6 ER in 18.2 IP) over 3 starts with the BayBears. 2009—Led the organization with a 3.66 ERA (10th in the Midwest League), while finishing tops among his teammates with 11 wins (tied for fourth in the league), 142.2 innings of work and 103 strikeouts...won his first 5 decisions (6 games) of the season, including a 4-game win streak from April 25-May 12...named to the Midwest League regular season All-Star team...strung together another 4-game win streak from Aug. 4-21...tossed a season-high 8.0 innings on Aug. 21 vs. Great Lakes, earning the win after allowing just 1 run while fanning 6...struck out a career-high 9 batters on Aug. 26 vs. Dayton...over 6 starts in August, posted a 1.96 ERA (8 ER in 36.2 IP) with 36 strikeouts...held right-handed hitters to a .234 (67-for-286) clip with 64 strikeouts. 2008—Made his professional debut on Aug. 3 vs. Boise, suffering the loss in the start, tossing 3.0 innings, allowing 7 unearned runs off 6 hits...earned his first professional win on Aug. 13 vs. Everett, allowing 2 runs off 4 hits with a season-high 6 strikeouts in 6.0 innings...won his final start of the season on Sept. 3 @ Tri-Cities, allowing 1 run off 2 hits in 6.0 innings. 2010—Ryan William Cook...resides in Clovis, Calif...attended Clovis High School...played collegiately at USC.

YEAR	CLUB	W-L	ERA	G	GS	CG	SHO	SV	IP	H	R	ER	HR	HB	BB	SO	WP	BK
2008	Yakima (A)	2-2	4.64	7	7	0	0	0	33.0	37	25	17	4	5	11	23	1	0
2009	South Bend (A)	11-11	3.66	25	25	0	0	0	142.2	140	71	58	5	10	44	103	7	1
2010	Visalia (A)	4-7	4.24	20	20	0	0	0	108.1	110	62	51	3	13	36	100	8	1
	Mobile (AA)	1-1	2.89	3	3	0	0	0	18.2	13	7	6	1	1	10	12	1	0
	Reno (AAA)	0-0	10.80	1	1	0	0	0	5.0	7	6	6	1	2	2	5	0	1
Minor League Totals		18-21	4.04	56	56	0	0	0	307.2	307	171	138	14	31	103	243	17	3

## COOPER, BLAKE • Right-handed Pitcher

Ht: 5-11 Wt: 195 B/T: R/R Born: March 30, 1988 in Cayce, S.C.

**Obtained:** Signed as Arizona's 12th-round selection in the 2010 First-Year Player Draft on July 14, 2010.

**Signed by:** George Swain

**Career Notes:** 2010—Made his professional debut on Aug. 3 @ Great Falls, tossing a scoreless inning of relief...earned his first win on Sept. 8 vs. Billings after tossing a perfect inning of relief with 2 strikeouts...did not allow a run over his final 2 games in September.

**Personal—**Matthew Blake Cooper...resides in Columbia, S.C...attended Edisto High School in Cordova, S.C...played collegiately at University of South Carolina-Columbia.

YEAR	CLUB	W-L	ERA	G	GS	CG	SHO	SV	IP	H	R	ER	HR	HB	BB	SO	WP	BK
2010	Missoula (R)	1-0	3.38	8	0	0	0	1	8.0	8	3	3	1	0	3	8	0	0
Minor League Totals		1-0	3.38	8	0	0	0	1	8.0	8	3	3	1	0	3	8	0	0

## CORBIN, PATRICK • Left-handed Pitcher

Ht: 6-3 Wt: 175 B/T: L/L Born: July 19, 1989 in Syracuse, N.Y.

**Obtained:** Acquired from the Los Angeles Angels on July 25 for RHP Dan Haren.

**Career Notes:** 2010—Opened the season with Cedar Rapids...in 5 home games, went 5-0 with a 3.00 ERA (11 ER in 33.0 IP) and .189 opponents average (21-for-111) with 6 walks and 22 strikeouts...transferred to Rancho Cucamonga on May 26...compiled a 13-3 record and 3.87 ERA (51 ER in 118.2 IP) with 28 walks and 106 strikeouts over 20 starts between the two clubs...also held opponents to 2 runs or fewer in 11 of his 20 games and pitched at least 6.0 innings in 14 of those contests...traded to the D-backs on July 25 and assigned to Visalia...did not allow a run over his first 4 starts with the Rawhide, a span of 14.0 innings...did not allow a run in 6 home starts, fanning 25 in those games. 2009—Made his professional debut on June 27 vs. Idaho Falls...struck out a season-high 6 batters on Aug. 8 vs. Casper...won 3 straight decisions from July 28-Aug. 19...held left-handed hitters to a .205 average (8-for-39) with 2 RBI and 14 strikeouts. **Personal—**Patrick A. Corbin...resides in Clay, N.Y...attended Cicero North Syracuse HS, Syracuse, N.Y...played collegiately at Chipola Junior College in Marianna, Fla.

YEAR	CLUB	W-L	ERA	G	GS	CG	SHO	SV	IP	H	R	ER	HR	HB	BB	SO	WP	BK
2009	Orem (A)	4-2	5.05	13	12	0	0	0	46.1	59	34	26	6	0	11	46	6	1
2010	Cedar Rapids (A)	8-0	3.86	9	9	0	0	0	58.1	52	28	25	2	3	10	42	4	1
	Rancho Cucamonga (A)	5-3	3.88	11	11	0	0	0	60.1	57	29	26	7	1	18	64	6	0
	Visalia (A)	0-1	1.38	8	8	0	0	0	26.0	17	4	4	1	2	9	30	0	0
Minor League Totals		17-6	3.82	41	40	0	0	0	191.0	185	95	81	16	4	48	182	16	2

## COUGHLIN, SEAN • Catcher

Ht: 5-11 Wt: 216 B/T: L/R Born: May 14, 1985 in Houston, Texas

**Obtained:** Signed as Arizona's 13th-round selection in the 2007 First-Year Player Draft on June 12, 2007.

**Signed by:** Matthew Haas

**Career Notes:** 2010—Split time between Double-A Mobile and Triple-A Reno, batting a combined .220 (54-for-245) with 10 doubles, a triple, 6 home runs and 20 RBI...in 53 games with Mobile, hit .364 (12-for-33) when leading off an inning...opened the season with Mobile, playing in 3 games before being transferred to Reno on April 11...hit safely in his first 3 games with the Aces, batting .500 (6-for-12) with 2 doubles, a home run and 4 RBI...placed on the disabled list on June 4 with a left groin strain...was reinstated on June 24 and transferred

back to Mobile...placed on the disabled list for the second time on July 5 with a right elbow strain...reinstated on July 16...plated a season-high 5 RBI on Aug. 8 vs. Jacksonville after going 3-for-3 with a home run. **2009**—Named to the regular season Southern League All-Star team with Double-A Mobile despite a right hand fracture that sidelined him from July 15 for the rest of the season...started the season with Single-A Advanced Visalia...plated a season-high 4 RBI on April 13 and 21...promoted to Double-A Mobile on May 13...named the organizational Player of the Month for June after hitting .384 (33-for-86) with 18 runs scored, 5 doubles, 6 homers and 12 RBI...hit safely in a season-high 8 straight games (.344, 11-for-32) from June 16-July 5...on July 16, had season-ending surgery performed by Dr. Donald Sheridan in Phoenix to repair a fractured right hand. **2008**—Led Single-A South Bend with 15 home runs and a .430 slugging percentage...tied for fifth in the Midwest League with 81 RBI...Named to the regular season and end of season Midwest League All-Star teams...earned the organization's Player of the Week award for May 5-11...recorded a trio of multi-home run games on May 18, July 10 and Aug. 22...had a career-high 7 RBI on July 10 off 2 home runs, including his first of two grand slams on the season (also: Aug. 7)...homered in 3 consecutive games (4 home runs) from May 17-19...had a 9-game hit streak (.364, 12-for-33) from Aug. 5-13. **2007**—Collected a season-high 4 RBI on Aug. 31 against Great Falls...batted .476 (10-for-21) during a 6-game hit streak from July 1-7. **Personal**—Sean Patrick Coughlin...played collegiately at Central Arizona College in 2004-05 and the University of Kentucky from 2006-07...as a senior in 2007, was a NCBA First-Team All-America and Second-Team ABCA All-South Region Team...graduated from Golden (Colo.) High School, where he led his team to the state championship as a senior...named First-Team All-State as a junior and senior and All-Conference as a sophomore, junior and senior...drafted by the Pittsburgh Pirates in the 32nd round of the 2004 First-Year Player Draft but chose not to sign...also selected by the D-backs in the 42nd round of the 2006 First-Year Player Draft but elected to return to Kentucky.

YEAR	CLUB	AVG.	G	AB	R	H	2B	3B	HR	RBI	SH	SF	HP	BB	SO	SB-CS	E
2007	Missoula (R)	.245	54	184	23	45	13	0	5	32	1	3	5	26	52	0-1	5
2008	South Bend (A)	.240	103	363	50	87	24	0	15	81	0	12	6	56	73	0-0	6
2009	Visalia (A)	.260	27	104	18	27	7	0	4	20	0	1	0	12	20	0-0	0
	Mobile (AA)	.304	50	161	24	49	8	0	7	20	0	1	2	35	19	0-0	5
2010	Reno (AAA)	.191	29	89	12	17	4	1	3	9	0	1	0	11	23	1-1	2
	Mobile (AA)	.237	53	156	18	37	6	0	3	20	0	2	3	16	32	0-2	8
Minor League Totals		.248	316	1057	145	262	62	1	37	182	1	20	16	156	219	1-4	25

## COWGILL, COLLIN • Outfielder

### See non-roster invitees

## DAVIDSON, MATT • Infielder

Ht: 6-2 Wt: 228 B/T: R/R Born: March 26, 1991 in Redlands, Calif.

**Obtained:** Signed as Arizona's sandwich pick in the 2009 First-Year Player Draft on June 15, 2009.

**Signed by:** Jeff Mouser

**Career Notes:** **2010**—Split time between two teams...led South Bend with 79 RBI...strung together a 12-game hitting streak from July 2-15...had a season-high 5 RBI on Aug. 3 @ Bowling Green...named to the Midwest League Postseason All-Star Team...transferred to Visalia on Aug. 17. **2009**—Rated by *Baseball America* as the third best high school power hitter in the 2009 Pre-Draft Best Tools Rankings...led the team with 72 games played...made his professional debut on June 20 @ Spokane...connected for his first career homer on June 23 vs. Eugene...strung together two season-long 7-game hit streaks: July 1-7 and July 9-16...over 29 games in July, hit .275 (28-for-102) with 8 doubles, a homer and 16 RBI...collected a season-high 3 hits on Aug. 7 @ Vancouver. **Personal**—Matthew Glen Davidson...resides in Yucaipa, Calif...attended Yucaipa High School, Yucaipa, Calif.

YEAR	CLUB	AVG.	G	AB	R	H	2B	3B	HR	RBI	SH	SF	HP	BB	SO	SB-CS	E
2009	Yakima (A)	.241	72	270	29	65	15	0	2	28	1	0	7	21	75	0-2	13
2010	South Bend (A)	.289	113	415	58	120	35	3	16	79	0	4	13	43	109	0-2	16
	Visalia (A)	.169	21	71	6	12	1	0	2	11	0	0	1	12	25	0-0	1
Minor League Totals		.261	206	756	93	197	51	3	20	118	1	4	21	76	209	0-4	30

## DAVISSON, COREY • Right-handed Pitcher

Ht: 6-2 Wt: 220 B/T: R/R Born: Nov. 11, 1988 in Bakersfield, Calif.

**Obtained:** Signed a First-Year Minor League Contract on June 21, 2010.

**Signed by:** Mike Daughtry

**Career Notes:** **2010**—Made his professional debut on June 24 @ Everett, tossing 2.0 scoreless innings while fanning 2...held right-handed hitters to a .217 average (18-for-83) with 5 walks and 33 strikeouts...picked up his first win on Aug. 1 @ Salem-Keizer after tossing 2.0 perfect innings and striking out 3...struck out a career-high 4 batters on Aug. 3 vs. Eugene...over 11 games in August, went 3-1 with a 1.76 ERA (3 ER in 15.1 IP) and .102 opponents average with 3 walks and 22 strikeouts. **Personal**—Corey Scott Davison...resides in Bakersfield, Calif...graduated from Bakersfield West HS, Bakersfield, Calif...played collegiately at the University of Evansville.

YEAR	CLUB	W-L	ERA	G	GS	CG	SHO	SV	IP	H	R	ER	HR	HB	BB	SO	WP	BK
2010	Yakima (A)	3-1	3.06	25	0	0	0	0	35.1	31	13	12	2	0	10	41	5	0
Minor League Totals		3-1	3.06	25	0	0	0	0	35.1	31	13	12	2	0	10	41	5	0

## DE LA ROSA, EURY • Left-handed Pitcher

Ht: 5-8 Wt: 154 B/T: L/L Born: Feb. 24, 1990 in Santiago, DR

**Obtained:** Signed as a non-drafted free agent on June 27, 2008.

**Career Notes:** **2010**—Ranked second in the Northwest League and among Yakima pitchers with 9 saves and second in the league with an 11.20 strikeouts per 9 innings ratio...his .148 opponents average ranked third in the league...held lefties to a .080 average (4-for-50) with 4 walks and 20 strikeouts, while right-handed hitters batted just .181 (19-for-105) with 10 walks and 36 strikeouts. **2009**—Had a season-high 6 strikeouts on July 8 vs. Casper, while also tossing a season-high 5.0 innings...made his first relief appearance of the season on July 19 @ Idaho Falls, tossing 3.1 scoreless innings...over 5 games (3 starts) in July, posted a 3.50 ERA (7 ER in 18.0 IP) with 17 strikeouts...held opponents to a .207 (12-for-58) average with runners in scoring position. **2008**—Led the team in strikeouts and was second in ERA...earned the save on July 11 @ the DSL Reds, tossing 3.0 scoreless innings, allowing 2 hits with 5 strikeouts...had 3 straight outings without allowing an earned run from July 31-Aug. 8, tossing 9.1 innings, allowing 8 hits...earned his first win on Aug. 23 @ the DSL Reds, starting the game and going 6.0 scoreless innings with a career-high 14 strikeouts. **Personal**—Eury De La Rosa...resides in Santiago, DR.

YEAR	CLUB	W-L	ERA	G	GS	CG	SHO	SV	IP	H	R	ER	HR	HB	BB	SO	WP	BK
2008	Boca Chica (DSL)	1-2	2.11	13	2	0	0	2	42.2	38	18	10	2	3	7	56	5	0
2009	Missoula (R)	0-2	5.35	14	4	0	0	0	37.0	47	28	22	5	3	16	32	3	1
2010	Yakima (A)	1-1	1.00	27	0	0	0	9	45.0	23	10	5	0	8	14	56	1	0
Minor League Totals		2-5	2.67	54	6	0	0	11	124.2	108	56	37	7	14	37	144	9	1

## DE LOS SANTOS, SAMMY • Right-handed Pitcher

Ht: 5-11 Wt: 195 B/T: R/R Born: Dec. 9, 1989 in La Victoria, DR

**Obtained:** Signed as a non-drafted free agent on Jan. 18, 2008.

**Signed by:** Junior Noboa

**Career Notes:** **2010**—Converted the save on July 19 vs. Ogden...strung together an 8.1 scoreless inning streak from July 19-Aug. 20...picked up his lone win of the season on Aug. 16 vs. Idaho Falls after tossing 2.0 perfect innings...went 1-1 with a 2.19 ERA (3 ER in 12.1 IP) with 14 strikeouts over 6 games in August. **2009**—Picked up the win on July 2 vs. Great Falls...secured his lone save of the season on July 30 @ Billings, tossing 2.0 scoreless innings...did not allow a run in his final 3 appearances, a span of 6.0 innings...struck out a season-high 5 batters on Sept. 9 vs. Billings. **2008**—Led the team in ERA and innings pitched and was third in strikeouts...finished third in the Dominican Summer League in ERA...had a season-high 6 strikeouts on May 31 vs. DSL Yankees, June 12 @ DSL Orioles and June 24 @ DSL White Sox...went 3 straight starts without allowing an earned run from July 29-Aug. 14, tossing 18.0 innings, allowing 7 hits with 11 strikeouts. **Personal**—Sammy De Los Santos...resides in Santo Domingo Norte, DR.

YEAR	CLUB	W-L	ERA	G	GS	CG	SHO	SV	IP	H	R	ER	HR	HB	BB	SO	WP	BK
2008	Boca Chica (DSL)	2-4	1.12	11	11	0	0	0	64.1	41	17	8	1	4	9	49	1	2
2009	Missoula (R)	1-1	4.40	13	0	0	0	1	28.2	37	15	14	5	1	6	27	1	0
2010	Missoula (R)	1-2	5.02	15	0	0	0	1	37.2	46	26	21	5	1	11	37	6	1
Minor League Totals		4-7	2.96	39	11	0	0	2	130.2	124	58	43	11	6	26	113	8	3

## DIETZ, JEFFREY • Right-handed Pitcher

Ht: 6-2 Wt: 224 B/T: R/R Born: Jan. 28, 1986 in Winter Park, Fla.

**Obtained:** Signed as a non-drafted free agent on Aug. 31, 2007.

**Signed by:** Matt Merullo

**Career Notes:** **2010**—Made the second most appearances for the Mobile pitching staff...following the All-Star break, went 2-1 with a 2.84 ERA (6 ER in 19.0 IP) with 9 strikeouts. **2009**—Held opponents scoreless in a season-long 10 straight games from May 19-June 29, a span of 20.0 innings, while collecting 29 strikeouts over that time...opened the season with a 9.1 scoreless inning streak including 3 straight successful saves from April 10-14...struck out a season-high 6 batters on June 29 @ Bakersfield after tossing 3.1 scoreless innings...tossed a season-high 4.0 innings of relief on May 19 @ Modesto...did not allow a run over 6 games in June, picking up 2 wins while fanning 23...owned a 1.64 ERA (6 ER in 33.0 IP) with 6 saves and 36 strikeouts prior to the All-Star break...held lefties to a .200 (20-for-100) average while opponents hit just .202 (24-for-119) with runners on base. **2008**—Tossed a season-high 2.2 innings of relief to earn his first professional win on May 2...struck out a season-high 5 over 2.1 innings of relief on July 11...recorded saves in back-to-back appearances on May 10 and 16...from June through the rest of the season, posted a 1.38 ERA (6 ER in 39.0 IP) with 2 saves and 33 strikeouts over 25 games...held right-handers to a .141 average (14-for-99) while overall opponents hit .212 (41-for-193). **Personal**—Jeffrey James Dietz...resides in Altamonte Springs, Fla...attended Lake Brantley High School in Altamonte Springs, Fla...played collegiately at Brown.

YEAR	CLUB	W-L	ERA	G	GS	CG	SHO	SV	IP	H	R	ER	HR	HB	BB	SO	WP	BK
2008	South Bend (A)	1-2	2.18	33	0	0	0	4	53.2	41	17	13	2	10	13	49	4	0
2009	Visalia (A)	4-7	3.14	40	0	0	0	6	66.0	57	32	23	5	7	17	71	6	0
2010	Mobile (AA)	3-3	4.03	35	0	0	0	2	51.1	55	28	23	6	5	24	48	1	0
Minor League Totals		8-12	3.34	112	0	0	0	12	177.2	162	86	66	14	23	59	175	11	0

## EASLEY, ED • Catcher

Ht: 6-0 Wt: 208 B/T: R/R Born: Dec. 21, 1985 in Memphis, Tenn.

**Obtained:** Signed as Arizona's sandwich selection between the first and second rounds in 2007 First-Year Player Draft.

**Signed by:** Mike Valerezo

**Career Notes:** **2010**—Split time with two teams this season...opened the season with Mobile...hit .296 (21-for-71) with 4 doubles, a home run and 9 RBI in 26 home games...put together an 8-game hitting streak from May 7-19, collecting 2 doubles and 5 RBI while raising his batting average from .175 to .279...over 14 games in May, hit .327 (16-for-49) with 2 doubles, a home run and 8 RBI...had 13 multi-hit games with the BayBears...transferred to Reno on Aug. 4. **2009**—Strung together a 5-game hit streak from June 5-9, batting .471 (8-for-17) with 4 RBI over that stretch...collected a season-high 4 hits on June 27 vs. Modesto...reached base safely in 36 consecutive games from Aug. 25, 2008-May 1, 2009, the fourth longest streak in the league...hit .308 (4-for-13) with 4 doubles and 9 RBI with the bases loaded...on the disabled list from July 5-15 with a left hip flexor strain. **2008**—At Visalia, finished third in games played, at-bats, runs scored, hits, tied for third in home runs and fourth in doubles and RBI...in 49 at-bats as the designated hitter, hit .327 (16-for-49) with 2 runs scored, 2 doubles, 2 home runs and 10 RBI...batted .357 (5-for-14) with bases loaded with a double and 11 RBI...had a season-high 4 RBI on May 7 @ Stockton, going 2-for-4 with 2 runs scored and his first career 2-home run game...had a season-high 8-game hitting streak from June 5-13, batting .429 (15-for-35) with 5 runs scored, 5 doubles and 4 RBI...had a career-high 5 hits, going 5-for-5 with 2 doubles and 2 RBI on June 7 @ Lancaster...went 4-for-5 with 3 runs scored and a RBI on July 25 vs. Rancho Cucamonga...started 94 games behind the plate for the Oaks, holding a .984 fielding percentage, throwing out 35 of 124 base-stealing attempts (.282), fourth in the California League. **2007**—Strung together an 8-game hit streak from July 1-14, batting .367 (11-for-30) with 3 home runs and 7 RBI for Yakima...connected for home runs in back-to-back games on July 13 & 14...hit 3 home runs in 4 days from July 11-14, collecting 6 RBI...hit .300 (12-for-40) with 3 home runs and 7 RBI in July...collected 7 RBI in 5 games from Aug. 15-21...started 20 games behind the plate for the Bears, holding a .987 fielding percentage, ranking sixth in the Northwest League among catcher with at least 20 games. **Personal**—Edward M. Easley...resides in Memphis, Tenn...attended Olive Branch High School in Olive Branch Miss...played collegiately at Mississippi State.

YEAR	CLUB	AVG.	G	AB	R	H	2B	3B	HR	RBI	SH	SF	HP	BB	SO	SB-CS	E
2007	Yakima (A)	.250	33	124	21	31	1	1	6	20	0	3	5	9	30	1-0	2
2008	Visalia (A)	.247	118	453	52	112	20	1	6	53	0	4	3	42	106	1-1	14
2009	Visalia (A)	.228	106	378	50	86	18	1	3	38	5	2	7	48	86	0-1	7
2010	Mobile (AA)	.259	55	162	13	42	6	0	1	18	2	1	0	19	36	5-2	4
	Reno (AAA)	.188	17	48	4	9	3	0	0	7	4	0	0	3	14	0-0	0
Minor League Totals		.240	329	1165	140	280	48	3	16	136	11	10	15	121	272	7-4	27



## EATON, ADAM • Outfielder

Ht: 5-8 Wt: 176 B/T: L/L Born: Dec. 6, 1988 in Springfield, Ohio

**Obtained:** Signed as Arizona's 19th-round selection in the 2010 First-Year Player Draft on June 13, 2010. **Signed by:** Frankie Thon  
**Career Notes:** **2010**—Ranked by *Baseball America* as the D-backs' Best Pure Hitter from the 2010 draft...opened the season with a 9-game hitting streak...hit safely in 18 of his first 19 games...was named Northwest League Player of the Week for July 26-Aug. 2 after putting together a 6-game hitting streak (.550, 11-for-20) with a double, triple, 2 home runs and 4 RBI. **Personal**—Adam Eaton...resides in Springfield, Ohio...attended Kenton Ridge High School in Springfield, Ohio...played collegiately at Miami.

YEAR	CLUB	AVG.	G	AB	R	H	2B	3B	HR	RH	SH	SF	HP	BB	SO	SB-CS	E
2010	Missoula (R)	.385	68	226	48	87	14	4	7	37	0	2	19	35	44	20-8	5
Minor League Totals		.385	68	226	48	87	14	4	7	37	0	2	19	35	44	20-8	5

## EITEL, DEREK • Right-handed Pitcher

Ht: 6-3 Wt: 183 B/T: R/R Born: Nov. 21, 1987 in Marshall, Ill.

**Obtained:** Signed as Arizona's 17th-round selection in 2010 First-Year Player Draft on June 13, 2010. **Signed by:** Michael Daughtry  
**Career Notes:** **2010**—Opened the season with Yakima...made his professional debut on June 22 @ Helena, tossing 4.0 innings and allowing a run on 2 hits with 4 strikeouts...transferred to South Bend on Aug. 17...went 2-0 with a 1.38 ERA (2 ER in 13.0 IP) in 3 games with South Bend during August. **Personal**—Derek R. Eitel...resides in Marshall, Ill...attended Marshall HS in Marshall, Ill...played collegiately at Rose-Hulman Institute of Technology.

YEAR	CLUB	W-L	ERA	G	GS	CG	SHO	SV	IP	H	R	ER	HR	HB	BB	SO	WP	BK
2010	Missoula (R)	2-2	5.11	11	8	0	0	0	49.1	61	35	28	3	2	22	32	3	0
	South Bend (A)	2-0	1.80	4	0	0	0	1	15.0	10	3	3	0	0	6	19	2	0
Minor League Totals		4-2	5.13	15	8	0	0	1	54.1	71	38	31	3	2	28	51	5	0

## ELLIS, JOSH • Right-handed Pitcher

Ht: 6-1 Wt: 209 B/T: R/R Born: Aug. 7, 1984 in Cape Girardo, Miss.

**Obtained:** Signed as Arizona's 11th-round selection in 2007 First-Year Player Draft on June 16, 2007. **Signed by:** Howard McCullough  
**Career Notes:** **2010**—Split time between Triple-A Reno and Double-A Mobile, going a combined 2-1 with 2 saves and a 3.42 ERA (21 ER in 55.1 IP) with 22 walks and 61 strikeouts...opened the season with Reno...did not allow an earned run in 5 straight outings from April 29-May 15, a span of 10.2 innings...transferred to Mobile on May 21...held right-handed hitters to a .222 average (16-for-72) with 4 walks and 26 strikeouts...allowed 1 hit or less in 16 of his 26 outings...posted a 1.99 ERA (5 ER in 22.2 IP) and .238 opponents average (19-for-80) with 8 walks and 33 strikeouts in 15 road games...held opponents scoreless in his first 11 games with the BayBears, fanning 14 over 14.1 innings of relief...over 7 games in June, did not allow a run in 8.1 innings while converting 2 save opportunities...did not allow an earned run in 5 of his last 9 outings...tossed 0.2 scoreless innings over 2 appearances in the Southern League playoffs. **2009**—Limited opponents in scoring position (8-for-49)...allowed only 1 home run in 41.2 innings pitched...did not allow an earned run over 9 games (15.1 innings) from June 30-Aug. 8...in 5 appearances in July, allowed 6 hits and had 13 strikeouts over 9.0 innings...had a season-high 7 strikeouts on June 30 @ Birmingham while also tying his season-high with 3.0 innings of work...owned a 1.71 ERA (4 ER in 21.0 IP) with 25 strikeouts in 13 games after the All-Star break at Mobile...following the season, pitched for Tigres de Aragua in the Venezuelan Winter League...in 13 relief appearances, went 3-0 with a 3.44 ERA (7 ER in 18.1 IP). **2008**—At both Single-A Advanced Visalia and Triple-A Tucson, held opponents to a .206 batting average (51-for-247) while righties batted .198 (25-for-126) and lefties hit .215 (26-for-121)...opened the season at Single-A Advanced Visalia by not allowing an earned run in 18.2 innings pitched over his first 11 appearances with 3 saves...permitted an unearned run on April 24...tossed a season-high 3.0 innings in back-to-back appearances on June 15 and 19...promoted to Triple-A Tucson for 2 games on July 10 and 13, tossing 3.0 scoreless innings, before being sent back to Single-A Advanced Visalia. **2007**—Had a 10.8 strikeouts per 9.0-innings ratio with 43 strikeouts in 36.0 innings pitched...posted a .234 opponents average (32-for-137) as righties hit .193 (16-for-83) and lefties hit .296 (16-for-54)...earned back-to-back saves on June 24 and 28 followed by a win in his next outing on July 3...in 13 appearances from July 28-Sept. 6, posted a 2.66 ERA (6 ER in 20.1 IP). **Personal**—Joshua L. Ellis...played collegiately at Wake Forest University from 2004-07...graduated from Dunbar High School in Lexington, Ky.

YEAR	CLUB	W-L	ERA	G	GS	CG	SHO	SV	IP	H	R	ER	HR	HB	BB	SO	WP	BK
2007	Missoula (R)	2-2	6.50	14	0	0	0	3	36.0	32	30	26	1	6	29	43	4	0
2008	Tucson (AAA)	0-0	0.00	2	0	0	0	0	3.0	1	0	0	0	0	0	4	0	0
	Visalia (A)	2-3	2.40	39	0	0	0	7	63.2	50	23	17	3	3	19	63	4	1
2009	Reno (AAA)	3-1	7.91	15	0	0	0	0	19.1	28	17	17	1	2	6	19	0	0
	Mobile (AA)	4-2	1.94	25	0	0	0	1	41.2	30	12	9	1	1	14	48	1	0
2010	Reno (AAA)	0-0	4.26	11	0	0	0	0	19.0	25	12	9	0	4	10	17	2	0
	Mobile (AA)	2-1	2.97	26	0	0	0	2	36.1	39	15	12	1	1	12	44	1	0
Minor League Totals		13-9	3.70	142	0	0	0	13	219.0	205	109	90	7	17	90	238	12	1

## ELMORE, JAKE • Infielder

Ht: 5-9 Wt: 180 B/T: R/R Born: June 15, 1987 in Dothan, Ala.

**Obtained:** Signed as Arizona's 34th-round pick in the 2008 First-Year Player Draft on June 11, 2008. **Signed by:** Rodney Davis  
**Career Notes:** **2010**—Hit .309 (25-for-81) with 16 runs scored, 5 doubles and 6 RBI over 26 games in May...had a 7-game hitting streak from April 29-May 6, over which he hit .417 (10-for-24) with 2 doubles and 4 RBI...hit .303 (33-for-109) against left-handed pitchers...posted a .280 average (28-for-100) with 6 doubles, a home run and 29 RBI with runners in scoring position. **2009**—Led the team with 62 runs scored, 61 walks and a .365 on-base percentage...led all Midwest League second basemen with a .980 fielding percentage, committing just 10 errors in 511 total chances...plated a season-high 5 runs on April 23 @ Lancaster after going 2-for-4 with a double and homer...connected for a grand slam on April 28 vs. Dayton...over 23 games in August, hit .313 (21-for-67) with 4 doubles, 7 RBI and 12 runs scored...hit .314 (50-for-159) with 7 doubles, a triple, 14 RBI and 28 runs scored after the All-Star break...hit .263 (46-for-175) with 7 doubles, a triple, 2 homers and 37 RBI with runners on base. **2008**—Finished second in batting average and doubles with Missoula...went 4-for-5 with a run scored, a double and 2 RBI on July 28 vs. Helena...had a season-high 3 RBI twice - July 12 vs. Idaho Falls and Aug. 15 vs. Ogden...strung together a season-high 8-game hitting streak to end the season from Aug. 27-Sept. 5, batting .290 (9-for-31) with 6 runs scored and 4 doubles. **Personal**—Jacob Elmore...resides in Pleasant Grove, Ala...attended Pleasant Grove High School...played collegiately at Arizona State.

YEAR	CLUB	AVG.	G	AB	R	H	2B	3B	HR	RBI	SH	SF	HP	BB	SO	SB-CS	E
2008	Missoula (R)	.296	53	179	38	53	15	3	3	22	3	4	4	26	36	9-8	5
2009	South Bend (A)	.258	117	387	62	100	21	3	3	38	2	2	5	61	55	13-7	11
2010	Mobile (AA)	.278	124	388	64	108	16	2	2	31	7	5	4	58	56	25-13	19
Minor League Totals		.274	294	954	164	261	52	8	8	91	12	11	13	145	147	47-28	35

## ERBEN, JEREMY • Right-handed Pitcher

Ht: 5-11 Wt: 207 B/T: R/R Born: Sept. 15, 1987 in New Braunfels, Texas

Obtained: Signed as Arizona's 22nd-round selection in the 2010 First-Year Player Draft on July 6, 2010.

Signed by: Kyle Denney

Career Notes: 2010—Made his professional debut on July 14 vs. Orem...limited right-handed hitters to a .163 average (7-for-43) with 4 walks and 22 strikeouts...had a season best 6.1 scoreless innings streak from Aug. 2-30. Personal—Jeremy Erben...resides in New Braunfels, Texas...attended New Braunfels High School...played collegiately at Oklahoma.

YEAR	CLUB	W-L	ERA	G	GS	CG	SHO	SV	IP	H	R	ER	HR	HB	BB	SO	WP	BK
2010	Missoula (R)	1-3	4.24	13	0	0	0	3	17.0	11	11	8	3	2	6	27	2	1
Minor League Totals		1-3	4.24	13	0	0	0	3	17.0	11	11	8	3	2	6	27	2	1

## ESTEVEZ, VICTOR • Infielder

Ht: 5-11 Wt: 194 B/T: R/R Born: Sept. 8, 1988 in Distrito Nacional, DR

Obtained: Signed as a non-drafted free agent on March 10, 2007.

Signed by: Junior Noboa

Career Notes: 2010—Opened the season with South Bend...played 13 games with the Silver Hawks before being transferred to Visalia on May 4...collected 14 hits in 20 games with the Rawhide...transferred back to South Bend on June 5...placed on the disabled list from June 15-25 with a left ankle sprain...strung together a 7-game hit streak from Aug. 11-19...had a season-high 3 RBI on Aug. 25 vs. Dayton. 2009—Connected for a grand slam on May 7 vs. Cedar Rapids...collected a season-high 3 hits on May 22 @ Burlington...recorded a season-long 7-game hit streak from June 10-19, batting .423 (11-for-26) with a double, triple and 3 RBI...over 23 games in August, hit .292 (21-for-72) with 5 doubles, 6 RBI and 9 runs scored. 2008—Strung together a 8-game hit streak from Aug 7-16...had a season-high 3 hits on Aug. 15 and Sept. 3...hit .308 (12-for-39) with 2 doubles, 2 home runs and 5 RBI off left-handed pitchers...promoted to Yakima for 2 games on June 20 and 23. 2007—Opened his professional career going 2-for-4 with a double and 2 RBI on opening day for Missoula...hit .333 (7-for-21) against left-handers. Personal—Victor Manuel Estevez...resides in Santo Domingo, DR.

YEAR	CLUB	AVG.	G	AB	R	H	2B	3B	HR	RBI	SH	SF	HP	BB	SO	SB-CS	E
2007	Missoula (R)	.184	35	98	15	18	2	1	0	5	1	1	3	12	31	0-2	11
2008	Missoula (R)	.277	31	101	12	28	5	1	3	12	2	0	3	10	30	4-1	7
	Yakima (A)	.125	2	8	0	1	1	0	0	1	0	0	0	0	5	0-0	0
2009	South Bend (A)	.261	100	329	47	86	15	1	2	23	4	1	13	21	88	5-6	17
2010	South Bend (A)	.209	65	211	21	44	7	1	1	16	4	2	5	13	41	4-4	16
	Visalia (A)	.194	20	72	2	14	3	0	0	5	0	0	1	3	16	0-1	5
Minor League Totals		.233	253	819	97	191	33	4	6	62	11	4	25	59	211	13-14	56

## FORD, JOSH • Catcher

Ht: 6-1 Wt: 230 B/T: R/R Born: Jan. 17, 1983 in Baytown, Texas

Obtained: Signed as Arizona's ninth-round selection in the 2005 First-Year Player Draft on June 28, 2005.

Signed by: Trip Couch

Career Notes: 2010—Finished third on the team with 19 homers and 77 RBI...collected a season-high 4 hits on two occasions: May 9 @ Modesto and Aug. 26 @ San Jose...connected for 2 grand slams: May 9 @ Modesto and July 7 @ High Desert...hit .350 (36-for-103) with 18 runs scored, 9 doubles, 5 home runs and 19 RBI over 28 games in August...hit safely in a season-high 15 straight games from Aug. 4-20 at a .421 clip (24-for-57) with 6 doubles, 3 homers and 13 RBI...named the organization's Player of the Month for August after batting .350 (36-for-103) with 18 runs scored, 9 doubles, 5 home runs and 19 RBI. 2009—Did not play after undergoing Tommy John surgery. 2008—Missed the entire season after being placed on the disabled list following right Ulnar Collateral Ligament reconstruction surgery. 2007—Reached base safely in 11 of his first 12 games from April 6-May 3, including 5 consecutive multi-hit games, one of which being a season-high 4-hit performance, collecting 3 doubles and an RBI...connected for 2 home runs on August 29 against Jacksonville. 2006—Put together a solid season behind the plate, throwing out 41% of basestealers (46-of-112), ranking second among all California League catchers...his .987 fielding percentage (8 errors, 609 total chances) ranked sixth in the league...hit .309 (93-for-301) with 16 doubles, 6 home runs and 43 RBI against right-handed pitchers. 2005—Named to the Northwest League postseason All-Star team...threw out 41% of base stealers (24-of-59) ranking sixth in the league...granted a leave on Aug. 20 to return to Baylor to complete his undergraduate work. Personal—Joshua Michael Ford...resides in Baytown, Texas...attended Robert E. Lee High School in Baytown, Texas...played collegiately at Baylor.

YEAR	CLUB	AVG.	G	AB	R	H	2B	3B	HR	RBI	SH	SF	HP	BB	SO	SB-CS	E
2005	Yakima (A)	.282	43	163	12	46	7	0	0	25	0	4	3	15	30	0-1	4
2006	Lancaster (A)	.293	107	393	57	115	17	0	7	52	0	2	6	35	69	0-3	8
2007	Mobile (AA)	.265	76	257	30	68	13	0	3	29	0	1	3	31	58	0-1	6
2008	Mobile (AA)	Injured; did not play															
2009	Mobile (AA)	Injured; did not play															
2010	Visalia (A)	.273	123	436	72	119	29	0	19	77	0	5	12	36	106	2-0	4
Minor League Totals		.279	349	1249	171	348	66	0	29	183	0	12	24	117	263	2-5	22

## FREEMAN, MICHAEL • Infielder

Ht: 6-0 Wt: 189 B/T: L/R Born: Aug. 4, 1987 in Orlando, Fla.

Obtained: Signed as Arizona's 11th-round selection in the 2010 First-Year Player Draft on July 6, 2010.

Signed by: George Swain

Career Notes: 2010—Finished second in the Northwest League, and first on the team with a .333 average (63-for-189)...hit .347 (33-for-95) with 5 doubles, a triple, home run and 13 RBI over 25 games in August...connected for his first professional home run on Aug. 14 @ Eugene...collected a career-high 4 hits on two occasions: Aug. 11 vs. Spokane and Aug. 29 @ Tri-City. Personal—Michael B. Freeman...resides in Orlando, Fla...attended Edgewater High School in Orlando, FL...played collegiately at Clemson.

YEAR	CLUB	AVG.	G	AB	R	H	2B	3B	HR	RBI	SH	SF	HP	BB	SO	SB-CS	E
2010	Yakima (A)	.333	53	189	39	63	9	1	1	23	0	3	2	24	29	20-3	4
Minor League Totals		.333	53	189	39	63	9	1	1	23	0	3	2	24	29	20-3	4

## FREY, EVAN • Outfielder

Ht: 5-11 Wt: 175 B/T: L/L Born: Aug. 4, 1987 in Orlando, Fla.

**Obtained:** Signed as Arizona's 10th-round selection in the 2007 First-Year Player Draft on June 11, 2007.

**Signed by:** Joe Robinson

**Career Notes:** 2010—Spent the entire season with Double-A Mobile and hit .286 (148-for-517) with 87 runs scored, 23 doubles, 5 triples, a home run and 49 RBI in 131 games...led the team in hits while tying for the lead in triples...hit .298 (45-for-151) with 5 doubles, a home run and 11 RBI against left-handed pitchers, while batting .281 (103-for-366) with 18 doubles, 5 triples and 38 RBI against right-handed pitchers...over 27 games in June, hit .374 (40-for-107) with 21 runs scored, 6 doubles, a home run and 15 RBI...collected a season-high 4 hits on two occasions: June 6 vs. Birmingham and June 25 @ Mississippi...plated a season-high 3 runs on June 28 vs. Montgomery...had a season-long 11-game hitting streak from April 24-May 2 during which he hit .313 (15-for-48) with 2 doubles, a triple and 4 RBI...had 5 consecutive multi-hit games from June 2-6, over which he hit .565 (13-for-23). 2009—In his first season at Double-A Mobile, led the league with 134 games and 506 at-bats and ranked fifth with 135 hits...hit .314 (38-for-121) with 48 RBI with runners in scoring position...had a pair of 9-game hitting streaks from June 15-24 (.425, 17-for-40) and July 4-16 (.394, 13-for-33)...over 35 games in August-September, hit .317 (44-for-139) with 6 doubles, 2 triples, 1 home run and 14 RBI. 2008—At Single-A South Bend and Single-A Advanced Visalia, led the organization with 169 hits and 76 walks while ranking second with 37 stolen bases and fifth with a .314 average...named to the Midwest League regular season and end of season All-Star teams...had a 23-game hitting streak (.354, 35-for-99) from April 9-May 5, the longest streak in the Midwest League and the longest in the organization...promoted to Single-A Visalia on July 2 and led the Oaks with 5 triples and a .399 on-base percentage...had a career-high 4 walks on Aug. 20 @ High Desert...closed the season with a 9-game hit streak (.378, 14-for-37) from Aug. 23-Sept. 1...at season's end, ranked by Baseball America as the Midwest League's Best Defensive Outfielder. 2007—At Short-Season-A Yakima, led the organization's short-season teams with 48 runs, 76 hits and 6 triples and tied for the lead with 13 stolen bases...finished fifth in the Northwest League with a .309 batting average...had a 13-game hitting streak (.352, 19-for-54) from July 15-29...reached base safely in 25 consecutive games from July 31-Aug. 29, tied for the fifth-longest streak in the league. **Personal**—Evan H. Frey...played collegiately at the University of Missouri from 2005-07...in 2007, named Big 12 Second-Team...named Big 12 Conference Honorable Mention in 2006...graduated from Edwardsville High School in Edwardsville, Ill., in 2004.

YEAR	CLUB	AVG.	G	AB	R	H	2B	3B	HR	RBI	SH	SF	HP	BB	SO	SB-CS	E
2007	Yakima (A)	.309	58	246	48	76	8	6	0	21	1	0	3	27	42	13-10	8
2008	South Bend (A)	.327	75	309	54	101	16	6	0	29	0	3	1	39	38	20-6	4
	Visalia (A)	.297	56	229	44	68	5	5	3	18	1	2	3	37	46	17-5	6
2009	Mobile (AA)	.267	134	506	62	135	21	6	1	52	3	3	7	58	78	31-14	12
2010	Mobile (AA)	.286	131	517	87	148	23	5	1	49	2	6	8	67	89	34-13	12
Minor League Totals		.292	454	1807	295	528	73	28	5	169	7	14	22	228	293	115-48	42

## GALLEGO, NICHOLAS • Infielder

Ht: 5-11 Wt: 172 B/T: R/R Born: June 7, 1986 in Edwardsville, Ill.

**Obtained:** Signed as Arizona's 27th-round selection in the 2010 First-Year Player Draft on July 13, 2010.

**Signed by:** Hal Kurtzman

**Career Notes:** 2010—Made his professional debut on July 14 @ Stockton...hit safely in a season-high 6 straight games from Aug. 29-Sept. 3, over which he batted .391 (9-for-23)...connected for his first home run on Aug. 24 @ San Jose. **Personal**—Nicholas Gallego...resides in Yorba Linda, Calif...attended Esperanza High School in Anaheim, Calif...played collegiately at UCLA.

YEAR	CLUB	AVG.	G	AB	R	H	2B	3B	HR	RBI	SH	SF	HP	BB	SO	SB-CS	E
2010	Visalia (A)	.238	39	122	18	29	3	2	1	14	5	1	5	15	28	4-2	10
Minor League Totals		.238	39	122	18	29	3	2	1	14	5	1	5	15	28	4-2	10

## GEMBERLING, BRAD • Right-handed Pitcher

Ht: 5-11 Wt: 203 B/T: L/R Born: Dec. 9, 1986 in Chester, Pa.

**Obtained:** Signed as Arizona's 24th-round pick in the 2009 First-Year Player Draft on June 15, 2009.

**Signed by:** Shawn Barton

**Career Notes:** 2010—Opened the season with Visalia, starting 4 games before being transferred to South Bend on May 18...struck out a season-high 10 batters on May 19 vs. Fort Wayne...picked up his first win of the season on June 5 vs. Burlington, tossing a season-high 7.0 innings...tossed 5.0 scoreless innings from Aug. 5-10 after transitioning to the bullpen in July. 2009—Made his professional debut on June 24 vs. Eugene...tossed a season-high 5.0 innings on July 20 vs. Vancouver...did not allow a run over a season-long 4.0 innings on two occasions: July 30-Aug. 4 and Aug. 20-24. **Personal**—Marshall B. Gemberling...resides in Swarthmore, Pa...attended Strath Haven High School in Wallingford, Pa...played collegiately at Princeton.

YEAR	CLUB	W-L	ERA	G	GS	CG	SHO	SV	IP	H	R	ER	HR	HB	BB	SO	WP	BK
2009	Yakima (A)	0-1	6.43	18	6	0	0	0	42.0	56	32	30	3	1	20	44	6	0
2010	Visalia (A)	0-2	6.75	4	4	0	0	0	17.1	24	16	13	3	2	9	17	5	0
	South Bend (A)	4-8	6.36	21	11	0	0	0	80.2	94	67	57	6	5	40	74	8	0
Minor League Totals		4-11	6.43	43	21	0	0	0	140.0	174	115	100	12	8	69	135	19	0

## GOLDSCHMIDT, PAUL • Infielder

### See non-roster invitees

## GOMEZ, JEREMIA • Outfielder

Ht: 6-3 Wt: 185 B/T: R/R Born: Feb. 10, 1991 in Santo Domingo, DR

**Obtained:** Signed as a non-drafted free agent on March 15, 2009.

**Signed by:** Junior Noboa

**Career Notes:** 2010—Made his professional pitching debut on June 17 vs. DSL Orioles...tossed a career-high 2.0 scoreless innings on July 9 @ DSL Padres...over 5 games, opponents hit just .154 (2-for-13). 2009—Collected a season-high 4 hits on June 12 @ DSL Cubs...connected for his first professional homer on June 17 @ DSL Indians...over 25 games in June, hit .310 (31-for-100) with 4 doubles, 4 triples, 2 homers and 14 RBI. **Personal**—Jeremia Mateo Gomez...resides in Santo Domingo Este, DR.

### CAREER HITTING RECORD

YEAR	CLUB	AVG.	G	AB	R	H	2B	3B	HR	RBI	SH	SF	HP	BB	SO	SB-CS	E
2009	Boca Chica (DSL)	.266	45	177	28	47	9	5	3	20	0	1	2	22	46	6-2	8

### CAREER PITCHING RECORD

YEAR	CLUB	W-L	ERA	G	GS	CG	SHO	SV	IP	H	R	ER	HR	HB	BB	SO	WP	BK
2010	D-backs (DSL)	0-0	12.27	5	0	0	0	0	3.2	2	6	5	0	1	8	3	1	0

## GOMEZ, RAYWILLY • Infielder

**Obtained:** Signed as a non-drafted free agent on Oct. 1, 2007.

**Ht:** 5-10 **Wt:** 189 **B/T:** S/R **Born:** Jan. 25, 1990 in New York, N.Y.

**Signed by:** Mike Sgobba and Jack Pierce

**Career Notes:** **2010**—Hit .308 (20-for-65) with a double, 3 home runs, and 9 RBI while reaching base safely in 15 of 21 games in July...had a season-high 3 hits on July 22 @ Spokane...hit .303 (23-for-76) with 6 doubles, a home run and 14 RBI in 29 home games. **2009**—Plated a season-high 3 runs on July 31 @ Great Falls...over 27 games in July, hit .361 (35-for-97) with 5 doubles, 2 triples, 16 RBI and 12 runs scored...hit .328 (21-for-64) with 2 doubles and 21 RBI with runners in scoring position...had a season-long 8-game hit streak from Aug. 14-29, batting .483 (14-for-29) with a double and 3 RBI...collected a season-high 3 hits in back-to-back games on Aug. 17 and 18 @ Orem. **2008**—Led the team in hits, finishing second on the team in batting average, runs scored and RBI...made his organizational debut by notching multi-hit games in 4 of his first 6 outings, batting .474 (9-for-19) from May 31-June 6...had a season-high 4 hits on July 7 @ DSL Indians, going 4-for-4 with a RBI double...had a 9-game hitting streak from Aug. 7-20, batting .368 (14-for-38). **Personal**—Raywilly Beato Gomez...resides in Santo Domingo, DR.

YEAR	CLUB	AVG.	G	AB	R	H	2B	3B	HR	RBI	SH	SF	HP	BB	SO	SB-CS	E
2008	Boca Chica (DSL)	.317	63	230	33	73	12	5	0	25	0	1	5	37	21	8-4	30
2009	Missoula (R)	.302	59	202	32	61	7	3	0	21	7	1	0	26	13	1-0	14
2010	Yakima (A)	.270	56	159	15	43	6	0	3	21	3	4	1	18	13	4-2	2
Minor League Totals		.299	178	591	80	177	25	8	3	67	10	6	6	81	47	13-6	46

## GORGEN, MATT • Right-handed Pitcher

See non-roster invitees

## GREEN, TYLER • Right-handed Pitcher

**Ht:** 6-1 **Wt:** 175 **B/T:** R/R **Born:** Nov. 24, 1991 in Lake Jackson, Texas

**Obtained:** Signed as Arizona's eighth-round selection in the 2010 First-Year Player Draft on Aug. 16, 2010.

**Signed by:** Trip Couch

**Career Notes:** Has not yet made his professional debut. **Personal**—James Tyler Green...resides in Lake Jackson, Texas...attended Brazoswood High School in Clute, Texas.

## GREENE, KYLE • Infielder

**Ht:** 6-1 **Wt:** 198 **B/T:** L/R **Born:** May 26, 1986 in Lewiston, Idaho

**Obtained:** Signed as Arizona's 11th-round selection in the 2008 free agent draft on June 8, 2008.

**Signed by:** Ed Gustafson

**Career Notes:** **2010**—Connected for a grand slam on June 10 @ Lancaster...had a season-long 10-game hitting streak from June 17-30, over which he hit .325 (13-for-40) with 4 doubles, 3 home runs and 6 RBI...over 25 games in June, hit .303 (30-for-99) with 14 runs scored, 8 doubles, a triple, 7 home runs and 19 RBI...in 15 at-bats with the bases loaded, connected for 4 hits and plated 14 RBI...promoted to Mobile on July 7...collected 2 hits in 18 at-bats over 6 games with the BayBears...transferred to Visalia on July 16. **2009**—Led the organization with 80 RBI...recorded a season-long 7-game hit streak on two occasions: May 14-20 and Aug. 19-25...plated a season-high 4 runs on May 15 after going 2-for-3 with a homer...over 24 games in August, hit .291 (25-for-86) with 7 doubles, 3 homers, 14 RBI and 12 runs scored...hit .412 (7-for-17) with a double and 16 RBI with the bases loaded...had 2 stints with Reno, hitting .500 (3-for-6) with a homer and 3 RBI in 3 games with the Aces. **2008**—Led Missoula in batting average, finishing third in doubles...finished ninth in the Pioneer League in batting average...strung together a 19-game hitting streak from June 21-Aug. 1, the second-longest streak in the league for the season, batting .422 (35-for-83) with 19 runs scored, 9 doubles, 3 home runs, 13 RBI and 11 multi-hit games...went 4-for-4 with a run scored and double on June 27 vs. Great Falls. **Personal**—Kyle Matthew Greene...resides in Lewiston, Idaho...attended Lewiston High School...played collegiately at Lewis-Clark State College.

YEAR	CLUB	AVG.	G	AB	R	H	2B	3B	HR	RBI	SH	SF	HP	BB	SO	SB-CS	E
2008	Missoula (R)	.302	52	212	33	64	14	0	5	26	0	2	7	10	59	1-1	7
2009	Visalia (A)	.237	125	460	53	109	25	3	11	77	0	6	10	44	149	0-2	21
	Reno (AAA)	.500	3	6	1	3	0	0	1	3	0	1	0	0	0	0-0	0
2010	Visalia (A)	.255	121	416	49	106	26	1	10	57	0	3	7	60	131	1-1	13
	Mobile (AA)	.111	6	18	1	2	1	0	0	1	0	0	0	1	6	0-0	0
Minor League Totals		.255	307	1112	137	284	66	4	27	164	0	12	24	115	345	2-4	41

## GREER, BRENT • Infielder

**Ht:** 6-0 **Wt:** 185 **B/T:** R/R **Born:** Oct. 16, 1987 in Abington, Va.

**Obtained:** Signed as Arizona's 14th-round selection in the 2009 free agent draft on June 15, 2009.

**Signed by:** George Swain

**Career Notes:** **2010**—Over 21 games in June, hit .329 (26-for-79) with 16 runs scored, 4 doubles, 3 home runs and 10 RBI...hit safely in a season-high 7 straight games from June 15-25 at a .407 clip (11-for-27) with a double, 2 homers and 5 RBI. **2009**—Made his professional debut on June 20 @ Spokane...collected a season-high 4 hits on July 5 @ Everett, connecting for 3 homers and plating a season-high 5 RBI...hit 5 homers in 4 games from July 4-7...hit safely in a season-long 11 games from July 13-26, batting .409 (18-for-44) with 2 doubles, a triple, homer and 10 RBI over that stretch...named the Northwest League Player of the Week for June 29-July 5...over 27 games in July, hit .371 (39-for-105) with 4 doubles, 2 triples, 6 homers and 21 RBI...named the organization's Player of the Month for July...hit .316 (67-for-212) with 11 doubles, 2 triples, 6 homers and 27 RBI against right-handed pitchers. **Personal**—Brent Douglas Greer...resides in Stephens City, Va...attended Osbourn High School in Manassas, Va...played collegiately at Western Carolina.

YEAR	CLUB	AVG.	G	AB	R	H	2B	3B	HR	RBI	SH	SF	HP	BB	SO	SB-CS	E
2009	Yakima (A)	.300	69	273	38	82	12	2	7	31	8	0	10	14	66	5-4	17
2010	Visalia (A)	.215	107	396	43	85	17	1	3	30	4	3	12	36	110	6-5	15
Minor League Totals		.250	176	669	81	167	29	3	10	61	12	3	22	50	176	11-9	32

## GROFF, ERIC • Infielder

**Ht:** 5-10 **Wt:** 193 **B/T:** R/R **Born:** Jan. 25, 1988 in Lebanon, Penn.

**Obtained:** Signed as Arizona's 44th-round selection in the 2010 First-Year Player Draft on June 13, 2010.

**Signed by:** Shawn Barton

**Career Notes:** **2010**—Made his professional debut on June 21 @ Helena, going 1-for-4 with a double and run scored...opened the season with a 5-game hitting streak, over which he hit .381 (8-for-21)...plated a career-high 5 RBI on July 16 vs. Orem after going 3-for-4 with a career-best 3 home runs and 4 runs scored...hit .367 (22-for-60) with 13 runs scored, 4 doubles, 5 home runs and 17 RBI against left-handed

pitchers...in 31 home games, batted .344 (43-for-125) with 24 runs scored, 8 doubles, 2 triples, 8 home runs and 25 RBI. **Personal**—Eric Ryan Groff...resides in Lebanon, Penn...attended Northern Lebanon High School in Fredericksburg, Penn....played collegiately at Keystone College.

YEAR	CLUB	AVG.	G	AB	R	H	2B	3B	HR	RBI	SH	SF	HP	BB	SO	SB-CS	E
2010	Missoula (R)	.281	63	249	31	70	15	3	8	40	1	3	0	11	63	3-0	10
	Reno (AAA)	.091	5	11	1	1	0	0	0	0	0	0	0	2	6	0-0	0
Minor League Totals		.273	68	260	32	71	15	3	8	40	1	3	0	13	69	3-0	10

### GUTIERREZ, TEOFILO • Right-handed Pitcher

Ht: 6-0 Wt: 185 B/T: R/R Born: May 23, 1990 in Barranquilla, Colombia

**Obtained:** Signed as a non-drafted free agent on Feb. 29, 2008.

**Signed by:** Jose Diaz Perez

**Career Notes:** **2010**—Opened the season with Missoula...tossed a season-high 4.2 innings on Aug. 2 vs. Great Falls...promoted to Yakima on Aug. 19...won his final 2 starts, allowing just 1 unearned run over 11.0 innings while fanning 7 in those games. **2009**—Picked up his first win of the season on June 17 @ DSL Indians...tossed a season-high 7.0 innings on two occasions: June 29 @ DSL Washington and July 10 @ DSL Orioles...struck out a season-high 7 batters on Aug. 8 vs. DSL Reds. **2008**—Opened the season with DSL D-backs...secured the save on June 17 after tossing 3.0 scoreless innings...finished the season with DSL D-backs/Reds...won his final decision of the season on Aug. 22 @ DSL Orioles...struck out a season-high 9 batters on Aug. 2 @ DSL Indians. **Personal**—Gabriel Gonzalez...resides in Barranquilla, Colombia.

YEAR	CLUB	W-L	ERA	G	GS	CG	SHO	SV	IP	H	R	ER	HR	HB	BB	SO	WP	BK
2008	Boca Chica (DSL)	0-1	5.23	6	0	0	0	1	10.1	15	8	6	0	1	2	9	2	0
	D-backs/Reds (DSL)	2-7	3.55	12	10	0	0	0	50.2	62	30	20	1	1	9	39	4	1
2009	Boca Chica (DSL)	4-6	3.53	15	15	0	0	0	81.2	89	41	32	4	7	12	64	17	1
2010	Missoula (R)	0-0	6.97	11	0	0	0	0	20.2	24	18	16	2	4	17	15	1	0
	Yakima (A)	2-0	0.47	4	4	0	0	0	19.0	12	2	1	0	3	5	10	0	0
Minor League Totals		8-14	3.70	48	29	0	0	1	182.1	202	99	75	7	16	45	137	24	2

### HAGENS, BRADIN • Right-handed Pitcher

Ht: 6-0 Wt: 190 B/T: R/R Born: May 12, 1989 in Modesto, Calif.

**Obtained:** Signed as Arizona's sixth-round selection in 2009 First-Year Player Draft on June 15, 2009.

**Signed by:** Darold Brown

**Career Notes:** **2010**—Fanned a season-high 4 batters on two occasions: April 28 @ Fort Wayne and May 22 @ Lake County...converted his first 3 save opportunities...in 20 road games, posted a 3.60 ERA (12 ER in 30.0 IP) with 9 walks and 33 strikeouts. **2009**—Made his professional debut on June 23 @ Helena...secured his first save of the season on July 9 vs. Casper...converted 3 straight save opportunities from July 15-26...over 9 games in July, posted a 2.70 ERA (4 ER in 13.1 IP) with 5 strikeouts...tossed a season-high 3.0 innings on Aug. 10 vs. Orem. **Personal**—Bradin C. Hagens...resides in Denair, Calif...attended Pitman High School in Turlock, Calif...played collegiately at Merced College.

YEAR	CLUB	W-L	ERA	G	GS	CG	SHO	SV	IP	H	R	ER	HR	HB	BB	SO	WP	BK
2009	Missoula (R)	1-1	3.42	15	0	0	0	4	23.2	29	12	9	0	1	6	13	4	0
2010	South Bend (A)	3-6	6.56	39	0	0	0	4	60.1	90	50	44	2	2	25	55	7	0
Minor League Totals		4-7	5.68	54	0	0	0	8	84.0	119	62	53	2	3	31	68	11	0

### HALE, JAKE • Right-handed Pitcher

Ht: 6-5 Wt: 176 B/T: R/R Born: Dec. 11, 1985 in Athens, Ohio

**Obtained:** Signed as Arizona's 27th-round selection in 2009 First-Year Player Draft on June 15, 2009.

**Signed by:** Frankie Thon, Jr.

**Career Notes:** **2010**—Opened the season with Visalia...tossed 4.1 scoreless innings over his final 2 games with the Rawhide...transferred to Yakima on April 22...held opponents scoreless over 11.1 innings in his first 7 games with the Bears...struck out a season-high 6 batters on Aug. 29 @ Tri-City...over 9 games in August, tossed 11.0 scoreless innings while collecting 15 strikeouts...garnered Northwest League Pitcher of the Week honors for July 26-Aug. 2...held right-handed hitters to a .145 average (11-for-76) with 5 walks and 25 strikeouts. **2009**—Made his professional debut on June 26 vs. Eugene, tossing a scoreless inning...earned the win on July 22 vs. Vancouver...struck out a season-high 3 batters on three occasions: July 4 @ Everett, Aug. 8 vs. Boise and Sept. 11 @ Helena...transferred to Missoula on Aug. 11...picked up the win in his final game of the season on Sept. 11. **Personal**—Willie P. Hale...resides in Albany, Ohio...attended Alexander High School in Albany, Ohio...played collegiately at Ohio State.

YEAR	CLUB	W-L	ERA	G	GS	CG	SHO	SV	IP	H	R	ER	HR	HB	BB	SO	WP	BK
2009	Yakima (A)	2-2	5.29	12	0	0	0	0	17.0	19	10	10	2	1	6	14	1	0
	Missoula (R)	1-1	6.00	6	0	0	0	0	9.0	13	9	6	1	0	2	10	1	0
2010	Visalia (A)	0-0	3.38	3	0	0	0	0	5.1	11	2	2	0	0	2	3	0	0
	Yakima (A)	3-2	0.24	25	0	0	0	4	38.0	23	3	1	0	3	7	44	0	0
Minor League Totals		6-5	2.47	46	0	0	0	4	69.1	66	24	19	3	4	17	71	2	0

### HALLBERG, MARCUS • Infielder

Ht: 5-10 Wt: 185 B/T: R/R Born: Dec. 9, 1985 in Jeddah, Saudi Arabia

**Obtained:** Signed as Arizona's ninth-round selection in the 2007 First-Year Player Draft on June 18, 2007.

**Signed by:** Luke Wrenn

**Career Notes:** **2010**—Spent the entire season with Triple-A Reno...established career-highs with 24 doubles and 44 RBI...hit left-handed pitchers at a .304 clip (38-for-125) with 17 runs scored, 12 doubles, a triple, home run and 18 RBI...over 25 games in August, hit .354 (28-for-79) with 16 runs scored, 7 doubles, 2 triples and 9 RBI...collected a season-high 4 hits on two occasions: July 7 vs. Sacramento and Aug. 28 @ Las Vegas. **2009**—Set then-career-highs with 22 doubles and 42 RBI...hit .347 (26-for-75) with 4 doubles, 6 RBI and 10 runs scored over 25 games in July...collected a season-high 4 hits on April 23 @ Montgomery...recorded a career-long 17-game hitting streak (.381, 24-for-63) from July 29-Aug. 15, tied for the third longest streak in the league...in 15 at-bats with the bases loaded, hit .333 with 3 doubles and 11 RBI...closed the season with a 6-game hit streak, batting .391 (9-for-23) with 6 RBI and 3 runs scored. **2008**—Opened the season with a season-high 4 hits on April 3 @ Inland Empire...placed on the disabled list on April 14 with a left thumb fracture and had surgery performed on April 15 by Dr. Donald Sheridan in Phoenix...reinstated on June 14...strung together a season-high 8-game hit streak from Aug. 13-21, batting .481 (13-for-27) with 2 doubles, a home run and 7 RBI over that stretch...collected a season-high 3 RBI on Aug. 15, going 2-for-2 with 2 walks and 2 runs scored. **2007**—Led the organization's Short-Season teams with a .313 average, which ranked fourth



in the league...named to the end of season All-Star team...strung together a 17-game hit streak from July 5-25, tied for the third-longest in the league...had a season-high 4 hits on July 6 @ Eugene. **Personal**—Marcus T. Hallberg...played collegiately at Florida State University...in his final season, was the nation's hardest batter to strike out (6 strikeouts in 217 at-bats)...his average of one strikeout per 36 at-bats was 7 better than the second-best player in the NCAA in that category...graduated from Barron (Wisc.) High School.

YEAR	CLUB	AVG.	G	AB	R	H	2B	3B	HR	RBI	SH	SF	HP	BB	SO	SB-CS	E
2007	Yakima (A)	.313	58	233	44	73	15	1	6	32	1	5	8	22	21	12-1	16
2008	Visalia (A)	.283	69	272	42	77	10	2	3	29	3	3	3	30	28	5-2	13
2009	Mobile (AA)	.257	132	455	51	117	22	1	2	42	5	3	8	39	43	14-4	8
2010	Reno (AAA)	.263	121	384	55	101	24	3	1	44	10	6	3	51	47	5-4	6
Minor League Totals		.274	380	1344	192	368	71	7	12	147	19	17	22	142	139	36-11	43

## HAMMOCK, ROBBY • Catcher

**Ht:** 5-10 **Wt:** 185 **B/T:** R/R **Born:** May 13, 1977 in Macon, Georgia

**Obtained:** Signed a 1-year Minor League Free Agent contract on Jan. 17, 2011.

**Career Notes:** **2010**—Opened the season with Scranton/Wilkes-Barre...placed on the disabled list on May 15...played in 4 rehab games with GCL Yankees, over which he hit .500 (6-for-12) with 2 doubles, 2 home runs and 4 RBI...reinstated on Aug. 19 and spent the remainder of the season with Scranton/Wilkes-Barre. **2009**—Spent the entire season with Norfolk...plated a season-high 4 runs on July 17 vs. Chattanooga...strung together a season-long 6-game hitting streak to finish the season, over which he hit .350 (7-for-20). **2008**—Had 3 separate stints with the D-backs after splitting time between the big league club and Tucson...opened the season with the D-backs for the second consecutive season and made 5 starts behind the plate before being optioned on May 26...hit safely in his first 10 games with the Sidewinders, batting .447 (17-for-38) from May 28-June 7...recalled on July 1 and made 6 starts as catcher before being optioned back on July 20...recalled again on Sept. 1. **2007**—Broke camp with the D-backs for the first time in his career...collected a pinch-hit single on April 4 @ Rockies for his first hit of the season...batted .237 (9-for-38) in 29 games with the big league club before being optioned to Tucson on June 11...strung together a 13-game hitting streak from June 20-July 1 over which he hit .509 (27-for-53), including 10 straight multi-hit games and two 3-hit games...went 5-for-6 with 2 doubles and 5 RBI on Aug. 23 @ Las Vegas. **2006**—Strung together an 8-game hitting streak from May 19-31 over which he batted .368...tied his minor league career-high with 5 hits and set a career-high with 5 RBI on July 23 vs. Salt Lake City...had three 2 home run games on May 22 @ Albuquerque, June 22 vs. Las Vegas and June 26 @ Portland...hit 5 home runs over a 4-game stretch from June 26-30...recalled on Sept. 20 and collected a pinch-hit double vs. Padres in his season debut on Sept. 28. **2005**—Released by Arizona in early February and underwent right shoulder surgery to repair his labrum...re-signed with the D-backs in April, but played in just 3 games in August due to injuries. **2004**—Underwent arthroscopic surgery on his left knee on Feb. 13 to repair surface fraying and damage to the cartilage in the bed of the kneecap, procedure performed by Dr. Ralph Gambardella of the Kerlan-Jobe Clinic in Los Angeles...rehabbed from the surgery during spring training and assumed starting catcher duties before injuries relegated him to utility duties...had a season-high 5-game hitting streak from April 16-May 1 over which he hit .563 (9-for-16)...caught Randy Johnson's perfect game (15th regular season perfect game in MLB's modern era) on May 18 @ Braves...hit his first home run of the season on May 20 @ Braves...collected a season-high 3 RBI on June 2 vs. Giants...also caught Johnson's 4000th career strikeout...batted .350 (14-for-40) in his final 15 games...recorded a career-high-tying 4 hits on Sept. 24 @ Padres...caught 46 games, made 10 starts in the outfield and 1 appearance at third base. **2003**—Made his big league debut and collected his first hit on April 11 vs. Brewers...went 3-for-4 with his first big league homer and 4 RBI in his first start on April 13...batted .421 (8-for-19) in his first 8 games...returned to Tucson on May 3 and was recalled on June 6...set a career-high with 4 hits and tied a team record with 2 triples on June 8 vs. Indians...made his first career start at third base on June 11 @ Royals...had a 6-game hitting streak from June 13-20 over which he hit .348 (8-for-23)...hit a go-ahead, 2-run home run in the 10th inning on June 29 @ Tigers in a 5-3 win...reached base safely in 7 straight plate appearances from July 19-21...homered in back-to-back games on Aug. 25 and 26 vs. Padres to close a 9-game stretch during which he reached base safely in 21 of 36 plate appearances...started 28 games behind the plate, 11 at third base and 9 in right field. **2002**—Went 5-for-6 with 2 runs scored, a home run and 4 RBI in an 18-17 game against Tulsa on June 1...batted .359 (33-for-92) with 21 runs scored in 26 games in August...hit .312 (44-for-141) with 60 RBI with runners in scoring position...played for the Scottsdale Scorpions in the Arizona Fall League following the season. **2001**—Played all 8 positions in the field in the season finale for Lancaster...ended the year on a 13-game hitting streak that began on Aug. 18. **2000**—Hit a 2-run home run, 2-run triple and drove in the game-winning run with an RBI single in the bottom of the ninth inning on Opening Day...batted .446 (29-for-65) with 10 doubles in a 20-game stretch from April 27-May 23. **1999**—Finished fifth in the California League with a .332 average for High Desert...named Player of the Week for May 10-16. **Personal**—Robert Wade (Robby) Hammock...has two daughters, Gentry and Kayda...played collegiately at Dekalb Junior College and the University of Georgia...graduated from South Cobb (Georgia) High School.

YEAR	CLUB	AVG.	G	AB	R	H	2B	3B	HR	RBI	SH	SF	HP	BB	SO	SB-CS	E
1998	Lethbridge (R)	.286	62	227	46	65	14	2	10	56	0	2	2	28	34	5-4	4
1999	High Desert (A)	.332	114	379	80	126	20	7	9	72	0	6	2	47	63	3-6	18
2000	High Desert (A)	.353	40	136	25	48	15	1	3	23	0	3	1	27	24	3-3	11
	El Paso (AA)	.250	45	140	22	35	5	1	1	15	0	2	1	11	25	1-2	2
2001	South Bend (A)	.248	34	125	16	31	3	2	2	14	1	0	0	14	21	5-6	2
	El Paso (AA)	.162	26	74	6	12	5	0	0	4	1	0	0	7	18	2-2	5
	Lancaster (A)	.311	45	190	33	59	11	3	4	36	0	4	7	16	42	3-2	7
2002	El Paso (AA)	.290	122	441	68	128	28	4	11	73	1	8	8	43	68	5-4	8
2003	Tucson (AAA)	.267	33	116	14	31	6	2	2	17	0	4	0	11	24	1-0	5
	ARIZONA	.282	65	195	30	55	10	2	8	28	0	2	2	17	44	3-2	7
2004	Tucson (AAA)	.286	8	21	1	6	1	0	0	4	0	1	0	2	1	2-0	1
	Lancaster (A)	.667	2	9	2	6	2	0	0	3	0	0	0	1	1	0-0	0
	ARIZONA	.241	62	195	22	47	16	2	4	18	1	1	0	13	39	3-3	2
2005	Tucson (AAA)	.364	3	11	0	4	0	0	0	3	0	1	0	0	1	0-0	0
2006	Tucson (AAA)	.290	103	369	57	107	21	1	20	65	1	4	7	24	59	2-2	4
	ARIZONA	.500	1	2	1	1	1	0	0	0	0	0	0	0	0	0-0	0
2007	Tucson (AAA)	.325	67	246	34	80	17	1	4	35	0	2	2	43	34	3-2	4
	ARIZONA	.244	34	45	5	11	2	0	0	0	0	0	1	3	7	0-0	1
2008	Tucson (AAA)	.240	62	217	29	52	6	2	5	27	3	3	1	18	47	1-0	4
	ARIZONA	.190	18	42	4	8	1	0	0	2	0	0	1	5	9	0-0	0
2009	Norfolk (AAA)	.209	82	278	28	58	16	0	4	26	0	1	4	25	63	2-1	2
2010	GCL Yankees (R)	.500	4	12	4	6	2	0	2	4	0	0	0	1	1	1-0	0
	Scranton/WB (AAA)	.180	22	61	6	11	2	0	0	4	0	0	0	11	13	0-1	1
	Minor League Totals	.283	874	3052	471	865	174	26	77	481	7	41	35	329	539	39-35	78
	Major League Totals	.255	180	479	62	122	30	4	12	48	1	3	4	38	99	6-5	10

### HAMRICK, RANDY • Right-handed Pitcher

Ht: 6-1 Wt: 200 B/T: R/R Born: Aug. 27, 1986 in Sebastian, Fla.

**Obtained:** Signed as Arizona's 19th-round selection in the 2009 First-Year Player Draft on June 15, 2009.

**Signed by:** T.R. Lewis

**Career Notes:** **2010**—Played in 1 game with Visalia before being transferred to Missoula...made his lone start on June 25 vs. Billings...struck out a season-high 7 batters on July 16 vs. Orem...over 7 games in July, went 2-0 with a save and 2.92 ERA (8 ER in 24.2 IP) with 8 walks and 22 strikeouts...had a season-long 10.0 inning scoreless streak from Aug. 3-21. **2009**—Made his professional debut on June 22 @ Spokane, tossing 2.0 scoreless innings while fanning 4...earned his first win on July 3 vs. Spokane...secured his first save on July 22 vs. Vancouver...tossed a season-high 3.0 innings on two occasions: Aug. 12 and Sept. 6...also fanned a season-high 7 batters on Sept. 6 @ Spokane...made his first professional start on Sept. 1 @ Tri-City. **Personal**—Randy Hamrick Jr...resides in Vero Beach, Fla...attended Vero Beach High School...played collegiately at Brewton-Parker College.

YEAR	CLUB	W-L	ERA	G	GS	CG	SHO	SV	IP	H	R	ER	HR	HB	BB	SO	WP	BK
2009	Yakima (A)	2-4	6.47	19	2	0	0	2	32.0	37	25	23	5	6	16	30	2	1
2010	Visalia (A)	0-0	4.91	1	0	0	0	0	3.2	5	3	2	0	0	2	2	0	0
	Missoula (R)	2-3	4.29	19	1	0	0	1	50.1	58	30	24	5	8	17	45	7	0
	Minor League Totals	4-7	5.13	39	3	0	0	3	86.0	100	58	49	10	14	35	77	9	1

### HAMPTON, MIKE • Left-handed Pitcher

#### See non-roster invitees

### HARBIN, TAYLOR • Infielder

Ht: 5-9 Wt: 170 B/T: R/R Born: Feb. 13, 1986 in Greenville, S.C.

**Obtained:** Signed as Arizona's eighth-round selection in the 2007 free agent draft on June 16, 2007.

**Signed by:** Howard McCullough

**Career Notes:** **2010**—Opened the season with a 7-game hitting streak, batting .345 (10-for-29) in those games...collected a season-high 4 hits on two occasions: April 18 vs. Birmingham and May 31 @ Huntsville...also plated a season-high 4 RBI on two occasions: May 11 @ West Tennessee and July 22 @ Chattanooga...had a season-long 9-game hitting streak from Aug. 3-12, over which he hit .438 (14-for-32) with 5 doubles, a triple, 3 home runs and 8 RBI. **2009**—Led the organization with 550 at-bats while finishing tops in Visalia with 14 homers...recorded a hit in a season-high 8 straight games from July 27-Aug. 4, over which he hit .500 (17-for-34) with 6 doubles, a triple, homer and 5 RBI...collected a season-high 4 hits on May 18 vs. Bakersfield and July 27 @ Inland Empire...plated a season-high 5 runs on May 5 vs. Stockton, going 3-for-5 with 2 doubles, a homer and 2 runs scored ...promoted to Triple-A Reno in September and collected a hit in all 6 games. **2008**—Led the organization in games and at-bats and earned the organizations Player of the Week award for Aug. 18-24...ranked second in the Midwest League in RBI, hits, doubles and ranked third with 53 extra-base hits...strung together a season-high 8 game hit streak from July 2-11, batting .517 (15-for-27) with a double, a triple, 3 home runs and 6 RBI over that stretch...connected for a grand slam on June 8, driving in 5 RBI on the day...hit home runs in 3 consecutive games from April 21-23, collecting 7 hits and 6 RBI during that streak...recorded a career-high 5 hits on Aug. 19 against West Michigan, driving in a career-high 6 runs off a career-high 3 doubles...hit .346 (36-for-104) with 6 doubles, a triple, 4 home runs, 14 RBI and 15 runs scored in July. **2007**—Led the organization's Short-Season teams with 116 total bases and tied for the lead with 10 home runs...from June 28-July 16, he hit .403 (27-for-67) with 5 doubles, a triple, 7 home runs, 21 RBI and 18 runs...hit home runs in back-to-back games on July 12 and 13, collecting a season-high 5 RBI in the first game while posting 4 RBI in the second...connected for a pair of home runs on Aug. 2 against Billings...named to the Pioneer League end of season All-Star team. **Personal**—Taylor Kent Harbin...resides in Travelers Rest, S.C...attended Travelers Rest High School in Travelers Rest, S.C...played Collegiately at Clemson.

YEAR	CLUB	AVG.	G	AB	R	H	2B	3B	HR	RBI	SH	SF	HP	BB	SO	SB-CS	E
2007	Missoula (R)	.276	63	243	42	67	15	2	10	42	1	2	5	20	38	5-4	15
	South Bend (A)	.214	3	14	2	3	1	0	0	1	0	0	0	0	2	0-0	0
2008	South Bend (A)	.276	133	548	70	151	40	3	10	85	0	7	8	26	78	3-4	20
2009	Visalia (A)	.259	127	529	70	137	27	3	14	60	5	3	10	26	91	12-7	23
	Reno (AAA)	.381	6	21	5	8	3	1	0	6	1	0	1	1	1	0-1	2
2010	Mobile (AA)	.259	118	433	48	112	27	3	6	45	3	6	8	24	78	10-8	13
Minor League Totals		.267	450	1788	237	478	113	12	40	239	10	18	32	97	288	30-24	73

## HARDEN, TREVOR • Right-handed Pitcher

Ht: 5-11 Wt: 183 B/T: S/R Born: Sept. 1, 1987 in St. Petersburg, Fla.

**Obtained:** Signed as Arizona's 14th-round pick in the 2008 First-Year Player Draft on July 9, 2008.

**Signed by:** Rodney Davis

**Career Notes:** **2010**—Started 2 games with Visalia before being placed on the disabled list for the remainder of the season. **2009**—Started 4 games in April, posting a 2.96 ERA (8 ER in 24.1 IP) with 9 strikeouts...struck out a season-high 8 batters on June 14 vs. Stockton and July 29 @ Bakersfield...held opponents to a .167 (10-for-60) average and 12 strikeouts with runners on base with 2 outs...tossed a season-high 7.0 innings on three occasions: May 23 @ Stockton, June 3 vs. Bakersfield and June 14 vs. Stockton...won his final start of the season on Aug. 22 @ Lancaster after tossing 5.0 scoreless innings and fanning 4. **2008**—Led Missoula in ERA and strikeouts and tied for the lead in saves...made his professional debut with a perfect inning of relief on July 14 vs. Idaho Falls...held a 1.54 ERA (2 ER in 11.2 IP) in 6 appearances as a reliever and was 1-3 with a 2.05 ERA (7 ER in 30.2 IP) as a starter, averaging 8 strikeouts...had back-to-back 10-strikeout games in starts on Aug. 5 vs. Great Falls and Aug. 11 @ Orem...earned his first professional victory on Sept. 2 @ Helena, tossing 5.0 scoreless innings, allowing 2 hits with 5 strikeouts. **Personal**—Trevor Alden Harden...resides in Corinth, Texas...attended Lake Dallas High School in Corinth, Texas...played collegiately at New Mexico Junior College.

YEAR	CLUB	W-L	ERA	G	GS	CG	SHO	SV	IP	H	R	ER	HR	HB	BB	SO	WP	BK
2008	Missoula (R)	1-3	1.91	12	6	0	0	2	42.1	34	14	9	2	3	11	64	4	0
2009	Visalia (A)	2-9	4.43	17	17	0	0	0	91.1	115	61	45	11	2	23	63	8	0
2010	Visalia (A)	0-2	8.00	2	2	0	0	0	9.0	13	9	8	4	0	1	7	0	0
Minor League Totals		8-15	3.59	37	31	1	1	2	180.1	190	94	72	20	10	42	165	14	0

## HARVIL, WILLIAM • Right-handed Pitcher

Ht: 6-4 Wt: 240 B/T: R/R Born: June 17, 1987 in Atlanta, Ga.

**Obtained:** Signed as Arizona's 32nd-round pick in the 2009 First-Year Player Draft on June 15, 2009.

**Signed by:** T.R. Lewis

**Career Notes:** **2010**—Opened the season with Missoula...converted 3-of-4 save opportunities over 6 games with the Osprey...struck out a season-high 5 batters on July 3 vs. Helena...transferred to Visalia on July 11...made 3 appearances with the Rawhide before being placed on the disabled list on July 26 for the remainder of the season. **2009**—Made his professional debut on June 21 @ Spokane...secured the save on July 19 vs. Vancouver after tossing a scoreless inning...picked up his first win on July 21 vs. Vancouver...struck out a season-high 6 batters on Aug. 12 vs. Tri-City, tossing 3.0 scoreless frames, his longest outing of the season...held righties to a .211 (15-for-71) average with 16 strikeouts...opponents hit just .179 (10-for-56) with runners on base. **Personal**—William Harvil...resides in Smyrna, Ga...attended Campbell High School in Smyrna, Ga...played collegiately at Georgia.

YEAR	CLUB	W-L	ERA	G	GS	CG	SHO	SV	IP	H	R	ER	HR	HB	BB	SO	WP	BK
2009	Yakima (A)	2-2	3.34	21	0	0	0	1	32.1	27	12	12	3	5	19	25	4	1
2010	Missoula (R)	0-0	2.70	6	0	0	0	3	10.0	9	5	3	1	0	5	17	1	0
	Visalia (A)	0-0	10.80	3	0	0	0	0	5.0	6	6	6	1	0	2	7	2	0
Minor League Totals		2-2	3.99	30	0	0	0	4	47.1	42	23	21	5	5	26	49	7	1

## HELM, MATT • Infielder

Ht: 6-0 Wt: 202 B/T: R/R Born: Sept. 1, 1990 in Mesa, Ariz.

**Obtained:** Signed as Arizona's seventh-round selection in 2009 First-Year Player Draft on August 17, 2009.

**Signed by:** Rodney Davis

**Career Notes:** **2010**—Plated a season-high 4 runs on three occasions: June 5 vs. Burlington, June 9 @ Quad Cities and July 22 vs. Beloit...hit .267 (28-for-105) with 17 runs scored, 3 doubles, a triple, home run and 23 RBI with runners on base...transferred to Missoula on July 31 and played in 32 games with the Osprey. **2009**—Made his professional debut on Aug. 22 vs. Boise...collected a season-high 2 hits on three occasions: Aug. 31 vs. Spokane, and Sept. 4 and 5 @ Spokane...plated a season-high 3 runs on Aug. 31 vs. Spokane...connected for his first career homer on Sept. 6 @ Spokane...recorded a hit in his final 9 games, batting .343 (12-for-35) over that stretch...hit .310 (13-for-42) with a double, homer and 5 RBI against right-handed pitchers...transferred to Missoula on Sept. 12. **Personal**—Matthew E. Helm...resides in Queen Creek, Ariz...attended Hamilton High School in Chandler, Ariz.

YEAR	CLUB	AVG.	G	AB	R	H	2B	3B	HR	RBI	SH	SF	HP	BB	SO	SB-CS	E
2009	Yakima (A)	.291	16	55	6	16	1	0	1	5	0	0	0	4	16	2-0	0
2010	South Bend (A)	.210	65	229	18	48	7	1	2	24	1	0	1	18	85	0-1	4
	Missoula (R)	.230	32	113	11	26	7	0	5	14	0	1	3	9	50	1-3	13
Minor League Totals		.227	113	397	35	90	15	1	8	43	1	1	4	31	151	3-4	17

## HENRY, BRYAN • Right-handed Pitcher

Ht: 6-3 Wt: 204 B/T: R/R Born: Feb. 15, 1985 in Tampa, Fla.

**Obtained:** Signed as Arizona's 12th-round pick in the 2007 First-Year Player Draft on June 18, 2007.

**Signed by:** Luke Wrenn

**Career Notes:** **2010**—As a starter, went 4-1 with a 2.53 ERA (19 ER in 67.2 IP) and .236 opponents average (60-for-254) with 14 walks and 39 strikeouts...in 6 starts during July, went 1-0 with a 2.20 ERA (8 ER in 32.2 IP) and .230 opponents average (28-for-122) with 9 walks and 15 strikeouts...tossed a season-high 8.1 innings on July 28 vs. Montgomery...struck out a season-high 5 batters on Aug. 2 @ Mississippi. **2009**—Had two season-long 11.1 scoreless inning streaks...won his first 2 decisions of the season, tossing 4.0 scoreless innings while fanning 4 in those games...struck out a season-high 7 batters on Sept. 6 @ Stockton...got the starting nod in his final 7 appearances, posting a 4.35 ERA (15 ER in 37.0 IP) with 27 strikeouts in those games...over 9 games in June, owned a 1.02 ERA (2 ER in 17.2 IP) with 19 strikeouts...established career-highs with 105.2 innings of work and 90 strikeouts. **2008**—As a reliever, he went 3-2 with a save, posting a 2.01 ERA (14 ER in 40.2 IP) over 29 games, holding opponents to a .204 average (47-for-230)...tossed a season-high 6.0 innings on Sept.

1, allowing 1 run off 2 hits...from July 1-Aug. 29, he went 3-1 with a 2.75 ERA (12 ER in 39.1 IP) over 14 games (3 starts)...inherited 9 runners, allowing 2 to score. **2007**—Earned a win in 3 consecutive decisions from June 27-July 7, holding a 3.00 ERA (6 ER in 18.0 IP) with 12 strikeouts and only 1 walk during the streak...won 4 out of his first 6 starts until losing on July 23 against Idaho Falls...struck out a season-high 7 on July 12 @ Casper. **Personal**—Bryan J. Henry...resides in Tallahassee, Fla...attended Florida High School in Tallahassee, Fla...played collegiately at North Florida CC and Florida State.

YEAR	CLUB	W-L	ERA	G	GS	CG	SHO	SV	IP	H	R	ER	HR	HB	BB	SO	WP	BK
2007	Missoula (R)	5-3	5.28	12	12	0	0	0	58.0	71	40	34	13	5	12	41	3	0
2008	South Bend (A)	4-6	3.10	35	6	0	0	1	90.0	76	37	31	11	3	18	51	4	1
2009	Visalia (A)	5-5	3.15	38	7	0	0	0	105.2	111	46	37	7	3	21	90	2	1
2010	Mobile (AA)	6-4	3.49	32	14	0	0	0	100.2	104	40	39	7	6	26	58	1	1
Minor League Totals		20-18	3.58	117	39	0	0	1	354.1	362	163	141	38	17	77	240	10	3

### HERRNBERGER, ALEX • Catcher

Ht: 5-11 Wt: 184 B/T: S/R Born: July 6, 1986 in Pittsburgh, Penn.

**Obtained:** Signed to a Minor League contract on July 17, 2009.

**Signed by:** Shawn Barton

**Career Notes:** **2010**—Opened the season with Visalia...transferred to Yakima on June 12...transferred to Reno on Aug. 3, collecting a hit in his lone at-bat with the Aces on Aug. 3...transferred to Yakima for a second stint on Aug. 3, playing in 1 game with the Bears before being transferred to Mobile on Aug. 7...hit .400 (2-for-5) in 2 games with the BayBears. **2009**—Made his professional debut on June 21 @ Idaho Falls...collected an RBI on June 21 and Aug. 5. **Personal**—Alex Herrnberger...resides in Pittsburgh, Pa...attended Canon McMillan High School in Pittsburgh, Pa...played collegiately at Allegheny College.

YEAR	CLUB	AVG.	G	AB	R	H	2B	3B	HR	RBI	SH	SF	HP	BB	SO	SB-CS	E
2009	Missoula (R)	.000	7	10	2	0	0	0	0	2	0	0	0	1	2	0-0	1
2010	Visalia (A)	.250	2	4	0	1	0	0	0	1	0	0	0	0	0	0-0	0
	Yakima (A)	.000	3	1	0	0	0	0	0	0	0	0	0	1	0	0-0	0
	Reno (AAA)	1.000	1	1	1	1	1	0	0	0	0	0	0	0	0	0-0	0
	Mobile (AA)	.400	2	5	0	2	0	0	0	1	0	0	0	0	1	0-0	0
Minor League Totals		.190	15	21	3	4	1	0	0	4	0	0	0	2	3	0-0	0

### HILT, JUSTIN • Outfielder

Ht: 6-0 Wt: 183 B/T: R/R Born: April 29, 1988 in Woodbury, N.J.

**Obtained:** Signed as Arizona's 36th-round selection in 2010 First-Year Player Draft on June 13, 2010.

**Signed by:** George Swain

**Career Notes:** **2010**—Made his professional debut on June 18 vs. Boise...collected a season-high 3 hits on two occasions: July 16 vs. Everett and Aug. 22 vs. Salem-Keizer...connected for his first home run on June 22 @ Everett...over 27 games in July, hit .260 (26-for-100) with 15 runs scored, 6 doubles and 8 RBI...hit .310 (18-for-58) when leading off an inning. **Personal**—Justin Hilt...resides in Elon, N.C...attended West Deptford High School, Westville, N.J...played collegiately at Elon University.

YEAR	CLUB	AVG.	G	AB	R	H	2B	3B	HR	RBI	SH	SF	HP	BB	SO	SB-CS	E
2010	Yakima (A)	.230	68	230	33	53	12	3	4	24	1	0	2	39	92	17-6	2
Minor League Totals		.230	68	230	33	53	12	3	4	24	1	0	2	39	92	17-6	2

### HOGBEN, KABLE • Right-handed Pitcher

Ht: 6-3 Wt: 188 B/T: R/R Born: July 6, 1990 in Clayton, Victoria, Australia

**Obtained:** Signed as a non-drafted free agent on March 19, 2007.

**Career Notes:** **2010**—Finished second in the Northwest League with a team-leading 10 saves...opened the season with 9 consecutive scoreless innings...tossed a season-high 3.0 innings on June 20 vs. Boise...over 11 games in August, allowed just 1 earned run over 15.0 innings while converting 5 saves...held opponents to a .148 average (4-for-27) with 2 walks and 10 strikeouts with runners in scoring position...righties hit just .133 (10-for-75) with 2 doubles, 2 RBI, 4 walks and 24 strikeouts. **2009**—Made his professional debut on June 23 @ Helena, striking out a season-high 4 batters...picked up his first career win on July 24 vs. Billings after tossing a scoreless inning...over 4 games in July, posted a 1.42 ERA (1 ER in 6.1 IP) with 7 strikeouts...lefties hit just .192 (5-for-26) with 8 strikeouts...held opponents to a .207 (6-for-29) average with runners in scoring position. **Personal**—Kable Trevor Hogben...resides in Cheltenham, Victoria, Australia...attended Victorian Institute of Sport.

YEAR	CLUB	W-L	ERA	G	GS	CG	SHO	SV	IP	H	R	ER	HR	HB	BB	SO	WP	BK
2009	Missoula (R)	1-1	5.57	13	0	0	0	0	21.0	25	13	13	3	2	9	17	1	0
2010	Yakima (A)	0-0	0.72	28	0	0	0	10	37.1	17	5	3	0	8	7	43	1	0
Minor League Totals		1-1	2.47	41	0	0	0	10	58.1	42	18	16	3	10	16	60	2	0

### HOLLINGER, ERROL • Catcher

Ht: 6-3 Wt: 204 B/T: R/R Born: June 14, 1987 in Upland, Calif.

**Obtained:** Signed as a non-drafted free agent on June 19, 2009.

**Signed by:** Shawn Barton

**Career Notes:** **2010**—Hit safely in a season-high 8 consecutive games from April 13-27, over which he batted .393 (11-for-28)...plated a season-high 5 RBI while also collecting a season-high 3 hits on Aug. 12 vs. Great Lakes...hit .293 (44-for-150) with 17 runs scored, 3 doubles, 2 homers and 19 RBI against right-handed pitchers...hit .315 (29-for-92) with 11 runs scored, 3 doubles, a home run and 14 RBI prior to the All-Star break. **2009**—Made his professional debut on June 24 @ Helena, going 2-for-4 with 2 runs scored...connected for his first career home run on July 1 vs. Great Falls...collected a season-high 3 hits on July 4 @ Billings. **Personal**—Errol Rohn Hollinger...resides in Gold Beach, Ore...attended Damien High School in La Verne, Calif...played collegiately at Liberty.

YEAR	CLUB	AVG.	G	AB	R	H	2B	3B	HR	RBI	SH	SF	HP	BB	SO	SB-CS	E
2009	Missoula (R)	.202	43	129	15	26	5	0	2	12	1	2	4	7	24	0-0	5
2010	South Bend (A)	.256	60	195	19	50	4	0	2	25	0	2	4	26	55	0-0	7
Minor League Totals		.235	103	324	34	76	9	0	4	37	1	4	8	33	79	0-0	12

### HOLMBERG, DAVID • Left-handed Pitcher

Ht: 6-4 Wt: 226 B/T: R/L Born: July 19, 1991 in Houston, Texas

**Obtained:** Acquired from the Chicago White Sox on July 30 for RHP Edwin Jackson.

**Career Notes:** **2010**—Entered the 2010 season ranked by *Baseball America* as the eighth-best prospect in the White Sox organization...held opponents to 3 runs or less in 6 of his 7 games and pitched at least 6.0 innings in 4 of those contests with Great Falls...struck out 8 batters in his first game of the season on June 22 @ Billings...traded to the D-backs on July 25 and assigned to Missoula...pitched at least 5.0 innings in 6 of his 7 starts with the Osprey...struck out a career-high 9 batters on two occasions: Aug. 26 @ Idaho Falls and Sept. 6 @ Billings. **2009**—Made his professional debut on June 27 @ Princeton...struck out a season-high 5 batters in 3 consecutive games from Aug. 15-26...won his final 2 starts of the season...opponents hit just .217 (10-for-46) with 2 doubles, a home run, 15 RBI, 4 walks and 10 strikeouts with runners in scoring position. **Personal**—David A. Holmberg...resides in Port Charlotte, Fla....attended Port Charlotte High School in Port Charlotte, Fla.

YEAR	CLUB	W-L	ERA	G	GS	CG	SHO	SV	IP	H	R	ER	HR	HB	BB	SO	WP	BK
2009	Bristol (R)	2-2	4.73	14	7	0	0	0	40.0	40	26	21	5	2	18	37	4	0
2010	Great Falls (R)	1-1	4.46	8	8	0	0	0	40.1	52	23	20	2	2	9	29	0	0
	Missoula (R)	1-4	3.86	7	7	0	0	0	37.1	47	26	16	2	4	7	47	3	1
Minor League Totals		4-7	4.36	29	22	0	0	0	117.2	139	75	57	9	8	34	113	7	1

## HOSE, TERRY "T.J." • Right-handed Pitcher

**Ht:** 5-9 **Wt:** 195 **B/T:** R/R **Born:** April 15, 1986 in Hagerstown, Md.

**Obtained:** Signed as Arizona's 36th-round selection in 2008 First-Year Player Draft on June 8, 2008.

**Signed by:** Howard McCullough

**Career Notes:** **2010**—Secured 8-of-9 save opportunities, including 8 consecutive from April 12-June 24...tossed a season-high 3.0 innings on May 13 vs. San Jose...struck out a season-high 4 batters on May 27 vs. Rancho Cucamonga...held opponents to a .229 average (11-for-48) with 11 walks and 13 strikeouts with runners in scoring position...placed on the disabled list on July 10 through the remainder of the season. **2009**—Opened the season with South Bend...had a season-long 9.1 scoreless inning streak from June 28-July 18, during which he fanned 16...over 8 games in May, posted a 0.73 ERA (1 ER in 12.1 IP) with 13 strikeouts...secured 3 consecutive saves on two occasions: May 26-June 2 and July 11-18...at South Bend, held lefties to a .164 average (9-for-55) and righties to a .185 average (15-for-81)...named to the Midwest League regular season All-Star game...promoted to Visalia on July 20...secured his lone save with the Rawhide on July 25 @ Inland Empire after tossing a scoreless inning of relief...struck out a season-high 5 batters on Sept. 3 vs. Rancho Cucamonga...established new career-highs with 12 saves and 70 strikeouts. **2008**—Led Yakima in strikeouts, tying for second in innings pitched...made his professional debut with a victory on June 21 @ Salem-Keizer, allowing 1 run off 4 hits in 5.0 innings...had a season-high 7 strikeouts twice: a win on Aug. 23 vs. Boise where he tossed 6.0 scoreless innings and Sept. 2 vs. Tri-Cities. **Personal**—Terry Lee Hose...resides in Hagerstown, Md...attended North Hagerstown High School...played collegiately at East Carolina Junior College.

YEAR	CLUB	W-L	ERA	G	GS	CG	SHO	SV	IP	H	R	ER	HR	HB	BB	SO	WP	BK
2008	Yakima (A)	4-5	4.48	15	15	0	0	0	78.1	82	46	39	5	7	20	57	4	0
2009	South Bend (A)	3-2	1.70	27	0	0	0	11	37.0	24	15	7	1	5	12	43	6	1
	Visalia (A)	0-0	2.78	15	0	0	0	1	22.2	22	8	7	1	1	5	27	2	0
2010	Visalia (A)	1-2	6.41	23	0	0	0	8	26.2	33	20	19	1	0	19	22	3	0
Minor League Totals		8-9	3.94	80	15	0	0	20	164.2	161	89	72	8	13	56	149	15	1

## INCIARTE, ENDER • Outfielder

**Ht:** 5-9 **Wt:** 162 **B/T:** L/L **Born:** Oct. 29, 1990 in Maracaibo, Venezuela

**Obtained:** Signed as a non-drafted free agent on May 25, 2008.

**Signed by:** Miguel Nava

**Career Notes:** **2010**—Plated a season-high 3 runs on two occasions: July 28 @ Fort Wayne and Aug. 23 vs. Bowling Green...had a season-long 10-game hitting streak from Aug. 13-23, over which he hit .441 (15-for-34)...in 35 road games, hit .279 (34-for-122) with 14 runs scored, 6 doubles, 4 triples, a home run and 11 RBI. **2009**—His .325 average was eighth in the Pioneer League...had a season-long 10-game hit streak from July 30-Aug. 10, batting .421 (16-for-38)...over 26 games in July, hit .375 (33-for-88) with 8 doubles, a triple, 6 RBI and 14 runs scored...connected for his first career homer on Aug. 27 vs. Great Falls...plated a season-high 3 runs on Sept. 7 vs. Billings after going 3-for-5 at the plate...went 5-for-6 (.833 average) with 10 RBI with the bases loaded...hit .354 (34-for-96) with 4 doubles, a triple, homer and 22 RBI with runners on base. **2008**—Led the DSL D-backs/Reds in games played, at bats, runs scored, hits and stolen bases, finishing second in batting average...hit .347 (26-for-75) in June...hit safely in 13 straight games from June 25-July 9, batting .440 (22-for-50) with 9 runs scored, 4 doubles and 5 RBI...had a season-high 4 hits on Aug. 23 vs. the DSL White Sox. **Personal**—Ender David Montiel Inciarte...resides in Maracaibo, Venezuela.

YEAR	CLUB	AVG.	G	AB	R	H	2B	3B	HR	RBI	SH	SF	HP	BB	SO	SB-CS	E
2008	D-backs/Reds (DSL)	.300	62	227	36	68	7	0	0	18	3	1	2	27	35	22-6	2
2009	Missoula (R)	.325	66	237	33	77	14	1	1	22	5	1	0	15	40	10-4	6
2010	South Bend (A)	.225	66	227	26	51	9	7	1	20	7	2	3	14	35	5-4	1
	Yakima (A)	.242	19	66	10	16	4	0	0	3	4	1	0	7	17	2-1	1
Minor League Totals		.280	213	757	105	212	34	8	2	63	19	5	5	63	127	39-15	10

## JARRETT, CHRISTOPHER • Outfielder

**Ht:** 5-9 **Wt:** 158 **B/T:** L/L **Born:** Nov. 17, 1988 in Hagerstown, Ind.

**Obtained:** Signed as Arizona's 42nd-round selection in the 2010 First-Year Player Draft on June 12, 2010.

**Signed by:** Michael Daughtry

**Career Notes:** **2010**—Opened the season with Missoula...collected multiple hits in consecutive games on two occasions: June 25-27 and July 2-4...connected for his first home run on June 25 vs. Billings, while also plating a career-high 4 RBI...hit .294 (10-for-34) with 3 doubles, a triple, home run and 17 RBI with runners in scoring position...transferred to South Bend on Aug. 17...collected 3 hits in his first game with the Silver Hawks on Aug. 18 @ Lansing...hit .333 (20-for-60) with 8 runs scored, 3 doubles, 3 triples and 5 RBI against right-handed pitchers. **Personal**—Christopher A. Jarrett...resides in Hagerstown, Ind...attended Hagerstown HS in Hagerstown, Ind...played collegiately at Anderson University.

YEAR	CLUB	AVG.	G	AB	R	H	2B	3B	HR	RBI	SH	SF	HP	BB	SO	SB-CS	E
2010	Missoula (R)	.228	46	158	22	36	12	3	2	20	0	0	6	17	35	5-2	2
	South Bend (A)	.305	20	82	11	25	3	5	0	8	1	1	1	7	16	2-4	0
Minor League Totals		.254	66	240	33	61	15	8	2	28	1	1	7	24	51	7-6	2



## KACZROWSKI, DANIEL • Outfielder

Ht: 5-9 Wt: 173 B/T: R/R Born: June 17, 1987 in Minneapolis, Minn.

**Obtained:** Signed as Arizona's 26th-round selection in the 2009 First-Year Player Draft on June 15, 2009.

**Signed by:** Mike Daughtry

**Career Notes:** **2010**—Opened the season with Visalia...led the team with 15 stolen bases...over 22 games in June, hit .299 (26-for-87) with 19 runs scored, 2 doubles, a home run and 10 RBI...hit .306 (26-for-85) with 5 doubles, a home run and 33 RBI with runners in scoring position...had a season-long 9-game hitting streak from May 1-12, over which he hit .289 (11-for-38)...transferred to Mobile on Aug. 7...in 19 games with the BayBears, hit .250 (11-for-44)...hit .500 (5-for-10) with a run scored and double against left-handed pitchers. **2009**—Made his professional debut on June 21 @ Spokane...collected a season-high 3 hits in back-to-back games on June 26 and 27...strung together a season-long 10-game hit streak from Aug. 4-13, batting .350 (14-for-40) over that stretch...hit safely in 10 consecutive home games from July 31-Aug. 22, tied for the ninth longest such streak in the Northwest League...over 28 games in August, hit .318 (35-for-110) with 4 doubles, a triple, 4 RBI and 15 runs scored. **Personal**—Daniel Anthony Kaczrowski...resides in St. Anthony, Minn...attended St. Anthony High School...played collegiately at Hamline.

YEAR	CLUB	AVG.	G	AB	R	H	2B	3B	HR	RBI	SH	SF	HP	BB	SO	SB-CS	E
2009	Yakima (A)	.266	71	274	43	73	16	1	1	20	4	2	6	28	42	12-3	4
2010	Visalia (A)	.267	98	374	56	100	17	1	3	36	8	3	2	34	49	15-3	12
	Mobile (AA)	.250	19	44	2	11	2	1	0	3	1	2	0	1	5	0-1	4
Minor League Totals		.266	188	692	101	184	35	3	4	59	13	7	8	63	96	27-7	20

## KIM, JAE YUN • Catcher

Ht: 6-1 Wt: 209 B/T: R/R Born: Sept. 16, 1990 in Seoul, South Korea

**Obtained:** Signed as a non-drafted free agent on Nov. 5, 2008.

**Career Notes:** **2010**—Opened the season with South Bend...collected 2 hits on May 30 vs. Lansing, snapping a streak of 12 at-bats without a hit...transferred to Missoula on June 20...hit his first homer of the season on June 23 @ Helena...collected three 3-hit games with the Osprey. **2009**—Made his professional debut on June 23 @ Helena...went 2-for-4 with his first career home run and a season-high 3 RBI on June 27 vs. Helena...collected six 2-hit games...hit .246 (14-for-57) with a double, 3 homers and 14 RBI with runners on base. **Personal**—Jae Yun Kim...resides in Seoul, South Korea...attended Whi-Moon High School in Seoul, South Korea.

YEAR	CLUB	AVG.	G	AB	R	H	2B	3B	HR	RBI	SH	SF	HP	BB	SO	SB-CS	E
2009	Missoula (R)	.230	33	113	11	26	3	0	3	14	0	2	2	9	40	1-0	6
2010	South Bend (A)	.125	5	16	0	2	1	0	0	0	0	0	0	2	5	0-0	0
	Missoula (R)	.208	47	168	21	35	7	0	4	12	1	0	9	5	51	0-1	6
Minor League Totals		.212	85	297	32	63	11	0	7	26	1	2	11	16	96	1-1	12

## KRAUSS, MARC • Outfielder

See non-roster invitees

## LAPENSEE, RYAN • Outfielder

Ht: 6-3 Wt: 190 B/T: R/R Born: Aug. 10, 1988 in Windsor, Ontario, Canada

**Obtained:** Signed as a non-drafted free agent on Nov. 8, 2010.

**Signed by:** Mal Finchem

**Career Notes:** Has not yet made his professional debut. **Personal**—Ryan J. LaPensee...resides in LaSalle, Ontario, Canada...attended St. Thomas of Villanova in LaSalle, Ontario...played collegiately at Wayne State University in Detroit, Mich.

## LARA, VICTOR • Right-handed Pitcher

Ht: 5-10 Wt: 210 B/T: R/R Born: Dec. 3, 1988 in Pinal de Rio, Cuba

**Obtained:** Signed as Arizona's 34th-round selection in the 2010 First-Year Player Draft on June 18, 2010.

**Signed by:** Shawn Barton

**Career Notes:** **2010**—Made his professional debut on June 22 @ Helena...converted his first save opportunity on July 15 vs. Orem...struck out a season-high 4 batters over a season-high 2.2 innings on Aug. 27 @ Casper. **Personal**—Victor Jesus Lara...resides in Miami, Fla...attended Coral Gables High School, Miami Florida...played collegiately at Keystone College.

YEAR	CLUB	W-L	ERA	G	GS	CG	SHO	SV	IP	H	R	ER	HR	HB	BB	SO	WP	BK
2010	Missoula (R)	1-5	8.02	17	0	0	0	1	21.1	27	20	19	5	4	17	22	9	0
Minor League Totals		1-5	8.02	17	0	0	0	1	21.1	27	20	19	5	4	17	22	9	0

## LAYNE, TOM • Left-handed Pitcher

Ht: 6-2 Wt: 187 B/T: L/L Born: Nov. 2, 1984 in St. Louis, Miss.

**Obtained:** Signed as Arizona's 26th-round selection in 2007 First-Year Player Draft on June 18, 2007.

**Signed by:** Howard McCullough

**Career Notes:** **2010**—Spent the entire season with Double-A Mobile, leading the team with 12 wins, 3 complete games and 149.1 innings pitched...his 3 complete games were second in the Southern League, while he finished third in the league in wins and innings pitched...held left-handed hitters to a .217 average (39-for-180) with 8 walks and 33 strikeouts...went 9-1 with a 3.05 ERA (25 ER in 73.2 IP) and .244 opponents average (67-for-275) with 33 walks and 43 strikeouts in 13 road games...tossed a complete game shutout on May 22 @ Birmingham...won a season-high 3 games (over 4 starts) from June 17-July 3...over 5 starts in July, went 2-1 with a 1.20 ERA (4 ER in 30.0 IP) and .168 opponents average (18-for-107) with 14 walks and 14 strikeouts...struck out a season-high 7 batters on Aug. 10 vs. Jacksonville. **2009**—Started the season with Single-A Advanced Visalia...made his first start of the season on May 3 vs. Lancaster, allowing 2 runs while striking out 3 over 4.0 innings...won back-to-back games on May 28 and June 2 with a combined 4.2 scoreless innings...named the organization's Pitcher of the Month for July after going 1-1 with a 2.59 ERA (7 ER in 24.1 IP) and 21 strikeouts...with Visalia, limited left-handed batters to a .130 (9-for-69) average with 11 strikeouts...promoted to Double-A Mobile on Aug. 6...tossed a season-high 6.0 innings in his final start of the season on Sept. 4 vs. Montgomery...following the season, pitched for the Scottsdale Scorpions in the Arizona Fall League...in 12 relief appearances, posted a 4.97 ERA (7 ER in 12.2 IP)...also pitched for Crillos de Caguas in the Puerto Rican Winter League...in 2 games, posted a 3.38 ERA (2 ER in 5.1 IP). **2008**—As a reliever, was 1-1 with a 3.30 ERA (17 ER in 46.1 IP) and .224 opponents hitting (39-for-174)...tossed a season-high 7.0 innings on July 18, allowing 1 run off 5 hits...struck out a season-high 7 on Aug. 21...went 2-1 with a 2.40 ERA (8 ER in 30.0 IP) and 14 strikeouts over 6 games (4 starts) in July. **2007**—Earned his first professional win on June 24 @ Billings, tossing 5.0 shutout innings...struck out a season-high 8 on July 20 against Casper, allowing 1 run over 6.0 innings. **Personal**—Thomas Kevin Layne...played collegiately at Mount Olive College in 2007...earned NCBWA Division II Honorable Mention All-America honors in winning the Carolinas-Virginia Athletics Conference Championship...graduated from Zumwalt South High School in St. Peters, Mo.

YEAR	CLUB	W-L	ERA	G	GS	CG	SHO	SV	IP	H	R	ER	HR	HB	BB	SO	WP	BK
2007	Missoula (R)	4-8	4.63	16	16	0	0	0	79.2	94	49	41	9	2	23	66	7	1
2008	South Bend (A)	6-5	3.44	35	13	0	0	0	115.0	107	48	44	3	6	43	71	3	1
2009	Visalia (A)	4-2	2.86	29	4	0	0	0	66.0	63	27	21	1	3	25	43	7	0
	Mobile (AA)	0-3	4.94	6	6	0	0	0	31.0	27	21	17	0	3	19	24	2	0
2010	Mobile (AA)	12-7	3.74	26	26	3	1	0	149.1	146	75	62	9	6	57	91	10	1
Minor League Totals		26-25	3.78	112	65	3	1	0	441.0	437	220	185	22	20	167	295	29	3

## LINTON, TY • Outfielder

Ht: 6-3 Wt: 195 B/T: R/R Born: Jan. 17, 1991 in Matthews, N.C.

**Obtained:** Signed as Arizona's 14th-round selection in the 2010 First-Year Player Draft on Aug. 16, 2010. **Signed by:** George Swain  
**Career Notes:** **2010**—Rated by *Baseball America* as the D-backs' Best Power Hitter from the 2010 draft...made his professional debut on Sept. 8 @ Helena in his lone appearance of the season, drawing a walk as a pinch-hitter. **Personal**—Tyler (Ty) James Linton...resides in Matthews, N.C...attended Charlotte Christian School in Charlotte, N.C.

YEAR	CLUB	AVG.	G	AB	R	H	2B	3B	HR	RBI	SH	SF	HP	BB	SO	SB-CS	E
2010	Missoula (R)	-	1	0	0	0	0	0	0	0	0	0	0	1	0	0-0	0
Minor League Totals		-	1	0	0	0	0	0	0	0	0	0	0	1	0	0-0	0

## LINTON, WINSTON "OLLIE" • Outfielder

Ht: 5-6 Wt: 154 B/T: L/L Born: April 7, 1986 in Culver City, Calif.

**Obtained:** Signed as Arizona's 13th-round selection in the 2008 free agent draft on June 21, 2008. **Signed by:** Jim Dedrick  
**Career Notes:** **2010**—Led the team with a .411 on-base percentage and tied for the team lead with 5 triples...hit lefties at a .371 clip (43-for-116) with 17 runs scored, 3 doubles, 2 triples and 13 RBI...over 25 games in May, hit .400 (32-for-80) with 18 runs scored, 2 doubles, a triple and 9 RBI...hit .303 (54-for-178) with 6 doubles, 3 triples, a home run and 36 RBI with runners on base...plated a season-high 3 RBI on June 23 @ Mississippi...collected a season-high 4 hits on two occasions: Aug. 7 and 11 vs. Jacksonville. **2009**—Rated by *Baseball America* as the best defensive outfielder in the California League...led the organization with 81 runs and 145 hits...was tops among his teammates with 128 games played, 10 triples, 28 stolen bases and a .394 on-base percentage, while his 28 doubles and 65 walks were tied for the team lead...was also plunked by a team-high 18 pitches...recorded a season-long 14-game hit streak from April 17-May 3, batting .458 (22-for-48) with 3 doubles, 2 triples, 9 RBI and 14 runs scored over that stretch...over 26 games in July, hit .306 (33-for-108) with 7 doubles, 3 triples, 10 RBI and 13 runs scored...posted a .310 (77-for-248) average with 13 doubles, 5 triples, a homer, 27 RBI and 33 runs scored after the All-Star break...hit .300 (33-for-110) with 9 doubles, 2 triples and 48 RBI with runners in scoring position...against right-handed pitchers, hit .329 (97-for-295) with 17 doubles, 7 triples, a homer and 39 RBI. **2008**—Had 6 multi-hit outings for Missoula...transferred to South Bend on July 25...went 4-for-5 with 3 runs scored on July 30 @ Clinton...had 2 more 4-hit games for South Bend: went 4-for-5 with 4 runs scored and 2 RBI on Aug. 22 @ Great Lakes and 4-for-6 with 2 runs scored and 2 RBI on Aug. 24 @ Great Lakes. **Personal**—Winston Ollie Linton...resides in Winnetka, Calif...attended Crespi Carmelite High School in Encino, Calif...played collegiately at university of California-Irvine.

YEAR	CLUB	AVG.	G	AB	R	H	2B	3B	HR	RBI	SH	SF	HP	BB	SO	SB-CS	E
2008	Missoula (R)	.246	16	69	17	17	1	1	1	9	1	0	2	6	16	8-3	2
	South Bend (A)	.277	34	137	25	38	2	1	0	10	2	0	4	19	32	6-4	0
2009	Visalia (A)	.295	128	491	81	145	28	10	1	51	4	4	18	65	104	28-14	1
2010	Mobile (AA)	.304	125	398	60	121	12	5	3	38	8	3	11	63	100	22-16	3
Minor League Totals		.293	303	1095	183	321	43	17	5	108	15	7	35	153	252	64-37	6

## MAHON, REID • Right-handed Pitcher

Ht: 6-2 Wt: 232 B/T: R/R Born: June 1, 1983 in St. Paul, Minn.

**Career Notes:** **2010**—Appeared in 37 games and secured 3 saves, each good for second-best on the team while collecting a team-best 6 holds...at home, went 1-0 with 2 saves over 21 games, posting a 0.95 ERA (3 ER in 28.1 IP) while striking out 14...did not allow a run in a season-high 7.2 innings from April 26-May 17. **2009**—Did not allow a run in a season-high 7.1 innings from May 21-June 2, a span of 4 games...tossed a season-high 3.0 innings on May 25 and June 6...struck out a season-high 4 batters on June 11 after tossing 2.0 scoreless innings and securing the save...notched saves in 2 consecutive appearances on Sept. 3 and 6...converted both save opportunities with Reno after being promoted on July 9...transferred back to Mobile on Aug. 26. **2008**—Led the organization with 24 total saves, while his 18 saves for Mobile ranked fifth in the Southern League...notched saves in 3 consecutive appearances from April 16-24...did not allow a run in 11 consecutive appearances (13.0 innings) from April 16-May 12...was perfect in his 18 save opportunities with Mobile and was named to the Southern League regular season All-Star team...promoted to Tucson on July 2, recording a save in his first game against Fresno...blew his first save of the season on July 27 vs. Omaha after converting 21 consecutive opportunities...did not allow a run in his first 7 appearances (9.2 innings) for the Sidewinders. **2007**—Led South Bend in saves...from May 12-June 25, he was 3-0 with a 0.86 ERA (2 ER in 21.0 IP) with 7 saves...converted 3 straight save opportunities from June 17-25...promoted to Visalia on July 20...recorded a save in 5 consecutive opportunities from Aug. 5-16...promoted to Mobile on Aug. 20 and recorded back-to-back saves on Aug. 22 and 24 vs. Tennessee. **2006**—Did not lose a decision from July 22-Sept. 6, winning 2 games and collecting 3 saves while holding a 0.91 ERA and striking out 17. **Personal**—Reid E. Mahon...resides in St. Paul, Minn...attended Como Park High School in St. Paul, Minn...played collegiately at Minnesota.

YEAR	CLUB	W-L	ERA	G	GS	CG	SHO	SV	IP	H	R	ER	HR	HB	BB	SO	WP	BK
2006	Yakima (A)	2-3	4.25	22	0	0	0	4	36	32	20	17	4	6	14	25	5	1
2007	South Bend (A)	4-4	1.77	32	0	0	0	11	45.2	34	15	9	1	3	8	28	1	0
	Visalia (A)	1-1	1.29	11	0	0	0	8	14.0	10	3	2	1	0	2	9	0	0
	Mobile (AA)	1-0	1.29	0	0	0	0	2	7.0	7	2	1	0	0	1	4	0	0
2008	Mobile (AA)	0-0	3.07	33	0	0	0	18	41.0	45	19	14	5	1	10	33	3	1
	Tucson (AAA)	0-2	5.25	19	0	0	0	6	24.0	22	15	14	3	0	14	18	3	0
2009	Mobile (AA)	5-2	3.41	23	0	0	0	3	31.2	35	16	12	0	0	10	21	1	1
	Reno (AAA)	1-2	6.63	14	0	0	0	2	19.0	25	14	14	2	1	7	14	0	0
2010	Mobile (AA)	4-3	3.06	37	0	0	0	3	53.0	53	22	18	3	0	22	31	4	0
Minor League Totals		18-17	3.35	197	0	0	0	57	271.1	263	126	101	19	11	88	183	17	3

## MARTE, ALFREDO • Outfielder

**Ht:** 5-11 **Wt:** 190 **B/T:** R/R **Born:** March. 31, 1989 in Santo Domingo, DR

**Obtained:** Signed as a non-drafted free agent on Dec. 12, 2005.

**Signed by:** Junior Noboa

**Career Notes:** **2010**—Had a season-high 7-game hit streak from April 17-25 while batting at a .360 (9-for-25) clip...hit .327 (33-for-101) with 3 doubles, 2 triples and 5 home runs while collecting 17 RBI and 22 runs scored over 26 games during the month of July...collected a season-high 5 hits on July 4 @ Lake Elsinore while going 5-for-5 with 2 doubles, a homer, 2 RBI and 3 runs scored...had 32 multi-hit games, including 9 games with at least 3 hits...established career-highs in runs scored, hits and home runs. **2009**—Led the team with 119 hits, 27 doubles and 71 RBI...had two season-long 10-game hit streaks: Aug. 4-13 and Aug. 29-Sept. 7...plated a season-high 4 runs on July 22 @ Clinton after going 2-for-6 with a homer...named to the Midwest League regular season All-Star team...hit .329 (73-for-222) with 17 doubles, a triple, 6 homers and 70 RBI with runners on base...with runners in scoring position, hit .347 (51-for-147) with 11 doubles, a triple, 5 homers and 64 RBI. **2008**—Led Yakima in games, hits and doubles...ranked tied fourth in the Northwest League in stolen bases...strung together a team-high 11-game hit streak from Aug. 24-Sept. 3, including a 3-RBI game on Aug. 29, going 2-for-4 with 2 doubles...had a season-high 4 hits on June 28, going 4-for-5 with 2 doubles, 3 runs scored and an RBI...drove in a season-high 4 RBI on July 16, going 3-for-5 with a double, a home run and 3 runs scored...hit .333 in June (18-for-54) with 6 doubles, 5 RBI and 6 runs scored. **2007**—Ranked seventh in the Dominican League in average while ranking first in hits and third in extra-base hits...reached base safely in 27 consecutive games from June 8-July 10, tied for sixth longest streak in the league. **2006**—Hit .333 (6-for-18) off left-handed pitching...went 3-for-5 with a home run and 3 RBI on June 8. **Personal**—Alfredo Marte...resides in Distrito Nacional, DR.

YEAR	CLUB	AVG.	G	AB	R	H	2B	3B	HR	RBI	SH	SF	HP	BB	SO	SB-CS	E
2006	Boca Chica (DSL)	.250	19	68	9	17	4	0	1	10	0	1	2	5	10	0-1	0
2007	Boca Chica (DSL)	.328	67	265	30	87	19	4	4	45	0	2	5	17	37	3-1	7
2008	Yakima (A)	.251	70	267	37	67	18	0	1	27	6	2	6	24	44	19-5	4
2009	South Bend (A)	.251	120	475	49	119	27	3	7	71	2	0	4	25	78	5-2	6
2010	Visalia (A)	.260	130	516	76	134	26	3	9	61	4	3	8	34	107	9-5	5
Minor League Totals		.266	406	1591	201	424	94	10	22	214	12	8	25	105	276	36-14	22

## MATEO, WAGNER • Outfielder

**Ht:** 6-2 **Wt:** 190 **B/T:** L/L **Born:** March 30, 1993 in Santo Domingo, DR

**Obtained:** Signed a Minor League contract on May 17, 2010.

**Signed by:** Junior Noboa

**Career Notes:** **2010**—Made his professional debut on May 29 and went 1-for-4 with a run scored, double and 3 RBI vs. DSL Padres...collected a career-high 3 hits on July 24 @ DSL Rockies...plated a career-high 6 RBI on Aug. 4 @ DSL Padres after connecting for 2 home runs in the game...hit .275 (33-for-120) with 6 doubles, 2 triples, 4 home runs and 45 RBI with runners on base. **Personal**—Wagner Bonilla Mateo...resides in Santo Domingo, DR.

YEAR	CLUB	AVG.	G	AB	R	H	2B	3B	HR	RBI	SH	SF	HP	BB	SO	SB-CS	E
2010	DSL D-backs	.257	67	237	45	61	14	4	4	45	0	1	3	35	83	16-10	6
Minor League Totals		.257	67	237	45	61	14	4	4	45	0	1	3	35	83	16-10	6

## MCANANEY, PATRICK • Left-handed Pitcher

**Ht:** 6-4 **Wt:** 205 **B/T:** R/L **Born:** March 11, 1986 in Syracuse, N.Y.

**Obtained:** Signed as Arizona's eighth-round selection in the 2008 First-Year Player Draft on June 20, 2008. **Signed by:** Shawn Barton

**Career Notes:** **2010**—Was second in the organization with 137 strikeouts...opened and finished the season with Visalia...in 3 starts from Aug. 21-31, tossed a season-high 17.0 consecutive scoreless innings while going 3-0 and limiting opponents to a .194 average...struck out a season-high 14 batters over 6.0 innings while allowing 6 hits and 2 runs on Aug. 21 @ Modesto...promoted to Mobile on April 16...in 22 starts for the BayBears, went 5-10 with a 5.30 ERA (65 ER in 110.0 IP) and 95 strikeouts...was second on the team with 110.0 IP and 95 strikeouts...won his first decision with the club on May 1 vs. Carolina after tossing 5.0 innings and allowing just 3 runs (1 earned) on 3 hits while striking out 3. **2009**—Led the team with 10 wins, 28 starts and 147.0 innings of work...won his first 4 decisions (6 starts), allowing just 8 earned runs over 32.0 innings...named the California League's Pitcher of the Week for May 4-10...tossed a season-high 7.0 innings on: May 31 and Aug. 13...had back-to-back scoreless starts on May 31 and June 5, a span of 13.0 innings...named to the league's regular season All-Star team...struck out a season-high 9 batters on July 18 and Aug. 29. **2008**—Led Yakima in ERA...opened his professional career by tossing 4.0 scoreless, hitless innings of relief from June 26-July 1...earned his first victory on July 16 @ Spokane with 5.0 scoreless innings and a season-high-tying 7 strikeouts (also on July 11 vs. Salem-Keizer)...did not allow a run in back-to-back starts on July 26 vs. Eugene and Aug. 1 @ Spokane before being transferred to South Bend on Aug. 2...went 3 straight starts without allowing a run from Aug. 13-27, tossing 13.0 total innings. **Personal**—Patrick Riley McAnaney...resides in Syracuse, N.Y...graduated from Westhill High School, Syracuse, N.Y...played collegiately at University of Virginia.

YEAR	CLUB	W-L	ERA	G	GS	CG	SHO	SV	IP	H	R	ER	HR	HB	BB	SO	WP	BK
2008	Yakima (A)	2-1	0.55	9	6	0	0	0	32.2	22	2	2	0	1	13	38	1	0
	South Bend (A)	2-1	1.50	4	4	0	0	0	18.0	11	4	3	1	1	5	12	1	0
2009	Visalia (A)	10-8	4.41	28	28	0	0	0	147.0	162	81	72	19	11	47	146	2	0
2010	Visalia (A)	4-0	2.48	5	5	0	0	0	29.0	25	8	8	1	0	8	42	1	0
	Mobile (AA)	5-10	5.30	22	22	0	0	0	110.1	130	79	65	8	4	53	95	7	0
Minor League Totals		23-20	4.01	68	65	0	0	0	337.0	350	174	150	29	17	126	333	12	0

## MILEY, WADE • Left-handed Pitcher

See non-roster invitees

## MONTILLA, GERSON • Infielder

**Ht:** 5-8 **Wt:** 195 **B/T:** R/R **Born:** Nov. 13, 1989 in Valencia, Venezuela

**Obtained:** Signed as Arizona's 15th-round selection in the 2009 First-Year Player Draft. **Signed by:** Miguel Nava/Marlon Urdaneta

**Career Notes:** **2010**—Opened the season with Mobile...transferred to Visalia on June 6...against left-handed pitching, batted .340 (16-for-47) with 4 doubles and 5 RBI...collected a season-high 3 hits on July 17 @ Bakersfield. **2009**—Connected for his first career homer on July 2, going 3-for-4 with 2 RBI vs. Spokane...strung together a season-long 7-game hit streak from July 12-19, batting .370 (10-for-27) over that stretch...hit a grand slam for a career-best 4 RBI on Aug. 18 @ Eugene. **2008**—Made his professional debut on May 31...hit safely in

his first 7 games...collected a season-high 4 hits on June 14...plated a season-high 3 runs on June 28...hit .300 (15-for-50) with 4 RBI against left-handed pitchers. **Personal**—Gerson Alejandro Montilla...resides in Valencia, Venezuela.

YEAR	CLUB	AVG.	G	AB	R	H	2B	3B	HR	RBI	SH	SF	HP	BB	SO	SB-CS	E
2008	Boca Chica (DSL)	.249	60	213	35	53	10	2	0	19	0	1	7	24	39	9-10	7
2009	Yakima (A)	.220	66	227	27	50	7	2	5	24	2	2	2	17	42	5-8	7
2010	Mobile (AA)	.180	20	50	6	9	4	0	0	4	2	0	0	5	10	0-0	2
	Visalia (A)	.247	56	170	20	42	9	0	1	16	7	1	5	13	50	3-0	5
Minor League Totals		.233	202	660	88	154	30	4	6	63	11	4	14	59	141	17-18	21

## MOORHOUSE, BRETT • Right-handed Pitcher

Ht: 6-1 Wt: 202 B/T: R/R Born: June 28, 1987 in Ft. Pierce, Fla.

**Obtained:** Signed as Arizona's ninth-round selection in the 2008 First-Year Player Draft on June 24, 2008.

**Signed by:** Ray Blanco

**Career Notes:** **2010**—As a reliever, went 2-0 with a 2.97 ERA (11 ER in 33.1 IP) allowing 31 hits and 11 runs while striking out 38...limited batters to a .224 (11-for-49) average with runners in scoring position...promoted to Reno on Sept. 4...tossed a scoreless inning of relief in his lone appearance with the Aces. **2009**—Tossed a season-high 8.0 innings on May 22 @ Burlington...over 5 starts in May, posted a 2.59 ERA (9 ER in 31.1 IP) with 17 strikeouts...struck out a season-high 7 batters on June 3 @ Dayton...won back-to-back starts on June 30 and July 5, allowing just 2 runs in 13.0 innings with 10 strikeouts...established career-highs with 131.1 innings pitched and 84 strikeouts. **2008**—Made his professional debut for Yakima before being transferred to Missoula on July 9...did not allow a run in back-to-back appearances for the Osprey on Aug. 2 and 5 over 3.0 innings...earned his first career victory on Aug. 31 vs. Billings with a career-high 5 strikeouts. **Personal**—Brett B. Moorhouse...resides in Ft. Pierce, Fla...graduated from Port St. Lucie High School, Port St. Lucie, Fla...played collegiately at Indian River CC, Ft. Pierce, Fla.

YEAR	CLUB	W-L	ERA	G	GS	SHO	SV	IP	H	R	ER	HR	HB	BB	SO	WP	BK
2008	Yakima (A)	0-1	13.50	2	0	0	0	2.2	5	4	4	0	0	2	1	0	0
	Missoula (R)	1-3	8.37	10	6	0	0	33.1	45	32	31	6	1	11	21	5	0
2009	South Bend (A)	5-14	4.52	25	25	0	0	131.1	148	78	66	9	10	42	84	3	0
2010	Visalia (A)	2-2	4.94	21	6	0	0	51.0	51	29	28	6	4	37	57	7	0
	Reno (AAA)	0-0	0.00	1	0	0	0	1.0	0	0	0	0	0	0	0	0	0
Minor League Totals		8-20	5.29	59	37	0	0	219.1	249	143	129	21	15	92	163	15	0

## MOSS, WESTLEY • Outfielder

Ht: 6-1 Wt: 162 B/T: R/R Born: July 17, 1988 in Irving, Texas

**Obtained:** Signed as Arizona's fourth-round selection in the 2010 First-Year Player Draft on July 8, 2010.

**Signed by:** Shawn Barton

**Career Notes:** **2010**—Rated by *Baseball America* as the D-backs' Fastest Runner and Best Defensive Player from the 2010 draft...made his professional debut on June 18 vs. Boise, going 2-for-4 with 2 runs scored...posted a .313 average (31-for-99) with 4 doubles, a triple and 12 RBI in 33 home games...recorded a season-high 4 hits on Aug. 6 vs. Eugene...recorded 15 multi-hit games. **Personal**—Westley Moss...resides in American Canyon, Calif...graduated from Irving Nimitz High School, Irving, Texas... played collegiately at University of Nevada.

YEAR	CLUB	AVG.	G	AB	R	H	2B	3B	HR	RBI	SH	SF	HP	BB	SO	SB-CS	E
2010	Yakima (A)	.244	67	213	28	52	6	2	0	15	5	1	11	20	57	21-6	1
Minor League Totals		.244	67	213	28	52	6	2	0	15	5	1	11	20	57	21-6	1

## MUNSON, KEVIN • Right-handed Pitcher

Ht: 6-5 Wt: 213 B/T: R/R Born: Jan. 3, 1989 in Edison, N.J.

**Obtained:** Signed as Arizona's fourth-round selection in the 2010 First-Year Player Draft on July 8, 2010.

**Signed by:** Shawn Barton

**Career Notes:** **2010**—Rated by *Baseball America* as having the Best Fastball and Best Secondary Pitch from the D-backs' 2010 draft...made his professional debut on July 15 vs. Kane County, tossing 1.0 scoreless inning of relief while striking out 2...earned 3 saves in as many opportunities...made 8 straight relief appearances tossing a season-high 11.1 consecutive scoreless innings while allowing 2 hits and striking out 9 from July 15-Aug. 11...promoted to Visalia on Sept. 6...in 1 relief appearance for the Rawhide, threw 0.2 innings while allowing 1 hit and 1 run. **Personal**—Kevin Lee Munson...resides in Roanoke, N.J...graduated from Cave Spring High School... played collegiately at James Madison University.

YEAR	CLUB	W-L	ERA	G	GS	SHO	SV	IP	H	R	ER	HR	HB	BB	SO	WP	BK
2010	South Bend (A)	2-0	1.10	12	0	0	0	3	16.1	8	2	2	1	0	5	17	1
	Visalia (A)	0-0	13.50	1	0	0	0	0.2	1	1	1	0	0	2	0	0	0
Minor League Totals		2-0	1.59	13	0	0	0	3	17.0	9	3	3	1	0	7	17	1

## NARODOWSKI, DAVID • Infielder

Ht: 5-9 Wt: 195 B/T: R/R Born: Aug. 4, 1988 in Vancouver, BC, Canada

**Obtained:** Signed as Arizona's 15th-round selection in the 2009 First-Year Player Draft on June 15, 2009.

**Signed by:** Joe Robinson

**Career Notes:** **2010**—Recorded a season-high 6-game hit streak while batting at a .389 clip (7-for-18) from May 9-16...collected 11 multi-hit games...notched a season-high-tying 3 hits, including a home run and 3 RBI, on July 18 @ Clinton...also made a pitching appearance, tossing 1.1 scoreless innings of relief on June 30 vs. West Michigan. **2009**—Led the organization's Short-Season clubs with 53 walks...made his professional debut on June 23 @ Helena...had a season-long 5-game hit streak from June 24-28, batting .473 (9-for-19) over that stretch...collected a season-high 4 hits on June 27 vs. Helena, including his first career multi-homer game...hit .298 (31-for-104) with 4 doubles, a triple, 6 homers and 14 RBI in 33 home games. **Personal**—David Janusz Narodowski...resides in Vancouver, BC, Canada...graduated from Sir Winston Churchill High School, Vancouver, BC... played collegiately at the University of Kansas.

YEAR	CLUB	AVG.	G	AB	R	H	2B	3B	HR	RBI	SH	SF	HP	BB	SO	SB-CS	E
2009	Missoula (R)	.233	66	206	40	48	5	1	7	22	1	2	4	53	47	7-5	20
2010	South Bend (A)	.223	88	264	27	59	13	0	3	19	3	2	5	35	63	5-5	14
Minor League Totals		.228	154	470	67	107	18	1	10	41	4	4	9	88	110	12-10	34

## NAVARRO, RAUL • Infielder

Ht: 5-11 Wt: 167 B/T: R/R Born: Feb. 5, 1992 in Los Llanos, San Pedro de Marconis, DR

**Obtained:** Signed as non-drafted free agent on March 15, 2009.

**Signed by:** Junior Noboa

**Career Notes:** **2010**—Was sixth in the organization and second on the team with a .305 average (74-for-243)...his 5 triples were second on the team, while his 39 runs and 74 hits ranked fourth...recorded a season-high 10-game hit streak from Aug. 12-23 while batting .390 (16-for-41) with 3 doubles, 10 RBI and 7 runs scored...notched 24 multi-hit games...collected a season-high 4 hits on Sept. 1 vs. Billings...posted a .329 average (27-for-82) with 5 doubles, 2 triples, 5 RBI and 15 runs scored in the month of July...recorded a .339 average (19-for-56) with 2 doubles, 3 RBI and 8 runs scored against left-handed pitchers. **2009**—Collected a career-high 4 hits on July 23 vs. DSL Orioles, going 4-for-4 with 3 doubles...connected for his first professional homer on July 13 @ DSL Indians...hit .294 (33-for-135) with 4 doubles, a triple, homer and 9 RBI against right-handed pitchers. **Personal**—Raul Navarro Perez...resides in San Pedro de Marcoris, DR.

YEAR	CLUB	AVG.	G	AB	R	H	2B	3B	HR	RBI	SH	SF	HP	BB	SO	SB-CS	E
2009	Boca Chica (DSL)	.280	67	271	43	76	12	1	1	11	1	0	4	35	42	12-8	30
2010	Missoula (R)	.305	63	243	39	74	11	5	2	28	2	0	2	18	41	2-3	26
Minor League Totals		.292	130	514	82	150	23	6	3	39	3	0	6	53	83	14-11	56

## NEWBY, KYLER • Right-handed Pitcher

Ht: 6-4 Wt: 248 B/T: R/R Born: Feb. 22, 1985 in Las Vegas, Nev.

**Obtained:** Signed as Arizona's 50th-round selection in the 2005 First-Year Player Draft on June 1, 2005.

**Signed by:** Steve Knetko

**Career Notes:** **2010**—Went 4-3 with a 3.45 ERA (34 ER in 88.2 IP) in 31 games (11 starts) with Mobile...recorded a season-high 10 strikeouts on two occasions: Aug. 9 vs. Jacksonville and Sept. 6 @ Huntsville...made 10 starts to finish the season after making just 1 start in his previous 20 appearances. **2009**—Made a career-high 52 appearances (2 starts) at Double-A Mobile and had a brief 1-game trip to the Majors...at Mobile, went 1-0 with 4 saves and a 2.84 ERA (12 ER in 38.0 IP) in 26 games prior to the All-Star break...with runners in scoring position, held opponents to a .186 average (13-for-70) with 17 RBI...pitched 2.0 innings or more in relief 15 times...recalled by the D-backs on May 21 then optioned to Mobile on May 22. **2008**—Posted a 4-3 record and 2.69 ERA with 16 saves in a team-high 46 appearances for Single-A Advanced Visalia...also led the Oaks with a .199 opponent's batting average and ranked fourth in the California League in saves...was 1-0 with a 1.60 ERA (6 ER in 33.2 IP) with 6 saves, 13 walks and 40 strikeouts on the road...named the D-backs' organization's Pitcher of the Month for June, converting 6 saves while holding a 0.66 ERA (1 ER in 13.2 IP) with 18 strikeouts in 9 games...earned saves in 4 straight outings from May 25-June 8, holding a 1.23 ERA (1 ER in 7.1 IP) with no walks and 7 strikeouts...struck out a season-high 7 batters over 3.0 innings on July 13 vs. Bakersfield. **2007**—Began the season on the Single-A South Bend roster on the disabled list with a sprained right elbow...reinstated from the disabled list on Aug. 1 and then transferred to Single-A Advanced Visalia...earned his only victory of the season on Aug. 14 at Inland Empire, allowing 1 run over in 1.0 inning...held right-handed batters to a .103 average (3-for-29). **2006**—Led Single-A South Bend with 11 saves...pitched 7 straight games with a victory or a save from June 5-July 6, holding an 0.77 ERA (1 ER in 11.2 IP) with 5 walks and 18 strikeouts...struck out 6 of 10 batters in 3.0 innings on June 2 vs. Lancaster and June 9 vs. Southwest Michigan...held right-handed batters to a .091 average (8-for-88). **2005**—Averaged 14.4 strikeouts per 9.0-innings, second-best among Northwest League relievers...led Short-Season A Yakima's relievers in strikeouts and innings pitched...notched a season-best 7 strikeouts in 4.0 scoreless frames during the season finale on Sept. 5 @ Tri-Cities...posted a 0.99 ERA (4 ER in 36.1 IP) over his final 18 outings. **Personal**—Kyler R. Newby...graduated from Bonanza High in Las Vegas in 2003 and played baseball at Mesa (Ariz.) Community College.

YEAR	CLUB	W-L	ERA	G	GS	CG	SHO	SV	IP	H	R	ER	HR	HB	BB	SO	WP	BK
2005	Yakima (A)	1-0	2.18	24	0	0	0	2	41.1	25	12	10	1	1	14	66	6	1
2006	South Bend (A)	6-1	2.05	28	0	0	0	11	44.0	22	10	10	0	0	19	64	3	1
2007	Visalia (A)	1-0	1.50	9	0	0	0	2	12.0	7	3	2	0	0	2	10	0	0
2008	Visalia (A)	4-3	2.69	46	0	0	0	16	67.0	49	23	20	4	1	30	86	6	0
2009	Mobile (AA)	2-3	3.99	42	2	0	0	4	65.1	67	34	29	10	2	24	48	8	1
2010	Mobile (AA)	4-3	3.45	31	11	0	0	0	88.2	75	35	34	11	3	28	104	7	0
Minor League Totals		18-10	2.97	180	13	0	0	35	318.1	245	117	105	26	7	117	378	30	3

## NICK, DAVID • Infielder

Ht: 6-1 Wt: 175 B/T: R/R Born: Feb. 3, 1990 in Newport Beach, Calif.

**Obtained:** Signed as Arizona's fourth-round selection in the 2009 First-Year Player Draft on June 11, 2009.

**Signed by:** Jeff Mouser

**Career Notes:** **2010**—Ranked second on the Silver Hawks with 124 hits, 12 stolen bases and tied for second with 7 triples while also ranking third on the team with 66 runs, 49 RBI and tied for third with 7 home runs...posted a .305 average (32-for-105) with 7 doubles, 2 triples, 2 home runs, 10 RBI and 16 runs scored in 27 games in July...collected two season-high-tying 9-game hit streaks, the first from July 10-21 (.351, 13-for-37) and the second from Aug. 2-10 (.333, 12-for-36). **2009**—Led the organization's Short-Season clubs with 16 stolen bases...made his professional debut on June 23 @ Helena...collected a season-high 3 RBI on July 2 vs. Great Falls and Sept. 1 @ Helena...drew 4 walks on July 8 vs. Casper...had a season-long 7-game hit streak from July 9-18, batting .333 (10-for-30) with 3 doubles, a triple, homer and 6 RBI...hit .323 (21-for-65) with 6 doubles, 2 homers and 7 RBI against left-handed pitchers...over 24 games in August, hit .313 (31-for-99) with 6 doubles, a triple, homer and 11 RBI...named to the Northwest League's All-Star team. **Personal**—David T. Nick...resides in Cypress, Calif...graduated from Cypress HS, Cypress, Calif.

YEAR	CLUB	AVG.	G	AB	R	H	2B	3B	HR	RBI	SH	SF	HP	BB	SO	SB-CS	E
2009	Missoula (R)	.286	66	273	46	78	18	3	6	35	4	1	6	22	49	16-8	8
2010	South Bend (A)	.251	128	495	66	124	22	7	7	49	3	4	10	41	97	12-7	14
Minor League Totals		.263	194	768	112	202	40	10	13	84	7	5	16	63	146	18-15	22

## ODEGAARD, CHRISTOPHER • Right-handed Pitcher

Ht: 6-2 Wt: 220 B/T: R/R Born: April. 17, 1987 in Waconia, Minn.

**Obtained:** Signed as Arizona's 23rd-round selection in the 2009 First-Year Player Draft on June 15, 2009.

**Signed by:** Mike Daughtry

**Career Notes:** **2010**—Was third on the Silverhawks with 38 relief appearances and tied for third with 3 holds...tossed 9.1 consecutive scoreless innings while allowing 3 hits and striking out 15 in 6 appearances in relief from April 11-May 2...struck out a season-high 6 batters and received his first win of the season while throwing 2.1 shutout innings of relief on April 24 @ West Michigan. **2009**—Led the organization's Short-Season clubs with 79.0 innings pitched while finishing tops on his team with 15 starts...made his professional debut on June 23 vs. Eugene with a season-high 6 strikeouts...earned his first win on July 13 vs. Salem-Keizer, allowing just 1 run over a season-



high tying 7.0 innings of work...had back-to-back quality starts in his final 2 games, allowing just 4 runs over 12.0 innings while fanning 9. **Personal**—Christopher Odegaard...resides in Glencoe, Minn...graduated from Glencoe-Silver Lake High School, Glencoe, Minn...played collegiately at Michigan State University Makato.

YEAR	CLUB	W-L	ERA	G	GS	CG	SHO	SV	IP	H	R	ER	HR	HB	BB	SO	WP	BK
2009	Yakima (A)	2-8	4.10	15	15	0	0	0	79.0	76	43	36	4	6	35	46	3	1
2010	South Bend (A)	5-3	3.42	38	0	0	0	1	68.1	58	33	26	3	3	33	73	7	0
Minor League Totals		7-11	3.79	53	15	0	0	1	147.1	134	76	62	7	9	68	119	10	1

## ORTIZ, ROBERTO • Outfielder

Ht: 5-11 Wt: 208 B/T: R/R Born: Oct. 28, 1988 in Santurce, PR

**Obtained:** Signed a First-Year Minor League Contract on Sept. 21, 2008.

**Signed by:** Junior Noboa

**Career Notes:** **2010**—Opened the season with the DSL Diamondbacks...collected a season-high 3 hits on June 8 @ DSL White Sox...transferred to Yakima on June 18...hit .309 (29-for-94) with 22 runs scored, 10 doubles and 17 RBI in 30 home games...hit safely in a season-long 9 straight games, 7 of which were multi-hit affairs, from June 22-July 1, batting .444 (16-for-36) over that stretch...plated a season-high 3 RBI on July 16 vs. Everett. **2009**—Led the D-backs DSL team with 18 stolen bases and 19 HBP's while ranking second on the team with 31 RBI...recorded a season-high 5-game hit streak from June 23-July 1 while batting at a .500 (10-for-20) clip...through 23 games in June, batted at a .306 (26-for-85) clip with 11 RBI and 12 runs scored...recorded a season-high-tying 3 hits and 2 stolen bases in a game vs. DSL Tigers on Aug. 1.

YEAR	CLUB	AVG.	G	AB	R	H	2B	3B	HR	RBI	SH	SF	HP	BB	SO	SB-CS	E
2009	Diamondbacks (DSL)	.262	66	237	28	62	5	2	0	31	4	2	19	25	51	18-3	5
2010	Diamondbacks (DSL)	.231	8	26	9	6	2	1	0	3	0	0	2	4	2	2-0	0
	Yakima (A)	.263	64	205	36	54	14	0	1	20	1	2	13	35	66	23-4	4
Minor League Totals		.261	138	468	73	122	21	3	1	54	5	4	34	64	119	43-7	9

## OWINGS, CHRIS • Infielder

### See non-roster invitees

## OWINGS, MICAH • Right-handed Pitcher

### See non-roster invitees

## OWINGS, JON MARK • Outfielder

Ht: 6-3 Wt: 210 B/T: R/R Born: April 4, 1985 in Lawrenceville, Ga.

**Obtained:** Signed a Non-First Year Minor League contract on Jan. 14, 2011.

**Career Notes:** **2010**—Did not play. **2009**—Spent the season on the disabled list with a right shoulder strain. **2008**—Batted .275 (117-for-425) in a career-high 123 games...the 117 hits also marked a career-high...tied for fifth among Braves minor leaguers with 29 doubles, tied for ninth with 16 home runs and 10th with 62 RBI...hit .342 (27-for-79) in 21 games during July...strung together a 10-game hitting streak from May 26-June 4, over which he hit .424 (14-for-33) with 2 home runs and 4 RBI...also had a 10-game hitting streak from April 24-May 4...matched his career-high with two 4-RBI games on June 2 and July 1...connected for homers in back-to-back games on April 26 and 28. **2007**—Hit .256 (103-for-403) with 16 home runs and 51 RBI in his first full season with Rome...his 16 long balls were fifth-most among Braves minor league players...hit home runs in back-to-back games on April 13 and 14 and April 16 and 17...matched his career-high with 4 RBI on June 17 and July 23...posted a 10-game hitting streak from July 20-30, over which he batted .311 (14-for-25)...had 30 multi-hit games, including three 3-hit games. **2006**—Tied for sixth among Braves minor league players with an .840 OPS and tied for eighth with 9 home runs...rated as the best outfield arm in the Braves system by *Baseball America*. **2005**—Ranked third in the Appalachian League with 12 home runs...went 3-for-5 with 2 homers and a career-high 4 RBI on July 5. **2004**—Made his professional debut with the GCL Braves...hit .226 (28-for-124) with a double, 3 triples, 3 home runs and 7 RBI in 44 games. **Personal**—Jon Mark Owings...resides in Gainesville, Ga...graduated from Gainesville (Ga.) High School...selected by the Atlanta Braves in the 17th round of the 2004 First-Year Player Draft.

YEAR	CLUB	AVG.	G	AB	R	H	2B	3B	HR	RBI	SH	SF	HP	BB	SO	SB-CS	E
2004	GCL Braves (R)	.226	44	124	14	28	1	3	3	7	0	0	1	13	38	5-1	1
2005	Danville (R)	.293	33	116	27	34	8	2	12	31	1	0	5	6	31	1-2	1
	Rome (A)	.286	2	7	2	2	1	0	0	1	0	0	0	1	0	0-0	1
2006	Rome (A)	.167	8	24	2	4	1	0	1	2	0	0	0	1	6	0-0	0
	GCL Braves (R)	.368	13	38	5	14	4	0	0	6	0	1	1	6	6	2-0	0
	Danville (R)	.284	42	162	28	46	12	1	8	29	0	3	3	13	32	2-1	2
2007	Rome (A)	.256	107	403	62	103	19	2	16	51	1	3	5	34	94	10-7	4
2008	Myrtle Beach (A)	.275	123	425	65	117	29	5	16	62	2	6	5	37	95	9-5	5
2009	Injured - Did not play																
2010	Did not play																
Minor League Totals		.268	372	1299	205	348	75	13	56	189	4	13	20	111	302	29-16	14

## PARKER, JARROD • Right-handed Pitcher

### See non-roster invitees

## PATTERSON, RYAN • Outfielder

Ht: 5-11 Wt: 205 B/T: R/R Born: May 2, 1983 in Dallas, Texas

**Obtained:** Signed a 1-year Minor League contract on Jan. 20, 2011.

**Career Notes:** **2010**—Released by the Detroit Tigers organization in March and did not play. **2009**—Released by the Toronto Blue Jays organization and played for Fort Worth of the Independent League. **2008**—Earned Eastern League Player of the Week honors for May 26-June 1 after batting .448 (13-for-29) with a double, 5 home runs and 10 RBI in 7 games...batted .300 (24-for-80) with 5 doubles, 3 home runs and 11 RBI in 26 games with the Phoenix Desert Dogs in the Arizona Fall League following the season. **2007**—Named the 10th best prospect in the Blue Jays organization following the season by *Baseball America*...hit .275 (22-for-80) with 3 doubles, a triple, 3 home runs and 7 RBI in 22 games with the Scottsdale Scorpions in the Arizona Fall League following the season. **2006**—Led the Florida State League with a .520 slugging percentage and home run once every 18.63 at-bats, while finishing fifth with 19 home runs...named the fourth best

prospect in the Blue Jays organization and 19th-best prospect in the FSL following the season by *Baseball America*...saw action in 31 games with Honolulu in the Hawaii Winter League following the season, batting .208 (20-for-96) with 6 doubles, a triple, 3 home runs and 13 RBI. **2005**—Led the New York-Penn League with 65 RBI, 40 extra-base hits, 163 total bases and a .595 slugging percentage while finishing second with 93 hits, tied for second with 23 doubles and 13 home runs, third with a .339 batting average and fourth with 52 runs scored and a home run once every 21.08 at-bats...named the 13th-best prospect in the Blue Jays organization and 17th-best prospect in the New York-Penn League following the season by *Baseball America*. **Personal**—Ryan Marcus Patterson...resides in Metairie, Louisiana...played collegiately at Louisiana State University and was tabbed as a Third-Team All-American by *Baseball America* in 2005...graduated from Rowlett High School in Rowlett, Texas.

YEAR	CLUB	AVG.	G	AB	R	H	2B	3B	HR	RBI	SH	SF	HP	BB	SO	SB-CS	E
2005	Auburn (A)	.339	71	274	52	93	23	4	13	65	3	5	3	21	53	5-2	4
2006	Dunedin (A)	.288	84	354	65	102	25	0	19	69	4	1	1	20	61	2-4	3
	New Hampshire (AA)	.257	49	187	19	48	14	1	6	20	2	1	2	13	50	2-0	4
2007	Dunedin (A)	.190	5	21	1	4	2	0	0	1	0	0	0	2	3	0-0	0
	New Hampshire (AA)	.267	111	446	53	119	27	0	18	68	1	4	1	23	102	1-4	4
2008	New Hampshire (AA)	.248	121	460	57	114	29	3	17	53	1	4	3	22	83	7-3	5
2009	Fort Worth (Ind.)	.284	95	391	61	111	27	1	12	66	0	7	3	27	63	11-1	3
Minor League Totals		.277	536	2133	308	591	147	9	85	342	11	22	13	128	415	28-14	23

#### PENA, FIDEL • Catcher

**Ht:** 5-10 **Wt:** 174 **B/T:** R/R **Born:** July 19, 1991 in Santo Domingo, DR

**Obtained:** Signed as a non-drafted free agent on Feb. 12, 2009.

**Signed by:** Junior Noboa

**Career Notes:** **2010**—Hit .417 (10-for-24) with 2 triples, a home run and 16 RBI with runners in scoring position...in 44 home games, hit .318 (14-for-44) with 8 runs scored, a double, triple and 9 RBI...strung together a season-long 7-game hitting streak from July 9-18, over which he hit .360 (9-for-25)...plated a season-high 3 RBI on three occasions: July 22 @ Orem, Aug. 26 @ Idaho Falls and Sept. 3 vs. Billings. **2009**—Collected a season-high 4 hits on June 24 vs. DSL Tigers...connected for his first professional homer on Aug. 13 vs. DSL Nationals...hit .290 (27-for-93) with 3 doubles, 2 triples, a homer and 26 RBI with runners on-base. **Personal**—Fidel Espinosa Pena...resides in Santo Domingo, DR.

YEAR	CLUB	AVG.	G	AB	R	H	2B	3B	HR	RBI	SH	SF	HP	BB	SO	SB-CS	E
2009	Boca Chica (DSL)	.267	51	202	38	54	6	2	1	26	2	4	4	26	33	5-3	8
2010	Missoula (R)	.272	33	103	12	28	2	2	1	16	2	0	1	9	15	1-2	7
Minor League Totals		.269	84	305	50	82	8	4	2	42	4	4	5	35	48	6-5	15

#### PENA, MIGUEL • Right-handed Pitcher

**Ht:** 6-0 **Wt:** 181 **B/T:** R/R **Born:** Sept. 18, 1990 in Tenares, DR

**Obtained:** Signed as a non-drafted free agent on June 3, 2005.

**Signed by:** Junior Noboa

**Career Notes:** **2010**—Won 3 consecutive games from July 31-Aug. 11, allowing 5 runs over 15.2 innings...recorded 5 strikeouts in 4 games...over 10 home starts, went 3-2 with a 2.22 ERA (13 ER in 52.2 IP) and .286 opponents average (60-for-210) with 23 walks and 31 strikeouts. **2009**—Finished 10th in the Northwest League with a 3.45 ERA...won 3 straight games from Aug. 29-Sept. 8, his longest such streak of the season...struck out a season-high 6 batters on Aug. 23 @ Ogden, while also tossing 6.0 scoreless innings...tossed a season-high 6.0 innings on three occasions: Aug. 2, Aug. 23 and Aug. 29. **2008**—Won 3 consecutive games from Aug. 29-Sept. 8, allowing just 6 earned runs over 16.0 innings of work...struck out a season-high 6 batters on Aug. 23...tossed a season-high 6.0 innings on three occasions: Aug. 2, Aug. 23 and Aug. 29. **2008**—Made his professional debut on June 5...tossed a season-high 7.0 innings on June 16, fanning 5 while allowing just 3 hits...held lefties to a .143 (3-for-21) average. **Personal**—Miguel Pena...resides in Tenares, DR.

YEAR	CLUB	W-L	ERA	G	GS	CG	SHO	SV	IP	H	R	ER	HR	HB	BB	SO	WP	BK
2008	D-backs/Reds (DSL)	2-1	2.70	4	4	0	0	0	20.0	15	10	6	2	3	5	18	4	0
2009	Missoula (R)	3-5	5.32	15	15	0	0	0	71.0	81	49	42	1	4	29	48	13	0
2010	Yakima (A)	4-6	3.45	15	15	0	0	0	75.2	87	44	29	2	10	32	47	9	2
Minor League Totals			10-16	4.69	43	43	0	0	192.0	215	135	100	8	23	82	131	31	3

#### PENA, WILY MO • Outfielder

See non-roster invitees

#### PEREZ, ROSSMEL • Catcher

See non-roster invitees

#### PERRY, BLAKE • Right-handed Pitcher

**Ht:** 6-5 **Wt:** 190 **B/T:** R/R **Born:** Feb. 3, 1992 in Danville, Ken.

**Obtained:** Signed as Arizona's sixth-round selection in the 2010 First-Year Player Draft on Aug. 16, 2010.

**Signed by:** George Swain

**Career Notes:** **2010**—Made his professional debut on Sept. 5 vs. Helena in his lone game with the Osprey, tossing a scoreless inning in the start. **Personal**—Blake Christian Perry...resides in Danville, Ken... graduated from The Pendleton School, Bradenton, Fla.

YEAR	CLUB	W-L	ERA	G	GS	CG	SHO	SV	IP	H	R	ER	HR	HB	BB	SO	WP	BK
2010	Missoula (R)	0-0	0.00	1	1	0	0	0	1.0	1	0	0	0	0	0	0	0	0
Minor League Totals			0-0	0.00	1	1	0	0	1.0	1	0	0	0	0	0	0	0	0

#### PILITTERE, P.J. • Catcher

See non-roster invitees

## PIMENTEL, JHOAN • Catcher

Ht: 5-10 Wt: 207 B/T: R/R Born: July 13, 1989 in Sombrero Bani, DR

**Obtained:** Signed as a non-drafted free agent, March 10, 2006.

**Signed by:** Junior Noboa

**Career Notes:** **2010**—Had 5 multi-hit games...hit .268 (11-for-41) with 5 doubles and 11 RBI with runners on base...established career-highs with 6 doubles and 11 RBI. **2009**—Played in 4 games with the Bears before being placed on the disabled list on July 13 with right UCL reconstruction. **2008**—Recorded a season-high 3 hits on Aug. 16. **2007**—Appeared in only 9 games for Yakima, reaching base safely in all of those games, including 8 by way of a hit. **Personal**—Jhoan Pimentel...resides in Sombrero Bani, DR.

YEAR	CLUB	AVG.	G	AB	R	H	2B	3B	HR	RBI	SH	SF	HP	BB	SO	SB-CS	E
2006	Boca Chica (DSL)	.195	31	77	4	15	1	0	0	8	1	1	1	11	14	1-2	2
2007	Yakima (A)	.321	9	28	6	9	1	0	0	2	1	0	0	3	4	0-0	1
2008	Yakima (A)	.185	36	108	7	20	4	0	0	6	2	0	0	5	25	1-2	2
2009	Yakima (A)	.250	4	8	1	2	0	0	0	0	0	0	0	1	2	0-0	0
2010	Yakima (A)	.186	46	97	6	18	6	0	0	11	0	1	0	9	18	1-0	0
Minor League Totals		.208	129	327	25	68	13	0	0	29	4	2	1	29	65	3-4	5

## PIZZICONI, ANDREA • Right-handed Pitcher

Ht: 6-0 Wt: 236 B/T: R/R Born: Oct. 4, 1991 in Anzio, Italy

**Obtained:** Signed as a non-drafted free agent on Sept. 11, 2009.

**Signed by:** Rene Saggiadi

**Career Notes:** **2010**—Opened the season with Yakima...made 3 consecutive starts from July 6-17 and Aug. 3-14, allowing just 3 runs over 23.0 innings in those games...struck out a season-high 4 batters on two occasions: July 6 vs. Tri-City and Aug. 14 @ Eugene...transferred to Missoula on Aug. 18...made 4 relief appearances with the Osprey...tossed 2.0 scoreless innings on Aug. 28 @ Casper. **Personal**—Andrea Pizziconi...resides in Nettuno, Rome, Italy.

YEAR	CLUB	W-L	ERA	G	GS	CG	SHO	SV	IP	H	R	ER	HR	HB	BB	SO	WP	BK
2010	Yakima (A)	2-0	1.59	13	6	0	0	0	39.2	29	7	7	4	1	15	22	4	0
	Missoula (R)	0-1	6.75	4	0	0	0	0	9.1	12	7	7	1	1	4	5	1	0
Minor League Totals		2-1	2.57	17	6	0	0	0	49.0	41	14	14	5	2	19	27	5	0

## POLLOCK, A.J. • Outfielder

### See non-roster invitees

## QUEZADA, RAFAEL • Right-handed Pitcher

Ht: 6-3 Wt: 210 B/T: R/R Born: Nov. 21, 1986 in Santo Domingo, DR

**Obtained:** Signed as a non-drafted free agent on Feb. 26, 2008.

**Signed by:** Junior Noboa

**Career Notes:** **2010**—Over 7 games in August, posted a 3.14 ERA (5 ER in 14.1 IP) and .293 opponents average (17-for-58) with 6 walks and 10 strikeouts...tossed a season-high 3.1 innings on two occasions: Aug. 14 @ West Michigan and Aug. 28 @ Lake County...also struck out a season-high 4 batters on Aug. 28...allowed just 1 earned run over his final 5 games, a span of 9.0 innings. **2009**—Struck out a season-high 5 batters in back-to-back games on Aug. 6 and 11...tossed a season-high 5.2 innings on Aug. 6 @ Vancouver...over 6 games (4 starts) in August, posted a 3.97 ERA (10 ER in 22.2 IP) with 22 strikeouts...did not allow an earned run in 3 straight appearances from Aug. 25-Sept. 2. **2008**—Earned his first win in his first start of the season on June 21, tossing 5.0 shutout innings, allowing 1 hit and 2 walks while striking out 4...struck out a season-high 7 over 5.0 innings on Aug. 3, allowing 1 run off 3 hits...allowed 9 runs off 10 hits with a walk and 4 strikeouts over 5.0 innings on July 1. **2007**—Went 3-0 with a 2.62 ERA over his first 9 starts from June 4-July 21...tossed 6.0 shutout innings on July 16, allowing only 1 hit while striking out a season-high 11...in his next start on July 21, he tossed another 5.0 shutout innings, allowing 1 hit. **Personal**—Rafael Quezada Santana...resides in Santo Domingo, DR.

YEAR	CLUB	W-L	ERA	G	GS	CG	SHO	SV	IP	H	R	ER	HR	HB	BB	SO	WP	BK
2006	Boca Chica (DSL)	1-0	5.93	8	2	0	0	0	13.2	17	16	9	1	2	16	13	4	0
2007	Boca Chica (DSL)	3-2	3.74	14	13	0	0	0	67.1	65	31	28	0	4	33	55	9	0
2008	Missoula (R)	2-8	8.17	16	15	0	0	0	68.1	85	64	62	11	13	36	53	4	0
2009	Yakima (A)	0-7	6.13	17	13	0	0	0	61.2	79	57	42	4	6	42	40	10	0
2010	South Bend (A)	1-0	5.77	35	0	0	0	0	53.0	72	39	34	6	2	32	27	5	2
Minor League Totals		7-20	6.13	94	46	0	0	0	277.1	336	223	189	25	29	166	196	37	2

## RAHL, CHRIS • Outfielder

Ht: 5-10 Wt: 182 B/T: R/R Born: Dec. 5, 1983 in Morristown, N.J.

**Obtained:** Signed as Arizona's fifth-round selection in the 2005 free agent draft on June 14, 2005.

**Signed by:** Greg Lonigro

**Career Notes:** **2010**—Had a season-long 9-game hitting streak from April 27-May 6, over which he hit .351 (13-for-37)...over 18 games in July, hit .365 (19-for-52) with 13 runs scored, 5 doubles, a triple, 3 home runs and 9 RBI...recorded a season-high 4 hits on Aug. 7 vs. Nashville...hit .367 (36-for-98) with 18 runs scored, 9 doubles, 4 home runs and 17 RBI against left-handed pitchers. **2009**—Collected a season-high 3 doubles on May 28 vs. Jacksonville...hit safely in a season-high 9 straight games from July 1-11, batting .300 (12-for-40) over that stretch...recorded a season-high 4 hits on Aug. 5 @ Birmingham...led the team with 72 runs scored, 9 triples and a .407 slugging percentage...his 9 triples were also third in the Southern League...established a new career-high with 20 stolen bases. **2008**—Hit safely in 9 straight games from May 20-28, batting .438 (14-for-32) with 7 runs scored, 5 doubles, a home run and 5 RBI...had a season-high 3 hits on July 26 @ Jacksonville. **2007**—Connected for a home run in 3 straight games on April 29, 30 and May 1 for Mobile...had a season-high 4 RBI on Aug. 23 against Tennessee...collected a career-high 5 hits in the final game of the season on Sept. 2 @ Mississippi, going 5-for-6 with a double and 3 runs...hit .303 (43-for-142) off right-handers...drove in 12 runs and hit .500 (6-for-12) with bases loaded...in 22 day games, hit .329 (25-for-76) with 9 doubles, 3 home runs and 14 RBI. **2006**—Led the organization in at-bats, hits, total bases and doubles...named to the California League's mid-season and end of season All-Star teams...collected 3 separate 10-game hit streaks...named Player of the Week for April 25-30. **2005**—Ranked third in the Northwest League in triples...led the league with 4 outfield double plays...connected for his first professional homer on Aug. 6 against Everett...season came to an early end after jamming his right shoulder while sliding head first into second base on Aug. 7 @ Tri-City...MRI results revealed a small tear requiring arthroscopic surgery. **Personal**—Christopher Miller Rahl...resides in Williamsburg, Va... graduated from Great Bridge High School, Great Bridge Va... played collegiately at William and Mary University.

YEAR	CLUB	AVG.	G	AB	R	H	2B	3B	HR	RBI	SH	SF	HP	BB	SO	SB-CS	E
2005	Yakima (A)	.269	47	182	29	49	12	5	1	10	3	0	1	12	44	10-5	1
2006	Lancaster (AA)	.327	131	568	101	186	44	8	13	83	0	5	5	35	119	19-10	7
2007	Mobile (AA)	.259	119	432	64	112	26	5	8	51	3	5	3	15	87	15-5	3
2008	Mobile (AA)	.216	116	421	47	91	25	2	6	25	0	1	2	26	115	18-12	4
2009	Mobile (AA)	.280	125	435	72	122	22	9	5	48	0	5	3	34	104	20-7	1
2010	Reno (AAA)	.291	87	251	44	73	15	2	8	32	2	3	5	20	63	8-7	1
	Mobile (AA)	.314	20	51	12	16	2	1	1	9	0	0	0	2	9	2-2	0
Minor League Totals		.277	645	2340	369	649	146	32	42	258	8	19	19	144	541	92-48	17

## RANSOM, CODY • Infielder See non-roster invitees

### REAGAN, MILES • Right-handed Pitcher

Ht: 6-2 Wt: 201 B/T: R/R Born: Nov. 16, 1990 in San Diego, Calif.

**Obtained:** Signed as Arizona's seventh-round selection in the 2008 free agent draft on June 8, 2008.

**Signed by:** Jim Dedrick

**Career Notes:** **2010**—Tossed a season-high 5.2 innings on July 13 vs. Everett...made 8 starts from June 22-July 29...over 6 games in August, went 1-0 with a 2.84 ERA (4 ER in 12.2 IP) and .195 opponents average (8-for-41) with 9 walks and 12 strikeouts...strung together a 7.0 inning scoreless streak from Aug. 9-21...struck out a season-high 4 batters on Aug. 26 vs. Spokane. **2009**—Tossed a season-high 2.0 innings on June 27 and Sept. 8...did not allow a run over his final 2 games, fanning 2 in 3.0 innings...opponents hit just .175 (7-for-40). **2008**—Began professional career as a starter before moving to the bullpen on July 16...had a season-high 7 strikeouts on July 10 vs. Casper...had 3 straight outings without allowing an earned run from July 25-31, tossing 4.0 innings. **Personal**—Miles Thomas George Reagan...resides in Lakeside, Calif...graduated from El Capitan High School.

YEAR	CLUB	W-L	ERA	G	GS	CG	SHO	SV	IP	H	R	ER	HR	HB	BB	SO	WP	BK
2008	Missoula (R)	0-4	7.31	17	5	0	0	0	32.0	31	30	26	2	2	33	38	8	0
2009	Missoula (R)	0-1	11.91	10	0	0	0	0	11.1	7	17	15	2	2	15	11	6	0
2010	Yakima (A)	2-4	5.77	15	8	0	0	0	43.2	43	34	28	5	11	30	31	7	0
Minor League Totals		2-9	7.14	42	13	0	0	0	87.0	81	81	69	9	15	78	80	21	0

### REED, MARK • Catcher

Ht: 5-11 Wt: 175 B/T: L/R Born: April 13, 1986 in Upland, Calif.

**Obtained:** Signed a 1-year Minor League Free Agent contract on Jan. 25, 2011.

**Career Notes:** **2010**—Split time between Daytona and Tennessee...spent the majority of the season with Daytona...hit .296 (40-for-135) with 15 runs scored, 6 doubles, a triple, 2 home runs and 15 RBI after the All-Star break with Daytona...in 8 plate appearances with the bases loaded between the two teams, collected 5 hits (.625 batting average)...made his pitching debut with Daytona on Aug. 4 @ Jupiter. **2009**—Opened the season with Daytona...collected a season-high 3 hits on April 17 @ Lakeland...transferred to Tennessee on May 27...transferred back to Daytona on Aug. 4. **2008**—Opened the season with Daytona...transferred to Tennessee on June 29...placed on the disabled list with a finger fracture in his left hand on July 8...played in 4 rehab games with Mesa before being reinstated on Aug. 11...hit .343 (12-for-35) with 3 runs scored, a double, triple and 5 RBI in 10 games during August...collected a career-high 5 hits and 5 RBI on Aug. 13 vs. Birmingham. **2007**—Spent the entire season with Daytona...hit .261 (12-for-46) with 8 runs scored and a double in 15 games during April...collected a season-high 2 doubles on two occasions: July 11 @ Lakeland and Aug. 10 @ Clearwater. **2006**—Hit .304 (24-for-79) with 2 doubles, a home run and 5 RBI against left-handed pitchers...posted his best numbers in June, batting .313 (30-for-96) with 15 runs scored, 4 doubles and 13 RBI in 24 games. **2005**—Opened the season with Peoria...transferred to Boise on May 1 and spent the remainder of the season with the Hawks...hit safely in 5 of his first 6 games with Boise, 4 of which were multi-hit affairs...hit .295 (13-for-44) with 10 runs scored, 6 doubles, 2 home runs and 5 RBI as the designated hitter. **2004**—Made his professional debut with the AZL Cubs...hit .351 (13-for-37) with 5 doubles, a triple, home run and 7 RBI in 10 games. **Personal**—Mark G. Reed...resides in La Verne, Calif...graduated from Bonita (Calif.) High School.

YEAR	CLUB	AVG.	G	AB	R	H	2B	3B	HR	RBI	SH	SF	HP	BB	SO	SB-CS	E
2004	Mesa (R)	.351	10	37	5	13	5	1	1	7	0	0	1	4	8	0-1	1
2005	Peoria (A)	.135	14	52	2	7	1	1	0	6	0	0	1	1	12	0-0	1
	Boise (A)	.250	55	184	32	46	10	0	4	18	2	0	1	15	53	7-5	7
2006	Peoria (A)	.252	101	349	47	88	12	0	2	30	5	0	5	26	82	14-9	4
2007	Daytona (A)	.184	88	228	25	42	8	1	0	18	4	0	1	13	57	6-6	8
2008	Daytona (A)	.256	48	129	15	33	5	2	1	11	2	0	0	17	38	2-4	3
	Tennessee (AA)	.317	18	63	9	20	3	1	1	11	1	0	0	4	15	0-0	4
	Mesa (R)	.125	4	8	0	1	0	0	0	0	0	0	0	1	3	0-0	0
2009	Daytona (A)	.190	54	168	13	32	6	2	0	13	4	1	3	12	50	1-2	6
	Tennessee (AA)	.160	28	75	5	12	1	0	0	9	1	1	0	1	20	0-0	0
2010	Daytona (A)	.245	65	212	20	52	7	2	2	20	4	1	3	10	54	4-1	3
	Tennessee (AA)	.438	6	16	1	7	1	0	0	3	1	0	0	3	4	1-0	1
Minor League Totals		.232	491	1521	174	353	59	10	11	146	24	3	15	107	396	35-27	38

### ROBINSON, GREGORY • Right-handed Pitcher

Ht: 6-2 Wt: 236 B/T: R/R Born: July 17, 1987 in Wilmington, Ohio

**Obtained:** Signed as Arizona's 32nd-round selection in the 2010 First-Year Player Draft on June 13, 2010.

**Signed by:** Frankie Thon

**Career Notes:** **2010**—Made his professional debut on June 21 @ Everett...struck out a season-high 4 batters on June 23 @ Everett...tossed a season-high 3.0 scoreless innings on July 6 vs. Tri-City...in 13 road games, posted a 3-1 record and 2.08 ERA (5 ER in 21.2 IP) with 8 walks and 29 strikeouts...held lefties to a .156 average (7-for-45) with 2 doubles, 5 RBI, 6 walks and 17 strikeouts. **Personal**—Gregory Wayne Robinson...resides in Wilmington, Ohio...graduated from Wilmington High School...played collegiately at Wright State University.

YEAR	CLUB	W-L	ERA	G	GS	CG	SHO	SV	IP	H	R	ER	HR	HB	BB	SO	WP	BK
2010	Yakima (A)	7-3	4.24	25	0	0	0	0	40.1	34	23	19	3	2	17	46	8	0
Minor League Totals		7-3	4.24	25	0	0	0	0	40.1	34	23	19	3	2	17	46	8	0

## RODRIGUEZ, ROBERTO • Outfielder

**Ht:** 5-10 **Wt:** 166 **B/T:** L/L **Born:** March 22, 1989 in Santo Domingo, DR

**Obtained:** Signed as a non-drafted free agent on Nov. 1, 2005.

**Signed by:** Junior Noboa

**Career Notes:** **2010**—Went 3-for-4 with a home run and 2 RBI in his first game of the season on June 21 vs. Helena...had a season-high 8-game hitting streak from Aug. 6-14 over which he hit .313 (10-for-32)...batted .500 (9-for-18) in day games. **2009**—Led the team with 13 stolen bases...recorded back-to-back multi-hit games on June 30 and July 1...collected a season-high 3 hits on Aug. 23 @ Tri-City...tied his career-high with 11 RBI. **2008**—Hit safely in 6 straight games from June 19-29, batting .348 (8-for-23) with 5 runs scored and a RBI...had a season-high 3 hits on Aug. 27 @ Boise. **2007**—Scored a season-high 3 runs on June 19 vs. the DSL Blue Jays...had a season-high 3 hits on July 21 vs. the DSL Blue Jays. **2006**—Had a hit in 4 of 5 games from June 21-27. **Personal**—Roberto Alejandro Rodriguez...resides in Santo Domingo, DR.

YEAR	CLUB	AVG.	G	AB	R	H	2B	3B	HR	RBI	SH	SF	HP	BB	SO	SB-CS	E
2006	Boca Chica (DSL)	.103	41	97	8	10	3	0	0	6	0	0	3	12	42	2-3	3
2007	Boca Chica (DSL)	.240	54	179	34	43	5	3	1	9	5	0	3	34	41	4-4	6
2008	Yakima (A)	.183	47	153	15	28	5	1	1	11	7	0	3	18	52	2-3	1
2009	Yakima (A)	.162	58	142	14	23	5	1	0	11	2	1	2	12	48	13-1	4
2010	Missoula (R)	.309	69	278	57	86	16	6	7	31	1	1	4	19	70	13-3	6
Minor League Totals		.224	269	849	128	190	34	11	9	68	15	2	15	95	253	34-14	20

## ROEMER, WES • Right-handed Pitcher

**Ht:** 5-11 **Wt:** 188 **B/T:** R/R **Born:** Oct. 7, 1986 in Los Angeles, Calif.

**Obtained:** Signed as Arizona's sandwich pick (50th overall) in the 2007 First-Year Player Draft on July 23, 2007. **Signed by:** Mike Baca

**Career Notes:** **2010**—Split time between Double-A Mobile and Triple-A Reno...opened the season with Mobile and went 2-1 with a 2.39 ERA (14 ER in 52.2 IP) in 8 starts before being promoted to Reno on May 18...had a stint on the disabled list from July 30-Aug. 25 with a right forearm strain. **2009**—Established a new career-high with a combined 165.1 innings of work...opened the season with Single-A Advanced Visalia, where he made 6 starts and posted a 2.05 ERA (7 ER in 30.2 IP) with 18 strikeouts...in April, went 2-0 with a 1.83 ERA (4 ER in 19.2 IP), fourth in the league...promoted to Double-A Mobile on May 11...tossed a 5.0-inning complete game on May 17 vs. Huntsville...won back-to-back starts on July 3 and 10 and Aug. 24 and 30...tossed a season-high 8.0 innings on Aug. 24 vs. Jacksonville, allowing just 3 earned runs while fanning 9. **2008**—At Single-A Advanced Visalia, finished second with 28 starts, 162.2 innings pitched and 122 strikeouts, which ranked fifth in the California League...his 34 strikeouts in April tied for third in the league...earned his first win of the season on April 4 @ Inland Empire, allowing 2 runs (1 earned) off 6 hits with 3 walks and 5 strikeouts...earned back-to-back victories on July 2 vs. Lake Elsinore and July 7 @ Modesto...had a season-high 8 strikeouts on April 30 vs. Stockton and July 23 vs. Modesto. **2007**—At Short-Season A Yakima, held opponents to a .234 average (11-for-47) with 2 walks and 18 strikeouts...lefties hit .118 (2-for-17) and righties batted .300 (9-for-30)...in August, went 1-0 with a 2.70 ERA (3 ER in 10.0 IP) and 14 strikeouts in 6 games...had a season-high 4 strikeouts in 2.0 innings on Aug. 21 vs. Salem-Kiezer...got the win on Aug. 25 vs. Boise, allowing 1 run with 2 strikeouts over 2.0 frames. **Personal**—Wesley William Roemer...graduated from Glendora (Calif.) High School...played collegiately at Cal State Fullerton from 2005-07, helping lead them to the College World Series in 2006-07...as a freshman, earned Collegiate Baseball All-Freshman honors...as a sophomore, earned co-National Player of the Year honors from Collegiate Baseball...earned Big West Pitcher of the Year and Big West First-Team All-Conference honors...named First-Team All-America honors from Baseball America, Collegiate Baseball, NCBWA, ABCA and Rivals.com...as a junior, earned NCBWA Third-Team All-America honors...played for the U.S. National Team in 2006.

YEAR	CLUB	W-L	ERA	G	GS	CG	SHO	SV	IP	H	R	ER	HR	HB	BB	SO	WP	BK
2007	Yakima (A)	1-0	4.50	8	0	0	0	0	12.0	11	6	6	1	1	2	18	1	0
2008	Visalia (A)	7-12	4.59	28	28	1	0	0	162.2	199	95	83	25	12	33	122	7	1
2009	Visalia (A)	3-1	2.05	6	6	0	0	0	30.2	33	14	7	0	1	13	18	0	0
	Mobile (AA)	9-9	4.28	22	22	1	0	0	134.2	132	71	64	13	9	43	98	3	2
2010	Mobile (AA)	2-1	2.39	8	8	1	1	0	52.2	52	15	14	5	3	11	43	1	0
	Reno (AAA)	2-6	7.03	14	12	0	0	0	71.2	90	61	56	17	2	39	57	3	1
Minor League Totals		24-29	4.46	86	76	3	1	0	464.1	517	262	230	61	28	141	356	15	4

## ROGERS, ED • Infielder

**Ht:** 6-1 **Wt:** 185 **B/T:** R/R **Born:** Aug. 29, 1978 in San Pedro de Macoris, DR

**Obtained:** Signed by the Arizona Diamondbacks as a minor league free agent on Dec. 22, 2009.

**Career Notes:** **2010**—Spent the entire season with Triple-A Reno and hit .282 (126-for-447) with 65 runs scored, 22 doubles, 7 triples, 6 home runs and 59 RBI in 121 games, including 32 multi-hit affairs...hit .333 (42-for-126) with 8 doubles, 2 triples and 13 RBI against left-handed pitchers...in 64 road games, hit .302 (75-for-248) with 12 doubles, 4 triples, 4 home runs and 32 RBI...hit .324 (70-for-216) with 11 doubles, 3 triples, 2 home runs and 56 RBI with runners on base...had a season-high 4 hits on April 23 @ Fresno...had a season-long 13-game hitting streak from July 11-31, over which he hit .346 (18-for-52) with 4 doubles, 2 home runs and 5 RBI...posted his best offensive numbers over 23 games in July, batting .312 (29-for-93) with 17 runs scored, 5 doubles, 2 triples, 2 home runs and 11 RBI. **2009**—At Triple-A Reno, hit .303 (20-for-66) with 8 doubles, 2 homers and 39 RBI with runners in scoring position...went 5-for-6 with 3 doubles, 2 RBI and 5 runs scored on June 4 @ Tacoma...hit .333 (23-for-69) with 6 doubles and 11 RBI over 19 games in June...placed on the disabled list on July 4 with a right ring finger laceration...reinstated from the disabled list on July 16...following the season, played for Estrellas de Oriente in the Dominican Winter League...in 23 games, hit .283 (17-for-60) with 6 doubles and 7 RBI. **2008**—Opened the season with Double-A Harrisburg, where he played in 7 games before being transferred to Triple-A Columbus on April 11...had a 7-game hit streak (.348, 8-for-23) from July 7-13. **2007**—Scored a season-high 3 runs on April 23...had a 10-game hit streak (.342, 13-for-38) from May 21-31. **2006**—Appeared in 17 games for the Baltimore Orioles and also played in 86 games for Triple-A Ottawa...opened the season



at Ottawa, where he hit .347 (42-for-121) with 5 doubles, 3 homers and 28 RBI with runners on base and vs. lefties, hit .352 (31-for-88) with 9 doubles and 6 RBI...opened the season at Ottawa, went 4-for-4 on April 25 vs. Charlotte...recalled by the Orioles on May 13 and hit .200 (5-for-25) with 2 RBI in 17 games...transferred to Ottawa on July 8...had a season-long 14-game hit streak (.444, 28-for-63) from July 15-29. **2005**—At Triple-A Ottawa, ranked second on the team with 125 games played...collected a season-high 4 hits on July 15...hit 3 of his 7 homers during a 4-game stretch from Aug. 4-9...had a season-long 7-game hit streak (.419, 13-for-31) from Aug. 30-Sept. 5...selected by the Orioles on Sept. 6 and appeared in 8 games...collected his first career Major League hit with a 2-run home run in the ninth inning off Alan Embree on Sept. 26 vs. Yankees. **2004**—Led Double-A Bowie with 33 doubles and finished second with 124 games played...in the Eastern League, tied for second with 15 sacrifice bunts tied for sixth with 33 doubles...had a season-long 7-game hit streak (.296, 8-for-27) from April 30-May 6...in May, hit .352 (38-for-108) with 9 doubles, a homer and 13 RBI over 27 games. **2003**—His 27 stolen bases at Double-A Bowie ranked second in the Orioles organization...placed on the disabled list on June 16 with a sprained left ankle...reinstated from the disabled list on June 29...connected for a grand slam on Aug. 1 vs. New Britain. **2002**—At Double-A Bowie, hit .299 (58-for-194) with 14 doubles, 7 homers and 53 RBI with runners on base...collected a season-high 4 hits on May 3 @ Altoona...had a season-high 11-game hit streak (.356, 16-for-45) from July 14-24...scored at least 1 run in 7 consecutive games from Aug. 12-18...recalled by the Orioles on Sept. 3...made his Major League debut on Sept. 5 vs. Texas as a defensive replacement at shortstop in the sixth inning...in the bottom of the eighth inning, grounded out in his first career at-bat. **2001**—Started the season with Double-A Bowie before being transferred to Single-A Frederick on June 8...at Frederick, hit .303 (23-for-76) with 4 doubles, 2 triples, 2 homers and 31 RBI with runners in scoring position...in his first 18 games with Frederick, had 9 multi-hit games...had a season-long 6-game hit streak (.423, 11-for-26) from June 23-July 1. **2000**—Opened the season on the disabled list with a sprained left thumb...reinstated from the disabled list on April 22 and assigned to Single-A Delmarva...hit .414 (24-for-58) over a 13-game stretch from April 29-May 17...had a stolen base in 4 consecutive games from May 5-13...promoted to Double-A Bowie on June 2 and did not commit an error in his 13 games with the Baysox...placed on the disabled list on Aug. 8 with an intercostal rib strain and missed the remainder of the season. **1999**—Led the Gulf Coast League in hits, walks and stolen bases, while finishing second in runs, games and at-bats...had a season-high 11-game hit streak (.436, 17-for-39) from July 5-15. **1998**—Played for the Orioles team in the Dominican Summer League. **Personal**—Edward Antonio (Ed) Rogers.

YEAR	CLUB	AVG.	G	AB	R	H	2B	3B	HR	RBI	SH	SF	HP	BB	SO	SB-CS	E
1998	DSL Orioles (R)	.289	58	194	33	56	9	2	2	27	2	3	2	26	29	8-5	
1999	GCL Orioles (R)	.288	53	177	34	51	5	1	1	19	4	2	4	23	22	20-3	10
2000	Delmarva (A)	.274	80	332	46	91	14	5	5	42	10	3	0	22	63	27-6	19
	Bowie (AA)	.286	13	49	4	14	3	0	1	8	0	1	0	3	15	1-1	0
2001	Bowie (AA)	.199	53	191	11	38	10	1	0	13	4	0	2	6	40	10-2	10
	Frederick (A)	.260	73	292	39	76	20	3	8	41	2	2	8	14	47	18-6	14
2002	Bowie (AA)	.261	112	422	59	110	26	2	11	57	5	6	10	16	70	14-4	20
	BALTIMORE	.000	5	3	0	0	0	0	0	0	0	0	0	0	0	0-0	0
2003	Aberdeen (A)	.357	3	14	2	5	2	0	1	6	0	1	0	0	2	0-0	1
	Bowie (AA)	.212	97	340	48	72	13	1	6	35	7	3	6	12	64	27-8	17
2004	Bowie (AA)	.284	124	482	71	137	32	1	4	37	15	1	4	37	78	20-7	13
2005	Ottawa (AAA)	.262	125	431	52	113	21	3	7	48	5	1	1	17	66	14-6	17
	BALTIMORE	1.000	8	1	4	1	0	0	1	2	0	0	0	0	0	0-2	0
2006	BALTIMORE	.200	17	25	1	5	0	0	0	2	0	1	0	0	3	0-0	2
	Ottawa (AAA)	.298	86	339	40	101	18	1	5	30	4	2	1	13	52	12-7	10
2007	Pawtucket (AAA)	.249	111	405	41	101	16	0	6	35	6	4	5	20	66	9-5	14
2008	Harrisburg (AA)	.148	7	27	2	4	0	0	0	0	2	0	0	0	2	0-0	1
	Columbus (AAA)	.269	97	297	34	80	12	0	5	23	10	2	6	12	47	15-10	7
2009	Reno (AAA)	.280	69	254	44	71	18	0	4	42	6	8	2	14	42	10-3	8
2010	Reno (AAA)	.282	121	447	65	126	22	7	6	59	12	6	10	36	70	12-5	14
Minor League Totals		.266	1282	4693	625	1246	241	27	72	522	94	45	61	271	775	217-78	175
Major League Totals		.207	30	29	5	6	0	0	1	4	0	1	0	0	3	0-2	2

## ROSARIO, DIOGENES • Right-handed Pitcher

Ht: 6-0 Wt: 185 B/T: R/R Born: Sept. 1, 1988 in San Rafael Del Yuma, DR

**Obtained:** Signed as a non-drafted free agent on May 30, 2007.

**Signed by:** Junior Noboa/Jose Ortiz

**Career Notes:** **2010**—Earned his first win on April 22 vs. Bowling Green, tossing 2.1 scoreless innings with 2 strikeouts...was 2-0 with a 0.53 ERA (1 ER in 17.0 IP) in 5 appearances during May...tossed a season-high 6.0 innings on July 26 vs. Wisconsin. **2009**—Picked up the win on June 30 after tossing 3.0 scoreless innings @ Great Falls...had a 16.0 inning scoreless streak with 21 strikeouts from July 3-Aug. 7...secured back-to-back saves on July 8 and 11, fanning 4 over 2.0 innings...struck out a season-high 5 batters on July 20 @ Idaho Falls...over 6 games in July, did not allow a run over 12.0 innings while striking out 15 and converting 2 save opportunities. **2008**—Began the season as a starter, going 0-3 with a 2.50 ERA (5 ER in 18.0 IP) before moving to the bullpen on June 23, where he would go 4-4 with a 3.86 ERA (18 ER in 42.0 IP) with 2 saves...did not allow an earned run in his last 4 appearances of the season, including a season-high 6-strikeout performance on Aug. 14 @ DSL Yankees. **2007**—Started the season as a starter, going 2-2 with a 4.25 ERA (17 ER in 36.0 IP) before moving to the bullpen on July 21 where he would go 1-0 with a 7.94 ERA (5 ER in 5.2 IP)...had a season-high 4 strikeouts 3 times, all as a starter - June 18 vs. DSL Twins, June 29 vs. DSL Rockies and July 11 vs. DSL Indians. **Personal**—Diogenes Rosario...resides in Higüey, La Altagracia, DR...graduated from Glendora High School, Glendora, Calif...played collegiately at Cal State - Fullerton.

YEAR	CLUB	W-L	ERA	G	GS	CG	SHO	SV	IP	H	R	ER	HR	HB	BB	SO	WP	BK
2007	Boca Chica (DSL)	3-2	4.75	12	8	0	0	0	41.2	42	31	22	2	3	26	24	4	3
2008	Boca Chica (DSL)	4-7	3.45	20	4	0	0	2	60.0	51	31	23	3	6	15	45	6	0
2009	Missoula (R)	1-1	2.05	17	0	0	0	4	30.2	31	10	7	1	2	6	38	0	0
2010	South Bend (A)	4-10	4.25	31	12	0	0	0	101.2	112	58	48	5	6	40	94	6	0
Minor League Totals		12-20	3.85	80	24	0	0	6	234.0	236	130	100	11	17	87	201	16	3

## ROWLAND, RICHIE • Catcher

Ht: 6-4 Wt: 231 B/T: S/R Born: Aug. 18, 1988 in Cloverdale, Calif.

**Obtained:** Signed as a non-drafted free agent on June 17, 2010.

**Signed by:** Darold Brown

**Career Notes:** 2010—Made his professional debut on June 22 @ Helena...collected 15 multi-hit games, including 4 games with a career-high 3 hits...plated a career-high 4 RBI on Aug. 16 vs. Idaho Falls...hit .367 (18-for-49) with 4 doubles, a home run and 8 RBI against left-handed pitchers...hit .305 (32-for-105) with 8 doubles, 2 home runs and 31 RBI with runners on base. **Personal**—Richie G. Rowland...resides in Cloverdale, Calif....graduated from Cloverdale High School... played collegiately at Campbellsville University in Campbellsville, Ken.

YEAR	CLUB	AVG.	G	AB	R	H	2B	3B	HR	RBI	SH	SF	HP	BB	SO	SB-CS	E
2010	Missoula (R)	.291	67	227	19	66	11	0	5	34	0	5	1	20	47	0-2	5
Minor League Totals		.291	67	227	19	66	11	0	5	34	0	5	1	20	47	0-2	5

## ROWLAND, ROBERT • Right-handed Pitcher

Ht: 6-6 Wt: 201 B/T: S/R Born: Dec. 15, 1991 in Cloverdale, Calif.

**Obtained:** Signed as Arizona's third-round selection in the 2010 First-Year Player Draft on June 17, 2010.

**Signed by:** Darold Brown

**Career Notes:** 2010—Made his professional debut on June 30 vs. Great Falls...picked up his first win on Aug. 7 vs. Billings after allowing just 1 run on 4 hits while striking out 4 over 5.0 innings...won a season-high 3 consecutive starts from Aug. 7-19...had a career-high 5 strikeouts on Aug. 19 vs. Idaho Falls and Aug. 24 @ Idaho Falls. **Personal**—Robert (Robby) Rowland...resides in Cloverdale, Calif....graduated from Cloverdale High School.

YEAR	CLUB	W-L	ERA	G	GS	CG	SHO	SV	IP	H	R	ER	HR	HB	BB	SO	WP	BK
2010	Missoula (R)	4-6	5.67	14	14	0	0	0	54.0	62	42	34	7	4	21	40	3	0
Minor League Totals		4-6	5.67	14	14	0	0	0	54.0	62	42	34	7	4	21	40	3	0

## SCHUSTER, PATRICK • Left-handed Pitcher

Ht: 6-1 Wt: 173 B/T: R/L Born: Oct. 30, 1990 in Holiday, Fla.

**Obtained:** Signed as Arizona's 13th-round selection in the 2009 First-Year Player Draft on Aug. 11, 2009.

**Signed by:** Luke Wrenn

**Career Notes:** 2010—Had back-to-back wins on June 26 and July 1 tossing a combined 11.0 innings without allowing an earned run and fanning 9...had a season-high 7 strikeouts on two occasions: July 1 @ Great Falls and Aug. 14 @ Helena. **2009**—Made his professional debut on Aug. 29 @ Billings, tossing a scoreless inning while fanning a season-high 2 batters...in 5 games, held righties to a .176 (3-for-17) average with 6 strikeouts. **Personal**—Patrick Schuster...resides in Holiday, Fla....graduated from J.W. Mitchell High School, New Port Richy, Fla.

YEAR	CLUB	W-L	ERA	G	GS	CG	SHO	SV	IP	H	R	ER	HR	HB	BB	SO	WP	BK
2009	Missoula (R)	0-0	3.60	5	0	0	0	0	5.0	4	2	2	0	0	4	6	1	0
2010	Missoula (R)	5-4	3.76	15	15	0	0	0	76.2	76	50	32	3	9	34	60	4	1
Minor League Totals		5-4	3.75	20	15	0	0	0	81.2	80	52	34	3	9	38	66	5	1

## SEPULVEDA, ANTONIO • Infielder

Ht: 5-7 Wt: 158 B/T: S/R Born: Dec. 31, 1990 in Santo Domingo, DR

**Obtained:** Signed as a non-drafted free agent on June 24, 2008.

**Career Notes:** 2010—Recorded 4 multi-hit games...had a season-high 3 hits on Aug. 20 vs. Casper...posted his best numbers over 9 games in August, batting .364 (8-for-22) with a double and RBI. **2009**—Played 1 game with Missoula before being placed on the disabled list on June 29 with a right wrist hamate fracture. **2008**—Went 3-for-3 with the DSL D-backs/Reds on June 28 vs. DSL Orioles with 2 RBI...went 3-for-6 with a run scored for Boca Chica on July 22 vs. DSL Reds...had 1 hit in 6 straight games from July 28-Aug. 4...walked 3 times on Aug. 5 vs. DSL Orioles. **Personal**—Antonio Junior Sepulveda...resides in Santo Domingo, DR.

YEAR	CLUB	AVG.	G	AB	R	H	2B	3B	HR	RBI	SH	SF	HP	BB	SO	SB-CS	E
2008	D-backs/Reds (DSL)	.218	18	55	4	12	0	2	0	5	2	0	1	11	19	5-1	11
	Boca Chica (DSL)	.237	24	93	13	22	3	1	0	2	2	0	2	13	26	5-4	12
2009	Missoula (R)	.500	1	2	0	1	0	0	0	2	0	0	0	0	0	0-0	1
2010	Missoula (R)	.243	31	74	11	18	1	1	1	7	0	1	0	6	26	3-0	8
Minor League Totals		.237	74	224	28	53	4	4	1	16	4	1	3	30	71	13-5	32

## SHAW, BRYAN • Right-handed Pitcher

Ht: 6-1 Wt: 208 B/T: S/R Born: Nov. 8, 1987 in Camp Pendleton, Calif.

**Obtained:** Signed as Arizona's second-round selection in the 2008 First-Year Player Draft on June 11, 2008.

**Signed by:** Jim Dedrick

**Career Notes:** 2010—Spent the entire season with Double-A Mobile...made 13 starts before transitioning into a relief role with the BayBears...went 2-6 with a 4.73 ERA (37 ER in 70.1 IP) and .283 opponents average (77-for-272) with 26 walks and 51 strikeouts in his 13 starts...posted a 2-3 record, 3.19 ERA (11 ER in 31.0 IP) and .223 opponents average (25-for-112) with 17 walks and 24 strikeouts in 20 relief appearances...owned a 2.98 ERA (15 ER in 45.1 IP) and .243 opponents average (41-for-169) with 20 walks and 36 strikeouts in 15 home games (6 starts)...in 8 July games, went 1-0 with 2 saves, a 0.66 ERA (1 ER in 13.2 IP) and .191 opponents average (9-for-47) with 3 walks and 7 strikeouts...strung together 8 scoreless outings from July 10-Aug. 5, a span of 11.1 innings over which he allowed just 6 hits. **2009**—Made a career-high 19 starts for Single-A Advanced Visalia...held opponents to a .236 batting average (96-for-236) as righties hit .212 (46-for-217) with 53 strikeouts and lefties batted .265 (50-for-189) with 41 strikeouts...in his first professional start, picked up his first career win on April 14 @ Rancho Cucamonga, allowing 1 run over 5.0 innings...over 5 starts in June, posted a 2.42 ERA (7 ER in 26.0 IP) and .221 opponents average with 16 strikeouts...struck out a career-high 8 batters on July 16 at Bakersfield...did not allow a run in 3 games spanning 7.0 innings from Aug. 22-30 while fanning 9. **2008**—Began his professional career at Rookie-Advanced Missoula...earned his first career save on June 30 @ Helena with 2.0 scoreless, hitless innings...had 4-strikeout games on July 8 vs. Casper and July 14 vs. Idaho Falls...transferred to Single-A South Bend on July 25...had a 4-strikeout outing on Aug. 24 @ Great Lakes...did not allow an earned run in 3 straight outings from Aug. 24-31. **Personal**—Bryan A. Shaw...played collegiately at Cal State - Long Beach from 2006-08...in 2007, named the Player of the Week twice...graduated from Livermore (Calif.) High School.

YEAR	CLUB	W-L	ERA	G	GS	CG	SHO	SV	IP	H	R	ER	HR	HB	BB	SO	WP	BK
2008	Missoula (R)	0-1	6.75	10	0	0	0	2	17.1	24	19	13	2	4	7	17	4	0
	South Bend (A)	0-1	4.03	11	0	0	0	0	22.1	18	12	10	0	1	6	16	1	0
2009	Visalia (A)	3-7	4.70	30	19	0	0	0	107.1	96	65	56	7	11	40	95	11	0
2010	Mobile (AA)	4-9	4.26	33	13	0	0	2	101.1	102	57	48	4	10	43	75	11	0
Minor League Totals		7-18	4.60	84	32	0	0	4	248.1	240	153	127	13	26	96	203	27	0

### SHIELDS, JEFFREY • Right-handed Pitcher

Ht: 6-3 Wt: 202 B/T: R/R Born: Feb. 22, 1990 in Lawrenceville, Ga.

**Obtained:** Signed as Arizona's seventh-round selection in 2010 First-Year Player Draft on July 9, 2010. **Signed by:** Theodore Lewis

**Career Notes:** 2010—Made his professional debut on July 20 vs. Ogden tossing 1.0 scoreless inning...earned his sole victory on Aug. 3 vs. Great Falls...struck out a season-high 3 batters on Sept. 1 vs. Billings. **Personal**—Jeffrey D. Shields...resides in Lawrenceville, Georgia...graduated from Central Gwinnett HS in Lawrenceville, Ga....played collegiately at Chattahoochee Valley CC, Phenix City, Ala.

YEAR	CLUB	W-L	ERA	G	GS	CG	SHO	SV	IP	H	R	ER	HR	HB	BB	SO	WP	BK
2010	Missoula (R)	1-1	3.78	12	0	0	0	0	16.2	13	10	7	0	0	11	14	4	0
Minor League Totals		1-1	3.78	12	0	0	0	0	16.2	13	10	7	0	0	11	14	4	0

### SINCLAIR, Taylor • Left-handed Pitcher

Ht: 6-3 Wt: 203 B/T: L/L Born: Dec. 23, 1985 in Des Moines, Iowa

**Obtained:** Signed as a non-drafted free agent on July 20, 2008.

**Signed by:** Joe Robinson

**Career Notes:** 2010—Earned his first victory on April 15 vs. Stockton...posted back-to-back wins on June 13 vs. High Desert and June 18 @ Stockton, tossing a combined 12.0 innings and allowing just 1 earned run while fanning 6...tossed a complete game on July 11 vs. Bakersfield, striking out 7 in the game...had a season-high 7 strikeouts on three occasions: July 6 @ Lake Elsinore, July 11 vs. Bakersfield and July 28 @ Lancaster. 2009—Secured his first save on May 7 vs. Cedar Rapids...earned back-to-back wins on May 23 and 29 after allowing just 1 earned run over 13.2 innings with 10 strikeouts in those games...tossed a season-high 7.2 innings on May 29 vs. Clinton...over 6 games (3 starts) in May, posted a 2.05 ERA (6 ER in 26.1 IP) with 26 strikeouts...struck out a season-high 6 batters on April 18 and May 23...went on the disabled list on July 5 with a left groin strain...reinstated on July 15...held lefties to a .179 (19-for-106) average with 37 strikeouts...went on the disabled list for the second time on Aug. 8 with a left chest muscle strain and did not play the remainder of the season. 2008—Professional debut was his only relief appearance of the season, allowing a run off 2 hits in 1.0 inning on July 25 vs. Great Falls...earned back-to-back wins in his first 2 starts on July 28 vs. Helena and Aug. 2 vs. Great Falls, allowing 1 unearned run off 6 hits with 11 strikeouts over 12.2 innings...won 3 straight starts from Aug. 18-29 with 19.2 scoreless innings, 6 hits allowed and 21 strikeouts. **Personal**—Taylor Alexander Sinclair...resides in Indianola, Iowa...graduated from Indianola High School...played collegiately at Northern Iowa University.

YEAR	CLUB	W-L	ERA	G	GS	CG	SHO	SV	IP	H	R	ER	HR	HB	BB	SO	WP	BK
2008	Missoula (R)	5-2	3.07	9	8	0	0	0	44.0	38	17	15	2	8	5	48	0	1
2009	South Bend (A)	3-5	3.22	21	15	0	0	1	89.1	85	35	32	5	10	30	72	1	0
2010	Visalia (A)	8-7	4.74	27	20	1	1	0	142.1	149	90	75	8	8	63	105	7	1
Minor League Totals		16-14	3.98	57	43	1	1	1	275.2	272	142	122	15	26	98	225	8	2

### SKAGGS, TYLER • Left-handed Pitcher

Ht: 6-4 Wt: 180 B/T: L/L Born: July 13, 1991 in Woodland Hills, Calif.

**Obtained:** Acquired from the Los Angeles Angels on Aug. 7 to complete the July 25 trade for RHP Dan Haren.

**Career Notes:** 2010—Entered the 2010 season ranked as the eighth-best prospect by *Baseball America* in the Angels organization...named to the Midwest League Midseason All-Star Team...held the opposition to 2 runs or less in 11 of his 14 starts...right-handed hitters batted just .229 (48-for-210) with 60 strikeouts...struck out a career-high 8 batters on two occasions: May 14 @ Clinton and July 23 @ Dayton...traded to the D-backs on Aug. 7 to complete the July 25 transaction and was assigned to South Bend...struck out 7 batters in each of his final 2 starts...did not allow more than 1 run in any of his starts. 2009—Made his professional debut on Aug. 22 vs. AZL Athletics, fanning 2 over a scoreless inning...transferred to Orem on Sept. 1...struck out 3 batters in each game with the Owls...allowed the first runs of his professional career on Sept. 8 vs. Ogden. **Personal**—Tyler W. Skaggs...resides in Los Angeles, Calif....graduated from Santa Monica High School.

YEAR	CLUB	W-L	ERA	G	GS	CG	SHO	SV	IP	H	R	ER	HR	HB	BB	SO	WP	BK
2009	AZL Angels (R)	0-0	0.00	3	2	0	0	0	6.0	4	0	0	0	1	1	7	0	1
	Orem (R)	0-0	4.50	2	0	0	0	0	4.0	5	4	2	0	0	1	6	0	0
2010	Cedar Rapids (A)	8-4	3.61	19	14	0	0	0	82.1	78	35	33	6	4	21	82	1	1
	South Bend (A)	1-1	1.69	4	4	0	0	0	16.0	13	3	3	1	0	4	20	1	0
Minor League Totals		9-5	3.16	28	20	0	0	0	108.1	100	42	38	7	5	27	115	2	2

### SMITH, ERIC • Right-handed Pitcher

Ht: 6-3 Wt: 217 B/T: R/R Born: Oct. 15, 1988 in Norwalk, Conn.

**Obtained:** Signed as Arizona's second-round selection in the 2009 First-Year Player Draft on June 25, 2009. **Signed by:** Matt Merullo

**Career Notes:** 2010—Posted 3 straight wins from April 20-May 1, tossing a combined 18.0 innings and allowing just 4 runs while striking out 12...tossed a season-high 7.0 innings on two occasions: April 25 @ West Michigan and May 12 vs. Great Lakes...transferred to Visalia on July 10...went 3-1 with a 1.61 ERA (5 ER in 28.0 IP) over 5 games in August, including 3 consecutive wins from Aug. 12, August 18-23. 2009—Made his professional debut on July 11 vs. Idaho Falls, tossing a scoreless inning of relief...made his first start on July 19 @ Idaho Falls...struck out a season-high 6 batters on Aug. 20 @ Ogden...promoted to South Bend on Aug. 25...made 3 starts with the Silver Hawks, tossing a season-high 6.0 innings in 2 of those games...held righties to a .233 (21-for-90) average with 19 strikeouts. **Personal**—Eric Smith...resides in Milford, Conn....graduated from Joseph A. Foran High School, Milford, Conn....played collegiately at the University of Rhode Island.

YEAR	CLUB	W-L	ERA	G	GS	CG	SHO	SV	IP	H	R	ER	HR	HB	BB	SO	WP	BK
2009	Missoula (R)	0-3	4.21	9	7	0	0	0	25.2	22	14	12	1	2	16	21	3	0
	South Bend (A)	0-0	2.76	3	3	0	0	0	16.1	16	7	5	2	2	6	10	1	0
2010	South Bend (A)	5-5	3.53	16	16	1	0	0	86.2	85	45	34	4	2	32	65	4	4
	Visalia (A)	4-4	4.97	10	10	0	0	0	50.2	56	34	28	4	3	30	36	0	0
Minor League totals		9-12	3.96	38	36	1	0	0	179.1	179	100	79	11	9	84	132	8	4

## SORIANO, DOMINGO • Outfielder

Ht: 6-0 Wt: 167 B/T: R/R Born: Oct. 29, 1989 in San Cristobal, D.R.

**Obtained:** Signed as a non-drafted free agent on Jan. 18, 2008.

**Signed by:** Junior Noboa

**Career Notes:** **2010**—Posted a .333 average (2-for-6) when batting in the fourth inning...had a season-high 2 RBI on July 24 vs. Orem...picked up his lone double of the season on July 25 vs. Ogden. **2009**—Went 3-for-6 with a double, homer and 4 RBI on June 17 @ DSL Indians...collected a season-high 4 hits on June 21 @ DSL Padres...hit .303 (37-for-122) with 6 doubles, 2 triples, 4 homers and 37 RBI with runners on-base...hit .382 (21-for-55) with 5 doubles, a triple and 11 RBI as designated hitter. **2008**—Started the season with DSL D-backs/Reds...collected a season-high 3 hits on June 14 vs. DSL Reds...transferred to DSL D-backs on June 26...connected for his first professional homer on June 28 @ DSL Cubs. **Personal**—Soriano Domingo...resides in San Cristobal, D.R.

YEAR	CLUB	AVG.	G	AB	R	H	2B	3B	HR	RBI	SH	SF	HP	BB	SO	SB-CS	E
2008	D-backs/Reds (DSL)	.226	22	84	6	19	7	0	0	7	0	0	0	5	23	3-1	2
	Boca Chica (DSL)	.247	41	150	19	37	8	2	3	15	0	1	4	10	42	2-4	6
2009	Boca Chica (DSL)	.279	65	258	43	72	15	3	5	38	2	2	7	17	53	10-9	0
2010	Missoula (R)	.106	36	85	6	9	1	0	0	6	0	0	0	2	35	0-0	2
Minor League Totals		.237	164	577	74	137	31	5	8	66	2	3	11	34	153	15-14	10

## SPOTTISWOOD, BILLY • Right-handed Pitcher

Ht: 6-2 Wt: 228 B/T: R/R Born: April. 24, 1985 in Honolulu, Hawaii.

**Obtained:** Signed as Arizona's 25th-round selection in the 2007 First-Year Player Draft.

**Signed by:** Jim Dedrick

**Career Notes:** **2010**—Pitched 2 games for Reno before being transferred to Visalia on April 22...earned his first win on April 22 vs. Inland Empire after tossing 2.0 scoreless innings...posted back-to-back wins from June 3-8 after pitching a combined 4.1 scoreless innings while fanning 5...went 2-0 with a 3.14 ERA (5 ER in 14.1 IP) over 6 games (1 start) in June...tossed a season-high 5.1 innings on July 3 vs. Stockton, allowing 2 runs with a strikeout. **2009**—Led Visalia with 8 saves...converted 3 straight save opportunities from July 31-Aug. 5, allowing just 4 hits over those games...posted his best numbers in July, going 1-1 with a 2.16 ERA (4 ER in 16.2 IP) with 2 saves and 10 strikeouts...finished the season with a career-high 6 victories...struck out a season-high 3 batters on April 9, May 30, July 15, and July 17...started the season with 6.1 scoreless innings over 5 games from April 9-21, as opponents hit just .182 (4-for-22)...in 3 stints with Triple-A Reno, went 1-0 with a 4.26 ERA (13 ER in 27.1 IP) with 16 strikeouts and 11 walks. **2008**—Led South Bend in games and saves, while ranking third in the organization in saves...recorded a save in 4 consecutive appearances from Aug. 9-16 and 3 consecutive from June 23-28...strung together a 16.0 inning scoreless streak from April 19-May 21 (9 games), lowering his ERA to 2.05 over that stretch...held opponents to a .217 average (52-for-240)...earned wins in back-to-back games on July 24 and 27...after the All-Star break, he went 4-2 with a 1.84 ERA (6 ER in 29.1 IP) with 10 saves over 24 games. **2007**—Led Arizona's short-season teams in saves, ranking fifth in the Northwest League...led Arizona's short-season teams in games...named the organization's Pitcher of the Week for July 30-Aug. 5...walked only 8 batters while striking out 45...picked up a win or a save in 5 consecutive appearances from July 30-Aug. 12, going 2-0 with 3 saves while not allowing an earned run over 8.0 innings...converted all 10 save opportunities without allowing a single earned run to score...held opponents to a .224 average, including a .173 average (13-for-75) against left-handers. **Personal**—William John Spottiswood...resides in Canoga, Calif...played collegiately at California State Chico.

YEAR	CLUB	W-L	ERA	G	GS	CG	SHO	SV	IP	H	R	ER	HR	HB	BB	SO	WP	BK
2007	Yakima (A)	2-3	2.49	26	0	0	0	10	43.1	37	16	12	2	3	8	45	3	0
2008	South Bend (A)	5-5	2.11	44	0	0	0	13	64.0	52	18	15	1	1	16	58	2	0
2009	Visalia (A)	5-4	4.54	27	0	0	0	8	39.2	46	22	20	3	3	9	29	3	0
	Reno (AAA)	1-0	4.28	17	0	0	0	0	27.1	22	15	13	4	4	11	16	1	0
2010	Visalia (A)	6-6	4.59	35	3	0	0	4	68.2	76	37	35	11	3	24	67	1	0
	Reno (AAA)	4-4	18.69	2	0	0	0	0	4.1	9	9	9	0	0	5	2	0	0
Minor League totals		19-18	3.78	151	3	0	0	35	247.1	242	117	104	21	14	73	217	10	0

## STANGE, DANIEL • Right-handed Pitcher

See non-roster invitees

## STONE, BOBBY • Outfielder

Ht: 6-2 Wt: 213 B/T: L/L Born: Nov. 14, 1989 in Montgomery, Texas

**Obtained:** Signed as Arizona's 15th-round selection in the 2008 First-Year Player Draft on June 8, 2008.

**Signed by:** Trip Couch

**Career Notes:** **2010**—Hit .298 (30-for-101) when facing left-handed pitchers...had his best offensive month in July, batting .343 (36-for-105) over 27 games...recorded a season-high 4 hits on July 12 @ Great Falls and July 25 @ Ogden...had a 12-game hitting streak from Aug. 2-16 over which he hit .313 (15-for-48)...had a 2-homer game on Aug. 30. **2009**—Led the organization's short season clubs with 296 at-bats and 68 RBI, while also tying for the lead with 74 games played...had a season-long 8-game hit streak from June 24-July 1, batting .361 (13-for-36) with 3 doubles, 3 homers and 9 RBI...connected for a homer in 3 consecutive games from June 26-28...plated a season-high 4 RBI on two occasions: July 31 and Aug. 15...**2008**—Had 13 two-hit games for Missoula...had 3 RBI twice: July 3 vs. Helena and July 29 @ Billings...hit safely in 7 straight games from July 29-Aug. 4, batting .414 (12-for-29) with 3 runs scored, 2 doubles, a triple. **Personal**—Robert Louis Stone III...resides in Montgomery, Texas...graduated from Montgomery High School, Montgomery, Texas.

YEAR	CLUB	AVG.	G	AB	R	H	2B	3B	HR	RBI	SH	SF	HP	BB	SO	SB-CS	E
2008	Missoula (R)	.213	64	225	28	48	10	2	7	27	0	0	0	24	64	0-0	4
2009	Missoula (R)	.240	74	296	46	71	15	3	16	68	0	7	4	29	95	1-1	11
2010	South Bend (A)	.167	32	120	5	20	4	0	2	7	0	1	0	5	44	0-0	6
	Missoula (R)	.280	73	268	41	75	15	1	10	52	0	3	2	40	69	3-4	9
Minor League Totals		.235	243	909	120	214	44	6	35	154	6	0	19	98	272	4-5	30

## SWEENEY, BRIAN • Right-handed Pitcher See non-roster invitees

**TAYLOR, DANIEL • Left-handed Pitcher** Ht: 5-11 Wt: 200 B/T: L/L Born: July 25, 1987 in Grand Rapids, Mich.  
**Obtained:** Signed as Arizona's 21st-round selection in the 2009 First-Year Player Draft on June 25, 2009. **Signed by:** Frankie Thon, Jr.  
**Career Notes:** **2010**—Opened the season with South Bend...recorded his first win on April 28 vs. Fort Wayne...transferred to Visalia on May 19...posted back-to-back wins from June 10-15 after tossing a combined 15.0 innings and allowing just 4 runs while fanning 15...transferred to Missoula on June 24...pitched 8.0 innings and struck out a season-high 11 batters in his lone outing for Missoula on June 24 @ Helena. **2009**—Led the organization's Short-Season clubs with 79 strikeouts and a 3.53 ERA...led his team with 5 wins...made his professional debut on June 20 @ Spokane...earned his first win on June 23 vs. Eugene...won his final 4 decisions (8 games) from July 30-Sept. 5...fanned a season-high 10 batters on Aug. 10, tossing 7.0 scoreless innings in the win over Boise...named the organization's Pitcher of the Month for August after posting a 1.46 ERA (6 ER in 37.0 IP) with 45 strikeouts and a 2-0 record...named the Northwest League's Pitcher of the Week for Aug. 10-16...opponents hit just .196 (11-for-56) with runners in scoring position. **Personal**—Daniel L. Taylor...resides in Chapel Hill, N.C...graduated from Jenison High School, Jenison, Mich... played collegiately at Central Michigan University.

YEAR	CLUB	W-L	ERA	G	GS	CG	SHO	SV	IP	H	R	ER	HR	HB	BB	SO	WP	BK
2009	Yakima (A)	5-1	3.53	17	9	0	0	0	63.2	56	28	25	6	3	20	79	4	0
2010	South Bend (A)	2-2	3.69	7	7	0	0	0	39.0	43	18	16	2	1	8	30	3	0
	Visalia (A)	7-6	5.81	19	19	0	0	0	100.2	133	75	65	15	3	23	90	4	0
	Missoula (R)	0-1	1.13	1	1	1	0	0	8.0	4	1	1	0	1	0	11	0	0
Minor League totals		14-10	4.56	44	36	1	0	0	211.1	236	122	107	23	8	51	210	11	0

**TORRA, MATT • Right-handed Pitcher** Ht: 6-2 Wt: 234 B/T: R/R Born: June 29, 1984 in Pittsfield, Mass.  
**Obtained:** Signed as Arizona's sandwich pick (31st overall) in the 2005 First-Year Player Draft on Aug. 19, 2001. **Signed by:** Matt Merullo  
**Career Notes:** **2010**—Opened the season with Double-A Mobile and played in 1 game before being transferred to Triple-A Reno for the remainder of the season...tossed 5.0 scoreless innings in his lone start with the BayBears on April 10 @ Montgomery...transferred to Reno on April 17...went 11-7 with a 4.55 ERA (90 ER in 178.0 IP) and .313 opponents average (224-for-716) with 34 walks and 99 strikeouts with the Aces...tossed 8.0 scoreless innings on May 9 @ Portland while collecting 4 strikeouts...won back-to-back games on June 25 and July 1, allowing just 3 runs while fanning 6 over 16.0 innings...tossed a complete game on July 1 @ Las Vegas...strung together a season-high 6-game winning streak, spanning 8 games, from July 17-Aug. 24...struck out a season-high 9 batters on Aug. 24 vs. Tacoma. **2009**—At Double-A Mobile, led the D-backs farm system and the Southern League with 180.0 innings pitched, 4 complete games and 2 shutouts...led Mobile with a 3.75 ERA, 28 starts and 116 strikeouts while his 10 wins tied for the team lead...in the Southern League, also ranked second with 116 strikeouts, tied for third with a 1.22 WHIP and fourth with 11.15 baserunners per 9.0-innings...named the Southern League Pitcher of the Week from May 25-31 and Aug. 31-Sept. 7...tossed his first career complete-game shutout on May 31 @ Chattanooga, fanning 4 while allowing just 3 hits and 1 walk...owned a 3.00 ERA (14 ER in 42.0 IP) with 30 strikeouts over 6 starts in August, including 2 complete games and his second shutout of the season...won his final 2 starts of the season, allowing just 2 earned runs in 16.0 innings with 13 strikeouts. **2008**—Started the season at Double-A Mobile, going 3-0 with a 1.74 ERA (6 ER in 31.0 IP) over his first 5 starts...promoted to Triple-A Tucson on June 15 and started that night, allowing 3 runs on 5 hits over 6.0 innings...posted a 5-1 win over Last Vegas on June 21, allowing 1 run on 5 hits over 7.0 innings...had a season-high 6 strikeouts over 7.0 shutout innings in a 4-0 win over Portland on Aug. 18...tossed a season-high 8.0 shutout innings on Aug. 6...in his lone relief appearance, on July 27, allowed 2 runs on 5 hits over 5.0 innings. **2007**—At Single-A Advanced Visalia, his 137 strikeouts ranked second in the California League while his 12 wins tied for the most in the organization and tied for third in the California League...earned Pitcher for the Month honors for August, going 4-1 with a 3.00 ERA and 34 strikeouts...won 5 consecutive starts (4 quality starts) from Aug. 10-Sept. 1, posting a 2.10 ERA (8 ER in 34.1 IP) with 31 strikeouts...went 10-3 after the All-Star break. **2006**—Began the season on the disabled list recovering from right shoulder surgery...reinstated from the disabled list at Single-A South Bend on July 24 and did not allow more than 1 earned run in each of his 7 starts...had a season-high 7 strikeouts on Aug. 12 vs. Lansing. **2005**—Ranked by Baseball America as the eighth-best prospect in the organization...worked only 10.0 innings in his professional debut at Short-Season A Yakima before being shut down with biceps tendinitis...following the season, on Sept. 20, had surgery on his right shoulder labrum performed by Dr. Michael Lee in Phoenix. **Personal**—Matthew T. Torra...played collegiately at the University of Massachusetts Amherst...as a junior in 2005, led the nation with a 1.14 ERA while leading the Atlantic 10 Conference with 111 strikeouts...graduated from Pittsfield (Mass.) High School...prior to the 2005 draft was ranked by Baseball America as possessing the second-best command with the fifth-best fastball and breaking ball among college pitchers.



YEAR	CLUB	W-L	ERA	G	GS	CG	SHO	SV	IP	H	R	ER	HR	HB	BB	SO	WP	BK
2005	Yakima (A)	0-1	1.80	5	2	0	0	0	10.0	11	3	2	1	0	4	10	0	0
2006	South Bend (A)	0-1	1.80	7	7	0	0	0	25.0	24	7	5	0	0	5	20	1	0
2007	Visalia (A)	12-10	6.01	28	28	0	0	0	158.2	186	115	106	15	5	43	137	10	1
2008	Mobile (AA)	5-5	2.85	13	13	1	0	0	79.0	91	33	25	5	3	12	50	1	0
	Tucson (AAA)	5-5	4.71	14	13	0	0	0	78.1	97	49	41	13	3	19	46	2	0
2009	Mobile (AA)	10-13	3.75	28	28	4	2	0	180.0	192	91	75	24	3	28	116	4	1
2010	Mobile (AA)	0-0	0.00	1	1	0	0	0	5.0	6	0	0	0	0	2	4	1	0
	Reno (AAA)	11-7	4.55	27	27	1	0	0	178.0	224	97	90	22	6	34	99	4	0
Minor League totals		43-42	4.34	123	119	6	2	0	714.0	831	395	344	80	20	147	482	23	2

## TORREZ, RAOUL • Infielder

Ht: 5-11 Wt: 191 B/T: R/R Born: March 16, 1988 in Phoenix, Ariz.

**Obtained:** Signed as Arizona's 21st-round selection in the 2010 First-Year Player Draft on June 28, 2009. **Signed by:** Rodney Davis

**Career Notes:** **2010**—Made his professional debut on June 30 vs. Vancouver, going 1-for-3 with a stolen base...had a season-high 5 game hitting streak from July 24-30 over which he hit .556 (10-for-18)...owned a .583 average (14-for-24) when batting eighth in the lineup.

**Personal**—Raoul Torrez...resides in Phoenix, AZ...graduated from Brophy College Preparatory, Phoenix Arizona... played collegiately at Arizona State University.

YEAR	CLUB	AVG.	G	AB	R	H	2B	3B	HR	RBI	SH	SF	HP	BB	SO	SB-CS	E
2010	Yakima (A)	.235	54	187	26	44	6	2	4	24	1	1	5	14	57	13-3	7
Minor League Totals		.235	54	187	26	44	6	2	4	24	1	1	5	14	57	13-3	7

## TRACY, ANDY • Infielder

### See non-roster invitees

## UPPERMAN, CASEY • Right-handed Pitcher

Ht: 5-11 Wt: 174 B/T: R/R Born: Nov. 16, 1990 in Phoenix, Ariz.

**Obtained:** Signed as Arizona's 47th-round selection in the 2010 First-Year Player Draft on June 21, 2010. **Signed by:** Rodney Davis

**Career Notes:** **2010**—Opened the season with Missoula...earned the win in his professional debut on June 25 vs. Billings, allowing a run with a strikeout in 1.0 inning of relief...held left-handed batters to a .134 average (4-for-30)...transferred to Yakima on Aug. 2...earned his lone win for the Bears on Aug. 18 vs. Eugene after tossing a scoreless inning. **Personal**—Casey Ben Upperman...resides in Phoenix, AZ... graduated from Notre Dame Prep in Phoenix, Ariz... played collegiately at Yavapai College.

YEAR	CLUB	W-L	ERA	G	GS	CG	SHO	SV	IP	H	R	ER	HR	HB	BB	SO	WP	BK
2010	Missoula (R)	1-0	5.21	11	0	0	0	0	19.0	16	15	11	2	4	15	16	1	0
	Yakima (A)	1-0	8.10	6	0	0	0	0	6.2	8	6	6	0	2	4	7	2	1
Minor League totals		2-0	5.96	17	0	0	0	0	25.2	24	21	17	2	6	19	23	3	1

## URQUIDEZ, JASON • Right-handed Pitcher

Ht: 6-1 Wt: 177 B/T: R/R Born: Sept. 12, 1982 in Tarzana, Calif.

**Obtained:** Signed as Arizona's 17th-round selection in the 2005 First-Year Player Draft.

**Signed by:** Steve Kmetko

**Career Notes:** **2010**—Had a season-high 4 strikeouts on April 12...tossed a season-high 3.2 innings to earn his first win of the season on April 23 vs. Fresno...when pitching in the ninth inning, had a 1.35 ERA (2 ER in 13.1 IP)...tossed 2.0 scoreless innings on six occasions throughout the season. **2009**—Opened the season with Mobile, stringing together an 11.1 scoreless inning streak from April 10-30, fanning 8 while limiting opposing batters to a .079 average (3-for-38) during that stretch...in 12 games with the BayBears, opponents hit just .181 (13-for-72)...promoted to Triple-A Reno on May 21 and finished the season with the Aces...tossed 4.0 scoreless innings over his first 4 appearances with the Aces from May 21-29...recorded back-to-back wins on June 18 and 25...struck out a season-high 4 batters on two occasions: April 22 and June 9. **2008**—Began season with Visalia...went 7 straight appearances without allowing a run from May 7-31, tossing 11.1 innings over that stretch, allowing 4 hits with 15 strikeouts...promoted to Tucson on June 21 before being transferred to Mobile on July 8...had a season-high 5 strikeouts for the BayBears on Aug. 19 vs. West Tennessee, tossing 2.0 scoreless innings. **2007**—Picked up a win on July 1 against Boise and a save on July 7 against Spokane before transferring to South Bend on July 22...earned 3 saves in 5 appearances from Aug. 1-14, tossing 9.1 shutout innings, allowing 6 hits. **2006**—Did not play in 2006...recovering from labrum surgery on his right shoulder. **2005**—Notched season-best 4 strikeouts over 2.0 scoreless frames vs. Eugene on Aug. 21. **Personal**—Jason Carl Urquidez... resides in Mesa, AZ...graduated from West Hills, Calif., Chaminade College Prep; Royal, Simi Valley, Calif... played collegiately at Central Arizona JC, Coolidge, AZ before transferring to Arizona State University.

YEAR	CLUB	W-L	ERA	G	GS	CG	SHO	SV	IP	H	R	ER	HR	HB	BB	SO	WP	BK
2005	Yakima (A)	1-1	1.80	11	1	0	0	0	15.0	14	7	3	0	3	7	19	2	0
2006	Yakima (A)	Injured, did not play																
2007	Yakima (A)	1-0	2.93	10	0	0	0	1	15.1	12	6	5	0	0	4	11	2	0
	South Bend (A)	1-1	0.43	13	0	0	0	3	21.0	19	4	1	0	0	3	7	0	0
2008	Visalia (A)	1-1	2.86	21	0	0	0	0	34.2	26	15	11	2	1	11	35	1	0
	Tucson (AAA)	1-0	2.35	5	0	0	0	0	7.2	5	3	2	0	0	5	7	0	0
	Mobile (AA)	2-1	4.32	13	0	0	0	0	25.0	23	12	12	3	1	9	30	0	0
2009	Mobile (AA)	1-0	3.15	12	0	0	0	1	20.0	13	7	7	0	0	6	20	1	0
	Reno (AAA)	4-1	4.53	38	0	0	0	1	47.2	42	24	24	3	0	19	35	2	0
2010	Reno (AAA)	5-4	4.90	51	0	0	0	5	71.2	86	49	39	6	1	23	71	5	0
Minor League totals		17-9	3.63	174	1	0	0	11	258.0	240	127	104	14	6	87	235	13	0

## VAN WINKLE, TYSON • Catcher

Ht: 5-11 Wt: 195 B/T: R/R Born: Feb. 2, 1988 in Portland, Ore.

**Obtained:** Signed as Arizona's 10th-round selection in the 2009 First-Year Player Draft on June 18, 2009.

**Signed by:** Jim Dedrick

**Career Notes:** **2010**—Had a season-high 5-game hitting streak from April 30-May 9 over which he hit .389 (7-for-28)...recorded his best month offensively in May, batting .327 (18-for-55) over 16 games...had a total of 13 multi-hit games...hit .333 (3-for-9) with the bases loaded. **2009**—Made his professional debut with a pinch-hit single on June 21 vs. Spokane...promoted to South Bend on July 15 and played in 6 games...transferred back to Yakima on July 29...collected a season-high 4 hits on Aug. 5 @ Vancouver...hit .333 (12-for-36) with 2 doubles and 4 RBI against left-handed pitchers. **Personal**—Tyson S. Van Winkle...resides in Vancouver, Wash....graduated from Hudson's Bay HS, Vancouver, Wash.... played collegiately at Gonzaga University.

YEAR	CLUB	AVG.	G	AB	R	H	2B	3B	HR	RBI	SH	SF	HP	BB	SO	SB-CS	E
2009	Yakima (A)	.244	51	156	14	38	10	0	0	14	0	1	6	25	35	4-2	2
	South Bend (A)	.059	6	17	0	1	0	0	0	1	0	0	0	1	2	0-0	0
2010	South Bend (A)	.214	73	238	23	51	7	1	0	15	1	2	8	28	46	0-0	9
Minor League Totals		.219	130	411	37	90	17	1	0	30	1	3	14	54	83	4-2	11

## WALTERS, ZACHARY • Infielder

Ht: 6-1 Wt: 191 B/T: S/R Born: Sept. 15, 1989 in Cheyenne, Wyo.

**Obtained:** Signed as Arizona's ninth-round selection in the 2010 First-Year Player Draft on June 13, 2010.

**Signed by:** Jeffrey Mouser

**Career Notes:** **2010**—Made his professional debut on June 18 vs. Boise and went 2-for-5 with 2 RBI...collected multiple hits in each of his first 3 games...recorded a season-high 4 hits on Aug. 4 vs. Eugene and Aug. 24 vs. Salem Keizer...batted .376 (56-for-149) in 36 home games...posted his best numbers in August with a .362 average (38-for-105), 11 doubles, 2 triples, 2 home runs and 15 RBI. **Personal**—Zachary Butler Walters...resides in Las Vegas, Nev....graduated from Cimarron Memorial High School.... played collegiately at University of San Diego.

YEAR	CLUB	AVG.	G	AB	R	H	2B	3B	HR	RBI	SH	SF	HP	BB	SO	SB-CS	E
2010	Yakima (A)	.302	69	275	44	83	18	4	4	43	1	4	1	16	59	14-4	23
Minor League Totals		.302	69	275	44	83	18	4	4	43	1	4	1	16	59	14-4	23

## WEBER, MICHAEL • Infielder

Ht: 5-11 Wt: 200 B/T: L/R Born: Sept. 6, 1987 in Seattle, Wash.

**Obtained:** Signed as Arizona's 37th-round selection in the 2010 First-Year Player Draft on June 18, 2008.

**Signed by:** Jim Dedrick

**Career Notes:** **2010**—Made his professional debut on June 22 vs. Everett...collected his first hit on June 23 vs. Everett...had a season-high 12-game hitting streak from July 30-Aug. 14 over which he hit .390 (16-for-41)...posted a .333 average (7-for-21) when facing left-handed pitchers...hit .333 (6-for-18) with a double, 2 home runs and 5 RBI over 5 games in September. **Personal**—Michael Weber...resides in Seattle, Wash....graduated from O'Dea High School in Seattle, Wash....played collegiately at Washington State University.

YEAR	CLUB	AVG.	G	AB	R	H	2B	3B	HR	RBI	SH	SF	HP	BB	SO	SB-CS	E
2010	Yakima (A)	.259	53	174	29	45	7	1	4	21	2	1	3	15	53	10-4	5
Minor League Totals		.259	53	174	29	45	7	1	4	21	2	1	3	15	53	10-4	5

## WHEELER, CODY • Left-handed Pitcher

Ht: 5-11 Wt: 159 B/T: L/L Born: Aug. 19, 1989 in Spotsylvania, Vir.

**Obtained:** Signed as Arizona's fifth-round selection in the 2010 First-Year Player Draft on June 26, 2010.

**Signed by:** George Swain

**Career Notes:** **2010**—Made his professional debut on July 3 vs. Boise allowing 2 runs (1 earned) on 2 hits with a strikeout in 1.0 inning of work...recorded a career-high 3 strikeouts on July 6 vs. Tri-City. **Personal**—Cody M. Wheeler...resides in Spotsylvania, Va....graduated from Spotsylvania High School.... played collegiately at Coastal Carolina University.

YEAR	CLUB	W-L	ERA	G	GS	CG	SHO	SV	IP	H	R	ER	HR	HB	BB	SO	WP	BK
2010	Yakima (A)	0-1	6.00	3	0	0	0	0	3.0	3	3	2	0	0	4	4	1	0
Minor League totals		0-1	6.00	3	0	0	0	0	3.0	3	3	2	0	0	4	4	1	0

## WHEELER, RYAN • Infielder

Ht: 6-3 Wt: 233 B/T: L/R Born: July. 10, 1988 in Torrance, Calif.

**Obtained:** Signed as Arizona's fifth-round selection in the 2009 First-Year Player Draft on June 15, 2009.

**Signed by:** Hal Kurtzman

**Career Notes:** **2010**—Opened the season with Visalia...hit .310 (27-for-87) with 7 doubles, a triple, home run, and 6 RBI over 21 games in April...had three 4-hit games over the course of the season...recorded a season-high 9-game hitting streak from May 19-25 over which he hit .460 (17-for-37)...transferred to Mobile on Aug. 16...posted a .302 average (90-for-298) in 71 road games. **2009**—Named the organization's Position Player of the Year for 2009...posted a .363 average, second in the Northwest League, while his .461 on-base percentage led the league...his .538 slugging percentage was second in the league, while his 20 doubles and 28 extra-base hits were tied for third, and his 85 hits were tied for fourth...finished tops among his teammates in nearly every statistical category, including 44 runs scored, 3 triples and 37 walks...made his professional debut on June 20 @ Spokane, going 2-for-4 with a double and run scored...collected a season-high 5 hits on July 5 @ Everett...plated a season-high 5 runs on July 28 after going 3-for-5 with a double, triple and homer vs. Everett...named the league's Player of the Week for July 27-Aug. 2...was the organization's Player of the Month for August after posting a .382 (39-for-102) average with 13 doubles, a homer, 15 RBI and 15 runs scored...named to the Northwest League's All-Star team...promoted to South Bend on Aug. 29...in 8 games with the Silver Hawks, recorded 3 multi-hit games...presented with the Win Clark Award for outstanding play during the 2009 season by Southern California residents by the Association of Professional Ballplayers of America. **Personal**—Ryan G. Wheeler...resides in Torrance, Calif....graduated from Torrance High School, Torrance, Calif.... played collegiately at Loyola Marymount University (CA).

YEAR	CLUB	AVG.	G	AB	R	H	2B	3B	HR	RBI	SH	SF	HP	BB	SO	SB-CS	E
2009	Yakima (A)	.363	64	234	44	85	20	3	5	36	0	2	7	37	28	7-4	5
	South Bend (A)	.345	8	29	4	10	1	1	1	5	0	0	2	5	4	0-1	0
2010	Visalia (A)	.284	113	465	62	132	25	2	9	57	0	1	5	35	98	3-1	15
	Mobile (AA)	.254	19	67	8	17	3	0	3	10	0	0	1	5	16	0-0	2
Minor League Totals		.307	204	795	118	244	49	6	18	108	0	3	15	82	146	10-6	22

## WILLIAMS, JAVAN • Outfielder

Ht: 5-11 Wt: 175 B/T: L/L Born: Oct. 18, 1989 in Fairfield, Calif.

**Obtained:** Signed as Arizona's 45th-round selection in the 2010 First-Year Player Draft on June 11, 2010. **Signed by:** Darold Brown  
**Career Notes:** 2010—Made his professional debut on June 24 vs. Helena, going 1-for-4 with a stolen base...owned a .333 average (6-for-18) against left-handed pitchers...posted his best numbers in September, batting .375 (9-for-24) with 5 RBI over 8 games...went 5-for-5 with 3 RBI in a 7-6 win on Sept. 1 vs. Billings. **Personal**—Javan Williams...resides in Fairfield, Calif....graduated from Rodriguez HS, Fairfield, Calif.... played collegiately at Contra Costa College.

YEAR	CLUB	AVG.	G	AB	R	H	2B	3B	HR	RBI	SH	SF	HP	BB	SO	SB-CS	E
2010	Missoula (R)	.274	25	95	13	26	2	0	1	10	1	0	1	7	21	7-2	2
Minor League Totals		.274	25	95	13	26	2	0	1	10	1	0	1	7	21	7-2	2

## WILSON, BRAD • Right-handed Pitcher

Ht: 6-1 Wt: 184 B/T: R/R Born: May 26, 1987 in Fountain Valley, Calif.

**Obtained:** Signed as Arizona's 33rd-round selection in the 2009 First-Year Player Draft on June 15, 2009. **Signed by:** Jeff Mousser  
**Career Notes:** 2010—Opened the season with Yakima...went 2-1 with a 3.04 ERA (8 ER in 23.2 IP) in 4 home games with the Bears...transferred to Reno on May 17 and made the start that night for the Aces before being transferred back to Yakima on May 18...transferred to South Bend on July 5 and appeared in 3 games with the Silver Hawks...transferred back to Yakima on July 15...went 3-1 with a 3.18 ERA (14 ER in 39.2 IP) over 7 starts between August and September 2009—Made his professional debut on June 20 @ Spokane, tossing 2.0 scoreless innings...earned his first win on June 24 vs. Eugene...promoted to South Bend on July 5, tossing 4.0 scoreless innings over 2 games...transferred to Yakima on July 15...converted the save on July 21 vs. Vancouver...made his first professional start on Aug. 12, tossing 3.0 scoreless innings vs. Tri-City...struck out a season-high 11 batters on Aug. 23, allowing just 1 run in a season-high 6.0 innings. @ Tri-City. **Personal**—Bradley David Wilson...resides in Garden Grove, Calif....graduated from Pacifica High School, Garden Grove, Calif...played collegiately at Cal Poly Pomona.

YEAR	CLUB	W-L	ERA	G	GS	CG	SHO	SV	IP	H	R	ER	HR	HB	BB	SO	WP	BK
2009	Yakima (A)	2-3	5.65	18	5	0	0	1	36.2	28	27	23	2	3	27	39	6	1
	South Bend (A)	0-0	0.00	2	0	0	0	0	4.1	2	0	0	0	0	1	1	0	0
2010	Yakima (A)	3-3	4.06	12	12	0	0	0	64.1	53	37	29	2	3	30	45	5	0
	South Bend (A)	0-1	11.05	3	1	0	0	0	7.1	14	10	9	0	3	5	5	1	0
	Reno (AAA)	0-1	6.75	1	1	0	0	0	4.0	3	3	3	1	0	3	1	1	0
Minor League totals		5-8	4.94	36	19	0	0	1	116.2	100	77	64	5	9	66	91	13	1

## WINFREE, DAVID • Outfielder

See non-roster invitees

## WOLCOTT, ANDREW • Right-handed Pitcher

Ht: 6-5 Wt: 240 B/T: R/R Born: Sept. 8, 1987 in Rochester, N.Y.

**Obtained:** Signed as Arizona's 17th-round selection in the 2009 First-Year Player Draft on June 15, 2009. **Signed by:** George Swain  
**Career Notes:** 2010—Opened the season with Visalia...picked up his first win on May 1 vs. Inland Empire...transferred to Yakima on May 29...had a season-high 9 strikeouts on June 23 vs. Everett...transferred to South Bend on July 4...posted a 3-2 record in 6 home games with the Silver Hawks. 2009—Made his professional debut on June 22 @ Spokane...won back-to-back games on July 18 and 23...tossed a season-high tying 7.0 scoreless innings on Aug. 29 vs. Spokane to pick up his third win...struck out a season-high 4 batters on two occasions: July 7 and July 23...owned a 3.76 ERA (17 ER in 40.2 IP) with 13 strikeouts in 8 home games. **Personal**—Andrew Dean Wolcott...resides in Grays Lake, Ill....graduated from Warren Township HS, Gurnee, Ill....played collegiately at Duke University.

YEAR	CLUB	W-L	ERA	G	GS	CG	SHO	SV	IP	H	R	ER	HR	HB	BB	SO	WP	BK
2009	Yakima (A)	3-5	4.87	14	14	0	0	0	64.2	77	39	35	6	7	14	29	6	1
2010	Visalia (A)	2-2	6.14	8	6	0	0	0	36.2	54	27	25	0	4	6	20	3	0
	Yakima (A)	1-1	3.79	3	3	0	0	0	19.0	18	8	8	0	0	8	16	1	0
	South Bend (A)	2-4	5.25	12	12	1	0	0	61.2	79	42	36	3	7	19	49	5	0
Minor League totals		8-12	5.14	37	35	1	0	0	182.0	228	116	104	9	18	47	114	15	1

## WOODALL, BRYAN • Right-handed Pitcher

Ht: 6-0 Wt: 192 B/T: R/R Born: Oct. 24, 1986 in Birmingham, Ala.

**Obtained:** Signed as Arizona's 21st-round selection in the 2008 First-Year Player Draft on June 8, 2008. **Signed by:** T.R. Lewis  
**Career Notes:** 2010—Opened the season with Visalia...pitched 11.0 scoreless innings with a 2-0 record in April...posted back-to-back wins on two different occasions: April 23-25 and June 12-16...tossed a season-high 3.0 scoreless innings on June 12 vs. High Desert to earn the win...transferred to Mobile on July 14...was 6-4 with 7 saves in 26 home games between the 2 teams. 2009—Had a season-long 28.0 inning scoreless streak from June 9-July 29, a span of 14 games...picked up his first win of the season on May 14 vs. Lansing...struck out a season-high 6 batters on July 2 vs. West Michigan...tossed a season-high 3.2 innings on July 9 and Aug. 30...secured his first save of the season after tossing 3.2 scoreless innings on July 9 @ Beloit...over 9 games in July, posted a 0.43 ERA (1 ER in 21.1 IP) with 26 RBI and 2 saves...owned a 1.82 ERA (8 ER in 39.2 IP) with 43 strikeouts after the All-Star break. 2008—Earned a save in 3 of his first 4 professional appearances, allowing 3 hits over 6.1 scoreless innings...struck out a season-high 4 batters on Aug. 8 @ Eugene...combined to pitch 8.0 scoreless innings over 5 appearances from July 15-29...tossed a season-high 3.0 innings on July 11 vs. Salem-Keizer for his first professional victory. **Personal**—Bryan Woodall...resides in Phoenix City, Ala....graduated from Central High School, Phoenix City, Ala.... played collegiately at Auburn University.

YEAR	CLUB	W-L	ERA	G	GS	CG	SHO	SV	IP	H	R	ER	HR	HB	BB	SO	WP	BK
2008	Yakima (A)	2-5	3.72	27	0	0	0	4	36.1	32	16	15	3	6	15	40	2	1
2009	South Bend (A)	4-5	3.24	36	0	0	0	2	66.2	73	32	24	2	3	17	73	4	1
2010	Visalia (A)	5-3	2.15	29	0	0	0	9	37.2	36	12	9	1	1	10	51	3	0
	Mobile (AA)	1-4	3.70	15	0	0	0	0	24.1	30	14	10	2	3	3	25	2	0
Minor League totals		12-17	3.16	107	0	0	0	15	165.0	171	74	58	8	14	45	189	11	2

# **WORTHINGTON, ADAM • Right-handed Pitcher**

**Ht:** 5-9 **Wt:** 205 **B/T:** R/R **Born:** Aug. 20, 1987 in Lake Forest, Ill.

**Obtained:** Signed as Arizona's 20th-round selection in the 2009 First-Year Player Draft on June 15, 2009. **Signed by:** Mike Daughtry  
**Career Notes:** **2010**—Pitched a scoreless inning in his first two appearances of the season...recorded back-to-back wins on Aug. 20 and 25, tossing a combined 13.2 innings and allowing just 3 runs while fanning 8...posted a 3-1 record and 1.17 ERA (3 ER in 23.0 IP) as a reliever. **2009**—Made his professional debut on June 25 @ Helena, tossing 1.1 scoreless innings...won back-to-back games on July 1 and 7, fanning 4 over 4.0 scoreless innings...did not allow an earned run over his first 8.1 innings, a span of 5 appearances...tied his season-high with 3.0 innings on Aug. 21 @ Ogden, while also fanning a season-high 6 batters...secured his first save on Aug. 8 @ Great Falls...over 7 games in August, posted a 1.80 ERA (2 ER in 10.0 IP) with 13 strikeouts and 2 saves...held right-handers to a .186 (16-for-86) average with 27 strikeouts. **Personal**—Adam R. Worthington...resides in Furnee, Ill....graduated from Warren High School, Gurnee, Ill.....played collegiately at University of Illinois-Chicago.

YEAR	CLUB	W-L	ERA	G	GS	CG	SHO	SV	IP	H	R	ER	HR	HB	BB	SO	WP	BK
2009	Missoula (R)	5-4	1.82	19	0	0	0	2	29.2	26	16	6	3	2	3	36	2	1
2010	South Bend (A)	5-6	5.35	20	9	0	0	0	65.2	78	43	39	5	6	17	64	4	0
Minor League totals		10-10	4.25	39	9	0	0	2	95.1	104	59	45	8	8	20	100	6	1

# **ZABALA, HENRY • Outfielder**

**Ht:** 6-0 **Wt:** 190 **B/T:** R/R **Born:** Oc. 20, 1989 in Santo Domingo, DR

**Obtained:** Signed as a non-drafted free agent on July 19, 2007.

**Signed by:** Junior Noboa/Luis Baez

**Career Notes:** **2010**—Collected a season-high 3 hits on July 19 @ Tri City...had a 9 game hitting streak from Aug. 5-14 over which he hit .452 (14-for-31)...hit .294 (30-for-102) in 33 home games. **2009**—Collected a season-high 3 hits on July 15, going 3-for-3 with 2 doubles and a homer @ Casper...posted his best month in July, batting .353 (6-for-17) with 3 doubles, a homer and 2 RBI...hit .385 (5-for-13) with a double, triple and 4 RBI with runners in scoring position. **2008**—Made his professional debut on May 31...strung together a season-long 8-game hit streak from Aug. 2-11, batting .387 (12-for-31) over that stretch...over 25 games in July, hit .292 (28-for-96) with 2 doubles, a triple, homer and 14 RBI...connected for his first career homer on July 28 @ DSL Indians. **Personal**—Henry Zabala...resides in Santo Domingo, DR.

YEAR	CLUB	AVG.	G	AB	R	H	2B	3B	HR	RBI	SH	SF	HP	BB	SO	SB-CS	E
2008	Boca Chica (DSL)	.271	69	258	27	70	6	3	3	37	0	5	7	25	46	12-3	1
2009	Missoula (R)	.254	31	59	15	15	3	1	1	5	1	0	0	13	15	0-0	2
2010	Yakima (A)	.261	66	199	27	52	12	3	4	33	0	2	4	19	43	10-9	3
Minor League Totals		.266	166	516	69	137	21	7	8	75	1	7	11	57	104	22-12	6

# **ZAVADA, CLAY • Left-handed Pitcher**

**See non-roster invitees**



**MEDIA**



## D-BACKS BROADCASTERS



### DARON SUTTON

Television Play-by-Play

Daron Sutton enters his fifth season in 2011 as the Arizona Diamondbacks' primary play-by-play announcer on FOX Sports Arizona with color analyst Mark Grace.

Sutton came to the D-backs in 2007 after five years in a similar capacity with the Milwaukee Brewers. During his tenure in Milwaukee, Sutton won a 2003 Emmy Award in the category of Individual Excellence on Camera from the Chicago/Midwest Chapter and has been nominated for regional Emmys on four other occasions. Sutton has also served as a reporter for MLB Network, done play-by-play on FOX Saturday Baseball broadcasts and has served annually as

the voice of the nationally televised Aflac All-American Baseball Classic.

The son of Hall of Fame pitcher Don Sutton, Sutton spent two seasons as a radio play by play announcer for the Anaheim Angels. Prior to that, he spent two seasons calling Atlanta Braves games occasionally on FSN South. While in Atlanta, Sutton handled SEC telecasts of men's and women's basketball, swimming and diving, gymnastics, track and field and volleyball.

Sutton completed his third season as the play-by-play broadcaster for Arizona State's men basketball games on FOX Sports Arizona this past offseason while also broadcasting games for the University of Wisconsin-Milwaukee men's basketball team, which he has called for the past seven years.

Sutton pitched two seasons in the Angels and Braves organizations, and graduated from Auburn University-Montgomery in 1992 with a degree in communications.

Community involvement is a high priority with Sutton. He and his wife, Kristin, host the annual "Sutton Strokes for Little Folks" golf tournament in the Valley to benefit the Southwest Autism Research and Resource Center (SARRC). He also has regular involvement with Arizona Quest for Kids, Make-A-Wish Foundation of Arizona, Special Olympics Arizona and the Tempe Sports Authority Courage Awards. Sutton regularly visits local schools to speak on the importance of reading and education.

Sutton and his wife are the proud parents of two daughters, Abbey and Lilly.



### MARK GRACE

Television Analyst

Mark Grace enters his eighth season in 2011 as the Arizona Diamondbacks color analyst on FOX Sports Arizona with play-by-play announcer Daron Sutton. Since 2007, Grace has also served as a color analyst for select FOX Saturday Baseball broadcasts and as a studio analyst on FOX's pregame shows at the World Series. Grace's previous broadcasting experience was as an analyst for ESPN Radio during the 1999 and 2000 National League Division Series.

Grace made a smooth transition to the broadcast booth after retiring from a distinguished 16-year Major League playing career following the 2003 season with the D-backs. He ended his career with 2,445 hits, a .303 average, .383 on-base percentage, 511 doubles, 173 home runs and 1,146 RBI in 2,245 Major League games and never finished a season with more strikeouts than walks. He was a three-time All-Star and four-time winner of the Rawlings Gold Glove Award, anchoring first base for both the D-backs and Chicago Cubs. His 1,754 hits and 364 doubles during the 1990s decade were the most of any Major League player. Grace's 511 doubles and .990 career fielding percentage are better than any other first baseman in the National Baseball Hall of Fame.

After 13 seasons with the Cubs from 1988-2000, Grace joined the D-backs in 2001 and was an integral part of the club's World Championship team that year. His single to lead off the ninth inning of Game 7 ignited the rally that led to a 3-2 victory over the New York Yankees. He also went 6-for-16 in the 2001 National League Championship Series against Atlanta.

Grace also volunteers his time in the community for noteworthy causes. He held the second annual Mark Grace Celebrity Golf Invitational this past offseason to raise funds for the Boys & Girls Clubs of Greater Scottsdale. Grace also was the grand marshal for the Fort McDowell Fiesta Bowl Parade prior to the 2008 Tostitos Fiesta Bowl between West Virginia and Oklahoma.

Grace is the father of two boys, Jackson and Preston, and resides in Paradise Valley.



## JOE GARAGIOLA

Television Analyst

Any baseball team would love to have a member of the broadcasters' wing of the National Baseball Hall of Fame available to pinch-hit, and the D-backs have got just that as Joe Garagiola returns for his 14th season as a color analyst on select team broadcasts on FOX Sports Arizona.

Garagiola signed with his hometown St. Louis Cardinals at age 16 and made his Major League debut at age 20 in 1946. A left-handed hitting catcher, he was 6-for-19 in five World Series games in 1946 as a rookie, including going 4-for-5 with 3 RBI in Game 4 against the Red Sox. Garagiola went on to bat .257 with 42 home runs and 255 RBI in 676 games during a nine-year Major League career with the Cardinals, Pittsburgh Pirates, Chicago Cubs and New York Giants.

Garagiola turned to broadcasting following his retirement as a player, calling Cardinals radio broadcasts on KMOX with Harry Caray and Jack Buck from 1955-62. In 1961, he started his nearly 30-year association with NBC and teamed with Bob Wolff, By Saam and George Kell on national baseball broadcast for the network during the 1960s.

Garagiola called New York Yankees games with Red Barber from 1965-67 and alternated play-by-play duties with Curt Gowdy on NBC from 1974-76. He teamed with analyst Tony Kubek on NBC from 1976-82 before shifting to color commentary when Vin Scully joined the network in 1983. Garagiola and Scully were NBC's No. 1 baseball broadcast team from 1983-88, calling each Saturday's "Game of the Week," three All-Star Games, three National League Championship Series and three World Series. He later had a brief stint as a color analyst for the California Angels.

Besides calling baseball broadcasts, Garagiola was a panelist on NBC's "Today" from 1967-73 and again from 1990-92. He occasionally guest-hosted the "Tonight Show Starring Johnny Carson" and hosted numerous game shows in the late 1960s and 1970s, including "He Said, She Said," "Joe Garagiola's Memory Game," "Sale of the Century," "To Tell the Truth" and "Strike It Rich." Garagiola also hosted the "Baseball World of Joe Garagiola" and the Westminster Kennel Club Dog Show.

For his numerous contributions to baseball broadcasting, Garagiola was enshrined in Cooperstown as the Ford C. Frick Award recipient in 1991. The D-backs also renamed the broadcast wing of the press box at Chase Field in Garagiola's honor on Sept. 20, 2009. The broadcasting section of the press box now includes a 50-foot photo timeline of Garagiola's career and the home broadcast booth is called the "Joe Garagiola Broadcast Booth." Garagiola was also inducted into the Arizona Broadcasters Association's Hall of Fame in October 2010 and received the Bud Selig Award for lifetime achievement in the game of baseball from the Professional Baseball Scouts Foundation in January 2011.

Garagiola has been extremely active in the community and was honored as the 1998 recipient of the Children's MVP Award presented by the Jim Eisenreich Foundation. He works tirelessly for the Baseball Assistance Team, and is very visible at Major League Spring Training camps, educating players on the evils of spit tobacco. Garagiola was honored in 2001 by the Arizona Chamber of Commerce for his work in the community, which includes his efforts on behalf of the St. Peter's Indian Mission in the Gila River Indian Community. Nicknamed "Awesome Fox" by the staff of St. Peter's, the baseball field at St. Peter's School is named "Awesome Fox Field" in his honor.

Garagiola is the author of several baseball books, including "Just Play Ball," with the forward written by his lifelong friend, Yogi Berra.

Garagiola and his wife, Audrey, reside in Scottsdale. His son, Joe Jr., was the D-backs' General Manager from 1995-2005 and is currently a Senior Vice President of Baseball Operations for Major League Baseball, while his other son, Steve, is a reporter and anchor for WDIV-TV in Detroit. His daughter, Gina, has worked as a reporter for KTVK-TV in Phoenix and is currently a freelance writer for numerous publications.

### JOE GARAGIOLA BROADCAST WING & BOOTH ♦ Dedicated Sept. 20, 2009





## GREG SCHULTE

Radio Play-by-Play

Name a memorable moment in the history of the Arizona Diamondbacks, and Greg Schulte has described it as it happened.

Schulte, whose voice will forever be linked with one of baseball's greatest moments as he delivered the call of Luis Gonzalez's ninth-inning single to win the Game 7 of the 2001 World Series, has been the link between D-backs' fans and their team since the club first took the field in 1998. Like the D-backs themselves, Schulte embarks on his 14th season of calling Major League Baseball in 2011.

Schulte's passion for the game of baseball comes through in every broadcast, and has earned him praise from fans and fellow broadcasters alike. His unique home run call of "deep drive...warning track...wall...you can touch 'em all" is symbolic with D-backs' radio broadcasts. The organization honored Schulte for calling his 2,000th D-backs' game by distributing bobbleheads in his likeness to the first 15,000 fans at the July 10, 2010 game against the Florida Marlins.

A part of the Phoenix radio scene since 1979, Schulte joined the organization after spending 14 years at the D-backs' flagship radio station KTAR. Over that time, Schulte was involved with nearly every major sports entity in the market. He served for 15 seasons with the Phoenix Suns, working with Al McCoy first as a producer and as a color commentator for the last two seasons. He also served as an analyst for Arizona State football and men's basketball, and shared play-by-play duties for ASU baseball. In addition, Schulte was the original pre- and post-game host for Arizona Cardinals broadcasts from 1988-90. Prior to his arrival in Arizona, Schulte was sports director at WQUA in Moline, Ill., and also handled play-by-play duties for University of Iowa men's basketball.

Schulte is also active in the community, working with the Leukemia & Lymphoma Society. He and his wife, Nancy, have two children, Scott and Stephanie, and reside in Glendale.



## TOM CANDIOTTI

Radio Analyst

Former knuckleball pitcher Tom Candiotti enters his sixth season in 2011 as the D-backs' radio color analyst, offering tremendous insight on the team's broadcasts on Sports 620 KTAR and on the D-backs' radio network throughout Arizona. Candiotti also fills in as a color analyst on the D-backs' television broadcasts when Mark Grace is on assignment with the FOX Saturday Baseball broadcasts.

Candiotti was originally drafted by the Kansas City Royals in 1980, but was later claimed in the Rule 5 Draft by the Milwaukee Brewers that year. He went on to compile a 151-164 record, including 10 or more wins in seven different seasons, and 3.73 ERA with 1,735 strikeouts in 451 games during a 16-year Major League career with the Brewers (1983-84), Cleveland Indians (1986-91, 1999), Toronto Blue Jays (1991), Los Angeles Dodgers (1992-97) and Oakland Athletics (1998-99). He posted a 72-65 record with the Indians during the 1980s, including his best season when he was 14-8 with a 3.28 ERA in 1988. Candiotti was traded to the Blue Jays midway through the 1991 season and went 6-7 with a 2.98 ERA during the pennant stretch while also making two starts in the American League Championship Series for the team. He signed with the Dodgers as a free agent prior to the 1992 season and compiled a 52-64 mark despite having a 3.57 ERA in six seasons in Los Angeles.

Following his playing career, Candiotti served as a Special Assistant to the General Manager with the Indians (2000-01), and established his broadcasting credentials as an analyst with ESPN, both during MLB game coverage and on the set of "Baseball Tonight" from 2001-05. While with ESPN, Candiotti also served as an analyst for the network's coverage of the Little League World Series and wrote a column for ESPN.com. He also was a color television analyst for the Blue Jays from 2002-05.

An accomplished bowler, Candiotti regularly participates in Professional Bowlers Association Tour events in Arizona and was named to the Professional Bowling Hall of Fame's celebrity wing in 2007. He also appeared briefly in Billy Crystal's 2001 movie "61\*" as pitcher Hoyt Wilhelm, who like Candiotti was known for throwing knuckleballs. Candiotti and his wife, Maggie, reside in Paradise Valley and he is the father of a daughter, Julie, and three boys, Brett, Casey and Clark.



## D-BACKS CELEBRATE SCHULTE'S 2,000TH GAME

D-backs broadcaster Greg Schulte's passion for the game of baseball comes through in every broadcast, and has earned him praise from fans and fellow broadcasters alike. His unique home run call of "deep drive...warning track...wall...you can touch 'em all" is symbolic with D-backs' radio broadcasts. The organization honored Schulte for calling his 2,000th D-backs' game by distributing bobbleheads in his likeness to the first 15,000 fans at the July 10, 2010 game against the Florida Marlins. Schulte, whose voice will forever be coupled with one of baseball's greatest moments as he delivered the call of Luis Gonzalez's ninth-inning single to win the Game 7 of the 2001 World Series, has been the link between D-backs' fans and their team since the club first took the field in 1998. Like the D-backs themselves, Schulte embarks on his 14th season of calling Major League Baseball in 2011.



## MIKE FETERS

Radio Analyst

Mike Feters returns in 2011 for his second season on the Arizona Diamondbacks broadcast team as a part-time color analyst on Sports 620 KTAR and the D-backs' radio network throughout Arizona.

Feters compiled a 31-41 record and 3.86 ERA with 100 career saves over 620 games as a right-handed pitcher during a 16-year playing career with the California Angels (1989-91), Milwaukee Brewers (1992-97), Oakland Athletics (1998), Baltimore Orioles (1999), Los Angeles Dodgers (2000-01), Pittsburgh Pirates (2001-02), D-backs (2002, 2004) and Minnesota Twins (2003). He had his best season in 1996 with the Brewers when he finished fifth in the American League with 32 saves. Feters was a fan favorite during his two stints with the D-backs because of quick head movement after taking a deep breath to relax himself prior to making each pitch as a late-inning reliever.

Feters is of mixed ancestry, being half-caucasian and half-Samoan, and graduated from Iolani School in Honolulu, Hawaii in 1983. He was the Angels' first-round selection, and 27th pick overall, in the 1986 First-Year Player Draft out of Pepperdine University. Feters is one of 36 players from Hawaii to have played in the Major Leagues.

Feters had a brief stint as an agent for Beverly Hills Sports Council following his retirement from baseball in 2004 and now works as a throwing coordinator for Physiotherapy Associates in Tempe. He and his wife, Tanya, reside in Chandler with their children, Bryant, Micah, Tyana and Breanna. His son, Micah, plays basketball for Grand Canyon University.



## JEFF MUNN

Radio Play-by-Play/Pre- & Post-Game Radio Host

Jeff Munn enters his 11th season as a member of the Arizona Diamondbacks broadcast team in 2010, serving as the secondary radio play-by-play announcer and pre- and post-game show host on the team's broadcasts on Sports 620 KTAR and the D-backs' radio network throughout Arizona. In January 2011, Munn was named the Arizona Sportscaster of the Year by the National Sportscasters and Sportswriters Association for his work with the D-backs and other teams in Phoenix.

In addition to his work with the D-backs, Munn has been the radio play-by-play voice for Arizona State women's basketball since 2004 and filled in for Hall of Famer Al McCoy on select Suns' road broadcasts during the 2010-11 season. He has also been heard as a fill-in play-by-play announcer on ASU men's basketball and baseball broadcasts and served as a play-by-play announcer for MLB Radio's coverage of the Arizona Fall League in 2006.

Munn began his broadcasting career as a senior at Carl Hayden High School and later announced games at Phoenix College in the late 1970s. He was the Phoenix Suns in-arena announcer for 12 seasons from 1991-2003 and has been the stadium announcer for the Tostitos Fiesta Bowl since 1991, including five college football national championship games. Munn has announced at several major sporting events, including the 1993 U.S. Figure Skating Championships, 1995 NBA All-Star Game, 2000 WNBA All-Star Game and 2001 World Series. In 1996, he was selected as one of four announcers for the basketball competition at the Summer Olympics in Atlanta and handled the announcing duties for the Men's gold medal game.

Munn majored in history at ASU and resides in Tempe with his two children, Patrick and Hayley.





## OSCAR SORIA

### Spanish Radio Play-by-Play

Oscar Soria is one of the most respected baseball commentators in the Hispanic community as he enters his 13th full season in 2010 as the play-by-play voice on Arizona Diamondbacks' Spanish broadcasts. He works alongside Miguel Quintana on the team's Spanish radio broadcasts on ESPN Deportes 710 AM.

Soria is a veteran of 23 seasons as a broadcaster with the Mexican Pacific League's Hermosillo Naranjeros and also covers the D-backs by writing a daily column for El Imparcial, Hermosillo's daily newspaper. He also writes a weekly column for La Estrella de Tucson. For four years, Soria has called Mexican Pacific League and Caribbean Series games for ESPN Deportes and also provided play-by-play for the inaugural World Baseball Classic in 2006 for the network.

Soria finished second in the general balloting for the Mexican Pacific League's "All Century Team" and was voted as the best television broadcaster. In 2005, he received the Carlos Vazquez Award as the best announcer in Sonora. Soria has also covered basketball, boxing, soccer, tennis and football for Telemex in Sonora. He also recorded the Spanish-language narration for the MLB video game in 2005.

Born in Tijuana, Mexico, Soria graduated from Universidad del Noroeste with a degree in accounting. He and his wife, Benny, have a daughter, Paula, and a son, Oscar Gilberto, and make their home in Phoenix.



## MIGUEL QUINTANA

### Spanish Radio Analyst

Miguel Quintana enters his 13th season in the Arizona Diamondbacks broadcast booth as a color analyst, working alongside Oscar Soria on the team's Spanish radio broadcasts on ESPN Deportes 710 AM.

Quintana began his career as a 15-year-old sportswriter for El Sol in Agua Prieta, Sonora, Mexico. In 1981, he joined KIFN Radio (now KVVA) in Phoenix as a sports commentator, and later moved to KTVW (Channel 33), eventually becoming sports director. Quintana also worked in Los Angeles for KVEA-TV, before returning to Phoenix in 1995 to serve as play-by-play voice for the Arizona Sandsharks indoor soccer team.

Quintana's work in baseball has earned him notice from baseball officials, as he was selected to be one of the stadium announcers for the inaugural World Baseball Classic in 2006, announcing games at both Chase Field and Angel Stadium in Anaheim, Calif.

Quintana has been a baseball commentator for the Mexican Pacific League and has done play-by-play for the Arizona Rattlers. He and his wife, Karoly, have four boys, Miguel Jr., Khalid, Kyle and Kevin. Miguel also has three daughters, Lisette, Jasmine and Jennifer.



## LOS D-BACKS HONOR HISPANIC HERITAGE

# Los D-backs™

The D-backs have worn their alternative black jerseys with "Los D-backs" across the front on Hispanic Heritage night for the past three seasons since 2008, creating a tradition to honor their Hispanic fans. The club has raised more than \$15,000 in the last three years by selling the autographed game-worn jerseys in online auctions to benefit the Arizona Diamondbacks Foundation. The San Francisco Giants (Gi-gantes), Milwaukee Brewers (Cerveceros), New York Mets (Los Mets) and the Florida Marlins (Los Marlins) have also worn alternative Latin-themed jerseys in the past.





## RICHARD SAENZ

Spanish Radio Analyst

Richard Saenz returns for his ninth season in the Arizona Diamondbacks radio booth, working as a fill-in color analyst with Oscar Soria and Miguel Quintana on the team's Spanish radio broadcasts on ESPN Deportes 710 AM.

Saenz oversaw the D-backs' marketing efforts in the Hispanic community from 1996-2008 and now works as a consultant to the organization. Prior to joining the D-backs, he spent 18 years with the Arizona Electric Power Cooperative in his native Benson, eventually becoming the company's Director of Business Development. Saenz also served four years as Mayor of

Benson from 1989-93.

Saenz played baseball for two years at Cochise College in Douglas, then continued his education and played baseball at Eastern Oregon State University in LaGrande, Ore.

Saenz and his wife, Sheri, reside in Phoenix with their son, R.J., and daughter, Katherine. He also has a daughter, Alisha, and four grandchildren, Jayden, Kendall, Carson and Elias.



## JODY JACKSON

FOX Sports Arizona

Pre- & Post-Game Host/In-Game Reporter

Jody Jackson joined FOX Sports Arizona in May 2000 and has been covering sports on television and radio for the last 15 years. She won an Emmy in 2006 for Best Live Sports Reporter from the Rocky Mountain Chapter of the National Association of Television Arts & Sciences and was named the second-best reporter in Phoenix for 2000 by the Arizona Republic.

During the Arizona Diamondbacks season, she can be seen working the telecasts as the pre- and post-game show host as well as the in-game reporter. Jackson also serves as host for the weekly "Maximum Cardinals" program and anchors "Maximum Cardinals, the Pre-game Show" for the Arizona Cardinals during the pre-season and handles sideline duties for those games. She has covered many of the biggest games and events in Arizona sports since 2000, including the 2001 World Series (D-backs), Super Bowl XLIII (Cardinals), Phoenix Suns and Phoenix Coyotes post-season appearances.

Jackson has also covered almost every aspect of Arizona State athletics during her time in the Valley. She is the host of "Devilball with Herb Sendek," is the sideline reporter during ASU's football and men's basketball games and hosted "Sun Devil Insider" from 2006-2008. In addition, she handled the interviews for the critically acclaimed "In My Own Words" with Larry Fitzgerald, Anquan Boldin and Kurt Warner.

A versatile media personality, Jackson has filled in as a sportstalk radio host on XTRA Sports 910 in Phoenix and has a weekly Friday segment on The FAN 1060.

Prior to landing in Arizona, Jackson worked in Buffalo, N.Y. at CBS affiliate, WTVB, where she covered the NFL's Bills, the NHL's Sabres and the Triple-A Buffalo Bisons. In working with the Bills, she was a co-anchor for post-game shows, a half-hour Sunday night show and contributed numerous pre-game features for the team's radio network (WGR) called "Jody's Journal." She also anchored WTVB's weekend sportcasts and covered upstate New York college and high sports as well.

Before her stint in Buffalo, she was a reporter, anchor and producer for Sportsradio 560 WQAM in Fort Lauderdale, Fla. from 1995-97. She was the station's primary reporter for the Miami Dolphins, covering the team at home and on the road as well as contributing to the pre- and post-game shows. Jackson also covered the Florida Marlins during their 1997 World Championship season, as well as the NHL's Florida Panthers, the NBA's Miami Heat during a pair of playoff runs and the University of Miami's football, basketball and baseball teams. At WQAM radio, she also hosted a weekly talkshow with local sports writers, filed pregame reports and organized two NFL Draft weekends for the station.

A 1995 graduate of the University of Miami, she received her bachelor degree in broadcast journalism and political science. At Miami, she served as a writer and assistant news editor for the student newspaper – the Miami Hurricane. She was also vice president of the UM chapter of Women in Communication and was the feature twirler for the University of Miami Band of the Hour.

Born in Hollywood, Fla., Jackson now resides in Tempe with her husband and children. She enjoys distance running and has run in a number of marathons and half-marathons.



## MARK McCLUNE

FOX Sports Arizona

In-Game Reporter

Mark McClune joined FOX Sports Arizona in 2006 and in his time with the network, has won three consecutive Emmy Awards for the best on-camera talent for sports in the Rocky Mountain Southwest region (2007-09). This past year, he won two more Emmys, including one for the best on-camera sports reporter, giving him his fifth Emmy Award in four years.

McClune can be seen on FOX Sports Arizona as a host of the Arizona Diamondbacks pre-game show, is an in-game reporter for both the D-backs and the Suns telecasts and handles play-by-play duties for the network's high school football package. McClune came to Arizona after three years in Spokane, Wash. He was the weekend sports anchor at KREM-TV where he followed the Seattle Seahawks to Super Bowl XL and Eastern Washington University to the NCAA basketball tournament. Prior to working at KREM, he was the Sports Director at KTVL-TV in Medford, Ore.

He played football and baseball at Cypress Creek High School in Houston, Texas, and is a graduate of the University of Texas, where interned at CNN-SI and News 8 Austin.

McClune and his wife, April, became parents in 2010, to their son, Greer Patrick. The entire family enjoys hiking with their dog Merton. McClune is also involved in the community as he has volunteered as a counselor at the MDA Camp the past two years and mentored at-risk youths as a participant in the Special Friends Program.



## BRAD STEINKE

FOX Sports Arizona

Post-Game Host/In-Game Reporter

Brad Steinke joined FOX Sports Arizona in 2001, and in his time as an anchor and host with the region's leader for local sports television coverage, he has established himself as one of the best in the business. He serves as the host for Arizona Diamondbacks post-game shows and also works as the in-game reporter.

Besides his anchoring duties for the "Qwest Diamondbacks Live" and "Qwest Suns Live" post-game shows, he is also part of the other original programming offerings the network produces. Steinke has also conducted the interviews for many of FOX Sports Arizona's acclaimed "In My Own Words" programs, profiling such local sports stars as Luis Gonzalez, Steve Nash, Steve Kerr, Grant Hill and Sean Miller.

A nine-time Emmy Award winner, Steinke has won an Emmy for the best sports anchor in the Rocky Mountain Southwest Chapter of the National Academy of Television Arts & Sciences in 2006, 2005 and 2003. At the latest Emmy Awards event, he took home an Emmy for his work on "In My Own Words - Grant Hill" which was named Best Interview/Discussion Program/Special or Series.

He has covered the Arizona sports scene for 19 years, working as an anchor in both the Phoenix and Tucson markets with FOX Sports Arizona, KNXV and KGUN. In 2002, the Arizona Republic named him the top anchor in the Phoenix market.

He joined FOX Sports Arizona after working for three years as an anchor for WAMI-TV in Miami, Fla., where he was the lead anchor for a nightly 30-minute sports show called "Sportstown." In addition to his anchoring duties in Miami, Steinke worked on Miami Heat basketball telecasts as its pre and post-game show host, and was the sideline reporter as well. He was also the pre and post-game host for Florida Marlins baseball telecasts on WAMI.

Steinke worked in Phoenix from 1996-98 as the sports director and anchor for KNXV-TV (Ch. 15) and was a sports reporter and anchor for KGUN-TV in Tucson from 1985-90. During his time in Arizona, he covered the debut seasons of three of the four professional sports teams in the Valley -- the D-backs, Coyotes and Cardinals. He also reported on the Phoenix Suns trip to the 1993 NBA Finals, the University of Arizona men's basketball team's 1997 national championship run and 1988 Final Four and Arizona State's 1997 Rose Bowl appearance.

Steinke was the sports anchor for KSL-TV in Salt Lake City from 1990-96. He hosted a weekly sports show entitled "Sportsbeat Saturday" and was often joined on that show by former Utah Jazz all-star forward Karl Malone. In addition to that duty, he hosted the Brigham Young University football and basketball coach's shows, did play-by-play for BYU basketball and hosted a sportstalk radio show for KSL radio.

He started in the television profession as a sports anchor and reporter at KTXS-TV in Abilene, Texas, after graduating from Southern Utah University in 1983. A four-time letterwinner for the Thunderbirds basketball team, he played for the Utah Jazz summer pro league team in 1983. A native of Salt Lake City, he attended Brighton High School where he was an all-state basketball player. He is also a member of the school's first-ever Hall of Fame induction class.



## TODD WALSH

FOX Sports Arizona

Pre- & Post-Game Host/In-Game Reporter

Todd Walsh has worked with FOX Sports Arizona since 2001 and fills many roles at the network, including its pre-game/post-game host and in-game reporter for Arizona Diamondbacks and Phoenix Coyotes telecasts. He also has worked as a sideline reporter for the Phoenix Suns and University of Arizona football and basketball telecasts when his busy schedule allows.

A five-time Emmy Award winner, he was most recently recognized in 2010 with the Emmy for best sports anchor. He was also named "Favorite Sportscaster" in Arizona Foothills Magazine "Best of Our Valley Poll" in November 2010. In 2008, he won Emmys for work done in conjunction with not only his coverage of the Arizona Diamondbacks, but the Phoenix Coyotes as well. His work on the "Diamondbacks Live" pre-game show was also honored with an Emmy Award in 2007, as it was the winner in the "News Producer" division. In September 2002, the Phoenix New Times honored him as the city's best sports television interviewer. The Arizona Republic named him the top sports reporter in Phoenix in 2001 and again in 2002.

In what was one of the top highlights of his career, D-backs pitcher Randy Johnson allowed him to become the first reporter to ever be invited inside his home to profile his baseball and rock 'n' roll memorabilia collection. The visit was for the critically acclaimed "In My Own Words – Randy Johnson" episode Walsh hosted. The show was awarded with an Emmy in 2008.

A fixture as well in Phoenix and Tucson sports radio, he has been the host for the Phoenix Coyotes radio pre-game broadcasts since 1996. He has also done weekday sports updates for KSLX radio (100.7 FM) in Phoenix and was the sports director for KDKB radio (93.3 FM).

Walsh worked for KTAR radio in Phoenix from 1988-93 as a sports reporter, talk show anchor and co-host of the pre and post game radio broadcasts for the Arizona Cardinals and Phoenix Suns. From 1991-93, he was the color commentator for Cardinals games.

From 1988-91, Walsh served as the play-by-play announcer for the Phoenix Firebirds of the Pacific Coast League (Triple-A minor league baseball) and in 1987, he did the play-by-play duties in Tucson for the Triple-A Tucson Toros and the University of Arizona Ice Cats hockey team.

A native of Rochester, N.Y., Walsh graduated from the University of Arizona in 1986 with a degree in radio and television. He got his start in the business while at the UA, hosting a nightly sports talk show and serving as the pre and post-game host for Arizona Wildcats football and basketball games on KNST radio. Also during his time at Arizona, he served as a basketball manager for Lute Olson and had a role as a sports reporter in the 1987 movie "Can't Buy Me Love."



## REMEMBERING OUR FRIENDS

### JOHN MICHAELSON RADIO BOOTH

The Sports 620 KTAR Radio booth at Chase Field was named after John Michaelson prior to the 2001 season, honoring the veteran producer/engineer who passed away in the winter of 2000. A veteran behind the scenes in radio broadcasting for years, including three seasons on D-backs broadcasts, Michaelson was a tireless worker and friend to all who came in contact with him.

### STEVE PASCENTE MEMORIAL PRESS LOUNGE

Steve Pascente was one of the most dedicated at his craft and died while on location covering football in Washington D.C. His wife, Julie, has kept his memory alive with the Steve Pascente Charitable Foundation, which supports a variety of foundations including Widowed With Children, The Steve Pascente Memorial Scholarships at Arizona State University and The Andre House. When the D-backs opened the 1998 season against the Colorado Rockies, Nick Pascente, the son of Steve and Julie, served as honorary batboy.

### DICK DOZER MEMORIAL PRESS BOX

Dick Dozer spent the majority of his life covering Major League Baseball for the *Chicago Tribune*, but he was hardly a stranger to the Valley. After leaving the beat of the big leagues, he arrived in Phoenix and wrote for the *Phoenix Gazette*, while also contributing his time in organizing the annual "Dream Game," an oldtimers contest that benefitted the Phoenix Memorial Hospital Foundation, and working with the Mesa Ho-Ho-Kams. Dozer was BBWAA Chapter President in 1976. He passed away in 1994, yet his memory lives on daily in the D-backs' front office. His son, Rich, was an integral player in the D-backs inception serving as team president from 1995 through 2006 and has an executive conference room named in his honor.

## D-BACKS RADIO & TELEVISION AFFILIATES

### RADIO NETWORK AFFILIATES

<u>ARIZONA</u>			<u>NEW MEXICO</u>		
Phoenix (Flagship)	<b>KTAR</b>	<b>620 AM</b>	Alamogordo	KNMZ	103.7 FM
Flagstaff	KVNA	600 AM	Albuquerque	KTBL/	1050 AM/
Globe	KIKO	1340 AM		KNML	920 AM
Holbrook	KDJI/KZUA	Z92 FM			
Kingman/Seligman	KZKE	104.9/103.3 FM			
Lake Havasu City	KNTR/KJJJ	980 AM	<b>SPANISH RADIO</b>		
Prescott Valley	KQNA/KPPV/	1130 AM	Phoenix (Flagship)	<b>KBMB/</b>	<b>710 AM</b>
	KDDL/KPKR/	106.7 FM		<b>ESPN Deportes</b>	
	KUGO				
Safford	KATO	1230 AM			
Sedona	KAZM	780 AM			
Springerville	KRVZ	1400 AM			
Show Low/Pinetop	KNKI	102.5 FM			
Tucson	KFFN	1490 AM			
Yuma	KCYK	1400 AM			

### TELEVISION NETWORK AFFILIATES

#### CABLE TELECASTS (150 Games)

Phoenix (Flagship) FOX Sports Arizona

## PRINT JOURNALISTS

### COVERING THE D-BACKS - AREA DAILY NEWSPAPERS

#### Arizona Daily Star

4850 S. Park Avenue  
Tucson, AZ 85726  
520.573.4145  
Sports Editor: Shannon Connor

#### Casa Grande Dispatch

309 W. 3rd Street  
Casa Grande, AZ 85122  
520.426.3814  
Sports Editor: Ed Petruska

#### East Valley Tribune

120 W. First Avenue  
Mesa, AZ 85210  
480.898.6525  
Sports Editor: Mark Heller

#### Arizona Daily Sun

P.O. Box 1849  
Flagstaff, AZ 86002  
928.556.2251  
Sports Editor: Bill Harris

#### Daily News-Sun

10102 Santa Fe Drive  
Sun City, AZ 85351  
623.876.2523  
Sports Editor: Rich Bolas

#### Wire Service Associated Press

1850 N. Central Ave., Suite 640  
Phoenix, AZ 85004  
602.258.8934  
Sports: Bob Baum, John Marshall

#### Arizona Republic

200 E. Van Buren  
Phoenix, AZ 85004  
602.444.8641  
Sports Editor: Mark Faller

#### Prescott Daily Courier

1958 Commerce Center Circle  
Prescott, AZ 86301  
928.445.1106  
Sports Editor: Keith Jiron

#### STATS

2775 Shermer Road  
Northbrook, IL 60062  
847.583.2100



## BASEBALL WRITERS ASSOCIATION OF AMERICA - ARIZONA CHAPTER

#### Lifetime Members

Barry Bloom  
Scott Bordow  
Mike Chesnick  
Pedro Gomez  
Corky Simpson

#### Arizona Republic

Mark Faller 1992  
Dan Bickley 2004  
Paola Boivin 2004  
Nick Piccoro 2005  
Bob McManaman 2010

#### Associated Press

Bob Baum 1999  
John Marshall 2011

#### Casa Grande Dispatch

Ed Petruska 2002

#### La Tribuna de Obregon

Eduardo Almada 2003

#### USA Today

Bob Nightengale 1986

#### At-Large

Jack Magruder 1998

## ELECTRONIC MEDIA

### TELEVISION STATIONS

#### PHOENIX

##### **KNXV-TV — Ch. 15 (ABC)**

515 N. 44th Street, Phoenix, AZ 85008  
602.685.6397 - General  
Sports Director: Craig Fouhy  
Sports Reporter: Jeff Heisner, Cory Williams

##### **KPHO-TV — Ch. 5 (CBS)**

4016 N. Black Canyon Highway, Phoenix, AZ 85017  
602.650.0719 - Sports Desk  
Sports Producer: Jody Isaac  
Sports Reporters: Scott Smith, Eric Sperling

##### **KPNX-TV — Ch. 12 (NBC)**

200 E. Van Buren, Phoenix, AZ 85004  
602.257.6661 - Sports Desk  
Sports Director: Kevin Hunt  
Sports Reporters: Bruce Cooper, Joe Pequeno

##### **KSAZ-TV — Ch. 10 (FOX)**

511 W. Adams Street, Phoenix, AZ 85003  
602.262.5124 - Sports Desk  
Sports Director: Jude LaCava  
Sports Reporters: Chris Katsaras, Gayle Jansen, Richard Saenz

##### **KTVK-TV — Ch. 3 (Independent)**

5555 N. Seventh Avenue, Phoenix, AZ 85013  
602.207.3476 - Switchboard  
Sports Director: Tim Ring  
Sports Reporters: Brad Cesmat

##### **FOX Sports Arizona (Rightsholder)**

Arizona Center  
455 N. 3rd Street, Suite 290, Phoenix, AZ 85004  
602.257.9500 - Switchboard  
Sports Reporters: Jody Jackson, Mark McClune, Brad Steinke, Todd Walsh

#### TUCSON

##### **KGUN-TV — Ch. 9 (ABC)**

7280 East Rosewood Street, Tucson, AZ 85710  
520.290.7730 - Sports Desk  
Sports Director: Dave Silver  
Sports Reporter: Jake Knapp

##### **KOLD-TV — Ch. 13 (CBS)**

7831 N. Business Park Drive, Tucson, AZ 85743  
520.744.6397 - General  
Sports Director: Damien Alameda  
Sports Reporter: Dave Cooney

##### **KVOA-TV — Ch. 4 (NBC)**

209 W. Elm, Tucson, AZ 85743  
520.624.2477 - General  
Sports Director: Ryan Recker  
Sports Reporter: George Savaricas

##### **KMSB-TV — Ch. 11 (FOX)**

1855 N. 6th Ave., Tucson, AZ 85705  
520.770.1123 - General  
Sports Director: Vinnie Vinzetta  
Sports Reporter: Kevin Lewis

### VALLEY-AREA RADIO STATIONS

##### **ESPN Deportes — 710 (Spanish Language)**

501 N. 44th Street, Suite 425, Phoenix, AZ 85008  
602.776.1429  
Sports: Miguel Quintana, Oscar Soria, Richard Saenz

##### **Sports 620 KTAR-AM — 620**

##### **News-Talk 92.3 KTAR-FM — 92.3**

7740 N. 16th Street, Suite 200, Phoenix, AZ 85020  
602.263.5556  
Sports: Mark Asher, Dave Burns, Paul Calvisi, Doug Franz, John Gambadoro, Ron Wolfley, Craig Grialou, Ryan Lindsay, Rod Lakin, Bryan Gibberman

##### **The Fan — Sporting News Radio KDUS-AM — 1060**

1900 W. Carmen, Tempe, AZ 85283  
480.838.0400  
Sports: Bob Kemp, Dan Manucci, Vince Marotta, Kevin McCabe, Mike Muracco, Chuck Powell, Angel Velasquez, Eric Sorenson, CJ Boyle

##### **XTRA-AM — 910**

4686 E. Van Buren Street, Suite 300, Phoenix, AZ 85008  
602.374.6000  
Sports: Dan Bickley, Mike Jurecki, Michael Bauer



## COMMUNICATIONS DEPARTMENT



**Shaun Rachau**

Vice President,  
Communications  
602.462.6686 Office  
602.421.7785 Cell  
srachau@dbacks.com  
@SRachauDbacks



**Casey Wilcox**

Manager,  
Player & Media Relations  
602.462.6661 Office  
602.741.4810 Cell  
cwilcox@dbacks.com  
@dbacks



**Morgan Ballard**

Coordinator,  
Player & Media Relations  
602.462.6532 Office  
602.510.4951 Cell  
mballard@dbacks.com  
@dbacks



**Mallory Conger**

Coordinator,  
Communications  
602.462.6688 Office  
602.402.8715 Cell  
mconger@dbacks.com  
@DbacksMallory

### COMMUNICATIONS RESOURCES

**Press Box Phone:** 602.462.4565

**Online Press Box:** [press.dbacksmedia.com](http://press.dbacksmedia.com)

**Credentials:**

**Social Media:**

*Approved media should e-mail any D-backs Communications' staff member for login and password*  
<https://credentials.mlb.com/Credential/login.do>

[Twitter.com/dbacks](https://twitter.com/dbacks)  
[Facebook.com/dbacks](https://facebook.com/dbacks)

## MEDIA COVERAGE POLICIES

It is once again a privilege for our staff to be of assistance as you cover the Arizona Diamondbacks. Following are the Player & Media Relations policies for the 2011 season. If you have any questions, do not hesitate to ask any member of our staff and we will make every effort to fulfill your needs.

**WORKING PRESS CREDENTIALS:** Pursuant to Major League Baseball policy, all season credentials issued by the Arizona Diamondbacks will include a laminated picture identification. Due to security issues, no member of the media will be allowed access to Chase Field without showing a photo ID. Daily passes will be issued to media members who do not qualify for season credentials. Media who qualify for daily credentials include: freelance writers on a specific assignment for a publication, representatives of weekly and monthly publications working on special coverage, and additional radio and television representatives when the need arises for extra pre-game personnel (i.e. live shots, etc.). Requests from representatives of blogs/Web sites, collegiate/high school media (radio, television, print) will be reviewed on a case-by-case basis, according to MLB policies. Requests for daily credentials must come directly from the affiliation editor, producer, or director, at least 24 hours in advance of the game being requested. All daily credential requests must be submitted via: <https://credentials.mlb.com/Credential/login.do>.

**PHOTO CREDENTIALS:** Daily photo passes will be issued to photographers on assignment for legitimate news gathering organizations, and representatives of companies licensed by Major League Baseball. Requests for photographer credentials must follow the procedure detailed above. **The Arizona Diamondbacks will not issue credentials to freelance photographers.** Please remember that priority in all photo areas will be granted to news organizations on nightly deadlines. Field photo space at Chase Field is at a premium and priority for space will be given to daily publications and wire services. There is also a small space designated for in-game photography in the front row of the press box. All photographs taken are to be used for news-gathering purposes or officially licensed products only. Any other use of photographs taken will be considered a violation of existing trademark and copyright restrictions.

**AUTOGRAPH POLICY:** Credentialed members of the media are prohibited from requesting autographs or equipment on the playing field, in the dugout or in the clubhouse. Any violation of these guidelines will result in immediate revocation of the credential and bar future use.

**CLUBHOUSE ACCESS:** All credentials will list specific locations in Chase Field where access is permitted. Members of the media must have a specific reason for clubhouse access to gain admittance. The clubhouse is the dressing and preparation area for the players for that day's game and is not a place for the media to congregate. The clubhouse will close one hour prior to the first pitch, and there may be times where the clubhouse will close earlier for team meetings. Generally, no more than a 10-minute "cooling off" period is applied after games. Post-game access to the visiting clubhouse will be determined by the individual club's policies.

**FIELD ACCESS:** All members of the media with field access provided on their credential will be allowed to conduct interviews during specified times prior to the start of the game. The field must be cleared 50 minutes prior to the beginning of the game, and at no time is the media permitted in fair territory, or outside the first and third base bags. These precautions are for the safety of all involved while batting practice is in progress.

**LIVE TRANSMISSIONS:** Non-rightsholders are permitted to transmit live reports from Chase Field prior to and after every game. All television live shots must be done in designated areas outside the clubhouse due to space limitations, or on the warning track area outside either dugout. Live television reports by non-rightsholders are prohibited while the rightsholder is on the air or the game is in progress. **Radio stations and assigned correspondents for out of town reports are allowed to give inning or half inning score updates. At no time can they file reports once play is under way. Any violation of these policies will result in immediate revocation of credentials.**

**CELLULAR PHONES:** The use of cellular phones is prohibited on the field or in either clubhouse. The only time a radio correspondent can use a cellular phone for an interview would be in either dugout after receiving advance permission from the player or staff member. Any other telephone interviews must be arranged through the D-backs' Player & Media Relations Department.

**ROVING CAMERAS:** Television stations are prohibited from using a camera light in the seating area of the ballpark. Should a light come on, the game could be stopped by the umpiring crew and any stoppage in play due to a camera light will result in revocation of the credential. Separate credentials will be available for "roving" the stands prior to games. For the comfort of our fans, interviews are to be conducted on the concourse, not in the stands while the game is in progress.

**WORKING PRESS BOX:** The press box at Chase Field is located directly behind home plate. The writers' wing is on the first base side, while the broadcast booths are behind the plate and towards the third base side. The front row of the Working Press Box is for members of the BBWAA. All electronic media seats are in the second and third rows. Game notes and statistics will be available for pick-up at least two hours before game time in the area immediately behind the working press box. The D-backs also offer additional working space, with television monitors, in the area behind the press box. A fax machine and copier are available in the press box should the need arise. The press box is an active working area and cheering and loud conversation will not be permitted. At no time will guests be permitted in the press box. The Arizona Diamondbacks prohibit any person under the age of 18 from entering the press box level on game days.

**PRESS DINING:** The press dining room is located behind the press box. As is consistent with all National League clubs, pre-game meals for the media will be available for a cost and will be served two hours prior to game time through the end of the second inning. Media members must be properly credentialed for admittance to the dining room.

**PHONES FOR MEDIA:** The Arizona Diamondbacks are fortunate to have an ample supply of Charge Call phones in the press box. If for some reason media members feel there are not enough lines available, they should investigate installing their own line for use during the season. To have a phone extension installed for the season, or for a single visit to Chase Field, please contact Vicki Berryman at 602.462.6099.



## COMMUNICATIONS STANDARDS

The Arizona Diamondbacks respectfully request your cooperation in adhering to our communication standards, which are an important factor in building a consistent brand.

### OFFICIAL TEAM NAMES, ASSOCIATED BRANDS & ADDITIONAL NAMES

Our official team name is the **Arizona Diamondbacks**. The use of the name "D-backs" is also acceptable in many situations and the team encourages its use. In most cases, please do not refer to the team as "Arizona."

Names and abbreviations that **ARE NOT** to be used include:

- ◆ D'backs
- ◆ D-Backs
- ◆ Diamondback's
- ◆ AZ D-Backs
- ◆ AZ Diamondbacks
- ◆ Snakes

Additional names associated with the team that can also be used include:

- ◆ Chase Field
- ◆ Arizona Diamondbacks Foundation
- ◆ "Diamonds Back" Field Building Program

## DEPARTAMENTO DE COMUNICACIONES

<b>Vicepresidente de Comunicaciones</b> .....	Shaun Rachau
<b>Gerente de Relaciones de Prensa y Jugadores</b> .....	Casey Wilcox
<b>Coordinadora de Relaciones de Prensa y Jugadores</b> .....	Morgan Ballard
<b>Coordinadora de Comunicaciones</b> .....	Mallory Conger

## REGLAS PARA LA MEDIA

Una vez mas, es un privilegio a poder asistirlos en cubrir los Arizona Diamondbacks. Siguiendo son las reglas del Departamento de las Relaciones de la Prensa y los Jugadores. Si tiene alguna pregunta, por favor comuníquese con alguien de nuestro departamento.

**CREDENCIALES DE TRABAJO:** De acuerdo con la política del Béisbol De Grandes Ligas, todas las credenciales de temporada completa de los Arizona Diamondbacks incluirán una foto personal. Es requerido que los miembros de la prensa carguen la credencial en todo momento ya que pueden ser pedidas por miembros de seguridad, sobre todo en la entrada al Chase Field ya que sin ellas no podrán entrar. Para calificar a los pases para juegos individuales deben ser: escritores independientes en una asignación específica para alguna publicación, representantes de una publicación semanal o mensual trabajando en una cobertura especial, y representantes adicionales de radio y televisión cuando las necesidades ameriten personal extra. Solicitudes de representantes de blogs/sitios Web, prensa universitaria (radio, televisión o revistas) serán revisadas caso por caso, de acuerdo a políticas de MLB. Credenciales para juegos individuales deben ser pedidas por el editor, productor o director por lo menos 24 horas antes del partido. A partir del 2010, todas las peticiones de credenciales para juegos individuales deberán ser enviadas a <https://credentials.mlb.com/Credential/login.do>.

**CREDENCIALES DE FOTOGRAFIA:** Pases de foto serán dadas a fotógrafos que estén reuniendo información para algún noticiero reconocido y representantes de compañías que estén licenciadas por el Béisbol De Grandes Ligas. Pedidos para credenciales de fotografía tendrán que seguir los mismos pasos ya mencionados bajo. Los Arizona Diamondbacks no autorizan credenciales para fotógrafos independientes. Por favor recuerde que noticieros con fecha tope tendrán prioridad en todas las áreas dedicadas a fotógrafos. Aparte de las áreas a nivel de campo, también hay un espacio chico designado para fotógrafos que deseen tomar fotos durante el partido en la primera fila en el cuarto de prensa. Todas las fotografías tomadas deben ser utilizadas para algún noticiero o para productos oficialmente reconocidos por la organización. Cualquier otro uso de estas fotografías serán consideradas como violación de marca registrada. Fotógrafos están prohibidos entrar a los vestidores, excepto cuando se haya hecho otros arreglos con un representante del departamento.

**MEDIOS DE INTERNET:** Solamente aquellas personas que estén licenciadas por el Béisbol De Grandes Ligas tienen el derecho exclusivo de reportar las descripciones y jugada por jugada del partido por Internet. Ninguna transmisión de parte de cualquier otro medio será permitido que origine dentro del estadio, incluyendo video de alguna cámara que este situada dentro del estadio. Infracciones tendrán como resultado revocación de credencial y puede ser susceptible por medio de la ley. Los Arizona Diamondbacks no autorizan credenciales a personas de sitios web, excepto que el sitio sea una organización de noticias nacionalmente reconocida.

**POLICE DE AUTOGRAFOS:** Esta prohibido que miembros de la prensa con credenciales pidan autógrafos o equipo en el terreno de juego, dugout o vestidores. Cualquier infracción tendrá como resultado revocación inmediata de la credencial e impedirá el uso futuro.

**ACCESO AL VESTIDOR:** Toda credencial listara localidades específicas dentro del Chase Field en donde acceso sea permitido. Miembros de la prensa tendrán que tener una razón específica para tener acceso al vestidor. El vestidor no es lugar para que la prensa congregate. El vestidor cerrara una hora antes del primer lanzamiento, y habrá ocasiones donde cerrará antes para juntas del equipo. Generalmente, un periodo de no más 10 minutos es permitido después del partido para que los jugadores se relajen. Acceso después del partido al vestidor del equipo contrario será determinado por las reglas individuales del equipo.

**ACCESO AL CAMPO:** Todos los miembros de prensa con derecho de estar en el campo de juego tendrán la oportunidad de obtener entrevistas en tiempos designados antes del inicio del partido. La prensa debe salir del campo 50 minutos antes del inicio del partido. La prensa en ningún momento es permitida en terreno bueno (dentro las líneas de foul), o detrás de la primera o tercera base. Estas precauciones son por motivos de seguridad.

**TRANSMISIONES EN VIVO:** Estaciones sin derechos de transmitir el partido en vivo pueden transmitir informes desde el Chase Field antes y después de todos los partidos. Todo el video de televisión que sea transmitido en vivo tiene que ser desde áreas designadas afuera del vestidor o desde la franja de advertencia afuera de cualquier dugout. Transmisiones en vivo durante el partido son prohibidas a las estaciones de televisión que no tengan el derecho de transmitir el juego por medio de contrato directamente con los Arizona Diamondbacks. Estaciones de radio y corresponsales para reportes fuera de la ciudad son permitidas para dar información del partido entre o después de las entradas. En ningún momento pueden dar información durante el partido. Cualquier infracción tendrá como resultado revocación inmediata de la credencial.

**TELEFONOS CELULARES:** El uso de teléfonos celulares esta prohibido en el campo y en los dos vestidores. Para que un corresponsal de radio pueda hacer una entrevista por teléfono, el corresponsal debe tener autorización del jugador o de un miembro del departamento. Cualquier otra entrevista por teléfono debe de ser coordinada por medio del Departamento de las Relaciones de la Prensa y los Jugadores de los Diamondbacks.

**CAMARAS DE TELEVISION:** El uso de luces para cámaras de televisión esta prohibido en el área de asientos del estadio. El juego podría ser parado por los umpires y cualquier parada en el juego debido a esta causa tendrá como resultado revocación de la credencial. Fotografías desde el área de los asientos están prohibidas y todas las entrevistas de televisión deben ser conducidas en el área de los restaurantes detrás de los asientos durante el partido.

**AREA DE PRENSA:** La tribuna de prensa del Chase Field esta localizada directamente detrás de home. El área de escritores está al lado de la primera base, mientras los puestos emisores están detrás de caja de bateo para el lado de tercera base. La primera fila de la tribuna de prensa de trabajo es para miembros del BBWAA. Todos los asientos de medios electrónicos están localizados en la segunda y tercera fila. Notas y estadísticas del juego estarán disponibles por lo menos dos horas antes del inicio del partido en el área inmediatamente detrás de la tribuna de prensa. Los Diamondbacks también ofrecen un área adicional de trabajo, con monitores de televisión, en el área detrás de la tribuna de prensa. Una maquina de fax y una copiadora está disponible en la tribuna de prensa. La tribuna de prensa es un área de trabajo activa y vitoreando y conversaciones fuertes no se permitirán. Personas que no tengan credencial para la tribuna de prensa en ningún momento serán permitidas. Los Arizona Diamondbacks le prohíben a cualquier persona menor de 18 años la entrada a la tribuna de prensa los días de juego.

**SALA DE COMEDOR:** La sala de comedor esta localizada detrás de la tribuna de prensa. Comida para los miembros de prensa estará disponible por un costo y será servida 2 horas antes del inicio del partido y finalizará después de la segunda entrada. Los miembros de medios deben tener credencial para poder entrar al comedor.

**TELEFONOS PARA LOS MEDIOS:** Los Arizona Diamondbacks tienen el lujo de tener una abundante cantidad de teléfonos para llamadas de carga en la tribuna de prensa. Si por alguna razón miembros de la prensa sienten que no hay suficientes líneas disponibles, ellos deben investigar instalar su propia línea para el uso durante la temporada. Para tener una extensión de teléfono instalada para la temporada, o para una sola visita al Chase Field, por favor comuníquese con Vicki Berryman al 602.462.6099.



## D-BACKS ON THE INTERNET

The Arizona Diamondbacks' official Web site is part of Major League Baseball Advanced Media (MLBAM) and contains the most up-to-date information in Major League Baseball web life.

Updated daily, it provides fans with the latest news and information about the D-backs, featuring team press releases, a *D-backs Insider* archive, information on Chase Field, box scores, real-audio broadcasts, and daily game notes. Fans can also order tickets, receive updated statistics and order team shop merchandise, as well as get the latest news on future D-backs with links to the minor league teams.

The D-backs' Web site, which is supervised by Steve Gilbert, can be accessed at:

**dbacks.com**

**losdbacks.com**

## ITEMS OF INTEREST

**BATTING CHAMPIONSHIP QUALIFICATIONS:** To win a batting title a player must have 502 or more actual plate appearances, the equivalent of 3.1 appearances for each of the 162 scheduled games.

### DISABLED LISTS:

**(1) 15-DAY DISABLED LIST--**The minimum period of inactivity is 15 calendar days. There is no limit on the number of players that may be on the list at one time.

**(2) EMERGENCY DISABLED LIST--**The minimum period of inactivity is 60 calendar days. There is no limit on the number of players on this list at one time, but his list may only be used when the club is at the maximum limit of 40 players under control. Players on the 60-day list do no count against the 40-man roster.

**EARNED RUN AVERAGE CHAMPION QUALIFICATIONS:** To win the ERA title a pitcher must have at least as many innings pitched as the number of games scheduled for each club in his league that season and have the lowest ERA.

**MAJOR LEAGUE YEAR:** 172 days constitutes a full year of Major League service.

**PINCH HITTING:** A player shall be considered a pinch-hitter only if he enters the game as a substitute batter and then only on his first time at bat, which must be before he becomes a fielder. If the team bats around in the inning and a pinch hitter comes up a second time, he will not be considered a pinch hitter the second time.

**ROOKIE QUALIFICATIONS:** A player shall be considered a rookie unless, during a previous season or seasons, he has:

- (1) Exceeded 130 at bats or 50 innings pitched in the Major Leagues, or
- (2) Accumulated more than 45 days on the active roster of a Major League club or clubs during the period of the 25-man roster (excluding time in military service).

**SAVE RULE:** A pitcher shall be credited with a save when he meets all three of the following conditions:

- (1) He is the finishing pitcher in a game won by his club, and
- (2) He is not the winning pitcher, and
- (3) He qualifies under one of the following conditions:
  - (a) He enters the game with a lead of no more than three runs and pitches at least one inning, or
  - (b) He enters the game regardless of the count, with the potential tying run either on base, at bat, or on deck (that is, the potential tying run is either already on base or is one of the first two batsmen he faces), or
  - (c) He pitches effectively for at least three innings.

**SUSPENDED GAMES:** For the purpose of this rule, all performances in the completion of a suspended game shall be considered as occurring on original date of this game.

**WAIVER REGULATIONS:** From 30 days after the start of the season, players are available for claiming off waivers in reverse order of standings, at the time waivers expire. Otherwise, players are available for claiming off waivers in reverse order of standings at the close of the preceding season. With respect to trades, no waivers are necessary from 5 p.m. (ET) the after the scheduled end of the regular season through July 31. Waivers are necessary from August 1 through the day after the scheduled end of the regular season.

## HOW TO FIGURE

**BATTING AVERAGE:** Divide the number of at bats into the number of hits.

**EARNED RUN AVERAGE:** Multiply the number of earned runs by nine, take that number and divide it by the total innings pitched.

**FIELDING PERCENTAGE:** Divide the total number of putouts and assists by total chances (putouts, assists and errors).

**MAGIC NUMBERS:** Determine the number of games yet to be played, add one, then subtract the number of games ahead in the loss column of the standings from the closest opponent.

**ON-BASE PERCENTAGE:** Add the total of hits, walks and hit by pitches and divide by the total of at bats, walks, hit by pitches and sacrifice flies.

**SLUGGING PERCENTAGE:** Divide total bases by the total times at bat. (At bats do not include walks, sacrifices, hit by pitcher, or times awarded first base by interference or obstruction).

**WINNING PERCENTAGE:** Divide the number of games won by the total games won and lost.



## NOTES

---

## NOTES

---

## NOTES

---

# Stunning HD and a sudden fear of foul balls.

*WE BRING THE **D-BACKS** HOME*

**FS**ARIZONA™  
**FOXSPORTS**ARIZONA.COM



*Home of the D-backs*



See photos, videos columns  
& more...

**ARIZONA**  
**SPORTS.com**

Arizona's Sports Page





# ALL STAR SUMMER

2011

## ARIZONA DIAMONDBACKS 2011 SCHEDULE

### APRIL

SUN	MON	TUE	WED	THU	FRI	SAT
					1 COL 1:10	2 COL 5:10
3 COL 12:10	4 CHC 11:20	5 CHC 11:20	6 CHC 11:20	7	8 CIN 6:40	9 CIN 5:10
10 CIN 1:10	11 STL 6:40	12 STL 6:40	13 STL 6:40	14	15 SF 6:40	16 SF 5:10
17 SF 1:10	18	19 CIN 4:10	20 CIN 4:10	21 CIN 9:35	22 NYM 4:10	23 NYM 10:10
24 NYM 10:10	25 PHI 6:40	26 PHI 6:40	27 PHI 12:40	28 CHC 6:40	29 CHC 6:40	30 CHC 5:10

### MAY

SUN	MON	TUE	WED	THU	FRI	SAT
1 CHC 1:10		3 COL 6:40	4 COL 6:40	5 COL 6:40	6 SD 7:05	7 SD 5:35
8 SD 1:05		10 SF 7:15	11 SF 7:15	12 SF 12:45	13 LAD 7:10	14 LAD 4:10
15 LAD 1:10	16 SD 6:40	17 SD 6:40	18 ATL 6:40	19 ATL 6:40	20 MIN 6:40	21 MIN 7:10
22 MIN 1:10	23	24 COL 5:40	25 COL 5:40	26 COL 5:40	27 HOU 5:05	28 HOU 4:05
29 HOU 11:05	30 FLA 5:10	31 FLA 6:40				

### JUNE

SUN	MON	TUE	WED	THU	FRI	SAT
			1 FLA 4:40	2 WSH 6:40	3 WSH 6:40	4 WSH 5:10
5 WSH 1:10	6	7 PIT 4:05	8 PIT 4:05	9 PIT 4:05	10 FLA 4:10	11 FLA 4:10
12 FLA 10:10	13 FLA 4:10	14 SF 6:40	15 SF 6:40	16 SF 6:40	17 CWS 6:40	18 CWS 5:10
19 CWS 1:10	20	21 KC 5:10	22 KC 5:10	23 KC 5:10	24 DET 4:05	25 DET 4:05
26 DET 10:05	27 CLE 6:40	28 CLE 6:40	29 CLE 12:40	30		

### JULY

SUN	MON	TUE	WED	THU	FRI	SAT
					1 OAK 7:05	2 OAK 6:05
3 OAK 1:05	4 MIL 1:10	5 MIL 5:10	6 MIL 11:10	7 STL 5:15	8 STL 5:15	9 STL 4:15
10 STL 11:15					15 LAD 6:40	16 LAD 5:10
17 LAD 1:10	18 MIL 6:40	19 MIL 6:40	20 MIL 6:40	21 MIL 6:40	22 COL 6:40	23 COL 5:10
24 COL 1:10	25	26 SD 7:05	27 SD 7:05	28 SD 12:35	29 LAD 7:10	30 LAD 7:10
31 LAD 1:10						

### AUGUST

SUN	MON	TUE	WED	THU	FRI	SAT
	1 SF 7:15	2 SF 7:15	3 SF 12:45		5 LAD 6:40	6 LAD 5:10
7 LAD 1:10	8 HOU 6:40	9 HOU 6:40	10 HOU 6:40	11 HOU 6:40	12 NYM 6:40	13 NYM 5:10
14 NYM 1:10	15	16 PHI 4:05	17 PHI 4:05	18 PHI 4:05	19 ATL 4:35	20 ATL 4:10
21 ATL 10:35	22 WSH 4:05	23 WSH 4:05	24 WSH 4:05	25 WSH 4:05	26 SD 6:40	27 SD 5:10
28 SD 1:10	29 COL 6:40	30 COL 6:40	31 COL 6:40			

### SEPTEMBER

SUN	MON	TUE	WED	THU	FRI	SAT
				1	2 SF 7:15	3 SF 6:05
4 SF 1:05	5 COL 12:10	6 COL 5:40	7 COL 5:40	8 SD 6:40	9 SD 6:40	10 SD 5:10
11 SD 1:10	12 LAD 7:10	13 LAD 7:10	14 LAD 7:10	15	16 SD 7:05	17 SD 5:35
18 SD 1:05	19 PIT 6:40	20 PIT 6:40	21 PIT 12:40	22	23 SF 6:40	24 SF 5:10
25 SF 1:10	26 LAD 6:40	27 LAD 6:40	28 LAD 6:40	29	30	

All times subject to change. All times Arizona time. Price tier for specific game dates subject to change.

HOME GAMES  
AWAY GAMES

FS = FSARIZONA Broadcast

FOX = FOX National Broadcast

dbacks.com

602.514.8400

presented by  
**GIL RIVER**  
CASINOS


# NEW!

# Point. Shoot. Deposit.

Introducing Chase QuickDeposit<sup>SM</sup>



Official Bank of the Arizona Diamondbacks.



**Now you can deposit checks into your account with your iPhone®.** From anywhere, anytime. Just take a photograph of the front and back of your endorsed check using the Chase Mobile<sup>SM</sup> app on your iPhone and hit send. So no matter where you are, you can make deposits safely and securely with QuickDeposit.

**CHASE WHAT MATTERS<sup>SM</sup>**

Stop into a branch or go to [chase.com/QuickDeposit](http://chase.com/QuickDeposit)

# CHASE

Must download Chase Mobile app from the App Store™ and enroll in Chase Online™. Requires iPhone 3 or higher. App Store and iPhone are trademarks of Apple, Inc. Message and data rates from your wireless provider may apply. Subject to eligibility and further review. Deposits are subject to verification and not available for immediate withdrawal. Deposit limits and other restrictions apply.  
© 2010 JPMorgan Chase Bank, N.A. Member FDIC

# CHOOSE TASTE.



**GREAT BEER  
GREAT RESPONSIBILITY.**  
©2010 MILLER BREWING CO., MILWAUKEE, WI