

2010 N.L. WILD CARD CHAMPIONS



MEDIA GUIDE

2011



MARTIN PRADO

- 2010 All-Star

TIM HUDSON

- 2010 MLB Comeback Player of the Year
- 2010 Hutch Award Winner

BRIAN McCANN

- Five-time All-Star
- Four-time Silver Slugger
- 2010 All-Star Game MVP

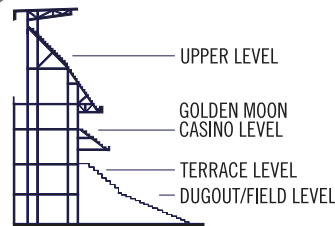
JASON HEYWARD

- *Baseball America* N.L. Rookie of the Year
- *Sporting News* N.L. Rookie of the Year
- 2010 All-Star



The 2010 season marked
the end of Bobby Cox's
legendary managerial career.

To honor his accomplishments and
pay tribute to his lifetime dedication
to the game of baseball, the Club will
induct Bobby into the Braves Hall of
Fame and retire his number 6 on
Friday, August 12, 2011.



Braves 2011 SCHEDULE

MARCH/APRIL

S	M	T	W	T	F	S
		29 MIN 7:10	30 SS 12:05	31 WAS 1:05	1	2 SS WAS 1:05
3 FSS WAS 1:35	4	5 SS MIL 2:10	6 SS MIL 8:10	7 SS MIL 8:10	8 PTV PHI 7:35	9 FOX PHI 1:10
10 FSS PHI 1:35	11	12 FSS FLA 7:10	13 PTV FLA 7:10	14 PTV FLA 7:10	15 PTV NYM 7:35	16 FOX NYM 4:10
17 FSS NYM 1:35	18 SS LAD 10:10	19 SS LAD 10:10	20 SS LAD 10:10	21 SS LAD 3:10	22 SS SF 10:15	23 FOX SF 4:10
24 FSS SF 4:05	25 SS SD 10:05	26 SS SD 10:05	27 SS SD 3:35	28	29 PTV STL 7:35	30 FOX STL 1:10

JULY

S	M	T	W	T	F	S
					1 SS BAL 7:35	2 SS BAL 7:10
3 FSS BAL 1:35	4 PTV COL 7:10	5 PTV COL 7:10	6 PTV COL 7:10	7 PTV COL 1:05	8 SS PHI 7:05	9 FOX PHI 4:10
10 FSS PHI 1:35	11	12	13	14	15 SS WAS 7:35	16 SS WAS 7:10
17 FSS WAS 1:35	18 PTV COL 8:40	19 PTV COL 8:40	20 PTV COL 8:40	21 SS COL 3:10	22 SS CIN 7:10	23 FOX CIN 4:10
24 FSS CIN 1:10	25 SS PIT 7:10	26 SS PIT 7:10	27 SS PIT 7:10	28 PTV PIT 7:10	29 PTV FLA 7:35	30 PTV FLA 7:10
31 FSS FLA 1:35						

MAY

S	M	T	W	T	F	S
1 FSS STL 1:35	2 PTV MIL 7:10	3 PTV MIL 7:10	4 PTV MIL 7:10	5 PTV MIL 7:10	6 SS PHI 7:05	7 SS PHI 7:05
8 ESPN PHI 8:05	9	10 SS WAS 7:10	11 SS WAS 7:10	12 SS WAS 7:10	13 PTV PHI 7:35	14 PTV PHI 1:05
15 FSS PHI 2:10	16 PTV HOU 7:10	17 SS HOU 1:05	18 SS ARZ 9:40	19 SS ARZ 9:40	20 SS LAA 10:05	21 SS LAA 10:05
22 FSS LAA 3:35	23 SS	24 SS PIT 7:05	25 SS PIT 12:35	26	27 PTV CIN 7:35	28 FOX CIN 7:10
29 ESPN CIN 8:05	30 SS SD 1:05	31 PTV SD 7:10				

AUGUST

S	M	T	W	T	F	S
	1 SS WAS 7:05	2 SS WAS 7:05	3 SS WAS 1:05	4	5 SS NYM 7:10	6 SS NYM 7:10
7 FSS NYM 1:10	8 SS FLA 7:10	9 SS FLA 7:10	10 SS FLA 7:10	11	12 SS CHC 7:35	13 PTV CHC 7:10
14 FSS CHC 1:35	15 PTV SF 7:10	16 PTV SF 7:10	17 PTV SF 7:10	18 SS SF 7:10	19 PTV ARZ 7:35	20 PTV ARZ 7:10
21 FSS ARZ 1:35	22 PTV CHC 8:05	23 PTV CHC 8:05	24 PTV CHC 8:05	25 SS CHC 2:20	26 SS NYM 7:10	27 FOX NYM 4:10
28 FSS NYM 1:10	29	30 PTV WAS 7:10	31 PTV WAS 7:10			

JUNE

S	M	T	W	T	F	S
			1 PTV SD 7:10	2	3 SS NYM 7:10	4 SS NYM 7:10
5 FSS NYM 1:10	6	7 SS FLA 7:10	8 SS FLA 7:10	9 SS FLA 7:10	10 SS HOU 8:05	11 SS HOU 7:05
12 FSS HOU 2:05	13 SS HOU 8:05	14 SS NYM 7:10	15 PTV NYM 7:10	16 PTV NYM 7:10	17 PTV TEX 7:35	18 FOX TEX 4:10
19 FSS TEX 1:35	20 PTV TOR 7:10	21 PTV TOR 7:10	22 SS TOR 1:05	23	24 SS SD 10:05	25 SS SD 8:35
26 FSS SD 4:05	27 SS SEA 10:10	28 SS SEA 10:10	29 SS SEA 3:40	30		

SEPTEMBER

S	M	T	W	T	F	S
				1 FSS WAS 7:10	2 PTV LAD 7:35	3 SS LAD 7:10
4 FSS LAD 1:35	5 PTV PHI 7:05	6 PTV PHI 7:05	7 PTV PHI 7:05	8	9 SS STL 8:15	10 SS STL 7:15
11 FSS STL 2:15	12 SS FLA 7:10	13 SS FLA 7:10	14 SS FLA 12:05	15	16 SS NYM 7:35	17 SS NYM 7:10
18 FSS NYM 1:35	19 SS FLA 7:10	20 SS FLA 7:10	21 SS FLA 7:10	22	23 SS WAS 7:05	24 SS WAS 1:05
25 FSS WAS 1:35	26 SS PHI 7:10	27 SS PHI 7:10	28 SS PHI 7:10	29	30	

Home Games
Away Games

All times Eastern and subject to change.

LISTEN TO THE GAMES ON:



ROCK100.5
ATLANTA'S ROCK STATION

93.7 FM

WATCH THE GAMES ON:

SPORTSOUTH

FS SOUTH

Peachtree TV

FOX

ESPN

Table of Contents

Front Office Directory

Officers and Executives	7
Front Office Directory	7-11
Front Office Executives	
Henry Aaron	16-17
Bill Bartholomay	13
Greg Heller	24
Bruce Manno	20
Terry McGuirk	12
Chip Moore	23
Mike Plant	21
Derek Schiller	22
John Schuerholz	14-15
Frank Wren	18-19

Manager & Staff

Fredi Gonzalez	26-27
Alan Butts	38
Bobby Dews	40
Lee Elia	41
Phil Falco	39
Roger McDowell	28-29
Larry Parrish	30-31
Terry Pendleton	32-33
Eddie Perez	34-35
Brian Snitker	36-37
Carlos Tosco	37-38
Medical Staff	42-43
Clubhouse Staff	44-45
Grounds Crew	46

2011 Player Bios

2011 40-Man Roster	48-51
Non-Roster Invitees	50-51
Player Bios	52-186
Jairo Asencio	52
Juan Abreu	53
Brandon Beachy	54-55
Christian Bethancourt	55
J.C. Boscan	56-57
Shawn Bowman	58
Michael Broadway	59
Wilkin Castillo	60-61
Brent Clevlen	61-63
Brooks Conrad	63-65
Jose Constanza	66
Erik Cordier	67
Randall Delgado	68
Yohan Flande	69
Freddie Freeman	70-71
Cory Gearrin	72
Alex Gonzalez	73-77
Tommy Hanson	78-80
Diory Hernandez	81-82
Jason Heyward	83-85
Brandon Hicks	85-86
Eric Hinske	86-89
Tim Hudson	90-97
Lee Hyde	98
Chipper Jones	99-107

Player Bios, Cont.

Mycal Jones	108
Jair Jurrjens	109-111
Kenshin Kawakami	112-114
Craig Kimbrel	115-116
Scott Linebrink	117-120
Rodrigo Lopez	121-125
Derek Lowe	126-133
Ed Lucas	134
Stephen Marek	135
Cristian Martinez	136-137
Joe Mather	138-139
Brian McCann	140-143
Nate McLouth	144-146
Kris Medlen	147-148
Mike Minor	149-150
Peter Moylan	151-152
Brett Oberholtzer	153
Eric O'Flaherty	154-155
Jose Ortegano	156
Tyler Pastornicky	157
Martin Prado	158-160
Scott Proctor	161-162
Wilkin Ramirez	163-164
David Ross	165-167
Jay Sborz	168-169
Jordan Schafer	170-171
Braeden Schlehuder	172
George Sherrill	173-175
Jesus Sucre	176
Julio Teheran	177
Dan Uggla	178-180
Anthony Varvaro	181
Jonny Venters	182-183
Arodys Vizcaino	184
Matt Young	185-186

Player Development & Scouting

Affiliate Directory/Stats	
Danville	215-216
Dominican Summer	219
Gulf Coast	217-218
Gwinnett	207-208
Lynchburg	211-12
Mississippi	209-210
Rome	213-214
Award Winners	200
Baseball America Top 10	197
Draft Selections	
No. 1 Draft Picks	197
2010 Top 10 Picks	196
Executive Bios	189-193
Fall/Winter League Stats	201
Minor League	
Batting Leaders	198
Team MVPs	198
Personnel	188, 202-203
Pitching Leaders	199
Players of the Month	199
Register	221-269
Roster	220

Schedules	204-206
Standings	200
Scouting/PD Directory	188
Scouting Staff	194-196

2010 Season Review

American League	
Club Statistics	308
Braves	
Awards and Honors	301
Batting - Day/Night	287
Batting - Home/Road	286
Batting vs. LHP/RHP	285
Batting Pre/Post ASG	294
Batting vs. Opponents	281
Batting/Pitching - April	288
Batting/Pitching - May	289
Batting/Pitching - June	290
Batting/Pitching - July	291
Batting/Pitching - Aug.	292
Batting/Pitching - Sept/Oct	293
Batting w/Bases Loaded	297
Batting w/RISP	296
By Day & Month	276
By Series	276
Day-by-Day	273-276
Detailed Hitting	298
Disabled List	278
Ejections	278
Fielding	306
Final At-Bat Victories	302
Final Batting Statistics	281
Final Pitching Statistics	282
Highs & Lows	284
Home Run Breakdown	299
Home Runs by Game	300-301
Lineups	299
Pinch Hitters	298
Pitching vs. LHB/RHB	303
Pitching - Day/Night	305
Pitching - Home/Road	304
Pitching Pre/Post ASG	295
Pitching - Starters/Relievers	283
Pitching vs. Opponents	282
Players Who Made Debut	278
Record Breakdown	277
Running Game	302
Scoring/HRs by Inning	299
Shutouts	306
Starting Pitcher Misc.	283
Transactions	279-280
vs. Opponents	272
Weather Delays	277
Major League	
Attendance	309
Standings	272
National League	
Club Statistics	307

Table of Contents

Braves History

All-Star Selectees	354-355
Atlanta-Fulton County Stad. . .	409
Attendance	
Atlanta Detailed Highs . . .	408
Atlanta Year-by-Year	407
vs. Each Club	406
Atlanta Largest/Smallest . .	408
Award Winners	352-354
Batting Feats	366
Batting Leaders by Position . . .	367
Batting - Yearly Team Totals . . .	367
Batting Year-by-Year	372-373
Batting Records	
Atlanta Career Top 10	368
Atlanta Season Top 10	370
Franchise Career Top 10 . . .	369
Franchise Season Top 10 . . .	371
Clinch Dates	315
Club Records	
Atlanta (Since 1966)	382-387
Franchise Records	388-395
Division Series Recaps	329-336
Doubleheader History	401
Fielding	
Assist Ldrs by Position	381
Individual Leaders	381
Yearly Team Totals	380
Hall of Fame	
Braves HOF Inductees	338
Braves in Cooperstown	338
Home Runs	
3 & 4 in One Game	366
Hit for Cycle	366
From Both Sides of Plate . . .	378
Inside-Park	378
Misc. Leaders	379
Last Time It Happened	416
League Championship Series	
Home Run Leaders	326
Recaps	323-329
Longest Games by Inning	382
Managerial Records	315
No-Hitters	357

Braves History, Cont.

Opening Day	
Home Runs	415
Lineups	414-415
Most Starts, by Position	414
Results	412-413
Pennant Winners	315
Pitching Feats	356
Pitching Year-by-Year	362-365
Pitching Records	
Atlanta Career Top 10	358
Atlanta Season Top 10	360
Franchise Career Top 10	359
Franchise Season Top 10	361
Regularity by Position	374-377
Retired Numbers	339
Hank Aaron	340-341
Bobby Cox	342-343
Tom Glavine	344-345
Greg Maddux	346-347
Eddie Mathews	348
Dale Murphy	349
Phil Niekro	350
Warren Spahn	351
Rosters	
Atlanta All-Time	419-422
Atlanta Coaches	418
Bos./Mil. All-Time	423-428
Series Sweeps	400
Trades - Recent by Club	417
Turner Field	
Batting Leaders	411
Information/Firsts	410
Longest Home Runs	411
Postponed Games	411
Won-Loss Records	
Best by Game	402
Worst by Game	403
Monthly	404-406
vs. AL Opponents	399
vs. NL Opponents	396-398
Yearly Finishes	312-314
World Series	
Home Runs	322
Recaps	316-321

Opponents

A.L. Directory	439
A.L. Opponents	440-443
N.L. Directory	430
N.L. Opponents	431-438

Misc. Information

BBWAA - Atlanta Chapter	455
Brave of the Year Award	455
Broadcasters	
Chip Caray	451
Tom Glavine	450
Jim Powell	449
Joe Simpson	451
Don Sutton	450
Media Services	448
Media Relations Staff	446-447
Radio Affiliates	452
Rules of Interest	453-454
Spring Training	456
2011 Schedule	457
2010 Batting Stats	460
2010 Pitching Stats	459
2010 Results	458
Stadium Map	IBC
Turner Field BP Times	455

Cover Design

The layout for the Braves' 2011 Media Guide cover was produced by Blue Sky Agency. Photos by Pouya Dianat.

2011 Atlanta Braves Media Guide

The 2011 Atlanta Braves Media Guide was produced by the Braves Media Relations Department, under the direction of Brad Hainje. Primary contributors were Adrienne Midgley and Jim Misudek, with editorial assistance by Kyle Brostowitz, Dan Savage, Beth Marhsall and Andy Pressley. Special thanks to Tom Schott.

This edition was printed by Tucker-Castleberry Printing, Atlanta, Ga. Interior photos by: Pouya Dianat, Paul Abell, Kyle Christy, Tom DiPace, Chris Hamilton, Edward M. Pio Roda, Tom Priddy, Rome Braves and Paul O'Mara, Joe Sebo, Bill Setliff, Allison Shirreffs, J. Stoll, Miles Kennedy, Turner Image Management and ESPN Wide World of Sports.

Statistical information used in the guide courtesy of the Elias Sports Bureau, MLB Information System, Stats, Inc., and David Vincent (SABR).

Copyright 2011 Atlanta National League Baseball Club, Inc. All rights reserved. Reproduction of the Braves Media Guide in whole or part without the permission of the Atlanta Braves Baseball Club, Inc. is strictly prohibited. All information is as of February 11, 2011.

Atlanta Braves Foundation

The Atlanta Braves Foundation is the Club's non-profit arm that actively supports community organizations and their programs within the metro Atlanta area. Since its inception in 1992, the Foundation has provided support to thousands of metro Atlanta-based organizations and has annually contributed more than \$3.3 million in financial and in-kind assistance to the community. Through the generous support of Braves players, employees, sponsors and fans, the Atlanta Braves Foundation continuously strives to make a positive impact in our community.

Diamond Gala

The Braves Foundation Diamond Gala provides guests with the opportunity to mingle with Braves players, coaches and alumni during a star-studded evening of casino games, entertainment and silent and live auctions. In 2010, the Gala was a part of Alumni Weekend festivities which raised \$350,000 for the Foundation.



Braves Baseball Academy



Built in partnership with The Villages at Carver Family YMCA, the Braves Baseball Academy is an eight-acre, signature youth sports complex located just minutes from Turner Field. The first-class facility provides a safe and nurturing environment for youth to participate in sports and educational programs. The four baseball fields at the facility were fully constructed through sizeable donations by third baseman Chipper Jones and former Braves John Smoltz, Mike Hampton and Brian Jordan.

Atlanta Braves Foundation

Each year, the Atlanta Braves Foundation grants funds to youth-serving organizations that focus on health, education and recreation.

2010 Atlanta Braves Foundation Grantees

100 Black Men of DeKalb
Atlanta Track Club
Camp Horizon, Inc.

Children's Healthcare of Atlanta Foundation

City of Refuge, Inc.
Cool Girls, Inc.

CURE Childhood Cancer
East Lake Foundation
Fragile Kids Foundation

Georgia Court Appointed Special Advocates, Inc.

Jack & Jill Late Stage Cancer Foundation

Jerusalem House, Inc.

Kate's Club, Inc.

L.E.A.D.

Murphy-Harpst Children's Centers

Muscular Dystrophy Association

Raising Expectations, Inc.

Renovacion Conyugal, Inc.

Special Olympics Georgia

The Auditory-Verbal Center, Inc.

The Brian Jordan Back to the Future Foundation

The First Tee of Atlanta

The Villages at Carver Family YMCA

Grants Program

Each year, the Atlanta Braves Foundation grants funds to youth-serving organizations that focus on health, education, and recreation and whose plans for the requested funds will have a significant impact upon the individuals served by the requesting organization. Thanks to the support of thousands of fans and community partners, the Foundation was successful in its fundraising efforts in 2010 and awarded \$150,000 in grants to local non-profit organizations.




Foundation Weekend

A three-day sports memorabilia fest, the Braves Foundation Weekend provides all fans in attendance the opportunity to purchase a variety of Braves memorabilia. Funds raised during the three-day event are utilized by the Foundation to support local charitable organizations through grant giving.

Brick Paver Program

The Braves Foundation Legacy Brick Paver Program gives fans the opportunity to become a permanent part of Turner Field through the purchase of individual engraved bricks located in Monument Grove.



Braves in the Community

The Braves' connection and commitment to our neighbors reaches far beyond the walls of Turner Field. It extends to the hearts and homes of the many people who support our team. The Braves are committed to working rigorously to improve the quality of life and to share our love of baseball with our community.

Community Outreach

Breast Cancer Awareness Day
Prostate Cancer Awareness Day
Braves Care

Player Outreach

Braves Wives Association
Reach Out, Be Our Guest
Braves Wives Toy Drive/Christmas in July Hospital Visits

Education Programs

D.H. Stanton Elementary School Partnership
Chick-fil-A All-Star Student Achievers Program
Publix High School Scholarship

Youth Baseball

The Braves are committed to sharing with the community one of the skills we know best - baseball. Our dedication, enthusiasm and respect for the game are visible on and off the field. Through our organization's community outreach programs and activities, including the Junior Braves/RBI League presented by Delta Air Lines, Play Ball! Atlanta and the Atlanta Braves Youth Baseball Classic, we strive to foster the spirit of baseball among our youth.



Atlanta Braves

**755 Hank Aaron Drive
Atlanta, GA 30315
P.O. Box 4064 Atlanta, GA 30302
(404) 522-7630
P.R. Fax (404) 614-1391
www.braves.com**

Braves Caravan

Every offseason in late January and early February players, coaches and front office executives embark on a two-week caravan trip to a variety of cities throughout the Southeast. This team initiative is viewed as a way to generate excitement about the organization and the upcoming season and provide fans with the opportunity to interact with players, coaches, alumni, broadcasters and front office executives.

Fun Facts about the 2011 Braves Caravan

Thirteen days of caravanning...37 stops made...86 total hours traveled on the bus...3,650 miles traveled...38 Atlanta Braves involved, including players, coaches, manager, alumni, broadcasters, team president and general manager...17 players traveled from out-of-state to participate...15 autograph signings hosted...5000+ autographs signed...450 total military men and women at two separate bases met...400 students from six schools participated in two youth baseball clinics...2,350 Atlanta-area students at seven schools visited...125 patients at five hospitals interacted with...approximately 8,500 fans met...and much more.



Braves Fantasy Camp January 24-29, 2012

Ever wonder what it's like to suit up in an Atlanta Braves uniform and report for spring training with your favorite players? The Atlanta Braves Fantasy Camp at the ESPN Wide World of Sports Complex in Lake Buena Vista, Fla., is an incredible five-day, five-night Braves baseball experience like no other. It begins the moment you walk into the locker room and see your name on the back of your uniform, hanging in your very own locker next to Braves alumni such as, Javy Lopez, Steve Avery, Sid Bream, Greg McMichael, Greg Olson, Pete Smith, Mike Bielecki, Brad Clontz, Marquis Grissom, Zane Smith, and Otis Nixon. This is a once-in-a-lifetime chance to live the life of a Major League ballplayer and play alongside your heroes.

Officers / Executives

Terence F. McGuirk	Chairman & CEO
William C. Bartholomay	Chairman Emeritus
John Schuerholz	President
Henry L. Aaron	Senior Vice President
Frank Wren	Executive Vice President and General Manager
Mike Plant	Executive Vice President, Business Operations
Derek Schiller	Executive Vice President, Sales and Marketing
Chip Moore	Senior Vice President, Chief Financial Officer
Greg Heller	Senior Vice President, Team Counsel

2011 Front Office Directory

Baseball Operations

Bruce Manno	Assistant General Manager
Bill Acree	Director of Team Travel and Equipment Manager
Kurt Kemp	Director of Player Development
John Coppolella	Director of Baseball Administration
Tony DeMacio	Director of Scouting
Johnny Almaraz	Director of International Scouting and Operations
Jose Martinez	Assistant Director of International Scouting and Operations / Special Asst. to the GM, Player Development
Ronnie Richardson	Assistant Director of Player Development
Rolando Petit	Assistant Director of Latin American Operations
Special Assistants to the GM	Dick Balderson, Matt Carroll, Bobby Cox, Dom Chiti, Tim Conroy, Jim Fregosi, Bob Johnson, Jeff Wren
Alan Butts	Baseball Systems Operator/Bulpen Catcher
Rob Smith	Video Coordinator
Annie Lee	Executive Assistant
Vickie Griffin	Administrative Assistant
Dixie Keller	Administrative Assistant

Clubhouse

John Holland	Visiting Clubhouse Manager
Ben Acree	Assistant Clubhouse and Equipment Manager
Fred Stone	Assistant Visiting Clubhouse Manager
Chris Van Zant	Assistant Clubhouse and Team Travel Manager

Grounds Crew

Ed Mangan	Field Director
Andrew Worrell	Field Manager
Joe DiPlacido	Grounds Crew Assistant

Media Relations

Brad Hainje	Director of Media Relations
Adrienne Midgley	Media Relations Manager
Jim Misudek	Media Relations Coordinator
Kyle Brostowitz	Trainee

Medical Staff

Dr. Joe Chandler	Director of Medical Services Emeritus
Dr. Norman Elliott	Head Team Physician
Dr. Xavier Duralde	Lead Team Orthopedist
Jeff Porter	Head Athletic Trainer
Jim Lovell	Assistant Athletic Trainer

Business Operations

Accounting

Kimberly Childress	Director of Finance and Accounting
Neil Smith	Payroll Manager
Melissa Standridge	Accounts Payable Manager
Robby Blake	Staff Accountant I
Kelly Young	Staff Accountant I
Lisa Ferris	Staff Accountant II
Lori Tubbs	Staff Accountant III
Brenda Hendricks	Accounting Assistant III
Danielle Stewart	Accounting Assistant III
Tara Beale	Administrative Assistant

Administrative Services

Linda Miller	Administrative Services Manager
Donnie Ellenberg	Mail Center Clerk
Susan Bailey	Executive Assistant
Mindy Petzer	Executive Assistant
Chris Rice	Executive Assistant
Christina Huff	Executive Assistant
Natalie McWright	Executive Assistant

Guest Services

Matt Lynch	Director of Guest Services
Hannah Basinger	Manager of Guest Services
Erin Sheehan	Coordinator of Guest Services

Human Resources

Lara Juras	Director of Human Resources
Sue Gerten	Manager of Human Resources
Joy Burney	Human Resources Generalist

Information Technology

Sherry Millette	Director of Information Technology
Jeremy Gainous	Senior Systems Analyst
Rob Inmon	Senior Systems Engineer
Michael Lothamer	Systems Analyst
Melvin Glaize	Communications Engineer

Merchandising

Robert A. Hope	Director of Merchandising/Museum
Steve Goff	Assistant Director of Merchandising
Luis Felix	Warehouse Assistant
Erin Rescigno	Store Manager
Harry Dunn	Sales Associate
Stephen Jones	Sales Associate
Lisa Wessinger	Merchandise Coordinator

Museum

Carolyn Serra	Director of Museum/Hall of Fame
Sam Wallace	Senior Museum Coordinator

Special Events

Sabrina Jenkins	Director of Special Events
Melanie Ruffner	Senior Coordinator of Special Events
Danielle Sherman	Trainee

Stadium Operations and Security

Larry Bowman	Senior Director of Stadium Operations and Security
Sylvester Dunn	Stadium Operations Manager
Vernon Nix	Security Manager
David Jones	Assistant Security Manager
Barbara Middlebrooks	Administrative Assistant
Marge White	Switchboard/Receptionist
Donnie Charleston	Security Officer
Arthur Hinson	Security Officer
Terrance Knowles	Security Officer
Anita Mitchell	Security Officer
Manuel Newsome	Security Officer
Johnny Rice	Security Officer
Carolyn Strothers	Security Officer
TBD	Trainee

Properties

Eric Perestuk	Director of Engineering
Mitch Norton	Chief Engineer
Dawn Gepfer	Facility Manager
Buster White	Electrical Lead Engineer
Christopher Johnson	HVAC Lead Engineer
Joe Campbell	Maintenance Lead Engineer
Alan Daugherty	Maintenance Lead Engineer
Kenneth Banks	Maintenance Engineer
Brian Bernard	Maintenance Engineer
Eric Bitrick	Maintenance Engineer
Derrick Bland	Maintenance Engineer
Miguel Borjas	Maintenance Engineer
Joseph Burgess	Maintenance Engineer
Ben Cherry	Maintenance Engineer
Hakim Edwards	Maintenance Engineer
Todd Jackson	Maintenance Engineer
Robert McCarthur	Maintenance Engineer
Ronnie Moody	Maintenance Engineer
Henry Stephens	Maintenance Engineer
James Stovall	Maintenance Engineer
Mashawnda Vaughn	Office Administrator

Legal

Jason Domir	Associate Counsel
Eve Porter	Coordinator Legal and Business Affairs

Sales and Marketing

Jim WilliamsSenior Advisor to the Atlanta Braves
Gus EurtanExecutive Director of Marketing

Community Affairs

Ericka Newsome-HillDirector of Community Affairs & Braves Foundation
Courtney GayManager, Community Affairs
Steve TimmreckCoordinator, Community Affairs
Ashtyn Montgomery, Matthew PearceTrainees

Game Entertainment

Scott CunninghamDirector of Game Entertainment
Alan HearnSenior Manager of Promotions
Brandon BissellEntertainment Manager
Matt MontemayorProduction Manager
Chip GrahamAudio Video Technical Manager
Gerald ChustzDisplay Systems Engineer
Johnathon HillyardEditor
Brandon Campbell, Brianna Carbonell, Cameron Carter, Drew Frank, Cheyenne SwansonTrainees

Marketing

Hill ScottDirector of Marketing
Brian LapidusMarketing Manager
Kyle BrodieFan Development Coordinator
Jordan Remer, Emily SaneTrainees

Corporate Partnerships

Jim AllenSenior Director of Corporate Sales
Brad JonesDirector of Partnership Services
Mark LehmanManager, Corporate Partnerships
Mike MeyersManager, Corporate Partnerships
Trey WorkmanDirector, Corporate Partnerships and Radio Sales
Chad ClarkeManager, Corporate Partnerships
Jim HobbsManager, Corporate Partnerships
Scott WilliamsManager, Corporate Partnerships
Sarah FreedmanPartnership Service Coordinator
Megan CoghlinPartnership Service Coordinator
Aman MilnerPartnership Service Coordinator
Jori McMurtrey, Maegan MuguelTrainees

Public Relations


Beth MarshallDirector of Public Relations
Andy Littlefield-PressleyPublications Manager
Meagan SwinglePublic Relations Manager
Jon Raymond, Meera VenkatramanTrainees

Ticket Operations

Anthony EspositoDirector, Ticket Operations
Bob AskinSenior Manager, Ticket Operations
Daniel HoldenSenior Manager, Ticket Operations
Anita BianconiTicket Operations Coordinator
Joy LurwigVault Supervisor
Cory DalinTicket Operations Assistant
James Cooper, JrTicket Operations Assistant
Gloria WickhamTicket Operations Assistant
Jamie KramerTrainee

Ticket Sales

Paul Adams	Senior Director of Ticket Sales
Chad Graham	Director, Customer Relations Management
Joel Vece	Director of Ticket Sales
Scott Fillmore	Senior Manager, Client Services
Richard Thornton	Manager, Ticket Sales
Ryan McFerrin	Manager, Interactive Marketing
John Farrell	Manager, Premium Seating
Michael Brewster	Account Executive, Premium Seating
Melissa Farmer	Account Executive, Client Services
Christine Godby	Account Executive, Client Services
BJ Mitchell	Account Executive, Client Services
Dennette Thornton	Manager, Group Sales
Dan Eanes	Senior Account Executive, Group Sales
Alex Ingle	Account Executive, Group Sales
Justin Johnson	Senior Account Executive, Group Sales
Stacey Nicely	Senior Account Executive, Group Sales
Anthony McClendon	Account Executive, Group Sales
Jennifer Holman	Senior Account Executive, New Sales
Andrew Walters	Senior Account Executive, New Sales
Casey Cochran	Account Executive, New Sales
Tyler Graham	Account Executive, New Sales
Michael Simmons	Account Executive, New Sales
Nabil Yang	Account Executive, New Sales
Kofi Acquah, William Davis, Chase FitzPatrick, Natalie Galvin, Paul Mathewson, Andrew Roden, Stacy Trick	Trainees



Turner Field - Home of the Braves since 1997.

Terence F. McGuirk

Chairman and CEO



Terence F. McGuirk is chairman and CEO of the Atlanta Braves. He also served as team president from November 2003 to October 2007. In his current capacity, he maintains executive oversight of all aspects of the Braves franchise, including all team operations, Turner Field and representation at Major League Baseball ownership meetings.

McGuirk spent 35 years at Turner Broadcasting System, Inc. (TBS), beginning in 1972 as an account executive with WTCG, which later became TBS Superstation. In 1973, he assumed the same role at TBS-owned WRET in Charlotte, N.C. McGuirk returned to Atlanta in 1975 as director of cable relations, where he was instrumental in the launch of TBS Superstation and played a key role in the launch of every Turner network through 2001.

In 1978, McGuirk was named director of special projects for TBS, Inc. and in 1979 was appointed vice president of TBS, Inc. From 1987 to 1991, he served as president of Turner Network Sales and CNN International Sales, Ltd., where he set up the company's international sales operation. He was elected to the TBS, Inc. board of directors in July 1987. Concurrently, McGuirk was president of Turner Sports where, during his tenure, he was instrumental in securing coverage of the Olympics for cable television for the first time and oversaw the resurgence of the winningest team in Major League Baseball, the Atlanta Braves.

As executive vice president, McGuirk served as the company's second in command from 1991 to 1996. When TBS, Inc. merged with Time Warner Inc. in 1996, he succeeded R.E. (Ted) Turner as chairman, president and CEO. He served as chairman and chief executive officer of the company until March 2001. From that point through December 2003, McGuirk was chief executive officer of the company-owned Atlanta sports teams, including the Major League Baseball Braves, the National Basketball Association Hawks and the National Hockey League Thrashers.

McGuirk has served on the board of many cable industry-related groups and the International Olympic Committee's Radio and Television Commission. He was the 1989 recipient of the NCTA Vanguard Award for Young Leadership and was inducted into the fellowship of Cable Television Pioneers at the 1996 NCTA Convention.

A native of Bayshore, N.Y., McGuirk is a graduate of Portsmouth Abbey School and holds a bachelor of arts degree in American history from Middlebury College. McGuirk is the chairman of the Major League Baseball Media Committee and is on the board of the MLB Network. He sits on the board of trustees of The Westminster Schools and the board of directors of Haverty's, Inc., and is a Trustee Emeritus of Piedmont Healthcare. McGuirk is the 2000 recipient of the Anti-Defamation League's Stewart Lewengrub Torch of Liberty Award. In 2006, he received the Governors Award from the southeastern chapter of the National Academy of Television Arts & Sciences.

Terry and his wife, Nancy, live in Atlanta and have four children.

Atlanta Braves Ownership

Liberty Media Corporation officially acquired the Atlanta Braves on May 16, 2007, when Baseball Commissioner Allan H. (Bud) Selig announced that Major League Baseball ownership had approved Turner Broadcasting and Time Warner's sale of the team.

Based in Englewood, Colorado, Liberty Media owns interests in a broad range of electronic retailing, media, communications, sports and entertainment businesses. Liberty's Chairman is John Malone. The following Liberty executives serve on the ANLBC Board: Mark D. Carleton, Gregory B. Maffei, Albert E. Rosenthaler, Christopher W. Shean, Charles Y. Tanabe and Craig Troyer.

Bill Bartholomay

Chairman Emeritus



Bill Bartholomay, named Chairman Emeritus of the Atlanta Braves in November 2003, was previously Chairman of the Board of Directors of the team since its move to Atlanta in 1966. He has witnessed the Braves win 16 division championships (including a record-setting 14 in a row), five National League pennants and one World Series. The Braves won their first division title in 1969, repeated in 1982, won National League pennants in 1991 and 1992, another NL West crown in 1993, a World Championship in 1995, another pennant in 1996 and divisional titles in 1997 and 1998. The team won its fifth National League pennant in 1999 and division titles in each year from 2000 to 2005.

Bartholomay has been involved with the team as a director or owner for nearly 50 years. In 1962, he became Chairman of the Milwaukee Braves and led the group in moving the club to Atlanta in 1966. In 2002, Bartholomay was inducted into the Braves Hall of Fame. Prior to his association with the Braves, Bartholomay was a director and shareholder of the Chicago White Sox.

Major League Baseball has recognized Bartholomay's expertise in several areas. He is the Chairman of the Finance Committee for Major League Baseball, the Chairman of the Ownership Committee, and a member of Major League Baseball's Equal Opportunity Committee. He also serves as a member of the Major League Baseball Executive Council, and as a trustee of Major League Baseball Player's Benefit Plan.


In January 1994, the Braves 400 Club honored Bartholomay with its Ivan Allen, Jr. "Mr. Baseball" award, which is presented to "the person who has contributed significantly to the promotion of baseball in the Atlanta area."

Although best known for his sports leadership, Bartholomay wears many hats in the business world. He is Vice Chairman of Willis Group Holdings (NYSE). He is a Director or Trustee of many other civic and business organizations and educational institutions throughout the country.

In December 2008, the Braves announced a collaboration with the Trey Duffy Scholarship Foundation to begin in the fall of 2009. The program will make available four college scholarships, up to \$10,000 each, for Atlanta Braves employees and their families. The Trey Duffy Scholarship was established in memory of Bartholomay's, grandson Raymond F. Duffy III, known as "Trey." Recipients of the scholarships will exemplify some of the qualities embodied by Trey: a true passion for the Atlanta Braves, a strong commitment to make an impact in the community, solid academics, and a love for the game of baseball.

John Schuerholz

President



Named president of the Atlanta Braves on October 11, 2007, John Schuerholz oversees all operations for the Braves franchise.

Schuerholz served 26 years as a general manager, from 1982 to 2007, including 17 as the Braves' executive vice president and general manager from 1991 to 2007. Schuerholz came to the Braves from the Kansas City Royals in October of 1990, and before his promotion to president, he had the longest tenure with the same organization among all major league GMs.

Under his leadership and guidance, the Braves achieved unprecedented success, compiling the best record in baseball (1,594-1,092; .593) over those 17 seasons from 1991 to 2007. The Braves established an American professional sports record by winning 14 consecutive division titles from 1991 to 2005 (the 1994 season was not played to completion).

The Braves have won five National League pennants, one World Series, several organization of the year awards and have surpassed the 3,000,000 mark in home attendance six times in the past 19 seasons. By finishing 101-61 in 2003, the Braves reached the century mark in victories for the fifth time in seven seasons and for the sixth time since 1993.

Schuerholz currently serves on the Major League Baseball's Playing Rules Committee, is Co-Chairman of the Commissioner's On-Field Committee and is the Chairman of the Rule 4 Amateur Draft Committee.

During his career with Baltimore, Kansas City and Atlanta, Schuerholz has been associated with three World Champions (1966, 1985 and 1995), eight pennant winners and 20 division crowns. In 2004, to honor his nearly 40 years of success at the major league level, Baseball America named him the recipient of the prestigious Lifetime Achievement Award. Atlanta's overall success in 2005 also helped the Braves earn Baseball America's prestigious Organization of the Year award.

Various groups have honored the achievements of the Braves and Schuerholz. The Negro Leagues Baseball Museum recognized John as the National League Executive of the Year with its Andrew "Rube" Foster Award in 2001, 2002 and 2005. The Braves 400 Club bestowed its Ivan Allen, Jr. "Mr. Baseball" Award, presented to "the person who has contributed significantly to the promotion of baseball in the Atlanta area" to Schuerholz in February 2000. Baseball America honored the Braves as the most outstanding major league franchise of the past two decades with its 20th Anniversary Award of Excellence in December 2001. As a result of the Braves' 1991 worst-to-first performance, Schuerholz was named the Executive of the Year by UPI, the Boston Writers Association and the Maryland Tops in Sports group, Executive of the Year by the Georgia Securities Association and Georgian of the Year by Georgia Trend Magazine.

When the Braves won the 1995 World Series, Schuerholz achieved a unique distinction - he became the first executive to be general manager of world championship teams in both the American and National leagues. In his 26 years as a general manager with Kansas City and Atlanta, his teams totaled an amazing 2,348 wins.

John Schuerholz, continued

During Schuerholz's time with Kansas City, the Royals won one World Championship (1985), two American League pennants (1980 and 1985) and six division crowns (1976, 1977, 1978, 1980, 1984 and 1985). Sporting News, in a poll of baseball's general managers, selected Schuerholz as the Major League Executive of the Year in 1985, when Kansas City won the World Series.

As a general manager, Schuerholz proved to be a man of action ever since joining the Braves. An average of 10 new faces appeared on the club's Opening Day roster each year, reflecting offseason transactions and the maturing of farm system products. Almost without exception during the season, Schuerholz annually acquired at least one player who contributed greatly to the Braves' successful run. John Smoltz was the only Braves player who was around for all 14 division titles from 1991 to 2005.

A native of Baltimore, Schuerholz left a job as a junior high school teacher to join the Orioles in 1966. He moved to Kansas City two years later, and as an administrative assistant, was involved in the expansion draft that created the first ever Royals roster. He was named Assistant Farm Director in 1970 and became Farm Director in 1975. He was promoted to director of player procurement and development in 1976 and vice president-player personnel in 1979. The Royals named Schuerholz executive vice president and general manager in October of 1981, when he was 41.

Born October 1, 1940, Schuerholz is a graduate of Towson (MD) University, where he played soccer and baseball. He was an all-conference choice in baseball and was named the school's Athlete of the Year in 1962. He was inducted into Towson's Athletic Hall of Fame in 1973 and currently serves on the school's Board of Visitors. Towson's baseball facility is named John Schuerholz Park.

Schuerholz authored his first book, "Built to Win: Inside Stories and Leadership Strategies from Baseball's Winningest GM," which was released in the spring of 2006.

He and his wife Karen have two children, Gina and Jonathan, and one granddaughter, Camryn Grace. Jonathan Schuerholz has been a player or instructor in the Braves' farm system since 2002 and will manage the GCL Braves in 2011.

Braves Presidents

Nathaniel T. Apollonio	1876
Arthur H. Soden	1877-1906
George B. Dovey	1907-09
John S. Dovey	1909-10
William H. Russell	1911
John M. Ward	1912
James E. Gaffney	1912-15
Percy D. Haughton	1916-18
George W. Grant	1919-22
Christy Mathewson	1923-25
Emil E. Fuchs	1926-35
Bob Quinn	1936-44
Lou Perini	1945-56
Joseph F. Cairnes	1957-61
John J. McHale	1962-66
William C. (Bill) Bartholomay	1967-72
Daniel J. (Dan) Donahue	1973-75
R.E. (Ted) Turner	1976-86
Stanley H. (Stan) Kasten	1986-2003
Terence F. McGuirk	2003-07
John B. Schuerholz	2007-present

Henry Aaron

Senior Vice President



Since his retirement from professional baseball, Aaron has given back to society for more than 30 years. His Chasing the Dream Foundation was established to help children between the ages of nine and 12 realize their dreams, as he realized his. The foundation provides grants to children to enable them to pursue advanced study in music, art, writing, dance and sports.

Aaron received the first Jackie Robinson Lifetime Achievement Legacy Award from the Negro Leagues Baseball Museum, honoring his “career excellence in the face of adversity” in February 2003.

At his 65th birthday celebration in Atlanta on February 5, 1999, Aaron was honored for his lifetime achievements both as a player and as a humanitarian. President Bill Clinton, the Commissioner of Baseball, Bud Selig, and Sammy Sosa were among those in attendance as Major League Baseball recognized Aaron’s talents with the introduction of the Hank Aaron Award. The award is presented annually to honor the best hitters in the National and American leagues and was unveiled at the 1999 World Series.

Following his playing career, Aaron joined the Braves’ front office on October 7, 1976, for a 13-year tenure as Vice President and Director of Player Development. In that position, he oversaw the development of many players instrumental in the Braves’ 1982 National League West Division championship, including Dale Murphy, who won back-to-back NL MVP awards in 1982-83.

Since December of 1989, he has served as Senior Vice President.

The greatest home run hitter of all time, Aaron was elected to Baseball’s Hall of Fame in January of 1982. He missed by nine votes being the first unanimous choice ever in the voting by the Baseball Writers’ Association of America. Aaron received 406 of a possible 415 votes for a percentage of .978. Aaron and Frank Robinson were inducted into the Hall of Fame at Cooperstown, N.Y., on August 1, 1982. In February of 2000, Aaron replaced the late Pee Wee Reese on the Hall of Fame Veterans Committee.

In his 23-year Major League career, Aaron rewrote baseball’s hitting record book. He holds more Major League batting records than any other player in the game’s history. Some of his records are truly amazing, including Most Runs Batted In, Lifetime (2,297); Most Extra-Base Hits, Lifetime (1,477); and Most Total Bases, Lifetime (6,856). In 2007, Barry Bonds broke Aaron’s record for Most Home Runs, Lifetime (755). Aaron also ranks second on the all-time list in at-bats (12,364), second in multi-hit games (1,125), third in games played (3,298) and hits (3,771), fourth in runs scored (2,174, tied with Babe Ruth), 10th in doubles (624), 12th in singles (2,294) and tied for 16th in years of service (23).

His most famous home run came in Atlanta on April 8, 1974, when he hit his 715th, breaking Babe Ruth’s seemingly untouchable record. He did it before a sellout crowd of 53,775 at Atlanta Stadium. The pitch came in the bottom of the fourth inning, the Los Angeles Dodgers leading 3-1, with a 1-0 count and Darrell Evans waiting on first. Al Downing threw a fastball at 9:07 p.m. that Hank sent over the left field fence. Reliever Tom House caught the ball in the Braves’ bullpen and brought it to Aaron in the home plate celebration.

On May 17, 1970, Hank singled at Cincinnati to become the first player to compile both 3,000 career hits and more than 500 homers. He joined the 30-30 club (30 HRs and 30 SBs in the same season) in 1963. Aaron played in the Major League All-Star Game 24 times, including the years 1959-61 when two games were played. He was honored as the National League’s Most Valuable Player in 1957 and named Player of the Year by *Sporting News* in 1956 and 1963. He played 21 seasons with the Braves before being traded to Milwaukee for outfielder Dave May and minor leaguer Roger Alexander at the end of 1974. Aaron retired as a player two years later.

Aaron was first scouted by Dewey Griggs of the Milwaukee Braves during an Indianapolis Clowns tryout. The Braves eventually were able to strike a deal and beat out the Giants for Aaron’s services. In 1952 he was assigned to the Eau Claire, Wisconsin, team of the Northern League. He

Henry Aaron, continued

was the unanimous choice for the Northern League's Rookie of the Year while only playing in 87 games (.336, 9 HR, 61 RBI, 116 hits and 89 runs). In 1953 he was promoted to the Jacksonville Tars, where he became the first African-American player in the South Atlantic League. Aaron won the batting title (.362) and led the league in RBI (125), runs (115), hits (208) and finished second in home runs (22) and earned the league's MVP award.

He began his Major League career in 1954 when a spring training injury forced Bobby Thompson out of the Braves' lineup. In his debut Aaron struck out twice, grounded out, hit into a double play and fouled out. Aaron hit his first home run off Vic Raschi on April 23, 1954.

He became the second-youngest player to win a batting title (.328) in 1956 and the second-youngest to collect his 1,000th hit, off Sandy Koufax, in 1959. On June 12, 1967, Aaron recorded his 2,500th hit. He achieved his 3,000th hit on May 17, 1970. His 2,000th RBI came on July 3, 1972.

During his career, Aaron had a 20-year string of 20 or more home runs. After turning 35, he hit 245 home runs and from the ages 35 to 39 he hit at least 34 home runs each year. Over his 23-year Major League career, he averaged just 63 strikeouts per season, with his highest strikeout total being 97 in 1967. He hit .300 or better in 14 seasons, won the NL home run crown three times and tied for a fourth, led the league in RBI four times and won three Gold Gloves.

Aaron hit his 755 home runs off 310 different pitchers, including 13 Hall of Famers. He hit the most off of Hall of Famer Don Drysdale (17), the most in the month of July (152), the most against the Cincinnati Reds (97) and the most in the first inning (124). Aaron hit seven as a second baseman. He hit 400 solo home runs and had three pinch-hit homers. He had only one three-homer game, at San Francisco on June 21, 1959.

Aaron serves on the Board of Governors for Boys and Girls Clubs of America. He also serves on the board of the Atlanta Falcons, Retail Ventures, Inc., and Medallion Financial Corporation.

Aaron and his wife, the former Billye Suber, live in Atlanta. They have five children, Gaile, Hank Jr., Lary, Dorinda and Ceci. Aaron was born in Mobile, Alabama, on February 5, 1934.

Hank Aaron Award Winners

National League	Year	American League
Sammy Sosa, Chicago	1999	Manny Ramirez, Cleveland
Todd Helton, Colorado	2000	Carlos Delgado, Toronto
Barry Bonds, San Francisco	2001	Alex Rodriguez, Texas
Barry Bonds, San Francisco	2002	Alex Rodriguez, Texas
Albert Pujols, St. Louis	2003	Alex Rodriguez, Texas
Barry Bonds, San Francisco	2004	Manny Ramirez, Boston
Andruw Jones, Atlanta	2005	David Ortiz, Boston
Ryan Howard, Philadelphia	2006	Derek Jeter, New York
Prince Fielder, Milwaukee	2007	Alex Rodriguez, New York
Aramis Ramirez, Chicago	2008	Kevin Youkilis, Boston
Albert Pujols, St. Louis	2009	Derek Jeter, New York
Joey Votto, Cincinnati	2010	Jose Bautista, Toronto

Frank Wren

Executive Vice President & General Manager



The 2011 season marks Frank Wren's 12th with the Braves and his fourth as the Club's executive vice president and general manager. He was named to his current post on October 11, 2007, when former general manager John Schuerholz became the team president. Wren previously served eight seasons as the Braves' vice president/assistant general manager.

Following the Braves' 2010 playoff appearance as the National League's Wild Card entry, Wren moved quickly and made the first big trade of the 2010-11 offseason by acquiring All-Star second baseman Dan Uggla from the Florida Marlins. In January, Uggla inked a five-year contract, giving the Braves the right-handed power they have missed in recent seasons.

During the 2009-10 offseason, Wren signed left-handed closer Billy Wagner and right-handed reliever Takashi Saito to complete the bullpen. Wagner had one of the finest seasons of his career (37 saves, 1.43 ERA) before retiring at the end of the 2010 campaign, while Saito made 56 appearances (2.83 ERA). The Braves' bullpen ranked third in the majors in ERA (3.07), second in opponents' batting average (.221) and third in fewest home runs allowed (34). Wren also added veteran utility man Eric Hinske, who proved to be a clutch performer in 2010, with 11 home runs, including three as a pinch hitter.

Before the 2009 season, Wren revamped and strengthened the Braves' pitching rotation. A November 2008 trade brought right-handed workhorse Javier Vazquez from the Chicago White Sox, while a pair of January free-agent signings brought veteran right-hander Derek Lowe and Japanese right-hander Kenshin Kawakami, the first Japanese-born player signed by the Braves. The moves paid off, as the Braves' pitching staff ERA of 3.57 ranked third in the Major Leagues in 2009 and the starters' ERA of 3.52 led the majors. Braves pitchers allowed an MLB-low 119 home runs on the year and Atlanta's starting pitchers ranked second in the majors with 986 innings pitched.

In his first two months as general manager in 2007, Wren moved quickly to build Atlanta's 2008 roster. His first trade may have been one of the best off-season moves in all of baseball, as the Braves acquired 21-year-old right-handed pitcher Jair Jurrjens and highly-touted minor league outfielder Gorkys Hernandez from the Detroit Tigers in exchange for veteran shortstop Edgar Renteria. November 2007 brought a trade for speedy outfielder Josh Anderson from Houston, as well as the return of future Hall of Fame pitcher Tom Glavine to a Braves uniform. At baseball's annual Winter Meetings that December, Wren made another important trade, as the Braves acquired left-handed reliever Will Ohman and infielder Omar Infante from the Chicago Cubs in exchange for minor-league pitcher Jose Ascanio. Ohman went on to pitch 83 games that season and Infante became an All-Star in 2010.

After joining the Braves on October 13, 1999, Wren led the organization's efforts in the site selection, design and construction of the Braves Academy in San Pedro de Macoris, Dominican Republic.

He was the Baltimore Orioles' general manager in 1999 after serving as the Florida Marlins' vice president/assistant general manager from 1991 through 1998.

Wren began his front office career as the general manager of the Jamestown Expos of the New York-Penn League in 1985. He then became Montreal's assistant scouting director and, in 1989, was appointed the team's director of Latin American scouting and operations.

Braves General Managers


John Quinn1945-58
John McHale1958-66
Paul Richards1966-72
Eddie Robinson1972-76
John Alevizos1976
Bill Lucas1976-79
John Mullen1979-85
Bobby Cox1986-90
John Schuerholz1990-2007
Frank Wren2007-present

Frank Wren, continued

Under his direction, the Expos built a new Latin baseball academy in the Dominican Republic. This academy was responsible for much of the talent that led to the Expos' success in the 1990s. The Expos' farm system was twice honored as *Baseball America's* "Organization of the Year" during Wren's tenure. From 1986 to 1991 the Expos drafted and signed 63 players who eventually played in the major leagues.

Born March 17, 1958, in Hamilton, Ohio, Wren grew up in St. Petersburg, Fla. He attended Northeast High School and St. Petersburg Junior College before beginning his professional baseball career as a center fielder in Montreal's minor league system in 1977. He reached the Double-A level before retiring in 1982 and coached in the Expos' system from 1981 to 1984.

Wren and his wife Terri have three sons: twins Kyle and Colby, who are freshmen on the Georgia Tech baseball team, and Jordan. They reside in Peachtree City, Ga. He serves on the board of Landmark Christian Schools and he and his wife have hosted the Southwest Christian Hospice - Jim Beauchamp Memorial Golf Tournament since 2008. Frank and Terri are also board members of the Foundation of Mitochondrial Medicine, which helps fund research in Mitochondrial diseases. He was inducted into the Northeast High School Athletic Hall of Fame in January 2009 and the Lakota High School Athletic Hall of Fame in March 2009.



The Braves traded for All-Star second baseman Dan Uggla on November 16, 2010, then signed him to a five-year contract (through 2015) on January 6, 2011.

Bruce Manno

Assistant General Manager



Bruce Manno joined the Braves in October 2007 and is in his fourth season as the Club's assistant general manager.

Manno previously spent six seasons with the St. Louis Cardinals organization, most recently in the role of senior director of pro scouting and special assistant to general manager Walt Jocketty. From 2002 to 2006, Manno was the Cardinals' director of player development. The Cardinals reached the postseason four times in Manno's six seasons, including a World Series appearance in 2004 and a World Series Championship in 2006.


Manno and Braves general manager Frank Wren previously worked together at Baltimore in 1999, when Manno served as the assistant general manager for the Orioles. He was a long-time member of the Milwaukee Brewers Scouting and Player Development department, working from 1979 to 1994 with the Brewers. He was named farm director in Milwaukee in 1982 and was appointed as the Brewers assistant general manager in 1987, holding that post through 1994. Under Manno's direction, Milwaukee's farm system captured six "Organization of the Year" awards, three each from Baseball America (1985, 1986 and 1987) and Topps (1987, 1989 and 1991).

A native of Cleveland, Ohio, Manno, 57, graduated from Benedictine High School in 1971 and majored in journalism at Cleveland's Cuyahoga Community College. He began his professional baseball career in 1977 as the assistant general manager at Utica, NY, in the New York-Penn League.

Manno resides in Peachtree City, Ga. He has two children, Nick and Amanda.

Mike Plant

Executive Vice President/Business Operations



Mike Plant was named the Braves' Executive Vice President of Business Operations in November of 2003. His responsibilities include overseeing stadium operations, security, finance, personnel, special events and the operations of the minor league clubs.

Plant joined the Braves after having served as Executive Vice President of Turner Sports since February 2002. In that position, he was in charge of the day-to-day operations of the division, a \$500-million acquisition, promotion and production company that broadcast approximately 1,200 hours of sports programming on various Turner networks.

Before becoming Executive Vice President of Turner Sports, Plant was President of The Goodwill Games and Vice President of Events for Turner Sports. He was responsible for the overall direction and management of The Goodwill Games, as well as all sports properties acquired by Turner Sports.

Prior to joining Turner Sports, Plant was President of Medalist Sports, a full-service sports marketing company he founded in 1988. Medalist Sports created and operated premier cycling events, such as the Tour DuPont, Tour of China and the 1996 Olympic Trials. In addition, Plant was the Associate Executive Director of the U.S. Cycling Federation in Colorado Springs, CO, from 1986 to 1988 and the Executive Director of the Canoe and Kayak Team from 1985-1986.

Plant was a member of the 1980 U.S. Olympic Speed Skating team in Lake Placid, NY, and a six-time member of the U.S. World Championship speed skating teams. Since 1980, he has been appointed to numerous committees for the U.S. Olympic Committee (USOC), the U.S. International Speed skating Association and USA Cycling. In January 1989, after having served two, four-year terms as the U.S. Speed Skating Athlete Representative on the USOC's Athlete's Advisory Council, he was elected to a four-year term as Chairman. Plant served on the Atlanta Committee for the 1996 Olympic Games (ACOG) Board of Directors and the Board of Trustees for the Salt Lake City Olympic Bid Committee for the 2002 Winter Games.

Plant served an eight-year term on the USOC's Board of Directors and Executive Committee (1984-1992) and as Chairman of the Athlete Performance Group (1992-1996). Plant was President of USA Cycling, the National Governing Body for Olympic cycling, from 1995 to 2002.

Internationally, Plant is currently serving his second term on the International Cycling Federation's (UCI) Executive Committee. He first served on this committee from 1997 to 2004, and was the Chairman of the Television and Marketing Commission.

In 2004, Plant was elected to a six-year term (2004-2010) on the Board of Directors of the restructured U.S. Olympic Committee. He was one of only 11 Americans to hold this seat, and his term was recently extended for an additional two years (through 2012). In 2009, Plant was elected U.S. Olympic Chef de Mission for the 2010 Vancouver Olympic Games.

He and his wife Mary have two daughters, Erika and Maddie, and a son, Drew.

Derek Schiller

Executive Vice President/Sales and Marketing



As executive vice president of sales and marketing, Derek Schiller is responsible for the management of all baseball-related revenues and related operations such as ticket sales, corporate partnerships, broadcasting, licensing and merchandising, community relations, public relations and the overall marketing strategy for the franchise.

Working closely with chairman Terry McGuirk and president John Schuerholz, Schiller has played a key role in guiding the Braves staff to further increase sales and visibility while increasing customer service using many new technologies.

He has worked on many technical developments including special content on braves.com, social marketing enhancements and a Customer Relationship Management system that will help further enhance customer service and data management for both corporate partners and ticket holders.

Schiller, who joined the Braves in 2003, manages the Braves' television relationships with FS South, SportSouth and Peachtree TV and the radio relationship with Dickey Broadcasting Company that includes 150 affiliates across the Southeast, the largest affiliate network in all professional sports. Schiller also oversees all aspects of the Braves' marketing outreach with fans, including braves.com and all promotional and advertising campaigns.

Schiller came to the Braves after having served as vice president of sales and marketing for the Atlanta Thrashers hockey team since 1998. In that position, he led the development of the Thrashers as an expansion franchise in the National Hockey League, including the management of all business operations and marketing. During his tenure the Thrashers set an NHL expansion attendance record for their inaugural 1999-2000 season. He was instrumental in the creation of the Thrashers logo and brand identity as well as negotiating the team's first television and radio agreements.

Before joining the Thrashers, Schiller served as Vice President of Business Development for the New York Yankees from 1996-97. While there, he was responsible for all revenue-producing and related functions, including sponsorship sales, marketing, ticket and suite sales, publications, concessions and merchandising, fan services and licensing. He was instrumental in putting together one of the largest sponsorship deals in sports between the Yankees and Adidas.

Prior to joining the Yankees, Schiller was the executive director of Atlanta's International Sports Plaza (ISP). He developed the first-ever private press center serving non-accredited press organizations during the 1996 Centennial Olympic Games and managed the hospitality venue during the Games in partnership with several Olympic sponsors.

Schiller earned a bachelor's degree in engineering from Vanderbilt University. He is an executive board member of the Atlanta Convention and Visitors Bureau, a board member of the Jack and Jill Late Stage Cancer Foundation and the Atlanta Sports Council, an alumnus of Leadership Atlanta and serves in a variety of roles for a few MLB committees and supports a number of metro Atlanta charities. Schiller and his wife Kristin and their two children, Luke and Carson, reside in Norcross.

Chip Moore

Senior Vice President/Chief Financial Officer



Chip Moore was named the Braves' Chief Financial Officer on May 7, 2009, after spending 12 seasons as Senior Vice President and Controller.

Moore has spent 33 seasons with the Braves organization, steadily moving up through the organization during his tenure. He began as an usher at Atlanta-Fulton County Stadium before working nine seasons as a member of the Braves grounds crew. In 1985 he joined the Braves Accounting Department and rose to Assistant Controller in 1988 and Controller in 1992 before becoming Chief Financial Officer in 2009. In his present capacity, Moore manages the Braves' accounting and finance functions.

The 49-year old Moore graduated from Oglethorpe University in 1985 with a degree in Business Administration majoring in Accounting. Moore serves on the Board of Directors and as Treasurer for the Atlanta Braves Foundation. He serves on the Minor League Baseball Board of Trustees and is also on the Board of Directors and serves as Vice President of the South Atlantic League of Professional Baseball. In 2006, Moore was inducted into the South Atlantic League Hall of Fame for his contributions to the Rome Braves and the SAL. He currently serves as a member of Major League Baseball's Non-Uniformed Personnel Pension Committee.

Chip and his wife Anne reside in Kennesaw, Ga., with their two children, Jordan and Will.

Greg Heller

Senior Vice President/General Counsel



The 2011 season marks Greg Heller's 11th as legal counsel to the Braves. As Senior Vice President and General Counsel, Heller manages and oversees all legal affairs for the Braves and its wholly-owned minor league affiliates, which include the Gwinnett Braves, Mississippi Braves, Rome Braves and Danville Braves. Heller's responsibilities and duties include providing guidance and counsel on baseball operations matters, sales and marketing, broadcasting, stadium and business operations, intellectual property, corporate governance, legislative affairs, employment and litigation.

Prior to serving as Senior Vice President and General Counsel of the Braves, Heller spent seven years with the TBS sports legal group which included the Braves, the Atlanta Hawks, the Atlanta Thrashers, Philips Arena, the Goodwill Games, the Turner Sports television group (and its NBA, NASCAR, PGA, British Open and MLB properties), and the Turner Sports new media group (and its NASCAR, PGA and PGA TOUR and ACC Select properties).

Heller began his career in sports law as an undergraduate at Indiana University where he graduated cum laude with a Bachelor of Science degree in Sports Marketing/Management. While at Indiana, Heller completed internships with the Peoria Chiefs, a minor league affiliate of the Chicago Cubs, and with the Indiana University athletic department. Upon graduating from IU, Heller entered law school at Marquette University. While at Marquette, Heller was an active participant in the sports law program, including serving as a member and Student Articles Editor of the Marquette Sports Law Journal, serving as a member of the Sports Law Society, authoring a law review article on the NCAA enforcement process and completing internships with the National Sports Law Institute, Harley Davidson, the Milwaukee Brewers and Reece & Lang PC, the legal division of an Atlanta-based sports management firm. In 2004, Heller was named by Marquette University as its Sports Law Alumnus Of The Year.

Upon graduating from Marquette, Heller became an Associate Attorney with the Atlanta firm of Powell Goldstein Frazer & Murphy where he concentrated his practice on general corporate, mergers and acquisitions, securities and sports and entertainment law matters from 1996-1997. In the Fall of 1997, Heller joined the Chicago law firm of Horwood Marcus & Berk and continued his practice in general corporate, mergers and acquisitions and sports and entertainment law matters before joining TBS in the Fall of 2000. Heller currently serves on Advisory Boards at Marquette University Law School's National Sports Law Institute and at Kennesaw State University. Heller and his wife Krista have four children, Madelyn, Charlie, John and Elizabeth and live in Johns Creek.



**2011 BRAVES
MANAGER &
STAFF**



FREDI GONZALEZ

FULL NAME: Fredi Jesus Gonzalez
HEIGHT: 5-11 **WEIGHT:** 200
BORN: 1/28/64 in Havana, Cuba
RESIDES: Marietta, Georgia
SEASONS AS MAJOR LEAGUE MANAGER: 5th
SEASONS AS BRAVES MANAGER: 1st
SPORTING NEWS MANAGER OF YEAR: 2008

MANAGER

33

For the first time in more than 20 years, the Atlanta Braves have a new manager in 2011. On October 13, 2010, Fredi Gonzalez was introduced as the Club's 16th manager since the organization moved to Atlanta in 1966.

Gonzalez, 47, replaced the legendary Bobby Cox, who retired from managing at the conclusion of the 2010 season. Gonzalez was the Braves' third base coach under Cox for four seasons (2003 to 2006) and served as the organization's Triple-A manager at Richmond in 2002.

Gonzalez served as the manager for the Florida Marlins for three-plus seasons (2007 through June 22, 2010) and went 276-279 with the Marlins, including 34-36 in 2010. He is the all-time winningest manager in Marlins franchise history, surpassing Jack McKeon's 241 career wins.

In 2009, Gonzalez led Florida to an 87-75 record, marking the sixth time in franchise history the club finished above .500. He was named the 2008 Sporting News National League Manager of the Year after guiding the Marlins to an 84-77 record in his second year as skipper, as he became just the third Marlins manager to lead the team to a winning record.

In Gonzalez's debut season in 2007 the Marlins went 71-91 and he served as a coach for the National League at the All-Star Game in San Francisco, under manager Tony La Russa. Gonzalez was named the Marlins' manager on October 3, 2006, replacing Joe Girardi.

Following a six-year (1982-87) playing career as a catcher in the New York Yankees' farm system, Gonzalez began his coaching career in 1990, when he took over as manager of the unaffiliated Miami Miracle (A) of the Florida State League with 20 games remaining on their schedule. He continued his post as manager of the Miracle in 1991, then moved to the Marlins organization in 1992, when he was named the first minor league manager in Marlins franchise history. He led the 1992 Erie (A) club to a 40-37 record en route to the New York-Penn League championship series.

Gonzalez managed for seven seasons in the Marlins organization, from 1992 to 1998, and served as third base coach at the Major League level from 1999 to 2001.

He was selected by *Baseball America* as the Eastern League Manager of the Year in 1997 and was recognized by *Baseball America* as the Florida State League Manager of the Year in 1994, after going 78-61 with Brevard County (A) and finishing second to Tampa in the FSL championship series.

In 1993, Gonzalez guided High Desert (A) to an 85-52 mark en route to becoming California League Champions - the first-ever championship by a Marlins' affiliate. He was named *Baseball America's* California League Manager of the Year in 1993 and received the Carl Barger Player Development Person of the Year Award in 1993.

Gonzalez graduated from Miami's Southridge High School in 1982 and was selected by the Yankees in the 16th round of the 1982 June draft.

Gonzalez is active in fundraising efforts for the Cindy Donald Dreams of Recovery Foundation (www.dreamsofrecovery.org), which helps to create a positive change for those individuals facing the challenges which accompany spinal cord and/or brain injuries.

He and his wife Pamela have a daughter, Gabrielle, and a son, Alex. They reside in Marietta, Ga.

Fredri Gonzalez's Managerial Record

Year	Club / League	Overall			Vs. Division		Extra Innings	
		W-L	Pct.	Pos.	W-L	Pct.	W-L	Pct.
1990	Miami / Florida State (A)	10-10	.500	4th	---	---	---	---
1991	Miami / Florida State (A)	63-67	.485	2nd/4th	---	---	---	---
1992	Erie / NY-Penn (A)	40-37	.519	2nd	---	---	---	---
1993	High Desert / California (A)	85-52	.620	1st/1st	---	---	---	---
1994	Brevard County / Florida State (A)	78-61	.561	1st/2nd	---	---	---	---
1995	Brevard County / Florida State (A)	61-74	.452	4th/3rd	---	---	---	---
1996	Brevard County / Florida State (A)	47-92	.338	6th/6th	---	---	---	---
1997	Portland / Eastern (AA)	79-63	.556	1st	---	---	---	---
1998	Charlotte / International (AAA)	70-73	.490	3rd	---	---	---	---
2002	Richmond / International (AAA)	75-67	.528	2nd	---	---	---	---
2007	Florida / National (MLB)	71-91	.438	5th	32-40	.444	7-6	.538
2008	Florida / National (MLB)	84-77	.522	3rd	40-31	.563	9-5	.643
2009	Florida / National (MLB)	87-75	.537	2nd	42-30	.583	7-7	.500
2010*	Florida / National (MLB)	34-36	.486	4th	14-13	.519	1-4	.200
Minor Totals		608-596	.505		---	---	---	---
Major Totals		276-279	.497		128-114	.529	24-22	.522

* Record and standings through June 22, 2010.

Gonzalez's Playing Record

Year	Club	AVG	G	AB	R	H	2B	3B	HR	RBI
1982	Bradenton	.240	40	129	17	31	4	0	2	16
1983	Greensboro	.192	56	151	25	29	6	0	6	23
1984	Greensboro	.196	85	250	21	49	11	0	3	33
1985	Ft. Lauderdale	.204	48	137	13	28	1	1	3	13
1986	Ft. Lauderdale	.197	55	157	19	31	5	1	3	18
	Albany	.286	18	42	6	12	1	0	3	8
1987	Albany	.125	26	48	6	6	2	0	0	6
	Prince William	.065	16	31	1	2	0	0	0	1
Minor Totals		.192	344	945	108	188	30	2	20	118



On October 13, 2010, Fredri Gonzalez was introduced as the 16th Manager in Atlanta history.



ROGER McDOWELL

HEIGHT: 6-1 **WEIGHT:** 195
BORN: 12/21/60 in Cincinnati, Ohio
RESIDES: Marietta, Georgia
SEASONS ON BRAVES COACHING STAFF: 6th

PITCHING COACH

45

The 2011 season marks Roger McDowell's sixth with the Braves and his sixth as a Major League pitching coach.

For the second straight year the Braves' overall staff ERA (3.56) ranked third in the Major Leagues in 2010. Braves pitchers allowed a Major League-low 126 home runs on the year, including just 92 homers allowed by the starters (tied for fifth in the majors) and just 34 allowed by the relievers (third in the majors). Tim Hudson returned from "Tommy John" surgery and paced the staff with a 17-9 record and a 2.83 ERA to earn the Comeback Player of the Year Award from Major League Baseball. Another bright spot for 2010 was rookie left-hander Jonny Venters, who pitched in 79 games and posted a 1.95 ERA with 93 strikeouts in 83.0 innings pitched.

The Braves' pitching staff ERA of 3.57 ranked third in the majors in 2009, while the starters' ERA of 3.52 led the majors. Braves pitchers allowed an MLB-low 119 home runs, including just 86 allowed by the starters (third in the majors) and 33 allowed by the relievers (best in the majors). Braves starting pitchers ranked second overall with 986 innings pitched (compared to just 886 in 2008 - 27th in the majors) and recorded 784 strikeouts, the fourth-best total in the majors. The Braves staff ranked sixth in all of baseball with 1,232 total strikeouts in 2009. Some individual highlights in 2009 included Jair Jurrjens (2.60) and Javier Vazquez (2.87) finishing third and sixth, respectively, among National League ERA leaders. Rookie Tommy Hanson made his debut in June and posted an 11-4 record and a 2.89 ERA in 21 starts. He finished third in N.L. Rookie of the Year voting and Vazquez ranked second in the N.L. (and fourth in the majors) with 238 strikeouts.

In 2008 the Braves ranked second in the National League in earned run average (3.69) at the All-Star break, but injuries took their toll in the second half of the season and Atlanta dipped to 12th in the circuit with an overall ERA of 4.46. The 2007 Braves finished third in the league in ERA (4.11), while the bullpen ERA of 3.54 ranked second in the circuit.

McDowell spent the 2004-05 seasons as the pitching coach for the Dodgers' Triple-A franchise, the Las Vegas 51s, and was the pitching coach for the Class-A South Georgia Waves in 2002-03.

McDowell was one of the game's premier relievers during a 12-year career that spanned from 1985 to 1996 with the Mets, Phillies, Dodgers, Rangers and Orioles. He was a third-round draft pick of the Mets in 1982 and pitched in 723 games in his Major League career, posting a 70-70 record with 159 saves and a 3.30 ERA. In 1986, he was a member of the Mets' World Championship team and posted a 14-9 record with 22 saves in 75 games out of the bullpen.

McDowell graduated from Cincinnati's Colerain High School in 1979 and played for Bowling Green State University. He was inducted into BGSU's athletic Hall of Fame in 1988. He has made television appearances on Seinfeld, America's Funniest People and MTV.

McDowell and his wife Gloria reside in Marietta, Ga., with their daughters Amanda and Rachel. Roger also has a son, Logan.

McDowell's Playing Record

Year	Club	W-L	ERA	G	GS	CG	SHO	SV	IP	H	R	ER	BB	SO
1982	Shelby	6-4	3.28	12	11	4	0	0	71.1	61	34	26	30	40
	Lynchburg	2-0	2.15	4	4	2	1	0	29.1	26	12	7	11	23
1983	Jackson	11-12	4.86	27	26	9	1	0	172.1	203	111	93	71	115
1984	Jackson	0-0	3.68	3	2	0	0	0	7.1	9	3	3	1	8
1985	New York (NL)	6-5	2.83	62	2	0	0	17	127.1	108	43	40	37	70
1986	New York (NL)	14-9	3.02	75	0	0	0	22	128.0	107	48	43	42	65
1987	New York (NL)	7-5	4.16	56	0	0	0	25	88.2	95	41	41	28	32
1988	New York (NL)	5-5	2.63	62	0	0	0	16	89.0	80	31	26	31	46
1989	New York (NL)	1-5	3.31	25	0	0	0	4	35.1	34	21	13	16	15
	Philadelphia	3-3	1.11	44	0	0	0	19	56.2	45	15	7	22	32
1990	Philadelphia	6-8	3.86	72	0	0	0	22	86.1	92	41	37	35	39
1991	Philadelphia	3-6	3.20	38	0	0	0	3	59.0	61	28	21	32	28
	Los Angeles	6-3	2.55	33	0	0	0	7	42.1	39	12	12	16	22
1992	Los Angeles	6-10	4.09	65	0	0	0	14	83.2	103	46	38	42	50
1993	Los Angeles	5-3	2.25	54	0	0	0	2	68.0	76	32	17	30	27
1994	Los Angeles	0-3	5.23	32	0	0	0	0	41.1	50	25	24	22	29
1995	Texas	7-4	4.02	64	0	0	0	4	85.0	86	39	38	34	49
1996	Baltimore	1-1	4.25	41	0	0	0	4	59.1	69	32	28	23	20
Major Totals		70-70	3.30	723	2	0	0	159	1050.0	1045	454	385	410	524

McDowell's League Championship Series Record

Year	Club	W-L	ERA	G	GS	CG	SHO	SV	IP	H	R	ER	BB	SO
1986	NYM vs. Hou.	0-0	0.00	2	0	0	0	0	7.0	1	0	0	0	3
1988	NYM vs. LA	0-1	4.50	4	0	0	0	0	6.0	6	3	3	2	5
L.C.S. Totals		0-1	2.08	6	0	0	0	0	13.0	7	3	3	2	8


McDowell's World Series Record

Year	Club	W-L	ERA	G	GS	CG	SHO	SV	IP	H	R	ER	BB	SO
1986	NYM vs. Bos.	1-0	4.91	5	0	0	0	0	7.1	10	5	4	6	2

Everyone Pitches In

The Braves pitching staff has led the majors in fewest home runs allowed and ranked third in ERA in each of the last two seasons:

	2009 (MLB Rank)	2010 (MLB Rank)
Team ERA	3.57 (3rd)	3.56 (3rd)
Team HR Allowed	119 (1st)	126 (1st)
Starters ERA	3.52 (1st)	3.80 (6th)
Starters HR Allowed	86 (3rd)	92 (T5th)
Bullpen ERA	3.68 (6th)	3.07 (3rd)
Bullpen HR Allowed	33 (1st)	34 (3rd)



LARRY PARRISH

HEIGHT: 6-3 **WEIGHT:** 190
BORN: 11/10/53 in Winter Haven, Florida
RESIDES: Ft. Gaines, Georgia
SEASONS ON BRAVES COACHING STAFF: 1st

HITTING COACH

25

Larry Parrish is in his first season as the Braves' hitting coach in 2011. He previously served as the manager of the Detroit Tigers' Triple-A affiliate Toledo Mud Hens from 2003 to 2010.

After serving as a major league scout for the Tigers from 2000 to 2002, Parrish returned to the dugout as the manager at Toledo in 2003 and guided the Mud Hens to the International League's championship in both 2005 and 2006. He garnered league Manager of the Year honors in 2005, in addition to being named the Minor League Manager of the Year by *The Sporting News*.

He was sidelined for the entire 2007 season after undergoing surgery on his left ankle, but returned to action in 2008 and served as a coach for the World Team at the Futures Game held prior to Major League Baseball's All-Star Game at New York's Yankee Stadium.

Parrish joined the Tigers coaching staff when the roster expanded during September in both 2003 and 2004, and managed the club during Alan Trammell's two-day absence to attend his mother's funeral in 2003 (Parrish led Detroit to wins in both games over the Kansas City Royals).

He originally joined the Tigers' major league coaching staff as bench coach in 1997, and served as Detroit's interim manager in September of 1998, before being hired as the Club's manager for the 1999 season.

Parrish spent the first half of the 1994 and 1996 seasons, as well as all of 1995 as Detroit's minor league roving hitting instructor, interrupted by stints as manager at Toledo and Double-A Jacksonville in the second half of the 1994 and 1996 seasons, respectively. He led Jacksonville to a division title in 1996, and ultimately the Southern League championship.

He joined the Tigers organization as the manager at Single-A Niagara Falls in both 1992 and 1993, leading the Rapids to the New York-Penn League championship in 1993 after earning a berth in the postseason as the wild card winner.

As a player, Parrish hit .263 with 256 home runs and 992 RBI over a 15-year career with Montreal, Texas and Boston. He was a National League All-Star for the Expos in 1979 and finished fourth in MVP voting after posting one of his best seasons, with a career-high .307 batting average, 30 home runs, 82 RBI and 71 extra-base hits. He earned American League All-Star honors with the Rangers in 1987, when he batted .268 with 32 homers and 100 RBI.

Parrish attended Seminole Community College and signed with Montreal as an amateur free agent in May 1972. When he made his Major League debut at the age of 21 in 1974, he was the sixth-youngest player in the National League. He finished third in N.L. Rookie of the year voting in 1975 (teammate Gary Carter finished second), when he hit .274 with 10 homers and 65 RBI.

Parrish has three children, Jessica, Josh and Amanda, and resides in Ft. Gaines, Ga.

Parrish's Major League Record

Year	Club	AVG	G	AB	R	H	2B	3B	HR	RBI	SH	SF	HP	BB	SO	SB	CS	E
1974	Montreal	.203	25	69	9	14	5	0	0	4	2	0	2	6	19	0	0	1
1975	Montreal	.274	145	532	50	146	32	5	10	65	7	2	4	28	74	4	5	35
1976	Montreal	.232	154	543	65	126	28	5	11	61	1	6	2	41	91	2	6	25
1977	Montreal	.246	123	402	50	99	19	2	11	46	3	3	4	37	71	2	4	21
1978	Montreal	.277	144	520	68	144	39	4	15	70	5	1	2	32	103	2	3	23
1979	Montreal	.307	153	545	83	167	39	2	30	82	7	1	2	41	101	5	1	23
1980	Montreal	.254	126	452	55	115	27	3	15	72	1	8	4	36	80	2	6	18
1981	Montreal	.244	97	349	41	85	19	3	8	44	5	3	0	28	73	0	0	16
1982	Texas	.264	128	440	59	116	15	0	17	62	0	4	4	30	84	5	2	8
1983	Texas	.272	145	555	76	151	26	4	26	88	0	9	3	46	91	0	0	8
1984	Texas	.285	156	613	72	175	42	1	22	101	0	3	6	42	116	2	4	4
1985	Texas	.249	94	346	44	86	11	1	17	51	0	2	1	33	77	0	2	1
1986	Texas	.276	129	464	67	128	22	1	28	94	0	6	2	52	114	3	1	4
1987	Texas	.268	152	557	79	149	22	1	32	100	0	4	3	49	154	3	1	4
1988	Texas	.190	68	248	22	47	9	1	7	26	0	3	2	20	79	0	0	0
	Boston	.259	52	158	10	41	5	0	7	26	0	1	0	8	32	0	1	3
Major Totals		.263	1891	6792	850	1789	360	33	256	992	31	56	42	529	1359	30	36	194

Parrish's Division Series Record

Year	Club, Opp.	AVG	G	AB	R	H	2B	3B	HR	RBI	SH	SF	HP	BB	SO	SB	CS	E
1981	Mon. vs. Phi.	.150	5	20	3	3	1	0	0	1	0	0	0	1	3	0	0	0

Parrish's League Championship Series Record


Year	Club, Opp.	AVG	G	AB	R	H	2B	3B	HR	RBI	SH	SF	HP	BB	SO	SB	CS	E
1981	Mon. vs. L.A.	.263	5	19	2	5	2	0	0	2	0	0	0	1	1	0	0	1
1988	Bos. vs. Oak.	.000	4	6	0	0	0	0	0	0	0	0	0	0	2	0	0	0
L.C.S. Totals		.200	9	25	2	5	2	0	0	2	0	0	0	1	5	0	0	1

Parrish's All-Star Game Record

Year	Club, Site	AVG	G	AB	R	H	2B	3B	HR	RBI	SH	SF	HP	BB	SO	SB	CS	E
1979	N.L., Sea.	---	1	0	0	0	0	0	0	0	0	0	0	0	0	0	0	0
1987	A.L., Oak.	1.000	1	1	0	1	0	0	0	0	0	0	0	0	0	0	0	0
A.S. Totals		1.000	2	1	0	1	0	0	0	0	0	0	0	0	0	0	0	0

Larry Parrish's Managerial Record

Year	Club / League	W-L	Pct.	Pos.
1992	Niagara Falls / New York-Penn	39-39	.500	3rd
1993	Niagara Falls / New York-Penn	47-31	.603	2nd
1994	Toledo / International	56-62	.475	5th
1996	Jacksonville / Southern	36-31	.537	1st (2nd half)
1998	Detroit / American	13-12	.520	5th
1999	Detroit / American	69-92	.429	3rd
2003	Toledo / International	65-78	.455	3rd
2004	Toledo / International	65-78	.455	4th
2005	Toledo / International	89-55	.618	1st
2006	Toledo / International	76-66	.535	T-1st
2008	Toledo / International	75-69	.521	2nd
2009	Toledo / International	73-70	.510	2nd
2010	Toledo / International	70-73	.490	4th
Minor League Totals		691-652	.515	
Major League Totals		82-104	.441	



TERRY PENDLETON

HEIGHT: 5-9 **WEIGHT:** 200
BORN: 7/16/60 in Los Angeles, California
RESIDES: Duluth, Georgia
SEASONS ON BRAVES COACHING STAFF: 10th

FIRST BASE COACH

9

Terry Pendleton is in his 10th season on the Braves' coaching staff and his first as the Club's first base coach. He previously served as hitting coach nine seasons, from 2002 to 2010.

In 2010, the Braves led the National League on-base percentage (.339) and doubles (312), and ranked fifth in runs scored (738).

The Braves have compiled 300 doubles in a season nine times in franchise history, including each of the last eight seasons (2003-10) under Pendleton's supervision.

The 2009 Braves ranked fourth in the league in team batting average (.263), fourth in hits (1,459), fifth in on-base percentage (.339) and sixth in runs (735). The team tied for third in the N.L. with 300 doubles.

In 2008, Atlanta ranked third in the N.L. in batting average (.270), third in hits (1,514), third in walks (618), third in on-base percentage (.345) and fourth in doubles (316). Chipper Jones led the majors with a .364 batting average to become the first Brave to win the N.L. batting title since Pendleton himself turned the trick in 1991.

In 2007, Atlanta boasted a high-powered offense under Pendleton's watch, ranking second in the N.L. in hits (1,562), third in runs (810) and fourth in batting average (.275). The Braves established a franchise record with 328 doubles on the year. Chipper Jones (2nd, .337) and Edgar Renteria (4th, .332) both made runs at winning the N.L. batting.

The 2006 campaign was one of Pendleton's most successful as a coach. Despite numerous injuries, the Braves led the N.L. in home runs (222) and slugging percentage (.455) and ranked second in the circuit in runs scored (849) and batting average (.270). The home run total ranked second in franchise history, while the runs total ranked second in Atlanta history.

In 2005, Pendleton was instrumental in outfielder Andruw Jones' MVP-caliber season, as Jones adopted a new batting stance and established a Braves' franchise record with 51 home runs. Pendleton also worked closely with a string of rookies who made huge contributions throughout the season. The 2005 Braves became the first team in history to reach the postseason with six rookies who had 100 or more at-bats (the previous record was four rookies by the 1983 Los Angeles Dodgers and the 1989 Chicago Cubs).

In his second season as Braves' hitting coach in 2003, the team established franchise bests in home runs (235), hits (1,608), doubles (321) and slugging percentage (.475) and had the highest team batting average in Atlanta history (.284). Several individual players enjoyed "career" seasons as well, and much of the credit for those accomplishments went to Pendleton.

Pendleton was named to the Braves staff in November 2001, after enjoying a 15-year Major League playing career. He was selected the N.L. Most Valuable Player in 1991 and was an All-Star third baseman in 1992 while playing for the Braves.

A switch-hitter, Pendleton batted .287 with 71 home runs and 322 RBI in 593 games for Atlanta and .270 with 140 homers and 946 RBI in 1,893 games overall with the St. Louis Cardinals, Braves, Florida Marlins, Cincinnati Reds and Kansas City Royals. He was a three-time recipient of the Rawlings Gold Glove Award (in 1987 and 1989 with St. Louis and in 1992 with Atlanta).

Signed as a free agent in December of 1990 by general manager John Schuerholz, Pendleton played for the Braves from 1991 through 1994 and in part of 1996. He was a key factor in the Braves' turn-around from being the worst team in the major leagues in 1990 to a pennant-winning club the next year.

In 1991 he batted an NL-best .319 with 22 home runs and 86 RBI. He tied for the league lead with 303 total bases, helping him earn Comeback Player of the Year honors, as well as the league's MVP award.

He was voted an All-Star starter in 1992, hitting .296 with 13 home runs and 51 RBI before the break and finishing the year with a .311 average, 21 homers and a career-high 105 RBI to lead the Braves to another pennant. He led the N.L. with a .387 average with runners in scoring position and had a career-best 199 hits, a franchise record for third basemen.

Originally selected by the Cardinals in the seventh round of the 1982 June draft, Pendleton, after his first four seasons with the Braves, signed with the Marlins as a free agent in April 1995. Florida traded him back to Atlanta in exchange for outfielder Roosevelt Brown in August 1996. Pendleton was signed as a free agent by the Reds in January 1997 and the Royals in January 1998. He retired as a player the following December.

Terry and his wife, Catherine, and their three children, Stephanie, Terry and Trinity, reside in Duluth, Ga.

Pendleton's Playing Record


Year	Club	AVG.	G	AB	R	H	2B	3B	HR	RBI
1982	Johnson City	.320	43	181	38	58	14	4	4	27
	St. Petersburg	.261	20	69	4	18	2	1	1	7
1983	Arkansas	.276	48	185	29	51	10	3	4	20
1984	Louisville	.297	91	330	52	98	23	5	4	44
	St. Louis	.324	67	262	37	85	16	3	1	33
1985	St. Louis	.240	149	559	56	134	16	3	5	69
1986	St. Louis	.239	159	578	56	138	26	5	1	59
1987	St. Louis	.286	159	583	82	167	29	4	12	96
1988	St. Louis	.253	110	391	44	99	20	2	6	53
1989	St. Louis	.264	162	613	83	162	28	5	13	74
1990	St. Louis	.230	121	447	46	103	20	2	6	58
1991	Atlanta	.319	153	586	94	187	34	8	22	86
1992	Atlanta	.311	160	640	98	199	39	1	21	105
1993	Atlanta	.272	161	633	81	172	33	1	17	84
1994	Atlanta	.252	77	309	25	78	18	3	7	30
	Greenville	.500	2	6	0	3	1	0	0	2
1995	Florida	.290	133	513	70	149	32	1	14	78
1996	Florida	.251	111	406	30	102	20	1	7	58
	Atlanta	.204	42	162	21	33	6	0	4	17
1997	Indianapolis	.167	4	12	2	2	0	0	0	2
	Cincinnati	.248	50	113	11	28	9	0	1	17
1998	Kansas City	.257	79	237	17	61	10	0	3	29
	Omaha	.360	7	25	2	9	4	0	1	6
A.L. Totals		.257	79	237	17	61	10	0	3	29
N.L. Totals		.270	1814	6795	834	1836	346	39	137	917
Major Totals		.270	1893	7032	851	1897	356	39	140	946

Pendleton's League Championship Series Record

Year	Club, Opp.	AVG.	G	AB	R	H	2B	3B	HR	RBI	BB	SO
1985	StL. vs. LA	.208	6	24	2	5	1	0	0	4	1	3
1987	StL. vs. SF	.211	6	19	3	4	0	1	0	1	0	6
1991	Atl. vs. Pit.	.167	7	30	1	5	1	1	0	1	1	3
1992	Atl. vs. Pit.	.233	7	30	2	7	2	0	0	3	0	2
1993	Atl. vs. Phi.	.346	6	26	4	9	1	0	1	5	0	2
1996	Atl. vs. StL.	.000	1	1	0	0	0	0	0	0	0	1
L.C.S. Totals		.231	33	130	12	30	5	2	1	14	2	17

Pendleton's World Series Record

Year	Club, Opp.	AVG.	G	AB	R	H	2B	3B	HR	RBI	BB	SO
1985	StL. vs. KC	.261	7	23	3	6	1	1	0	3	3	2
1987	StL. vs. Min.	.429	3	7	2	3	0	0	0	1	1	1
1991	Atl. vs. Min.	.367	7	30	6	11	3	0	2	3	3	1
1992	Atl. vs. Tor.	.240	6	25	2	6	2	0	0	2	1	5
1996	Atl. vs. NYY	.222	4	9	1	2	1	0	0	0	1	1
W.S. Totals		.298	27	94	14	28	7	1	2	9	9	10



EDDIE PEREZ

HEIGHT: 6-1 **WEIGHT:** 220
BORN: 5/4/68 in Ciudad Ojeda, Venezuela
RESIDES: Duluth, Georgia
SEASONS ON BRAVES COACHING STAFF: 5th

BULLPEN COACH

12

After concluding a 20-year playing career in 2006, Eddie Perez opened a new chapter in his baseball life in 2007. He joined the Braves' coaching staff as the bullpen coach after playing 11 seasons at the major league level, including nine seasons with the Braves.

Perez played 18 of his 20 professional seasons in the Braves organization. The former catcher began his career with Bradenton in 1987 and reached the majors in 1995, the year Atlanta won the World Series. Perez was on seven postseason squads for Atlanta (1995-99, 2001, 2004) and played in 30 postseason games. His .464 (13-for-28) batting average in National League Championship Series competition is the highest ever for a catcher (minimum 25 at-bats). Perez batted .500 (10-for-20) in the 1999 NLCS vs. the New York Mets and claimed series MVP honors.

Perez spent the 2002 season with the Cleveland Indians and played with the Milwaukee Brewers in 2003 before re-joining the Braves in 2004. Right shoulder tendinitis plagued Perez throughout the 2005 season, and he spent the entire 2006 campaign at Double-A Mississippi. He was limited to just 13 games in 2006, but spent much of his time assisting M-Braves Manager Jeff Blausner.

Perez attended Doctor Raul Cuenca High School in Ciudad Ojeda, Venezuela, where he played volleyball and baseball. He and his wife, Marisol, have one daughter, Maried, and one son, Andres Eduardo, and reside in Duluth, Ga.

Perez's Complete Record

Year	Club	AVG	G	AB	R	H	2B	3B	HR	RBI	SH	SF	HP	BB	SO	SB	CS	E
1987	Bradenton	.202	31	89	8	18	1	0	1	5	1	1	1	8	14	0	0	4
1988	Burlington	.231	64	186	14	43	8	0	4	19	2	1	0	10	33	1	0	11
1989	Sumter	.232	114	401	39	93	21	0	5	44	4	5	5	44	68	2	6	16
1990	Sumter	.179	41	123	11	22	7	1	3	17	3	1	2	14	18	0	0	3
	Durham	.237	31	93	9	22	1	0	3	10	0	1	1	1	12	0	0	3
1991	Durham	.271	92	277	38	75	10	1	9	41	2	3	3	17	33	0	3	8
	Greenville	.250	1	4	0	1	0	0	0	0	0	0	0	0	1	0	0	0
1992	Greenville	.229	91	275	28	63	16	0	6	41	1	4	2	24	41	3	3	14
1993	Greenville	.333	28	84	15	28	6	0	6	17	0	2	0	2	8	1	0	3
1994	Richmond	.260	113	388	37	101	16	2	9	49	3	6	3	18	47	1	1	12
1995	Richmond	.265	92	324	31	86	19	0	5	40	1	2	2	12	58	1	2	7
	Atlanta	.308	7	13	1	4	1	0	1	4	0	0	0	0	2	0	0	0
1996	Atlanta	.256	68	156	19	40	9	1	4	17	0	2	1	8	19	0	0	3
1997	Atlanta	.215	73	191	20	41	5	0	6	18	1	2	2	10	35	0	1	5
1998	Atlanta	.336	61	149	18	50	12	0	6	32	1	0	2	15	28	1	1	2
1999	Atlanta	.249	104	309	30	77	17	0	7	30	4	3	6	17	40	0	1	5
2000	Atlanta	.182	7	22	0	4	1	0	0	3	0	0	0	0	2	0	0	1
2001	Greenville#	.342	10	38	7	13	2	0	4	5	0	0	1	0	9	0	0	1
	Atlanta	.300	5	10	0	3	0	0	0	0	0	0	0	0	2	0	0	0
2002	Cleveland	.214	42	117	6	25	9	0	0	4	2	0	1	5	25	0	0	3
2003	Milwaukee	.271	107	350	26	95	17	1	11	45	6	2	0	17	47	0	1	6
2004	Atlanta	.229	74	170	14	39	12	0	3	13	3	1	3	11	29	0	0	3
2005	Atlanta	.211	16	38	3	8	2	0	2	6	0	0	0	1	5	0	0	0
Minor Totals		.248	708	2282	237	565	107	4	55	288	17	26	20	150	342	9	15	82
A.L. Totals		.214	42	117	6	25	9	0	0	4	2	0	1	5	25	0	0	3
N.L. Totals		.256	522	1408	131	361	76	2	40	168	15	10	14	79	209	1	4	25
Atlanta Totals		.251	415	1058	105	266	59	1	29	123	9	8	14	62	162	1	3	19
Major Totals		.253	564	1525	137	386	85	2	40	172	17	10	15	84	234	1	4	28

#Injury rehabilitation assignment

Perez's Division Series Record

Year	Club, Opp.	AVG	G	AB	R	H	2B	3B	HR	RBI	SH	SF	HP	BB	SO	SB	CS	E
1995	Atl. vs. Col.					Did Not Appear												
1996	Atl. vs. LA	.333	1	3	0	1	0	0	0	0	0	0	0	0	0	0	0	0
1997	Atl. vs. Hou.	.000	1	3	0	0	0	0	0	0	0	0	0	0	1	0	0	0
1998	Atl. vs. Chi.	.200	1	5	1	1	0	0	1	4	0	0	0	0	2	0	0	0
1999	Atl. vs. Hou.	.250	4	16	1	4	0	0	0	3	0	1	0	0	3	0	0	0
2001	Atl. vs. Hou.					Did Not Appear												
2004	Atl. vs. Hou.	.000	3	3	0	0	0	0	0	0	0	0	0	0	1	0	0	0
D.S. Totals		.222	10	30	2	6	0	0	1	7	0	1	0	0	7	0	0	0

Perez's League Championship Series Record


Year	Club, Opp.	AVG	G	AB	R	H	2B	3B	HR	RBI	SH	SF	HP	BB	SO	SB	CS	E
1995	Atl. vs. Cin.					Did Not Appear												
1996	Atl. vs. StL.	.000	4	1	0	0	0	0	0	0	0	0	0	1	0	0	0	0
1997	Atl. vs. Fla.	.000	2	3	0	0	0	0	0	0	0	0	0	0	0	0	0	0
1998	Atl. vs. SD	.750	3	4	0	3	0	0	0	0	1	0	0	0	0	0	0	0
1999	Atl. vs. NYM	.500	6	20	2	10	2	0	2	5	2	0	0	1	3	0	0	0
2001	Atl. vs. Ari.					Did Not Appear												
L.C.S. Totals		.464	15	28	2	13	2	0	2	5	3	0	0	2	3	0	0	0

Perez's World Series Record

Year	Club, Opp.	AVG	G	AB	R	H	2B	3B	HR	RBI	SH	SF	HP	BB	SO	SB	CS	E
1995	Atl. vs. Cle.					Did Not Appear												
1996	Atl. vs. NYY	.000	2	1	0	0	0	0	0	0	0	0	0	0	0	0	0	0
1999	Atl. vs. NYY	.125	3	8	0	1	0	0	0	0	0	0	0	1	3	0	0	0
W.S. Totals		.111	5	9	0	1	0	0	0	0	0	0	0	1	3	0	0	0

Perez's Major League Fielding Record

Year	Position	PCT	G	PO	A	E	TC	DP	PB	CS	ATT	PCT	P-OFF
1995	Catcher	1.000	5	31	2	0	33	2	0	0	0	---	0
	First Base	1.000	1	3	0	0	3	1	---	---	---	---	---
1996	Catcher	.993	54	250	19	2	271	4	0	7	26	27%	1
	First Base	.971	7	31	3	1	35	7	---	---	---	---	---
1997	Catcher	.988	64	392	23	5	420	1	2	15	63	24%	0
	First Base	1.000	6	25	1	0	26	0	---	---	---	---	---
1998	Catcher	.997	45	275	29	1	305	2	2	12	44	27%	0
	First Base	.938	8	15	0	1	16	1	---	---	---	---	---
1999	Catcher	.993	98	616	48	5	669	7	4	21	73	29%	0
	First Base	1.000	2	4	0	0	4	0	---	---	---	---	---
2000	Catcher	.976	7	39	2	1	42	0	1	1	6	17%	0
2001	Catcher	1.000	5	10	1	0	11	0	0	0	2	0%	0
2002	Catcher	.988	42	235	19	3	257	7	4	14	38	37%	0
2003	Catcher	.991	102	613	32	6	651	6	8	16	77	21%	0
2004	Catcher	.990	66	290	22	3	315	4	2	11	32	34%	0
	First Base	1.000	1	10	0	0	10	1	---	---	---	---	---
2005	Catcher	1.000	13	38	4	0	42	1	1	3	4	75%	0
Catcher Totals		.991	501	2789	201	26	3016	34	24	100	365	27%	1
First Base Totals		.979	25	88	4	2	94	10	---	---	---	---	---



BRIAN SNITKER

HEIGHT: 6-1 **WEIGHT:** 200
BORN: 10/17/55 in Decatur, Illinois
RESIDES: Lilburn, Georgia
SEASONS ON BRAVES COACHING STAFF: 9th

THIRD BASE COACH

51

The 2011 season marks Brian Snitker's fifth as the Club's third base coach and his ninth overall in three stints on the Braves' major league coaching staff. His two previous stints with the major league staff came as bullpen coach in 1985 and again from 1988 to 1990.

Snitker managed at Triple-A Richmond in 2006 after spending four seasons as the skipper of the Club's Double-A affiliate in Greenville (2002-04) and Mississippi (2005).

Snitker, 55, joined the organization as a player in 1977 and has been with the Braves in a variety of roles ever since. The former catcher spent four seasons as a player. He retired at the conclusion of the 1980 season and began his coaching career as a roving instructor for the Braves in 1981. Snitker took his first managerial job in 1982, with Anderson of the South Atlantic League.

Following a three-year stint with the Major League Club, he returned to minor league coaching in 1991 and moved back into managing in 1992 with Macon. He coached in the Atlanta system from 1993 to '95, and again served as a minor league manager from 1996 to 2006.

In his 17 seasons as a manager, he compiled an overall record of 1,140-1,145 (.499). Five of his clubs advanced to postseason play, and he won two league championships (back-to-back titles with Myrtle Beach in 1999-2000) and two league Manager of the Year Awards (also in the Carolina League in 1999-2000).

An Illinois native, Snitker played college baseball at the University of New Orleans before signing with the Braves as a non-drafted free agent in 1977. Snitker and his wife Veronica reside in Lilburn, Ga., with their children, Erin and Troy.


Brian Snitker's Managerial Record

Year	Club / League	W-L	Pct.	Pos.
1982	Anderson / South Atlantic	72-70	.507	5th
1983	Durham / Carolina	59-78	.431	6th
1984	Durham / Carolina	68-72	.486	5th*
1986	Sumter / South Atlantic	77-60	.562	3rd
1987	Durham / Carolina	65-75	.464	7th
1992	Macon / South Atlantic	58-81	.417	13th
1996	Danville / Appalachian	37-29	.561	5th
1997	Macon / South Atlantic	80-60	.571	1st*
1998	Macon / South Atlantic	69-72	.489	8th*
1999	Myrtle Beach / Carolina	79-60	.569	2nd**
2000	Myrtle Beach / Carolina	88-52	.629	1st**
2001	Myrtle Beach / Carolina	71-67	.514	3rd
2002	Greenville / Southern	65-69	.485	7th
2003	Greenville / Southern	68-70	.493	5th
2004	Greenville / Southern	63-76	.453	9th
2005	Mississippi / Southern	64-68	.484	6th
2006	Richmond / International	57-86	.399	4th
Minor Totals		1,140-1,145	.499	

* Playoff appearance; ** League champion

Snitker's Playing Record

Year	Club	AVG.	G	AB	R	H	2B	3B	HR	RBI	BB	SO	SB
1977	Kingsport	.270	55	163	28	44	7	1	8	33	19	33	8
1978	Richmond	.333	6	12	1	4	0	0	0	3	1	4	0
	Kinston	.222	14	45	1	10	2	0	0	2	3	14	0
	Savannah	.236	15	55	3	13	1	0	1	3	6	9	0
1979	Savannah	.255	75	259	26	66	10	1	8	30	12	50	1
1980	Savannah	.162	18	68	5	11	2	0	1	6	4	11	0
	Durham	.200	3	10	0	2	0	1	0	3	0	0	0
Totals		.245	186	612	64	150	22	3	18	80	45	121	9



CARLOS TOSCA

HEIGHT: 5-7

WEIGHT: 185

BORN: 9/29/53 in Pinar del Rio, Cuba

RESIDES: Brandon, Florida

SEASONS ON BRAVES COACHING STAFF: 1st

BENCH COACH

18

Carlos Tosca is in his first season on the Braves' coaching staff, his 13th campaign on a Major League staff, and his 38th season as a coach. He previously served as the bench coach for manager Fredi Gonzalez at the Florida Marlins from 2007 to 2010. This is Tosca's second stint in the Braves organization, after he served as the manager at Triple-A Richmond in 2001.

Tosca was part of the Arizona Diamondbacks' original coaching staff in 1998, serving as Buck Showalter's bench coach for three seasons. Tosca re-joined the Diamondbacks as third base coach under Bob Melvin in 2005-06.

After managing one year at Richmond, Tosca joined Buck Martinez's staff as the third base coach for the Toronto Blue Jays in 2002. Martinez was dismissed by the Jays on June 3 and Tosca made his managerial debut as the ninth manager in Blue Jays history, taking over the reins 54 games into the season. He was the fifth native Cuban to manage in Major League Baseball and the sixth in history with no professional playing experience. Tosca won his managerial debut on June 3, 2002, a 6-1 triumph over Tampa Bay. He and his coaching staff were given two-year contract extensions on September 3, 2002. His lone full year at the helm of the Jays was 2003, posting an 86-76 ledger, good for third in the American League East. He was 47-64 through 111 games in 2004 when he was dismissed, finishing his managerial experience north of the border a record of 191-191.

Prior to 1998, Tosca managed in the minor leagues for 17 seasons, amassing an overall record of 932-827 (.530). His clubs had 12 winning seasons during his 17-year minor league managerial career. After leaving the Diamondbacks following the 2000 season, Tosca was named manager of Richmond in the Braves organization, posting a 68-76 ledger. Prior to his first stint with Arizona he was at the helm of Charlotte (AAA) in 1997, putting the Knights in the International League's Governors Cup Playoffs for the first time since 1994. His 1996 Portland (AA) club went 83-58, earning him Eastern League Manager of the Year honors, while also being tabbed by *Baseball America* as their choice for overall Minor League Manager of the Year. It was the second consecutive division title for the Sea Dogs and the sixth overall first place finish that Tosca had guided during his managerial career. He was named the Carl Barger Player Development Person of the Year in 1995. His first managerial duty was with Gulf Coast League Bradenton (R) in 1980.

After earning a degree in Physical Education from the University of Southern Florida, Tosca began his coaching career as pitching coach at King High School in 1976. His first professional stint was with Oneonta in 1978.

Tosca has three children, Jessica, Lauren and Matthew, and resides in Brandon, Fla.

Carlos Tosca's Managerial Record

Year	Club / League	W-L	Pct.	Pos.
1980	Bradenton	27-35	.536	7th
1981	Bradenton	30-29	.509	7th
1982	Bradenton	42-21	.667	1st
1983	Greensboro	73-71	.507	3rd/3rd
1984	Greensboro	75-69	.527	1st/4th
1985	Sarasota	43-18	.705	1st
1988	Boardwalk	39-24	.619	1st
1989	Boardwalk	35-28	.556	3rd
1990	Gulf Coast Royals	25-38	.397	5th
1991	Baseball City	62-69	.473	3rd/2nd
1992	Gulf Coast Marlins	33-27	.550	2nd
1993	Kane County	75-62	.547	3rd/3rd
1994	Portland	60-81	.426	4th
1995	Portland	86-56	.606	1st
1996	Portland	83-58	.589	1st
1997	Charlotte	76-65	.539	2nd
2001	Richmond	68-76	.472	3rd
2002	Toronto / American	58-51	.532	3rd
2003	Toronto / American	86-76	.531	3rd
2004	Toronto / American	47-67	.423	5th
Minor League Totals		864-751	.535	
Major League Totals		191-191	.500	

ALAN BUTTS



HEIGHT: 5-11 **WEIGHT:** 205
BORN: 2/20/64 in Atlanta, Georgia
RESIDES: Newnan, Georgia

BASEBALL SYSTEMS OPERATOR & BULLPEN CATCHER

55

Alan Butts joined the Braves in 1992. He coordinates the team's scouting reports for each opponent and assists with all aspects of the Braves' pre-game preparations. Butts serves as a liaison between the Braves' advance scout and the Club, including series preparation. He is in uniform for all pre-game workouts and during the game he assists the bullpen coach and pitchers in the bullpen.

A native of Atlanta, Butts attended North Clayton High School and Valdosta State University, where he received a Bachelor of Fine Arts degree in Public Relations-Speech Communications. At Valdosta State, Butts played under legendary coach Tommy Thomas, the winningest baseball coach in Division II history.

A highlight of Butts' career came in 2000, when he served on Bobby Cox's All-Star Game coaching staff and pitched in the Home Run Derby competition.

He and his wife, Tammy, reside in Newnan, Ga., with their children Colby, Ansley and Avery. The 46-year-old Butts enjoys golfing in his spare time. His nephew, RHP Brett Butts, was drafted by Atlanta in 2007 out of Auburn University and currently plays in the Braves' farm system.



PHIL FALCO

HEIGHT: 6-1 **WEIGHT:** 225
BORN: 11/18/72 in Denville, New Jersey
RESIDES: Atlanta, Georgia

STRENGTH & CONDITIONING COACH


Phil Falco is in his fourth season as the Braves' Major League strength and conditioning coach after joining the Club in June 2008. He previously served as the organization's roving minor league strength and conditioning instructor in 1998-99 and from 2003 to 2008. He served as the Milwaukee Brewers' major league strength and conditioning coach from 2000 to 2002.

A native of Denville, New Jersey, Falco graduated from Morris Knolles High School and attended George Mason University, where he was a pitcher from 1992 to '94. He transferred to Appalachian State University and played two seasons (1995-96) before graduating in 1996 with a Bachelor of Science degree in exercise science.

Falco's professional career began in 1996 when he pitched for the independent-league Richmond Roosters in Richmond, Ind. In 1997, he served as the strength and conditioning intern for Tampa Bay's Class-A Charleston club.

Falco was certified by the National Strength and Conditioning Association in 2005 as a strength and conditioning specialist. He was certified by the American College of Sports Medicine in 1996 as a health and fitness instructor.

Falco is single and resides in Atlanta.



BOBBY DEWS

HEIGHT: 6-0 **WEIGHT:** 180

BORN: 3/23/39 in Clinton, Iowa

RESIDES: Edison, Georgia

MAJOR LEAGUE CONSULTANT

A member of the Braves organization as a manager, coach, instructor or administrator since 1975, Bobby Dews joined Atlanta's staff for the third time when he was named third base coach in December of 1996.

Following the 2006 season, the Braves announced that Dews would assume a new role in the organization, and since 2007, Dews has been utilized in a variety of ways. He attends spring training with the Major League club and assists at most Braves home games during the season.

Dews worked in Atlanta under Bobby Cox as a bullpen coach in 1979 and as third base coach in 1980-81. He served as first base coach under manager Eddie Haas and as third base coach for Bobby Wine in 1985. The 2006 season marked his eighth straight as the Braves' bullpen coach.

Prior to rejoining the major league staff in December of 1996, Dews had served as the Braves' minor league field coordinator since 1991 and was responsible for supervising instruction throughout the farm system.


Dews succeeded Hank Aaron as Atlanta's Director of Player Development in December of 1989, after having been the Assistant Director of Player Development for two years. Dews was a roving minor league instructor in 1986 and 1987.

Appointed manager of Class-A Greenwood of the Western Carolinas League in 1975, Dews spent eight of the next 11 years managing in the Braves' system, guiding five of his clubs to the playoffs. The Double-A Savannah Braves, who won the Southern League championship in 1978, earned Dews Manager of the Year honors. An infielder in the Cardinals' organization from 1960 through part of 1970, he actually began his managerial career in 1969 at Lewiston.

A native of Clinton, Iowa, Dews graduated from Edison (Ga.) High School and attended Georgia Tech, where he was a standout basketball and baseball player. He earned a degree in English from West Georgia College in 1968.

An accomplished writer, Dews had a novel, *Largo*, published in 1986 and his book *Legends, Demons and Dreams* was published in 2004. Bobby lives in Edison, Ga.

LEE ELIA



HEIGHT: 5-11 **WEIGHT:** 185
BORN: 7/16/37 in Philadelphia, Pennsylvania
RESIDES: Odessa, Florida

SPECIAL ASST. TO GM/MAJOR & MINOR LEAGUE INSTRUCTOR

Lee Elia, who has spent more than 50 years in professional baseball, joined the Braves' staff in November 2010. The former Major League player, coach, and manager serves as a Special Assistant to General Manager Frank Wren and as a Major and Minor League Instructor. He most recently (2009-10) served as a special assistant to the general manager for the Los Angeles Dodgers.

A former infielder, Elia played for the White Sox and Cubs in 1966 and 1968, respectively, and went on to serve as a coach for the Phillies, Yankees, Blue Jays, Devil Rays, and Orioles in addition to his time as a Major League manager.

Elia, 73, piloted both the Cubs (1982-83) and the Phillies (1987-88).

The Philadelphia native attended the University of Delaware and was signed by his hometown Phillies in 1958 as an amateur free agent. He made his Major League debut on April 23, 1966 and played all but two of his 77 big league games at shortstop. He was inducted into the Pennsylvania Sports Hall of Fame in 2000.

Previous to his stint with the Dodgers, Elia was a member of the Seattle Mariners' organization, serving as a special assistant to the manager before taking over as the Club's hitting coach in June 2008. Two weeks later, he was promoted to bench coach for the remainder of the 2008 season, a position he had previously held in Seattle from 1993 to 1997.

Elia and his wife Priscilla have two daughters, Tana and Ashley, and reside in Odessa, Fla.

2011 Medical Staff

In January 2006, the Braves named Dr. Joe Chandler Director of Medical Services Emeritus.

Chandler, who became the club's Orthopedic Surgeon in 1987 and oversaw the Braves' medical program as Director of Medical Services since 2001, continues to serve in an advisory role.

Dr. Norman Elliott assumed the role of Head Team Physician, while Dr. Xavier Duralde was named Lead Team Orthopedist.



Dr. Joe Chandler




Dr. Norman Elliott
Head Team Physician



Dr. Xavier Duralde
Lead Orthopedist



Dr. William Barber
Associate Physician




Dr. John Cantwell
Associate Physician




Dr. Ryan Cantwell
Associate Physician



Dr. Brooks Lide
Associate Physician



Dr. Gary Lourie
Associate Physician



Dr. Marvin Royster
Associate Physician



Lloyd VanPamelen
Physical Therapist

Jeff Porter ♦ Head Athletic Trainer



The 2011 season marks Jeff Porter's ninth as the Braves' Head Athletic Trainer and his 27th in the Braves organization. Porter joined the Braves in 1985 as the Assistant Athletic Trainer and assumed the Head Trainer duties in 2003, when Dave Pursley retired.

A native of Wilmington, NC, Porter graduated from Burgaw High School. He received a bachelor's degree from the University of North Carolina-Wilmington in 1977 and earned his master's degree from the University of Denver in 1979.

Following college, the 55-year-old Porter worked his way through the minor leagues. From 1979 to 1984, he had stints with the Denver Bears, Jamestown Expos, Memphis Chicks and Indianapolis Indians.

Porter was honored as the National League athletic trainer for the 1996 Major League Baseball All-Star Game in Philadelphia and for the 2008 All-Star Game at New York's Yankee Stadium. In 2006 he was the athletic trainer for MLB's Japan All-Star Tour. He is a member of the National Athletic Trainers Association, the American College of Sports Medicine and is a board member for the Professional Baseball Athletic Trainers Society.

An avid hunter and fisherman, Porter and his wife, Kathy, reside in Loganville, Ga., with their son David.

Jim Lovell ♦ Assistant Athletic Trainer



Following 18 seasons in the Braves minor league system, Lovell joined the major league club on a full-time basis in 2003. He served as the Head Minor League Athletic Trainer, coordinating the minor league medical staff, and covered the Class-AAA Richmond club from 1991 to 2002. He served as athletic trainer for the Triple-A All-Star game in 1991.

Lovell joined the Braves organization in 1985 and spent six years at Class AA Greenville, earning Southern League Trainer of the Year honors three times. He served as the trainer for the Southern League All-Star game three times.

Until 1992, Lovell also spent his off seasons as a part of the football program at Auburn University. He served as the interim assistant trainer for the major league club during the 1992 and 2000 seasons. Lovell joined the major league club in September 2002 and was named the full-time assistant trainer the following year.

Lovell holds a bachelor's degree in Community Health and a master's degree in Exercise Physiology. He is a licensed Emergency Medical Technician, and certified as an athletic trainer by the National Athletic Trainer's Association. An avid follower of Auburn football, Lovell is single and resides in Newnan, Ga. He enjoys golf, reading and listening to country-western music.

Bill Acree ♦ Director of Team Travel & Equipment Manager



Bill Acree has served in the Braves organization since the Club moved to Atlanta in 1966. Since 1981, he has served in the dual role of director of team travel and equipment manager. He is the longest-tenured Traveling Secretary in the National League, and the third-longest in the majors.

Acree worked as a member of the grounds crew his first two seasons and began serving as visiting clubhouse manager in 1968. Acree became the equipment manager in 1973.

Born in Gainesville, Fla., Acree graduated from Atlanta's Briarcliff High School and attended Dekalb College.

Acree, 62, has three children: daughter Carolyn and sons Bill Jr. and Ben. Ben Acree serves as the Braves' assistant clubhouse and equipment manager.

Acree and his wife, Cindy, reside in Gainesville, Ga. He enjoys golfing and is an avid fisherman. Acree is an active supporter of Hemophilia of Georgia and holds an annual golf tournament to raise money for the organization.

John Holland ♦ Visiting Clubhouse Manager



The 2011 season marks John Holland's 43rd with the Braves. His career began as a 15-year-old batboy in September 1968. Holland became an assistant in the visiting clubhouse in 1969 and was named assistant equipment manager in 1973, a title he held through the 1982 campaign.

In 1983, Holland was named visiting clubhouse manager and has held that role ever since. Since 1998 he has served as an officer of the Major League Baseball Equipment Managers Association. In 2002, he was voted by his peers as the MLB Visiting Clubhouse Manager of the Year.

A native of Atlanta, Holland graduated from Columbia High School. He graduated from the University of Georgia in 1974 with a bachelor's degree in Journalism.

Holland, 58, is an avid fan of Georgia Bulldogs athletics. He and his wife Patty reside in Suwanee, Ga. They have two sons, Andrew and Nicky, and a daughter, Lauren.

Fred Stone ♦ Assistant Braves & Visiting Clubhouse Manager



The 2011 campaign is Fred Stone's 35th in the Braves organization and his 28th with the Major League Club. In addition to his duties in Atlanta, Stone also serves as the clubhouse manager for the annual Braves Fantasy Camp at ESPN Wide World of Sports.

A native of Richmond, Va., Stone began his career in 1977 as a member of the grounds crew for the Triple-A Richmond Braves. He later became a clubhouse assistant and then served as clubhouse manager, as well as various other roles within the club.

Stone graduated from Chickahominy Academy in 1982 and joined Atlanta's clubhouse staff in 1984.

The 47-year-old Stone is single and resides in Woodstock, Ga. He enjoys golfing and is an avid NASCAR and hockey fan.

Chris Van Zant ♦ Assistant Clubhouse & Team Travel Manager

Chris Van Zant joined the Braves as a batboy and clubhouse assistant in September 1990 and continued in that role through the 2000 season. In 2001, he became the assistant clubhouse manager and team travel manager.

Part of Van Zant's duties include producing the annual team travel guide and itinerary. He is also responsible for daily logistics of the Braves clubhouse, managing the clubhouse staff, assisting with meal planning and attending to the needs of the players and staff. Van Zant has been an umpires' room attendant since 2001.

A native of Swarthmore, Pa., the 37-year-old Van Zant attended St. Pius X High School in Atlanta. He graduated from Georgia Tech in 1999 with a bachelor's degree in Management.

Van Zant is a contributor to a variety of charitable foundations, including Children's Healthcare of Atlanta and the Georgia Transplant Association.

In his spare time, Van Zant enjoys movies, computers, coaching youth soccer and following the Philadelphia Eagles and Georgia Tech Athletics. He and his wife Katie reside in Mableton, Ga., with their three children: sons C.J. and Will, and daughter Caroline.

Ben Acree ♦ Assistant Clubhouse & Equipment Manager

Ben Acree joined the Braves staff in 1997 and is in his 15th season with the Club.

A native of Atlanta, the 32-year-old Acree is responsible for ordering and maintaining all the Braves' equipment needs, including players' bats, gloves, shoes and all uniforms. Each year he spearheads the moving of the team's equipment to spring training at ESPN Wide World of Sports.

Acree is also responsible for the day-to-day operation of the Braves clubhouse, assisting with meal planning, managing the clubhouse staff, and attending to the needs of the players and staff. He also assists with the daily operation of the umpires' room.

A graduate of Parkview High School, Acree resides in Smyrna, Ga. In his spare time he enjoys attending movies and sporting events.

Rob Smith ♦ Video Coordinator

Rob Smith is in his 17th season with the Braves and his 13th season in his current role as video coordinator.

Smith is responsible for the editing, logging and charting of every pitch for all Braves games. The video is then reviewed by the coaching staff and players for instructional and scouting purposes. Smith also coordinates video on all Braves opponents to be used in conjunction with team and player scouting reports.

Smith, 39, began with the Braves in 1995 as a game day employee in corporate sponsor hospitality. In 1996, he served as a customer service representative in the ticket sales department, and in 1997-98 he was a marketing representative and also worked part time coordinating the Braves' video efforts.

Born in Concord, NH, Smith graduated from Lafayette High School in Williamsburg, Va. He is a 1994 graduate of the University of Kentucky, with a degree in Sport Management.

He and his wife, Carmen, reside in Suwanee, Ga., with their son Tyler.

Ed Mangan Field Director



Known as one of the best field directors in the game, Ed Mangan joined the Atlanta Braves following the 1990 season. He previously served five years as the head groundskeeper at Boardwalk & Baseball, the Kansas City Royals' spring training complex. When John Schuerholz became the Braves' General Manager in October 1990, Mangan was among the first people Schuerholz hired.

Mangan's expertise extends beyond Turner Field. Each year, following the Braves season, he works with the NFL to prepare the practice facilities and main field for the Super Bowl. Mangan has worked each of the last 21 Super Bowls, including the last 10 as field director.

Following his duties with the Super Bowl, Mangan heads to Florida in February to oversee the preparations of the Braves' spring training complex at ESPN Wide World of Sports. He has been the only field director the Braves have used in their 15 years at Turner Field and 14 springs at the Wide World of Sports Complex.

A native of Leonardo, NJ, Mangan attended Mater Dei High School in Middletown, NJ, and the University of Southwestern Louisiana (Lafayette, La.). The 51-year-old Mangan is a member of the Georgia Golf Course Superintendents Association and the Aircraft Owners and Pilots Association.

Mangan and his wife Janeen reside in Alpharetta with their four boys, Jake, Micky, Colby and Ty. He enjoys archery, aviation, hunting and fishing.

2011 Grounds Crew Assistants



Andrew Worrell
Field Manager



Joe DiPlacido
Grounds Crew Assistant

**2011
ATLANTA
BRAVES**



2011 ATLANTA BRAVES 40-MAN ROSTER

Manager: Fredi Gonzalez (33)

Coaches: Roger McDowell (45), Eddie Perez (12)

Terry Pendleton (9), Larry Parrish (25)

Brian Snitker (51), Carlos Tosca (18)

Strength & Conditioning Coach: Phil Falco (60)

Baseball Systems Operator & Bullpen Catcher: Alan Butts (55)

No.	Name	B-T	HT	WT	Birthdate-Place	Residence
PITCHERS (23)						
61	ABREU, JUAN	R-R	6-0	178	4/8/85 in San Francisco de Macoris, DR	San Francisco de Macoris, DR
64	ASENCIO, JAIRO^	R-R	6-2	205	5/30/83 in Sabrana Palenque, DR	San Cristobal Palenque, DR
37	BEACHY, BRANDON	R-R	6-3	215	9/3/86 in Kokomo, IN	Kokomo, IN
63	CORDIER, ERIK	R-R	6-4	230	2/25/86 in Green Bay, WI	De Pere, WI
65	DELGADO, RANDALL	R-R	6-3	200	2/9/90 in Las Tablas, Panama	Las Tablas, Panama
62	GEARRIN, CORY	R-R	6-3	200	4/14/86 in Chattanooga, TN	Chattanooga, TN
48	HANSON, TOMMY	R-R	6-6	220	8/28/86 in Tulsa, OK	Redlands, CA
15	HUDSON, TIM	R-R	6-1	170	7/14/75 in Columbus, GA	Peachtree City, GA
56	HYDE, LEE	R-L	6-2	185	2/14/85 in Atlanta, GA	Fayetteville, GA
49	JURRJENS, JAIR	R-R	6-1	200	1/29/86 in Willemstad, Curacao	Willemstad, Curacao
46	KIMBREL, CRAIG	R-R	5-11	205	5/28/88 in Huntsville, AL	Huntsville, AL
19	LINEBRINK, SCOTT	R-R	6-3	220	8/4/76 in Austin, TX	Taylor, TX
32	LOWE, DEREK	R-R	6-6	230	6/1/73 in Dearborn, MI	Fort Myers, FL
57	MAREK, STEPHEN	R-R	6-2	240	9/3/83 in Houston, TX	Sealy, TX
50	MARTINEZ, CRISTHIAN	R-R	6-1	160	3/6/1982 in Santo Domingo, DR	Santo Domingo, DR
54	MEDLEN, KRIS	S-R	5-10	190	10/7/85 in Artesia, CA	Norwalk, CA
36	MINOR, MIKE	R-L	6-4	210	12/26/87 in Chapel Hill, TN	Nashville, TN
58	MOYLAN, PETER	R-R	6-2	200	12/2/78 in Lesmurdie, Australia	Suwanee, GA
34	O'FLAHERTY, ERIC	L-L	6-2	220	2/5/85 in Walla Walla, WA	Walla Walla, WA
59	ORTEGANO, JOSE	L-L	6-1	145	8/5/87 in Maracaibo, VZ	Maracaibo, VZ
43	PROCTOR, SCOTT	R-R	6-1	195	1/2/77 in Stuart, FL	Jensen Beach, FL
52	SHERRILL, GEORGE	L-L	6-0	210	4/19/77 in Memphis, TN	Murray, UT
38	VARVARO, ANTHONY	R-R	6-0	195	10/30/84 in Staten Island, NY	Staten Island, NY
39	VENTERS, JONNY	L-L	6-3	195	3/20/85 in Pikeville, KY	Berkeley Lake, GA
CATCHERS (2)						
16	McCANN, BRIAN	L-R	6-3	230	2/20/84 in Athens, GA	Suwanee, GA
8	ROSS, DAVID	R-R	6-2	238	3/19/77 in Bainbridge, GA	Tallahassee, FL
INFELDERS (8)						
7	CONRAD, BROOKS	S-R	5-11	190	1/16/80 in San Diego, CA	Gilbert, AZ
5	FREEMAN, FREDDIE	L-R	6-5	225	9/12/89 in Fountain Valley, CA	Villa Park, CA
2	GONZALEZ, ALEX	R-R	5-11	215	2/15/77 in Cagua, VZ	Weston, FL
24	HERNANDEZ, DIORY	R-R	6-0	185	4/8/84 in San Pedro de Macoris, DR	San Pedro de Macoris, DR
23	HICKS, BRANDON	R-R	6-2	200	9/14/85 in Houston, TX	Pasadena, CA
10	JONES, CHIPPER	S-R	6-4	210	4/24/72 in DeLand, FL	Carrizo Springs, TX
14	PRADO, MARTIN	R-R	6-1	190	10/27/83 in Maracay, Venezuela	Maracay, Venezuela
26	UGGLA, DAN	R-R	5-11	207	3/11/80 in Louisville, KY	Columbia, TN

Executive Vice President & GM: Frank Wren
Assistant General Manager: Bruce Manno
Head Team Physician: Dr. Norman Elliott
Lead Team Orthopedist: Dr. Xavier Duralde
Head Athletic Trainer: Jeff Porter
Assistant Athletic Trainer: Jim Lovell

Director of Team Travel: Bill Acree
Assistant Clubhouse & Equipment Manager: Ben Acree
Assistant Clubhouse & Team Travel Manager: Chris Van Zant
Visiting Clubhouse Manager: John Holland
Assistant Braves & Visiting Clubhouse Manager: Fred Stone
Director of Media Relations: Brad Hainje
Field Director: Ed Mangan

2010 Club	W-L	ERA	G	GS	CG	SV	IP	H	R	ER	BB	SO	ML Serv	Contract
Myrtle Beach	0-0	8.22	8	0	0	1	15.1	14	14	14	8	15	0.000	2011
Mississippi	4-2	3.02	39	0	0	11	44.2	41	18	15	22	47		
ATLANTA	Restricted - Did not play											0.017	2011	
Mississippi	3-1	1.47	27	6	0	1	73.2	53	17	12	22	100	0.014	2011
Gwinnett	2-0	2.17	8	7	0	1	45.2	40	17	11	6	48		
ATLANTA	0-2	3.00	3	3	0	0	15.0	16	9	5	7	15		
Mississippi	11-7	3.71	25	21	0	0	135.2	116	61	56	69	113	0.000	2011
Gwinnett	1-1	5.62	2	2	0	0	8.0	7	5	5	7	4		
Myrtle Beach	4-7	2.76	20	20	0	0	117.1	89	46	36	32	120	0.000	2011
Mississippi	3-5	4.74	8	8	0	0	43.2	36	26	23	20	42		
Gwinnett	3-5	3.36	52	0	0	0	80.1	72	32	30	32	66	0.000	2011
ATLANTA	10-11	3.33	34	34	1	0	202.2	182	86	75	56	173	1.120	2011
ATLANTA	17-9	2.83	34	34	1	0	228.2	189	74	72	74	139	11.119	2012*
Mississippi	2-3	2.95	29	0	0	8	39.2	42	20	13	12	35	0.000	2011
Gwinnett	2-3	4.29	22	0	0	0	21.0	24	12	10	12	17		
ATLANTA	7-6	4.64	20	20	0	0	116.1	120	63	60	42	86	3.047	---
Gwinnett#	1-1	5.54	3	3	0	0	13.0	20	8	8	6	9		
Gwinnett	3-2	1.62	48	0	0	23	55.2	28	13	10	35	83	0.066	2011
ATLANTA	4-0	0.44	21	0	0	1	20.2	9	2	1	16	40		
CHICAGO-AL	3-2	4.40	52	0	0	0	57.1	59	31	28	17	52	9.016	2011
ATLANTA	16-12	4.00	33	33	0	0	193.2	204	88	86	61	136	13.100	2012
Mississippi	4-0	0.00	11	0	0	4	13.0	7	0	0	1	18	0.000	2011
Gwinnett	2-2	1.43	49	0	0	9	50.1	38	13	8	19	56		
Gwinnett	5-1	3.08	23	2	0	0	52.2	45	22	18	8	49	0.167	2011
ATLANTA	0-0	4.85	18	0	0	0	26.0	28	14	14	6	22		
ATLANTA	6-2	3.68	31	14	0	0	107.2	108	48	44	21	83	1.137	2011
Mississippi	2-6	4.03	15	15	0	0	87.0	74	48	39	34	109	0.058	2011
Gwinnett	4-1	1.89	6	6	0	0	33.1	19	7	7	12	37		
ATLANTA	3-2	5.98	9	8	0	0	40.2	53	28	27	11	43		
ATLANTA	6-2	2.97	85	0	0	1	63.2	53	24	21	37	52	4.061	---
ATLANTA	3-2	2.45	56	0	0	0	44.0	37	14	12	18	36	3.062	---
Gwinnett#	0-0	0.00	3	0	0	0	4.0	1	0	0	1	5		
Myrtle Beach	2-4	5.14	7	7	0	0	28.0	41	20	16	7	14	0.000	2011
Gwinnett	3-11	6.20	21	20	0	0	103.0	122	77	71	44	85		
Myrtle Beach	1-0	6.14	6	0	0	0	7.1	8	5	5	2	5	5.043	2011
Gwinnett	4-3	7.08	31	0	0	0	34.1	45	29	27	15	29		
ATLANTA	0-0	6.35	6	0	0	0	5.2	4	4	4	4	6		
LOS ANGELES-NL	2-2	6.69	65	0	0	0	36.1	46	28	27	24	25	5.147	2011
Inland Empire#	0-0	4.50	2	1	0	0	2.0	5	1	1	0	5		
Albuquerque#	0-0	0.00	2	1	0	0	1.2	2	0	0	0	3		
West Tennessee	1-3	3.20	31	0	0	9	39.1	27	15	14	21	46	0.012	2011
Tacoma	0-0	5.26	19	0	0	0	25.2	24	17	15	14	26		
SEATTLE	0-1	11.25	4	0	0	0	4.0	6	5	5	6	5		
Gwinnett	1-0	1.35	2	1	0	0	6.2	4	1	1	1	6	1.000	2011
ATLANTA	4-4	1.95	79	0	0	1	83.0	61	30	18	39	93		

2010 Club	AVG	G	AB	R	H	2B	3B	HR	RBI	BB	SO	SB	ML Serv	Contract
ATLANTA	.269	143	479	63	129	25	0	21	77	74	98	5	5.117	2012*
ATLANTA	.289	59	121	15	35	13	2	2	28	20	28	0	8.001	2012

2010 Club	AVG	G	AB	R	H	2B	3B	HR	RBI	BB	SO	SB	ML Serv	Contract
ATLANTA	.250	103	156	31	39	11	1	8	33	16	45	5	1.078	2011
Gwinnett	.319	124	461	73	147	35	2	18	87	43	84	6	0.033	2011
ATLANTA	.167	20	24	3	4	1	0	1	1	0	8	0		
TORONTO	.259	85	328	47	85	25	1	17	50	17	65	1	12.034	2011
ATLANTA	.240	72	267	27	64	17	2	6	38	14	53	0		
Gwinnett	.319	30	116	13	37	7	2	0	17	4	21	3	1.056	2011
ATLANTA	.111	20	9	5	1	0	0	1	1	0	4	0		
Gwinnett	.211	77	261	27	55	9	1	7	22	20	74	10	0.067	2011
ATLANTA	.000	16	5	7	0	0	0	0	0	1	2	0		
ATLANTA	.265	95	317	47	84	21	0	10	46	61	47	5	17.024	2011*
ATLANTA	.307	140	599	100	184	40	3	15	66	40	86	5	3.105	---
Gwinnett#	.250	1	4	0	1	0	0	0	0	0	0	0		
FLORIDA	.287	159	589	100	169	31	0	33	105	78	149	4	5.000	201

No.	Name	B-T	HT	WT	Birthdate-Place	Residence
OUTFIELDERS (6)						
22	HEYWARD, JASON	L-L	6-5	240	8/9/89 in Ridgewood, NJ	Atlanta, GA
20	HINSKE, ERIC	L-R	6-2	235	8/5/77 in Menasha, WI	Scottsdale, AZ
4	MATHER, JOE	R-R	6-4	215	7/23/82 in Sand Point, ID	Phoenix, AZ
13	McLOUTH, NATE	L-R	5-11	180	10/28/81 in Muskegon, MI	Whitehall, MI
1	SCHAFER, JORDAN	L-L	6-1	200	9/4/86 in Hammond, IN	Haines City, FL
17	YOUNG, MATT	L-R	5-8	175	10/3/82 in Temple, TX	Murphy, TX

2011 ATLANTA BRAVES NON-ROSTER INVITEES

No.	Name	B-T	HT	WT	Birthdate-Place	Residence
PITCHERS (8)						
71	BROADWAY, MICHAEL	R-R	6-5	225	3/30/87 in Paducah, KY	Golconda, IL
68	FLANDE, YOHAN	L-L	6-2	180	1/27/86 in El Seibo, DR	El Seibo, DR
11	KAWAKAMI, KENSHIN	R-R	5-11	200	6/22/75 in Tokushima, Japan	Nagoya City, Japan
40	LOPEZ, RODRIGO	R-R	6-1	185	12/14/75 in Tlalnepantla, Mexico	Chandler, AZ
69	OBERHOLTZER, BRETT	L-L	6-2	190	7/1/89 in Christiana, DE	Saint Georges, DE
67	SBORZ, JAY	R-R	6-4	210	1/24/85 in Washington, DC	Sun City Center, FL
66	TEHERAN, JULIO	R-R	6-2	175	1/27/91 in Cartagena, Colombia	Cartagena, Colombia
70	VIZCAINO, ARODYS	R-R	6-0	190	11/13/90 in Yaguata, DR	Yaguata, DR

No.	Name	B-T	HT	WT	Birthdate-Place	Residence
CATCHERS (5)						
73	BETHANCOURT, CHRISTIAN	R-R	6-2	175	9/2/91 in Panama City, Panama	Panama City, Panama
27	BOSCAN, J.C.	R-R	6-2	215	12/26/79 in Maracaibo, VZ	Maracaibo, Venezuela
53	CASTILLO, WILKIN	S-R	6-0	200	6/1/84 in Bani, DR	Santa Domingo, DR
74	SCHLEHUBER, BRAEDEN	R-R	6-2	205	1/7/88 in Bountiful, UT	Bountiful, UT
72	SUCRE, JESUS	R-R	6-0	200	4/30/88 in Cumana, VZ	Cumana, VZ

No.	Name	B-T	HT	WT	Birthdate-Place	Residence
INFIELERS (3)						
76	BOWMAN, SHAWN	R-R	6-3	225	12/9/84 in New Westminster BC	New Westminster BC
75	LUCAS, ED	R-R	6-3	205	5/21/82 in Grand Rapids, MI	Deltona, FL
77	PASTORNICKY, TYLER	R-R	5-11	170	12/13/89 in Bradenton, FL	Bradenton, FL

No.	Name	B-T	HT	WT	Birthdate-Place	Residence
OUTFIELDERS (4)						
28	CLEVLN, BRENT	R-R	6-1	205	10/27/83 in Austin, TX	Austin, TX
78	CONSTANZA, JOSE	L-L	5-9	150	9/1/83 in Santo Domingo, DR	Santo Domingo, DR
79	JONES, MYCAL	R-R	5-10	170	5/30/87 in Jacksonville, FL	Jacksonville, FL
30	RAMIREZ, WILKIN	R-R	6-2	190	10/29/85 in Bani, DR	Bani, DR

2010 Club	AVG	G	AB	R	H	2B	3B	HR	RBI	BB	SO	SB	ML Serv	Contract
ATLANTA	.277	142	520	83	144	29	5	18	72	91	128	11	1.000	2011
ATLANTA	.256	131	38	72	72	21	1	11	51	33	75	0	9.000	2011*
Memphis	.275	91	335	55	92	18	4	10	46	37	74	6	0.170	2011
ST. LOUIS	.217	36	60	7	13	4	0	0	3	2	11	1		
ATLANTA	.190	85	242	30	46	12	1	6	24	33	57	7	5.033	2011*
Gwinnett#	.234	34	128	18	30	1	0	6	18	19	21	7		
Rome	.273	6	22	4	6	2	0	0	1	4	5	2	0.165	2011
Mississippi	.175	18	63	7	11	3	0	0	5	8	12	1		
Gwinnett	.201	52	189	16	38	5	1	1	8	14	47	9		
Gwinnett	.300	134	487	88	146	33	5	3	35	57	53	39	0.000	201

2010 Club	W-L	ERA	G	GS	CG	SV	IP	H	R	ER	BB	SO	ML Serv	Contract
Mississippi	1-1	3.45	23	0	0	1	31.1	30	12	12	16	38	0.000	2011
Gwinnett	4-0	5.73	17	0	0	0	22.0	21	17	14	9	19		
Reading	10-8	4.38	27	27	1	0	158.1	178	84	77	44	84	0.000	2011
ATLANTA	1-10	5.15	18	16	0	0	87.1	98	57	50	32	59	1.161	2011
Gwinnett	0-1	4.29	5	5	0	0	21.0	26	12	10	5	22		
ARIZONA	7-16	5.00	33	33	0	0	200.0	227	126	111	56	116	7.075	2011
Rome	0-2	1.96	4	4	0	0	23.0	22	7	5	5	19	0.000	2011
Myrtle Beach	6-6	4.15	22	18	0	2	112.2	123	59	52	18	107		
Toledo	1-6	4.74	43	0	0	19	43.2	38	24	23	24	42	0.003	2011
DETROIT	0-0	67.50	1	0	0	0	0.2	3	5	5	0	1		
Rome	2-2	1.14	7	7	0	0	39.1	23	8	5	10	45	0.000	2011
Myrtle Beach	4-4	2.98	10	10	0	0	63.1	56	22	21	13	76		
Mississippi	3-2	3.38	7	7	0	0	40.0	29	15	15	17	38		
Rome	9-4	2.39	14	14	0	0	71.2	63	25	19	9	68	0.000	2011

2010 Club	AVG	G	AB	R	H	2B	3B	HR	RBI	BB	SO	SB	ML Serv	Contract
Rome	.251	108	399	31	100	19	2	3	34	14	62	11	0.000	2011
Gwinnett	.250	66	220	20	55	11	0	5	21	22	51	1	0.033	2011
ATLANTA	.000	1	0	1	0	0	0	0	0	1	0	0		
Louisville	.256	92	317	45	81	16	3	9	35	12	50	11	0.146	2011
Rome	.221	48	154	17	34	6	0	1	15	6	20	2	0.000	2011
Myrtle Beach	.115	27	87	9	10	1	1	2	6	4	12	0		
Myrtle Beach	.220	48	191	14	42	9	0	5	22	7	26	1	0.000	2011
Mississippi	.297	38	145	20	43	11	1	2	12	1	17	0		

2010 Club	AVG	G	AB	R	H	2B	3B	HR	RBI	BB	SO	SB	ML Serv	Contract
Dunedin	.462	4	13	3	6	4	0	0	1	0	4	0	0.000	2011
New Hampshire	.263	106	411	66	108	25	0	22	69	37	96	2		
Omaha	.307	99	352	52	108	20	1	13	50	52	68	7	0.000	2011
Dunedin	.258	77	287	50	74	16	0	6	35	39	49	24	0.000	2011
Mississippi	.254	38	134	22	34	5	2	2	15	16	22	11		

2010 Club	AVG	G	AB	R	H	2B	3B	HR	RBI	BB	SO	SB	ML Serv	Contract
Rome	.750	1	4	1	3	0	0	0	0	0	0	0	1.003	2011
Gwinnett	.257	53	191	19	49	8	0	3	29	22	62	3		
ATLANTA	.250	4	4	2	1	1	0	0	0	0	1	0		
Columbus	.319	113	404	69	129	11	8	1	32	35	54	34	0.000	2011
Rome	.261	53	199	27	52	12	0	6	34	11	48	6	0.000	2011
Myrtle Beach	.269	69	275	51	74	19	1	7	22	31	66	15		
Mississippi	.200	7	30	5	6	0	1	2	5	1	9	1		
Erie	.241	56	212	34	51	10	4	15	42	22	84	5	0.038	2011
Toledo	.216	41	153	15	33	4	2	4	14	10	60	7		
Gwinnett	.253	24	83	16	21	3	1	4	14	10	22	2		



JAIRO ASENCIO

FULL NAME: Jairo M. Asencio

BATS: Right **THROWS:** Right

M.L. Service: 0.017

HEIGHT: 6-2

WEIGHT: 180

BORN: 5/30/83 in Sabana Grande de Palenque, DR

ACQUIRED: Signed by the Braves as a minor-league free agent, November 21, 2007.

CONTRACT STATUS: Signed through 2011.

PITCHER

64

Asencio's Complete Record

Year Club	W-L	ERA	G	GS	CG	SHO	SV	IP	H	R	ER	HR	HB	BB	SO	WP	BK
2001 DSL Pirates	1-8	5.10	13	10	0	0	0	42.1	60	47	24	0	3	16	23	4	4
2002 DSL Pirates	6-2	2.60	17	2	0	0	2	45.0	44	20	13	1	4	7	29	2	0
2003 DSL Pirates	2-4	1.91	20	0	0	0	10	47.0	43	18	10	0	1	8	32	5	0
2004 GCL Pirates	7-2	2.79	11	11	2	1	0	61.1	58	22	19	1	4	10	41	3	2
2005 Hickory	0-2	7.50	7	2	0	0	0	18.0	24	19	15	1	1	9	9	2	0
Williamsport	4-5	4.53	16	7	0	0	0	59.2	67	39	30	4	4	17	30	3	1
2006 Hickory	7-8	4.28	22	2	2	1	0	122.0	131	73	58	20	7	26	71	8	0
Lynchburg	0-0	14.73	1	1	0	0	0	3.2	7	6	6	0	0	5	1	0	0
2007 Lynchburg	3-4	4.79	36	1	0	0	5	73.1	87	44	39	4	4	26	78	6	0
2008 Mississippi	4-3	2.76	55	0	0	0	28	65.1	48	30	20	3	5	36	77	4	0
2009 Atlanta	0-1	3.38	3	0	0	0	0	2.2	3	1	1	0	0	2	0	0	0
Gwinnett	5-4	3.28	58	0	0	0	27	71.1	66	37	26	4	0	19	75	2	0
2010	Restricted List - Did Not Play																
Minor Totals	39-42	3.84	256	56	4	2	72	609.0	635	355	260	38	33	179	466	39	7
Major Totals	0-1	3.38	3	0	0	0	0	2.2	3	1	1	0	0	2	0	0	0

Bold indicates led league.

Asencio's 2010 Season Recap

- Spent the entire season on the restricted list; did not play.

Asencio's Career Highlights

2009: Made his Major League debut on 7/12 at COL by tossing 0.2 innings and allowing one earned run...Led all Braves farmhands in saves (72) and games pitched (58)...Was named to both the International League mid-season and postseason All-Star teams...Appeared in 22 games for the Toros del Este of the Dominican Winter League (3-1, 2 saves, 2.25 ERA, 32.0 IP, 6 BB, 33 K).

2008: Set career highs in games (55), saves (28) and opponents average (.208)...Ranked tied for second in the Southern League in saves and fourth in games played...Named by *Baseball America* as the Best Reliever in the Southern League...Led all Braves minor leaguers in games and saves, ranked fourth in opponents average and fifth in reliever ERA (2.76)...His 28 saves ranked tied for 11th in the minors...Named a Mid-Season SL All-Star...Named the M-Braves August Pitcher of the Month (1-1, 7 SV, 2.19 ERA, 10 G)...Set a M-Braves record by for saves in a season...Went 3-1 with a 4.96 ERA (16.1 IP/9 ER) in 15 games with Azucareros of the Dominican Winter League.

2007: His five saves was the most since 2003...Strikeout to walk ratio was 3:1 (78:26)...His best month came in August when he went 1-0 with three saves and an ERA of 2.30 through nine appearances.

2006: Tied for the South Atlantic League lead in complete games and allowed a league-high 20 home runs...Ranked fifth among SAL starting pitchers in BB/9 IP (1.84)...Was promoted to Lynchburg on 6/9.


2005: Split time between Hickory and Williamsport to go a combined 4-7 with a 5.21 ERA.

2004: Was named the Topps Gulf Coast League Player of the Month for August (4-0, 1.00 ERA, 4 GS)...Topped the league in wins, complete games and shutouts and was second in innings pitched.

PERSONAL: Resides in Sabana Grande Palenque, Dominican Republic...Formerly known as Luis Valdez...Signed by Jose Luna (Pirates).

Asencio's Career Transactions

- Signed by the Pittsburgh Pirates as a minor-league free agent on February 14, 2001.
- Signed by the Atlanta Braves as a minor-league free agent on November 21, 2007.
- On restricted list March 29, 2010; reinstated from restricted list November 1, 2010.



JUAN ABREU

FULL NAME: Juan De Dios Abreu
BATS: Right **THROWS:** Right **M.L. Service:** 0.000
HEIGHT: 6-0 **WEIGHT:** 180
BORN: 4/8/85 in San Francisco de Macoris, DR
ACQUIRED: Signed by the Braves as a free agent on November 21, 2009.
CONTRACT STATUS: Signed through 2011.

PITCHER

61

Abreu's Complete Record

Year	Club	W-L	ERA	G	GS	CG	SHO	SV	IP	H	R	ER	HR	HB	BB	SO	WP	BK
2003	DSL Royals	0-2	2.25	5	2	0	0	0	16.0	16	12	4	0	3	7	10	1	0
2004	DSL Royals	2-1	4.06	9	7	0	0	0	31.0	22	15	14	0	3	20	33	1	0
2005	AZL Royals	2-5	6.88	14	13	0	0	0	52.1	72	49	40	4	6	27	52	10	0
2006	Idaho Falls	4-2	5.76	20	0	0	0	2	50.0	39	34	32	4	5	35	57	12	0
2007									Injured - Did Not Play									
2008	Burlington	4-4	3.66	22	4	0	0	7	76.1	59	40	31	6	4	42	104	5	2
2009	Wilmington	3-2	1.69	20	0	0	0	12	21.1	8	5	4	1	0	14	28	2	1
	NW Arkansas	2-2	5.75	16	0	0	0	4	20.1	19	15	13	3	1	22	25	2	0
2010	Myrtle Beach	0-0	8.22	8	0	0	0	1	15.1	14	14	14	5	2	8	15	0	1
	Mississippi	4-2	3.02	39	0	0	0	11	44.2	41	18	15	2	1	22	47	5	0
Minor Totals		21-20	4.54	153	26	0	0	37	329.1	290	202	167	25	25	197	371	38	4

Abreu's 2010 Recap

- Named by *Baseball America* as the organization's 27th-best prospect.
- Split time between High-A Myrtle Beach and Double-A Mississippi going a combined 4-2 with a 4.35 ERA and 12 saves. Appeared in a career-high 47 games in relief between the two Clubs.
- Opened the season at MB (A); was promoted to MS (AA) on 5/9 for the remainder of the season.
- Converted one save with MB and was 11-for-14 in save opportunities with MS.
- His 12 saves ranked third-most among Braves farm hands and he was fifth in the organization in appearances.
- Had three outings with MS where he allowed four earned runs in each contest. Made three scoreless appearances and allowed one earned run in his other two appearances.
- Allowed just one earned run over his last 13 appearances (12.0 IP) of the season and was successful in six save opportunities in that span.
- Converted two 2.0-inning saves 6/19 at Carolina and 7/5 vs. West Tennessee.
- Had his contract purchased and was added to the Major League 40-man roster on November 5, 2010.

Abreu's Career Highlights

2009: Entered the season ranked as the 25th-best prospect in the Kansas City organization by *Baseball America*...Opened the season on the disabled list before going 12-for-12 in save opportunities with Wilmington (A)...Finished third among Kansas City farmhands with a combined 16 saves...Promoted to Northwest Arkansas (AA) on 7/20...While with the Double-A Club, held right-handed opponents to a .114 (5-for-44) average, while lefties hit .424 (14-for-33)...Tossed more than 3.0 innings once, his final outing of the year, 9/7 at Tulsa (3.1 IP, 3 ER).

2008: Spent the entire season with Burlington (A)...Tied for fourth among Kansas City minor leaguers in saves...Finished fourth among Midwest League relievers with 12.97 strikeouts per 9 innings...Tossed a career-high 76.1 innings.

2007: Injured, did not play.

2006: Appeared in 20 games for Idaho Falls (Rookie), all in relief...Fanned 57 batters in 50.0 innings pitched (1.14 K/IP).

PERSONAL: Resides in San Francisco de Macoris, DR...Signed by Pedro Silverio (Royals).

Abreu's Career Transactions

- Signed by the Kansas City Royals as a non-drafted free agent on July 9, 2003.
- Signed by the Atlanta Braves as a free agent on November 21, 2009.



BRANDON BEACHY

FULL NAME: Brandon Alan Beachy

BATS: R

THROWS: R

M.L. Service: 0.014

HEIGHT: 6-3

WEIGHT: 215

BORN: 9/3/86 in Kokomo, IN

ACQUIRED: Signed by the Braves as a non-drafted free agent on July 22, 2008.

CONTRACT STATUS: Signed through 2011.

PITCHER

37

Beachy's Complete Record

Year	Club	W-L	ERA	G	GS	CG	SHO	SV	IP	H	R	ER	HR	HB	BB	SO	WP	BK
2008	Danville	2-0	2.25	6	0	0	0	0	12.0	12	5	3	1	1	2	16	2	0
2009	Rome	0-0	5.60	12	0	0	0	0	17.2	20	11	11	0	2	4	17	0	0
	Mississippi	0-0	0.00	1	0	0	0	0	1.0	1	0	0	0	0	0	0	0	0
	Myrtle Beach	4-3	3.41	22	8	0	0	1	58.0	59	31	22	2	8	15	47	5	0
2010	Mississippi	3-1	1.47	27	6	0	0	1	73.2	53	17	12	3	2	22	100	2	0
	Gwinnett	2-0	2.17	8	7	0	0	1	45.2	40	17	11	2	2	6	48	1	0
	Atlanta	0-2	3.00	3	3	0	0	0	15.0	16	9	5	0	0	7	15	1	0
Minor Totals		11-4	2.55	76	21	0	0	3	208.0	185	81	59	8	15	49	228	10	0
Major Totals		0-2	3.00	3	3	0	0	0	15.0	16	9	5	0	0	7	15	1	0

Beachy's Division Series Record

Year	Club, Opp.	W-L	ERA	G	GS	CG	SHO	SV	IP	H	R	ER	HR	HB	BB	SO	WP	BK
2010	Atl. vs. SF																	

Did Not Play

Beachy's Major League Fielding Record

Year	Position	PCT	G	PO	A	E	TC	DP
2010	Pitcher	1.000	3	4	0	0	4	0

Beachy's 2010 Season Recap

- Enters the 2011 campaign ranked by *Baseball America* as the Braves' eighth-best prospect.
- Pitched at three different levels going a combined 5-1 with a 1.73 ERA in 35 games (13 starts) at two minor league stops (Mississippi-AA and Gwinnett-AAA) and 0-2 with a 3.00 ERA in three starts with the Major League Club.
- Made his Major League debut on 9/20 at PHI, replacing the injured Jair Jurrjens. He filled in to toss 4.1 innings while allowing three runs (one earned) in a 3-1 loss. Was participating in Atlanta's Instructional League at the ESPN Wide World of Sports Complex at the time of his promotion.
- Led all qualifying minor league pitchers with a 1.73 ERA and ranked fourth in the Braves organization in strikeouts with 148.
- His 1.02 WHIP topped all Braves farm hands and his .211 opponent's batting average ranked tied for third.
- His combined strikeout/walk ratio was 5.28 (148 K/28 BB) over 119.1 minor league innings pitched.
- Opened the season with Double-A Mississippi; promoted to Triple-A on 7/23.
- Earned Mississippi Pitcher of the Year honors. In 27 appearances (six starts) he went 3-1 with a 1.47 ERA and once save while fanning 100 and walking only 22.
- Also tabbed by the Braves organization as the MS June Pitcher of the Month after posting a 1.71 ERA in eight appearances (three starts) and holding opposing hitters to a .213 average.
- Went 2-0 with a 2.17 ERA and one save in eight appearances (seven starts) with Triple-A Gwinnett. He struck out 48 batters while walking only six.
- Tossed one scoreless inning with two strikeouts in the Southern League All-Star Game.

Beachy's Career Highlights

2009: Played at three stops in sophomore season...Opened the year with Rome (A) and made one appearance with Mississippi (AA) in early June before finishing the season with Myrtle Beach (High-A)...Went 4-3-1 with a 3.46 ERA in 35 games (eight starts) with the three clubs...All eight of his starts came with MB.

2008: Won two games in six relief appearances with Danville (R) in his first professional season...First career win came in first professional outing, 7/26 vs. JCY (1.1 IP, 1 H, 3 K).

PERSONAL: Resides in Kokomo, IN...Attended Indiana Wesleyan University where he was a third baseman and closer...Signed by Gene Kerns.

Beachy's Career Transactions

- Signed by the Atlanta Braves as a non-drafted free agent on July 22, 2008.

Brandon Beachy - 2010 MLB Game-by-Game Results

Date	Opp.	Decision	IP	H	R	ER	BB	SO	HR	#P
9/20	at PHI	L, 3-1	4.1	4	3	1	3	1	0	82
9/26	at WSH	ND, L 4-2	5.0	5	2	2	3	9	0	96
10/1	vs. PHI	L, 11-5	5.2	7	4	2	1	5	0	101
Sept./Oct. Totals 0-2, 3.00			15.0	16	9	5	7	15	0	93*

* Avg. Pitch Count

CHRISTIAN BETHANCOURT



FULL NAME: Christian Gabriel Bethancourt

BATS: Right

THROWS: Right

M.L. Service: 0.000

HEIGHT: 6-2

WEIGHT: 190

BORN: 9/21/91 in Panama City, Panama

ACQUIRED: Signed by the Braves as a free agent on March 12, 2008.

CONTRACT STATUS: Signed through 2011.

Non-Roster Invitee

CATCHER

73

Bethancourt's Complete Record

Year	Club	AVG	G	AB	R	H	2B	3B	HR	RBI	SH	SF	HP	BB	SO	SB-CS	OBP	SLG	E
2008	DSL Braves	.267	34	116	12	31	6	3	0	17	0	3	1	11	25	1-0	.328	.371	6
2009	GCL Braves	.284	32	116	22	33	9	1	2	19	0	3	1	11	24	7-0	.344	.431	4
	Danville	.260	14	50	10	13	5	0	2	8	0	0	0	6	16	1-1	.339	.480	3
2010	Rome	.251	108	399	31	100	19	2	3	34	0	5	2	14	62	11-3	.276	.331	12
Minor Totals		.260	188	681	75	177	39	6	7	78	0	11	4	42	125	20-4	.302	.366	25

Bethancourt's 2010 Season Recap

- Enters 2011 rated by *Baseball America* as the Braves 12th-best prospect and the 14th-best in the South Atlantic League.
- Spent his first full season at Single-A Rome batting .251 with 19 doubles and 34 RBI in career- and team-high 108 contests.
- His 100 hits led the Rome Club and he was tied for third in RBI with 34.
- Had his best month in June when he hit .305 with four doubles and nine RBI in 17 games.
- Batted .238 while playing 79 games at catcher and hit .290 in 28 games as the designated hitter.
- Had a season-high four hits and collected two RBI on 4/11 at Kannapolis.

Bethancourt's Career Highlights

2009: Entered the season as *Baseball America's* sixth-ranked Braves prospect and the top prospect in the Gulf Coast League...Claimed organizational GCL MVP honors...Batted .277 with four home runs and 27 RBI in 46 games between GCL and Danville (R)...Also honored by the Braves as the GCL July Player of the Month (.329-1-12).

2008: Following the season was rated by *Baseball America* as the 30th-best prospect in the Braves farm system.

PERSONAL: Resides in Panama City, Panama...Signed by Luis Ortiz.

Bethancourt's Career Transactions

- Signed by the Atlanta Braves as a non-drafted free agent on March 12, 2008.



J.C. BOSCAN

FULL NAME: Jean Carlos Boscan

BATS: Right

THROWS: Right

M.L. Service: 0.033

HEIGHT: 6-2

WEIGHT: 215

BORN: 12/26/79 in Maracaibo, VZ

ACQUIRED: Signed by the Braves as a minor-league free agent, December 22, 2007.

CONTRACT STATUS: Signed through 2011.

Non-Roster Invitee

CATCHER

27

Boscan's Complete Record

Year	Club	AVG	G	AB	R	H	2B	3B	HR	RBI	SH	SF	HP	BB	SO	SB-CS	OBP	SLG	E
1997	Gulf Coast	.202	36	104	7	21	5	0	1	12	0	1	2	16	21	0-1	.317	.279	5
1998	Danville	.218	51	170	35	37	3	0	4	24	1	1	2	37	44	2-3	.362	.306	7
1999	Macon	.226	105	368	40	83	17	0	4	38	2	3	2	26	94	2-4	.278	.304	13
2000	Macon	.205	93	302	31	62	12	0	9	35	2	1	5	42	74	1-1	.311	.334	4
2001	Myrtle Beach	.167	18	54	3	9	2	0	0	6	1	1	1	3	25	0-1	.220	.204	1
	Gulf Coast	.333	8	30	5	10	4	0	0	6	0	1	0	0	3	0-0	.323	.467	0
	Macon	.282	35	124	16	35	7	0	4	22	2	1	1	14	27	2-1	.357	.435	8
2002	Myrtle Beach	.217	86	276	21	60	19	0	2	27	4	2	3	28	71	3-1	.355	.407	6
	Greenville	.259	10	27	2	7	1	0	1	3	0	0	0	4	10	0-0	.286	.167	2
	Richmond	.167	2	6	0	1	0	0	0	0	0	0	0	1	2	0-1	.294	.308	1
2003	Myrtle Beach	.207	28	87	9	18	4	0	1	11	2	0	0	11	33	2-0	.308	.417	5
	Richmond	.250	3	12	0	3	2	0	0	1	0	0	0	1	4	0-0	.296	.287	0
	Greenville	.185	41	130	13	24	5	0	2	15	1	3	0	14	35	0-1	.259	.269	1
2004	Greenville	.221	53	163	15	36	10	0	1	15	4	1	1	25	40	1-1	.326	.301	4
	Richmond	.311	21	61	4	19	2	0	0	6	0	1	1	9	14	0-1	.403	.344	0
2005	Richmond	.222	72	212	17	47	6	0	3	20	5	2	4	25	59	1-2	.313	.292	6
2006	Huntsville	.194	43	124	7	24	7	0	0	14	1	3	1	11	38	0-1	.259	.250	4
	Nashville	.250	2	8	0	2	1	0	0	1	0	0	0	0	3	0-0	.250	.375	0
2007	Louisville	.286	8	21	0	6	0	0	0	1	0	1	0	5	5	0-0	.407	.286	0
	Chattanooga	.198	30	86	7	17	1	0	1	9	0	1	0	24	21	1-0	.369	.244	1
2008	Mississippi	.235	79	255	26	60	13	0	2	29	4	0	4	34	49	0-0	.334	.310	2
2009	Gwinnett	.250	13	44	5	11	4	0	0	2	1	0	1	2	9	0-0	.298	.341	4
	Mississippi	.260	73	250	20	65	12	0	0	30	2	2	2	33	50	2-1	.348	.308	1
2010	Gwinnett	.250	66	220	20	55	11	0	5	21	4	0	2	22	51	1-0	.324	.368	2
	Atlanta	.000	1	0	1	0	0	0	0	0	0	0	0	1	0	0-0	1.000	.000	0
Minor Totals		.227	976	3134	303	712	148	0	40	348	36	25	32	387	782	18-20	.316	.313	77
Major Totals		.000	1	0	1	0	0	0	0	0	0	0	0	1	0	0-0	1.000	.000	0

Boscan's 2010 Season Recap

- In his 14th minor league season spent his first full season at Triple-A Gwinnett until an end-of the season call-up to the Major League Club when rosters expanded on 9/1.
- In 66 games with GWI, hit .220 with 11 doubles, five home runs and 21 RBI.
- Recipient of the Bill Lucas award, the award given annually by the Braves organization to the player who best represent the organization both on and off the field.
- All 66 of his games came behind the plate. Hit .297 in 34 games at home vs. .202 in 32 road games and .213 vs. LHP compared to .260 vs. RHP.
- Went 15-for-39 with three home runs and nine RBI in 14 July games, including back-to-back homer games on 7/11 and 7/16.
- Played for the Bravos de Margarita of the Venezuelan Winter League; hit .146 in 18 games.

Boscan's Career Highlights

2009: Began the season with Gwinnett (AAA), transferred to Mississippi (AA) on 4/17, transferred back to Gwinnett on 4/25 and returned to Mississippi on 5/9 for the remainder of the season...Named Mississippi's Player of the Month for May (.367, 22-for-60, 6 2B, 11 RBI)...On 4/15, made his first appearance at a position other than catcher or DH since 2004, when he played first base at Durham (0-for-1)...Hit a combined .317 (19-for-60) against lefties and .244 (57-for-234) when facing right handers...Threw out a combined 30-of-83 (.361) runners attempting to steal (6-of-10 for GWN and 24-of-73 for MIS)...Played for the Bravos de Margarita of the Venezuelan Winter League and hit .225 (20-for-89) with 3 HR and 16 RBI in 29 games (26 as catcher).

2008: Was the Southern League's best defensive catcher by all statistical accounts, leading all catchers with a .997 fielding percentage (two errors in 652 total chances)...Led the SL in caught stealing percentage at .413 (33-of-80)...Placed on the disabled list from 6/12-24 with a left groin strain...Hit his first homer of the

year in the Braves' 7-5 win over MTG on 7/3 (2-for-3, 2B, HR, 3 RBI)...Hit .211 (15-for-71) with 7 RBI in 25 games in the Venezuelan Winter League.

2007: Played his only season in the Cincinnati organization...Started the year with Louisville (AAA) and appeared in only one game before being transferred to Double-A Chattanooga on 4/13...Hit .198 (17-for-86) in 30 games with Chattanooga before being promoted back to Louisville on 8/14...Was placed on the temporarily inactive list from 8/31-9/3...Signed a minor-league contract with the Braves on 12/22, returning to the team that originally signed him in 1996 and where he spent nine minor-league seasons...Hit .286 with 4 HR and 23 RBI in 47 games with Bravos de Margarita of the Venezuelan Winter League.

2006: Spent his only season in the Milwaukee organization, joining Triple-A Nashville on 9/1 from Double-A Huntsville, where he opened the year by posting a .194 average (24-for-124) with no homers and 14 RBI in 43 games...Threw out 17-of-50 runners attempting to steal against him (34.0%) for the Stars.

2005: Played the entire season with Richmond (AAA), appearing in 72 games...Ended the season with three hit game vs. NOR on 9/3...Knocked in three runs 7/14 vs. LOU and 8/17 vs. BUF...Played in 15 Grapefruit League games with Atlanta and went 1-for-16 but struck out only once...Played winter ball with Lara of the Venezuelan Winter League.

2004: Hit .246 between Greenville (AA) and Richmond (AAA)...Batted .311 in 21 games at Richmond...Had a pair of five-game hitting streaks 4/11-17 and 5/25-6/4...Assigned to Richmond 7/26 and reached base safely in his first six games...Appeared in two postseason games, collecting two hits in each start (4-for-8, 2B).

2003: Went 2-for-3 with a homer and a season-high four RBI 5/24 at Frederick...Promoted from Class A Myrtle Beach to Greenville (AA) 6/20; went 7-for-27 (.259) in 10 games before being reassigned to Myrtle Beach 7/5...Joined Richmond (AAA) 8/2, going 1-for-6 in two games, and returned to Myrtle Beach 8/10.

2002: Spent time at three levels...Went 6-for-30 through first nine games with Myrtle Beach (A) before being assigned to Richmond (AAA) 4/21...Assigned again to Myrtle Beach 5/1; batted .211 (12-for-57) with three doubles, HR, 10 RBI during second stint with the Pelicans...Assigned to Greenville (AA) 6/11...Belted a grand slam in first game with G-Braves 6/12 at Tennessee...Ranked fifth among Southern League catchers in CS% at .400 (14-of-35).

2001: Began the season at Myrtle Beach where he batted .167 in 18 games before breaking the hamate bone in his left (non-throwing) hand...At Macon, batted .313 vs. left-handed pitching (10-for-32) and hit .302 with runners in scoring position with 18 RBI in 43 at-bats.

2000: Hit .205 in 93 games for Class A Myrtle Beach...Hit nine homers, matching his then-career total.

1999: Batted .226 in 105 games for Class A Macon...Went 2-for-6 with a double and two RBI in two play-off games...Did not commit an error over final 26 games.

1998: Played for Danville (Rookie Advanced)...Led the team with 37 BB.

1997: Began pro career with Gulf Coast League Braves.

PERSONAL: Resides in Maracaibo, Venezuela...A 1997 graduate of Nuestra Senora del Fatima High School in Maracaibo, Venezuela...Signed by Rolando Petit.

Boscan's Career Transactions

- Signed by the Atlanta Braves as a non-drafted free agent on July 2, 1996.
- Signed by the Milwaukee Brewers as a minor-league free agent on January 3, 2006.
- Signed by the Cincinnati Reds as a minor-league free agent on January 8, 2007.
- Signed by the Atlanta Braves as a minor-league free agent on December 22, 2007.





SHAWN BOWMAN

FULL NAME: Shawn Douglas Bain Bowman

BATS: Right **THROWS:** Right

HEIGHT: 6-3

WEIGHT: 223

M.L. Service: 0.000

BORN: 12/9/84 in New Westminster, BC, Canada

ACQUIRED: Signed by the Braves as a minor-league free agent on November 19, 2010.

CONTRACT STATUS: Signed through 2011.

Non-Roster Invitee

INFIELDER

76

Bowman's Complete Record

Year	Club	AVG	G	AB	R	H	2B	3B	HR	RBI	SH	SF	HP	BB	SO	SB-CS	OBP	SLG	E
2003	Kingsport	.121	10	33	2	4	1	0	0	3	0	0	3	1	13	0-0	.216	.152	1
	Brooklyn	.203	42	138	10	28	7	1	0	5	1	1	1	10	49	2-1	.260	.268	7
2004	Capital City	.255	116	396	66	102	17	1	19	69	0	4	11	39	121	5-4	.336	.449	24
2005	St. Lucie	.221	87	326	44	72	15	1	17	53	1	0	6	22	110	4-1	.282	.429	19
2006	St. Lucie	.252	32	119	17	30	5	1	3	19	0	2	3	8	39	0-0	.311	.387	8
2007	St. Lucie	.150	6	20	3	3	0	0	1	2	0	0	0	1	8	1-0	.182	.300	0
2008	St. Lucie	.340	26	97	12	33	4	2	2	11	0	1	1	4	23	0-1	.369	.485	3
	Binghamton	.248	29	113	12	28	7	0	2	10	1	2	1	2	35	3-1	.263	.363	2
2009	Binghamton	.294	91	347	42	102	24	3	9	44	0	3	4	25	101	0-0	.346	.458	6
2010	Dunedin	.462	4	13	3	6	4	0	0	1	0	0	0	0	4	0-1	.462	.769	1
	New Hampshire	.263	106	411	66	108	25	0	22	69	0	2	5	37	96	2-2	.330	.484	12
Minor Totals		.256	549	2013	277	516	109	9	79	286	3	16	35	149	599	17-11	.316	.431	83

Bowman's 2010 Season Recap

- Combined to hit .269 (114-for-424) with High-A Dunedin and Double-A New Hampshire setting career highs in home runs (22) and RBI (77).
- Started the season as a Mets Spring Training invitee where he played in 10 contests (.300, 3-for-10).
- After being designated for assignment on 4/5, was claimed off waivers by the Toronto Blue Jays on 4/14.
- Placed third in the Blue Jays organization and tied for sixth in the Eastern League in home runs.
- Was named the Eastern League Player of the Week for the week ending 6/6 batting .393 (11-for-28) with two doubles, four home runs, 10 RBI, seven runs scored, three walks and an .893 slugging percentage.
- Was named to the Eastern League All-Star team, but did not play in the contest due to injury.
- Participated in Pan Am Games for Team Canada.

Bowman's Career Highlights

2009: Played for Team Canada in the 2009 World Cup and hit .275 with three home runs and 15 RBI to help Canada capture the Bronze Medal...Was named to the All-World Team...Left Binghamton (AA) of the Eastern League on 9/1 to play in the World Cup...Hit .432 (19-for-44) with eight RBI during that stretch...Hit .341 (29-for-85) in July and August...Was on the disabled list from 7/16-8/14 with a lower back strain...Hit .368 (39-for-106) vs. left-handed pitching with 13 doubles, two triples, three home runs and 19 RBI...Was a member of Canada's World Baseball Classic team, but did not appear in a game.

2008: Spent the first half of the season on the disabled list recuperating from back surgery he had in July of 2007...Put together an 18-game hitting streak between St. Lucie (A) of the Florida State League and Binghamton (AA) of the Eastern League from 7/17-8/6.

2007: Saw action in six games for St. Lucie before undergoing back surgery in July.

2006: Appeared in the first 32 games of the season before being sidelined with an injured back.

PERSONAL: Resides in Port Moody, BC, Canada...Graduated from Dr. Charles Best Secondary High School in Coquitlam, BC, Canada...Played four years of baseball, two years of volleyball, two years of basketball and one year of rugby...Was a member of the 1999 14-and-under Canadian Championship team...Went on to play for Team Canada in the Junior League World Series in Taylor, MI...Named to the 2002 All-World Team at the Junior World Championships for the 18-and-under division....Signed by Claude Pelletier (Mets).

Bowman's Career Transactions

- Selected by the New York Mets in the 12th round of the 2002 June free agent draft.
- Claimed off waivers by the Toronto Blue Jays on April 14, 2010.
- Signed by the Atlanta Braves as a minor-league free agent on November 19, 2010.



MICHAEL BROADWAY

FULL NAME: Michael Allen Broadway

BATS: Right **THROWS:** Right

HEIGHT: 6-5 **WEIGHT:** 210

BORN: 3/30/87 in Paducah, KY

ACQUIRED: Selected by the Braves in the fourth round of the 2005 June free agent draft.

CONTRACT STATUS: Signed through 2011.

M.L. Service: 0.000

Non-Roster Invitee

PITCHER

71

Broadway's Complete Record

Year	Club	W-L	ERA	G	GS	CGSHO	SV	IP	H	R	ER	HR	HB	BB	SO	WP	BK	
2005	GCL Braves	1-2	5.40	7	3	0	0	0	21.2	30	18	13	3	1	8	12	3	0
2006	Danville	4-0	3.25	9	5	0	0	0	36.0	30	15	13	1	4	9	18	2	0
2007	Rome	11-6	5.25	29	11	0	0	0	96.0	125	65	56	5	2	33	50	11	1
2008	Rome	0-3	4.96	15	0	0	0	0	32.2	43	28	18	2	0	6	21	2	0
2009	Myrtle Beach	2-2	3.40	22	2	0	0	2	50.1	37	23	19	3	4	21	33	4	2
	Myrtle Beach	2-7	4.50	35	1	0	0	0	58.0	59	32	29	5	5	36	53	5	0
	Mississippi	0-0	0.00	4	1	0	0	0	9.0	9	2	0	0	0	1	4	1	0
2010	Mississippi	1-1	3.45	23	0	0	0	1	31.1	30	12	12	2	2	16	38	0	0
	Gwinnett	4-0	5.73	17	0	0	0	0	22.0	21	17	14	1	2	9	19	1	0
Minor Totals		25-21	4.39	161	23	0	0	3	357.0	384	212	174	22	20	139	248	29	3

Broadway's 2010 Season Recap

- Made a combined 40 appearances between Class AA Mississippi and Class AAA Gwinnett, going 5-1 with a 4.39 ERA in 53.1 relief innings. Twenty of his 40 outings were 2.0 innings or more.
- Began the season with MS where his first seven outings (9.2 IP) of the year were scoreless. Logged 38 strikeouts in 31.1 innings pitched for the M-Braves.
- With MS, was 1-for-2 in save opportunities with his lone save coming 7/6 vs. West Tennessee (1.0 IP, 1 K).
- Made his first Gwinnett appearance 7/18 at Buffalo. Three of his four wins with GWI tallied 2.0 innings.
- Following the season, appeared in four game for the Phoenix Desert Dogs of the Arizona Fall League. Went 0-1 with a 10.13 ERA with his one loss coming in his only save opportunity.

Broadway's Career Highlights

2009: Went 2-7 with a 3.90 ERA in 39 outings (two GS) with Myrtle Beach (High-A) and Mississippi (AA)...Braves organization named him the MB July Pitcher of the Month, after pitching at a 1.35 ERA (20.0 IP/3 ER) in 11 appearances.

2008: Went 2-5-2 with a 4.01 ERA in 37 games between Single-A Rome and High-A Myrtle Beach...After ranking third among Braves minor league starting pitchers in 2007 with 11 wins, converted to a reliever, and made just two starts in 37 appearances...Honored by the Braves organization as the Myrtle Beach July Pitcher of the Month after going 2-1-1 with a 1.14 ERA (23.2 IP/3 ER) in seven appearances (one GS)...Earned first career save 6/10 vs. LYN with 3.1 scoreless IP...Went 0-2 with a 9.82 ERA in 10 games (one GS) for the Honolulu Sharks of the Hawaiian Winter League.


2007: His 11 wins led the Rome (A) staff and ranked third among Braves minor league pitchers...Went 5-4 as a starter and 6-2 in 18 relief appearances.

2006: Was a perfect 4-0, earning two wins in relief in his first season with rookie-level Danville.

PERSONAL: Resides in Golconda, IL...Signed by Terry Tripp.

Broadway's Career Transactions

- Selected by the Braves in the fourth round of the 2005 June free agent draft.



WILKIN CASTILLO

FULL NAME: Wilkin Castillo

BATS: Switch

THROWS: Right

M.L. Service: 0.146

HEIGHT: 6-0

WEIGHT: 200

BORN: 6/1/84 in Bani, DR

ACQUIRED: Signed by the Braves as a minor-league free agent on November 15, 2010.

CONTRACT STATUS: Signed through 2011.

Non-Roster Invitee

CATCHER

53

Castillo's Complete Record

Year	Club	AVG	G	AB	R	H	2B	3B	HR	RBI	SH	SF	HP	BB	SO	SB-CS	OBP	SLG	E
2003	DSL D'Backs	.301	59	196	32	59	9	4	1	29	6	2	1	17	28	6-2	.356	.403	11
2004	Missoula	.272	63	243	32	66	13	5	4	32	4	5	7	8	40	5-2	.308	.416	24
	Tucson	.150	6	20	2	3	1	0	0	2	1	0	0	3	3	0-0	.261	.200	0
2005	South Bend	.302	113	411	65	124	21	3	6	53	26	16	4	26	38	9-9	.346	.411	10
2006	Lancaster	.285	56	200	25	57	10	1	3	19	2	2	1	13	24	9-2	.329	.390	3
	Tucson	.238	6	21	3	5	1	0	1	4	0	0	1	0	8	1-0	.273	.429	2
	Tennessee	.250	27	76	7	19	3	0	0	5	2	2	2	6	10	1-0	.314	.289	1
2007	Mobile	.302	109	410	50	124	31	3	6	46	16	3	3	17	62	18-14	.333	.437	21
2008	Tucson	.254	104	386	40	98	18	2	6	47	6	3	6	24	54	4-1	.305	.358	15
	Louisville	.190	11	42	2	8	0	0	0	0	0	0	0	1	5	1-2	.209	.190	1
	Cincinnati	.281	18	32	6	9	1	0	0	1	1	0	0	1	5	0-0	.303	.313	0
2009	Louisville	.221	37	122	12	27	5	1	2	7	3	0	1	1	20	3-1	.234	.328	6
	Cincinnati	.667	4	3	0	2	0	0	0	1	0	0	0	0	0	0-0	.667	.667	0
2010	Louisville	.256	92	317	45	81	16	3	9	35	6	0	2	12	50	11-3	.287	.410	13
Minor Totals		.275	683	2444	315	671	128	22	38	279	62	21	28	128	342	68-36	.316	.396	107
Major Totals		.314	22	35	6	11	1	0	0	2	1	0	0	1	5	0-0	.333	.343	0

Castillo's 2010 Season Recap

- Played entire season with Triple-A Louisville (92 G) hitting .256 (81-for-317) with nine home runs and 35 RBI.
- His nine home runs set a new career high.
- In his eight-year minor-league career he has played 349 games at catcher, 44 at 2B, 109 at 3B, 16 at SS, 62 at 1B and 44 in OF.
- Has consistently been rated one of the top defensive catchers in the minor leagues but has played every defensive position except pitcher and first base in his career.
- Following the season, he played for Escogido of the Dominican Winter League and batted .255 with seven doubles, two home runs and 18 RBI in 42 contests.

Castillo's Career Highlights

2009: Appeared in just 37 games at Triple-A Louisville and four games during three stints with Cincinnati because of injury...Suffered an injury to his left shoulder while sliding headfirst into second base on 6/20 vs. CWS...Had arthroscopic surgery on 6/22 to repair the torn labrum in that shoulder (Dr. Timothy Kremchek)...Made three appearances as a pinch hitter and another as a pinch runner for the Reds...Was recalled for the third time on 6/20, suffered the injury that night and spent the rest of the season on the disabled list...Was transferred to the 60-day disabled list on 7/3...Following the season, he caught for Escogido of the Dominican Winter League (5 games, .316) and in 15 winter league post-season appearances he hit .269 (1 HR, 5 RBI, 1 SB)...Was on the Dominican Republic's 45-player provisional roster for the 2009 World Baseball Classic but did not participate in the tournament.

2008: In his Major League debut made 18 appearances for Cincinnati as a September callup...Was acquired on 8/14 as a PTBNL in the 8/11 trade that sent OF Adam Dunn to ARI...In 115 combined games between Triple-A Tucson and Louisville hit .248...Made his Major League debut as a pinch hitter on 9/2 vs. PIT (F7 off Ian Snell)...Recorded his first career hit, a pinch-hit single off T.J. Beam on 9/3 vs. PIT...Following the season made 4 appearances for Escogido in the Dominican Winter League (2-for-7, 1 BB).

2007: Was a Southern League All-Star with Double-A Mobile...Among SL leaders ranked fourth in doubles (31) and ninth in hitting (.302)...Was rated the best defensive catcher in the Diamondbacks organization but also made 19 appearances at 2B, 10 appearances at SS and five appearances at 3B...Led the club by hitting .347 with RISP...In June hit .359 (3 HR, 12 RBI).

2006: In 89 games at Single-A Lancaster, Double-A Tennessee and Triple-A Tucson combined to hit .273...Threw out 23-of-56 baserunners attempting to steal (41%)...Hit .395 for Lancaster in July to lead the California League.

2005: Ranked 10th in the Midwest League in hitting (.302) while with Single-A South Bend...Threw out 24-of-55 baserunners attempting to steal (44%)...Produced a 13-game hitting streak (.370) from 8/14-28.

2004: Ranked third in the rookie Pioneer League in triples (5) while with Missoula.

2003: Made his professional debut with the Dominican Summer League's Boca Chica (Diamondbacks) and led the club in hits (59) and triples (4).

PERSONAL: Resides in Santo Domingo, DR...Signed by Junior Noboa (Diamondbacks).

Castillo's Career Transactions

- Signed by the Arizona Diamondbacks as a non-drafted free agent on December 11, 2002.
- Acquired by the Cincinnati Reds as a player to be named later in the August 11, 2008 trade in which OF Adam Dunn and cash considerations were sent to the Arizona Diamondbacks in exchange for RHP Dallas Buck and two players to be named later (RHP Micah Owings), on August 14, 2008.
- On Cincinnati disabled list (torn labrum in his left shoulder) from June 22, 2009 through the remainder of the season; was transferred to the 60-day disabled list July 3, 2009.
- Signed by the Atlanta Braves as a minor-league free agent on November 15, 2010.

Castillo's Career Highs

Most Runs: 2, 9/4/08 vs. PIT

Most 2Bs: 1, 9/4/08 vs. PIT

Most HRs: None

Most Walks: 1, 9/4/08 vs. PIT

Longest Hitting Streak: 2 games, twice, 9/3-9/4/08 & 9/8-9/9/08

Most Hits: 3, twice, 9/8/08 at MIL & 9/9/08 at MIL

Most 3Bs: None

Most RBI: 1, twice, 9/8/08 at MIL & 6/20/09 vs. CWS

Most SBs: None



BRENT CLEVLIN

FULL NAME: Brent Aaron Clevlen

BATS: Right

THROWS: Right

M.L. Service: 1.003

HEIGHT: 6-1

WEIGHT: 205

BORN: 10/27/83 in Austin, TX

ACQUIRED: Signed by the Braves as a minor-league free agent on December 4, 2009.

CONTRACT STATUS: Signed through 2011.

Non-Roster Invitee

OUTFIELDER

28

Clevlen's Complete Record

Year	Club	AVG	G	AB	R	H	2B	3B	HR	RBI	SH	SF	HP	BB	SO	SB-CS	OBP	SLG	E
2002	GCL Tigers	.330	28	103	14	34	2	3	3	21	0	2	0	8	24	2-1	.372	.495	3
2003	West Michigan	.260	138	481	67	125	22	7	12	63	0	3	4	72	111	6-3	.359	.410	10
2004	Lakeland	.224	117	420	49	94	23	6	6	50	0	5	4	44	127	2-1	.300	.350	15
2005	Lakeland	.302	130	494	77	149	28	4	18	102	2	2	5	65	118	14-5	.387	.484	6
2006	Erie	.230	109	395	47	91	17	0	11	45	1	5	3	47	138	6-2	.313	.357	4
	Detroit	.282	31	39	9	11	1	2	3	6	1	0	0	2	15	0-0	.317	.641	0
2007	GCL Tigers#	.313	14	48	10	15	1	0	2	8	0	1	0	3	8	1-0	.346	.458	0
	Toledo	.220	90	322	33	71	14	5	7	36	1	3	1	39	113	4-4	.304	.360	3
	Detroit	.100	13	10	2	1	0	0	0	0	0	0	0	0	7	0-0	.100	.100	0
2008	Detroit	.208	11	24	4	5	0	0	0	0	1	0	0	3	8	0-0	.296	.208	8
	Toledo	.279	126	476	75	133	23	7	22	82	1	3	6	54	166	7-2	.358	.496	0
2009	Toledo	.265	128	479	61	127	26	5	16	64	6	1	3	42	139	10-1	.328	.441	7
2010	Gwinnett	.257	53	191	19	49	8	0	3	29	0	1	0	22	62	3-0	.332	.346	4
	Rome#	.750	1	4	1	3	0	0	0	0	0	0	0	0	0	0-0	.750	.750	1
	Atlanta	.250	4	4	2	1	1	0	0	0	0	0	0	0	1	0-0	.250	.500	0
Minor Totals		.261	934	3413	453	891	164	37	100	500	11	26	26	396	1006	55-19	.340	.419	61
Major Totals		.234	59	77	17	18	2	2	3	7	2	0	0	5	31	0-0	.280	.429	0

#Injury rehabilitation assignment. **Bold** indicates led the league.

Clevlen's 2010 Season Recap

- Played in 53 games batting .257 with eight doubles and 29 RBI with Gwinnett (AAA) in his first season in the organization. Appeared on the Major League roster on two separate occasions.
- Had his contract purchased on 5/14 from Gwinnett (AAA). Was hitting .259 in 26 games at the time of his call-up.
- Appeared as a pinch-hitter on 5/16 and belted his second career double and his first ML hit since 6/15/08 in his first career appearance as a Brave.
- Placed on the disabled list from 5/24-7/27 with a right great toe sprain suffered 5/23 at PIT, his only start with the big-league Club. Hit .385 (5-for-13) with three RBI in four rehab games with Rome (A) & GWI (AAA).
- Went 0-for-3 on 5/23 at PIT in his only ML start (LF) in 2010 and his first since 6/15/08.
- Was recalled a second time from GWI on 7/27; his only appearance was as a pinch-runner on 7/29 vs. WSH before being designated for assignment on 7/31. He joined the Gwinnett (AAA) Club where he played the remainder of the season.

Clevlen's Career Highlights

2009: Spent the entire season with Triple-A Toledo...His 128 games played and 64 RBI each ranked second on the team...Played 118 games in the outfield (72 in CF, 45 in RF, 7 in LF)...Ranked third on the Club with 16 home runs...His 139 strikeouts were third-most on the Mud Hens...Hit .331 (50-for-151) against lefties and .235 (77-for-328) vs. right-handers...In June, hit .312 (29-for-93) with 2 HR, 2 3B, 6 2B and 14 RBI.

2008: Played the majority of the season with Toledo (AAA), belting a career-high 22 home runs...Selected to the International League's mid-season All-Star squad...Posted a 15-game hitting streak 5/19-6/4: .455 (25-for-55) with four 2B, seven HRs and 27 RBI...Earned Tigers Minor League Player of the Month honors for May after hitting .359 (37-for-103) with 18 runs scored, seven doubles, three triples, six home runs and 30 RBI...Recalled from Toledo on 6/6...Collected a season-best two hits for the Tigers 6/10 vs. CHW; also 6/15 vs. LAD...Optioned back to Toledo on 6/18 after appearing in 11 games for DET...Tabbed the IL Player of the Week, 7/14-20, after hitting .400 (6-for-15) with three home runs and five RBI in four games...Saw action in 18 games with Escogido in the Dominican Winter League, batting .260 (13-for-50) with two 2B and three RBI.

2007: Limited to 104 games between Toledo (AAA) and Detroit due to a fractured right finger...Opened the season with Toledo before landing on the disabled list on 5/14 with a fractured right finger...Assigned to the GCL Tigers as part of an injury rehab assignment on 6/19...Reinstated from Toledo's disabled list on 7/6...Recalled by Detroit on 9/8...Belted a season-high two home runs on 7/12 vs. Richmond...Tabbed the International League Player of the Week for 7/9-15 (.533, 8-for-15, 2 2B, 3 HR, 7 RBI)...Saw action in all three of Toledo's IL playoff games, batting .200 (2-for-10) with an RBI...Played in 13 games with Detroit during September, mostly a defensive replacement in the outfield...Named the 16th-best prospect and rated as the best outfield arm in the Tigers organization following the season by *Baseball America*.

2006: Opened the season at Double-A Erie...Rated the best outfield arm in the Eastern League by *Baseball America*...Posted a 14-game hitting streak 4/14-29...Recalled by the Tigers from Erie on 7/29 and made his major league debut on 7/30 at MIN, doubling off Johan Santana in his first major league at-bat in the third inning...Established career highs with three hits, two home runs and two RBI at Tampa Bay on 8/1...His first major league home run came in the fifth inning against Travis Harper...Optioned back to Erie by the Tigers following the game on 8/27 at CLE...Hit .310 (9-for-29) in eight games with Erie before being recalled by the Tigers on 9/5...Tied for third among American League rookies with two triples, while he tied for sixth with three outfield assists...Named the third-best prospect and rated the best outfield arm in the Tigers organization following the season by *Baseball America*...Played for Phoenix in the Arizona Fall League following the season (.250, 23-for-92, 1 2B, 2 HR and 20 RBI in 27 games).

2005: Tabbed the Florida State League Most Valuable Player and the Tigers Minor League Player of the Year after playing his second full season at Lakeland (A)...Selected to both the league's mid- and post-season All-Star squads and launched a home run during the league's All-Star Game on 6/18 after winning the Yuengling Home Run Derby prior to the game...Topped the league with 102 RBI and a .387 on-base percentage and was tied for second with 65 walks, third with 239 total bases, fourth with 149 hits and eighth with a .302 batting average...Second among all league outfielders with 16 assists...Named to *Baseball America's* High-A All-star squad following the season...Garnered Tigers Minor League Player of the Month honors for April...In seven games during the FSL playoffs, batted .296 (8-for-27) with 5 HR and 11 RBI...Named the fourth-best prospect in the Tigers organization and 14th-best prospect in the FSL following the season by *Baseball America*...Rated the best outfield arm in the Florida State League by *Baseball America*...Tabbed the best hitter for average in the Tigers organization following the season by *Baseball America*.

2004: Tied for ninth in the Florida State League with six triples for Lakeland...Finished fourth in the league with 127 K...Posted two 10-game hitting streaks, 4/22-5/8 (.378) and 8/5-18 (.433)...Named the 14th-best prospect in the Tigers organization following the season by *Baseball America*.

2003: Led West Michigan (A) with 67 runs scored, 125 hits and 12 HR...Tied for the club lead with 63 RBI...Topped the Midwest League with 138 games played, tied for the lead with 16 grounded into double plays and finished third with 72 walks...Tied for fourth among all Tigers minor leaguers with 63 RBI...Named by *Baseball America* as second-best prospect and the best power hitter in the Tigers organization, 10th-best prospect in the Midwest League and 18th-best outfield prospect following the season.

2002: Made his professional debut with the Gulf Coast League Tigers...Named the GCL Player of the Week twice during the season, 7/29-8/4 and 8/12-18...Named the ninth-best prospect in the Tigers organization and 10th-best prospect in the GCL following the season by *Baseball America*.

PERSONAL: He and his wife Amanda reside in Leander, TX...Hit .461 with 11 HR, 40 RBI and five stolen bases as junior at Westwood High School in Texas in 2001...Selected as a Second-Team High School All-American by *Baseball America* in 2002 after batting .571 (64-for-112) with 49 runs scored, 11 doubles, 12 HR, 45 RBI and six stolen bases as a senior at Westwood High School...Rated the 33rd-best prospect overall and fourth-best in the state of Texas prior to the draft by *Baseball America* in 2002...Signed by Tim Grieve (Tigers).

Clevlen's Career Highs

2010 Season	Career
Most Runs: 1, twice, last: 5/18 vs. NYM	Most Runs: 3, 8/1/06 at TB
Most Hits: 1, 5/16 vs. ARI	Hits: 3, 8/1/06 at TB
Most 2Bs: 1, 5/16 vs. ARI	Most 2Bs: 1, twice, last: 5/16/10 vs. ARI
Most 3Bs: None	Most 3Bs: 1, twice, last: 8/20/06 vs. TEX
Most HRs: None	Most HRs: 2, 8/1/06 at TB
Most RBI: None	Most RBI: 3, twice, last: 8/20/06 vs. TEX
Most Walks: None	Most Walks: 1, five times, last: 6/9/08 vs. CLE
Most SBs: None	Most SBs: None
Longest Hitting Streak: None	Longest Hitting Streak: 3 games, 6/8-6/10/09

Clevlen's Career Transactions

- Selected by the Detroit Tigers in the second round of the 2002 June free agent draft.
- On Detroit disabled list (right finger fracture) from May 14 to July 6, 2007; included injury rehabilitation assignment to GCL Tigers.
- Signed by the Atlanta Braves as a minor-league free agent on December 4, 2009.
- On Atlanta disabled list (right great toe sprain) from May 24 to July 27, 2010; included and injury rehabilitation assignment to Rome.



BROOKS CONRAD

FULL NAME: Brooks Litchfield Conrad

BATS: Switch **THROWS:** Right

M.L. Service: 1.078

HEIGHT: 5-11 **WEIGHT:** 190

BORN: 1/16/80 in San Diego, CA

ACQUIRED: Signed by the Braves as a minor-league free agent, November 26, 2008.

CONTRACT STATUS: Signed through 2011.

INFIELDER

7

Conrad's Complete Record

Year	Club	AVG	G	AB	R	H	2B	3B	HR	RBI	SH	SF	HP	BB	SO	SB-CS	OBP	SLG	E
2001	Pittsfield	.280	65	232	41	65	16	5	4	39	4	6	13	26	52	14-2	.375	.444	16
2002	Michigan	.287	133	499	94	143	25	14	14	94	1	8	7	62	102	18-8	.368	.477	16
2003	Lexington	.186	38	140	20	26	5	2	3	11	1	0	3	17	25	7-1	.288	.314	7
	Salem	.284	99	345	50	98	24	3	11	61	5	3	6	42	60	4-2	.369	.467	15
2004	Round Rock	.290	129	480	84	139	38	6	13	83	5	12	1	63	105	8-7	.365	.475	13
2005	Round Rock	.263	113	418	84	110	22	3	21	57	5	4	4	52	104	12-3	.372	.416	7
	Corpus Christi	.234	22	77	13	18	6	1	2	11	0	0	1	16	15	8-0	.347	.481	3
2006	Round Rock	.267	138	532	100	142	40	15	24	94	1	8	4	54	135	15-6	.334	.534	12
2007	Round Rock	.218	139	533	85	116	36	3	22	70	1	3	5	63	144	12-3	.305	.420	17
2008	Sacramento	.243	117	465	86	113	29	5	28	91	2	2	2	46	127	4-1	.313	.508	11
	Oakland	.158	6	19	0	3	1	0	0	2	0	0	0	0	9	0-0	.158	.211	1
2009	Gwinnett	.269	110	398	66	107	25	0	12	64	2	9	7	53	108	13-1	.358	.422	20
	Atlanta	.204	30	54	7	11	1	2	2	8	0	0	1	3	14	0-0	.259	.407	0
2010	Atlanta	.250	103	156	31	39	11	1	8	33	4	0	1	16	45	5-1	.324	.487	8
Minor Totals		.261	1103	4119	723	1077	266	57	154	675	27	55	53	494	977	115-34	.344	.466	137
Atlanta Totals		.238	133	210	38	50	12	3	10	41	4	0	2	19	59	5-1	.307	.467	8
Major Totals		.231	139	229	38	53	13	3	10	43	4	0	2	19	68	5-1	.296	.445	9

Bold indicates led league.

Conrad's Division Series Record

Year	Club, Opp.	AVG	G	AB	R	H	2B	3B	HR	RBI	SH	SF	HP	BB	SO	SB	CS	E
2010	Atl. vs. SF	.091	4	11	0	1	0	0	0	0	1	0	0	0	4	0	0	4
D.S. Totals		.091	4	11	0	1	0	0	0	0	1	0	0	0	4	0	0	4

Conrad's Major League Fielding Record

Year	Position	PCT	G	PO	A	E	TC	DP
2008	Third Base	.833	4	1	4	1	6	1
	Second Base	1.000	2	4	3	0	7	1
2009	Second Base	1.000	11	22	31	0	53	10
	Third Base	.000	1	0	0	0	0	0
2010	Second Base	.938	9	2	13	1	16	0
	Third Base	.903	37	17	48	7	72	5
Second Base Totals		.987	22	28	47	1	76	11
Third Base Totals		.897	42	18	52	8	78	6

Conrad's 2010 Season Recap

- Made the Opening Day Roster for the first time in his career and played first full season with Major League Club, batting .250 with eight home runs and 33 RBI.
- Appeared on a Division Series roster for the first time in his career. Made three starts at second base in place of the injured Martin Prado in Games 1, 2, and 3 and pinch-hit in Game 4. Overall went 1-for-11 and committed four errors, including three miscues in Game 3.
- Seven of his eight home runs came in the seventh inning or later, with six of them coming in the eighth and ninth innings and four with the team trailing or tied. His other HR was a two-out three-run homer in the third inning on 9/29 vs. FLA .
- Belted his first-career pinch-grand slam on 5/20 vs. CIN in the Braves improbable comeback (trailed by six runs heading into the ninth inning). According to the *Elias Sports Bureau*, Conrad became the first major leaguer to belt a pinch-hit walk-off grand slam since Gregg Zaun hit one for the Houston Astros on June 27, 2002 against Arizona, and he was also the first rookie to do it since Cleveland's Ron Lolicch on April 22, 1973 vs. the Boston Red Sox
- Clubbed his second-career pinch-grand slam 7/24 at FLA. According to the *Elias Sports Bureau*, he became the fifth player in MLB history (first Brave) to have two PH GS in one season.
- Made 24 starts, 22 at third base and two at second base. Hit .270 (24-for-89) with six doubles, one triple, four home runs, 19 RBI and 15 runs, and had a .350 on-base percentage in his 24 starts.
- Batted .224 (13-for-58) with four doubles, three home runs and 12 RBI as a pinch-hitter.
- In his final 32 games (starting 8/10), he made 11 starts and went 17-for-61 (.279) with one triple, three homers and 12 RBI.
- Homered in back-to-back games 5/11-12 at MIL.
- Made his first start of the season on 5/9 when he played 3B (0-for-3).
- Named MLB's Clutch Performer of the Month for May: 250 (6-for-24) w/one 2B, 3 HR & 9 RBI. His month was highlighted by a PH walk-off grand slam vs. CIN on 5/20.

Conrad's Career Highlights

2009: Had his contract purchased 7/3 from Gwinnett (AAA) and played in 14 games with ATL 7/3-20, batting .344 (11-for-32)...Recalled for a second time on 9/1 from Gwinnett, where he batted .269 (107-for-398) with 25 2B, 12 HR and 64 RBI in 110 games...For Gwinnett, hit safely in 74 of 110 games and was named an International League All-Star...Appeared in 12 games in the field for Atlanta, 11 times at second base and once at third base...Had a career-high six-game hitting streak from 7/7-12 (9-for-24, .375)...Collected his second career triple and first career three-hit game (3-for-5) 7/12 at COL...Hit a game-winning, pinch-hit, three-run home run in the seventh inning 7/3 at WSH off J. Colome for his first career home run in his first plate appearance as a Brave...He became the first Brave to hit a pinch-hit home run in his first plate appearance with the team since Chuck Tanner on 4/12/55...Joined fellow Braves rookie Jordan Schafer as just the second and third rookies to homer in their first Braves plate appearance in the Atlanta era (Jermaine Dye, 1996).

2008: Spent most of the season with the Sacramento River Cats (AAA) in the Oakland organization and was named the team's "Most Versatile Player" and "Best Teammate"...Led the team in home runs (28), RBI (91), runs (85), doubles (29), triples (5), games (117) and at-bats (465)...Clubbed a career-best 28 HRs...Was promoted to Oakland on 7/21, played in six games and hit .158 (3-for-19) with 2 RBI before being designated for assignment on 8/12...Made his Major League debut on 7/21 at TB, going 0-for-3 and starting at third base...His first career hit came 7/25 vs. TEX; a single off Vincente Padilla in the third inning.

2007: For the second consecutive season, spent the entire year at Round Rock (AAA)...Batted .218 with 22 home runs and 70 RBI in 139 games...Led the Pacific Coast League in strikeouts and tied for third in games...Topped the Houston farm system in runs (85) and strikeouts and tied for second in home runs...Led Round Rock in games, at bats, runs, doubles (36), walks (63) and strikeouts...Appeared in 123 games at second base, 13 games at third base and also made his professional debut at catcher...Had a .974 fielding per-

centage as a second baseman...Made his first career appearance at catcher on 5/30 vs. Fresno and his second appearance came on 6/7 vs. Oklahoma.

2006: Spent the season at Triple-A Round Rock and led all of minor league baseball with 79 extra-base hits, including 40 doubles, 15 triples and 24 home runs...Tied for second in the minors in triples, was fourth in total bases (284) and tied for ninth in runs scored (100)...Led the Pacific Coast League in triples and runs scored, while hitting .267...Led the Express with 41 multi-hit games and 22 multi-RBI games...Appeared in 138 games, 100 as a second baseman and 38 as a third baseman...Socked two home runs 4/16 vs. Iowa, including a walk-off two-run blast with two outs in the ninth...Also hit two homers 8/23 vs. Albuquerque.

2005: Split the season between Triple-A Round Rock and Double-A Corpus Christi and batted a combined .259 with 23 home runs and 68 RBI in 135 games...Added a career high 68 walks and 20 stolen bases...Led the Astros farm system in runs (97) and ranked fifth in home runs...Led Pacific Coast League second baseman with a .989 fielding percentage as he committed just seven errors in 108 games...Had a pair of two homer games on 7/4 at Iowa and 8/12 vs. Oklahoma.

2004: Named Double-A Round Rock's team MVP...Led the Texas League in 2B (38) and SF (12), ranked second in extra-base hits (57), fourth in RBI (83) and tied for ninth in batting (.290)...Earned TL All-Star and postseason All-Star honors...Named Round Rock's Offensive Player of the Month for July and August...Twice earned TL Player of the Week honors (7/5-11 and 8/9-15).

2003: Began the season at Lexington and hit .183 with three home runs and 11 RBI in 38 games before he was transferred to Salem on 5/13...Led Salem in RBI (61) and ranked second in doubles (24) and home runs (11) while batting .284...Combined for a .256 batting average, 14 home runs and 72 RBI in 137 games.

2002: Named a Midwest League All-Star at Single-A Michigan after batting .284 with 14 home runs and 94 RBI in 133 games...Led league in triples (14), tied for the lead in runs (94) and tied for third in RBI and total bases (238)...Tied for fifth in all of minor league baseball in triples...Had career highs in RBI and hits (143).

2001: Was named team MVP at Single-A Pittsfield after hitting .280 with four home runs and 39 RBI...Tied for third in the New York-Penn League with five triples...Broke up a no-hitter against Peoria's Tyler Johnson, when his batted ball hit baserunner Kerry Hodges, who had walked with two out in the eighth inning.

PERSONAL: He and his wife Jesse and their two children reside in Albert, AZ...Attended Arizona State University, where he played baseball from 1999-2001...Named first-team All-Pac 10 in back-to-back seasons (2000-01)...Hit .336 with 10 home runs and 67 RBI during his sophomore season at ASU as the Sun Devils reached the first round of the College World Series...Became the 18th player to hit a home run over the green monster at Arizona State University's Packard Stadium on May 14, 2000...Spent two summers playing baseball in Alaska for the Goldpanners of Fairbanks and while there helped conduct baseball camps for Fairbanks kid...Signed by Andrew Cotner (Astros).

Conrad's Career Transactions

- Selected by the Houston Astros in the eighth round of the 2001 June free agent draft.
- Signed by the Oakland Athletics as a minor-league free agent on December 8, 2007.
- Signed by the Atlanta Braves as a minor-league free agent on November 26, 2008.

Conrad's Season and Career Highs

2010 Season

Most Runs: 2, three times, last: 8/10 at HOU
Most Hits: 2, eight times, last: 10/3 vs. PHI
Most 2Bs: 2, 6/22 at CHW
Most 3Bs: 1, 9/28 vs. FLA
Most HRs: 1, eight times, last: 9/29 vs. FLA
Most RBI: 4, three times, last: 7/24 at FLA
Most Walks: 2, twice, last: 8/16 vs. LAD
Most SBs: 1, five times, last: 8/16 vs. LAD
Longest Hitting Streak: 4 games, 9/27-10/1

Career

Most Runs: 2, four times, last: 8/10/10 at HOU
Hits: 3, 7/12/09 at COL
Most 2Bs: 2, 6/22/10 at CHW
Most 3Bs: 1, three times, last: 9/28/10 vs. FLA
Most HRs: 1, ten times, last: 9/29/10 vs. FLA
Most RBI: 4, three times, last: 7/24/10 at FLA
Most Walks: 2, twice, last: 8/16/10 vs. LAD
Most SBs: 1, five times, last: 8/16/10 vs. LAD
Longest Hitting Streak: 6 games, 7/7-12/09



JOSE CONSTANZA

FULL NAME: Jose G. Constanza

BATS: Switch

THROWS: Left

M.L. Service: 0.000

HEIGHT: 5-9

WEIGHT: 150

BORN: 9/1/83 in Santo Domingo, DR

ACQUIRED: Signed by the Braves as a minor-league free agent on November 16, 2010.

CONTRACT STATUS: Signed through 2011.

Non-Roster Invitee

OUTFIELDER

78

Constanza's Complete Record

Year	Club	AVG	G	AB	R	H	2B	3B	HR	RBI	SH	SF	HP	BB	SO	SB-CS	OBP	SLG	E
2003	DSL Indians	.318	64	239	42	76	9	5	1	32	1	3	2	31	25	16-8	.396	.410	-
2004	DSL Indians	.444	64	259	72	115	12	19	1	40	0	4	3	22	19	37-19	.486	.649	-
2005	Lake County	.236	23	72	9	17	0	0	0	4	1	0	1	15	13	2-1	.368	.236	1
	Mahoning Valley	.263	64	270	30	71	5	5	0	20	1	1	4	28	39	24-6	.340	.319	2
2006	Lake County	.277	44	159	31	44	5	3	1	9	1	0	1	30	30	19-4	.395	.365	0
	Kinston	.327	76	275	55	90	15	6	1	27	1	1	2	42	50	20-4	.419	.436	3
2007	Kinston	.274	112	445	71	122	13	4	2	34	10	2	2	39	80	39-9	.334	.335	4
2008	Akron	.278	95	338	44	94	12	6	0	34	5	3	2	28	42	23-6	.334	.349	3
2009	Akron	.282	130	486	98	137	15	7	0	46	11	2	1	75	65	49-14	.378	.342	5
2010	Columbus	.319	113	404	69	129	11	8	1	32	8	1	0	35	54	34-6	.373	.394	2
Minor Totals		.304	785	2947	521	895	97	63	7	278	39	17	17	345	417	263-77	.378	.386	20

Constanza's 2010 Season Recap

- Spent the entire season with the Columbus Clippers, the Triple-A affiliate of the Cleveland Indians, batting .319 with 11 doubles and two RBI in 113 games and he was successful in 34 stolen base attempts.
- His eight triples ranked tied for first in the International League, and he was tied for second in batting average and fourth in stolen bases.
- Ended the season with a 33-game on-base streak dating back to 8/24 and including nine playoff games.
- Posted a 12-game hitting streak 8/13-27: .490 (24-for-49).
- Was selected to the International League All-Star team; entered in the eighth inning as a pinch-runner. Also elected to the IL PS All-Star squad.
- Recorded six stolen bases during the International League playoffs, tops in the league. In nine IL playoff games, hit .308 with eight runs scored.
- Following the season, played for Toros del Este of the Dominican Winter League. In 29 contests, he hit .304 with one double, four triples, seven RBI and 12 stolen bases.

Constanza's Career Highlights

2009: Led the Eastern League in runs scored (98) and stolen bases (49), tied for second in walks (75) and tied for third in triples (7)...Led the Indians Player Development System in runs scored (98) and stolen bases (49) and was fifth in hits (137).

2008: Ranked third in the Indians Player Development System in stolen bases (23).

2007: Was second in the Carolina League in stolen bases (39)... Led the Indians Player Development System in stolen bases (39)

2006: Was fourth in the Carolina League in triples (6)...Ranked second in the Indians Player Development System in runs scored (86), third in average (.309) and fourth in stolen bases (39)

2005: Named to the New York-Penn League All-Star Team...Was second in the Indians Player Development System in stolen bases (26)

2004: Led the Dominican Summer League in average (.444), hits (115), triples (19), on-base percentage (.486), slugging percentage (.649), extra-base hits (32) and runs scored (72)...Was fourth in the league in stolen bases (37).

2003: Made his professional debut with the DSL Indians after signing as a non-drafted free agent on 6/13.

PERSONAL: Resides in Santo Domingo, DR...Signed by Josue Herrera (Indians).

Constanza's Career Transactions

- Signed by the Cleveland Indians as a non-drafted free agent on June 13, 2003.
- Signed by the Braves as a minor-league free agent on November 16, 2010.



ERIK CORDIER

FULL NAME: Erik Michael Cordier

BATS: Right **THROWS:** Right

HEIGHT: 6-4 **WEIGHT:** 230

BORN: 2/25/86 in Green Bay, WI

ACQUIRED: Acquired by the Braves from the Kansas City Royals in exchange for infielder Tony Pena, Jr. on March 23, 2007.

CONTRACT STATUS: Signed through 2010.

M.L. Service: 0.000

PITCHER

74

Cordier's Complete Record

Year	Club	W-L	ERA	G	GS	CG	SHO	SV	IP	H	R	ER	HR	HB	BB	SO	WP	BK
2004	Royals-ARZ	2-4	5.19	11	11	0	0	0	34.2	38	27	20	1	3	21	22	9	0
2005									Injured - Did Not Play									
2006	Idaho Falls	1-0	3.38	3	3	0	0	0	16.0	11	6	6	0	2	3	19	4	1
	Burlington	3-1	2.70	7	7	0	0	0	36.2	27	17	11	3	6	14	23	4	1
2007									Injured - Did Not Play									
2008	GCL Braves#	0-0	0.00	3	2	0	0	0	5.0	4	0	0	0	0	1	5	1	0
	Rome	1-2	5.18	9	9	0	0	0	40.0	51	25	23	3	2	21	31	6	0
2009	Myrtle Beach	7-8	3.87	25	25	1	1	0	121.0	115	62	52	13	9	74	88	16	0
2010	Mississippi	11-7	3.71	25	21	0	0	0	135.2	116	61	56	3	5	69	113	10	0
	Gwinnett	1-1	5.63	2	2	0	0	0	8.0	6	5	5	0	0	7	4	0	0
Minor Totals		26-23	3.92	85	80	1	1	0	397.0	369	203	173	23	27	210	305	50	2

Indicates injury rehab assignment.

Cordier's 2010 Season Recap

- Ranked by *Baseball America* as the Braves 13th-best prospect.
- Spent the majority of the season at Mississippi (AA) going 11-7 with a 3.71 ERA. Received an end-of-the-season promotion to Gwinnett, making two starts for them (1-1, 5.63) in September.
- Between the two Clubs he went 12-8 with a 3.82 ERA, setting career highs in wins, games and strikeouts.
- Ranked among Braves farmhands in several categories including wins (2nd), opponent's average (7th, .236), starter's ERA (9th), and strikeouts (117).
- Paced the Mississippi staff with 11 wins, 135.2 innings pitched and 113 strikeouts.
- Earned organizational Mississippi Pitcher of the Month honors for July: 3-1, 1.71 in five games (three GS).
- Went 11-6 with a 3.98 ERA in 21 starts for MS and 0-1 with a 1.72 ERA in four games as a reliever.
- Underwent successful arthroscopic surgery on his right elbow by Dr. James Andrews in Birmingham, AL, on January 19, 2011. He is scheduled to return to play in June 2011.

Cordier's Career Highlights

2009: Began the season on Myrtle Beach's (A) disabled list after a line drive fractured the tip of his right ring finger during spring training...Ranked ninth among Braves minor league starting pitchers with a 3.87 ERA...Led Myrtle Beach in wins, games started and innings pitched...Recorded eight strikeouts on 8/21 vs. Frederick.

2008: Pitched in a combined 12 games (11 starts) and went 1-2 with a 4.60 ERA between Rome (A) and the Gulf Coast League (R) Braves...Opened the season on the disabled list recovering from "Tommy John" surgery... Made three rehab appearances with GCL...Only win of the season came 7/30 vs. GRE.

2007: Missed entire season recovering from "Tommy John" surgery.

2006: Named as the sixth-best prospect and as having the best fastball in the Royals organization by *Baseball America*...Made just 10 starts combined for Idaho Falls and Burlington before missing the remainder of the season with "Tommy John" surgery.

2005: Missed the entire season with a knee injury.

PERSONAL: Resides in De Pere, WI...Attended Southern Door (WI) HS...Was named 2004 Gatorade Wisconsin Player of the Year as a senior...Signed by Phil Huttman (Royals).

Cordier's Career Transactions

- Selected by the Kansas City Royals in the second round of the 2004 June free agent draft.
- Acquired by the Atlanta Braves from the Kansas City Royals in exchange for infielder Tony Pena, Jr. on March 23, 2007.
- Had successful arthroscopic surgery on his right elbow performed by Dr. James Andrews in Birmingham, AL on January 19, 2010.



RANDALL DELGADO

FULL NAME: Randall Enrique Delgado

BATS: Right **THROWS:** Right

M.L. Service: 0.000

HEIGHT: 6-3

WEIGHT: 200

BORN: 2/9/90 in Las Tablas, Panama

ACQUIRED: Signed by the Braves as a non-drafted free agent on July 18, 2006.

CONTRACT STATUS: Signed through 2011.

PITCHER

65

Delgado's Complete Record

Year	Club	W-L	ERA	G	GS	CGSHO	SV	IP	H	R	ER	HR	HB	BB	SO	WP	BK
2007	DSL Braves	1-2	2.00	11	10	0	0	45.0	34	12	10	2	6	12	50	3	0
2008	Danville	3-8	3.13	14	14	0	0	69.0	63	32	24	5	5	30	81	9	2
2009	Rome	5-10	4.35	25	25	1	0	124.0	123	70	60	9	6	49	141	7	2
2010	Myrtle Beach	4-7	2.76	20	20	0	0	117.1	89	46	36	7	7	32	120	6	0
	Mississippi	3-5	4.74	8	8	0	0	43.2	36	26	23	2	2	20	42	2	0
Minor Totals		16-32	3.45	78	77	1	0	399.0	345	186	153	25	26	143	434	27	4

Delgado's 2010 Season Recap

- Enters the 2011 season ranked by *Baseball America* as the third-best prospect in the Braves organization and the 30th-best prospect in all of baseball. He is also ranked the sixth-best prospect in the Carolina League.
- Opened the season with High-A Myrtle Beach going 4-7 with a 2.76 ERA in 20 games started. Was promoted to Double-A Mississippi on 7/23. Made eight starts for the M-Braves, going 3-5 with a 4.74 ERA.
- Posted a 7-12 record with a 3.30 ERA in 28 starts between the two Clubs. Logged 162 K in 161.0 IP.
- Led the Carolina League with 120 strikeouts, despite a promotion to Double-A in mid-July.
- Paced the Braves organization with 162 strikeouts and ranked second in innings pitched (161.0), opponent's average (.210) and WHIP (1.03). His 3.30 ERA ranked fifth among Braves minor league starting pitchers.
- Garnered MB Pitcher of the Year honors and was also named by the Braves organization as the MB Pitcher of the Month for April.
- Was the Carolina League Pitcher of the Week for the week ending 5/9. Went 1-0 and allowed two earned runs in 12.0 innings pitched while tallying 16 strikeouts.
- Posted a season-high 12-strikeout game 5/25 at Lynchburg. Allowed just one earned run in 7.0 innings pitched, but suffered the loss.
- Named to the Carolina League All-Star team.

Delgado's Career Highlights

2009: Following the season, was rated by *Baseball America* as the Braves seventh-best prospect...Ranked seventh among minor league full-season starting pitchers averaging 10.23 strikeouts per 9.0 IP...His 141 strikeouts ranked second on the Rome pitching staff and second among Atlanta farmhands, and his 1.39 WHIP was 10th-best in the Braves organization...Selected the South Atlantic League Pitcher of the Week after earning the win 8/7 vs. SAV with 7.0 perfect innings.

2008: Despite posting a 3-8 record, had a 3.13 ERA over 14 starts for Danville (R)...Led the team and was second in the Appalachian League with 81 strikeouts...Also led the team with 14 GS and was second in IP...Named the 13th-best prospect in the Braves farm system following the season by *Baseball America*.

PERSONAL: Resides in Las Tablas, Panama...Signed by Luis Ortiz and Rene Francisco.

Delgado's Career Transactions

- Signed by the Braves as a non-drafted free agent on July 18, 2006.



YOHAN FLANDE

FULL NAME: Yohan Carlos Flande

BATS: Left **THROWS:** Left

HEIGHT: 6-2 **WEIGHT:** 180

BORN: 1/27/86 in El Seibo, DR

ACQUIRED: Signed by the Braves as a minor-league free agent on December 30, 2010.

CONTRACT STATUS: Signed through 2011.

M.L. Service: 0.000

Non-Roster Invitee

PITCHER

68

Flande's Complete Record

Year	Club	W-L	ERA	G	GS	CG	SHO	SV	IP	H	R	ER	HR	HB	BB	SO	WP	BK
2005	DSL Phillies	3-6	2.76	14	8	2	1	1	58.2	69	40	18	1	2	20	50	8	1
2006	DSL Phillies	6-1	2.08	13	10	0	0	0	65.0	55	24	15	1	0	12	60	9	0
2007	DSL Phillies	3-2	2.36	13	12	1	0	0	72.1	61	27	19	2	2	27	62	5	1
2008	GCL Phillies	4-1	2.19	10	9	0	0	0	53.1	41	19	13	5	1	11	39	4	3
2009	Clearwater	7-1	2.52	13	13	1	1	0	82.0	72	27	23	2	2	24	67	1	1
	Reading	4-4	4.58	13	13	1	0	0	70.2	81	38	36	5	8	21	50	3	0
2010	Reading	10-8	4.38	27	27	1	0	0	158.1	178	84	77	10	10	44	84	7	4
Minor Totals		37-23	3.23	103	92	6	2	1	560.1	557	259	201	26	25	159	412	37	10

Flande's 2010 Season Recap

- Pitched in a career-high 27 games (all starts) for the Reading Phillies of the Eastern League
- His 27 starts were tied for second most in the Eastern League and his 158.1 IP were good for fourth.
- Went 7-3 with a 2.93 ERA (26 ER/80.0 IP) in 13 starts away from home.
- Tossed a 7.0 inning complete game on 5/14 at ARK, allowing just one earned run on seven hits while striking out four to earn the victory.
- Collected his first professional hit on 4/21 at HAR.

Flande's Career Highlights

2009: Began the season with Clearwater (A)...Went 3-0, 0.00 ERA through his first 3 starts (18.0 IP, 17 SO)...Named Phillies Minor League Pitcher of the Week twice: 4/9-19 (2-0, 0.00 ERA) and 6/8-14 (1-0, 0.56 ERA)...Named Phillies Minor League Pitcher of the Month for April (4 GS, 3-0, 0.38 ERA, .185 opponents avg)...Selected to the Florida State League midseason All-Star team...Promoted to Reading (AA) on 6/30...Went 0-2, 7.58 ERA (16 ER, 19.0 IP) in his first four starts with Reading and 3-1, 2.06 ERA (8 ER, 35.0 IP) over his next 6 starts...Pitched for the World team (1.0 IP, 2 H, 2 K) in the MLB Futures Game on 7/12 in St. Louis.

2008: Spent entire season with the Gulf Coast League Phillies (R)...Held opponents to a .125 avg (6-48) with RISP...Went 2-0 with a 0.78 ERA in four August starts...Participated in the Florida Instructional League...

2007: Completed his third season with Guanuma Phillies (R) in the Dominican Summer League...Led the team in innings (72.1) and finished second in K (62)...Had a 1.04 ERA (3 ER, 26.0 IP) through his first four starts.

2006: Spent his third season with the DSL Phillies leading the team with six wins.

2005: Made his professional debut with the DSL Phillies.

PERSONAL: Resides in El Ceibo, DR...Signed by Sal Agostinelli and Wil Tejada (Phillies).

Flande's Career Transactions

- Signed by the Philadelphia Phillies as a non-drafted free agent, December 13, 2004.
- Signed by the Atlanta Braves as a minor-league free agent on December 30, 2010.



FREDDIE FREEMAN

FULL NAME: Frederick Charles Freeman

BATS: Left

THROWS: Right

M.L. Service: 0.033

HEIGHT: 6-5

WEIGHT: 225

BORN: 9/12/89 in Fountain Valley, CA

ACQUIRED: Selected by the Braves in the second round of the 2007 June free agent draft.

CONTRACT STATUS: Signed through 2010.

FIRST BASEMAN

5

Freeman's Complete Record

Year	Club	AVG	G	AB	R	H	2B	3B	HR	RBI	SH	SF	HP	BB	SO	SB-CS	OBP	SLG	E
2007	GCL Braves	.268	59	224	24	60	7	0	6	30	0	1	2	7	33	1-2	.295	.379	5
2008	Rome	.316	130	491	70	155	33	7	18	95	0	0	3	46	84	5-5	.378	.521	14
2009	Myrtle Beach	.302	70	255	43	77	19	0	6	34	0	2	14	26	41	1-4	.394	.447	6
	Mississippi	.248	41	149	15	37	8	0	2	24	0	5	4	11	19	0-0	.308	.342	2
2010	Gwinnett	.319	124	461	73	147	35	2	18	87	0	9	6	43	84	6-2	.378	.521	6
	Atlanta	.167	20	24	3	4	1	0	1	1	0	0	0	0	8	0-0	.167	.333	0
Minor Totals		.301	424	1580	225	476	102	9	50	270	0	17	29	133	261	13-13	.363	.472	33
Major Totals		.167	20	24	3	4	1	0	1	1	0	0	0	0	8	0-0	.167	.333	0

Bold indicates led league.

Freeman's 2010 Season Recap

- Tabbed by *Baseball America* as the Braves' second-best prospect, the 20th-best prospect in all of minor league baseball and fifth-best in the International League
- In his first season with Gwinnett (AAA), posted a .319 average with 18 home runs and 87 RBI earning International League Rookie of the Year honors. Freeman was the second-youngest starter at AAA.
- International League Managers rated him the league's best defensive first baseman.
- As the best offensive performer in the farm system, was named the Braves 2010 Hank Aaron Award winner.
- Made his Major League debut at first base on 9/1 (0-for-3) after having his contract purchased from GWI when rosters expanded that day. Played in 20 games with the big-league Club, going 4-for-24 (.167) with one double, one home run and one RBI.
- Belted his first Major-League homer 9/21 at PHI with a solo pinch-home run off Roy Halladay.
- Collected his first career hit 9/5 at FLA with a single up the middle in the ninth inning off Clay Hensley.
- Ranked in the top three among Braves minor leaguers in seven different offensive categories including: first in home runs (18), RBI (87) and hits (147), second in OPS (.898) and batting average (.319) and third in doubles (35) and runs (73).
- Hit .268 (33-for-123) vs. LHP compared to .337 (114-for-338) off RHP's in 461 at-bats at GWI.
- Honored by the Braves organization as GWI's April Player of the Month (.264, 23-for-87, 4 HR and 13 RBI).
- Posted two 12-game hitting streaks, 6/11-23 and 6/25-7/6 and reached base safely in 26 straight contests, 6/10-7/6.
- Had one two-homer game 4/22 and had three four-RBI contests 4/22, 7/19 and 8/26.
- Named to the IL postseason All-Star team.
- Following the season, was limited to just five games (.125, 2-for-16) with the Phoenix Desert Dogs of the Arizona Fall League due to a left thumb injury.

Freeman's Career Highlights

2009: Enters the 2010 season ranked by *Baseball America* as the Braves' second-best prospect, the eighth-best Southern League prospect and the fourth-best Carolina League prospect...Named the "Best Defensive First Baseman" in Double-A and Single-A by *Baseball America* and was also rated by Carolina and Southern League managers as the best defensive first baseman in both leagues...Was ranked the 59th-best prospect in all of baseball by MLB.com and ESPN tabbed him as 67th-best...Opened the season at High-A Myrtle Beach and had a late-June promotion to Class AA Mississippi where he would play the remainder of the season...Missed final two weeks of the season with left wrist soreness...Hit .282 (114-for-404) with 27 doubles, eight HR and 58 RBI over 111 games between the two stops...Ranked in the top 10 in Atlanta farm system in several categories, including doubles (T5th-27), hits (7th- 114), RBI (7th-58) and runs (10th-58)...Was named Myrtle Beach's June Player of the Month (.337 average, 30 hits and eight doubles)...Had back-to-back two-run HR games, 4/13-14. Also, knothced first career two-homer game, 6/16 vs. LYN...Bumped his average 51 points, from .241 to .292, over a 13-game span, 5/6-22, by hitting .404 (19-for-47)...Hit a combined .263 (36-for-137) vs. left-handed pitchers and .292 (78-for-267) vs. righties...Played in 12 games for the Peoria Saguaros of the Arizona Fall League (.267, 3 2B, 1 HR, 5 RBI).

2008: Entered 2009 season as *Baseball America's* 87th-ranked prospect and ninth-best first-base prospect...Was named the recipient of the 2008 Hank Aaron Award, presented annually to the top offensive performer in the Braves' minor league system...Was ranked as the Braves fifth-best prospect following the season by *BA* and was ranked the 38th-best minor leaguer in MLB.com's Top 50 list...Was named South Atlantic League Mid-Season and Post-Season All-Star and was named a High-A All-Star by *BA*...Played entire season at Rome at just 18 years of age, yet ranked second in the SAL with a .521 slugging percentage, ranked third with seven triples and 256 total bases, ranked fourth with 95 runs batted, 155 hits and 58 extra-base hits, ranked fifth with a .316 average and tied for fifth with 33 doubles...Led Braves minor leaguers in hits and RBI and tied for the lead in batting average...Was in the top ten in doubles (T2nd), OPS (4th), HR (7th) and runs (10th)...Was named the Rome Player of the Month for May and July...Was a two-time SAL Player of the Week, for the week ending 7/14 (.484, 5 2B, 2 HR, 9 RBI) and the week ending 7/21 (.391 avg., 2 HR, 5 RBI)...Hit .285 with a .339 OBP and .484 SLG in the first half, but hit .349 with a .418 OBP and .562 SLG in the second half.

2007: Led the GCL Braves his first professional season in games (59), at-bats (224) and home runs (6) and ranked second in hits (60), runs (24), doubles (7) and runs batted in (30).

PERSONAL: Resides in Villa Park, CA...Attended El Modena (CA) High School...Signed by Tom Battista.

Freeman's Career Transactions

- Selected by the Atlanta Braves in the second round of the 2007 June free agent draft.



Freeman receives the 2010 Atlanta Braves Minor League Player of the Year award from Executive VP and GM Frank Wren and Director of Player Development Kurt Kemp.



CORY GEARRIN

FULL NAME: Cory Nathaniel Gearrin

BATS: Right **THROWS:** Right

HEIGHT: 6-3 **WEIGHT:** 200

BORN: 4/14/86 in Chattanooga, TN

ACQUIRED: Selected by the Braves in the fourth round of the 2007 June free agent draft.

CONTRACT STATUS: Signed through 2011.

M.L. Service: 0.000

PITCHER

62

Gearrin's Complete Record

Year	Club	W-L	ERA	G	GS	CG	SHO	SV	IP	H	R	ER	HR	HB	BB	SO	WP	BK
2007	Danville	1-1	4.44	18	0	0	0	0	26.1	21	14	13	1	6	16	37	7	0
2008	Rome	3-2	2.82	19	0	0	0	1	22.1	19	11	7	1	0	15	36	4	0
	Myrtle Beach	3-1	5.32	17	0	0	0	0	23.2	19	14	14	2	4	21	36	2	0
2009	Myrtle Beach	0-2	1.84	27	0	0	0	17	29.1	22	6	6	2	1	3	32	0	0
	Mississippi	1-2	2.84	20	0	0	0	2	25.1	19	9	8	2	3	8	20	1	0
2010	Gwinnett	3-5	3.36	52	0	0	0	0	80.1	72	32	30	6	9	32	66	12	0
Minor Totals		11-13	3.39	153	0	0	0	20	207.1	172	86	78	14	23	95	227	26	0

Gearrin's 2010 Season Recap

- Spent his first season season with Gwinnett (AAA), amassing a 3-5 record with a 3.36 ERA in a career-high 80.1 innings. Also set career highs in strikeouts (66) and appearances (52).
- Led the G-Braves staff and was second among Braves minor leaguers with his 52 appearances. His 3.36 ERA ranked seventh among the organization's relief pitchers.
- From 4/12-5/2 tossed 10.1 consecutive scoreless innings.
- His first win came 7/1 at Scranton/Wilkes-Barre.
- Tossed a season-high 3.1 scoreless innings 9/1 at Norfolk.
- Appeared in 10 games (1-0, 3.93) for the Phoenix Desert Dogs of the Arizona Fall League.

Gearrin's Career Highlights

2009: Earned Myrtle Beach MVP honors after leading the club with 17 saves and ranking second among qualifying relievers with a 1.84 ERA...Pitched in 47 games between High-A Myrtle Beach and Double-A Mississippi (1-4-19, 2.30 ERA)...Finished in the top 10 in several categories among Braves minor league pitchers, including saves (2nd), relievers ERA (3rd), games (T5th) and opponents' batting average (7th, .205)...Was a perfect 6-for-6 in save opportunities while pitching at a 0.82 ERA in nine April contests to earn organizational Pitcher of the Month honors...Also earned Pitcher of the Month honors in August (0-1-6, 2.61 ERA, 10 appearances).


2008: In 36 combined appearances between Myrtle Beach (A) and Rome (A), went 6-3-1 with a 4.11 ERA...Earned first career save 6/27 at SAV (1.0 IP, 2 K).

2007: Suffered the loss in his professional debut on 6/27 with Danville (R) as he failed to record an out (3 R, 2 H)...Following first outing, settled in nicely and pitched at a 3.73 ERA rest of the way (17 games)...Earned first career win on 8/17 (4.2 IP, 3 H, 2 BB, 4 K).

PERSONAL: Resides in Chattanooga, TN...Attended the former Young Harris Junior College and Mercer University...Signed by Al Goetz.

Gearrin's Career Transactions

- Selected by the Braves in the fourth round of the 2007 June free agent draft.



ALEX GONZALEZ

FULL NAME: Alexander Gonzalez
BATS: Right **THROWS:** Right **M.L. Service:** 12.034
HEIGHT: 5-11 **WEIGHT:** 216
BORN: 2/15/77 in Cagua, VZ
ACQUIRED: Acquired by the Braves from the Toronto Blue Jays along with LHP Tim Collins and SS Tyler Pastornicky in exchange for SS Yunel Escobar and LHP Jo-Jo Reyes on July 14, 2010.
CONTRACT STATUS: Signed through 2011.

INFIELDER

2

Gonzalez's Complete Record

Year	Club	AVG	G	AB	R	H	2B	3B	HR	RBI	SH	SF	HP	BB	SO	SB-CS	OBP	SLG	E
1994	DSL Marlins	.238	66	282	39	67	9	5	4	39	0	1	0	16	41	5-6	.278	.348	-
1995	Brevard County	.203	17	59	6	12	2	1	0	8	0	0	1	1	14	1-1	.230	.271	8
	GCL Marlins	.294	53	187	30	55	7	4	2	30	1	4	2	19	27	11-2	.358	.406	17
1996	GCL Marlins	.390	10	41	6	16	3	0	0	6	0	0	0	2	4	1-0	.419	.463	5
	Kane County	.200	4	10	2	2	0	0	0	0	1	0	1	2	4	0-0	.385	.200	0
	Portland	.235	11	34	4	8	0	1	0	1	0	0	1	2	10	0-0	.297	.294	7
1997	Portland	.254	133	449	69	114	195	4	19	65	3	3	7	27	83	4-7	.305	.434	37
1998	Charlotte	.277	108	422	71	117	187	10	10	51	8	2	6	28	80	4-7	.330	.443	20
	Florida	.151	25	86	11	13	2	0	3	7	2	0	1	9	30	0-0	.240	.279	2
1999	Florida	.277	136	560	81	155	28	8	14	59	1	3	12	15	113	3-5	.308	.430	27
2000	Brevard County#	.118	4	7	1	2	0	0	0	2	0	0	0	1	3	1-0	.167	.118	0
	Florida	.200	109	385	35	77	17	4	7	42	5	2	2	13	77	7-1	.229	.319	19
2001	Florida	.250	145	515	57	129	36	1	9	48	3	3	10	30	107	2-2	.303	.377	26
2002	GCL Marlins #	.167	5	12	0	2	1	0	0	1	0	1	0	0	5	0-0	.154	.250	1
	Florida	.225	42	151	15	34	7	1	2	18	3	2	4	12	32	3-1	.296	.325	3
2003	Florida	.256	150	528	52	135	33	6	18	77	3	5	13	33	106	0-4	.313	.443	16
2004	Florida	.232	159	561	67	130	30	3	23	79	3	4	4	27	126	3-1	.270	.419	16
2005	Florida	.264	130	435	45	115	30	0	5	45	4	3	5	31	81	5-3	.319	.368	16
2006	Pawtucket#	.333	1	3	0	1	0	0	0	0	0	0	1	0	1	0-0	.500	.333	0
	Boston	.255	111	388	48	99	24	2	9	50	7	7	5	22	67	1-0	.299	.397	7
2007	Cincinnati	.272	110	393	55	107	27	1	16	55	2	3	8	24	75	0-1	.325	.468	16
2008	Cincinnati																		
2009	Louisville#	.077	4	13	1	1	0	0	0	1	0	0	0	2	1	0-0	.200	.077	0
	Cincinnati	.210	68	243	16	51	12	0	3	26	6	4	2	15	36	0-1	.258	.296	6
	Boston	.284	44	148	26	42	10	0	5	15	4	0	2	5	29	2-0	.316	.453	1
2010	Toronto	.259	5	328	47	85	25	1	17	50	0	2	1	17	65	1-0	.296	.497	11
	Atlanta	.240	72	267	27	64	17	2	6	38	3	2	6	14	53	0-2	.291	.386	8
Minor Totals		.260	416	1529	229	397	58	25	35	204	13	11	19	100	273	27-23	.311	.399	95
A.L. Totals		.262	240	864	121	226	59	3	31	115	11	9	8	44	161	4-0	.301	.444	19
N.L. Totals		.245	1146	4124	461	1010	239	26	106	494	35	31	67	223	836	23-21	.292	.393	155
Atlanta Totals		.240	72	267	27	64	17	2	6	38	3	2	6	14	53	0-2	.291	.386	8
Major Totals		.248	1386	4988	582	1236	298	29	137	609	46	40	75	267	997	27-21	.294	.402	174

Bold indicates led league; # Injury rehabilitation assignment.

Gonzalez's Division Series Record

Year	Club, Opp.	AVG	G	AB	R	H	2B	3B	HR	RBI	SH	SF	HP	BB	SO	SB	CS	E
2003	Fla. vs. SF	.063	4	16	2	1	0	0	0	0	0	0	0	1	3	0	0	1
2009	Bos. vs. CWS	.167	3	6	1	1	0	0	0	0	0	0	0	1	1	0	0	1
2010	Atl. vs. SF	.200	4	15	1	3	0	0	0	2	0	0	0	0	5	0	0	2
D.S. Totals		.135	11	37	4	5	0	0	0	2	0	0	0	2	9	0	0	4

Gonzalez's League Championship Series Record

Year	Club, Opp.	AVG	G	AB	R	H	2B	3B	HR	RBI	SH	SF	HP	BB	SO	SB	CS	E
2003	Fla. vs. Chi.	.125	7	24	1	3	2	0	0	4	0	0	0	0	6	0	0	1

Gonzalez's World Series Record

Year	Club, Opp.	AVG	G	AB	R	H	2B	3B	HR	RBI	SH	SF	HP	BB	SO	SB	CS	E
2003	Fla. vs. NYY	.273	6	22	3	6	2	0	1	2	1	0	0	0	7	0	1	0

Gonzalez's Major League Fielding Record

Year	Position	PCT	G	PO	A	E	TC	DP
1998	Shortstop	.978	25	29	58	2	89	17
1999	Shortstop	.955	135	237	339	27	603	85
2000	Shortstop	.957	104	139	288	19	446	63
2001	Shortstop	.960	142	220	396	26	642	101
	Catcher	---	1	0	0	0	0	0
2002	Shortstop	.984	42	72	113	3	188	32
2003	Shortstop	.976	150	237	426	16	679	109
2004	Shortstop	.976	158	225	425	16	666	99
2005	Shortstop	.974	124	221	367	16	604	102
2006	Shortstop	.985	111	163	305	7	475	68
2007	Shortstop	.963	103	147	264	16	427	73
2008			Injured-Did Not Play					
2009	Shortstop	.984	103	148	270	7	425	59
2010	Shortstop	.973	157	195	486	19	700	116
Shortstop Totals		.971	1363	2033	3737	174	5944	924
Catcher Totals		---	1	0	0	0	0	0

Gonzalez's Career Recap

- Owns a .248 career average with 298 doubles, 137 home runs and 609 RBI a over 12 major league seasons. Has produced 464 extra-base hits in his career.
- In 1363 games at shortstop, has committed just 174 errors in 5944 chances for a .971 career fielding pct.
- Has made three postseason appearances, including winning a World Series title with the Florida Marlins in 2003. In 24 postseason games, has a .169 (14-for-83) average with one home run and eight RBI.
- In 2003 he appeared in all 17 of the Marlins' postseason games and produced one of the most dramatic homers in World Series history. His 12th-inning shot off the Yankees' Jeff Weaver in Game 4 was the first walk-off homer in Marlins postseason history and the 13th in World Series play to become only the third player whose first-career playoff homer was a World Series game-ender.

Gonzalez's 2010 Season Recap

- Split the 2010 campaign between the Toronto Blue Jays and Braves hitting .250 with 42 doubles, 23 home runs and 88 RBI.
- Was acquired by the Braves from the Blue Jays as part of a five-player trade on 7/15. In addition to Gonzalez the Braves acquired left-handed minor-league pitcher Tim Collins and minor-league SS Tyler Pastornicky in exchange for shortstop Yunel Escobar and left-handed pitcher Jo-Jo Reyes.
- Played in 85 games for the Blue Jays and hit .259 with 25 doubles, 17 home runs and 50 RBI before being traded to the Braves on 7/14.
- At the time of the trade, ranked tied for fifth in the American League with 43 extra-base hits.
- In his first nine games with Atlanta (7/15-24), hit .361 (13-for-36).
- Led all major league shortstops in doubles (42), was second in RBI (88) and third in home runs (23).
- Ranked fourth among NL shortstops with a .974 fielding percentage (minimum 300 chances) in the second half of the season.
- Appeared in his third career postseason. Started all four Division Series games at shortstop. Went 3-for-15 (.200) with one double and two RBI.
- Clubbed a three-run walk-off homer in the 12th inning on 9/11 vs. STL. It was his first walk-off homer of the season and his first since 9/26/98 vs. PHI.
- Had four hits 7/22 vs. SD, matching his career high (eight times).
- Hit safely in 10 consecutive games, 8/18-28: .368 (14-for-38) with five doubles and eight RBI.
- Over a 25-game stretch, 8/18-9-13, hit .309 (30-for-97) with eight doubles, two home runs and 17 RBI.
- Recorded his eighth career two-homer game 4/30 at OAK.

Gonzalez's Career Highlights

2009: Split the season between Cincinnati and Boston, his first major league action since 2007 after missing all of 2008 with a compression fracture of his left knee... Hit .210 (51-for-243) with three home runs and 26 RBI in 68 games for the Reds... Was dealt to the Red Sox along with cash considerations on 8/14 for minor league infielder Kris Negron...Hit .284 (42-for-148) with five home runs and 15 RBI in 44 games for Boston... Was his second stint for the Red Sox after appearing in 111 games for the club in 2006...Made only seven errors in 425 total chances at shortstop for a fielding percentage of .984, sixth among qualifying major leaguers... Appeared at shortstop for the Red Sox in 44 of the club's final 47 games (43 starts), posting a .994 (1 E/159 TC) fielding percentage in those contests... In 115 games without Gonzalez, the Red Sox were eighth in the AL with a .984 fielding percentage... From 8/15 onward the Sox led the majors with a .991 mark...Reached 20 doubles for the eighth time in his career... Combined to hit .291 (53-for-182) over his final

54 games of the season after snapping an 0-for-20 slide with a solo home run off Randy Wells on 8/3 vs. CHI... Was hitless in his first 17 at-bats to begin the season and posted a .171 (14-for-82) clip through his first 23 games... Went 14-for-43 (.326) over an 11-game span from May 19-31, raising his season average from .171 to .224 in that time... Was on CIN's 15-day disabled list from 6/20-7/24 and underwent arthroscopic surgery to remove four loose bodies from his right elbow on 6/22.

2009 Postseason Highlights: Went 1-for-6 (.167) in three Division Series games for Boston.

2008: Missed the entire season with a compression fracture of his left knee... On 7/7 had season-ending micro fracture surgery performed by Dr. Timothy Kremchek... On 3/31 went on the disabled list and remained there the rest of the championship season... Did not participate in spring training... On 5/28 was transferred to the 60-day DL to make room on the roster for INF Andy Phillips.

2007: In his first season with the Reds tied for the club lead in doubles (27)... Missed 28 games while on the bereavement list three times (4/13-16, 7/14-20, 8/15-21) and the restricted list once (7/21-30)... Was bothered late in the season by a bone bruise in his left knee and didn't make a start after 9/12... Appeared in five of the Reds' last 17 games of the season, all as a pinch hitter (1-for-5)... Hit safely in 20 of his 24 previous starts prior to that knee injury (31-86, .360, 3HR, 14RBI)... Led the club with 52 starts batting seventh in the order and 98 starts at SS... From 8/23-29 shared with Phil's Chase Utley the National League Player of the Week Award (.520, 3 HR, 6 RBI)... In only six games that week led the NL in hits (13), HR (3), total bases (26) and slugging percentage (1.040)... A team-high three times hit the second of back-to-back HR (5/1 at Hou w/Ken Griffey Jr., 5/7 vs HOU w/Adam Dunn, 5/26 vs Pit w/Edwin Encarnacion)... In April hit .329 (3HR, 10RBI)... on 4/24 at STL produced four hits, two HR, 5RBI, 11 total bases and four runs scored... Tied career single-game highs in homers, RBI and hits and established new career highs in runs scored and total bases... The 11 TB and four runs were the most by a Reds batter in a game all season... On 5/23 vs WSH committed his only two-error game since 8/16/04 at LAD... On 5/27 vs PIT hit his 100th career HR (off Tony Armas Jr.)... In the 12-inning, 1-0 victory vs. CLE on 6/10 drove in the game's only run with a single off Adam Miller... From 6/16-18 committed an error in three consecutive games for only the fourth time in his career (Sept. 4-7, 1999; 4/27-29, 2001; 4/26-30, 2005)... On 8/2 at WSH homered off Mike Bacsik in his first plate appearance since 7/13 following a stint on the bereavement and then restricted list... On 8/25 vs FLA wore #13 in honor of Dave Concepcion, whose jersey was retired during pre-game ceremonies that night.

2006: For the Red Sox committed a career-low seven errors and led all American League shortstops with a club-record .985 fielding percentage... His 57-game errorless streak from 4/11-6/30/06 also was a record for BOS shortstops (Rico Petrocelli, 48 games, 9/25/68-5/30/69)... The first three months of the season committed just two errors in 243 total chances (.992)... From 8/19-9/2 was on the disabled list with a strained right oblique muscle... On 8/3 was hitting a season-best .291 but then was bothered by the oblique injury and hit .122 (10-82) in his last 25 games of the season... Went 1-for-24 in his first eight games coming off the DL, including a season-high 0-for-22 skid (8/11-9/4)... from 6/17-7/3 produced a season-high 12-game hitting streak (.391)... Following the season played for Leones del Caracas in the Dominican Winter League (11 games, .293, 1HR, 3RBI, 2SB).

2005: For the Marlins produced at least 30 doubles for the third straight season and for the fourth time in five years... His .319 on-base percentage was the highest of his career... In 124 starts at shortstop posted a .974 fielding percentage... His career-best 17-game hitting streak (.302) from 6/9-27 was the longest by a Marlins batter all season and ranked T5th in the National League... Also recorded a pair of 11-game hitting streaks, from 5/14-26 (.472) and from 6/29-7/9 (.326)... Hit .300 in both May and July... In September was bothered by a bone bruise on his right elbow and spent the latter part of the season as a pinch runner... In the off-season helped lead Venezuela to the 2006 Caribbean Series championship, its first since 1989... Scored the winning run in the bottom of the ninth inning of the decisive game vs the Dominican Republic... Earlier in that series produced a walkoff homer to lead Venezuela to an 11-9 victory vs the Dominican Republic.

2004: With a career-high 23 HR and 79 RBI led all National League shortstops and established Marlins club records for that position... Also set career bests with 67 runs scored and 159 appearances... Became the first Marlins middle infielder in club history to reach 20 homers... Played in 1,351.2 of Florida's 1,439.0 innings (93.9%)... Posted a .976 fielding percentage... Recorded a pair of season-high 6-game hitting streaks, from May 29-June 4 (.375) and from Aug. 10-15 (.455)... On 7/29 vs PHI tied his career high with 5 RBI, including his first career grand slam (off Paul Abbott)... Twice homered in consecutive games, on 7/9-10 and 9/23-24.

2003: Helped the Marlins win the World Series by establishing career highs in games (150), HR (18), RBI (77) and slugging percentage (.443)... Among all National League shortstops ranked second in homers and third in RBI... Posted a .976 fielding percentage, fifth-highest among NL shortstops... Through April hit .352, eighth-best batting average in the league... Hit .310 in May and took a .324 overall mark into June... Was hitting .300 through 7/2 but finished the season at .256 after hitting .203 in his last 72 games... From 5/28- 6/7 hit .419 during a season-high 10-game hitting streak... Finished the regular season hitting safely in 9-of-11 games.

2003 Postseason Highlights: Started all 17 of Florida's post-season games and produced one of the most dramatic homers in World Series history... His 12th-inning shot off Jeff Weaver in Game 4 was the first walk-off homer in Marlins postseason history and the 13th in World Series annals... Became only the third player whose first-career playoff homer was a World Series game-ender, joining Dusty Rhodes (of the 1954 New York Giants vs CLE) and Eddie Matthews (of the 1957 Milwaukee Braves vs NYY)... He became the third player to hit a walk-off home run against the Yankees in World Series play, joining Matthews and Bill Mazerowski, who connected for his famous Game 7 homer for the Pirates in 1960.

2002: Missed most of the season with a dislocated left shoulder that eventually required surgery...Didn't play after 5/18 at SF, when he suffered the injury diving for a ground ball hit in the hole by Barry Bonds...On 7/23, following a five-game rehabilitation stint, had surgery performed by Dr. James Andrews to repair the torn labrum in his non-throwing shoulder....At the time of his injury ranked fourth among all National League shortstops with a .983 fielding percentage... From 4/21-26 collected an RBI in a career-best six straight games (seven RBI).

2001: For the Marlins led all Major League shortstops with 26 errors, one shy of the club record he established in 1999...From 7/6-21 tied his career-high with a 13-game hitting streak (.358, 3HR, 12RBI)...On 7/13-14 produced three homers in a span of five at bats...On 7/13 vs. NYY hit a two-run HR off Ted Lilly and a solo HR off Ramiro Mendoza...The next day homered off Roger Clemens.

2000: In an injury-plagued season appeared in only 109 games...From 7/28-8/31 missed 31 games while on the disabled list with a sprained medial collateral ligament in his left knee...Put together a career-high 13-game hitting streak that included a six-game stretch before the injury and a seven-game streak after the injury (7/21-9/ 8, .333)... On 6/20 vs. MIL produced his first career two-homer game... On 6/14 at PHI recorded five RBI, a career high, along with two doubles and a triple... In July hit safely in 14 of his 16 apps (.317).

1999: Led all National League rookies in hits (155), runs (81), multi-hit games (46) and triples (8)...Ranked second among NL rookies in total bases (241), extra-base hits (50) and slugging percentage (.430) and T3rd in HR (14) and doubles (28)...Became only the second rookie shortstop ever named to the National League All-Star team (Pit's Frankie Zak, 1944)...Was the only unanimous selection to TOPPS' All-Star Rookie Team and finished fifth in BBWAA Rookie of the Year voting...Was named Novato Latino Mas Destacado (Most Valuable Latin Rookie) at the Latin Sports Awards...Also was named to Baseball Digest's All-Rookie Team...On 11/7 suffered a hairline fracture of his left forearm when he was hit by a pitch in a Winter League game in Caracas, VZ.

1998: Opened the season at Class AAA Charlotte before he was promoted to the Marlins on 8/25...Made his ML debut that night at STL with a start at shortstop and produced his first career hit, an eighth-inning home run off Donovan Osborne in his fourth plate appearance...In his fourth game, on 8/28 at CIN, had three hits and three RBI...In the bottom of the 13th inning on 9/26/ in Game 2 vs. PHI broke a scoreless tie with a one-out, solo HR off Ricky Bottalico...Was his first-career walkoff homer...While with Charlotte from 6/8-6/14 was International League Player of the Week...Highlighted that week by hitting for the cycle on 6/13 vs Columbus...Following the season was named the top prospect in the International League in a vote of league managers.

PERSONAL: Married...Resides in Weston, FL...Signed by Levy Ochoa (Marlins)...A native of Cagua, Venezuela, he helped lead Venezuela to the 2006 Caribbean Series Championship...Scored the winning run in the bottom of the ninth inning in the decisive game vs. Dominican Republic on 2/7 and also hit a game-winning, walk-off two-run homer leading Venezuela to an 11-9 win vs. Dominican Republic in a previous game in the series.

Gonzalez's Season & Career Highs

2010 Season

Most Runs: 2, four times, last: 7/10 vs. BOS
Most Hits: 4, twice, last: 7/22 vs. SD
Most 2Bs: 2, four times, last: 9/18 at NYM
Most 3Bs: 1, three times, last: 8/15 vs. LAD
Most HRs: 2, twice, last: 4/30 vs. OAK
Most RBI: 4, twice, last: 8/15 vs. LAD
Most Walks: 2, twice, last: 6/14 at SD
Most SBs: 1, 4/5 at TEX
Longest Hitting Streak: 4, twice, last: 6/26-6/29

Career

Most Runs: 4, 4/24/07 at STL
Most Hits: 4, eight times, last: 7/22/10 vs. SD
Most 2Bs: 2, 19 times, last: 9/18/10 at NYM
Most 3Bs: 1, 29 times, last: 8/15/10 vs. LAD
Most HRs: 2, eight times, last: 4/30/10 vs. OAK
Most RBI: 5, four times, last: 4/24/07 at STL
Most Walks: 3, three times, last: 9/8/03 vs. NYM
Most SBs: 2, 7/2/05 at NYM
Longest Hitting Streak: 17 games, 6/9-27/05

Gonzalez's Career Transactions

- Signed by the Florida Marlins as a non-drafted free agent on April 18, 1994.
- On Florida disabled list (sprained medial collateral ligament in his left knee) from July 28 to August 31, 2000; included an injury rehabilitation assignment to Brevard County.
- On Florida disabled list (torn labrum in his left shoulder) from May 20 to November 6, 2002; underwent successful surgery performed by Dr. James Andrews to repair a torn labrum in his left shoulder on July 23, 2002. Made an injury rehabilitation assignment at Gulf Coast League Marlins.
- Signed by the Boston Red Sox as a free agent on February 6, 2006.
- On Boston disabled list (strained left oblique) from August 19 to September 2, 2006. Included an injury rehabilitation assignment to Pawtucket.
- Signed by the Cincinnati Reds as a free agent on November 20, 2006.
- On Cincinnati disabled list (compound fracture of the left knee) from March 30 to November 6, 2008; underwent successful micro fracture surgery on July 7, 2008.
- On Cincinnati disabled list June 20 to July 24, 2009; underwent arthroscopic surgery to remove four loose bodies from his right elbow on June 22; included injury rehabilitation assignment to Louisville.
- Acquired by the Boston Red Sox from the Cincinnati Reds along with cash considerations in exchange for INF Kris Negron on August 14, 2009.
- Signed by the Toronto Blue Jays on November 26, 2009.
- Acquired by the Atlanta Braves from the Toronto Blue Jays along with LHP Tim Collins and SS Tyler Pastornicky in exchange for SS Yunel Escobar and LHP Jo-Jo Reyes on July 14, 2010.





TOMMY HANSON

FULL NAME: Thomas J. Hanson

BATS: Right **THROWS:** Right

M.L. Service: 1.120

HEIGHT: 6-6 **WEIGHT:** 220

BORN: 8/28/86 in Tulsa, Oklahoma

ACQUIRED: Selected by the Braves in the 22nd round of the 2005 June free agent draft. Signed on May 24, 2006.

CONTRACT STATUS: Signed through 2011.

PITCHER

48

Hanson's Complete Record

Year Club	W-L	ERA	G	GS	CG	SHO	SV	IP	H	R	ER	HR	HB	BB	SO	WP	BK
2006 Danville	4-1	2.09	13	8	0	0	0	51.2	42	15	12	2	1	9	56	3	0
2007 Rome	2-6	2.59	15	14	0	0	0	73.0	51	28	21	6	6	26	90	5	0
Myrtle Beach	3-3	4.20	11	11	0	0	0	60.0	53	33	28	10	4	32	64	0	1
2008 Myrtle Beach	3-1	0.90	7	7	0	0	0	40.0	15	6	4	0	5	11	49	5	0
Mississippi	8-4	3.03	18	18	1	1	0	98.0	70	39	33	9	9	41	114	5	0
2009 Gwinnett	3-3	1.49	11	11	0	0	0	66.1	40	16	11	5	4	17	90	4	0
Atlanta	11-4	2.89	21	21	0	0	0	127.2	105	42	41	10	5	46	116	2	0
2010 Atlanta	10-11	3.33	34	34	1	0	0	202.2	182	86	75	14	14	56	173	3	0
Minor Totals	23-18	2.52	75	69	1	1	0	389.0	271	137	109	32	29	136	463	22	1
Major Totals	21-15	3.16	55	55	1	0	0	330.1	287	128	116	24	19	102	289	5	0

Bold indicates led league.

Hanson's Division Series Record

Year Club, Opp.	W-L	ERA	G	GS	CG	SHO	SV	IP	H	R	ER	HR	HB	BB	SO	WP	BK
2010 Atl. vs. SF	0-0	9.00	1	1	0	0	0	4.0	5	4	4	1	0	1	5	0	0

Hanson's Major League Fielding Record

Year	Position	PCT	G	PO	A	E	TC	DP
2009	Pitcher	.933	21	12	16	2	30	1
2010	Pitcher	.930	34	15	25	3	43	3
Pitcher Totals		.932	55	27	41	5	73	4

Hanson's 2010 Season Recap

- In his first full season with the Major League Club went 10-11 with a 3.33 ERA over 34 starts. He compiled 173 strikeouts, compared to 56 walks.
- Was the Division Series Game 2 starter vs. SF. Lasted just 4.0 innings in his first career postseason start, allowing four earned runs on five hits, including a first-inning, two-out, three-run home run to Pat Burrell, but received the no decision as the team went on to win 5-4 in 11 innings. His 4.0-inning start marked his shortest start since 6/27 vs. DET.
- Led the Braves staff in strikeouts and tied for the team lead with Tim Hudson in games started (34). Was third on the staff with 10 wins.
- His 34 starts were tied for second-most in the Majors. Did lead the National League in hit batsman with 14.
- Ranked seventh among National League starting pitchers (min. 185 IP) in fewest homers allowed (14).
- Became the only Braves pitcher in the Atlanta era (since 1966) to make at least 30 starts and post an ERA of 3.50 (3.33) or better and still have a losing record (10-11). Hanson joined Warren Spahn (1952) and Denny Lemaster (1963) as the only three Braves pitchers to accomplish the feat since 1950.
- The Braves averaged just 2.3 runs while Hanson was still in the game and only 4.1 total runs in games in which he starts (13th lowest in the NL). Six times this season Hanson left the game with the Braves leading the game, only to see the lead evaporate and earn no decision.
- Went 2-6 with a 2.51 ERA in 16 starts after the All-Star break, compared to 8-5 with a 4.13 ERA in 18 starts before the All-Star break.
- Made five consecutive starts from 7/27-8/16 in which he has pitched at least six innings and allowed at most one earned run, yet went 0-2 with three no decisions in that span. According to the *Elias Sports Bureau*, Hanson is the first pitcher with a streak of five such starts to not earn a win in any of them since 1913 - the first season in which earned runs became an official stat in the AL and NL.
- Lost a career-high five consecutive games (spanning nine starts) from 7/16-8/27. During the five-game skid, he pitched at a 3.07 ERA, while receiving just 12 runs of support, for an average of 1.94 runs per game.

- Entered his start on 8/27 vs. FLA, with a 47.2 homerless innings pitched streak dating back to 7/16 vs. MIL (Ryan Braun, 3rd inning). Hanson gave up back-to-back homers to leadoff the 8/27 game, snapping the homerless streak.
- In 10 starts from 4/30-6/16, went 6-1 (the team record was 9-1) with a 3.79 ERA.
- Had a four-game winning streak, 5/26-6/16, a span of five starts. Pitched at a 2.03 ERA while holding opponents to a .206 batting average during the stretch.
- Surrendered a career-high four home runs in a 7-1 defeat on 8/27 vs. FLA.
- In the month of July, notched 29.2 innings while going 1-2 with a 2.43 ERA. He fanned 32 batters while walking only six.
- Suffered a tough-luck, rain-shortened, 5.0-inning, 1-0 loss to the Mets on 4/25 at NYM. The Mets scored one unearned, two-out run in the first inning on two singles, a stolen base and a Chipper Jones throwing error. The game was delayed due to inclement weather in the top of the sixth inning (one pitch was thrown) for 1:39 before it was eventually called.
- The 5.0-inning, rain-shortened loss on 4/25 at NYM was recorded as Tommy's first career complete game. He threw 93 pitches in 5.0 IP.

Hanson's Career Highlights

2009: Finished third in NL Rookie of the Year voting (2 first-place, 6 second-place and 9 third-place votes)...Was named to the Topps Major League Rookie All-Star team...Despite not making his Major League debut until June, ranked among NL rookie leaders in wins (3rd-11), starts (4th-21), strikeouts (2nd-116), and in innings pitched (4th-127.2)...His .733 winning percentage ranked fourth in the NL...His 2.89 ERA was the lowest ERA for a Braves rookie who made at least 20 starts since 1943, when Nate Andrews fashioned a 2.58 mark when the team was still in Boston...Made his Major League debut on 6/7 vs. MIL and earned a no decision (6.0 IP, 7 R, 6 ER, 5 K, 3 HR)...Won four straight starts before a ND on 7/4 at WSH. Allowed a solo HR to lead off the 7th, the HR snapped his 26-inning scoreless streak that dated to the third inning on 6/12. According to the Elias Sports Bureau, it was the longest streak for a Braves' rookie since Steve Bedrosian's 27-inning scoreless streak in 1982...His victory on 7/20 improved his career record to 5-0...Since the franchise moved to Atlanta in 1966, he was the second Braves pitcher to win his first five Major League decisions...With his eight scoreless innings on 9/9 at HOU and his seven scoreless innings on 9/15 vs. NYM, Tommy joined Pete Smith in 1988 and Paul Marak in 1990 as the only Braves rookies in the Atlanta era to pitch at least seven scoreless innings in two consecutive games, according to the *Elias Sports Bureau*...Won his fourth straight start on 8/22 vs. FLA...With the win, he joined Larry McWilliams (1978) as the only Braves rookies since 1900 with wins in nine of their first 11 decisions...On 7/20 vs. SF, struck out 11 batters in 7.0 IP, establishing an ATL rookie record for a single game...It was the most strikeouts in one game by a Braves rookie since 9/5/63 (Bob Sadowski, 12 vs. PIT)...Was named the NL Rookie of the Month for June (4-0, 2.48 ERA, .222 opponents BA in five starts)...Entered the 2009 season as the fourth-best prospect in all of baseball, according to *Baseball America*.

2008: Named recipient of the Phil Niekro Award, given annually to the top pitcher in the Braves' system...Was named to *Baseball America's* 2008 All-Star team...Was named the Best Pitching Prospect in the Carolina League by *Baseball America*...Was named the Braves' top prospect by *Baseball America*...Named the ninth overall prospect and second-best RHP by ESPN.com and 24th overall prospect by MLB.com...Became the first pitcher in the 17-year history of the Arizona Fall League to be named MVP when he won the pitching triple crown by going 5-0 with a 0.63 ERA in seven starts (29.0 IP, 49 K, .105 opp. avg.)...Named to the AFL All-Prospect Team and to the AFL Rising Stars team...Had a 19.1 IP scoreless stretch in the AFL and was named the week two player of the week...Among all full-season minor leaguers, he ranked first in opponents' batting average (.175), second in Ks/9 IP (10.63), fourth in strikeouts (163) and 12th in ERA (2.41)...Led Braves farmhands in opponents' avg. and strikeouts, tied for first in WHIP (0.99), ranked third in ERA among qualifying starters, ranked fifth in wins (11) and sixth in innings pitched (138.0)...Was Myrtle Beach's Pitcher of the Month for April, going 3-1 with a 0.79 ERA in six starts (34.0 IP, 3 ER, 42 K)...Was the starter for the American Division in the Southern League's mid-season Rising Stars Game...Was a four-time league Pitcher of the Week in two leagues (Carolina League Pitcher of the Week for the weeks ending 4/13 and 4/20 and was the Southern League's Pitcher of the Week for the weeks ending 6/29 and 8/10)...On 6/25, threw the first no-hitter in Mississippi Braves history and set a new personal best and team record by fanning 14 batters against Birmingham...Ranked second on the M-Braves in games started (18), tied for second in wins (8) and ranked third in innings pitched (98.0) and strikeouts (114).

2007: Following the season, *Baseball America* named him the best pitching prospect in the South Atlantic League, the ninth-best prospect in the Braves organization, the eighth-best prospect in the Carolina League and the 14th-best prospect in the Sally League...Earned Pitcher of the Year honors for Rome...Struck out an organization-high 154 batters in 133.0 IP and his 3.32 ERA ranked seventh among Braves minor league starters...Held opponents to a .216 batting average, sixth-best in the Atlanta farm system and also ranked ninth with a 1.22 WHIP...Was a Sally League All-Star...Earned organizational April Pitcher of the Month honors for Rome.

2006: *Baseball America* rated him as the fourth-best prospect in the Appalachian League...Also named to the *Baseball America* Rookie All-Star team...Finished second among Braves' starting pitchers with a 2.09 ERA and his 0.99 WHIP ranked sixth.

PERSONAL: Resides in Redlands, CA...Attended Riverside (CA) CC...Signed by Tom Battista.

Hanson's Career Transactions

- Selected by the Atlanta Braves in the 22nd round of the 2005 free agent draft; Signed on May 24, 2006.

Hanson's Season and Career Highs

2010 Season

Most IP: 8.0, twice, last: 5/10 at MIL
Low-Hit CG: 5, 4/25 at NYM
Most Runs Allowed: 9, 6/22 at CHW
Most ER Allowed: 9, 6/22 at CHW
Most Hits Allowed: 13, 6/22 at CHW
Most HRs Allowed: 4, 8/27 vs. FLA
Most Walks: 5, 5/26 at FLA
Most Strikeouts: 10, twice, last: 6/10 at ARI
10+ Strikeout Games: 2, last: 6/10 at ARI
Longest Winning Streak: 3 games, 5/26-6/5
Longest Losing Streak: 5 games, 7/16-8/27

Career

Most IP: 8.0, three times, last: 5/10/10 at MIL
Low-Hit CG: 5, 4/25/10 at NYM
Most Runs Allowed: 9, 6/22/10 at CHW
Most ER Allowed: 9, 6/22/10 at CHW
Most Hits Allowed: 13, 6/22/10 at CHW
Most HRs Allowed: 4, 8/27/10 vs. FLA
Most Walks: 5, three times, last: 5/26/10 at FLA
Most Strikeouts: 11, 7/20/09 vs. SF
10+ Strikeout Games: 3, last 6/10/10 at ARI
Longest Winning Streak: 5 games, 6/12-7/20
Longest Losing Streak: 5 games, 7/16-8/27/2010

Tommy Hanson - 2010 MLB Game-by-Game Results

Date	Opp.	Decision	IP	H	R	ER	BB	SO	HR	#P
Spring Totals			1-1, 2.45	18.1	17	7	5	5	19	1 ---
4/8	CHI	L, 2-0	5.1	4	2	2	3	7	2	100
4/14	at SD	W, 6-1	6.0	4	1	1	4	7	0	101
4/20	vs. PHI	ND, W 4-3 (10)	4.2	6	2	2	1	4	0	102
4/25	at NYM	L, 1-0 (5)	5.0	5	1	0	2	8	0	93
4/30	vs. HOU	W, 4-2	8.0	4	2	2	0	7	0	99
April Totals			2-2, 2.17	29.0	23	8	7	10	22	2 99
5/5	at WSH	ND, W 7-6 (10)	6.0	9	4	4	2	5	1	101
5/10	at MIL	W, 8-2	8.0	4	0	0	1	8	0	109
5/15	ARI	L, 11-1	7.0	7	5	5	0	10	1	106
5/20	CIN	ND, W 10-9	1.2	8	8	8	2	2	1	55
5/26	at FLA	W, 7-3	6.0	4	2	2	5	4	1	89
5/31	PHI	W, 9-3	6.2	3	1	1	3	2	0	107
May Totals			3-1, 5.09	35.1	35	20	20	13	31	4 95*
6/5	at LAD	W, 9-3	6.0	8	2	2	2	6	0	118
6/10	at ARI	ND, W 11-7	5.1	4	2	2	2	10	0	121
6/16	TB	W, 6-2	7.0	3	0	0	1	6	0	101
6/22	at CWS	L, 9-6	3.2	13	9	9	1	0	1	84
6/27	DET	L, 10-4	3.2	8	6	5	2	4	0	67
June Totals			2-2, 6.31	25.2	36	19	18	8	26	1 98*
7/3	FLA	W, 4-1	6.2	5	1	0	2	4	0	106
7/9	at NYM	ND, W 4-2	5.2	7	2	2	1	6	0	94
7/16	MIL	L, 9-3	5.0	6	4	3	1	5	1	84
7/21	SD	ND, L 6-4	6.1	6	2	2	2	5	0	106
7/27	at WSH	L, 3-0	6.0	6	3	1	0	8	0	88
July Totals			1-2, 2.43	29.2	30	12	8	6	32	1 96*
8/1	at CIN	L, 2-1	7.1	5	2	1	1	5	0	928/6
SF	ND, L 3-2 (11)		7.0	3	1	1	2	3	0	102
8/11	at HOU	ND, W 8-2	7.0	2	1	0	2	4	0	94
8/16	LAD	ND, W 4-3	7.0	5	1	1	1	3	0	109
8/21	at CHI	L, 5-4	5.0	7	5	4	4	4	0	94
8/27	FLA	L, 7-1	5.0	8	7	6	0	3	4	86
August Totals			0-3, 3.05	38.1	30	17	13	10	22	4 96*
9/1	NYM	W, 4-1	7.0	1	0	0	1	3	0	96
9/6	at PIT	L, 3-1	6.0	4	3	2	2	4	1	92
9/11	STL	ND, W 6-3	7.0	5	2	2	0	5	0	94
9/17	at NYM	W, 6-4	6.0	5	4	4	1	4	1	85
9/22	at PHI	ND, L 1-0	6.0	2	0	0	3	4	0	106
9/27	FLA	ND, W 2-1	7.2	5	1	1	0	3	0	100
10/2	PHI	ND, L 7-0	5.0	6	0	0	2	6	0	89
Sept./Oct. Totals			2-1, 1.81	44.2	28	10	9	9	29	2 95*
10/8	@ SF	ND, W 5-4	4.0	5	4	4	1	5	1	61

* Average Pitch Count



DIORY HERNANDEZ

FULL NAME: Diory Hernandez

BATS: Right

THROWS: Right

M.L. Service: 1.056

HEIGHT: 6-0

WEIGHT: 185

BORN: 4/8/84 in San Pedro de Macoris, DR

ACQUIRED: Signed by the Braves as a non-drafted free agent, August 2, 2002.

CONTRACT STATUS: Signed through 2011.

INFIELDER

24

Hernandez's Complete Record

Year	Club	AVG	G	AB	R	H	2B	3B	HR	RBI	SH	SF	HP	BB	SO	SB-CS	OBP	SLG	E
2003	GCL Braves	.221	54	190	26	42	9	2	1	12	1	1	4	14	24	2-4	.287	.305	11
2004	Rome	.271	90	306	40	83	20	1	3	38	2	5	1	26	67	7-4	.325	.373	28
2005	GCL Braves	.357	7	28	5	10	1	0	1	4	0	0	0	0	2	0-2	.357	.500	1
	Myrtle Beach	.253	73	265	30	67	15	1	5	30	4	5	8	18	53	5-5	.314	.374	5
2006	Myrtle Beach	.238	76	286	37	68	10	0	6	47	0	2	5	19	51	11-1	.295	.336	12
	GCL Braves	.267	8	30	6	8	1	0	1	2	0	0	2	3	5	0-0	.371	.400	4
2007	Myrtle Beach	.313	17	64	9	20	8	2	0	9	0	0	1	2	11	2-2	.343	.500	0
	Mississippi	.307	115	433	50	133	25	1	7	59	5	0	14	29	68	22-20	.370	.418	12
2008	Mississippi	.286	22	77	8	22	3	1	2	8	0	1	1	6	8	1-4	.341	.429	5
	Richmond	.288	120	459	46	132	23	3	5	53	4	5	2	20	73	7-5	.317	.383	16
2009	Gwinnett	.319	54	204	18	65	16	1	1	32	7	1	7	21	34	8-6	.399	.422	13
	Atlanta	.141	33	85	6	12	3	0	1	6	2	0	0	6	22	0-1	.198	.212	1
2010	Gwinnett	.319	30	116	13	37	7	2	0	17	0	1	1	4	21	3-1	.344	.414	4
	Atlanta	.111	20	9	5	1	0	0	1	1	1	0	0	0	4	0-0	.111	.444	0
Minor Totals		.279	666	2458	288	687	138	14	32	311	17	21	46	162	417	68-54	.333	.386	111
Major Totals		.138	53	94	11	13	3	0	2	7	3	0	0	6	26	0-1	.190	.234	1

Hernandez's Division Series Record

Year	Club, Opp.	AVG	G	AB	R	H	2B	3B	HR	RBI	SH	SF	HP	BB	SO	SB	CS	E
2010	Atl. vs. SF	.000	2	1	0	0	0	0	0	0	0	0	0	0	0	1	0	0

Hernandez's 2010 Season Recap

- Split time between Triple-A Gwinnett and Atlanta in an injury-shortened season.
- Opened the season on the 60-day disabled list due to left-shoulder rehabilitation. Underwent successful surgery on his left shoulder on 12/11/09. Placed on the 15-day disabled list on 3/26 (left shoulder rehabilitation); transferred to the 60-day DL on 5/15. Activated off the DL and was optioned to Gwinnett on 6/24.
- Recalled from Gwinnett on 8/2, marking his first time in '10 on the ML roster and remained with the Major League Club through the rest of the season.
- Made his first career postseason appearance, going 0-for-1 in Game 4 in his only at-bat in the Division Series. In Game 2, he entered the game in the 11th inning at third base of the Braves 5-4 win.
- Clubbed his first career pinch-home run with a solo blast to lead off the sixth inning on 8/17 vs. WSH. The PH-HR was his only hit this season with Atlanta.
- In 30 games with GWI, hit .319 (37-for-116) with seven doubles, two triples and 17 RBI.
- Hit safely in 12 consecutive contests, 6/21-7/6 with GWI: .377 (20-for-53) with eight RBI.
- Following the season, he played in 32 games for the Leones del Escogido of the Dominican Winter League (.294, 35-for-119, 7 2B, 2 HR, 13 RBI). He played 26 games at 3B, 3 in LF and 3 as DH.

Hernandez's Career Highlights

2009: Began the season with Triple-A Gwinnett and appeared in 29 games; at the time, was 3rd in the International League with a .355 batting average (39-for-110)...Recalled from Gwinnett (AAA) on 5/21 and made his MLB debut at SS in the 7th inning; he grounded out in the his first big league at-bat in the 8th inning...Collected his first two career hits in a 2-for-4 game on 5/24 vs. TOR...Made his first career start (SS) on 5/23 and had nine assists vs. TOR; he was the most assists by a Brave SS since R. Furcal on 9/15/02 at MON...Hit his first career home run off PHI's T. Walker in the fifth inning on 7/1...Returned to Gwinnett on 8/11 to finish the season...Ranked seventh among Braves farmhands with a .821 OPS...Appeared in 19 games for Leones del Escogido of the Dominican Winter League, hitting .222 (16-for-72) with 2 HR and 8 RBI, before injuring his left shoulder that ended his WL season.

2008: Began the season with Double-A Mississippi and was promoted to Richmond (AAA) on 4/26...Was third among Braves farmhands with 154 total hits and was ninth with a .287 combined batting avg...Had a sea-

son-high 12-game hitting streak during his first 12 Triple-A games from 4/26-5/7 (.467, 21-for-45, 5 2B, 1 HR and 6 RBI)...Was Richmond's Player of the Month in July, hitting .317 with five doubles, a triple, a homer, 16 RBI and 10 runs scored in 27 games...With Richmond, he played 52 games at second base, 37 games at third base and 31 games at shortstop...Had a season-high 4 RBI on 7/30 vs. Columbus...Played in 45 games for Leones del Escogido of the Dominican Winter League (.329, 51-for-155, 8 2B, 7 HR, 27 RBI) .

2007: Began the season with Myrtle Beach (A) and played in nine games before being promoted to Mississippi (AA) for the majority of the season on 4/13...He was briefly re-assigned from 5/12-19...Combined to hit .308 with 7 HR and 68 RBI between the two levels...Named the Mississippi Player of the Month for August (.339, 2 HR, 7 2B, 15 RBI, 6 SB)...Ranked third in the Braves' system in hits (153), tied for third in doubles (33), fifth in batting average (.308) and stolen bases (24), sixth in runs batted in (68) and ninth in OPS (.790)...Tied for fifth in the Southern League with a batting average of .307...Had a season-high 13-game hitting streak from 8/17-30 (.392, 20-for-51)...In the first two games of the series at WTN on 4/16-17, his second and third Double-A games, he went 6-for-7 (.857) with a double, a triple, two homers, four RBI, four runs scored, and a steal of home...Had an eight-game hitting streak from 4/24-5/2 during which he hit .433 (13-for-30)...During that stretch, he also had two hits in five consecutive games, 4/25-30.

2006: Played 76 of his 84 games at shortstop...Set a career-high with four RBI in a game four times during the season...Hit .333 (27-for-81) with 18 RBI in 21 July games...Batted .481 (13-for-27) at MB during a seven-game hitting streak, 7/9-17...Batted .210 (26-for-124) with three HR and 14 RBI in 36 games for Escogido of the Dominican Winter League.

2005: Matched a career-high four hits 8/31...Had a seven game hitting streak 8/20-26 (.308, 8-for-26).

2004: Hit .307 (35-for-114) with 10 doubles and 12 RBI in the final two months of the season.

2003: Went 2-for-3 with a homer and a season-high four RBI 5/24 at Frederick...Promoted from Class A Myrtle Beach to Double-A Greenville 6/20; went 7-for-27 (.259) in 10 games before being reassigned to Myrtle Beach 7/5...Joined Richmond (AAA) 8/2, going 1-for-6 in two games, and returned to Myrtle Beach 8/10.

PERSONAL: Resides in San Pedro de Macoris, Dominican Republic...Signed by Roberto Aquino.

Hernandez's Career Transactions

- Signed by the Atlanta Braves as a non-drafted free agent on August 2, 2002.
- On Atlanta disabled list (left shoulder anterior subluxation) March 26 to June 24, 2010; had successful surgery to repair his left shoulder by Dr. Xavier Duralde on 12/11/09.

Hernandez's Season and Career Highs

2010 Season

Most Runs: 1, five times, last: 9/5 at FLA

Most HRs: 1, 8/17 vs. WSH

Most RBI: 1, 8/17 vs. WSH

Career

Most Runs: 2, twice, last: 7/1/09 vs. PHI

Most Hits: 2, 5/24/09 vs. TOR

Most 2Bs: 1, 3 times, last: 7/10/09 at COL

Most HRs: 1, twice, last: 8/17/10 vs WSH

Most RBI: 2, 7/10/09 at COL

Most Walks: 2, 6/30/09 vs PHI

Longest Hitting Streak: 3 games, 7/10-7/12/09



JASON HEYWARD

FULL NAME: Jason A. Heyward

BATS: Left

THROWS: Left

M.L. Service: 1.000

HEIGHT: 6-5

WEIGHT: 240

BORN: 8/9/89 in Ridgewood, NJ

ACQUIRED: Selected by the Braves in the first round (14th overall) of the 2007 June free agent draft.

CONTRACT STATUS: Signed through 2011.

OUTFIELDER

22

Heyward's Complete Record

Year	Club	AVG	G	AB	R	H	2B	3B	HR	RBI	SH	SF	HP	BB	SO	SB-CS	OBP	SLG	E
2007	GCL Braves	.296	8	27	1	8	4	0	1	5	0	1	1	2	4	1-1	.355	.556	0
	Danville	.313	4	16	3	5	1	0	0	1	0	0	0	1	5	0-0	.353	.375	0
2008	Rome	.323	120	449	88	145	27	6	11	52	0	7	3	49	74	15-3	.388	.483	9
	Myrtle Beach	.182	7	22	3	4	2	0	0	4	0	1	0	2	4	0-0	.240	.273	0
2009	Myrtle Beach	.296	49	189	34	56	12	0	10	31	0	2	2	21	30	4-0	.369	.519	3
	Mississippi	.352	47	162	32	57	13	4	7	30	0	3	2	28	19	5-1	.446	.611	1
	Gwinnett	.364	3	11	3	4	0	0	0	2	0	0	0	2	2	1-0	.462	.364	0
2010	Atlanta	.277	142	520	83	144	29	5	18	72	0	2	10	91	128	11-6	.393	.496	6
Minor Totals		.318	238	876	164	279	59	10	29	125	0	14	8	105	138	26-5	.391	.508	13
Major Totals		.277	142	520	83	144	29	5	18	72	0	2	10	91	128	11-6	.393	.496	6

Heyward's Division Series Record

Year	Club, Opp.	AVG	G	AB	R	H	2B	3B	HR	RBI	SH	SF	HP	BB	SO	SB	CS	E
2010	Atl. vs. SF	.125	4	16	0	2	0	0	0	0	0	0	0	0	1	8	0	0

Heyward's Major League Fielding Record

Year	Position	PCT	G	PO	A	E	TC	DP
2010	Outfield	.976	140	235	5	6	246	1

Heyward's 2010 Season Recap

- Completed an impressive rookie campaign batting .277 with 18 home runs and 72 RBI in 142 games.
- Finished second in National League Rookie of the Year voting to SF's Buster Posey (Catcher). Heyward collected 107 total votes, including nine first-place votes, compared to Posey's 129 (20).
- Was named *Baseball America's* Rookie of the Year in the National League.
- Voted by the players as the Sporting News National League Rookie of the Year.
- Ranked first among Major League rookies in on-base percentage (.393), slugging percentage (.456) and walks (91). Was second in RBI (72), third in average (.277), hits (144) and extra-basehits (52) and tied for fifth in home runs (18).
- His 91 walks tied for fourth in the NL and were tied for eighth in the majors.
- Played in four Division Series games vs. SF, going 2-for-16 (.125) with eight strikeouts. His two hits, both singles, came in Game 4 off Madison Bumgarner.
- In his first season in the majors was selected to the NL All-Star team as a starter, but a left thumb injury kept him out of the game.
- Hit a three-run home run his first major league plate appearance, becoming the sixth player in Atlanta history and the 11th player in franchise history to hit a home run in his ML debut. He is just the sixth player in franchise history to homer in his first career plate appearance joining Bob Horner (1978), Jermaine Dye (1996), Marty Malloy (1998), Jeff Francoeur (2005) and Jordan Schafer (2009).
- At the young age of 20, Heyward became the youngest player to hit a home run in his first major league at-bat since 1950, when CIN's Ted Tappe, then 19, belted a pinch-hit home run at Ebbets Field. The youngest player to ever accomplish the feat was Whitey Lockman of the New York Giants, whose first at-bat home run came 20 days before his 19th birthday in 1945.

Early Impact

Braves who homered in their Major League debut:

Player	Year
Joe Harrington	1895 - BOS
Johnny Bates	1906 - BOS
Joe Mack	1945 - BOS
Sam Jethroe	1950 - BOS
Chuck Tanner	1955 - MIL
Bob Horner	1978 - ATL
Jermaine Dye	1996 - ATL
Marty Malloy	1998 - ATL
Jeff Francoeur	2005 - ATL
Jordan Schafer	2009 - ATL
Jason Heyward	2010 - ATL

- Became just the second Braves rookie to make his MLB debut in the opening day starting lineup since 1981 (OF Jordan Schafer in 2009).
- Placed on the 15-day disabled list on 6/27 with a deep bone bruise in his left thumb; activated off the DL on 7/15.
- Suffered a left thumb injury in mid-May that eventually landed on the DL in late June. Excluding the six weeks from 5/14-7/15 in which Heyward played through the injury, he hit .301 (109-for-362) in 102 games with 22 doubles, two triples, 15 home runs and 55 RBI while posting a .420 on-base percentage for the season.
- Batted .302 (80-for-265) from 7/15 (activated off DL) through the end of the season. Also, reached base safely in 37 of the final 40 contests of the year.
- Drilled a solo home run on 8/9 vs. HOU, his 21st birthday, to become just the sixth player since 1900 have hit a home run on their birthday at age 21 or younger joining Buddy Lewis (1936), Aramis Ramirez (1998), Frank Robinson (1956) and Alex Rodriguez (1996) and Ted Williams (1939).
- Had back-to-back-to-back homer games, 4/29-5/1.
- Garnered NL Rookie of the Month honors for May after leading all rookies with six HRs and 19 RBI, and finishing tied for ninth in the majors in RBI. He also posted a .520 slugging percentage and a .360 on-base percentage.
- Was also named NL Rookie of the Month for April to become the first rookie since CHI's Geovany Soto in 2008 (April/August) to win the award twice in a season, and the first since MIL's Ryan Braun in 2007 (June/July) to win the award in consecutive months. Heyward led all rookies with three 3B, 19 RBI, 19 R and three SB. He also tied for first with four HR and 16 BB while pacing NL rookies with a .337 batting average.

Heyward's Career Highlights

2009: Entered 2010 ranked as the #1 overall prospect by *Baseball America*, MLB.com and ESPN.com...Following a remarkable season in which he hit .323/17/63 at three minor league stops, earned *Baseball America's* Minor League Player of the Year award...*Baseball America* also tabbed him as the #1 Braves prospect, the #1 prospect in the Southern League and Carolina League, as well as the Double-A "Best Batting Prospect" and the Class A "Most Exciting Player..."Recipient of the Hank Aaron Award, given annually to the top offensive player in the Braves organization...Ranked in the top 10 in the organization in many offensive categories including second in runs (69), third in average (.323), home runs (17) and OPS (.966), sixth in hits (117) and RBI (63) and tied for seventh in doubles (25)...Participated in the 2009 Futures Game in St. Louis and went 1-for-2...Played in 99 games due to a nagging oblique injury suffered in late May...Was selected to the Carolina League All-Star team...Did not participate in the game due to oblique injury...Collected 34 hits, including 11 doubles, three home runs, 19 RBI, 14 walks and posted a 1.230 OPS in 22 July contests en route to being named the Braves organization Mississippi Player of the Month...Earned Carolina League Player of the Week honors for the week ending 5/18: 6-for-23 (.261), 3 HR, 5 RBI...Began the season at Myrtle Beach (A) and reached base in 42-of-49 contests, including 16 multi-hit games...Received promotion to Mississippi (AA) on 7/4 and at the time of his promotion carried a nine-game hitting streak to MS where he would extend it to 13 games (.365, 19-for-52 with four doubles and 14 RBI)...Continued his trend of reaching base safely at MS, where he logged a .446 OBP and a 1.057 OPS...Made a late-season appearance on the Triple-A Gwinnett roster, 9/5-7...Matched his career high with four-hit performance, 7/16 vs. HVL...Was limited to four games (.286, 4-for-14, 3 2B, 1 RBI) with the Peoria Saguaros of the Arizona Fall League due to a hamstring gluteal strain.

2008: Entered the 2009 as the fifth-best prospect in all of baseball, according to *Baseball America*...In just his second professional season, Heyward proved to be a standout by being named the Rome Braves (A) Player of the Year by the organization...Named by *Baseball America* to numerous accolades: South Atlantic League's Most Outstanding Prospect, Minor League All-Star, Mid- and Post-Season All-Star, Low-Class A All-Star, SAL's Top Batting Prospect and Most Exciting Player...Ranked by *Baseball America* as the Braves' second-best prospect...Named MLB.com's third-best overall prospect...ESPN.com named him the best corner outfield prospect in all of the minor leagues and also named him the top Atlanta prospect and third-overall minor-league prospect...Ranked third in the SAL with a .323 batting average, ranked fourth with a .388 on-base pct., ranked fifth in runs scored (88) and sixth in OPS (.874)...Tied for tops in the Braves minor-league system with a .316 batting average, tied for second with 91 runs, tied for fifth with 29 doubles, ranked fifth with 149 hits, ranked sixth with an .854 OPS and tied for sixth with six triples...Promoted to Myrtle Beach (A) on 8/25 where he hit .182 (4-for-22) with 4 RBI in seven games...Finished in the top three on the R-Braves in nine major offensive categories...Named Rome's April Player of the Month, hitting .330 (33-for-100) with 3 HR, 16 RBI and 7 SB in 26 games...Hit over .300 in every month except for July at Rome: April (.330), May (.345), June (.315), July (.250), August (.386)...Had a season-high 11 game hitting streak from 5/7-19 (.386 with 5 2B and 2 HR)...Had 42 multi-hit games with Rome, including two four-hit games (4/20 vs. SAV and 5/27 at HIC)...While with Rome he hit .351 (33-for-94) off LHP with 4 HR and .315 (112-for-355) with 7 HR vs. RHP...Had a season-high 5 RBI to go with three hits and a home run on 6/30 vs. Columbus.

2007: *Baseball America* listed him as the second-best prospect in the Braves organization...Hit a combined .302 with one home run and six RBI in 12 games between GCL Braves and Danville (R)...Hit a solo home run in first professional game.

PERSONAL: Resides in Atlanta, GA...Attended Henry County (GA) High School...Signed by Brian Bridges.

Heyward's Career Transactions

- Selected by the Atlanta Braves in the first round (14th overall) of the 2007 June free agent draft.
- On disabled list June 29 to July 15, 2010 (deep bone bruise of the left thumb).

Heyward's Season and Career Highs

2010 Season

Most Runs: 4, 8/22 at CHI
Most Hits: 4, three times, last: 9/1 vs. NYM
Most 2Bs: 3, 7/30 at CIN
Most 3Bs: 1, five times, last: 10/03 vs. PHI
Most HRs: 2, 8/22 at CHI
Most RBI: 4, three times, last: 8/30 vs. NYM
Most Walks: 2, 21 times, last: 9/29 vs. FLA
Most SBs: 1, 11 times, last: 10/3 vs. PHI
Longest Hitting Streak: 10 games, 9/3-9/12/10

Career

Most Runs: 4, 8/22/10 at CHI
Most Hits: 4, three times, last: 9/1/10 vs. NYM
Most 2Bs: 3, 7/30/10 at CIN
Most 3Bs: 1, five times, last: 10/03/10 vs. PHI
Most HRs: 2, 8/22/10 at CHI
Most RBI: 4, three times, last: 8/30/10 vs. NYM
Most Walks: 2, 21 times, last: 9/29/10 vs. FLA
Most SBs: 1, 11 times, last: 10/3/10 vs. PHI
Longest Hitting Streak: 10 games, 9/3-9/12/10

BRANDON HICKS



FULL NAME: Brandon Ryan Hicks

BATS: Right

THROWS: Right

M.L. Service: 0.067

HEIGHT: 6-2

WEIGHT: 200

BORN: 9/14/85 in Houston, TX

ACQUIRED: Selected by the Braves in the third round of the 2007 June free agent draft.

CONTRACT STATUS: Signed through 2011.

INFIELDER

23

Hicks' Complete Record

Year	Club	AVG	G	AB	R	H	2B	3B	HR	RBI	SH	SF	HP	BB	SO	SB-CS	OBP	SLG	E
2007	Danville	.224	18	58	14	13	3	1	3	13	1	1	2	12	18	1-2	.370	.466	2
	Rome	.313	37	128	26	40	11	0	4	15	0	1	1	27	26	5-3	.433	.492	6
2008	Myrtle Beach	.234	93	342	68	80	23	2	19	56	3	2	8	45	122	14-3	.335	.480	18
	Mississippi	.241	16	54	9	13	3	1	1	7	1	1	1	7	17	0-0	.333	.389	1
2009	Mississippi	.237	128	464	63	110	25	4	10	48	8	4	5	53	131	17-1	.319	.373	28
2010	Gwinnett	.211	77	261	27	55	9	1	7	22	1	0	5	20	74	10-6	.280	.333	20
	Atlanta	.000	16	5	7	0	0	0	0	0	0	0	0	1	2	0-0	.167	.000	0
Minor Totals		.238	369	1307	207	311	74	9	44	161	14	9	22	164	388	47-15	.331	.409	75
Major Totals		.000	16	5	7	0	0	0	0	0	0	0	0	1	2	0-0	.167	.000	0

Hicks' 2010 Season Recap

- Shortstop spent first season with Triple-A Gwinnett, batting .211 with nine doubles, seven home runs and 22 RBI in 77 contests. Also swiped 10 bases.
- Made first appearance on Major League roster when he had his contract purchased on 5/4 to replace the injured SS Yunel Escobar.
- Appeared on the Major League roster five different times: contract purchased 5/4, optioned 5/15; recalled 6/12, optioned 7/15; recalled 8/13, optioned 8/17, recalled 8/18, optioned 8/19 and recalled 9/20.
- Appeared in 16 games for the Braves, including 10 as a pinch-runner. Defensively he played in five contests (2-SS, 2 3B, 1 2B).
- Made his Major League debut on 5/5 at Washington by pinch running for Troy Glaus in the top of the 10th inning; he scored the go-ahead run that won the game.
- Had a season-high five hits on 5/25 at Indianapolis and a season-high three RBI 4/24 at Durham.
- Had his season cut short due to a fractured right index finger suffered on 8/20. Underwent successful surgery on his right index finger performed by Dr. Gary Laurie on 8/25 in Atlanta. Was recalled from GWI on 9/20 and placed on the 60-day disabled; activated off DL on 11/9.

Hicks' Career Highlights

2009: Played first full season at Double-A Mississippi, where he led the team with 10 home runs, 25 doubles and 464 at-bats, and ranked second in RBI (48) and hits (110)...His 25 doubles ranked tied for seventh-most in the Braves

organization, while his 10 HR were eighth-most and his 110 hits were tied for ninth...Following the season, *Baseball America* rated him the 18th-best prospect in the Atlanta organization...Tabbed by *Baseball America* as being the "Best Defensive Infielder" and as having the "Best Infield Arm" among all Braves minor leaguers...Was successful on 17-of-18 stolen base attempts, which tied for seventh-most in the organization...Ranked fifth among Braves farmhands with 63 runs...Hit .288 (30-for-104) vs. lefties and .222 (80-for-360) vs. righties...Matched his career high with a two-home run performance 8/25 at CHA...Batted .310 (27-for-87) with five doubles, one triple, one home run, 11 RBI and seven stolen bases in 23 contests for the Peoria Saguaros of the Arizona Fall League.


2008: Was promoted to Mississippi (AA) from Myrtle Beach on 7/31 and reassigned to Myrtle Beach on 8/17...Played 16 games at Mississippi and hit .241 with 1 HR and 7 RBI...Was named the Best Defensive Shortstop and the 13th-best prospect in the Carolina League by *Baseball America*...Was a Carolina League All-Star and named a CL mid-season and post-season All-Star by *Baseball America*...*Baseball America* ranked him the best defensive shortstop in the CL and the best infield arm in Atlanta's system...Ranked fourth in the organization with 20 HR, tied for fifth with 77 runs scored and ranked ninth with 63 RBI...Was named CL Hitter of the Week for the week ending 4/27...Had a season-best 11-game hitting streak from 6/7-18 (.372, 2 HR, 8 RBI).

2007: Opened the season with Danville (R) and was promoted to Single-A Rome in July...Batted .395 over an 11-game hitting streak, 7/11-22, that included games at Danville and Rome...Named the eighth-best prospect in the Appalachian League by *Baseball America* following the season...Hit .188 (13-for-69) with three doubles, two home runs and eight RBI in 19 contests for the Peoria Javelinas of the Arizona Fall League.

PERSONAL: Resides in Pasadena, CA...Attended Texas A&M University...Signed by John Barron.

Hicks' Career Transactions

- Selected by the Atlanta Braves in the third round of the 2007 June free agent draft.
- On Atlanta Braves 60-day disabled list from September 20 to November 9; had successful surgery on his right index finger (fracture) performed by Dr. Gary Laurie in Atlanta, GA on August 25, 2010.



ERIC HINSKE

FULL NAME: Eric Scott Hinske

BATS: Left **THROWS:** Right

M.L. Service: 9.000

HEIGHT: 6-2 **WEIGHT:** 235

BORN: 8/5/77 in Menasha, WI

ACQUIRED: Signed by the Braves as a free agent on January 12, 2010.

CONTRACT STATUS: Signed through 2011.

INFIELDER/OUTFIELDER

20

Hinske's Complete Record

Year	Club	AVG	G	AB	R	H	2B	3B	HR	RBI	SH	SF	HP	BB	SO	SB-CS	OBP	SLG	E
1998	Williamsport	.298	68	248	46	74	20	0	9	57	0	4	2	35	61	19-3	.384	.488	2
	Rockford	.450	6	20	8	9	4	0	1	4	0	1	0	5	6	1-0	.538	.800	2
1999	Daytona	.297	130	445	76	132	28	6	19	79	1	5	5	62	90	16-10	.385	.515	22
	Iowa	.267	4	15	3	4	0	1	1	2	0	0	0	1	4	0-0	.313	.600	1
2000	West Tenn	.259	131	436	76	113	21	9	20	73	0	3	3	78	133	14-5	.373	.486	28
2001	Sacramento	.282	121	436	71	123	27	1	25	79	2	2	10	54	113	20-7	.373	.521	17
2002	Toronto	.279	151	566	99	158	38	2	24	84	0	5	2	77	138	13-1	.365	.481	20
2003	Toronto	.243	124	449	74	109	45	3	12	63	0	5	1	59	104	12-2	.329	.437	22
	Syracuse#	.500	2	8	2	4	1	0	1	2	0	0	0	0	0	0-0	.500	1.000	0
2004	Toronto	.246	155	570	66	140	23	3	15	69	0	6	4	54	109	12-8	.312	.375	8
2005	Toronto	.262	147	477	79	125	31	2	15	68	0	6	8	46	121	8-4	.333	.430	7
2006	Toronto	.264	78	197	35	52	9	2	12	29	0	0	0	27	49	1-1	.353	.513	0
	Boston	.288	31	80	8	23	8	0	1	5	0	0	0	8	30	1-1	.352	.425	1
2007	Boston	.204	84	186	25	38	12	3	6	21	0	1	3	28	54	3-0	.317	.398	3
2008	Tampa Bay	.247	133	381	59	94	21	1	20	60	0	1	3	47	88	10-3	.333	.465	3
2009	Pittsburgh	.255	54	106	18	27	9	0	1	11	0	0	3	17	27	0-0	.373	.368	0
	New York-AL	.226	39	84	13	19	3	0	7	14	0	2	2	10	25	1-0	.316	.512	0
2010	Atlanta	.256	131	281	38	72	21	1	11	51	0	3	3	33	75	0-0	.338	.456	2
Minor Totals		.285	462	1608	282	459	101	17	76	296	3	15	20	235	407	70-25	.380	.511	72
A.L. Totals		.254	942	2990	458	758	190	16	112	413	0	26	23	356	718	61-20	.335	.440	66
N.L. Totals		.256	185	387	56	99	30	1	12	62	0	3	6	50	102	0-0	.348	.432	2
Major Totals		.254	1127	3377	514	857	220	17	124	475	0	29	29	406	820	61-20	.336	.439	66

Bold indicates led league; # Injury rehabilitation assignment.

Hinske's Division Series Record

Year	Club, Opp.	AVG	G	AB	R	H	2B	3B	HR	RBI	SH	SF	HP	BB	SO	SB	CS	E
2007	Bos. vs. LAA	.000	1	1	0	0	0	0	0	0	0	0	0	0	1	0	0	0
2010	Atl. vs. SF	.333	4	3	1	1	0	0	1	2	0	0	0	1	1	0	0	0
D.S Totals		.250	5	4	1	1	0	0	1	2	0	0	0	1	2	0	0	0

Hinske's League Championship Series Record

Year	Club, Opp.	AVG	G	AB	R	H	2B	3B	HR	RBI	SH	SF	HP	BB	SO	SB	CS	E
2007	Bos. vs. Cle.	.000	1	0	1	0	0	0	0	0	0	0	0	0	0	0	0	0

Hinske's World Series Record

Year	Club, Opp.	AVG	G	AB	R	H	2B	3B	HR	RBI	SH	SF	HP	BB	SO	SB	CS	E
2007	Bos. vs. Col.	.000	1	1	0	0	0	0	0	0	0	0	0	0	1	0	0	0
2008	TB vs. Phi.	.500	2	2	1	1	0	0	1	1	0	0	0	0	1	0	0	0
2009	NY Yankees vs. Phi.	.000	1	0	1	0	0	0	0	0	0	0	0	1	0	0	0	0
W.S. Totals		.333	4	3	2	1	0	0	1	1	0	0	0	1	2	0	0	0

Hinske's Major League Fielding Record

Year	Position	PCT	G	PO	A	E	TC	DP
2002	Third Base	.946	148	103	245	20	368	14
2003	Third Base	.930	124	80	214	22	316	13
2004	Third Base	.978	153	107	242	8	357	23
2005	First Base	.993	100	868	69	7	944	77
2006	Right Field	1.000	40	51	3	0	54	1
	First Base	.991	16	106	5	1	112	10
	Third Base	1.000	10	3	14	0	17	1
2007	Left Field	1.000	6	5	0	0	5	0
	First Base	.989	43	256	22	3	281	25
	Left Field	1.000	24	26	1	0	27	0
2008	Right Field	1.000	12	16	0	0	16	0
	Right Field	.989	49	88	2	1	91	0
	Left Field	.979	40	45	2	1	48	0
2009	First Base	.989	11	78	8	1	87	11
	Third Base	1.000	8	1	6	0	7	0
	Right Field	1.000	35	55	3	0	58	0
2010	Third Base	1.000	13	3	6	0	9	0
	First Base	1.000	6	39	3	0	42	4
	Left Field	1.000	2	7	0	0	7	0
2010	First Base	.995	32	179	10	1	190	15
	Third Base	1.000	1	0	2	0	2	0
	Outfield	.985	50	65	0	1	66	0
Third Base Totals		.954	457	297	729	50	1076	51
Outfield Totals		.992	256	358	11	3	372	1
First Base Totals		.992	208	1526	117	13	1656	142

Hinske's Career Recap

- Over his 10-year major league career has played for six different teams and owns a .254 (857-for-3377) career average with 220 doubles, 124 home runs and 475 RBI.
- Is a .268 (40-149) career pinch-hitter with five home runs, 26 RBI and a .376 on-base percentage.
- Appeared in three consecutive World Series, 2007-09, on the winning side in 2007 (BOS) and 2009 (NY Yankees).
- Made his fourth career postseason appearance in 2010. In 10 career postseason games he batted .286 (2-for-7) with two homers and three RBI.
- Has played defensively at four different positions, including first base, third base, left field and right field.

Hinske's 2010 Season Recap

- In his first season as a Braves, hit .256 with 11 home runs and 51 RBI in 131 games.
- Made his fourth-career postseason appearance. Played in each of the four Division Series games, going 1-for-3 with one walk in four pinch-hit appearances.
- Made 69 starts, most coming in LF (50); also 1B (18) and DH (1).
- Posted a .389 pinch-hit on-base percentage.
- Batted .313 (31-for-99) with four home runs and 25 RBI in the seventh inning or later.
- Tied for the team lead (with Brook Conrad) with three pinch-HRs: 5/23 at PIT, 7/17 vs. MIL and 9/28 vs. FLA.

- Tied for the major-league-lead (with teammate Brooks Conrad) with 12 pinch-RBI.
- Ranked third in the majors among pinch-hitters (minimum 45 at-bats) with a .298 average.
- Drilled his fifth-career pinch-home run in the 7th inning on 9/28 vs. FLA, a two-run shot, to give the Braves a 3-1 lead.
- Batted .246 (64-for-260) against right-handed pitchers and .381 in 21 at-bats vs. left-handers.
- Signed a one-year contract for the 2011 season, with a Club option for 2012, on 12/2/10.

Hinske's Career Highlights

2009: Hit a combined .242 (46-for-190) with eight home runs and 25 RBI between Pittsburgh and New York (AL)...Made his first National League appearance by hitting a pinch-hit double on 4/6 at STL...Hit .255 (27-for-106) with one home run and 11 RBI before his 6/29 trade to New York (AL)...On 7/11 at LAA, he recorded his first two-home run game since 7/24/06 at SEA.

2008: Attended spring training as a non-roster invitee with Tampa Bay...Was the club's Opening Day starter in right field...Went 10-for-13 in stolen base attempts - his most steals since 2004 (12) and swiped third base four times...Homered on Opening Day at Baltimore on 3/31...Made first of four starts at third base on 4/4 at New York (AL), his first start at the hot corner since 7/22/06...Fell a single shy of hitting for the cycle on 4/22 vs. Toronto (game played at Disney's Wide World of Sports Complex in Orlando)...Hit career homer #100 on 7/29; a solo shot off Roy Halladay at Toronto...Became club's primary left fielder when Carl Crawford was placed on the disabled list on 8/10...Homered and stole a base in his final regular season game on 9/28 at Detroit, giving him 20 home runs and 10 steals - just the fifth Tampa Bay player to reach those levels in the same season (B.J. Upton in 2007, Jose Cruz Jr. in 2004, Greg Vaughn in 2001 and Gerald Williams in 2000)...Did not make an appearance in the ALDS vs. Chicago nor the ALCS vs. Boston...Was activated prior to Game 4 of the World Series (10/26) and homered off righty Joe Blanton as a pinch hitter in the 5th inning...Struck out as a pinch hitter in Game 5 on 10/27.

2007: Tied career high in triples...Made 14 appearances as a pinch hitter and went 2-for-11 with a double and three walks...Made post-season debut in Game 3 of Division Series against Angels, pinch hitting for David Ortiz in 9th inning...Pinch-ran and scored a run in Game 6 of Boston's 12-2 win over Cleveland in the ALCS.

2006: Hit .271 with 13 home runs and 34 RBI in 109 combined games between Toronto and Boston...Made a total of 40 appearances in right field, 16 at first base, 10 at third base and six in left field...Played outfield for the first time in his Major League career and did not make an error (59 total chances)...Was traded to Boston on 8/17...Made debut with Red Sox in game one of a doubleheader vs. New York (AL) on 8/18 and doubled in each of his first three at bats...Finished season with a 10-game hitting streak (13-for-29, .448).

2005: Made 100 defensive appearances at first base and went 36-for-114 (.316) with eight home runs and 14 RBI in 47 games as DH...Ranked second on club in doubles and runs scored...Connected off Chris Spurling for second career pinch-hit home run on 8/19 at Detroit...Recorded 500th career hit on 8/21 at Detroit - a single off Sean Douglass.

2004: Established career highs in games played and at-bats...Led AL third basemen with a .987 fielding percentage and finished third in the voting for Gold Glove at that position...Made one error in his first 76 games and committed a total of eight errors at the hot corner, down from 22 in 2003...Knocked in career-high five runs on 6/12 vs. Arizona...Compiled career-best 16-game hitting streak from 6/28 thru 7/18, batting .409 with a homer and seven RBI...Connected off Carlos Almanzar for first career pinch-hit home run on 9/11 at Texas.

2003: Established career high in doubles and ranked fifth in the AL...Had 41% of his hits land for doubles (45-of-109), marking the highest percentage by a player (min. of 100 hits) in the modern era...Led Toronto in stolen bases and was caught just twice (12-of-14)...Was on the disabled list (5/24 to 6/26) with a broken bone in his left hand...Spent two games (6/24-25) with Syracuse (AAA) on a rehab assignment...Connected off Travis Driskill for first career grand slam on 7/4 at Baltimore.

2002: Named AL Rookie-of-the-Year in his first year with Toronto...Became second Blue Jay to win the award (Alfredo Griffin was a co-winner in 1979)...Was named Rookie-of-the-Year by *The Sporting News* and the *Players Association*...Was selected to the Topps Rookie All-Star team...Set club rookie records in runs, doubles, home runs, RBI, walks, total bases (272) and extra-base hits (64)...His 24 home runs were the most by an AL rookie since N. Garciaparra hit 30 in 1997...Led all Major League rookies in homers, runs, hits, doubles and multi-hit games (48)...Tied for 10th among AL leaders in doubles...Made Major League debut on Opening Day (4/1 at Boston) and tallied RBI-single off P. Martinez in second at bat...Connected off Ramiro Mendoza for first big league home run on 4/20 at Yankee Stadium...Swiped first career base on 4/25 at Texas...Recorded first multi-homer game on 6/4 at Tampa Bay...Was named AL Rookie-of-the-Month for June after hitting .338 with six home runs and 15 RBI...Participated in MLB All-Star tour of Japan in November.

2001: Spent his only season in the Oakland organization...Led Sacramento in home runs, doubles, RBI and stolen bases...Was acquired from Chicago (NL) on 3/28...Tallied 31 RBI in 29 games during the month of August...Participated in the Arizona Fall League and batted .300 with eight home runs and 28 RBI in 36 games with Phoenix...Also played with Hermosillo in the Mexican Winter League and hit .385 with three homers and seven RBI in eight games.

2000: Led Southern League in triples...Ranked second in walks, fourth in home runs and fifth in slugging percentage (.486)...Made 115 appearances at third base, six at first base, four in left field and two in right field...Hit six home runs in an eight-game stretch from 7/3-13...Played with Mesa of the Arizona Fall League.

1999: Was named to Florida State League mid-season and post-season All-Star squads...Hit for the cycle on 7/24 vs. Fort Myers...Made 60 appearances at third base, 57 at first base, four in left field and two in right field while playing with Daytona...Was promoted to Triple-A Iowa to complete the season.

1998: Was named to New York-Penn League All-Star team during first professional season...Ranked second in the league in RBI and fifth in home runs and extra-base hits (29).

PERSONAL: Resides in Scottsdale, AZ with his wife Kathryn and daughter Ava (8/8/07)...Is a 1995 graduate of Menasha (WI) High School, where he lettered in baseball, basketball and football...Was all-state in baseball...Attended the University of Arkansas and played baseball for three seasons while majoring in special education...Signed by Brian Milner (Cubs).

Hinske's Career Transactions

- Selected by the Chicago Cubs in the 17th round of the 1998 June free agent draft.
- Acquired by the Oakland Athletics from the Chicago White Sox in exchange for infielder Miguel Cairo and the rights to pitcher Scott Chiasson on March 28, 2001.
- Acquired by the Toronto Blue Jays along with pitcher Justin Miller from the Oakland Athletics in exchange for pitcher Billy Koch on December 7, 2001.
- On Toronto disabled list (broken bone in left hand) from May 24, 2003 to June 26, 2003; included rehabilitation assignment to Syracuse (AAA).
- Acquired by the Boston Red Sox from the Toronto Blue Jays in exchange for cash considerations on August 17, 2006.
- On Boston bereavement list from August 6, 2007 to August 10, 2007.
- Signed by the Tampa Bay Rays as a minor league free agent on February 7, 2008.
- Signed by the Pittsburgh Pirates as a free agent on January 30, 2009.
- Acquired by the New York Yankees along with cash considerations from the Pittsburgh Pirates in exchange for pitcher Casey Erickson and outfielder Eric Fryer on June 29, 2009.
- Signed by the Atlanta Braves as a free agent on January 12, 2010.

Hinske's Season & Career Highs

2010 Season

Most Runs: 2, three, last: 8/22 at CHI
Most Hits: 3, 5/17 vs. NYM
Most 2Bs: 2, twice, last: 6/13 at MIN
Most 3Bs: 1, 4/5 vs. CHI
Most HRs: 1, 11 times, last: 9/28 vs. FLA
Most RBI: 4, 5/16 vs. ARI
Most Walks: 2, five times, last: 8/7 vs. SF
Most SBs: None
Longest Hitting Streak: 6 games, 5/11-17

Career

Most Runs: 3, 10 times, last: 8/10/08 at SEA
Most Hits: 4, six times, last: 7/3/04 at MON
Most 2Bs: 3, four times, last: 8/18/06 vs. NYY
Most 3Bs: 1, 17 times, last: 4/5/10 vs. CHI
Most HRs: 2, seven times, last: 7/11/09 at LAA
Most RBI: 5, 6/12/04 vs. ARI
Most Walks: 4, 6/14/09 vs. DET
Most SBs: 2, 4/22/05 vs. BAL
Longest Hitting Streak: 16, 6/28-7/18/04





TIM HUDSON

FULL NAME: Timothy Adam Hudson

BATS: Right **THROWS:** Right

M.L. Service: 11.119

HEIGHT: 6-1 **WEIGHT:** 174

BORN: 7/14/75 in Columbus, GA

ACQUIRED: From the Oakland A's in exchange for RHP Juan Cruz, LHP Dan Meyer and OF Charles Thomas on December 16, 2004.

CONTRACT STATUS: Signed through 2012, with club option for 2013.

PITCHER

15

Hudson's Complete Record

Year	Club	W-L	ERA	G	GS	CG	SHO	SV	IP	H	R	ER	HR	HB	BB	SO	WP	BK
1997	Southern Oregon	3-1	2.51	8	4	0	0	0	28.2	12	8	8	0	1	15	37	3	2
1998	Modesto	4-0	1.67	8	5	0	0	0	37.2	19	10	7	0	2	18	48	2	1
	Huntsville	10-9	4.54	22	22	2	0	0	134.2	136	84	68	13	13	71	104	13	1
1999	Midland	3-0	0.50	3	3	0	0	0	18.0	9	1	1	0	0	3	18	0	0
	Vancouver	4-0	2.20	8	8	0	0	0	49.0	38	16	12	2	1	21	61	2	0
	Oakland	11-2	3.23	21	21	1	0	0	136.1	121	56	49	8	4	62	132	6	0
2000	Oakland	20-6	4.14	32	32	2	2	0	202.1	169	100	93	24	7	82	169	7	0
2001	Oakland	18-9	3.37	35	35	3	0	0	235.0	216	100	88	20	6	71	181	9	1
2002	Oakland	15-9	2.98	34	34	4	2	0	238.1	237	87	79	19	8	62	152	7	1
2003	Oakland	16-7	2.70	34	34	3	2	0	240.0	197	84	72	15	10	61	162	6	0
2004	Oakland	12-6	3.53	27	27	3	2	0	188.2	194	82	74	8	12	44	103	4	1
	Sacramento#	0-0	6.00	1	1	0	0	0	3.0	2	2	2	0	1	2	3	2	0
2005	Atlanta	14-9	3.52	29	29	2	0	0	192.0	194	79	75	20	9	65	115	4	0
2006	Atlanta	13-12	4.86	35	35	2	1	0	218.1	235	129	118	25	9	79	141	7	0
2007	Atlanta	16-10	3.33	34	34	1	1	0	224.1	221	87	83	10	8	53	132	5	2
2008	Atlanta	11-7	3.17	23	22	1	1	0	142.0	125	53	50	11	2	40	85	3	1
2009	Myrtle Beach#	0-1	5.79	2	2	0	0	0	4.2	5	3	3	0	0	2	3	0	0
	Gwinnett#	1-0	3.38	4	4	0	0	0	18.2	24	7	7	0	0	2	11	0	0
	Atlanta	2-1	3.61	7	7	0	0	0	42.1	49	17	17	4	0	13	30	0	0
2010	Atlanta	17-9	2.83	34	34	1	0	0	228.2	189	74	72	20	9	74	139	5	0
	Minor Totals	25-11	3.30	56	49	2	0	0	294.1	245	131	108	15	18	134	285	22	4
	A.L. Totals	92-39	3.30	183	183	16	8	0	1240.2	1134	509	455	94	47	382	899	39	3
	Atlanta Totals	73-48	3.57	162	161	7	3	0	1047.2	1013	439	415	90	37	324	642	24	3
	Major Totals	165-87	3.42	345	344	23		0	2288.1	2147	948	870	184	84	706	1541	63	6

Bold indicates led league; #Injury rehabilitation assignment.

Hudson's Division Series Record

Year	Club, Opp.	W-L	ERA	G	GS	CG	SHO	SV	IP	H	R	ER	HR	HB	BB	SO	WP	BK
2000	Oak. vs. NYY	0-1	3.38	1	1	1	0	0	8.0	6	4	3	0	0	4	5	0	0
2001	Oak. vs. NYY	1-0	0.93	2	1	0	0	0	9.2	8	1	1	1	0	1	5	0	0
2002	Oak. vs. Min.	0-1	6.23	2	2	0	0	0	8.2	13	11	6	2	1	4	8	1	0
2003	Oak. vs. Bos.	0-0	3.52	2	2	0	0	0	7.2	10	3	3	2	0	1	6	0	0
2005	Atl. vs. Hou.	0-1	5.27	2	2	0	0	0	13.2	13	8	8	0	1	6	8	0	0
2010	Atl. vs. SF	0-0	0.00	1	1	0	0	0	7.0	4	1	0	0	0	4	5	0	0
	D.S. Totals	1-3	3.46	10	9	1	0	0	54.2	54	28	21	5	2	70	37	1	0

Hudson's All-Star Game Record

Year	Club, Site	W-L	ERA	G	GS	CG	SHO	SV	IP	H	R	ER	HR	HB	BB	SO	WP	BK
2000	A.L., Atl.	0-0	0.00	1	0	0	0	0	1.0	0	0	0	0	0	0	1	0	0
2004	A.L., Hou.																	
2010																		

Injured - Did Not Pitch

Did Not Play

Hudson's Major League Fielding Record

Year	Position	PCT	G	PO	A	E	TC	DP
1999	Pitcher	.970	21	11	21	1	33	3
2000	Pitcher	.895	32	14	20	4	38	1
2001	Pitcher	.928	35	21	43	5	69	3
2002	Pitcher	1.000	34	26	27	0	53	2
2003	Pitcher	.974	34	20	54	2	76	1
2004	Pitcher	.980	27	22	26	1	49	3
2005	Pitcher	.984	29	27	36	1	64	4
2006	Pitcher	1.000	35	17	30	0	47	2
2007	Pitcher	1.000	34	27	43	0	70	2
2008	Pitcher	.967	23	7	22	1	30	2
2009	Pitcher	1.000	7	3	4	0	7	1
2010	Pitcher	.961	34	17	57	3	77	2
Pitcher Totals		.971	345	212	384	18	614	26

Hudson's Major League Batting Record

Year	Club	AVG	G	AB	R	H	2B	3B	HR	RBI	SH	SF	HP	BB	SO	SB	CS	E
2010	Atlanta	.195	35	77	4	15	4	0	0	4	8	0	0	0	21	0	0	0
Major Totals		.175	351	360	22	63	12	1	1	27	38	0	0	13	107	0	0	0

Last Home Run: 9/12/09 at STL (off Kyle Lohse).

Hudson's Career Recap

- Completed his 13th Major League season and 16th professional campaign in 2010.
- Underwent "Tommy John" surgery in August of 2008; returned from surgery in September of 2009.
- Tim has never had a losing season as a professional pitcher.
- With a 165-87 (.655) lifetime mark, he ranks tied for 12th in career winning pct. among pitchers with at least 200 decisions and third among active pitchers (R. Halladay is 169-86, .663; J Santana is 133-69, .658).
- Owns a 139-24 record in games in which his team has scored four or more runs. His record is 130-5 in starts in which he has received support of four or more runs while he is still in the game.
- Has a career record of 113-2 (with 24 no-decisions) when given a lead of three or more runs. Won 73 consecutive decisions in those games from 8/23/00 to 8/20/07.
- Has gone 7.0 or more innings in 193 of his 344 career starts (56%). Is 122-25 with a 1.91 ERA in games in which he has pitched seven or more innings, and his team is 147-46 in those games.
- Is 40-23 with a 3.32 ERA in 82 career starts at Turner Field.

Hudson's 2010 Season Recap

- Completed his first full season since 2007 leading the Club with 17 wins, 228.2 innings pitched and 25 "quality starts." He finished second on the staff in strikeouts (139).
- Named the 2010 National League Comeback Player of the Year. He underwent "Tommy John" surgery on 8/8/08 and made just seven starts in 2009.
- Was the recipient of the 2010 Hutch Award for his outstanding community service.
- Finished first in the majors with a 75.2 ground ball percentage.
- Ranked ninth in the majors with a 2.83 ERA and tied for fourth in "quality starts." His 17 wins tied for fourth in the NL, he was seventh in home ERA (2.48), and ninth in opponents' batting average (.229).
- Went 7-0 with a 2.17 ERA in nine daytime starts, compared to 10-9 with a 3.25 ERA in 16 starts at night.
- 20 of his 34 starts were 7.0 IP or more and he made five starts of 8.0 IP.
- Started Game 3 of the Division Series at Turner Field. Held SF to one run (zero earned) on four hits through 7.0 IP. Hudson exited the game down 1-0 and did not receive a decision in the Braves 3-2 defeat to the Giants.
- His 17 wins were the most he recorded since winning 18 in 2001.
- Posted an 11-5 record with a 2.48 ERA in 18 home starts and went 6-4 with a 3.25 ERA away from Turner Field.
- Was named the National League Pitcher of the Month for August. Over six starts, he went 4-0 with a 1.71 ERA. The Braves won five of his six starts, as he posted 35 strikeouts over 42.0 innings pitched.
- Eclipsed the 1,500 career strikeout mark in his outing on 8/28 vs. FLA by striking out the first two batters (Cameron Maybin and Logan Morrison) of the game.
- From 7/22-8/13, won each of his five starts (0.49 ERA) while posting at least 6.0 IP and allowing no more than one run in any of his games. According to the *Elias Sports Bureau*, Hudson became only the second pitcher in Braves history to have five straight starts of that nature. Al Javery last turned the trick back in 1942.
- Posted two separate five-game winning streaks. The first was from 5/1-6/1, when he pitched at a 1.77 ERA while holding opponents to a .201 clip during the seven-start span. The second dated from 7/22 to 8/28.
- Went 4-0 in six May starts. His 1.59 ERA in May ranked tied fifth in the majors and tied fourth in the NL. He ranked tied fourth in the NL in wins and his .199 opponents' batting average was seventh in the NL.
- Was named to his third career All-Star team and first as a National Leaguer, but did not appear in the game.

Hudson's Career Highlights

2009: On 11/12/09, agreed to terms on a three-year contract extension through 2012, with a Club option for 2013...On 9/1 at FLA, started and won for the first time since 7/23/08 (and since having "Tommy John" surgery on 8/8/08). He allowed six hits, three in the first inning, in the 4-3 win...Four of his seven starts were "quality starts..."Hit his first career home run on 9/12 at STL off Kyle Lohse. Earned a no decision in the Braves' 7-6 win...He allowed a season-high 10 hits and four runs in 5.0 innings...Suffered his only loss in a 9-4 defeat vs. PHI on 9/18. Hudson posted a "quality start," however was beat by the long ball as R. Howard hit two home runs...The two HRs allowed by Hudson were the most he's allowed since giving up two 6/28/08 at TOR...Posted his second win with a Braves' 5-2 victory over the New York Mets on 9/23...Struck out a season-high seven batters in his final start of the season on 10/4 vs. WSH (no decision)...Won both of his decisions on the road...Made six rehabilitation starts, four with Triple-A Gwinnett and two with High-A Myrtle Beach, from 7/19 to 8/23...Went 1-0 with a 3.38 ERA (18.2 IP/7 ER) in four starts with the Gwinnett Braves from 7/27 to 8/23...In two starts (7/19 and 7/23) for Myrtle Beach, was 0-1 with a 5.79 ERA.

2008: Posted his lowest ERA (3.17) since 2003, but his season was cut short due to injury, he still won 11 games, his 10th consecutive season of at least 10 wins (dating back to 1999)...Went on the disabled list 7/27 to the end of the season and had successful "Tommy John" surgery performed on his right elbow by Dr. James Andrews in Pensacola, FL, on 8/8...His nine first-half victories tied for the second-most (10 in 2000) he's recorded pre-All-Star break in his career and his 21 GS are the most he's made in the first half...Won his ninth game of the season in his 300th career start on 7/4 vs. HOU and allowed one run on four hits in 7.0 IP...Made his first career regular season relief appearance 7/13 at SD (1.0 IP) after making 300 career starts...Threw seven scoreless innings en route to earning his eighth win of the season in the Braves' 8-3 victory over Seattle on 6/22. It was his first scoreless outing since his CG on 5/2 vs. CIN and it was the first time he had not allowed an earned run in a contest since 5/12 (at PIT; G2)...Allowed just one run in 6.2 IP on 6/12 at CHI and left with a 2-1 lead, but the bullpen failed to hold, giving him his third ND in four starts...Suffered a 6-2 loss at CIN on 6/1 when he gave up two HR in a game for the third time in four starts and was removed from the game after facing one batter due to a strained left hamstring...Recorded back-to-back multi-home run games for just the third time in his career on 5/17 and 5/22; he gave up two HRs in back-to-back games in Aug./Sept. 2005 and in Aug./Sept. 2006...Fired his first complete game and shutout of the season on 5/2 vs. CIN, allowing just three hits and walking none...He recorded 10 strikeouts in the first six innings, his 10th career 10+ strikeout game; it was his 22nd CG and 11th career shutout, both coming 9/16/07 at WSH...He became the first Brave since John Smoltz on 9/6/98 vs. NYM to have 10+ strikeouts in a CG without issuing a walk...Got a ND after allowing two runs on three hits and an errant pickoff throw in the first inning of the season opener at WSH on Opening Night (3/30), but did not allow another baserunner over the next six innings in the 3-2 loss. It was his fifth Opening Day start (1-0, 2.79 ERA).

2007: Went 16-10 with a 3.33 ERA, his best marks since going 16-7 with a 2.70 ERA for Oakland in 2003...Atlanta won 13 of his last 18 games and went 22-12 in his starts...Led the team with 34 starts...Notched 224.1 innings, marking the sixth time in the last eight seasons he has reached 200 IP...Allowed only 10 home runs and his ratio of 0.40 HRs allowed per 9 IP was 2nd in the Majors to LAD's B. Penny (0.39)...The bullpen blew three games in which he was in line for the win...Went 8-6, 3.58 in 17 home starts and 8-4, 3.09 in 17 road games...Was 8-5 with a 3.08 ERA after the A.S. break...Went 8-5, 3.54 before the break...Tied for 5th in NL in wins (16), ranked third in IP (224.1) and seventh in ERA (3.33)...Had the most total chances fielding without making an error than any pitcher in baseball (70 TC)...Ranked

Most Wins - Last 11 Years

2000-2010

1. Roy Halladay	160-79
2. Andy Pettitte	159-92
3. CC Sabathia	157-88
4. TIM HUDSON	154-85
5. Roy Oswalt	150-83
6. Jamie Moyer	149-103
7. Mark Buehrle	148-110
8. DEREK LOWE	146-111
9. Randy Johnson	143-78
10. Barry Zito	142-120

Most IP - Last 11 Years

2000-2010

1. Livan Hernandez	2413.0
2. Javier Vazquez	2320.1
3. Mark Buehrle	2271.1
4. Barry Zito	2198.1
5. TIM HUDSON	2152.0
6. Roy Halladay	2134.0
7. CC Sabathia	2127.0
8. Jamie Moyer	2092.0
9. Jeff Suppan	2067.0
10. Kevin Millwood	2051.1

Best ERA - Last 11 Years

2000-2010 (Min. 2,000 IP)

1. Roy Oswalt	3.18
2. Roy Halladay	3.29
3. TIM HUDSON	3.43
4. CC Sabathia	3.57
5. DEREK LOWE	3.83
6. Mark Buehrle	3.85
7. Andy Pettitte	3.86
Barry Zito	3.86
9. Javier Vazquez	4.07
10. Jamie Moyer	4.26

Fewest HR/9 IP - Last 11 Yrs

2000-2010 (Min. 2,000 IP)

1. TIM HUDSON	0.74
DEREK LOWE	0.74
Roy Halladay	0.74
4. Roy Oswalt	0.77
5. CC Sabathia	0.80
Andy Pettitte	0.80
7. Barry Zito	0.95
8. Livan Hernandez	0.99
9. Mark Buehrle	1.00
10. Kevin Millwood	1.01

fourth in the NL with 25 quality starts and has gone 7+ innings in 21 of his 34 outings this season...Did well with extra rest, going 6-1 with a 1.59 ERA in seven starts on five-days rest and 1-0 with a 0.64 ERA in two starts with six-or-more-days rest, while going 9-9 with a 4.12 ERA in 25 games on regular rest...Posted his 21st career CG and 10th career shutout with a 3-0 win at WSH on 9/16...Allowed two homers for the first time in 32 starts (since 9/13/06 vs. PHI)...Had a nine-game winning streak (the longest in the NL in '07) snapped at STL on 8/25...Held a 3-0 lead in the fifth inning, but the Cards plated five runs on six hits, it marked just his second career loss (first since 2000) when holding a lead of three or more runs...Won 14-4 at CIN on 8/20, but had his five-game hitting streak (6-for-12, 4 RBI) snapped; his hitting streak tied for the third-longest for a Braves' pitcher since 1957, and trailed only Tony Cloninger's eight-game streak in 1965 and Ron Reed's six-gamer in 1972...Earned his fourth straight win 8/15 vs. SF in a 6-3 win. Barry Bonds' HR in the sixth inning snapped a 66-inning homerless stretch for Tim, dating back to Boston's David Ortiz in the fourth inning on 6/19 at Atlanta...Was forced to leave his start on 6/9 vs. CHI after taking a Jacque Jones liner off his left shin; X-rays were negative...Took a line drive off his left wrist (off the bat of Josh Bard) to lead off the inning...He finished the inning, and x-rays were taken after he came out of the game (negative)...Pitched with a heavy heart on 4/30 vs. PHI, following the deaths the previous morning of his grandmother and his friend and former Auburn (1997) teammate Josh Hancock...Went 8.0 innings and left with the score tied 2-2...Was named the Bank of America NL Player of the Week for the week ending 4/15 (2-0, 0.64 ERA, in two starts).

2006: Went 13-12 with a career-high 4.86 ERA...The Braves went 21-14 in his 35 starts...He tied John Smoltz for the team lead in starts...Notched 218.1 innings, marking the fifth time in the last seven seasons he has reached 200 IP...Took a ND on 9/17 vs. FLA despite allowing just one run on three hits in seven innings without walking a batter; it was his third start on three days' rest (2-0, 2.61 ERA, 20.2 IP, 6 ER)...Won his fourth straight decision on 9/8 vs. CHI, allowing only one earned run (four total) in 6.0 IP while fanning seven...Took the loss on 7/29 vs. NYM when he allowed a career-high tying nine runs (fifth time, last: 5/30/03 at KC) in 5.2 IP...Lost four consecutive starts from 6/16-7/1, allowing 19 ER in 21.2 IP (7.89 ERA) with 14 walks, matching his longest career losing streak (5/4-19/02)...His 48.1 IP for May led the NL...Tossed 8.0 shutout innings and threw a season-high 122 pitches while fanning five batters and allowing six hits and three walks...Fanned a season-best 10 on 5/16 vs. FLA...Tossed his ninth career shutout - his first as a Brave - and his second career one-hitter in a 2-0 win over COL on 5/1...Allowed the game's only hit on a third-inning single by Rockies pitcher Jason Jennings...Threw his first CG of the season and 19th of his career on 4/19 at NYM, outdueling Tom Glavine 2-1, and allowed just three hits and a ninth-inning run...Made his fourth career Opening Day start on 4/3 at LA, pitching 4.0 innings in which he allowed five runs on six hits.

2005: Had a successful first season with the Braves, despite missing 28 team games with a strained left oblique muscle...Went 14-9 with a 3.52 ERA and managed to work 192 innings in his 29 starts...Came to Atlanta via trade from Oakland on 12/16/04...On 3/1/05, he signed a four-year contract extension through 2009 with a club option for 2010...The Braves were 16-12 in his starts (one blown save), with five of the 12 team losses by one run...Earned a 4-2 win in his Braves debut at FLA on 4/7, going 5.0 innings and allowing just one run on six hits...Collected his first hit of the season with an RBI-single off A.J. Burnett in the fourth inning...Matched up with Roger Clemens in a masterpiece at HOU on 4/18, as the Braves won 1-0 in 12 innings (Ryan Langerhans HR)...Pitched 9.0 scoreless innings, allowing just four hits and one walk while fanning nine...Made his first career regular-season appearance on three days' rest on 5/24 and posted a 4-0 win over NYM...Tossed 8.0 shutout innings and allowed six hits and two walks while fanning three batters...Suffered his fifth loss at TEX on 6/13, as he struggled through 2.2 innings with a strained left oblique muscle...Was placed on the disabled list on 6/16, retroactive to 6/14, with a strained left oblique muscle...Was activated from the DL on 7/16 and made his first start since 6/13...Pitched 6.0 shutout innings, allowing just five hits and no walks in the 3-0 win...Threw only 62 pitches and also collected his second career double - his first extra-base hit since 6/14/02 at SF...Recorded his 100th career win with an 8-1 decision at St. Louis on 8/6, allowing just one first-inning run in 7.0 innings of work...His 100th win came in his 202nd career start...According to the Elias Sports Bureau, he became just the sixth pitcher since 1970 to notch his 100th win in 202 or fewer games; the last was Andy Pettitte, in his 196th game on 9/24/2000...The others to do it since 1970: Tom Seaver (186th game) on 5/11/72, Dwight Gooden (173rd) on 6/19/89, Roger Clemens (182nd) on 5/9/90 and Mike Mussina (178th) on 6/30/97...Pitched six solid innings vs. SF on 8/11 before allowing three runs in the seventh and suffering a 5-3 loss...Had 10 strikeouts for his seventh career double-digit strikeout game (first since 2001)...Threw his first complete game of the year on 8/22 at CHI, allowing two runs on seven hits while tying his season high with 119 pitches...Allowed two solo home runs in a CG 5-2 victory at MIL on 8/28...Fanned four batters and walked none in his 9.0 innings...His 8/22 and 8/28 outings marked the first back-to-back CG (and back-to-back nine-inning games) in his career...His strikeout of Tom Glavine in the sixth inning was the 1,000th of his career on 9/7 vs. NYM...Logged his 14th win vs. COL on 9/27 - the night Atlanta clinched its 14th straight division title.

2005 POSTSEASON HIGHLIGHTS: Division Series (Hou.): Started Game 1 in Atlanta and gave up five runs on seven hits and five walks in 6.2 IP in a 10-5 loss...Started the finale in Game 4 in Houston and left with a 5-1 lead after allowing three runs in seven innings (BB, 5 K) before the bullpen allowed four runs in the bottom of the eighth and one in the ninth in a 7-6 Astros' win in 18 innings.

2004: Went 12-6 with a 3.53 ERA in just 27 starts as he spent over a month of the season on the disabled list with a strained left oblique muscle...Was named to his second AL All-Star team but did not pitch, as he was

on the DL...His ERA was the second highest of his career (4.14 in 2000) but it was fifth lowest in the AL in 2004...His wins and starts were second fewest to his 11 wins in 21 starts during his rookie campaign of 1999...Had career lows in walks (44) and strikeouts (103) and allowed a career-high .267 opp. batting average...The A's were 15-12 in his starting assignments...Had run support of 4.63 -- the lowest figure of his career and 10th lowest in the A.L. in 2004...Ranked fifth in the AL in ERA...Tied for the lead in shutouts (2), tied for fourth in winning percentage (.667) and tied for fifth in complete games (3)...Tied with teammate Rich Harden for the second lowest opponents slugging percentage (.366) in the AL, tied for the third fewest pitches per inning (14.6) and had the sixth fewest walks per nine innings (2.10)...Allowed just eight home runs in 188.2 innings, an average of 0.38 per nine innings which was the lowest in the Majors in 2004 and the third lowest ever by an OAK pitcher...His eight home runs were the fewest ever by an OAK pitcher with a minimum of 162.0 innings pitched...Tied for sixth in the AL with a career-high 12 hit batters...Was 7-3 with a 2.98 ERA (36 ER in 108.2 IP) over his first 15 starts of the year when he was placed on the 15-day disabled list retroactive to 6/23 with a left oblique strain...Was reinstated from the DL on 8/7 and went 5-3 with a 4.28 ERA (38 ER in 80.0 IP) in 12 starts following his return...Made his third career Opening Day start on 4/5 against TEX...Tossed just 86 pitches in a complete game four-hitter in the A's 2-1 win on 4/10 against SEA...Had a career-high 21.1 inning scoreless streak from 4/10 to 4/21...Induced SEA to ground into five double plays on 4/21, the most by an A's pitcher since the statistic became available in 1974; also hit three batters in that game, tying the OAK single-game record...Hit three batters again on 6/11 against PIT...Had a 13-start, 96.1-inning and 402-batter homerless streak snapped on 9/3 at TOR when Carlos Delgado homered to lead off the second inning; It was his first home run allowed since 5/8 vs. MIN (Jacque Jones).

2003: Compiled a career-best 2.70 ERA and tossed a career-high 240.0 innings but was just 16-7 in 34 starting assignments...Had a 2.64 ERA (23 ER in 78.1 IP) in 11 no decisions and the A's went 10-1 those games...Six of the no decisions came in extra-inning games...Left with the lead in four of his no decisions only to have Foulke blow the save all four times...Left with the score tied in four of his other no decisions...The A's were 26-8 in his starting assignments...Had run support of 3.25 (43 R in 118.2 IP) in his seven losses and 11 no decisions and 8.01 (108 R in 121.1 IP) in his 16 wins...Tied for the AL lead in shutouts (2), ranked second in ERA, third in innings, tied for fifth in games started, tied for seventh in complete games (3), tied for eighth in wins, ninth in winning percentage (.696) and 10th in strikeouts (162)...Led the A's in wins, ERA, innings and strikeouts and tied for the lead in shutouts...Allowed a career-low .308 opponents slugging percentage, which was the lowest in the AL and second lowest in the Majors (Webb-ARI, .307)...Yielded just 15 home runs for an average of 0.56 per nine innings which was second lowest in the AL (Martínez BOS, 7 HR in 186.2 IP, 0.34 per nine innings)...Ranked third in the AL in opponent batting average (.223) and fourth in opponents on-base percentage (.280) and both of those figures were career lows...Led Major League pitchers with 76 total chances...Ranked third in the AL in home ERA and ninth in home wins...Was second in the AL in ERA (2.69) after the break and tied for third in wins (9)...Tossed seven or more innings in 24 of his 34 starts, allowed two runs or fewer 20 times, walked two batters or fewer 25 times and did not allow a home run 22 times...Made his second career opening day start on 4/1 and tossed eight shutout innings in the A's 5-0 win over SEA...Walked a career-high-tying six batters on 4/6 against ANA...Took the loss on 4/11 at ANA, snapping his winning streak at a career high tying nine games dating back to 8/3/02...Joined Barry Zito as the only two pitchers in OAK history with two winning streaks of nine or more games...Allowed a career-high-tying nine runs on 5/30 at KC...Had a 47-game (80 chances) errorless streak snapped on 6/4 at FLA...Had a then-career-best 20.0 inning scoreless streak, 7/17-27...Went 5-0 with a 1.62 ERA and .178 opponents batting average in six starts in August...It marked the third time he won five games in a month (also Aug. 2002 and Sept. 2000)...Had one of the best outings of his career on 8/11 in Oakland when he needed just 93 pitches to toss a two-hit, 2-0 complete game shutout against BOS and Pedro Martínez.

2003 POSTSEASON HIGHLIGHTS: Division Series (Bos.): Made two starts and had two no-decisions and a 3.52 ERA...Had a no decision in Game 1, a 5-4 A's win in 12 innings (6.2 IP, 10 H, 3 R, 3 ER, 1 BB, 5 SO)...Lasted just one inning in Game 4 at Boston, a 5-4 A's loss, as he left after retiring the side in order in the first inning with a left oblique strain; It was his shortest outing ever.

2002: Compiled a then-career-best 2.98 ERA, which ranked sixth in the AL...Went 15-9 with 10 no decisions in his 34 starting assignments...Left with the lead in eight of his no decisions but the bullpen blew the save each time...In his nine losses, the A's scored just 13 runs in his 60.0 innings pitched, an average of 1.95 runs per nine innings...Had career bests in complete games (4) and most hits allowed (237) and tied his bests in shutouts (2) and losses (9)...In addition to ranking sixth in the AL ERA, he also tied for second in games started and shutouts, third in innings (238.1) and hits allowed, tied for fourth in complete games (4), fifth in home runs per nine innings (0.72), seventh in opponents average with runners in scoring position (.230) and ninth in strikeouts (152)...The 237 hits allowed were the most by an A's pitcher since Dave Stewart allowed 245 in 1991...Opponents grounded into 35 double plays, which was the most in the Majors and the most by an A's pitcher since Vida Blue also had 35 in 1974...Went 12-3 with a 2.25 ERA over his final 23 starts, including 9-2 with a 2.42 ERA in 15 starts after the All-Star Break...Had the third-lowest ERA in the AL after the break and the wins tied for sixth...Finished the regular season with an eight-game winning streak...Did not commit an error in 53 total chances, the most by an AL pitcher without an error and the second most chances in Oakland history by a pitcher without an error (Rick Langford, 62 in 1979)...Picked up his 50th career win in the A's 6-5 victory at SEA on 4/7...It came in his 90th career start making him the third fastest Athletic to reach

50 wins (Rube Waddell, 79; Eddie Plank, 89)...Allowed a career-high-tying nine runs on 5/4 at CWS...Matched his career high by allowing 12 hits on 6/4 against SEA...Was 5-0 with a 1.80 ERA in six August starts...Tied for the AL lead in wins in August and ranked third in ERA...Tossed his second shutout of the season on 9/14, a four-hitter in the A's 1-0 win over SEA...Also defeated Anaheim earlier in the week on 9/9 and earned AL Co-Player of the Week honors for the week ending 9/15.

2002 POSTSEASON HIGHLIGHTS: Division Series (Min.): Made two postseason starts and was 0-1 with a 6.23 ERA...Had a no decision in the A's 7-5 loss in Game 1 and was the losing pitcher in the A's 11-2 loss in Game 4, allowing seven runs, two earned, in 3.1 innings.

2001: Tied for fourth in the AL with 18 wins...Made 35 starts which tied teammate Barry Zito for the AL lead...Struck out 181 which ranked sixth in the AL...Ranked second in the AL in innings (235.0), fifth in ERA (3.37) and tied for ninth in complete games (3)...The starts and strikeouts were career highs...Led the A's in innings pitched...Allowed a .245 opponents batting average which broke down to .256 against lefthanders and .232 against righthanders...His mark against righthanders was sixth lowest in the AL...Ranked fourth in the AL in opponents slugging (.350) and ninth in opponents on-base percentage (.303)...Was third in opponents on-base percentage leading off an inning (.267)...His night ERA was the best in the AL...Won 11 games on the road which ranked second in the AL (Sabathia 13)...Allowed just 20 home runs for an average of 0.77 home runs per nine innings which was eighth in the AL...Had a five-game winning streak from 5/9 to 6/12 (1.97 ERA) and, after losing consecutive starts on 6/17 and 6/22, he put together another five-game winning streak from 6/27 to 7/23 (2.11 ERA)...Went 12-3 with a 2.18 ERA over a 19 start stretch from 5/3 to 8/8...Tossed seven or more innings in 18 of his 35 regular season starts, allowed five hits or fewer 17 times, allowed two runs or fewer 22 times and walked one batter or fewer 18 times...The A's went 6-2 in his no decisions and were 24-11 in his starting assignments...Made his first Opening Day start, becoming the ninth different pitcher in the last nine years to start an opener for the A's...Extended his regular-season winning streak to eight games dating back to 2000 on 4/7 against ANA...Struck out a career-high-tying 11 against the Angels, a feat he later matched on 6/22 against TEX...Allowed a two-out home run to Troy Glaus in the fourth inning of his start against the Angels, his first home run allowed since 8/23/00 (Jim Thome), a streak of 65.2 innings and 259 batters...Tossed a complete-game eight hitter in the A's 5-1 win at ARI on 7/7...Extended his scoreless streak to 17.2 innings before Jay Bell had a two-out RBI double in the bottom of the ninth...Walked Chad Kreuter in the sixth inning on 7/13 against LA, snapping a string of 22.2 innings and 80 batters without a walk.

2001 POSTSEASON HIGHLIGHTS: Division Series (NYY): Made two appearances, including his first career relief appearance, and was 1-0 with a 0.93 ERA...Combined with J. Iseringhausen on a seven-hit shutout in the A's 2-0 win at New York in Game 2 (8.0 IP, 6 H, 1 BB, 3 K)...Relieved Mulder in the fifth inning of Game 5 in NY with the A's trailing 4-3 and allowed a solo home run to Justice in 1.2 innings (2 H, 1 R, 1 ER, 2 K).

2000: Became the seventh 20-game winner in Oakland history (15th time) by winning the A's final game of the season, the AL West Division clinching 3-0 win over TEX on 10/1...Tied TOR's David Wells for the AL lead with 20 wins and was one of four 20-game winners in the Majors...Was named to his first AL All-Star team and finished second in the AL Cy Young balloting to Pedro Martinez...Became the first OAK pitcher to win 20 games since Bob Welch (27-6) and Dave Stewart (22-11) in 1990...Was the first OAK 20-game winner that was drafted by the A's since Mike Norris went 22-9 in 1980...Led the Majors with a .769 winning percentage...Had a 21-4 career record after his first 25 decisions...According to the Elias Sports Bureau, he was the fifth starting pitcher in history to post a 21-4 record over his first 25 decisions, joining King Cole (1909-10), Whitey Ford (1950, 53), Vida Blue (1969-71) and Juan Guzman (1991-92)...Ranked second in the AL with a .227 opponents batting average, tied for second with two shutouts, eighth with 169 strikeouts and 7.5 strikeouts per nine innings and ninth with a 4.14 ERA...Had the second-best run support in the AL as the A's averaged 7.34 runs per nine innings for him...Went 12-1 with a 3.63 ERA and .195 opponents batting average in 17 starts in OAK...Led AL pitchers in home wins and was seventh in home ERA...Had a career-best nine-game winning streak from 4/25 to 7/2 (3.40 ERA) which tied for the longest in the Majors in 2000...Took a no-hitter into the seventh inning on 4/4 against DET before Clark doubled with one out...Lasted just 1.2 innings in his third start on 4/15 at BOS...Lasted just 2.1 innings on 4/20 at CLE as he was removed after being hit in the chest by a Roberto Alomar line drive in the third inning; suffered a right chest contusion but did not miss a turn...Became the first A's pitcher to have 10 wins by the All-Star Break since 1992 (Mike Moore, 10-7)...Made his first All-Star Game appearance on 7/11 at ATL and retired the side in order in the eighth inning...Had his nine-game winning streak snapped on 7/21 in the A's 12-3 loss to ANA when he yielded a career-high-tying nine runs on a career-high 12 hits...Began his season-ending seven-game winning streak by tossing his first career shutout, a one-hitter in the A's 3-0 win over CWS on 8/28...Posted a 1.16 ERA during the seven-game winning streak...Tossed his second shutout in three starts, a two-hitter in the A's 10-0 win over TB on 9/9...Ended up going 5-0 with a 1.69 ERA in five September starts and was named American League Pitcher of the Month...Finished the season with a seven-game winning streak.

2000 POSTSEASON HIGHLIGHTS: Division Series (NYY): He lost his only start, tossing a complete-game six-hitter in the A's 4-2 loss in Game 3 at Yankee Stadium.

1999: Was named AL Rookie Pitcher of the Year by *Sporting News* and finished fifth in the BBWAA Rookie of the Year balloting...Selected from Triple-A Vancouver on 6/7 and led the team with 132 strikeouts in 21 starts with the A's...Was second on the club in wins...His .846 won-loss percentage was the best ever by an Oakland rookie...Led all AL rookies in ERA (min. 100 IP) and won-loss percentage (min. 10 decisions), Ranked second

in strikeouts and tied for second in wins...Averaged 8.71 strikeouts per nine innings...Became OAK's first 10-game winner that was drafted by the A's since Curt Young (4th round, 1981) went 11-8 in 1988...Made his Major League debut on 6/8 at SD and had a no decision in the A's 5-3 loss...Struck out an A's season-high 11 batters in just 5.0 innings, setting an OAK record for strikeouts in a Major League debut; fell one short of the franchise record and AL record of 12 set by Elmer Myers of the Philadelphia A's on 10/6/15...The 11 strikeouts tied the Oakland rookie record set by Rick Langford on 8/13/77 at BAL and matched by Willie Adams on 7/26/96 at TOR; also walked and singled in his first two plate appearances...Recorded his first Major League win in his second start, a 9-3 victory over LA on 6/13 (7.0 IP, 7 H, 2 R, 1 ER, 2 BB, 8 K)...Defeated Randy Johnson at ARI on 7/10 and would later defeat Pedro Martinez at BOS on 8/19...Joined MON's Mike Thurman (1999) as the only two pitchers in history to defeat both Cy Young award winners in the season in which they won the award...Tossed his first career complete game on 9/4, a four-hitter in the A's 2-1 win over DET...Did not make his last start because of stiffness in his back...Allowed a .222 average with runners on base (sixth in AL)...Began the season at Double-A Midland and was promoted to Triple-A Vancouver on 4/24...Was a combined 18-2 with a 2.74 ERA in 32 professional starts at Midland, Vancouver and OAK.

1998: Began the year at Modesto (A) but quickly earned a promotion to Huntsville (AA) on 5/8...Led Huntsville in strikeouts (104) and complete games and finished second in wins, starts and innings pitched (134.2)...Combined for a 14-9 record and a 3.92 ERA in 30 games, 27 starts...His win total tied for the most in the A's farm system and he also ranked second in strikeouts (152) and 10th in ERA...Earned California League Pitcher of the Week honors, 4/13-19, tossing 10 scoreless innings with 16 strikeouts in two outings.

1997: Assigned to Southern Oregon after signing with the A's and went 3-1 with a 2.51 ERA in eight games, four starts...Struck out 37 in 28.2 innings and did not allow a home run...Held opponents to a .128 average.

PERSONAL: He and his wife, Kim, reside in Peachtree City, GA, and have two daughters, Kennedie and Tess, and one son, Kade...Founded the Hudson Family Foundation in June of 2009...The foundation, which seeks to make a positive and long lasting impact in the lives of children who have a genuine need for assistance with regard to a specific physical, emotional or financial circumstance, has raised over \$400,000 for children and families in need throughout Georgia & Alabama...Graduated from Glenwood HS in Phenix City, AL, in 1993...Attended Auburn University and majored in health promotion...Named Southeastern Conference Player of the Year as a senior in 1997...Named to the All-SEC team as an outfielder and a pitcher, as he hit .396 with 18 HR and 95 RBI while posting a 15-2 record, a 2.97 ERA and 165 strikeouts...Earned first team All-America honors from *Baseball America* as a utility player...Tied for the NCAA lead in wins, ranked third in strikeouts and was ninth in RBI...Participated in the Monte Carlo Classic to benefit Special Olympics...Was the 2004 recipient of the Jim "Catfish" Hunter Award, given annually to the A's player who best exemplifies the courageous, competitive and inspirational spirit demonstrated the A's late Hall of Fame pitcher...In February 2010, was inducted into the Auburn Baseball Wall of Fame, along with Bo Jackson, Frank Thomas and Gregg Olson...Signed by John Poloni (Oakland).

Hudson's Career Transactions

- Selected by the Oakland Athletics in the 35th round of the 1994 June free agent draft; did not sign.
- Selected by the Oakland Athletics in the sixth round of the 1997 June free agent draft.
- On Oakland disabled list (strained left oblique), June 23 to August 7, 2004; included an rehabilitation assignment to Sacramento.
- Acquired by the Atlanta Braves from the Oakland Athletics in exchange for RHP Juan Cruz, LHP Dan Meyer and OF Charles Thomas on December 16, 2004.
- On Atlanta disabled list (strained left oblique), June 14 to July 16, 2005.
- On Atlanta disabled list (strained right elbow), July 27 to the end of the 2008 season; had successful "Tommy John" surgery performed by Dr. James Andrews in Pensacola, FL, on August 8, 2008.
- On Atlanta 60-day disabled list (recovery from "Tommy John" surgery) from February 24 to September 1, 2009; included injury rehabilitation assignments to Myrtle Beach (A) and Gwinnett (AAA).
- Signed a three-year contract extension through 2012, with an option for 2013, on November 19, 2009.

Hudson's Season & Career Highs

2010 Season

Most IP: 8.0, six times, last: 8/13 vs. LAD

Low-Hit CG: 7, 6/11 at MIN

Most Runs Allowed: 6, three times, last: 9/24 at WSH

Most ER Allowed: 6, three times, last: 9/24 at WSH

Most Hits Allowed: 9, twice, last: 9/12 vs. STL

Most HRs Allowed: 2, six times, last: 10/3 vs. PHI

Most Walks: 6, twice, last: 9/24 at WSH

Most Strikeouts: 13, 8/28 vs. FLA

10+ Strikeout Games: 1, 8/28 vs. FLA

Longest Winning Streak: 6 games, 7/22-8/28

Longest Losing Streak: 3 games, 9/2-12

Career

Most IP: 9, 25 times, last: 5/2/08 vs. CIN

Low-Hit CG: 1, 8/28/00 vs. CWS & 5/1/06 vs. COL

Most Runs Allowed: 9, five times, last: 7/29/06 vs. NYM

Most ER Allowed: 9, three times, last: 7/29/06 vs. NYM

Most Hits Allowed: 12, six times, last: 9/2/05 vs. CIN

Most HRs Allowed: 3, eight times, last: 9/3/06 at PHI

Most Walks: 6, ten times, last: 9/24/10 vs. WSH

Most Strikeouts: 13, 8/28/10 vs. FLA

10+ Strikeout Games: 11, last: 8/28/10 vs. FLA

Longest Winning Streak: 9 g, three times, last: 6/25-8/20/07

Longest Losing Streak: 4 g, twice, last: 6/16-7/1/06

Tim Hudson - 2010 Game-by-Game Results

Date	Opp.	Decision	IP	H	R	ER	BB	SO	HR	#P
Spring Totals		3-2, 1.50	24.0	26	10	4	4	20	0	---
4/9	at SF	ND, L 5-4	7.0	3	2	2	0	2	0	77
4/15	at SD	W, 6-2	5.2	6	2	2	5	0	1	100
4/21	vs. PHI	L, 2-0	6.0	6	2	2	2	5	0	103
4/26	at STL	ND, L 4-3	6.0	6	3	3	3	4	1	94
April Totals		1-1, 3.28	24.2	21	9	9	10	11	2	94
5/1	vs. HOU	W, 10-1	6.2	5	1	1	1	5	0	93
5/6	at WSH	ND, L 3-2	7.0	5	2	2	0	4	2	96
5/11	at MIL	W, 11-3	6.0	6	1	1	6	1	0	88
5/16	ARI	W, 13-1	8.0	3	1	1	1	6	0	105
5/21	at PIT	W, 7-0	8.0	3	0	0	4	3	0	109
5/27	at FLA	ND, W 8-3	4.0	5	2	2	2	1	0	70
May Totals		4-0, 1.59	39.2	28	7	7	15	16	2	94*
6/1	PHI	W, 7-3	6.0	5	2	2	2	6	1	104
6/6	at LAD	ND, L 5-4	7.0	9	4	3	2	1	1	102
6/11	at MIN	L, 2-1	8.0	7	2	2	1	2	0	99
6/17	TB	W, 3-1	7.0	4	1	1	4	5	0	103
6/23	at CWS	L, 4-2	7.0	6	4	4	3	4	2	100
6/28	WSH	W, 5-0	7.0	5	0	0	3	6	0	113
June Totals		3-2, 2.57	42.0	36	13	12	15	24	4	104*
7/4	FLA	L, 3-2	8.0	6	3	3	1	7	1	108
7/10	at NYM	W, 4-0	7.0	4	0	0	2	3	0	92
7/17	MIL	L, 6-3	6.2	6	6	6	4	2	1	98
7/22	SD	W, 8-0	7.0	4	0	0	1	4	0	105
7/28	at WSH	W, 3-1	7.2	7	1	1	1	7	0	96
July Totals		3-2, 2.48	36.1	27	10	10	9	23	2	100*
8/2	NYM	W, 4-1	6.0	6	1	1	3	3	0	107
8/7	SF	W, 3-0	8.0	3	0	0	1	6	0	112
8/13	LAD	W, 1-0	8.0	3	0	0	1	6	0	91
8/18	WSH	ND, W 3-2	7.0	8	2	2	2	2	0	90
8/23	at COL	ND, L 5-4	6.0	7	4	4	1	5	1	89
8/28	FLA	W, 12-3	7.0	6	1	1	1	13	0	104
August Totals		4-0, 1.71	42.0	33	8	8	9	35	1	99*
9/2	NYM	L, 4-2	7.0	8	4	3	1	4	1	103
9/7	at PIT	L, 5-0	6.1	6	4	4	1	4	0	92
9/12	STL	L, 7-3	5.0	9	6	6	2	5	2	103
9/18	at NYM	W, 4-2	7.0	6	2	2	1	7	2	96
9/24	at WSH	L, 8-3	5.2	7	6	6	6	3	2	102
9/28	FLA	ND, W 3-2	6.0	7	1	1	4	4	0	100
10/3	PHI	W, 8-7	7.0	2	4	4	1	3	2	99
Sept./Oct. Totals		2-4, 5.32	44.0	45	27	26	16	30	9	99*
10/10	SF	ND, L, 3-2	7.0	4	1	0	4	5	0	106

* Average Pitch Count



LEE HYDE

FULL NAME: Gary Lee Hyde

BATS: Right **THROWS:** Left

HEIGHT: 6-2 **WEIGHT:** 205

BORN: 2/14/85 in Atlanta, GA

ACQUIRED: Selected by the Braves in the fourth round (130th overall) of the 2006 June free agent draft.

CONTRACT STATUS: Signed through 2011.

M.L. Service: 0.000

PITCHER

56

Hyde's Complete Record

Year	Club	W-L	ERA	G	GS	CG	SHO	SV	IP	H	R	ER	HR	HB	BB	SO	WP	BK
2006	Danville	1-0	0.000	3	1	0	0	0	5.0	3	0	0	0	0	2	6	0	0
	Rome	0-1	3.33	13	0	0	0	1	27.0	29	14	10	2	0	8	19	1	0
2007	Mississippi	1-0	1.80	1	1	0	0	0	5.0	2	1	1	0	0	1	4	0	0
	Richmond	0-0	0.00	1	0	0	0	0	2.0	2	0	0	0	0	3	0	0	0
	GCL Braves	0-1	1.50	3	3	0	0	0	6.0	3	1	1	0	0	1	6	0	0
	Myrtle Beach	0-0	4.50	3	0	0	0	0	6.0	6	3	3	0	0	5	6	0	0
2008	GCL Braves	0-1	4.32	6	3	0	0	0	8.1	4	5	4	0	0	7	11	0	0
	Myrtle Beach	1-0	0.00	2	0	0	0	0	2.0	1	1	0	0	0	2	0	0	0
2009	GCL Braves	0-0	3.00	2	0	0	0	0	3.0	0	1	1	0	0	2	4	2	0
	Myrtle Beach	3-1	1.21	17	0	0	0	1	22.1	13	4	3	0	2	9	28	3	0
	Mississippi	2-1	4.35	7	0	0	0	0	10.1	9	5	5	1	0	4	13	0	0
2010	Mississippi	2-3	2.95	29	0	0	0	8	39.2	42	20	13	2	3	12	35	3	0
	Gwinnett	2-3	4.29	22	0	0	0	0	21.0	24	12	10	2	4	12	17	3	0
Minor Totals		12-11	2.91	109	8	0	0	10	157.2	138	67	51	7	9	68	149	12	0

Hyde's 2010 Season Recap

- Split the season between Mississippi (AA) and Gwinnett (AAA) going 4-6 with a 3.41 ERA in 60.2 innings of relief. Posted career highs with 51 appearances, 60.2 innings pitched, 52 strikeouts and eight saves between the two stops.
- His 51 appearances ranked third among Braves farm hands while he was fifth in saves and his 3.41 ERA was ninth-best among relief pitchers.
- Overall he converted eight of 13 save opportunities.
- Posted scoreless outings in 21 of his 29 appearances with Mississippi and 15 of 22 with Gwinnett.
- Allowed just two earned runs over his first 22.1 innings pitched (16 appearances/0.81 ERA) with Gwinnett.

Hyde's Career Highlights

2009: Appeared in a then career-high 26 games between the Gulf Coast League Braves, Myrtle Beach (A) and Mississippi (AA)...Pitched his first full season since undergoing "Tommy John" surgery during the 2007 season...Appeared in 13 games (all in relief) for the Peoria Saguaros of the Arizona Fall League.

2008: Was 1-1-0 with a 2.92 ERA in eight games (three GS) between Myrtle Beach (A) and Gulf Coast League...Was recovering from "Tommy John" surgery to open the season...Earned the win in relief 7/21 at FRD.

2007: Pitched at four different levels, Myrtle Beach (A), Mississippi (AA), Richmond (AAA) and GCL...Went a combined 1-1 with a 2.37 ERA at all four stops...Made final start on 7/22 at WSW before undergoing season-ending "Tommy John" surgery on his left elbow.

2006: Received the 2006 Scholastic Athlete Award given annually by the Braves 400 Club...Appeared in three games and earned his first career win in relief (2.0 IP, H, BB, K) with Danville before being promoted to Class-A Rome on 7/12...Started one game (2.0 IP, H, 4 K)...Picked up first career save (1.0 IP, H) on 7/12 vs. CHA...Threw 4.2 scoreless innings with five strikeouts 8/29.

PERSONAL: Resides in Woodstock, GA...Attended Georgia Tech and pitched to a combined 18-6 record with a 4.28 ERA (227.1 IP, 103 BB, 191 K) over three seasons for the Yellow Jackets...His .750 career winning percentage ranks 14th in Georgia Tech history...Was named the 2003 Fayette County/Coweta County Pitcher of the Year by the AJC while pitching for Fayette County HS...Tossed both a complete game no-hitter and a six-inning no-hitter in 2003 as a HS senior...Signed by Al Goetz.

Hyde's Career Transactions

- Selected by the Atlanta Braves in the fourth round (130th overall) of the 2006 June free agent draft.



CHIPPER JONES

FULL NAME: Larry Wayne Jones, Jr.

BATS: Switch **THROWS:** Right

M.L. Service: 17.024

HEIGHT: 6-4 **WEIGHT:** 210

BORN: 4/24/72 in DeLand, FL

ACQUIRED: Selected by the Braves in the first round (first overall) of the 1990 free agent draft.

CONTRACT STATUS: Signed through 2012, with vesting option for 2013.

THIRD BASEMAN

10

C. Jones' Complete Record

Year	Club	AVG	G	AB	R	H	2B	3B	HR	RBI	SH	SF	HP	BB	SO	SB-CS	OBP	SLG	E
1990	GCL Braves	.229	44	140	20	32	1	1	1	18	2	2	6	14	25	5-3	.321	.271	18
1991	Macon	.326	136	473	104	154	24	11	15	98	1	10	3	69	70	40-9	.407	.518	56
1992	Durham	.277	70	264	43	73	22	1	4	31	1	3	2	31	34	10-8	.353	.413	14
	Greenville	.346	67	266	43	92	17	11	9	42	4	4	0	11	32	14-1	.367	.594	18
1993	Richmond	.325	139	536	97	174	31	12	13	89	3	6	1	57	70	23-8	.387	.500	43
	Atlanta	.667	8	3	2	2	1	0	0	0	0	0	0	1	1	0-0	.750	1.000	0
1994	Atlanta	Injured - Did not play																	
1995	Atlanta	.265	140	524	87	139	22	3	23	86	1	4	0	73	99	8-4	.353	.450	25
1996	Atlanta	.309	157	598	114	185	32	5	30	110	1	7	0	87	88	14-1	.393	.530	17
1997	Atlanta	.295	157	597	100	176	41	3	21	111	0	6	0	76	88	20-5	.371	.479	15
1998	Atlanta	.313	160	601	123	188	29	5	34	107	1	8	1	96	93	16-6	.404	.547	12
1999	Atlanta	.319	157	567	116	181	41	1	45	110	0	6	2	126	94	25-3	.441	.633	17
2000	Atlanta	.311	156	579	118	180	38	1	36	111	0	10	2	95	64	14-7	.404	.566	25
2001	Atlanta	.330	159	572	113	189	33	5	38	102	0	5	2	98	82	9-10	.427	.605	18
2002	Atlanta	.327	158	548	90	179	35	1	26	100	0	5	2	107	89	8-2	.435	.536	7
2003	Atlanta	.305	153	555	103	169	33	2	27	106	0	6	1	94	83	2-2	.402	.517	7
2004	Atlanta	.248	137	472	69	117	20	1	30	96	0	7	4	84	96	2-0	.362	.485	6
	Rome#	.000	1	4	0	0	0	0	0	0	0	0	0	0	0	0-0	.000	.000	0
2005	Atlanta	.296	109	358	66	106	30	0	21	72	0	2	0	72	56	5-1	.412	.556	5
	Rome#	.500	3	6	1	3	0	0	0	2	0	0	0	3	1	0-0	.667	.500	1
2006	Atlanta	.324	110	411	87	133	28	3	26	86	0	4	1	61	73	6-1	.409	.596	18
	Mississippi#	.167	2	6	1	1	0	0	0	0	0	0	0	0	2	0-0	.167	.167	1
2007	Atlanta	.337	134	513	108	173	42	4	29	102	0	5	0	82	75	5-1	.425	.604	9
2008	Atlanta	.364	128	439	82	160	24	1	22	75	0	4	1	90	61	4-0	.470	.574	13
2009	Atlanta	.264	143	488	80	129	23	2	18	71	0	6	1	101	89	4-1	.388	.430	22
2010	Atlanta	.265	95	317	47	84	21	0	10	46	0	3	0	61	47	5-0	.381	.426	10
Minor Totals		.312	462	1695	309	529	95	36	42	280	11	25	12	185	234	92-29	.379	.485	151
Major Totals		.306	2261	8142	1505	2490	493	37	436	1491	3	88	17	1404	1278	147-44	.405	.536	226

Bold indicates led league; #Injury rehabilitation assignment.

C. Jones' Division Series Record

Year	Club, Opp.	AVG	G	AB	R	H	2B	3B	HR	RBI	SH	SF	HP	BB	SO	SB	CS	E
1995	Atl. vs. Col.	.389	4	18	4	7	2	0	2	4	0	0	0	2	2	0	0	0
1996	Atl. vs. LA	.222	3	9	2	2	0	0	1	2	0	0	0	3	4	1	1	0
1997	Atl. vs. Hou.	.500	3	8	3	4	0	0	1	2	0	1	0	3	2	1	0	1
1998	Atl. vs. Chi.	.200	2	10	2	2	0	0	0	1	0	0	0	4	3	0	0	0
1999	Atl. vs. Hou.	.231	4	13	2	3	0	0	0	1	0	1	0	5	2	0	0	1
2000	Atl. vs. Stl.	.333	3	12	2	4	1	0	0	1	0	0	0	1	4	0	0	2
2001	Atl. vs. Hou.	.444	3	9	2	4	0	0	2	5	0	0	0	3	1	0	1	0
2002	Atl. vs. SF	.294	5	17	3	5	0	0	0	2	0	0	0	5	2	0	0	0
2003	Atl. vs. Chi.	.167	5	18	3	3	0	0	2	6	0	0	0	3	4	0	0	0
2004	Atl. vs. Hou.	.200	5	20	4	4	0	0	0	0	0	0	0	3	2	0	0	0
2005	Atl. vs. Hou.	.176	4	17	3	3	2	0	1	2	0	0	0	4	4	0	0	0
D.S. Totals		.272	41	151	30	41	5	0	9	26	0	2	0	36	30	2	2	4

C. Jones' League Championship Series Record

Year	Club, Opp.	AVG	G	AB	R	H	2B	3B	HR	RBI	SH	SF	HP	BB	SO	SB	CS	E
1995	Atl. vs. Cin.	.438	4	16	3	7	0	0	1	3	0	0	0	3	1	1	0	0
1996	Atl. vs. StL.	.440	7	25	6	11	2	0	0	4	0	1	0	3	1	1	0	1
1997	Atl. vs. Fla.	.292	6	24	5	7	1	0	2	4	1	0	0	2	3	0	0	0
1998	Atl. vs. SD	.208	6	24	2	5	1	0	0	1	0	0	0	4	5	0	0	0
1999	Atl. vs. NY	.263	6	19	3	5	2	0	0	1	0	0	1	9	7	3	0	2
2001	Atl. vs. Ari.	.263	5	19	1	5	1	0	0	2	0	0	0	3	6	0	0	1
L.C.S. Totals		.315	34	127	20	40	7	0	3	15	1	1	1	24	23	5	0	4

C. Jones' World Series Record

Year	Club, Opp.	AVG	G	AB	R	H	2B	3B	HR	RBI	SH	SF	HP	BB	SO	SB	CS	E
1995	Atl. vs. Cle.	.286	6	21	3	6	3	0	0	1	0	1	0	4	3	0	0	1
1996	Atl. vs. NY	.286	6	21	3	6	3	0	0	3	0	1	0	4	2	1	0	0
1999	Atl. vs. NY	.231	4	13	2	3	0	0	1	2	0	0	0	4	2	0	1	0
W.S. Totals		.273	16	55	8	15	6	0	1	6	0	2	0	12	7	1	1	1

C. Jones' All-Star Game Record

Year	Club, Site	AVG	G	AB	R	H	2B	3B	HR	RBI	SH	SF	HP	BB	SO	SB	CS	E
1996	N.L., Phi.	.500	1	2	1	1	0	0	0	0	0	0	0	0	0	0	0	0
1997	N.L., Cle.	.000	1	1	0	0	0	0	0	0	0	0	0	1	0	0	0	0
1998	N.L., Col.	.000	1	2	1	0	0	0	0	0	0	0	0	0	0	0	0	0
2000	N.L., Atl.	1.000	1	3	1	3	0	0	1	1	0	0	0	0	0	0	0	0
2001	N.L., Sea.	.000	1	2	0	0	0	0	0	0	0	0	0	0	0	0	0	0
2008	N.L., NYY	.333	1	3	0	1	0	0	0	0	0	0	0	0	1	0	0	0
All-Star Totals		.385	6	13	3	5	0	0	1	1	0	0	0	1	1	0	0	0

C. Jones' World Baseball Classic Record

Year	Club	AVG	G	AB	R	H	2B	3B	HR	RBI	SH	SF	HP	BB	SO	SB	CS	E
2006	United States	.353	6	17	6	6	1	0	2	2	2	2	1	4	1	0	0	0
2009	United States	.000	3	10	0	0	0	0	0	0	0	0	0	1	6	0	0	0
WBC Totals		.222	9	27	6	6	1	0	2	2	2	2	1	5	7	0	0	0

C. Jones' Major League Fielding Record

Year	Position	PCT	G	PO	A	E	TC	DP
1993	Shortstop	1.000	3	1	1	0	2	0
1994	Injured -- Did Not Play							
1995	Third Base	.931	123	81	254	25	360	19
	Outfield	1.000	20	22	1	0	23	0
1996	Third Base	.947	118	48	185	13	246	9
	Shortstop	.975	38	53	103	4	160	27
	Outfield	1.000	1	2	0	0	2	0
1997	Third Base	.955	152	77	241	15	333	17
	Outfield	1.000	5	6	0	0	6	0
1998	Third Base	.971	158	105	290	12	407	28
1999	Third Base	.950	157	90	236	17	343	9
	Shortstop	1.000	1	0	1	0	1	0
2000	Third Base	.944	152	90	298	23	411	23
	Shortstop	.875	6	6	8	2	16	2
2001	Third Base	.945	149	75	233	18	326	12
	Outfield	1.000	8	16	0	0	16	0
2002	Outfield	.975	152	268	8	7	283	0
2003	Outfield	.968	149	202	9	7	218	2
2004	Third Base	.975	96	58	177	6	241	13
	Outfield	1.000	29	35	2	0	37	1
2005	Third Base	.980	101	80	169	5	254	18
2006	Third Base	.936	105	87	177	18	282	22
2007	Third Base	.971	126	75	226	9	310	17
	Shortstop	1.000	1	1	1	0	2	0
2008	Third Base	.958	115	64	235	13	312	21
2009	Third Base	.930	133	85	208	22	315	30
2010	Third Base	.952	89	40	159	10	209	10
Third Base Totals		.953	1773	1053	3089	206	4348	249
Outfield Totals		.976	364	551	20	14	585	3
Shortstop Totals		.967	49	61	114	6	181	29

C. Jones' Career Recap

- Completed his 17th Major League season and his 21st professional campaign, all with the Braves, in 2010.
- Leads all active players with 17 years of service with the same Club (Todd Helton, 14-COL; Derek Jeter, 16-NYY; Jorge Posada, 16-NYY; Mariano Rivera, 16-NYY; Tim Wakefield, 16-BOS; Jason Varitek, 14-BOS).
- Won his first career National League batting title with a .364 average in 2008.
- His .306 career batting average ranks second all-time among switch hitters; Hall-of-Famer Frankie Frisch batted .316.
- His 436 career home runs ranks tied for 37th all-time with Vladimir Guerrero.
- Hit his 400th career home run in the sixth inning on 6/5/08 off FLA's Ricky Nolasco. His 436 home runs trails only Mickey Mantle (536) and Eddie Murray (504) among switch-hitters.
- Is the only switch hitter in Major League history to own a .300 career average and hit at least 300 home runs (436).
- Established the Braves franchise mark on 5/27/10 vs. FLA with his 1,377th free pass, passing Eddie Mathews. Ranks second among active players in walks (Jim Thome: 1,679).
- Is the Atlanta career leader in almost all major offensive categories.
- Passed Dale Murphy (371) for most home runs in Atlanta history on 7/5/07 at LAD.
- He is a six-time All-Star and in 2008 he won the balloting (for the fourth time in his career) to start at 3B.

C. Jones' 2010 Season Recap

- In his 17th season in the majors, batted .265 (84-for-317) with 10 home runs, 21 doubles and 46 RBI in an injury-shortened season that saw him compete in just 95 games.
- Suffered a torn anterior cruciate ligament in his left knee on 8/10 while making a "jump-throw" from third base to first base after fielding a batted groundball. Underwent season-ending ACL surgery performed by Dr. Marvin Royster in Atlanta on 8/14. Placed on the 15-day disabled list on 8/13 through the remainder of the season.
- Set personal career-lows in every offensive category due to his injury-shortened season (excluding 1993 when he was a September call-up and played in only eight games).
- Hit .275 (57-for-207) with six home runs and 37 RBI as a left-handed batter and went 27-for-110 (.245) and had four home runs and nine RBI as a righty.
- In 11 interleague games, batted .350 (14-for-40) with three doubles, two home runs, 10 RBI and had five walks and scored six runs.
- Hit safely in 11 consecutive games, 6/15-28: .385 (15-for-39) with two home runs and 10 RBI. It was his longest such streak since he hit safely in 11 straight in May 2008.
- In his last 11 games played prior to his injury (8/10 at HOU), was batting .368 (14-for-38) with three home runs and five RBI.
- Hit his 435th career homer on 8/4 at FLA, a solo shot in the third inning, to take sole possession of 37th place on the all-time home run list.
- Walked three times on 8/3 vs. NYM, climbing two spots (27th, Jeff Bagwell & 26th, Hank Aaron) to 25th place on the all-time walks list. He trails W. Boggs by eight.
- Hit his 431st career homer and his 200th at Turner Field, where he is the all-time HR leader, on 6/25 vs. DET.
- On 7/21 vs. SD, made first start since leaving 7/16's game vs. MIL with a mild left hamstring strain in the seventh inning.
- Was bothered in early June with inflammation in his right ring finger.
- Matched career high (12th time) with two fielding miscues 4/23 at NYM. His last two-error game came 9/10/09 at HOU and previous to that, 3/31/03 vs. MON.
- Returned to the lineup on 4/12 at SD after missing the SF series (three games) with a strained right oblique. He suffered the injury on 4/8 vs. CHI.

C. Jones' Career Highlights

2009: Since his average peaked at .335 on 6/9, he hit just .230 (75-for-327) over the last 95 games to drop his season average to .264...His 101 walks ranked fifth in the National League...Hit .333 (38-for-114) with five home runs and 53 RBI with RISP...From the right side of the plate, he hit .289 (46-for-159) with nine home runs and 33 RBI. As a lefty he hit just .252 (83-for-329) with nine home runs and 38 RBI...The Braves were 15-11 in games he did not start...Tied his career high with five RBI vs. MIL on 6/7. Hit two home runs and his four hits that game were season highs...During his season-best nine-game hitting streak from 5/12-24, hit .444 (12-for-27) with two doubles, one home run and five RBI...Hit two home runs on 6/7 vs. MIL, his first home run tied Darrell Evans for 42nd place in all-time HR leaders, passed Evans with his second home run that game...Tied his career high with four walks on 4/28 vs. STL...Signed a contract extension on 3/31 during spring training. Is signed through 2012, with an option for 2013.

2008: Led the Major Leagues with his career-high .364 average, seven points ahead of STL's Albert Pujols (.357)...Finished with a .399 average at Turner Field, the highest single-season home batting average in Braves history...Had the second highest Atlanta single-season batting average behind only Rico Carty, who batted .366 in 1970...Hit over .300 against all NL East opponents (.457 vs. PHI, .456 vs. FLA, .357 vs. NYM

and .317 vs. WSH)...Hit over .400 in three different months: .422 in April, .417 in May and .408 in September...Had a nine-game hitting streak snapped on 9/19 vs. NYM (16-for-35, .457) when he went 0-for-3 and left the game in the sixth with right shoulder inflammation....Had his streak of reaching base safely via hit, walk or HBP snapped at 41 games on 9/19 when he went 0-for-3...The streak dated back to 7/11 at SD; it was the third-longest in the Majors...Pounded his 407th career home run on 9/10 vs. COL, tying him with Duke Snider for 42nd on the all-time HR list...Tied for the team lead with 44 multi-hit games...8/26 marked his 2,000th career game, making him the all-time Atlanta leader in games played, and just the third Brave to reach 2,000 (Aaron-3,076 & Mathews-2,223)...From 6/20-8/8, missed 24 games due to injuries (strained right quad, 6/20-29 and a left hamstring strain that required a DL stint, 7/24-8/8)...Won All-Star balloting for the fourth time in his career (sixth overall) and the first time since 2001, as a starter at 3B...Passed E. Mathews (2,201) for second on the franchise hit list with a pair of hits on 6/2 vs. FLA (H. Aaron is first with 3,600 hits)...Clubbed his 400th HR with sixth-inning shot off FLA's R. Nolasco on 6/5...Missed 6/8 vs. PHI with a small tear in his right quadriceps muscle and 6/13 at LAA after suffering a contusion below his left eye during BP at LAA...In May, hit .417 (40-for-96) with 21 runs, 4 HR, 14 RBI, 24 BB, 9 Ks...Had his 15th career five-RBI game on 5/4 with three hits (incl. a HR)...Hit .410 with a 1.145 OPS and eight homers in April...Became just the third player in the last 10 years to hit at least .410 in April, joining Barry Bonds in 2004 (.472) and Vladimir Guerrero in 2000 (.410)...Hit two homers 4/17 for the second straight game, the second time in his career he's had consecutive multi-homer games (7/6-7/03)...Went 3-for-3 with a HR 4/24 vs. FLA - his 36th birthday...His four birthday homers rank 4th behind the five hit by Al Simmons, Derrek Lee and Alex Rodriguez...Missed 4/26-27 at NYM with mid-back spasms...Left 4/20 vs. LAD after the fifth inning when he re-aggravated his strained right quadriceps (returned to the lineup 4/21)...Was in the Opening Day lineup for the 12th consecutive season (since 1997), one shy of Dale Murphy's Atlanta record of 13 straight years (1978-90).

2007: Made just one trip to the disabled list and played in 134 games (most since 2004) and got 513 at-bats (most since 2003)...He had a career-high .337 batting average, finishing second to COL's M. Holliday (.340) for the NL batting crown...He also had a career-high 42 doubles...Scored 100 runs for the eighth time in his career and broke the 100-RBI mark for the ninth time (first since 2003)...Was his sixth 100+ RBI season as a third baseman, which is second to Mike Schmidt (eight times) in NL history...Now tied with Schmidt's nine times overall for the most among NL players who were primarily third basemen in their careers...Collected 2,000th career hit 6/17 at CLE w/ a 2nd-inning single off F. Carmona...With his 400th double on 7/6 at SD, became the third switch-hitter in history to collect 2,000 hits, 400 doubles and 350 home runs (E. Murray & C. Davis)...Hit his 386th career HR 9/27 at PHI, passing Dwight Evans for 49th all-time...Returned 9/14 after missing three games (9/10-12) with a strained right oblique...Activated from DL on 6/13 (missed 19 games with bruised hands) and had three hits...Was 125-for-353 (.354) afterward and hit safely in 74 of his 91 starts...Over 163 games, dating back to 8/13/06, he hit .330 with 40 HR and 129 RBI while making just 13 errors...Led all NL qualifiers with a 1.029 OPS (.604 SLG/.425 OBP)...Ranked amongst the NL leaders in multiple categories: first in average vs. RHP (.378), second in batting average (.337), avg. on the road (.353) avg. at night (.356), third in OBP (.425) and SLG (.604), eighth in runs (108) and tied for ninth in x-base hits (75)...Led the Braves with 33 multi-RBI games and tied for second on the team with 46 multi-hit games...Was second on the team with 12 GWRBI...Had three hitting streaks of 10-or-more games: 4/20-5/2 (.353-6-14, 12 games), 7/16-25 (.415-2-10, 10 games) and 8/5-16 (.400-2-11, 10 games)...Moved to SS in the 8th inning on 8/2 vs. HOU, his first time at SS since 6/18/00...Went 3-for-6 with a career-high tying 5 RBI on 8/23 at CIN (second 5 RBI game of the year and 14th in his career)...His two homers on 7/5 at LAD moved him past Dale Murphy for first in Atlanta history with 372...It was his second multi-homer game of 2007 and 36th career; was also the sixth time he homered from both sides of the plate (last: 7/5/00)...Missed 6/22

C. Jones' Switch-Hitting Record

Year		AVG	AB	H	HR	RBI
1993	Left	.500	2	1	0	0
	Right	1.000	1	1	0	0
1995	Left	.259	397	103	20	73
	Right	.283	127	36	3	13
1996	Left	.315	425	134	24	81
	Right	.295	173	51	6	29
1997	Left	.317	401	127	20	90
	Right	.250	196	49	1	21
1998	Left	.319	420	134	32	89
	Right	.298	181	54	2	18
1999	Left	.308	425	131	30	75
	Right	.352	142	50	15	35
2000	Left	.281	449	126	24	78
	Right	.415	130	54	12	33
2001	Left	.320	463	148	30	75
	Right	.376	109	41	8	27
2002	Left	.328	448	147	22	85
	Right	.320	100	32	4	15
2003	Left	.304	434	132	25	88
	Right	.306	121	37	2	18
2004	Left	.238	323	77	18	61
	Right	.268	149	40	12	35
2005	Left	.303	284	86	18	59
	Right	.270	74	20	3	13
2006	Left	.332	319	106	20	64
	Right	.293	92	27	6	22
2007	Left	.378	312	118	22	74
	Right	.274	201	55	7	28
2008	Left	.349	284	99	17	52
	Right	.394	155	61	5	23
2009	Left	.252	329	83	9	38
	Right	.289	159	46	9	33
2010	Left	.245	110	27	4	9
	Right	.275	207	57	6	37
Totals	Left	.307	2220	681	99	372
	Right	.305	5922	1809	337	1082

game vs. DET with a strained right adductor, but returned 6/23 with his first HR since 5/19 [2] at BOS...He hit .386 (17-for-44) in between home runs...Was ejected by third base umpire Bob Davidson on 5/6 vs. LAD...Had his first of two multi-homer games of the season on 5/1 vs. PHI (35th career).

2006: Was limited to just 110 games due to injury...Batted .324 with 28 doubles, 26 HR, 86 RBI and 87 runs scored, despite three stints on the disabled list...Accumulated just 411 total at-bats (477 plate appearances)...His .324 batting average would have ranked sixth in the NL if he had qualified...Batted what would have been a NL-leading .355 on the road and .283 at home...Hit .332 vs. RHP (fourth in the NL)...Posted a .340 average in night games (NL high) and .282 in day games...Reached base safely via hit, walk or HBP in 100 of his 110 games and hit safely in 85 games...His various injuries included a sprained right ankle (April), a strained left oblique muscle (July and September) and a sore toe on his right foot (September)...Hit his 351st career homer on 8/26 vs. WSH, moving him past Chili Davis for third place all-time among switch hitters (Mantle-536, Murray-504)...Posted his first career three-homer game and 34th career multi-homer game on 8/14 at WSH and became just the third Brave to homer in three straight at-bats in the same game...Saw his career-high 20-game hitting streak snapped on 7/26 vs. FLA (42-for-82, .512, 8 HR)...Matched Paul Waner's 1927 record of collecting an extra-base hit in 14 straight games, 6/26-7/16...Passed Dale Murphy (1,901) for first in Atlanta history in hits on 7/15 at SD...Was named NL Player of Week (ending 7/2) after hitting .500 (12-for-24) with three HR, a league-leading 24 total bases and league-tying 1.000 slugging percentage...Hit his first career pinch-hit homer in the 8th inning 7/2 off BAL's S. Rleal...Went on the 15-day DL on 4/10 with a Grade 1 sprain of his right ankle and a Grade 1 sprain of the lateral collateral ligament in his right knee...Went 6-for-17 with two HR for the United States in the World Baseball Classic.

2005: Batted .296 with 30 doubles, 21 HR and 72 RBI in an injury-shortened season (109 games)...Posted a .397 (23-for-58) average in "Close & Late" situations...Hit safely in 37 of his last 52 starts (since 7/26), and batted .321 (59-for-184) with 13 HR, 43 RBI and 18 multi-hit games in that span...Went on the DL on 6/6 and missed 37 games with an injured ligament in his left foot; originally injured the ligament while rounding third base on 4/24...Came off the DL on 7/18 at SF and snapped an 0-for-18 slump (the second-longest of his career) with a homer in his first at-bat...Went 3-for-3 with a HR (#3) and four RBI on 8/2 at CIN before leaving the game in fourth inning with a posterior strain to his right rotator cuff...Had all four Braves RBI on a pair of two-run HR 8/22, including one off K. Wood in the ninth to snap a 2-2 tie (31st multi-HR game)...His two-out, two-run homer in the ninth on 9/11 at WSH was his 11th GW-RBI...Had his season-high 10-game hitting streak snapped with an 0-for-2 game 9/12, leaving the game with a strained left quad...Had second multi-HR game of the year (32nd career) on 9/15 at PHI to go with a career-high tying 5 RBI...His third-inning HR was his 1,800th career hit...His bases-loaded walk in the sixth inning on 9/20 was his 1,000th career walk.

2005 POSTSEASON HIGHLIGHTS: Division Series (Hou.): Had two hits and two RBI, including his 13th career postseason HR and 9th in Division Series play in the first inning of GM 1, off Andy Pettitte...The 9 Division Series homers is an all-time record, breaking a tie with Juan Gonzalez and Bernie Williams.

2004: Missed 25 games in an injury-shortened season and fell short of 100 RBI (96) for the first time since 1995...Had career lows in batting avg. (.248), runs (69) extra-base hits (51), doubles (20) and stolen bases (2)...Struggled in the first half, batting just .214 with 12 homers and 34 RBI, but was strong after the All-Star break, posting a .278 average with 18 homers and 62 RBI...Ranked fourth in the NL in RBI after the break...Reached 25 HRs for the seventh straight season, tying Hank Aaron's club record for consecutive 25-homer seasons; hit 20 HRs for the 10th straight year...Homered 4/16 and 4/17 before leaving 4/18 game with a strained right hamstring after chasing Luis Castillo's triple to left-center...Was placed on the 15-day disabled list 4/26 (retroactive to 4/19) with a strained right hamstring...Missed 16 games (Braves went 6-10) and it was his third trip to the DL in his career...Had one-game rehab stint at Rome (A) and was activated from the DL on 5/8...His sixth-inning HR 6/9 at DET was the longest ever at Comerica Park (453 ft) and snapped an 0-for-14 spell...Also clubbed a 448-foot homer 6/10 at DET...Started 6/15 game at third base for the first time since 10/21/01 vs. ARI in the NLCS...Tied for the team lead with 18 RBI in July...Went 2-for-4 with a season-high four RBI on 7/5 vs. MON (at PR)...Tied Herman Long (996) for seventh in franchise history in runs scored on 7/19...Scored the 1,000th run of his career 7/31 vs. NY...Homered in five straight games, 8/13-17, matching

Top Switch Hitters of All-Time

Chipper Jones' .306 career batting average ranks second all-time among switch hitters. The top five batting averages of switch hitters in Major League history, (Minimum 1,500 games played):

Player	Seasons	Avg.
1. Frankie Frisch	1919-1937	.316
2. CHIPPER JONES	1993-2010	.306
3. Pete Rose	1963-1986	.303
4. Roberto Alomar	1988-2004	.300
5. Mickey Mantle	1951-1968	.298

Top Single-Season Averages

Jones' .364 batting average in 2008 ranks as the second-best single-season average in Major League history for a switch hitter:

Player, Club	Season	Avg.
1. Mickey Mantle, NYY	1957	.365
2. CHIPPER JONES, ATL	2008	.364
3. Willie McGee, STL	1985	.3529
4. Mickey Mantle, NYY	1956	.3527
5. Frankie Frisch, NYG	1923	.348

the franchise record; was the first Brave to do so since Ozzie Virgil, 5/12-16/87...Had first multi-HR (one was a 450-ft shot) game of the season 8/14 off STL's Jason Marquis...Picked up 1,000th career RBI on fourth-inning homer off STL's Danny Haren on 8/15...Hit 300th career HR 8/16, becoming the fifth switch hitter to reach the mark...Batted .337 (34-for-101) in August, with team highs in HRs (11) and RBI (29)...He and his wife Sharon gave birth to their second son (Shea Logan) on 8/30.

2004 POSTSEASON HIGHLIGHTS: Division Series (Hou.): Went 4-for-20 with three walks in five games... Had no extra-base hits or RBI in the series.

2003: Had 106 RBI to become the fourth player in NL history to post eight straight seasons of at least 100, joining Mel Ott (1929-36), Willie Mays (1959-66) and Sammy Sosa (nine straight, 1995-2003)...Moved past Hank Aaron (897) into second place on the all-time Atlanta RBI list with 943...Ranked ninth in the NL with a .402 OB%, T9th with 106 RBI and tied for 10th with 94 walks...Hit .362 (55-for-152) with nine HRs and 38 RBI in last 44 games, starting 8/12...Hit two HRs in two consecutive games for first time in his career 7/6 (vs. MON) and 7/7 at NYM...Had two walk-off homers: 5/27 vs. CIN and 9/5 vs. PIT [1]...Reached base in eight straight plate appearances 5/15-16 at SD (two hits, five walks, one HBP)...Homered in three straight games 8/12-14 vs. SD...Went 3-for-4 with a season-high five RBI 8/22 and went 4-for-4 on 8/24 at COL.

2003 POSTSEASON HIGHLIGHTS: Division Series (Chi.): Led the team with two HRs and six RBI in five games vs. the Cubs...In GM 4, he hit 2-run homers in the fifth and eighth innings to give ATL a series-tying 6-4 win...It was his first two-HR postseason game since his playoff debut in GM 1 of the 1995 Division Series; it was the first time he homered from each side of the plate in a postseason game.

2002: Played left field after spending most of the previous seven years as the Braves regular third baseman...Became fifth player in NL history to reach 100 or more RBI in seven straight seasons...Hit .353 with 17 HR and 49 RBI in 71 games after the All-Star break...Finished second in NL with a .369 day BA, third with a .435 OB%, tied for fourth with 107 walks, fifth with a .327 BA and .346 home BA, sixth with a .328 BA vs. RHP, T6th with 52 multi-hit games and eighth with 179 hits...Reached base in 60 of last 64 starts, beginning 7/16, including 28 straight 7/16-8/17...Had three two-HR games: 8/3 vs. STL, 8/19 vs. COL and 9/11 [1] vs. NYM; one of his homers (8/19) came as the second of back-to-back ninth-inning HRs (the first by G. Sheffield) that lifted the Braves from a 6-5 deficit to a 7-6 win over the Rockies; was the first time in modern franchise history that the Braves ended a game with two home runs...Matched career-highs with five RBI in the first game of DH 9/11 vs. Mets and five hits 8/11 at HOU...Named NL Player of the Week for 7/29-8/4 (.526-4-11).

2002 POSTSEASON HIGHLIGHTS: Division Series (SF): Led the Braves, reaching base 10 times in his 5 games vs. SF (5 H, 5 BB)...He started the scoring with a first inning-RBI single in GM 2, a 7-3 Braves win.

2001: Hit a career-high .330, including a .419 (39-for-93) stretch 9/1 to the end of the season...Became the first third baseman in Major League history to reach at least 100 RBI in six consecutive seasons...Hit .376 (41-for-109) vs. LHP...Led the NL with a .349 road BA, fifth with a .376 BA vs. LHP, fifth with a .330 BA, tied for sixth with 98 walks and seventh with a .427 OB%, tied for eighth with 189 hits, eighth with a .605 SLG%, tied for ninth with 38 HR, ninth with 55 multi-hit games and ninth with 346 total bases...Hit his second grand slam of the season and sixth of his career 10/5 vs. FLA; had five RBI in that game to tie his career high set five other times...Had a season-high 14-game hitting streak 8/31-9/22...Started in LF on 9/5 at MON, his first start there since 7/6/97 at MON...His 8/15 HR at COL off of Mike Hampton was his fifth career grand slam...His five runs scored in the 7/3 game tied an Atlanta record, held by himself (8/30/97); Kenny Lofton (4/14/97); and Lonnie Smith (5/6/89)...His five-hit game 4/27 at ARI set a career best.

2001 POSTSEASON HIGHLIGHTS: Division Series (Hou.): Hit game-turning 3-run home run off Billy Wagner in the Braves' 7-4 Game 1 win...Hit .444 (4-for-9) with a team-high two home runs and five RBI...Hit a two-run home run off Octavio Delol in the eighth inning of Game 3...It was his 10th career postseason home run...NLCS (Ari.): Went 5-for-19 (.263) vs. Arizona...Went 2-for-4 in Game 1 off Randy Johnson.

2000: Followed up MVP season of 1999 by becoming just the third third baseman in baseball history to post five straight 100-RBI seasons, finishing with 111; the others were Pie Traynor (PIT, 1927-31) and Al Rosen (CLE, 1950-54)...Earned his second straight Silver Slugger Award...Posted a .323 average at home with 18 HRs and 69 RBI, almost 30 points higher than his road average (.299)...Struck out a career low 64 times; had averaged 92 Ks the previous five seasons...Hit two homers off Randy Johnson on 9/5, exactly one

Most Career HRs by Switch Hitters

Player	HR
1. Mickey Mantle	536
2. Eddie Murray	504
3. CHIPPER JONES	436
4. Chili Davis	350
5. Lance Berkman	327
6. Reggie Smith	314

Player/Manager Combos

Most home runs under one manager:

Player/Manager	HR
1. Mark McGwire/Tony LaRussa	497
2. Babe Ruth/Miller Huggins	467
3. Barry Bonds/Dusty Baker	437
4. Chipper Jones/Bobby Cox	436
5. Albert Pujols/Tony LaRussa	408

In The Beginning

Most home runs to begin a career under one manager:

Player/Manager	HR
1. Chipper Jones/Bobby Cox	436
2. Albert Pujols/Tony LaRussa	408
3. Andruw Jones/Bobby Cox	368
4. Mickey Mantle/Casey Stengel	320
5. Jimmie Foxx/Connie Mack	302

year after performing feat against Johnson at Turner Field (only player to have more than one multi-homer game against Johnson)...His ninth-inning single 8/18 at SF was career hit No. 1,000...Finished first in Majors with a .415 BA vs. LHP and was the eighth-hardest to fan (10.9 PA/K)...Agreed to terms 8/17 on a six-year contract extension, with two option years...Fell into an 0-for-23 slump 8/3 (last AB) to 8/9 (last AB); drought was the longest of his career...Played in his fourth All-Star game (second as a starter), going 3-for-3 with a solo HR...Reached base in 18 straight games 7/13-8/1...Homered from both sides of plate 5/14 and 7/5...Had a career-high 19-game hitting streak 6/1-21 (26-for-71, .366, 7 HR, 20 RBI).

2000 POSTSEASON HIGHLIGHTS: Division Series (StL.): Went 4-for-12 in 3 games...His RBI single in 1st inning of GM 2 at STL gave ATL only lead of series (erased by Will Clark's 3-run HR in bottom of 1st).

1999: Named NL MVP by the BBWAA...Was first on 29 of the 32 ballots and earned 432 points to outpace runner-up Jeff Bagwell of Houston by 156 points...Became first third baseman to win the award since 1991 when Atlanta's Terry Pendleton was honored...Became the third switch hitter in the 1990s to be named MVP, joining Pendleton and the Padres' Ken Caminiti (1996)...Became the first Major League player in history to hit .300 (.319), score 100 runs (116), have 40 doubles (41, tying his Atlanta mark set in 1997), hit 40 HRs (45), drive in 100 (110), have 100 walks (126) and steal 20 bases (25)...Earned his first Silver Slugger Award...Named Major League Position Player of the Year and 1st Team All-Star by *Baseball America*... Also named to *Sporting News'* NL All-Star team and the AP All-Star Team...His 45 home runs are an NL record for most by a switch-hitter; Todd Hundley set the previous mark when he hit 41 in 1996...Mantle holds the Major League record with 54 in 1961...Became first Brave to post four straight 100-RBI seasons since Dale Murphy 1982-85 and the first Brave to score at least 100 runs in four straight seasons since Hank Aaron did it 13 consecutive times from 1955 through 1967...Set Atlanta record with 87 extra base hits, breaking Aaron's mark of 79 in 1967...Aaron holds the franchise mark of 92, set in 1959...Drew at least one walk in 16 straight games 8/19-9/5, setting a franchise mark and tying the NL record set by the Cardinals' Jack Clark in 1987...Reached base safely in 39 straight games 6/30-8/14...Finished tied for second in the NL with 87 extra-base hits, fourth with 359 TBs and a .633 SLG% and a .441 OB%, tied for third with 45 HRs, third with 126 BB, tied for seventh with 41 2B, tied for 10th with 54 multi-hit games, seventh with 116 runs, and 10th with a .319 BA...5/1 vs. CIN marked the first time in his career that he homered from both sides of the plate in same game; performed the feat again 8/1 vs. PHI and 9/21 vs. NYM...Had four extra-inning GW home runs.

1999 POSTSEASON HIGHLIGHTS: Division Series (Hou.): Batted .231 (3-for-13) with one RBI...NLCS (NYM): Hit .263 (5-for-19)...Drew nine walks and stole three bases...World Series (NYY): Held again to a 3-for-13 showing (.231) with one HR and two RBI...Solo homer in the bottom of the fourth in Game 1 in Atlanta gave Braves a 1-0 lead which lasted through seven innings, before the Yankees struck for a four-run eighth.

1998: His 123 runs are the most for a Brave third baseman in franchise history (118, Eddie Mathews in 1959)...Hit 100th-career home run on 7/20 off Cubs' Kevin Tapani...Named the NL Player of the Week for 4/13-19 for first time in his career (7 G, 11-for-26, .423, 5 HR, 13 RBI)...Five RBI on 4/7 at PIT matched his career high...Committed a career-low 12 errors at third base...Selected to his third All-Star game, started at third and went 0-for-2 with a walk and a run scored.

1998 POSTSEASON HIGHLIGHTS: Division Series (Chi.): Was 2-for-10 with one RBI...His RBI was the game winner for the Braves in the bottom of the 10th in Game 2...Hit the first pitch from Cub's reliever Terry Mulholland down the left field line to score Walt Weiss to give the Braves a 2-1 win...NLCS (SD): Hit .208 (5-for-24) with a double, RBI, four walks and five strikeouts.

1997: Became the first Atlanta Braves' third baseman to hit at least 20 HRs (21) and steal 20 bases (20)...Selected to his second consecutive All-Star team (0-for-1)...Led the Braves with 111 RBI, 100 runs, 54 multi-hit games and 26 multi-RBI games (26)...His 40th double 9/16 vs. SF established an Atlanta season record (39, Terry Pendleton in 1992)...Season total of 41 were the most by a Brave since Hank Aaron had 40 for Milwaukee in 1965...His five runs 8/30 at BOS established a personal best and matched the Atlanta record held by Kenny Lofton (4/14 vs. CIN) and Lonnie Smith (5/6/89)...First Braves third baseman with 100+ RBI in consecutive seasons (110 in '96) since Eddie Mathews had 114 in 1959 and 124 in 1960 and first Brave of any position with back-to-back 100+ RBI seasons since D. Murphy had 100 in 1984 and 111 in 1985...Belted his third grand slam in 13 games 7/10 vs. Mets, setting an NL record for three slams in the fewest team

Game-Winning RBI Leaders

GW RBI leaders over the last 16 seasons (1995-2010):

Player	GW RBI
1. CHIPPER JONES	206
2. Manny Ramirez	205
3. Alex Rodriguez	197
4. Albert Pujols	190
5. Vladimir Guerrero	184

Compiled by STATS, Inc.

16 Years of Greatness

Chipper Jones' rank among major league leaders over the last 16 seasons (1995-2010):

Statistic	Jones	ML Rank
Hits	2,488	5th
Runs	1,503	4th
Home Runs	436	T8th
RBI	1,491	4th
GW-RBI	206	1st
Batting Avg.	.306	T19th
Doubles	492	5th
Walks	1403	3rd

games...Had career-high three stolen bases 7/6 at MON...His five RBI 7/10 vs. NY matched his career high...Opened Turner Field with first hit and first single off Cub's Kevin Foster in the first inning on 4/4.

1997 POSTSEASON HIGHLIGHTS: Division Series (Hou.): Hit .500 (4-for-8), with one HR, two RBI and three walks...Homer in top of first inning of Game 3 at Houston sparked Braves to 4-1 victory and sweep of three-game series...NLCS (Fla.): Batted .292 (7-for-24) with four RBI and five runs.

1996: Followed up 1995 *Sporting News* Rookie of the Year campaign by posting MVP-type numbers in just his second season...First Brave to hit over .300 (.309), slug 30 HRs (30), reach 100 RBI (110), and score 100 runs (114) in one year since Dale Murphy reached those milestones in 1985...Finished tied for eighth in the NL in runs scored, was sixth in walks with 87, and tied for 10th in on-base percentage at .396...Became the first Braves third baseman to hit at least 30 doubles and 30 home runs since Eddie Mathews hit 31 doubles and 47 home runs in 1953...Started at third base (117 games), shortstop (38 games), and right field (one game)...Selected to his first All-Star team...Started the game in place of the injured Matt Williams and went 1-for-2 with a run...Had four separate 11+ game hitting streaks on the year, including an 18-game streak 8/6-24...Collected five RBI on 5/20 vs. CHI...Had a streak of reaching base safely in 34 straight games 5/15-6/24.

1996 POSTSEASON HIGHLIGHTS: Division Series (LA): Went 2-for-9 with one HR and two RBI; two-run blast in Game 3 capped four-run fourth inning as Braves completed three-game sweep over LA, 5-2...NLCS (StL.): Caught fire by hitting .440 (11-for-25) with two doubles and four RBI...Tied NLCS record with four hits in Game 1...Doubled in first two runs of Braves' five-run first inning of Game 5...World Series (NYY): Hit .286 (6-for-21) with three RBI...All of his RBI came in 12-1 rout in Game 1.

1995: Finished second to LA's Hideo Nomo in the BBWAA Rookie of the Year balloting...Named *Sporting News* Rookie of the Year in vote of the players...Led all Major League rookies in RBI with 86, games played with 140, games started with 135, plate appearances with 600, at-bats with 524 and runs scored with 87...Was second among rookies with 23 HRs, 139 hits and 73 walks, and third with 48 extra-base hits...His 86 RBI were one shy of tying Earl Williams' Atlanta rookie record set in 1971...His 73 walks tied David Justice for the team lead and tied for seventh in the NL...Started at three different positions (third base-121 games; left field-13 games; right field-4 games)...Hit his first Major League home run off the Mets' Josias Manzanillo on 5/9 at New York...Hit three game-winning home runs in the ninth inning: 5/9 at NY, 5/20 vs. FLA and 7/5 vs. LA.

1995 POSTSEASON HIGHLIGHTS: Division Series (Col.): Hit .389 (7-for-18)...Connected for two homers in Game 1 at COL, with solo HR in ninth inning lifting Braves to 5-4 win...Diving stop of A. Galarraga's smash in the eighth prevented a big inning by COL, who settled for one run and a 4-4 tie...Went 3-for-5 in Game 2, including leadoff double in ninth inning to spark rally from a 4-3 deficit into a 7-4 lead...NLCS (Cin.): Hit Reds pitching at a .438 clip (7-for-16) with 1 HR and 3 RBI...Led off ninth inning of Game 1 at CIN with single, and eventually scored tying run on fielder's choice by D. Justice, with Atlanta going on to win, 2-1, in 11 innings...Knocked two-run HR in seventh inning of Game 3, giving Braves final cushion in a 5-2 victory...World Series (Cle.): Hit .286 (6-for-21) with 3 doubles and 1 RBI...Batted safely in 12 of 14 postseason games.

1994: Spent the entire campaign on disabled list with a complete tear of the anterior cruciate ligament in his left knee...The injury occurred in a spring training game vs. the Yankees in Ft. Lauderdale on 3/18...Placed on the 15-day DL on 3/20... Underwent successful surgery in Atlanta on 4/4...The surgery was performed at Piedmont Hospital by Dr. Marvin Royster, who was assisted by team orthopedic surgeon Dr. Joe Chandler.

1993: Named the 1993 Braves Triple-A Player of the Year...Named the second-best prospect in the International League by *Baseball America*...Led the IL in hits (174), runs (97), total bases (268) and triples (12)...Set Richmond club records in at-bats with 536, hits and total bases...Voted Richmond's Most Valuable Player (Tommie Aaron Memorial Award)...Named IL Rookie of the Year...Went 1-for-3 with an RBI as the starting shortstop in the Triple-A All-Star Game...Had 51 multi-hit games...Named Richmond's Player of the Month for May, July and August...Recalled on 9/10...Collected first ML hit in first ML at-bat on 9/14 vs. CIN.

1992: Played 70 games at Durham (A) before being promoted to Greenville (AA)...Set Greenville franchise record with 11 triples...Batted .429 (27-for-63) with RISP...Finished season with 33 multi-hit games...Named Southern League Player of the Week 7/27 and 8/16...Named SL's top prospect by *Baseball America*.

1991: Named most outstanding prospect for the South Atlantic League...Selected as starting shortstop for All-Star team...Was named Player of the Month for June...Finished tied for first in the SAL with 104 runs, second in triples (11), RBI (98) and hits (154) and third in total bases (245) and a .326 batting average.

1990: Began career at Bradenton (Rookie) of the Gulf Coast League...Batted .229 in 44 games.

PERSONAL: He and his wife Sharon have three sons, Larry Wayne Jones III (Trey), born in 2000, Shea, born in 2004, and Tristan, born in 2005...Has another son, Matthew, born in 1997...Graduated from The Bolles High School in Jacksonville, FL...Was named the 1990 Florida High School Player of the Year...Led Bolles to the state title with a .448 average...Hobbies include hunting and fishing...Active in Braves' "Reach Out, Be Our Guest" ticket program for disadvantaged youth...Signed by Tony DeMacio and Dean Jongewaard.

C. Jones' Career Transactions

- Selected by the Atlanta Braves in the first round (No. 1 overall) in the 1990 June free agent draft.
- On disabled list (complete tear of the anterior cruciate ligament in his left knee) from March 20 to September 16, 1994.
- On disabled list (removal of bone chip from right knee) from March 22 to April 6, 1996.
- On disabled list (strained right hamstring) from April 19 to May 8, 2004; included an injury rehabilitation assignment to Rome.
- On disabled list (Injured ligament, second toe, left foot) from June 6 to July 18, 2005; included an injury rehabilitation assignment to Rome (A).
- On disabled list (right ankle sprain and sprain to the lateral collateral ligament of the right knee) from April 10 to April 25, 2006.
- On disabled list (strained left oblique) from July 29 to August 13, 2006; included an injury rehabilitation assignment to Mississippi (AA).
- On disabled list (strained left oblique) from September 4 to September 19, 2006.
- On disabled list (bruised right hand) from May 24 to June 13, 2007.
- On disabled list (strained left hamstring) from July 24 to August 8, 2008.
- Signed a three-year contract extension through 2012, with an option for 2013, on March 31, 2009.
- On Atlanta disabled list (torn anterior cruciate ligament in his left knee) from 8/13/10 through the end of the season; underwent successful surgery performed by Dr. Marvin Royster in Atlanta, GA on August 14, 2010.

C. Jones' Season & Career Highs

2010 Season

Most Runs: 3, 8/4 vs. NYM
Most Hits: 3, three times, last: 8/6 vs. SFG
Most 2Bs: 2, 6/20 vs. KCR
Most 3Bs: None
Most HRs: 1, ten times, last: 8/6 vs. SFG
Most RBI: 3, three times, last: 6/26 vs. DET
Most Walks: 3, twice, 8/3 vs. NYM
Most SBs: 1, five times, last: 6/22 at CWS
Longest Hitting Streak: 11 games, 6/15-28

Career

Most Runs: 5, twice, last: 7/3/01 vs. PHI
Most Hits: 5, twice, last: 8/11/02 at HOU
Most 2Bs: 2, 43 times, last: 6/20/10 vs. KCR
Most 3Bs: 1, 37 times, last: 6/7/09 vs. MIL
Most HRs: 3, 8/14/06 at WSH
Most RBI: 5, 16 times, last: 6/7/09 vs. MIL
Most Walks: 4, four times, last: 4/28/09 vs. STL
Most SBs: 3, 7/16/97 at MON
Longest Hitting Streak: 20 games, 6/24-7/21/06





MYCAL JONES

FULL NAME: Mycal Warren Jones
BATS: Right **THROWS:** Right **M.L. Service:** 0.000
HEIGHT: 5-10 **WEIGHT:** 170
BORN: 5/30/87 in Jacksonville, FL
ACQUIRED: Selected by the Braves in fourth round of the 2009 June free agent draft.
CONTRACT STATUS: Signed through 2011.

Non-Roster Invitee

INFIELDER

79

Jones' Complete Record

Year	Club	AVG	G	AB	R	H	2B	3B	HR	RBI	SH	SF	HP	BB	SO	SB-CS	OBP	SLG	E
2009	Danville	.258	64	244	50	63	18	6	4	27	3	4	5	26	55	19-4	.337	.430	18
2010	Rome	.261	53	199	27	52	12	0	6	34	3	4	2	11	48	6-3	.301	.412	22
	Myrtle Beach	.269	69	275	51	74	19	1	7	22	2	3	7	31	66	15-4	.354	.422	18
	Mississippi	.200	7	30	5	6	0	1	2	5	2	0	0	1	9	1-0	.226	.467	3
Minor Totals		.261	193	748	133	195	49	8	19	88	10	11	14	69	178	41-11	.330	.424	61

M. Jones' 2010 Season Recap

- Entered the 2011 season rated by *Baseball America* as the organization's 19th-best prospect.
- The shortstop played at three levels in his second season in the organization: Rome (A), Myrtle Beach (High A) and Mississippi (AA). Hit a combined .262 with 31 doubles, two triples, 15 home runs, 61 RBI and 83 runs scored between the three stops.
- Began the season with Rome where he hit .261 in 53 games before being promoted to Myrtle Beach on 6/10. In 69 games with MB batted .269 before a late-season promotion to MS on 8/31.
- Honored by the organization as the Myrtle Beach Player of the Year.
- Recorded a 10-game hitting streak, 6/10-20, his first 10 games with Myrtle Beach. Hit .409 (18-for-44) during the streak. He also reached base via hit in 20 of his first 22 games with the Club.
- Ranked among the top 10 in several organizational rankings, including runs (2nd, 83), hits (5th, 132), doubles (5th, 31), home runs (5th, 15), RBI (6th, 61), and stolen bases (T6th, 22).
- Garnered Carolina League Player of the Week honors for the week ending 8/15 after hitting .364 with four home runs and five RBI.
- Selected as the organization's May Player of the Month for Rome (.352, 9 2B, 2 HR, 19 RBI).


M. Jones' Career Highlights

2009: Batted .258 (63-for-244) in an Appalachian League-high 64 games in first professional season with rookie-level Danville...Led the AL in runs with 50, ranked third with 27 extra-base hits and fifth with 18 doubles...Tied for the AL lead, led the Danville club and ranked tied for fourth in the Braves organization with six triples and his 19 steals were tied for sixth...Following the season, was rated by *Baseball America* as the 17th-best prospect in the Appalachian League.

PERSONAL: Attended Miami Dade Community College South...Resides in Jacksonville, FL...Signed by Buddy Hernandez.

M. Jones' Career Transactions

- Selected by the Braves in the fourth round of the 2009 June free agent draft.



JAIR JURRJENS

FULL NAME: Jair Francoise Jurrjens

BATS: Right **THROWS:** Right

HEIGHT: 6-1 **WEIGHT:** 200

BORN: 1/29/86 in Willemstad, Curacao

ACQUIRED: Acquired by the Braves along with OF Gorkys Hernandez from the Detroit Tigers in exchange for SS Edgar Renteria, October 29, 2007.

CONTRACT STATUS: Signed through 2011.

M.L. Service: 3.047

PITCHER

49

Jurrjens' Complete Record

Year Club	W-L	ERA	G	GS	CG	SHO	SV	IP	H	R	ER	HR	HB	BB	SO	WP	BK
2003 GCL Tigers	2-1	3.21	7	2	0	0	0	28.0	33	16	10	3	4	3	20	0	0
2004 GCL Tigers	4-2	2.27	6	6	2	1	0	39.2	25	16	10	2	1	10	39	4	0
Oneonta	1-5	5.31	7	7	0	0	0	39.0	50	25	23	0	3	10	31	5	1
2005 West Michigan	12-6	3.41	26	26	0	0	0	142.2	132	62	54	5	6	36	108	12	3
2006 Lakeland	5-0	2.08	12	12	0	0	0	73.2	53	23	17	4	2	10	59	3	0
Erie	4-3	3.36	12	12	0	0	0	67.0	71	30	25	7	4	21	53	4	0
2007 Erie	7-5	3.20	19	19	1	1	0	112.2	112	43	40	7	1	31	94	9	1
Detroit	3-1	4.70	7	7	0	0	0	30.2	24	16	16	4	1	11	13	2	0
2008 Atlanta	13-10	3.68	31	31	0	0	0	188.1	188	87	77	11	4	70	139	3	0
2009 Atlanta	14-10	2.60	34	34	0	0	0	215.0	186	71	62	15	3	75	152	3	2
2010 Atlanta	7-6	4.64	20	20	0	0	0	116.1	120	63	60	13	2	42	86	2	0
Gwinnett #	1-1	5.54	3	3	0	0	0	13.0	20	8	8	2	0	6	9	1	0
Minor Totals	36-23	3.26	92	87	3	2	0	515.2	496	223	187	30	21	127	413	38	5
A.L. Totals	3-1	4.70	7	7	0	0	0	30.2	24	16	16	4	1	11	13	2	0
Atlanta Totals	34-26	3.45	85	85	0	0	0	519.2	494	221	199	39	9	187	377	8	2
Major Totals	37-27	3.52	92	92	0	0	0	550.1	518	237	215	43	10	198	390	10	2

Bold indicates led league; #Injury rehabilitation assignment

Jurrjens' World Baseball Classic Record

Year Club	W-L	ERA	G	GS	CG	SHO	SV	IP	H	R	ER	HR	HB	BB	SO	WP	BK
2006 Netherlands	0-1	27.00	1	0	0	0	0	1.0	3	3	3	1	0	0	1	0	0

Jurrjens' Major League Fielding Record

Year	Position	PCT	G	PO	A	E	TC	DP
2007	Pitcher	1.000	7	0	4	0	4	0
2008	Pitcher	.978	31	9	35	1	45	1
2009	Pitcher	.920	34	15	32	4	51	2
2010	Pitcher	.964	20	5	22	1	28	0
Pitcher Totals		.956	92	29	93	6	128	3

Jurrjens' Major League Batting Record

Year Club	AVG	G	AB	R	H	2B	3B	HR	RBI	SH	SF	HP	BB	SO	SB	CS	E
2010 Atlanta	.128	20	39	2	5	1	0	0	2	4	0	1	2	14	0	0	1
Major Totals	.117	93	162	16	19	3	1	0	6	18	0	1	16	56	0	0	6

Jurrjens' 2010 Season Recap

- Was placed on the disabled list on 4/30 with a strained left hamstring.
- Prior to landing on the DL, went 0-3 with a 6.38 ERA in five starts.
- Made three rehabilitation starts with Triple-A Gwinnett, where he went 1-1 with a 5.54 ERA (13.0 IP, 20 H, 8 ER, 2 HR, 6 BB, 9 K).
- Went 7-3 with a 4.19 ERA in 15 starts after being activated from the 15-day DL on 6/30.
- Matched his career-best four-game winning streak 8/5-9/4.
- His eight strikeouts on 8/30 vs. NYM and seven strikeouts on 9/4 at FLA marked the first time in his career he had fanned seven or more batters in back-to-back outings.
- Was scratched from 9/20's scheduled start due to a right knee injury that he suffered in the bullpen on 9/17 at New York. The injury sidelined him for the remainder of the year.

Jurrjens' Career Highlights

2009: Finished the season with a career-high four-game winning streak (also: 5/21-6/27/08) dating back to 9/11 at STL...During the streak, he posted a "quality start" in each of his five starts, pitched at a 0.97 ERA (4 ER/37.0 IP), and held opponents to a .194 average...Was voted NL Pitcher of the Month for September, when he posted a 4-1 record with a 1.25 ERA. In 36.0 IP, he struckout 21 batters and only walked 11...Ranked third in the National League in ERA (2.60)...Allowed two or fewer earned runs in 26 of his 34 starts (77%)...Became only the sixth active pitcher to record 13-or-more wins in both his rookie and sophomore seasons...Limited batters to a .192 average with RISP...During his four wins in September, posted a 0.62 ERA and held opponents to a .210 batting average...His four September wins tied for the NL lead, and his ERA was T2nd in the Majors (min. 25.0 IP)...During his four-game losing streak from 6/5-26, he received just five runs of support, which was the second-lowest total of any pitcher (min. 25.0 IP) during the month of June...His .187 opponents' batting average (min. 30.0 IP) in July ranked fourth in the Majors (2nd in the NL) and his four July wins were tied for the fourth-most during the month. Also, pitched to a 2.09 ERA in July.

2008: Pitched his first full season in the Majors after coming to the Braves from Detroit...Led the Braves in wins (13), starts (31), innings pitched (188.1) and strikeouts (139)...Finished third in the NL Rookie of the Year voting behind CHI's G. Soto and CIN's J. Votto...Ranked first among all rookie qualifying starters with a 3.68 ERA and is tied for first among all rookies with 13 wins...He was second with 138 Ks and third with 181.1 IP...His 11 home runs allowed were the fewest allowed among all rookies with at least 25 starts...Was named the National League's Rookie of the Month for June after going 3-0 with a 1.63 ERA in four starts and tied for the NL rookie lead in wins, allowed just one home run in 27.2 IP and became the first Brave to win the award since its inception in 2001...Was the only MLB pitcher to start at least three interleague games without allowing an earned run (1-0, 0.00 ERA, 3 starts, 19.0 IP)...Won his rookie-leading 13th game of the season with his first-career 10 strikeout performance in an 8-4 win over COL on 9/11...With win on 7/8 at LAD (1 R, 5 H, 6 IP), improved to 9-4 on the year and tied the Braves' 71-year-old record for wins before the All-Star break by a rookie, a mark originally set by Boston's Lou Fette in 1937...Won back-to-back starts with a 6-3 victory at NYM on 4/25 and collected his first ML hit with a single off Mike Pelfrey in the 6th inning...Earned his first win with the Braves on 4/2 vs. PIT, going 5.1 IP and allowing two runs on seven hits with a walk and five Ks.

2007: Matched 2006 season's victory total of 10...Joined the Tigers after having contract purchased on 8/15 and became the first pitcher from his native Curacao to reach the Major Leagues...Named by *Baseball America* as the Braves' third-best prospect following the season...Selected to the Eastern League's mid-season All-Star squad...Second in the Eastern League and fifth among Tigers minor leaguers with a 3.20 ERA...Sidelined 5/31-6/15 with a right groin strain...Compiled a 5-2 record and 2.33 ERA (46.1 IP/12 ER) over his final seven starts with Erie 6/27-8/7 -- won each of his last three starts with the SeaWolves 7/26-8/7, posting a 0.78 ERA (23.0 IP/2 ER) and 24 K...Fanned a season-best 10 batters on 7/26 vs. Harrisburg...Selected as the Eastern League Pitcher of the Week for 7/30-8/5 after firing a three-hit shutout on 8/1 at New Britain - fanned 10 batters in the win to match a season high...Made his Major League debut on 8/15 at CLE and got the loss after allowing four runs in seven innings...Earned his first Major League win on 8/21 vs. CLE after limiting the Indians to one run on one hit in 6.2 innings of work...Forced to the disabled list on 8/27 with right shoulder inflammation after he left his start on 8/26 vs. NYY in the second inning...Reinstated from the disabled list on 9/11...Held right-handed batters to a .167 batting average (8-for-48) with the Tigers...Named sixth-best prospect in the Eastern League following the season by *Baseball America*.

2006: Opened the season with Lakeland (A) before earning a promotion to Erie (AA) on 6/12...Fanned a season-best 10 batters on 5/22 at Palm Beach...Compiled a 2.00 ERA (27.0 IP/6 ER) over his first five starts with Erie 6/16-7/10 and won each of his first three decisions 6/22-7/5...Sidelined 7/21-29 with a neck strain...Landed on the disabled list on 8/26 for the remainder of the season with a right shoulder strain...Named the fourth-best prospect in the Tigers organization, 16th-best prospect in the Florida State League and 17th-best prospect in the Eastern League following the season by *Baseball America*...Rated as possessing the best control in the Tigers organization following the season by *Baseball America*.

2005: Tied for fourth in the Midwest League with 12 wins for Single-A West Michigan, while he finished 7th with a 3.41 ERA...Earned a spot on the Midwest League's mid-season All-Star Squad...Won his first four decisions of the season over a seven-start stretch 4/12-5/15...Won his only start during the Midwest League playoffs, fanning seven batters in six shutout innings...Named the 16th-best prospect in the Tigers organization following the season by *Baseball America*.

2004: Began the season with the Gulf Coast League Tigers and tied for the GCL lead with two CG...Fanned a season-best 11 batters in a win over the GCL Braves on 7/15 (7.0 IP, 1 H)...Promoted to Single A Oneonta on 7/25...Named as 22nd-best prospect in the Tigers organization following the season by *Baseball America*.

2003: Made his professional debut with the GCL Tigers as a non-drafted free agent on 5/22.

PERSONAL: Resides in Willemstad, Curacao...Played for the Netherlands during the 2006 World Baseball Classic, picking up a loss in his only appearance while allowing three runs in an inning of relief...Signed by Greg Smith (Tigers).

Jurrjens' Career Transactions

- Signed by the Detroit Tigers as a non-drafted free agent on May 22, 2003.
- On Detroit disabled list (right shoulder inflammation) from August 27-September 11, 2007.
- Acquired by the Atlanta Braves along with OF Gorkys Hernandez from the Detroit Tigers in exchange for SS Edgar Renteria on October 29, 2007.
- On Atlanta disabled list May 5 to June 30, 2010 (strained left hamstring); included injury rehabilitation assignment to Gwinnett (AAA).
- Underwent successful arthroscopic surgery by Dr. James Andrews in Birmingham, Ala. on October 19, to repair a lateral meniscus tear in his right knee that he suffered in the bullpen on September 17.

Jurrjens' Season & Career Highs

2010 Season

Most IP: 8.0, 4/18 vs. COL
Most Hits: 10, 9/9 vs. STL
Most Runs: 8, 4/12 at SD
Most ER: 8, 4/12 at SD
Most Walks: 6, 8/30 vs. NYM
Most Strikeouts: 9, 4/18 vs. COL
Most HRs: 2, three times, last: 9/14 vs. WSH
Longest Winning Streak: 4 games, 8/5-9/4
Longest Losing Streak: 3 games, 4/12-29

Career

Most IP: 8.0, six times, last: 4/18/10 vs. COL
Most Hits: 11, 6/5/08 vs. FLA
Most Runs: 8, 4/12/10 at SD
Most ER: 8, 4/12/10 at SD
Most Walks: 6, twice, last: 8/30/10 vs. NYM
Most Strikeouts: 10, 9/11/08 vs. COL
Most HRs: 3, 7/3/08 vs. PHI
Longest Winning Streak: 4g, twice, last: 8/5-9/4/10
Longest Losing Streak: 4 games, 6/5-26/09

Jair Jurrjens - 2010 Game-by-Game Results

DATE	OPP.	DECISION	IP	H	R	ER	BB	SO	HR	#P
Spring Totals			14.0	12	5	5	3	9	1	---
4/7	CHI	ND, W 3-2	5.0	3	2	0	2	2	0	94
4/12	at SD	L, 17-2	3.1	8	8	8	2	1	0	81
4/18	vs. COL	ND, W 4-3	8.0	5	3	3	3	9	2	108
4/24	at NYM	L, 3-1	6.2	4	3	3	4	3	0	98
4/29	at STL	L, 10-4	1.0	2	3	3	0	0	1	14
April Totals			24.0	22	19	17	11	15	2	79*
6/14^	DUR	ND, W 7-2	2.2	5	2	2	4	4	0	66
6/19^	SYR	L, 2-0	4.1	8	2	2	1	4	1	79
6/24^	BUF	W, 10-4	6.0	7	4	4	1	1	1	81
Rehab Totals			13.0	20	8	8	6	9	2	75*
6/30	WSH	W, 4-1	5.0	6	1	1	2	6	0	85
June Totals			5.0	6	1	1	2	6	0	85*
7/6	at PHI	ND, W 6-3	6.0	2	3	3	3	4	1	89
7/15	MIL	W, 2-1	6.2	6	1	1	2	3	1	91
7/20	SD	W, 4-1	7.0	5	1	1	3	7	1	105
7/25	at FLA	ND, L 5-4	7.0	6	4	4	2	6	0	103
7/31	at CIN	L, 5-2	6.2	8	5	5	0	6	1	104
July Totals			33.1	27	14	14	10	26	4	98*
8/5	SF	W, 3-2	6.0	7	2	2	3	3	0	106
8/10	at HOU	ND, W 4-2	7.1	6	2	1	1	3	0	102
8/15	LAD	W, 13-1	7.0	6	1	1	1	7	0	101
8/20	at CHI	ND, W 5-3	7.0	9	3	3	1	2	1	94
8/25	at COL	ND, L 12-10	5.1	9	7	7	2	4	1	90
8/30	NYM	W, 9-3	5.2	6	3	3	6	8	0	108
August Totals			38.1	43	18	17	14	27	2	102*
9/4	at FLA	W, 2-0	7.0	3	0	0	3	7	0	99
9/9	STL	L, 11-4	3.2	10	7	7	1	2	2	65
9/14	WSH	L, 6-0	5.0	9	4	4	1	3	2	89
Sept. Totals			15.2	22	11	11	5	12	4	84*

^Rehab Start with Triple-A Gwinnett, * Average Pitch Count



KENSHIN KAWAKAMI

FULL NAME: Kenshin Kawakami
BATS: Right **THROWS:** Right **M.L. Service:** 1.000
HEIGHT: 5-11 **WEIGHT:** 200
BORN: 6/22/75 in Tokushima, Japan
ACQUIRED: Signed by the Braves as a free agent, January 13, 2009.
CONTRACT STATUS: Signed through 2011.

Non-Roster Invitee

PITCHER

11

Kawakami's Complete Record

Year Club	W-L	ERA	G	GS	CG	SHO	SV	IP	H	R	ER	HR	HB	BB	SO	WP	BK
1998 Chunichi	14-6	2.57	24	21	4	3	0	161.1	123	48	46	14	2	51	124	4	0
1999 Chunichi	8-9	4.44	29	22	3	1	1	162.0	173	84	80	20	2	43	102	3	0
2000 Chunichi	2-3	4.77	14	10	0	0	0	60.1	65	32	32	10	1	20	24	1	0
2001 Chunichi	6-10	3.72	26	22	3	1	0	145.0	153	61	60	12	4	36	127	4	0
2002 Chunichi	12-6	2.35	27	24	3	3	0	187.2	170	54	49	13	8	34	149	0	0
2003 Chunichi	4-3	3.02	8	7	1	0	0	53.2	60	22	18	2	1	14	37	3	0
2004 Chunichi	17-7	3.32	27	22	5	2	0	192.1	173	72	71	27	4	38	176	2	0
2005 Chunichi	11-8	3.74	25	22	3	2	0	180.1	186	75	75	20	4	28	138	1	0
2006 Chunichi	17-7	2.51	29	22	6	3	0	215.0	166	74	60	22	5	39	194	3	0
2007 Chunichi	12-8	3.55	26	26	0	0	0	167.1	175	72	66	18	6	23	145	1	0
2008 Chunichi	9-5	2.30	20	16	1	0	0	117.1	99	33	30	11	5	25	112	1	0
2009 Atlanta	7-12	3.86	32	25	0	0	1	156.1	153	73	67	15	6	57	105	8	1
2010 Atlanta	1-10	5.15	18	16	0	0	0	87.1	98	57	50	10	1	32	59	4	0
Gwinnett	0-1	4.29	5	5	0	0	0	21.0	26	12	10	5	1	5	22	2	0
Minor Totals	0-1	4.29	5	5	0	0	0	21.0	26	12	10	5	1	5	22	2	0
Japanese Totals	112-72	3.22	257	214	29	15	1	1642.1	1543	627	587	169	42	351	1328	23	0
Major Totals	8-22	4.32	50	51	0	0	0	243.2	251	130	117	25	7	89	164	12	1

Bold indicates led league.

Kawakami's Olympic Record

Year Club	W-L	ERA	G	GS	CG	SHO	SV	IP	H	R	ER	HR	HB	BB	SO	WP	BK
2008 Japan	0-1	4.70	5	0	0	0	0	7.2	5	4	4	1	0	4	6	0	0

Kawakami's Major League Fielding Record

Year	Position	PCT	G	PO	A	E	TC	DP
2009	Pitcher	.976	32	13	28	1	42	3
2010	Pitcher	.813	18	2	11	3	16	0
Pitcher Totals		.931	50	15	39	4	58	3

Kawakami's Major League Batting Record

Year Club	AVG	G	AB	R	H	2B	3B	HR	RBI	SH	SF	HP	BB	SO	SB	CS	E
2010 Atlanta	.125	18	24	2	3	1	0	0	1	5	0	0	3	9	0	0	3
Major Totals	.108	52	65	2	7	1	0	0	1	9	0	0	6	22	0	0	4

Kawakami's 2010 Season Recap

- In an up-and-down sophomore season, went 1-10 with a 5.15 ERA in 18 games (16 starts) for Atlanta. Also made five starts with Triple-A Gwinnett (0-1, 4.29).
- Started the season in Atlanta where he made 15 of his 16 starts before being optioned to Gwinnett (AAA) on 8/7. Was recalled on 8/30 and optioned to Danville (R) on 8/31(procedural move). Recalled a second time on 9/1 for the remainder of the season.
- Made two appearances after his 9/1 recall allowing six earned runs in 4.0 innings pitched (13.50 ERA) over two appearances (one start).
- His lone win came 6/26 vs. DET when he tossed a season-high 7.0 innings and held the Tigers to one earned run on two hits.
- Pitched 6.0 scoreless frames on 5/19 vs. CIN, but did not factor in the decision as the Braves pulled off a one-run victory in the ninth inning.

Kawakami's Japanese Career Recap

- In a stellar 11-year career, went 112-72 (.609) with a 3.22 ERA and 1,328 strikeouts in 257 games (214 starts) in Japan's Central League.
- Allowed only 351 walks in 1,642.1 innings of work and had a strikeout-to-walk ratio of 3.8-to-1. Over the last five seasons (2004-08) his ratio was exactly 5-to-1 (765-153).
- Earned the Central League's Most Valuable Player Award and Sawamura Award (equivalent to MLB's Cy Young Award) in 2004.
- Was twice (2004 and 2006) named to the prestigious Best Nine team (Japan's postseason All-Star squad).
- Was a six-time All-Star and garnered three Gold Glove Awards (2004, '06, '07) for his fielding excellence.
- Won the Central League Player/Pitcher of the Month Award a record eight times.
- Recorded a no-hitter against the Tokyo Yomiuri Giants in 2002.
- Won 10 or more games in a season six times.
- Pitched in the postseason three times (2004, '06, '07) and led Chunichi to the 2007 League Championship.

Kawakami's Career Highlights

2009: Became the first Japanese-born player in the history of the Braves franchise...As a starter (25 G), was 7-10 with a 3.97 ERA. As a reliever (seven games) was 0-2 with a 2.63 ERA...Among NL rookies, he was second with 25 starts, fifth in wins (7), tied for third in strikeouts (104), third in innings pitched (156.1), fifth in ERA (3.86) and fifth in opponents avg. (.260)...Earned his first save with 4.0 scoreless IP (1 H, 0 W, 3 Ks) on 9/21 at NYM. It was the Braves' first four-inning rescue since Mark Grant turned the trick on October 2, 1990...Made his first career relief appearance in the ninth inning on 9/4 vs. CIN (1.0 IP, 1 K).

2008: Pitched in 20 games (16 starts) and posted a career-best 2.30 ERA...Went 9-5 with a 1.06 WHIP and tied for fifth in the Central League in strikeouts (112)...Fanned 112 batters and walked just 25 in 117.1 innings pitched...Earned the league's Pitcher of the Month Award for June, when he went 3-0 with a 1.05 ERA...Missed three weeks of action due to a back injury...Made five relief appearances in the Beijing Olympic Games, posting a 4.70 ERA with six strikeouts in 7.2 innings pitched, suffered the loss in the Bronze Medal game vs. the United States.

2007: Earned the Gold Glove Award for the third time in his career and was named to his sixth career All-Star team...Went 12-8 with a 3.55 ERA...Tied for fifth in the league in wins, was seventh in strikeouts (145) and finished eighth in ERA...Started the opening game of the Japan Series vs. the Nippon Ham Fighters and retired 21 straight batters at one point, but suffered the loss thanks to a Fernando Seguinol first-inning home run...Chunichi went on to win the series for its first league title in 50 years.

2006: Was named to the Best Nine team and finished second in voting for the Sawamura Award...Also claimed his second career Gold Glove Award...Went 17-7 with a 2.51 ERA and tied for the Central League lead with a career-high 194 strikeouts...Walked just 39 batters and allowed 166 hits in 215 IP...Tied for the league lead in wins, ranked second in innings pitched and ranked third in ERA...His three shutouts tied for the league lead...Earned the league Player of the Month Award for May...It was his seventh career Player of the Month Award and tied the Japanese record for total POM awards (with Masahiro Yamamoto and Hideki Matsuji)...Earned the win in Game 1 of the Japan Series (Chunichi's only victory in the series) with an eight-inning, two-run performance against the Nippon Ham Fighters...He suffered the loss in Game 5 and Nippon won the championship four games to one.

2005: Went 11-8 with a 3.74 ERA...Earned the Central League Player of the Month Award for July.

2004: Posted his finest season in Japan and helped Chunichi to the Central League pennant...Earned the league's Most Valuable Player Award and was the recipient of the Sawamura Award as the best pitcher (equivalent to MLB's Cy Young Award)...Also won the Gold Glove and was named to the league's Best Nine (post-season All-Star team)...Went 17-7 with a 3.32 ERA...His 17 wins led the circuit and his 176 strikeouts ranked second to Kei Igawa...Earned the league Player of the Month Award for both May and August... Chunichi lost the Japan Series to the Seibu Lions (four games to three).

2003: Was limited to eight games and went 4-3 with a 3.02 ERA...Earned the Central League Player of the Month Award for April.

2002: After going 16-22 in the previous three seasons, bounced back with a 12-6 record and a 2.35 ERA...Finished second in the league in ERA...On 8/1, threw a no-hitter against the Tokyo Yomiuri Giants at the Tokyo Dome...Earned the Central League Player of the Month Award for August.

2001: Suffered his third straight losing season with a 6-10 record and 3.72 ERA in 26 games (22 starts).

2000: Went 2-3 with a career-high 4.77 ERA in 14 games (10 starts).

1999: Slipped below .500 with an 8-9 record and a 4.44 ERA in 29 games (22 starts).

1998: Earned the Central League's Rookie of the Year Award by going 14-6 with a 2.57 ERA in 26 games...Finished fourth in the league in wins and second in ERA...Earned the league's Player of the Month Award for July...Made his professional debut on 4/9.

PERSONAL: Is single and resides in Nagoya City, Japan...Attended the University of Meiji at Tokyo... Was Chunichi's top pick in the 1997 Japanese Amateur Draft...Pitched for Japan in the 1997 Intercontinental Cup, as they stunned Cuba in the Gold Medal game, marking Cuba's first Gold Medal-game loss in 15 years.

Kawakami's Career Transactions

- Signed by the Atlanta Braves as a free agent on January 13, 2009.

Kawakami's Season & Career Highs

2010 Season

Most IP: 7.0, 6/26 vs. DET
Most Runs Allowed: 5, six times, last: 9/3 at FLA
Most ER Allowed: 5, three times, last: 9/3 at FLA
Most Hits Allowed: 9, 6/4 at LAD
Most HRs Allowed: 3, 5/9 at PHI
Most Walks: 4, 3 times, last: 9/3 at FLA
Most Strikeouts: 8, 6/9 at ARI
Longest Winning Streak: None
Longest Losing Streak: 9 games, 4/11-6/15

Career

Most IP: 8.0, 5/22/09 vs. TOR
Most Runs Allowed: 8, 4/26/09 at CIN
Most ER Allowed: 8, 4/26/09 at CIN
Most Hits Allowed: 9, twice, last: 6/4/10 at LAD
Most HRs Allowed: 3, twice, last: 5/9/10 at PHI
Most Walks: 4, seven times, last: 9/3/10 at FLA
Most Strikeouts: 8, twice, last: 6/9/10 at ARI
Longest Winning Streak: 2, 6/19-7/8/09
Longest Losing Streak: 9 games, 4/11-6/15

Kenshin Kawakami - 2010 Game-by-Game Results

Date	Opp.	Decision	IP	H	R	ER	BB	SO	HR	#P
Spring Totals			0-1, 2.92	24.2	28	13	8	2	13	4 ---
4/11	at SF	L, 6-3	6.0	5	3	2	1	1	0	65
4/17	COL	L, 4-0	5.0	8	4	4	2	2	0	103
4/23	at NYM	L, 5-2	6.0	6	3	3	1	3	1	102
4/28	at STL	L, 6-0	4.1	5	5	4	4	4	0	83
April Totals			0-4, 5.48	21.1	24	15	13	8	10	1 88*
5/4	at WSH	L, 6-3	5.0	7	3	3	0	1	2	79
5/9	at PHI	L, 5-3	6.2	7	5	5	2	5	3	111
5/14	ARI	ND, W 6-5	4.1	5	4	3	2	7	0	96
5/19	CIN	ND, W 5-4	6.0	5	0	0	1	5	0	79
5/25	at FLA	L, 6-4	6.0	7	3	3	0	2	1	79
5/30	PIT	ND, W 5-2	6.2	4	2	2	2	2	1	93
May Totals			0-3, 4.15	34.2	35	17	16	7	22	7 90*
6/4	at LAD	L, 5-4	6.1	9	5	5	3	4	0	110
6/9	at ARI	ND, L 2-1	6.0	4	0	0	4	8	0	111
6/15	TB	L, 10-4	5.0	7	5	2	3	6	1	100
6/20	KC	ND, W 8-5	2.0	6	5	4	0	1	0	36
6/26	DET	W, 4-3	7.0	2	1	1	3	6	0	102
June Totals			1-2, 4.10	26.1	28	16	12	13	25	1 92*
7/16^	MIL	ND, L 9-3	1.0	5	3	3	0	0	0	22
July Totals			0-0, 27.00	1.0	5	3	3	0	0	0 22*
9/3	at FLA	L, 6-1	3.0	5	5	5	4	2	0	73
9/9	STL	ND, L 11-4	1.0	1	1	1	1	0	0	14
Sept. Totals			0-1, 13.50	4.0	6	6	6	5	2	0 44*

^ In Relief, * Average Pitch Count



Daichi Takasue
Japanese Translator



CRAIG KIMBREL

FULL NAME: Craig M. Kimbrel

BATS: Right **THROWS:** Right

HEIGHT: 5-11

WEIGHT: 205

M.L. Service: 0.066

BORN: 5/28/88 in Huntsville, AL

ACQUIRED: Selected by the Braves in the third round (96th overall) of the 2008 June free agent draft.

CONTRACT STATUS: Signed through 2011.

PITCHER

46

Kimbrel's Complete Record

Year	Club	W-L	ERA	G	GS	CG	SHO	SV	IP	H	R	ER	HR	HB	BB	SO	WP	BK
2008	Danville	1-2	0.47	12	0	0	0	6	19.0	5	4	1	0	3	10	27	4	0
	Rome	2-0	0.71	10	0	0	0	4	12.2	6	1	1	0	0	4	26	0	0
	Myrtle Beach	0-0	0.00	2	0	0	0	0	3.2	5	0	0	0	0	1	3	0	0
2009	Rome	0-0	0.90	16	0	0	0	10	20.0	9	2	2	0	1	6	38	0	0
	Myrtle Beach	0-2	5.47	19	0	0	0	2	26.1	18	19	16	2	1	28	45	8	1
	Mississippi	2-1	0.77	12	0	0	0	6	11.2	3	1	1	0	1	7	17	1	0
	Gwinnett	0-0	0.00	2	0	0	0	0	2.0	0	0	0	0	0	4	3	1	0
2010	Atlanta	4-0	0.44	21	0	0	0	1	20.2	9	2	1	0	0	16	40	4	0
	Gwinnett	3-2	1.62	48	0	0	0	23	55.2	28	13	10	3	4	35	83	8	1
Minor Totals		8-7	1.85	121	0	0	0	51	151.0	74	40	31	5	10	95	242	22	2
Major Totals		4-0	0.44	21	0	0	0	1	20.2	9	2	1	0	0	16	40	4	0

Kimbrel's Division Series Record

Year	Club, Opp.	W-L	ERA	G	GS	CG	SHO	SV	IP	H	R	ER	HR	HB	BB	SO	WP	BK
2010	Atl. vs. SF	0-1	2.08	4	0	0	0	0	4.1	1	2	1	0	0	1	7	0	0

Kimbrel's 2010 Season Recap

- Put together a fine 2010 season, opening the year at Gwinnett (AAA) where he recorded a 1.62 ERA in 48 relief appearances, including 23 saves, before a promotion to the majors for his first career appearance on a ML roster on 5/5.
- Appeared on the major league roster on four separate occasions with each transaction taking place with GWI. Promoted to the majors for the first time on 5/5; optioned 5/22; recalled 6/5; optioned 6/22; recalled 8/27; optioned 8/29; recalled 9/7 for the remainder of the season.
- Posted a perfect 4-0 record with a 0.44 ERA in 21 appearances in relief for the major-league Club.
- In 20.2 innings pitched for the ML Club, recorded 40 strikeouts.
- Pitched in all four Division Series games going 0-1 with a 2.08 ERA and had seven strikeouts in 4.1 IP. Made scoreless outings in Games 1, 2 and 4. In Game three, gave up a one-out walk followed two batters later by a two-out single - his only hit of the series - before being removed from the game. Both runs came around to score on a single and error, respectively.
- Made his major league debut 5/7 at PHI and allowed a 2B to the first batter he faced. (1.0 IP, 1 H, 2 K, 19 pitches).
- Struck out the side in 9/19 at NYM for his first career save.
- Posted a 16.1 scoreless inning streak from 6/7-10/2.
- Garnered his first career victory 5/20 vs. CIN after tossing a scoreless ninth inning.
- At the time of his first call-up (5/5), had recorded six saves with a 1.20 ERA (15.0 IP/2 ER) and 21 strikeouts for GWI.
- With GWI, logged 83 strikeouts in 55.2 innings pitched for an average of 1.49 Ks per inning.

Kimbrel's Career Highlights

2009: Enters the 2010 season as the Braves' fifth-best prospect and as having the "Best Fastball" in all of Class A according to *Baseball America*...Was named the Phil Niekro Award winner, given annually to the top pitcher in the farm system...Had a fine sophomore season, playing at three different levels (A, AA and AAA)...His 2009 season totals: 2-3 with 18 saves, 2.85 ERA (60.0 IP/19 ER), 103 strikeouts and 45 walks in 49 relief appearances...Was a perfect 18-for-18 in save opportunities, third-most among Braves farmhands...Struck out 103 batters in 60.0 IP, for an average of 1.72 per inning...Ranked second among all minor league relievers with 15.45 strikeouts per nine innings and was seventh (first among Braves minor league relievers) with a .150 opponents average...Placed in the top ten in several categories among Braves farmhands including games (T3rd, 39), relievers ERA (8th-2.85) and strikeouts (9th-103)...Struggled in his

first six outings (all with MB) of the season, 4/9-22, allowing 12 earned runs in 7.2 IP (14.09 ERA)...Without those six outings, his ERA for the season would have been 1.20 (52.1 IP/7 ER). Also, over his final 37 appearances, from 5/14-9/6, allowed an earned run in just three app. (0.60, 45.1 IP/3 ER)...Converted seven-of-seven save opportunities and pitched at a 1.42 ERA (12.2 IP/2 ER) while recording 26 strikeouts compared to three walks en route to being named Rome's Player of the Month for May...Despite playing in only 16 games with Rome, ranked second on the club with 10 saves...Was tabbed an Arizona Fall League "Rising Star" by *Baseball America*...Made 11 relief appearances totaling 10.1 IP (10.45 ERA) for Peoria Saguaros of the AFL.

2008: Following the season, rated by *Baseball America* as having the "Best Fastball" and as the 10th-best prospect in the Atlanta organization...Posted a combined 3-2-10 record with a 0.51 ERA and 56 strikeouts in 25.1 IP in first professional season...Held opponents to a .131 average at the three stops...Ranked tied for fifth among Braves minor league relievers with 10 saves...Named Rome's August Pitcher of the Month (2-0-3, 0.87 ERA, 10.1 IP, 21 K)...Opened the season at rookie-level Danville (6/18-7/25) and started his career with four saves in four consecutive appearances and a win in his fifth appearance before suffering his first loss...In 12 games with DAN, converted 6-of-7 save opportunities and earned one win while holding opponents to a .076 batting average.

PERSONAL: Resides in Huntsville, AL...Attended Wallace State (AL) CC...Signed by Brian Bridges.

Kimbrel's Season & Career Highs

2010 Season	Career
Most IP: 2.0, 6/15 vs. TB	Most IP: 2.0, 6/15 vs. TB
Most Runs Allowed: 1, twice, last: 6/5 at LAD	Most Runs Allowed: 1, twice, last: 6/5 at LAD
Most ERs Allowed: 1, 5/15 vs. ARI	Most ERs Allowed: 1, 5/15 vs. ARI
Most Hits Allowed: 2, 6/5 at LAD	Most Hits Allowed: 2, 6/5 at LAD
Most HRs Allowed: None	Most HRs Allowed: None
Most Walks: 3, 5/15 vs. ARI	Most Walks: 3, 5/15 vs. ARI
Most Strikeouts: 3, five times, last: 9/28 vs. FLA	Most Strikeouts: 3, five times, last: 9/28 vs. FLA
Longest Winning Streak: 4 games, 5/20-present	Longest Winning Streak: 4 games, 5/20-present
Longest Losing Streak: None	Longest Losing Streak: None

Kimbrel's Career Transactions

- Selected by the Atlanta Braves in the third round (96th overall) of the 2008 June free agent draft.





SCOTT LINEBRINK

FULL NAME: Scott Cameron Linebrink

BATS: Right **THROWS:** Right

HEIGHT: 6-3 **WEIGHT:** 220

M.L. Service: 9.016

BORN: 8/4/76 in Austin, TX

ACQUIRED: From the Chicago White Sox along with cash considerations in exchange for RHP Kyle Cofield on December 3, 2010.

CONTRACT STATUS: Signed through 2011.

PITCHER

19

Linebrink's Complete Record

Year	Club	W-L	ERA	G	GS	CGSHO	SV	IP	H	R	ER	HR	HB	BB	SO	WP	BK	
1997	Salem-Keizer	0-0	4.50	3	3	0	0	10.0	7	5	5	1	0	6	6	1	0	
1997	San Jose	2-1	3.18	6	6	0	0	28.1	29	11	10	2	0	10	40	2	0	
1998	Shreveport	10-8	5.02	21	21	0	0	113.0	101	66	63	12	7	58	128	8	0	
1999	Shreveport	1-8	6.44	10	10	0	0	43.1	48	31	31	7	0	14	33	1	0	
2000	Fresno	1-4	5.23	28	7	0	0	62.0	54	42	36	10	1	12	49	3	1	
2000	San Francisco	0-0	11.57	3	0	0	0	2.1	7	3	3	1	0	2	0	0	0	
	New Orleans	2-0	1.80	11	0	0	0	15.0	15	4	3	0	0	7	22	3	0	
	Houston	0-0	4.66	8	0	0	0	9.2	11	5	5	3	3	6	6	0	0	
2001	New Orleans	7-6	3.50	50	90	0	0	8	72.0	52	28	28	4	2	24	72	9	0
	Houston	0-0	2.61	9	0	0	0	10.1	6	4	3	0	2	6	9	1	0	
2002	Round Rock#	0-0	0.00	2	2	0	0	2.0	0	0	0	0	0	2	1	0	0	
	Houston	0-0	7.03	22	0	0	0	24.1	31	21	19	2	1	13	24	0	0	
	New Orleans#	1-1	6.00	13	0	0	0	15.0	17	11	10	1	1	11	16	2	0	
2003	New Orleans#	0-2	2.70	2	2	0	0	10.0	8	3	3	1	0	5	6	2	0	
	Houston	1-1	4.26	9	6	0	0	31.2	38	15	15	4	3	14	17	5	0	
	San Diego	2-1	2.82	43	0	0	0	60.2	55	22	19	5	3	22	51	6	0	
2004	San Diego	7-3	2.14	73	0	0	0	84.0	61	22	20	8	3	26	83	3	0	
2005	San Diego	8-1	1.83	73	0	0	0	73.2	55	17	15	4	0	23	70	3	0	
2006	San Diego	7-4	3.57	73	0	0	0	75.2	70	31	30	9	1	22	68	2	0	
2007	San Diego	3-3	3.80	44	0	0	0	45.0	41	19	19	9	1	14	25	4	0	
	Milwaukee	2-3	3.55	27	0	0	0	25.1	27	14	10	3	0	11	25	2	0	
2008	Chicago (AL)	2-2	3.69	50	0	0	0	46.1	41	20	19	8	0	9	40	3	0	
2009	Chicago (AL)	3-7	4.66	57	0	0	0	2	56.0	70	34	29	9	3	23	55	5	0
2010	Chicago (AL)	3-2	4.40	52	0	0	0	57.1	59	31	28	11	3	17	52	7	0	
Minor Totals		24-30	4.59	146	51	0	0	13	370.2	333	201	189	38	11	149	373	31	1
A.L. Totals		8-11	4.28	159	0	0	0	3	159.2	170	85	76	28	6	49	147	15	0
N.L. Totals		30-16	3.21	384	6	0	0	4	442.2	402	173	158	48	17	159	378	26	0
Major Totals		38-27	3.50	543	6	0	0	7	602.1	572	258	234	76	23	208	525	41	0

indicates injury rehab assignment.

Linebrink's Division Series Record

Year	Club, Opp.	W-L	ERA	G	GS	CGSHO	SV	IP	H	R	ER	HR	HB	BB	SO	WP	BK
2005	SD vs. STL	0-0	0.00	1	0	0	0	1.0	0	0	0	0	0	0	1	0	0
2006	SD vs. STL	0-0	6.75	2	0	0	0	1.1	1	1	1	1	0	1	0	0	0
2008	CWS vs. TB	0-0	0.00	1	0	0	0	1.0	1	0	0	0	0	1	1	0	0
D.S. Totals		0-0	2.70	4	0	0	0	3.1	2	1	1	1	0	2	2	0	0

Linebrink's Major League Fielding Record

Year	Position	PCT	G	PO	A	E	TC	DP
2000	Pitcher	1.000	11	0	1	0	1	0
2001	Pitcher	---	9	0	0	0	0	0
2002	Pitcher	1.000	22	1	2	0	3	0
2003	Pitcher	1.000	52	6	4	0	10	0
2004	Pitcher	.818	73	4	5	2	11	0
2005	Pitcher	.800	73	1	3	1	5	2
2006	Pitcher	1.000	73	6	7	0	11	1
2007	Pitcher	.875	71	6	8	2	5	2
2008	Pitcher	1.000	50	2	6	0	8	1
2009	Pitcher	1.000	57	2	5	0	7	0
2010	Pitcher	.889	52	2	6	1	9	1
Pitcher Totals		.928	543	30	47	6	70	7

Linebrink's Career Recap

- Came to the Braves organization via trade this offseason, marking the third time he has been traded and the sixth organization he has been a part of.
- Is 30-16 with a 3.21 ERA in 384 games (six starts) against National League opponents, and has appeared in 543 games total between the American and National Leagues.
- Posted a career-high eight wins in 2005 while pitching for San Diego, finishing the season 8-1 with a 1.83 ERA (15 ER/73.2 IP).
- Has made four postseason appearances for San Diego (2005 and 2006) and Chicago (2008), allowing just one earned run in 3.1 IP.

Linebrink's 2010 Season Recap

- Was 3-2 with a 4.40 ERA (28 ER/57.1 IP) in 52 appearances in his third season with the White Sox .
- Lowered his opponents average from .304 in 2009 to .262 (59-225)
- Posted a 3.86 ERA (12 ER/28.0 IP) in the second half of the season, compared to a 4.91 ERA (16 ER/29.1 IP) pre-All-Star break.
- Registered his 500th career strikeout on 6/11 at CHI. Made his 500th career appearance 5/5 vs. KC.
- Recorded at least 1.0 inning in 42 of his 52 outings.
- Limited opponents to a .203 (15-for-74) average with runners in scoring position and a .083 (1-12) ledger with the bases loaded.
- ERA by months: 1.13 ERA (1 ER/8.0 IP) in April; 6.35 (8 ER/11.1 IP) in May; 7.88 (7 ER/8.0 IP) in June, 1.35 (1 ER/6.2 IP) in July, 4.38 (12.1 IP/6 ER) in August and 4.09 (11.0 IP/5 ER) in September.
- His first batters faced went 12-for-48 (.250).
- Allowed 20.7 percent (6-of-29) of inherited runners to score
- Failed to convert his only save opportunity on 5/1 at NYY, but did earn the win (1.1 IP, 4 H, 4 R, 4 ER, 0 BB, 0 K, 1 HR).
- Registered only one hold, his fewest in a full season.
- Surrendered 11 home runs, his most since a career-high 12 in 2007.
- From 6/7-8/8 allowed one earned run over 12.1 innings (0.75 ERA) in 12 appearances.
- Right-handers hit .234 (25-for-107) off him, while left-handed hitters batted .288 (34-for-118).

Linebrink's Career Highlights

2009: Went 3-7 with a 4.66 ERA (29 ER/56.0 IP) in 57 appearances in his second season with the White Sox...His seven losses marked a career high and his 4.66 ERA was his highest since posting a 7.03 ERA in 22 games in 2002...Struck out 55 batters, his most since 2006 (68), and walked 23, compared to nine in 2008 ...Posted a 1.93 ERA (7 ER/32.2 IP) with a .242 (30-124) average against in the first half, and an 8.49 ERA (22 ER/23.1 IP) with a .377 (40-106) mark after the All-Star Break...The 8.49 ERA in the second half was the highest among all pitchers (min. 20 games)...Was scored upon in 11 of his 25 second-half appearances with 11 walks and 40 hits...Was 2-for-4 in save situations...His .304 opponent's batting average was the fifth-highest among AL relievers...First batters faced batted .273 (15-for-55)...Allowed 33.3 percent (4-of-12) of inherited runners to score...Earned his sixth career save on 5/26 at LAA, his first since 7/6/08 vs. Oakland...Earned his second save on 7/3 at KC with 1.2 scoreless innings pitched...Seven of his nine home runs came vs. right-handers...Went 0-4 in day games...Registered a 2.16 ERA (2 ER/8.1 IP) in interleague play...No. three and four batters in the lineup combined to hit .410 (25-for-61).

2008: Was limited to 50 appearances in his first season with the White Sox due to a midseason back injury snapping his streak of four consecutive seasons with at least 70 relief outings...41 of his appearances came before the All-Star Break; he made nine in second half...Was leading the American League in holds as late as 6/17...Averaged 7.8 strikeouts per 9.0 IP (40 SO/46.1 IP) and posted a 4.4:1 strikeout-to-walk ratio (9 BB)...Converted one of four save opportunities...ERA was 10.80 in save situations (4 ER/3.1 IP), compared to 3.14 (15 ER/43.0 IP) in non-save opportunities... Limited left-handers to a .200 (16-for-80) average, while righties batted .263 (25-95)...First batters faced hit .222 (10--for-45)...Stranded 8-of-10 inherited runners...37 of his 50 appearances were scoreless...Appeared with no rest 15 times, posting a 1.98 ERA (3 ER/13.2 IP)...Made a season-high 14 consecutive scoreless appearances from 5/3-28 (13.1 IP)...Made his White Sox debut on 4/3 at CLE...Tossed a season-high 2.0 IP on 4/28 vs. BAL before the game was suspended due to rain...Earned his first win with the CWS on 5/21 vs. CLE...Compiled a season-best 0.68 ERA (1 ER/13.1 IP) in May...Gave up game-ending homers to Cliff Floyd on 5/30 at TB and Aramis Ramirez on 6/20 at CHI...Did not issue a walk in 22 straight games from 5/9-6/28 (21 SO/19.0 IP)...Posted a 0.93 ERA (3 ER/29.0 IP) in 31 outings from 4/16-7/1...Moved into the closer role with Bobby Jenks on the disabled list in early July and converted one of three save opportunities...His save on 7/6 vs. OAK was his first since 5/27/07 vs. MIL as a member of the Padres...Was scored upon in four of five games (5 ER/5.0 IP) before landing on the disabled list with inflammation of the right posterior on 7/26 (retro to 7/23)...Was reinstated from the disabled list on 9/1 and allowed nine runs in his final eight games (7.1 IP).

2007: Combined to go 5-6 with a 3.71 ERA (29 ER/70.1 IP) and one save in 71 relief appearances between San Diego and Milwaukee...Was traded by the Padres to Milwaukee on 7/25 in exchange for pitchers Steve Garrison, Will Inman and Joe Thatcher...Was 3-for-3 with a 3.80 ERA (19 ER/45.0 IP) in 44 games with San Diego and 2-3 with a 3.55 ERA (10 ER/25.1 IP) in 27 games with Milwaukee...64 of his 71 appearances lasted at least 1.0 IP (90.1 percent)...Registered 21 holds, tied for 11th in the National League...Posted a 2.89 ERA at home, compared to a 4.64 ERA on the road...ERA rose from 2.52 (11 ER/39.1 IP) in the first half to 5.23 (18 ER/31.0 IP) after the All-Star Break...Left-handers hit .215 (26-121)...Limited opponents to a .176 average at PETCO Park (.292 elsewhere)...Allowed 25.0 percent (4-of-16) of inherited runners to score...Surrendered 12 homers, tied for the second-most among all relievers in baseball...Made 14 consecutive scoreless appearances between 5/5-6/8 (14.0 IP)...Earned his only save on 5/25 vs. MIL...Made his Brewers debut on 7/27 at StL with 1.0 scoreless IP...Wore No. 40 in his first two games with MIL before switching to No. 71 in honor of Padres bullpen catcher Mark Merila, who was battling a brain tumor...Allowed seven earned runs in his first 13 games with the Brewers (4.97 ERA) before recording a 2.14 ERA (3 ER/12.1 IP) over his final 14.

2006: Appeared in 73 games for the third consecutive season...73 appearances matched his career high...Went 7-4 with a 3.57 ERA (30 ER/75.2 IP) and two saves with San Diego...Led the National League with 36 holds and led the Padres bullpen in wins, games pitched and strikeouts (68)...Tied for second in the NL with nine blown saves.

2005: Established career highs in wins (eight), ERA (1.83) and tied his season best in appearances (73) in his second full season with San Diego...His 1.83 ERA was the second-lowest mark by a Padres reliever in franchise history (minimum 70 games), while the eight wins were the most by relief pitcher since Dan Miceli in 1998 (10)...Ranked among NL relievers in wins (T1st), holds (4th, 26), ERA (5th) and average (.209)...Surrendered four home runs in 73.2 IP...63 of his 73 appearances were scoreless...Earned his first save on 9/30 vs. the Dodgers...Did not yield an earned run over his final 23 outings (24.0 IP).

2004: Went 7-3 with a 2.14 ERA (20 ER/84.0 IP) in 73 games with the Padres...Established a career high with 83 strikeouts and eclipsed the 70-game mark for the first time...Tied for fourth in the National League in wins, ranked sixth in ERA and tied for sixth in holds (28)...Made 15 straight scoreless appearances from 7/3-8/12 (16.0 IP).

2003: Combined to go 3-2 with a 3.31 ERA (34 ER/92.1 IP) in 52 games (six starts) with Houston and San Diego...His 92.1 innings were a career high...Was claimed off waivers by the Padres on 5/29...Went 1-1 with a 4.26 ERA in nine games (six starts) with HOU and 2-1 with a 2.82 ERA in 43 games with SD...Was 1-0 with a 4.03 ERA (13 ER/29.0 IP) as a starter and 2-2 with a 2.98 ERA (21 ER/63.1 IP) in relief...Earned his first win on 5/23 vs. CHI (4 ER/5.0 IP)...Picked up his first hit on 7/13 at STL (single off Dan Haren)...Began the season with Class AAA New Orleans...Went 0-2 with a 2.70 ERA (3 ER/10.0 IP) in two starts before his promotion.

2002: Made his second career Opening Day roster...In 22 relief appearances with Houston, pitched at a 7.03 ERA (19 ER/24.1 IP) without earning a decision...Was on the 15-day disabled list from 5/25-6/16 with a strained right elbow...Combined to go 1-1 with a 5.29 ERA (10 ER/17.0 IP) in 15 games (two starts) with New Orleans and Class AA Round Rock.

2001: Made his first career Opening Day roster...Appeared in nine games over three stints with the Astros...Did not allow an earned run over his first seven outings (8.1 IP)...Went 7-6 with a 3.50 ERA (28 ER/72.0 IP) and eight saves in 50 relief appearances with New Orleans...Was named Central Texas Pitcher of the Year by the Round Rock Sertomas Club.

2000: Went 0-0 with a 6.00 ERA (8 ER/12.0 IP) in 11 combined appearances with San Francisco and Houston...Made his Major League debut on 4/14 vs. ARI (0 ER/1.0 IP)...Traded by the Giants to the Astros on 7/30 in exchange for pitcher Doug Henry...Pitched with Class AAA Fresno (Giants) and New Orleans, going 3-4 with a 4.56 ERA (39 ER/77.0 IP)...Opened the season with Fresno and went 1-4 with a 5.23 ERA (36 ER/62.0 IP) in 28 games (seven starts)...Was 2-0 with a 1.80 ERA (3 ER/10.1 IP) with the Zephyrs.

1999: Went 1-8 with a 6.44 ERA (31 ER/43.1 IP) with Class AA Shreveport...Did not pitch until 7/17 after rehabbing from offseason shoulder surgery...Pitched for Grand Canyon of the Arizona Fall League.

1998: Was 10-8 with a 5.02 ERA (63 ER/113.0 IP) in 21 starts with Shreveport (AA)...Led the team in wins and strikeouts (128)...Named to the Texas League All-Star team and twice named the league's Howe Sportsdata Pitcher of the Week...His season was cut short due to tenderness in his right shoulder...Underwent arthroscopic surgery on his right shoulder performed by Dr. Gary Fanton following the season.

1997: Combined to go 2-1 with a 3.52 ERA (15 ER/38.1 IP) in nine starts between Rookie-level Salem-Keizer and Class A San Jose in his first professional season.

PERSONAL: Married to Kelly...Has two daughters: Ellie Jane and Abigail...Graduated from McNeil (Texas) High School...Attended Concordia Lutheran College before transferring to Southwest Texas State...Led the Bobcats to the 1997 NCAA Regional and earned All-Conference honors...Is involved with the Lutheran Church-Missouri Synod World Mission and the ALS Foundation for Life...Was featured on a CD titled "Oh Say Can You Sing?" along with 10 other Major League players in 2005...Great aunt, Esther Pieper, played pro baseball during World War II...Signed by Tom Korenek (Giants).

Linebrink's Career Transactions

- Selected by the San Francisco Giants in the second round of 1997 June free agent draft.
- Acquired by the Houston Astros from San Francisco Giants in exchange for RHP Doug Henry on July 30, 2000.
- On Houston Astros disabled list from May 20 to June 17, 2002 with strained right elbow; included injury rehabilitation assignments with New Orleans (AAA) and Round Rock (AA).
- Claimed off waivers by the San Diego Padres on May 29, 2003.
- Acquired by the Milwaukee Brewers from the San Diego Padres in exchange for LHP Steve Garrison, RHP Will Inman and LHP Joe Thatcher on July 25, 2007.
- On Major League Baseball bereavement list from August 1 to August 4, 2007.
- Signed by the the Chicago White Sox as a free agent on November 28, 2007.
- On Chicago White Sox disabled list from July 23 to September 1, 2008 with right shoulder inflammation.
- Acquired by the Atlanta Braves from the Chicago White Sox along with cash considerations in exchange for RHP Kyle Cofield on December 3, 2010.

Linebrink's Season & Career Highs

2010 Season

Most IP: 2.0, six times, last: 9/16 vs. MIN
Most Runs Allowed: 4, twice, last: 6/4 vs. CLE
Most ERs Allowed: 4, twice, last: 6/4 vs. CLE
Most Hits Allowed: 4, twice, last: 6/4 vs. CLE
Most HRs Allowed: 1, 11 times, last: 9/17 vs. DET
Most Walks: 2, four times, last: 9/12 vs. KC
Most Strikeouts: 4, twice, last: 8/10 vs. MIN
Longest Winning Streak: 2 games, 8/30-9/5
Longest Losing Streak: None

Career

Most IP: 5.1, 4/26/03 at MON
Most Runs Allowed: 4, nine times, last: 6/4/10 vs. CLE
Most ERs Allowed: 4, seven times, last: 6/4/10 vs. CLE
Most Hits Allowed: 8, 5/23/03 vs. CHC
Most HRs Allowed: 2, five times, last: 6/18/09 at CHC
Most Walks: 4, twice, last: 5/17/03 vs. PHI
Most Strikeouts: 4, eleven times, last: 8/10/10 vs. MIN
Longest Winning Streak: 8 games, 5/16-9/19/05
Longest Losing Streak: 3 games, 6/8-7/24/09





RODRIGO LOPEZ

FULL NAME: Rodriguez Munoz Lopez

BATS: Right **THROWS:** Right

HEIGHT: 6-1 **WEIGHT:** 185

BORN: 7/14/75 in Tlalnepantla, Mexico

ACQUIRED: Signed by the Braves as a free agent to a minor league contract on January 31, 2011.

CONTRACT STATUS: Signed through 2011.

M.L. Service: 7.075

Non-Roster Invitee

PITCHER

40

Lopez's Complete Record

Year	Club	W-L	ERA	G	GS	CG	SHO	SV	IP	H	R	ER	HR	HB	BB	SO	WP	BK
1993	VER	0-0	36.00	2	0	0	0	0	1.0	3	4	4	0	0	3	0	0	0
1994	VER	0-0	4.97	10	0	0	0	0	12.2	15	7	7	2	1	3	5	1	0
1995	AZL Padres	1-1	5.45	11	7	0	0	1	34.2	41	29	21	0	2	14	33	3	1
1996	Idaho Falls	4-4	5.70	15	14	0	0	1	71.0	76	52	45	3	4	34	72	8	4
	MIN	1-1	3.54	7	3	0	0	1	20.1	15	8	8	2	0	16	22	1	0
1997	Clinton	6-8	3.18	37	14	2	0	9	121.2	103	49	43	6	3	42	123	3	4
1998	MEX	10-6	3.35	26	26	1	0	0	163.2	165	73	61	9	4	79	95	6	0
	Mobile	3-0	1.40	4	4	2	1	0	25.2	21	11	4	1	0	4	20	0	0
1999	Mobile	10-8	4.41	28	28	2	1	0	169.1	187	91	83	14	7	58	138	5	1
2000	San Diego	0-3	8.76	6	6	0	0	0	24.2	40	24	24	5	0	13	17	0	0
	Las Vegas	8-7	4.69	20	20	1	0	0	109.1	123	66	57	9	2	45	100	0	0
2001	Lake Elsinore	0-1	0.69	9	0	0	0	0	13.0	15	7	1	1	0	4	9	0	0
	Portland	2-2	3.44	11	8	0	0	0	52.1	45	22	20	7	1	15	37	1	0
2002	Baltimore	15-9	3.57	33	28	1	0	0	196.2	172	83	78	23	5	62	136	2	1
2003	Bowie	1-0	0.00	1	1	0	0	0	6.1	3	0	0	0	0	0	13	0	0
	Baltimore	7-10	5.82	26	26	3	1	0	147.0	188	101	95	24	10	43	103	2	1
2004	Baltimore	14-9	3.59	37	23	1	1	0	170.2	164	71	68	21	2	54	121	4	1
2005	Baltimore	15-12	4.90	35	35	0	0	0	209.1	232	126	114	28	7	63	118	5	1
2006	Baltimore	9-18	5.90	36	29	0	0	0	189.0	234	129	124	32	4	59	136	6	1
2007	Colorado Springs#	1-0	2.38	2	2	0	0	0	11.1	4	3	3	0	0	3	4	0	0
	Colorado	5-4	4.42	14	14	0	0	0	79.1	83	43	39	11	0	21	43	0	0
2008	GCL Braves#	0.00	0.00	2	2	0	0	0	3.0	2	0	0	0	0	0	4	0	0
	Rome#	0-1	40.50	1	1	0	0	0	2.0	8	9	9	2	0	2	1	0	0
2009	Philadelphia	3-1	5.70	7	5	0	0	0	30.0	42	24	19	3	0	11	19	0	0
	Lehigh Valley	7-5	4.31	18	18	1	0	0	100.1	122	57	48	9	2	14	71	2	1
2010	Arizona	7-16	5.00	33	33	0	0	0	200.0	227	126	111	37	3	56	116	2	0
Mexican League Totals		11-7	3.64	45	29	1	0	1	197.2	198	92	80	13	5	101	122	8	0
Minor Totals		43-37	4.17	159	119	8	2	11	720.0	750	396	334	52	21	235	625	22	11
A.L. Totals		60-58	4.72	167	141	5	5	2	912.2	990	510	479	128	28	281	614	19	5
N.L. Totals		15-24	5.20	60	58	0	0	0	334.0	392	217	193	56	3	101	195	2	0
Major Totals		75-82	4.85	227	199	5	2	0	1246.2	1382	727	672	184	31	382	809	21	5

indicates injury rehab assignment.

VER-Rojos del Aguila de Veracruz; MIN-Petroleros de Poza Rica; MEX-Petroleros de Poza Rica

Lopez's World Baseball Classic Record

Year	Club	W-L	ERA	G	GS	CG	SHO	SV	IP	H	R	ER	HR	HB	BB	SO	WP	BK
2006	Mexico	0-0	4.00	2	0	0	0	0	2.0	2	1	1	0	0	1	3	0	0
2009	Mexico	0-2	3.86	2	2	0	0	0	7.0	6	3	3	2	0	1	4	0	0
WBC Totals		0-2		4	2	0	0	0	9.0	8	4	4	2	0	2	7	0	0

Lopez's Major League Fielding Record

Year	Position	PCT	G	PO	A	E	TC	DP
2000	Pitcher	1.000	6	4	3	0	7	1
2002	Pitcher	.969	33	6	25	1	32	2
2003	Pitcher	.920	26	8	15	2	25	1
2004	Pitcher	1.000	37	15	22	0	37	2
2005	Pitcher	.943	35	19	31	3	53	2
2006	Pitcher	.968	36	12	18	1	31	0
2007	Pitcher	1.000	14	6	15	0	21	0
2009	Pitcher	1.000	7	3	0	0	3	0
2010	Pitcher	.897	33	10	25	4	39	2
Pitcher Totals		.956	227	83	154	11	248	10

Lopez's Major League Batting Record

Year	Club	AVG	G	AB	R	H	2B	3B	HR	RBI	SH	SF	HP	BB	SO	SB	CS	E
2010	Arizona	.078	31	64	2	5	0	0	0	1	5	1	1	1	35	0	0	4
Major Totals		.061	61	115	3	7	0	0	0	1	7	1	1	2	64	0	0	11

Lopez's Career Recap

- Over his nine-year career has made 227 Major League appearances (199 starts) for the Padres, Orioles, Rockies, Phillies and Diamondbacks.
- Among American League pitchers from 2002-06, ranked tied for 11th with 60 wins, 13th with 141 starts, 14th with 614 strikeouts and 15th with 912.2 innings.
- Was a three-time Opening Day starter for the Orioles (2003, 2005-06).
- Finished second in American League Rookie of the Year voting in 2002 for the Baltimore Orioles, after leading AL rookies with 15 wins, 196.2 innings pitched, a 3.57 ERA and 136 strikeouts. His 15 wins that season are tied for the most ever by a Mexican-born rookie.

Lopez's 2010 Season Recap

- Tossed 200.0 innings in his first full season in the majors since returning from Tommy John surgery in 2008 and seeing limited action in the minors and big leagues with the Phillies in 2009. His 200.0 IP were the second most in his 18-year professional career and the most since he tossed 209.1 for BAL in 2005.
- Went 7-16 with a 5.00 ERA, .280 opponents' average, 56 walks and 116 strikeouts in 33 starts. His 56 walks were tied for seventh-fewest among all starting pitchers with a minimum of 33 starts. Led the majors by giving up 37 home runs and led the National League in losses and earned runs allowed.
- His 15 quality starts tied for the team lead with Ian Kennedy. Tossed 7.0 or more innings on 13 occasions and at least 6.0 innings in 21 contests.
- Led Arizona in starts (33) and innings pitched (200.0).
- Did not issue a walk in eight games and allowed one or fewer free bases in 18 games.
- Posted a 9-1 win vs. PIT in his D-backs' debut on 4/9.
- Was 2-2 with a 3.81 ERA in his first eight starts after posting an 11-1 win on 5/15 at ATL when he allowed one run over 8.0 innings. It marked his longest outing since throwing 8.0 innings on 5/14/06 vs.LAA for the Orioles and his 10th career game in which he's worked at least 8.0 innings and allowed one or less run.
- Also tossed 8.0 innings on 5/31 at LAD and 6/21 vs. NYY bringing his career total to 20 games with at least 8.0 innings pitched.
- Struck out a season-high seven batters on 7/22 vs. SF.
- Posted a season-best 3.90 ERA (13 ER/30.0 IP) during five starts in September.
- Snapped a career-long seven-game losing streak with the win on 9/16 at CIN. The streak spanned 11 games from 7/17-9/11 as the team went 1-10 in those contests.
- Plated his first-career RBI on 9/28 at SF with a sacrifice fly in the second inning.
- Lopez pitched in the World Baseball Classic for the Mexican team in 2006 and 2009.

Lopez's Career Highlights

2009: Signed with the Philadelphia Phillies as a minor league free agent on 3/6 and was assigned to Triple-A Lehigh Valley...Placed on the disabled list from 4/19-27 with a right elbow strain...Named Phillies Minor League Pitcher of the Week 5/8-24 and 6/22-28...Had his contract selected by the Phillies on 7/3, started that evening and earned the 7-2 win at NYM...It was his first win since 7/7/07 vs. PHI...In his first four starts, went 3-0 with a 3.09 ERA (8 ER in 23.1 IP)...in his final 3 outings (1 start), went 0-1 with a 14.85 ERA (11 ER in 6.2 IP)...Optioned to Triple-A Lehigh Valley on 8/12...Released by the Phillies on 9/9...Following the season, pitched for Culiacan in the Mexican Winter League...In 2 games (1 start), went 2-0 with a 1.50 ERA (1 ER in 6.0 IP).

2008: Missed the majority of the season recovering from Tommy John surgery performed on 8/22/07...On 8/22, signed with the Atlanta Braves as a minor league free agent...Made three rehab appearances between Rookie-level Gulf Coast League Braves and Single-A Rome Braves...Released by Atlanta on 11/12.

2007: Acquired by the Colorado Rockies in early January, started 14 games while battling injuries in his return to the NL...In his first eight starts from 4/4-6/21, went 4-0 with a 2.93 ERA (15 ER in 46.0 IP) as the team went 7-1 in his starts...Placed on the disabled list from 4/19-5/28 with right elbow inflammation...Over six starts from 6/26-7/26, went 1-4 with a 6.48 ERA (24 ER in 33.1 IP)...Placed on the disabled list on 8/1 with a torn flexor tendon in his right arm and was transferred to the 60-day disabled list on 8/9 and had season-ending Tommy John surgery on 8/22.

2006: In his fifth season with the Orioles, finished second with 189.0 innings pitched while matching his career best with 136 strikeouts...Spent most of the season in the starting rotation but transitioned to the bullpen near the end of the year...In 29 starts, went 9-15 with a 5.87 ERA (114 ER in 174.2 IP)...in seven relief appearances, went 0-3 with a 6.28 ERA (10 ER in 14.1 IP)...Posted a 9-6 win in his third-consecutive Opening Day Start on 4/3 vs. TB.

2005: Set career highs with 35 starts and 209.1 innings pitched with a career-high tying 15 wins for the Orioles...In the American League, tied for the league-lead with 35 starts and tied for eighth with 15 wins...Had 17 quality starts and pitched 6.0 or more innings in 22 games...In his 15 wins, had a 6.57 run support average (75 runs scored)...In his 12 losses, had a 1.85 run support average (13 runs scored)...Recorded a 4-0 win in his second career Opening Day start on 4/4 vs. OAK.

2004: Led the Orioles with 14 wins and a 3.59 ERA...In the American League, ranked sixth with a 3.59 ERA...In 23 starts, went 11-7 with a 3.95 ERA (61 ER in 139.0 IP)...in 14 relief appearances, went 3-2 with a 1.99 ERA (7 ER in 31.2 IP)...Opened the season in the bullpen and in his first 12 appearances, went 3-1 with a 0.33 ERA (1 ER in 27.1 IP)...Moved into the starting rotation in late May and started 23 of his final 25 games...Threw his second-career complete-game shutout, a 5-0 win, on 9/26 vs. DET.

2003: ? In his second season with the Orioles, made 26 starts despite missing more than a month due to injury...Made his first career Opening Day start on 4/31 vs. CLE but did not figure in the 13-inning, 6-5 win...Placed on the disabled list with a left oblique strain on 5/2 and made a rehab appearance at Double-A Bowie...Reinstated on 6/15 and recorded a 5-4 win vs. MIL...Struck out a career-high 10 batters in his first-career complete-game victory, 7-2, on 8/23 @ NYY...Threw his first career complete-game shutout, 9-0, on 9/3 vs. OAK...Following the season, pitched for Culiacan in the Mexican Winter League.

2002: ? In his rookie campaign with the Baltimore Orioles, made the Opening Day roster for the first time and led American League rookies with 15 wins, 196.2 innings pitched, a 3.57 ERA and 136 strikeouts in finishing second in AL Rookie of the Year voting to Toronto's Eric Hinske...His 15 wins tied Teddy Higuera (Milwaukee, 1985) for the most wins by a Mexican-born rookie...Earned his first big league win, 15-6, on 4/11 vs. TB, tossing 4.0 perfect innings in relief with 4 strikeouts...Moved into the starting rotation on 4/24 and won his first four starts...Named AL Rookie of the Month in July and became the first Orioles pitcher to go 6-0 in a month since Dennis Martinez in May 1979...Threw his first career complete game in a 2-0 loss on 6/12 vs. Padres...Following the season, pitched on the MLB All-Star Team that toured Japan in November.

2001: Missed the first two months of the season with a shoulder injury but returned to pitch in a combined 20 games at Single-A Lake Elsinore and Triple-A Portland...Joined Single-A Lake Elsinore on 6/14 and made nine relief appearances...Promoted to Triple-A Portland on 7/15...Pitched for Culiacan in the Mexican Winter League and threw a shutout in the Caribbean Series clincher vs. Puerto Rico.

2000: Made his Major League debut with 6 starts over two stints with the San Diego Padres and also started 20 games at Triple-A Las Vegas...Recalled by the Padres on 4/28 and made his big league debut on 4/29 vs. ATL...allowed one run on four hits and two walks with five strikeouts over 7.0 innings but did not get a decision in a 7-4, 12 inning win...Optioned to Triple-A Las Vegas on 5/13 and started two games before being recalled by the Padres on 5/30...Collected his first career hit with a third-inning single off of Darryl Kile and scored a run on 6/13 vs. STL...Optioned to Triple-A Las Vegas on 6/18 and spent the remainder of the season in their starting rotation.

1999: Led Double-A Mobile with 28 starts, 169.1 innings and 138 strikeouts and tied for the team-lead with 10 wins...Allowed three runs or less in 17 starts and walked three or less in 25 starts.

1998: Loaned from the San Diego Padres to Mexico City in the Mexican League from 3/13-8/19...Upon return to the Padres, was assigned to and pitched four games with the Southern League Champion Mobile (AA).

1997: Led Single-A Clinton with nine saves, 121.2 innings pitched and 123 strikeouts...In the Midwest League, ranked third with a .212 opponents batting average and ninth with a 3.18 ERA.

1996: His 14 starts at Rookie-level Idaho Falls ranked fourth in the Pioneer League...Threw a complete game with 10 strikeouts on 8/25 vs. Burlington.

1995: Pitched in 11 games (7 starts) for Rookie-level Arizona Padres.

1994: Pitched for Veracruz in the Mexican Summer League, making 10 relief appearances.

1993: Made his professional debut with Veracruz in the Mexican Summer League, pitching in two games.

PERSONAL: He and his wife, Romy, have two sons, Rodrigo, Jr. and Raymond...In 2006 and 2009, pitched for Mexico in the World Baseball Classic...In 2006, went 0-2 with a 3.86 ERA (3 ER in 7.0 IP) in two starts...In 2009, posted a 4.50 (1 ER in 2.0 IP) in two games.

Lopez's Season & Career Highs

2010 Season

Most IP: 8.0, three times, last: 6/21 vs. NYY
Low-Hit CG: None
Most Runs Allowed: 9, 7/3 vs. LAD
Most ER Allowed: 7, 8/12 at MIL
Most Hits Allowed: 11, 4/14 at LAD
Most HRs Allowed: 4, 7/17 at SDP
Most Walks: 5, three times, last: 7/27 at PHI
Most Strikeouts: 7, 7/22 vs. SFG
10+ Strikeout Games: None
Longest Winning Streak: 2 games, twice, last: 9/16-22
Longest Losing Streak: 6 games, 8/12-9/11

Career

Most IP: 9.0, four times, last 9/26/04 vs. DET
Low-Hit CG: 5, twice, last 7/11/03 at OAK
Most Runs Allowed: 10, 7/5/05 at NYY
Most ER Allowed: 9, 7/04/06 at CWS
Most Hits Allowed: 13, twice, last 8/23/06 vs. MIN
Most HRs Allowed: 4, three times, last 7/17/10 at SDP
Most Walks: 5, eight times, last 7/27 at PHI
Most Strikeouts: 10, 8/23 at NYY
10+ Strikeout Games: 1, 8/23 at NYY
Longest Winning Streak: 6 games, 7/2-31/02
Longest Losing Streak: 7, twice, last 6/26-7/31/02

Lopez's Career Transactions

- Signed by the San Diego Padres as a non-drafted free agent, March 21, 1995.
- Loaned from the San Diego Padres to Mexico City in the Mexican League from March 13 to August 19, 1998.
- Signed as a free agent by the Baltimore Orioles on November 23, 2001.
- On Baltimore disabled list (left oblique strain), May 2 to June 14, 2003.
- Acquired by the Colorado Rockies from the Baltimore Orioles in exchange for RHP Jim Miller and RHP Jason Burch on January 12, 2007.
- On Colorado disabled list (right flexor strain), April 19 to May 28, 2007.
- On Colorado disabled list (right elbow strain), July 27 to the end of the 2007 season.
- Signed by the Braves as a minor-league free agent on August 22, 2008.
- Signed by the Philadelphia Phillies as a minor-league free agent on March 6, 2009.
- Signed by the Arizona Diamondbacks as a minor-league free agent on December 15, 2009.
- Signed by the Braves as a minor-league free agent on January 31, 2011.



Rodrigo Lopez - 2010 Game-by-Game Results

Date	Opp.	Decision	IP	H	R	ER	BB	SO	HR	#P
Spring Totals			1-0, 1.64	22.0	16	6	4	4	16	1 --
4/9	PIT	W, 9-1	6.0	6	1	1	1	5	0	90
4/14	at LAD	ND, W, 9-7	5.0	11	5	4	1	2	1	101
4/19	STL	ND, L, 4-2	7.0	7	2	2	4	3	1	109
4/25	PHI	ND, W, 8-6	6.0	10	6	6	0	5	1	89
4/30	at CHC	L, 5-11	6.0	7	6	2	0	4	2	89
April Totals			1-1, 4.50	30.0	41	20	15	6	19	5 96*
5/5	@ HOU	ND, L, 4-2	7.0	3	2	2	1	4	1	100
5/10	LAD	L, 7-3	7.0	7	4	4	5	2	1	102
5/15	@ ATL	W, 11-1	8.0	7	1	1	2	5	0	106
5/20	SF	ND, W, 8-7	5.0	10	6	6	2	1	2	80
5/26	at COL	L, 7-3	6.0	5	4	4	4	3	1	90
5/31	at LAD	ND, L, 5-4	8.0	6	4	2	1	4	1	115
May Totals			1-2, 4.17	41.0	38	21	19	15	20	6 99*
6/6	COL	L, 3-2	7.0	9	3	3	1	6	1	92
6/11	STL	L, 5-2	7.0	6	5	5	0	4	1	97
6/16	at BOS	L, 6-2	7.0	10	6	6	2	3	2	109
6/21	NYN	W, 10-4	8.0	8	3	3	2	2	0	103
6/27	at TB	W, 2-1	6.0	2	1	1	5	3	0	99
June Totals			2-3, 4.63	35.0	35	18	18	10	18	4 100*
7/3	LAD	L, 14-1	3.2	6	9	2	1	2	3	79
7/8	FLA	W, 10-4	7.0	5	4	3	0	3	1	88
7/17	at SD	L, 8-5	6.0	6	6	6	3	3	4	98
7/22	SF	L, 3-0	7.0	5	3	3	1	7	1	119
7/27	at PHI	ND, L, 9-5	5.0	7	4	4	5	4	1	87
July totals			1-3, 5.65	28.2	29	26	18	10	19	10 94*
8/2	WSH	L, 3-1	7.0	7	3	3	2	3	2	95
8/7	SD	ND, W, 6-5	5.0	8	3	3	0	4	0	87
8/12	at MIL	L, 8-4	5.0	7	7	7	3	4	1	107
8/18	CIN	ND, L, 11-7	5.0	8	3	3	0	1	2	72
8/24	at SD	L, 5-0	4.1	9	5	5	1	1	2	83
8/29	at SF	ND, L, 9-7	4.0	8	5	5	1	3	0	62
August Totals			0-3, 7.71	30.1	47	26	26	7	16	7 84*
9/5	HOU	L, 3-2	6.0	6	3	3	2	5	1	91
9/11	at COL	L, 2-1	6.1	7	2	2	1	4	0	80
9/16	at CIN	W, 3-1	7.0	8	1	1	0	4	0	98
9/22	COL	W, 8-4	5.0	5	4	4	0	3	2	83
9/28	at SF	L, 4-2	5.2	8	3	3	2	2	1	93
10/3	at LAD	L, 3-1	5.0	3	2	2	3	6	1	94
Sept/Oct Totals			2-4, 3.86	35.0	37	15	15	8	24	5 90*

**Average pitch count*



DEREK LOWE

FULL NAME: Derek Christopher Lowe

BATS: Right

THROWS: Right

M.L. Service: 13.100

HEIGHT: 6-6

WEIGHT: 230

BORN: 6/1/73 in Dearborn, MI

ACQUIRED: Signed by the Braves as a free agent, January 15, 2009.

CONTRACT STATUS: Signed through 2012.

PITCHER

32

Lowe's Complete Record

Year	Club	W-L	ERA	G	GS	CGSHO	SV	IP	H	R	ER	HR	HB	BB	SO	WP	BK
1991	Tempe	5-3	2.41	12	12	0	0	71.0	58	26	19	1	2	21	60	4	6
1992	Bellingham	7-3	2.42	14	13	2	1	85.2	69	34	23	2	4	22	66	5	4
1993	Riverside	12-9	5.26	27	26	3	2	154.0	189	104	90	9	2	60	80	12	9
1994	Jacksonville	7-10	4.94	26	26	2	0	151.1	177	92	83	7	9	50	75	11	7
1995	Peoria	1-0	0.93	2	2	0	0	9.2	5	1	1	0	0	2	11	0	0
	Port City	1-6	6.08	10	10	1	0	53.1	70	41	36	8	3	22	30	2	0
1996	Port City	5-3	3.05	10	10	0	0	65.0	56	27	22	7	1	17	33	0	0
	Tacoma	6-9	4.54	17	16	1	1	105.0	118	64	53	7	3	37	54	1	2
1997	Tacoma	3-4	3.45	10	9	1	0	57.1	53	26	22	3	2	20	49	1	0
	Pawtucket	4-0	2.37	6	5	0	0	30.1	23	8	8	3	1	11	21	0	0
	Seattle	2-4	6.96	12	9	0	0	53.0	59	43	41	11	2	20	39	2	0
	Boston	0-2	3.38	8	0	0	0	16.0	15	6	6	0	2	3	13	0	0
1998	Boston	3-9	4.02	63	10	0	0	123.0	126	65	55	5	4	42	77	8	0
1999	Boston	6-3	2.63	74	0	0	15	109.1	84	35	32	7	4	25	80	1	0
2000	Boston	4-4	2.56	74	0	0	0	42 91.1	90	27	26	6	2	22	79	2	1
2001	Boston	5-10	3.53	67	3	0	0	24 91.2	103	39	36	7	5	29	82	4	0
2002	Boston	21-8	2.58	32	32	1	1	0 219.2	166	65	63	12	12	48	127	5	0
2003	Boston	17-7	4.47	33	33	1	0	0 203.1	216	113	101	17	11	72	110	3	0
2004	Boston	14-12	5.42	33	33	0	0	0 182.2	224	138	110	15	8	71	105	3	0
2005	Los Angeles (NL)	12-15	3.61	35	35	2	2	0 222.0	223	113	89	28	5	55	146	3	2
2006	Los Angeles (NL)	16-8	3.63	35	34	1	0	0 218.0	221	97	88	14	5	55	123	3	2
2007	Los Angeles (NL)	12-14	3.88	33	32	3	0	0 199.1	194	100	86	20	1	59	147	3	1
2008	Los Angeles (NL)	14-11	3.24	34	34	1	0	0 211.0	194	84	76	14	1	45	147	2	0
2009	Atlanta	15-10	4.67	34	34	0	0	0 194.2	232	109	101	16	4	63	111	4	2
2010	Atlanta	16-12	4.00	33	33	0	0	0 193.2	204	88	86	18	4	61	136	4	2
Minor Totals		51-47	4.11	134	129	10	4	0 782.2	818	423	357	48	27	262	479	36	28
A.L. Totals		72-59	3.88	396	120	2	1	85 1090.0	1083	531	470	80	50	332	712	28	1
N.L. Totals		69-58	3.79	171	169	7	2	0 1045.0	1064	504	440	92	16	277	674	15	7
Atlanta Totals		31-22	4.33	67	67	0	0	0 388.1	436	197	187	34	8	124	247	8	4
Major Totals		157-129	3.85	600	322	9	3	85 2328.2	2351	1122	996	190	70	670	1522	47	10

Bold indicates led league.

Lowe's Division Series Record

Year	Club, Opp.	W-L	ERA	G	GS	CGSHO	SV	IP	H	R	ER	HR	HB	BB	SO	WP	BK
1998	Bos. vs. Cle.	0-0	2.08	2	0	0	0	0 4.1	3	1	1	0	1	1	2	0	0
1999	Bos. vs. Cle.	1-1	4.32	3	0	0	0	0 8.1	6	7	4	2	1	1	7	0	0
2003	Bos. vs. Oak.	0-1	0.93	3	1	0	0	1 9.2	7	2	1	0	0	7	6	0	0
2004	Bos. vs. LAA	1-0	0.00	1	0	0	0	0 1.0	1	0	0	0	0	1	0	0	0
2006	LAD vs. NYM	0-0	6.75	1	1	0	0	0 5.1	6	4	4	2	0	2	6	0	0
2008	LAD vs. Chi.	1-0	3.00	1	1	0	0	0 6.0	7	2	2	1	0	1	6	0	0
2010	Atl. vs. S.F.	0-2	2.31	2	2	0	0	0 11.2	6	4	3	1	0	6	14	0	0
D.S. Totals		3-4	2.91	13	5	0	0	1 46.1	36	20	15	6	2	19	41	0	0

Lowe's League Championship Series Record

Year	Club, Opp.	W-L	ERA	G	GS	CGSHO	SV	IP	H	R	ER	HR	HB	BB	SO	WP	BK
1999	Bos. vs. NYY	0-0	1.42	3	0	0	0	0 6.1	6	3	1	0	0	2	7	0	0
2003	Bos. vs. NYY	0-2	6.43	2	2	0	0	0 14.0	14	10	10	1	1	7	5	0	0
2004	Bos. vs. NYY	1-0	3.18	2	2	0	0	0 11.1	7	4	4	1	1	1	6	0	0
2008	LAD vs. Phi.	0-1	3.48	2	2	0	0	0 10.1	12	5	4	2	0	2	6	0	0
L.C.S. Totals		1-3	4.07	9	6	0	0	0 42.0	39	22	19	4	2	12	24	0	0

Lowe's World Series Record

Year	Club, Opp.	W-L	ERA	G	GS	CG	SHO	SV	IP	H	R	ER	HR	HB	BB	SO	WP	BK
2004	Bos. vs. STL	1-0	0.00	1	1	0	0	0	7.0	3	0	0	0	0	1	4	1	0

Lowe's All-Star Game Record

Year	Club, Site	W-L	ERA	G	GS	CG	SHO	SV	IP	H	R	ER	HR	HB	BB	SO	WP	BK
2000	A.L., Atl.	0-0	0.00	1	0	0	0	0	1.0	0	0	0	0	0	0	0	0	0
2002	A.L., Mil.	0-0	4.50	1	1	0	0	0	2.0	2	1	1	0	0	0	0	0	1
All-Star Totals		0-0	3.00	2	1	0	0	0	3.0	2	1	1	0	0	0	0	0	1

Lowe's Major League Fielding Record

Year	Position	PCT	G	PO	A	E	TC	DP
1997	Pitcher	1.000	20	3	10	0	13	0
1998	Pitcher	.900	63	12	24	4	40	4
1999	Pitcher	1.000	74	8	14	0	22	1
2000	Pitcher	1.000	74	7	11	0	18	0
2001	Pitcher	.958	67	6	17	1	24	2
2002	Pitcher	1.000	32	18	31	0	49	2
2003	Pitcher	1.000	33	20	45	0	65	0
2004	Pitcher	.953	33	22	39	3	64	1
2005	Pitcher	.986	35	21	48	1	70	5
2006	Pitcher	.958	35	19	49	3	71	4
2007	Pitcher	1.000	33	15	24	0	39	3
2008	Pitcher	.964	34	15	39	2	56	3
2009	Pitcher	.953	34	17	24	2	43	1
2010	Pitcher	1.000	33	14	30	0	44	2
Pitcher Totals		.974	600	198	405	16	619	28

Lowe's Major League Batting Record

Year	Club	AVG	G	AB	R	H	2B	3B	HR	RBI	SH	SF	HP	BB	SO	SB	CS	E
2010	Atlanta	.151	34	53	6	8	4	0	0	3	11	0	0	5	14	0	0	0
Major Totals		.142	527	380	26	54	9	0	0	18	58	25	0	25	111	1	0	16

Lowe's Career Recap

- Completed his 14th season in the Majors and second in Atlanta in 2010.
- Earned at least 12 wins for the ninth consecutive season dating back to 2002, becoming the only current big league pitcher to accomplish that feat.
- His 137 victories since 2002 are third in the Majors behind Roy Halladay (151) and CC Sabathia (140).
- Made 33 starts, giving him at least 30 in each of the last nine seasons beginning in 2002. His 300 starts in that time are second in baseball behind Barry Zito (304).
- Is fifth among active pitchers (min. 1100 IP) with a career 0.73 HR/9 IP ratio, trailing only Mariano Rivera, Brandon Webb, Carlos Zambrano and Tim Hudson.
- Lowe and Javier Vazquez are the only active Major Leaguers who have spent 13 or more years in the big leagues without a stint on the disabled list.
- Struck out a career-high 147 batters in 2007 and again in 2008.
- Made three consecutive Opening Day starts from 2005 to 2007 and started Opening Day in 2009 and 2010 for Atlanta.
- Recorded his 100th Major League victory on 9/27/06 at COL.
- Tied for the 2006 NL lead with 16 wins.
- Recorded his 150th career win on 6/18/10 vs. KC, becoming just the third player in Major League history (joining Dennis Eckersley and John Smoltz) to post at least 150 career victories and at least 80 career saves.
- He is just one of two active players with 100 or more wins and 80 or more saves (Ryan Dempster 102 wins, 87 saves).
- He is just one of three players in MLB history with at least 150 career wins and at least 80 career saves and just one of eight players with at least 125 career wins and at least 80 career saves.
- The two-time All-Star (2000, 2002) has made 32 or more starts in each of the past nine seasons and has topped the 200-inning mark on five different occasions.
- His 3.05 ground ball-to-fly ball ratio since 2002 is the second-highest among all big leaguers during that span, behind just Brandon Webb's 3.63 (minimum 1000.0 innings).
- Earned the victory in all three of Boston's clinching games of the 2004 ALDS, ALCS and World Series.
- After spending three seasons as Boston's closer from 1999-2001, returned to the starting rotation in 2002 and posted a 21-8 record and 2.58 ERA and finished third in the AL Cy Young Award voting.
- Threw a no-hitter vs. Tampa Bay on 4/27/02.
- Saved a career-high 42 games for Boston in 2002, leading the American League in that category.

Lowe's 2010 Season Recap

- Went 16-12 with a 4.00 ERA in 33 starts in his second season in Atlanta.
- Ranked third on Atlanta's staff in innings (193.2) and strikeouts (136).
- Made two starts (Games 1 and 4) in the Division Series and was saddled with the loss in each contest.
- In Game 1, a 1-0 defeat at SF, Lowe lasted 5.1 innings with his only run allowed coming in the fourth inning on a Cody Ross two-out RBI-single while the Braves offense managed just two hits off Giants' starter Tim Lincecum who tossed a complete-game.
- Lowe suffered his second loss of the DS in Game 4, also a one-run defeat, after allowing three runs (two earned) on two hits through 6.1 IP. Lowe exited the game with the bases loaded in the seventh inning before two of his runs (one earned) came around to score on relievers Peter Moylan and Jonny Venters. The Braves lost 3-2.
- Earned a decision in 28 of his 33 starts. Allowed a team-high 204 hits, and was third on the club with 136 strikeouts, and 193.2 innings. His 16 wins ranked second.
- Missed his 9/3 start at FLA due to right elbow inflammation. Went 10 days between his 8/29 and 9/8 start due to right elbow inflammation.
- Won his last five starts of the season, beginning 9/8 at PIT - and all coming in the month of September. Pitched at a 1.17 ERA (30.2 IP/4 ER) while recording 29 strikeouts compared to three walks. Prior to his five-game winning streak, went 0-3 with one no-decision, a 5.32 ERA and .319 opponent's batting average in four starts from 8/14-29.
- Was named National League Pitcher of the Month for September. In addition to going 5-0 and posting a 1.17 ERA, his month was highlighted by his 9/13 outing, where he struck out a career-high 12 batters, including his 1,500th career strikeout, as the Braves defeated the Nationals, 4-0.
- Set a career high in strikeouts on 9/13 vs. WSH when he fanned 12 Nationals batters. His previous high was 11, which he accomplished while with LAD on 6/15/07 vs. LAA.
- Posted his 1,500th career strikeout on 9/13 vs. WSH.
- Ranked second in the National League with a 72.2% ground ball percentage. Teammate Tim Hudson led the NL (75.2%).
- Opponents hit .273 against him: .274 with eight homers at Turner Field and .272 with 10 home runs on the road.
- Recorded 38.1 consecutive homerless innings pitched from 5/7 (4th inning) to 6/7 (4th inning).

Lowe's Career Highlights

2009: Completed his first season with the Braves, posting a 15-10 record to go along with a 4.67 ERA in a team-high tying 34 starts. The Braves went 21-13 in his starts...His 15 wins tied for the team lead and ranked tied for fourth in the NL...Tied for the team lead and the NL lead with 34 games started...Was among the NL leaders in games started (34, T1st), hits allowed (232, 1st), runs allowed (109, 5th) and earned runs allowed (109, 5th)...Finished third in the NL with a 2.22 ground ball/fly ball ratio...Tied for the NL lead with PIT's Paul Maholm and was tied for third in the majors with a 1.29 ratio of GIDP/9 IP...His 28 GIDP forced was tied for third in the majors and one behind STL's Joel Pineiro (29) in the NL...Batted a career high .222 (12-for-54) and set career highs in hits (12), sacrifice hits (12), runs (6) and tied his career best with 12 total bases...Tied for NL lead and tied for fourth in MLB with four May victories...Had a season-high five-game winning streak from 7/10 to 8/12...During that stretch he pitched at a 2.91 ERA (43.1 IP/13 ER) and the team went 6-1 in his seven starts...It was his longest streak since he won seven straight in August-September 2006...Allowed three homers on 9/27 at WSH, the most since giving up three on 8/27/07...Left his start on 9/16 vs. NYM after 2.0 innings due to a blister on his right ring finger. He received the ND in the Braves' final at-bat 6-5 win...Picked up win in a rain-shortened outing on 8/29 at PHI, allowing only a Ryan Howard solo HR in the first inning of a 9-1 win that was called after seven-and-one-half innings due to heavy rain...Ended his season-best five-game winning streak after allowing eight runs on nine hits (faced 11 batters) in the fourth inning of the Braves' 9-4 defeat at NYM on 8/18. The eight runs allowed in the 4th was a career high...Beat the Dodgers for the first time in his career on 8/1 in Atlanta, 4-3...He left the game down 3-2 after 6.0 IP, but Atlanta added two runs in the bottom half of the inning to give him the win...On 6/25 vs. NYY, lost his third straight start when he allowed a season-high eight runs on a season-high 11 hits in just 3.0 IP in the 11-7 defeat...On 6/14 at BAL, made his shortest outing since 10/3/04 (2.0 IP, also at BAL), as he lasted just 2.1 IP (7 ER) en route to his fourth loss...Outdueled J. Santana and the Mets 5/11 at Citi Field in an 8-3 win to improve his record to 5-1...Pitched only 3.0

150 career wins/80 career saves

Pitcher	Wins	Saves
John Smoltz	213	154
Dennis Eckersley	197	390
DEREK LOWE	157	85

Most Games Started- Last 9 Yrs

2002-2010

1. Barry Zito	304
2. DEREK LOWE	300
3. Mark Buehrle	299
4. Livan Hernandez	298
5. Jon Garland	292

Fewest HR/9 IP - Last 11 Yrs

2000-2010 (Min. 2,000 IP)

1. TIM HUDSON	0.74
DEREK LOWE	0.74
Roy Halladay	0.74
4. Roy Oswalt	0.77
5. CC Sabathia	0.80
Andy Pettitte	0.80
7. Barry Zito	0.95
8. Livan Hernandez	0.99
9. Mark Buehrle	1.00
10. Kevin Millwood	1.01

Citi Field in an 8-3 win to improve his record to 5-1...Pitched only 3.0 innings in his first start as a Brave at Turner Field on 4/10 due to a 2:02 weather delay (rain and hail) in the top of the fourth inning. Lowe walked the leadoff batter to start the fourth and then worked a full count to Willie Harris before play was halted in the Braves' 6-5, 10-inning victory...Won his first of four career Opening Day starts on 4/5 at PHI by tossing 8.0 shutout innings in a 4-1 win.

2008: Completed his fourth season with LAD, posting a 14-11 record with a 3.24 ERA in a team-best 34 starts...The Dodgers went 19-15 in his starts....Led LAD and finished ninth in the NL with 211.0 innings pitched...Was among the NL leaders in wins (14, T-15th), ERA (3.24, ninth), home ERA (2.30, third) and innings pitched (211.0, ninth)....Ranked fourth in the NL, allowing just 1.9 walks per nine innings....Finished second in the Majors with a 2.60 ground ball/fly ball ratio, behind just ARI's Brandon Webb (3.22)...Tied for team lead with 20 quality starts in 34 outings...Was 9-5 with a 2.30 ERA and a .206 opp. avg. at Dodger Stadium, compared to a 5-6 record with a 4.42 ERA on the road...After the break, was 7-3 with a 2.38 ERA and finished fifth in the NL in ERA after the break...From 8/11 through the end of the season, went 6-1 with a 1.27 ERA (9 ER/64.0 IP) over 10 starts...In September was 3-0 with a 0.59 ERA in five starts...Over his final 41.1 innings (seven starts), allowed just two runs (0.44 ERA)...Took a no-hitter into the seventh inning in a 7/9 victory over Atlanta (7.2 IP, 2 H, 1 R)...On 7/26, allowed just one hit and one walk over 8.0 scoreless innings during a victory over WSH...Won four straight starts (8/31-9/16) for the first time since 5/21-6/6/06...Tossed his only complete game of the season on 8/26 at WSH, but lost the game (marked his fourth straight complete game loss dating back to 2007)...Went 2-for-4 with a career-high three RBI on 4/12 vs. SD.

2007: Completed his third season with the Dodgers, posting a 12-14 record to go along with a 3.88 ERA in 33 games (32 starts)...Struck out a career-high 147 batters in 199.1 innings pitched...Fired three complete games, which tied for second in the National League and fourth in the Majors...Opposing hitters batted just .254 against him, including .243 in the first half...The first time through the lineup, batters managed to hit just .214...In his 14 losses, the Dodgers scored just 30 runs and in his 12 wins, he allowed 22 earned runs...Turned in a quality start in 19 of his 32 outings...Was 6-6 with a 3.51 ERA at Dodger Stadium, compared to 6-8 with a 4.19 ERA on the road...Went into the All-Star Break with an 8-8 record despite a 3.12 ERA, which ranked eighth in the NL...Was among the NL leaders in wins (8, T-12th), ERA (3.13, 8th), ERA at night (2.70, 5th) and innings pitched (127.0, 4th) at the All-Star Break...At the break, led the NL in groundball-to-flyball ratio (3.32) and led the Dodgers in games started (19) and innings pitched (127.0)...After a rough start in April, the right-hander was 3-2 with a 2.16 ERA in May and 3-2 with a 2.43 ERA in June...Opposing batters managed to hit just .165 against him in June...Tossed his first complete game of the season on 5/10 at FLA, but lost on the final pitch, a three-run homer by Josh Willingham...Made his 200th career start on 5/25 vs. CHI, making him just the fourth active pitcher with 200 starts and 200 relief appearances, joining John Smoltz, Kenny Rogers and Tom Gordon...Tossed a nine-inning complete game on 6/9 vs. TOR and lost 1-0...Struck out a career-high 11 batters on 6/15 vs. LAA...Made his third consecutive Opening Day start for the Dodgers on 4/2 at MIL, becoming the first Dodger to accomplish that feat since Ramon Martinez, who made four in a row from 1995-98...Went 1-2 with a 3.38 ERA (9 ER/24.0 IP) in six Grapefruit League starts.

2006: In his second season with the Dodgers, went 16-8 and led the club with 218.0 innings pitched...Led the team in starts (34) and quality starts (20)...Tied for the league lead in wins with Brad Penny...Ranked among the league leaders in ERA (3.63 ERA, 9th), wins (16, T-1st), innings pitched (218.0, 10th), home ERA (3.18, T-8th), day ERA (3.63, 10th) and fewest walks per nine innings (2.3, 10th)...Combined with Brad Penny to give the Dodgers their first pair of 16-game winners since Orel Hershiser (23) and Tim Lincecum (17) in 1988...The duo became the first Dodgers to lead the league in victories since 1988...Was 7-5 with a 3.88 ERA in 19 starts before the All-Star Break...After the break, went 9-3 with a 3.33 ERA...In his final 13 games (12 starts), went 9-1 with a 2.69 ERA, including a seven-game winning streak to end the season, equaling his career high set from 5/23-7/4/03...Was 10-4 with a 3.18 ERA (40 ER/113.1 IP) in 18 games (17 starts) at Dodger Stadium...Had a ground ball/fly ball ratio of 3.99, which was the second-best in the NL...Led the NL in ground balls induced with 487...Batters hit ground balls 80.0 percent of the time, which was second in the NL behind Webb (80.2 percent)...Tossed the Dodgers' lone complete game of the season, going the distance in a 6/22 win over SEA (7 H, 2 R, 0 BB, 6 K)...Defeated the Rockies on 9/27 at Coors Field for his 100th career win...In 13 starts, allowed one earned run or less...Gave up five hits or less in 15 of his starts...Batters hit just .167 (13-for-78) off him with runners in scoring position and two out...Enjoyed a five-game winning streak from 5/21-6/26, going 5-0 with a 2.23 ERA (12 ER/48.1 IP)...Won the NL Pitcher of the Month for August, going 4-

Best ERA - Last 11 Years

2000-2010 (Min. 2,000 IP)

1. Roy Oswalt	3.18
2. Roy Halladay	3.29
3. TIM HUDSON	3.43
4. CC Sabathia	3.57
5. DEREK LOWE	3.83
6. Mark Buehrle	3.85
7. Andy Pettitte	3.86
Barry Zito	3.86
9. Javier Vazquez	4.07
10. Jamie Moyer	4.26

Most Wins - Last 11 Years

2000-2010

1. Roy Halladay	160-79
2. Andy Pettitte	159-92
3. CC Sabathia	157-88
4. TIM HUDSON	154-85
5. Roy Oswalt	150-83
6. Jamie Moyer	149-103
7. Mark Buehrle	148-110
8. DEREK LOWE	146-111
9. Randy Johnson	143-78
10. Barry Zito	142-120

1 with a 1.69 ERA (7 ER/37.1 IP) in six games (five starts)...Pitched 3.0 scoreless innings of relief on 8/29 vs. CIN, earning the victory in the Dodgers' 16-inning win...It marked his first regular-season relief outing since 2001 and first overall since the 2004 AL Division Series against the Angels while pitching for Boston...Had his most dominating start of the year on 9/6 at MIL when he allowed just one unearned run and three hits over 8.0 innings while throwing just 79 pitches...Struck out a season-high nine batters on 9/17 vs. SD...Over the last two months of the season, went 8-1 with a 2.39 ERA in 11 starts...His eight wins tied him for the most in baseball during that span and his 2.39 ERA during that period was seventh-best.

2006 POSTSEASON HIGHLIGHTS: Division Series (NYM): Started Game 1 of the NLDS and gave up four runs in 5.1 innings while striking out six to get a ND in a 6-5 Mets win.

2005: In his first season with the Dodgers, was 12-15 in a career-high 35 starts with a 3.61 ERA (89 ER/222.0 IP), 146 strikeouts, two complete games and two shutouts...Had a Dodger-best 22 quality starts...His 35 starts tied for first in the National League, the first Dodger to lead the league in that category since Chan Ho Park in 2001...His 3.16 ERA at night was the 10th lowest in the NL...Against American League teams, was 2-2 in five starts with a 3.74 ERA (14 ER/33.2 IP) and 22 strikeouts...Made the first Opening Day start of his career on 4/5 at SF and pitched well but took the loss, 4-2 (7.0 IP, 8 H, 3 R, 2 ER, 2 BB, 6 K)...In his home debut at Dodger Stadium on 4/15 vs. SD hurled a complete-game three-hitter to win 3-0, for his first win as a Dodger...It marked his second career shutout and third complete game...Tossed a complete-game, one-hitter in a 7-0 shutout on 8/31 at CHI...The only hit was an infield single by leadoff batter Jerry Hairston in the first inning...No runner reached second base and it was his second complete game of the season and fourth of his career...Was only the second pitcher in 2005 (Mets' Aaron Heilman) to toss a one-hit complete game, having allowed only an infield single.

2004: Finished 14-12 with a 5.42 ERA in 33 starts for the World Champion Boston Red Sox...Boston went 18-15 in his 33 starts, of which 12 were quality starts...Led the AL in ground ball/fly ball ratio (2.87) and ground ball percentage (74.2), while ranking third with an average of 1.38 double plays induced per nine innings and tying for fifth in ground-ball double plays induced overall with 28...Worked 7.0 shutout innings in consecutive starts on 6/11 vs. LAA and 6/17 at COL, when he made his 100th career start, throwing 7.0 innings of four-hit ball to earn the 11-0 win in the 25th shutout ever recorded at Coors Field...Went over 1,000.0 career innings pitched 7/10 vs. TEX.

2004 POSTSEASON HIGHLIGHTS: Division Series (LAA): Entered Game 3 in the 10th inning and threw a scoreless frame to earn the win in the series clincher...ALCS (NYY): Started Game 4 and got a ND, going 5.1 IP and allowing three runs...Started and won Game 7, allowing one run on just one hit in 6.0 IP in a 10-3 victory...World Series (STL): Won the series-clinching Game 4 with seven scoreless innings in the 3-0 win...Overall in the playoffs, he went 3-0 with a 1.86 ERA (4 ER/19.1 IP) in four playoff appearances, earning victories in the clinching game of the ALDS, ALCS and World Series.

2003: Led the staff with 17 wins and 203.1 innings and tied Tim Wakefield for the team lead with 33 starts...Finished 17-7 with a 4.47 ERA...Tied for fifth in the league in wins and tied for seventh in the AL with a 3.21 home ERA...Led the Majors with a 3.92 ground-ball-to-fly-ball ratio...Induced 21 double plays, tied for ninth in the AL...In 17 starts at Fenway Park, finished 11-2 with a 3.21 ERA (41 ER/115.0 IP), tied for the seventh-best home ERA in the AL...Led the Majors with a 2.10 home ERA...Earned his only complete game of the season in a 9-2 win on 5/23 vs. CLE, allowing two runs on four hits...Fanned a season-high seven in 7.0 innings in an 11-7 home win over the Marlins on 6/29...In the field, had 65 chances without an error, the most by any pitcher in baseball.

2003 POSTSEASON HIGHLIGHTS: Division Series (Oak.): Was 0-1 with a save and a 0.93 ERA (1 ER/9.2 IP) in three games (one start)...Earned a dramatic save in the series-clinching 4-3 Game 5 triumph in Oakland...ALCS (NYY): Went 0-2, allowing 10 runs in 14.0 IP in starts coming in Game 2 and Game 5.

2002: Used as a starter exclusively for the first time in his Major League career, responded by finishing third in AL Cy Young voting behind Barry Zito and Pedro Martinez after posting a 21-8 record and a 2.58 ERA in 32 starts...Ranked among AL leaders in ERA (second to Pedro Martinez), wins (second to Barry Zito), walks plus hits per 9.0 innings (second to Martinez), winning percentage (ninth) and innings pitched (ninth)...Led the Majors with a 2.10 home ERA and a .302 slugging percentage allowed...In a 10-0 win on 4/27 vs. TB, fired the 17th no-hitter in Red Sox history, the first at Fenway Park since Dave Morehead no-hit the Indians on 9/16/65...Was Named the AL Player of the Week for the week of 4/23-29...After going 12-4 with a league-best 2.36 ERA in 17 first-half starts, was named to start the All-Star Game for the American League...Worked 2.0 innings, allowing a run on one hit on 7/9 at Miller Park in Milwaukee...Went 9-4 with a 2.10 ERA (25 ER/107.0 IP) in 15 starts at Fenway Park and 12-4 with a 3.04 ERA (38 ER/112.2 IP) in 17 road starts...Named AL Pitcher of the Month for April, when he went 4-1 with a 2.04 ERA in five starts...Did not allow a home run until 6/10, when Colorado's Bobby Estalella went deep at Fenway Park...The long ball was the first Lowe had allowed in 108.0 innings since 8/31/01 vs. NYY...It was baseball's longest since a 118.0 inning streak by Florida's Kevin Brown in 1996-97...Had worked 88.1 innings without allowing a homer in 2002, the deepest any pitcher had gone into a season since KC's Mark Gubicza (111.1 IP) in 1989...Struck out a career-high 10 in a 6-1 win over Tom Glavine on 6/16 at ATL...Lowe and Glavine entered the game both leading their leagues in ERA, just the second matchup of ERA leaders in Major League history.

2001: Topped 60 appearances for the fourth consecutive season, finishing 5-10 with 24 saves in 30 chances and a 3.53 ERA in 67 appearances (three starts)...His first blown save of the season on 4/22 at NYY

ended a run of 25 consecutive saves converted...The streak, which had been the longest active in the Majors, began following his last blown save on 7/14/00...After going 4-10 with a 4.04 ERA in 64 relief appearances, moved into the starting rotation on 9/22 vs. DET...With his first start since 6/28/98 at FLA, became the first pitcher to make his first start of the season after already having recorded 20 saves since the Twins' Mike Marshall logged 25 saves before his first start on 8/18/79...As a starting pitcher, went 1-0 with a 1.13 ERA (2 ER/ 16.0 IP) in three starts, allowing 12 hits, walking two and fanning 15.

2000: In his first season as a full-time closer, tied Detroit's Todd Jones for the AL saves lead, closing out 42 of 47 save chances and earning his first career All-Star selection...Finished second in the AL Rolaids Relief Man standings, tying Jones for the title with 118 points, but losing the tie-breaker with one more blown save...His 42 saves were second-most in Red Sox history, four shy of Tom Gordon's 1998 club record...Led the AL with 64 games finished, third-most in club annals...His 91.1 innings were second most among AL relievers, while his .894 save percentage and 2.56 ERA were third in the league...Ranked fifth in the AL with 74 appearances, matching a career high for the second straight season...Worked a no-hit, no-run sixth inning in the 7/11 All-Star Game in Atlanta with Brian Giles reaching on an error.

1999: Made a team-high 74 appearances and tied Tim Wakefield for the team lead with 15 saves, going 6-3 with a 2.63 ERA...Led Red Sox relievers with 32 games finished, 109.1 innings and 80 strikeouts...Became the first Boston reliever to top 100.0 innings since Greg Harris threw 112.1 in 1993...Worked 4.0 no-hit, scoreless innings to save a Tim Wakefield win on 5/28 at CLE...Threw 4.0 innings of relief again on 7/24 at DET.

1999 POSTSEASON HIGHLIGHTS: Division Series (Cle.): Appeared in three games in relief, getting the win in Game 3 after he got the loss in Game 1...ALCS (NYY): Allowed just one run in 6.1 IP in three relief appearances.

1998: Began his first full season with the Red Sox in the rotation, dropping his first two starts on 4/3 at SEA and 4/8 at ANA...Made his next 13 outings in relief, posting a 1.69 ERA (4 ER/21.1 IP)...Entered July 0-7 as a starter before posting his first Sox win on 7/25 vs. TOR...Did not allow an earned run in five relief appearances (4.2 IP) from 9/8-16.

1998 POSTSEASON HIGHLIGHTS: Division Series (Cle.): He appeared in Game 2 and Game 4 in relief, allowing one run in 4.1 IP.

1997: Began the season with Triple-A Tacoma prior to being recalled by the Mariners on 4/25...Took the loss in his 4/26 Major League debut at Toronto, allowing one run on four hits in 2.1 innings and striking out two...Was optioned back to Tacoma on 5/5...Was recalled on 5/27 to make his first Major League start that night...Picked up his first big league win by a 6-3 score on 6/6 at DET (5.1 IP, 3 H, 3 R, 1 BB, 2 K)...Was 2-4 with a 6.96 ERA in 12 games (nine starts) for Seattle before being optioned back to Tacoma on 7/21...Ten days later, was traded to the Red Sox...Was 4-0 with a 2.37 ERA in six games (five starts) with Triple-A Pawtucket before being recalled by the Red Sox on 9/1...Made his Boston debut on 9/1 at MON, allowing one run on one hit in 2.1 innings...Went 0-2 with a 3.38 ERA in relief appearances for the Sox to finish a combined 2-3 with a 7.89 ERA in 20 games (nine starts) for Seattle and Boston.

1996: Split the season between Mariners' minor league affiliates Double-A Port City and Triple-A Tacoma...After going 5-3 with a 3.05 ERA in 10 Double-A starts was promoted to Triple-A on 5/25...Started 16 of the 17 games he pitched in for Tacoma, going 6-9 with a 4.54 ERA.

1995: After experiencing a twinge in his right elbow in spring training, opened the year in Extended Spring Training...Debuted for the Mariners' Arizona Rookie League club on 6/27 and joined Double-A Port City 7/8...Earned his only win on 8/13 at Carolina, allowing one earned run over 6.0 innings...Following the season, pitched for Peoria in the Arizona Fall League, going 2-3 with a 3.02 ERA.

1994: Went 7-10 with a 4.94 ERA in 26 starts for Double-A Jacksonville...Tied for fourth in the Southern League in starts...Fanned a season-high 10 on 7/6 vs. Knoxville.

1993: Went 12-9 with a 5.26 ERA in 27 games for Single-A Riverside...Tied for third in the California League with 12 wins...Went 2-1 with a 2.12 ERA in five games for Sun Cities of the Arizona Fall League.

1992: Went 7-3 with a 2.42 ERA in 14 games (13 starts) for Bellingham (R)...Ranked among league leaders in complete games (T2nd, 2), opponents average (4th, .216), wins (T5th, 7) and ERA (T5th, 2.42)...Named the league's No. 6 prospect in *Baseball America's* annual survey of league managers...Fired his first professional shutout, striking out 10 in a 9-0 win on 7/22 vs. Bend...Was named the Northwest Pitcher of the Week for the week of 7/19-25.

1991: Went 5-3 with a 2.41 ERA in 12 starts for the Arizona Rookie League Mariners...Led ARL starters with 10.27 baserunners allowed per 9.0 IP and ranked fourth in the ARL with a .217 opponents average allowed...Fanned 60 and walked only 21 in 71.0 innings

PERSONAL: He and his wife Carolyn reside in Ft. Myers, FL...He has two sons, Phillip and Tanner, and a daughter, Taylor...Graduated from Edsel Ford High School in Dearborn, MI in 1991...Was all-league in baseball, basketball, soccer and golf and first-team all-state in basketball...Was named the Dodgers' 2007 nominee for the Roberto Clemente Award...Hosted the Dodgers Dream Foundation's Bowling Extravaganza, helping to raise money for Mattel Childrens Hospital...Began the D-Lowe's Heroes program where he hosted patients and their families from Mattel Childrens Hospital at various home games throughout the season...Following surgery to remove a cancerous tumor from his nose in 2002, devoted many hours in 2003 to educating the public about the risks of skin cancer and sun safety...The Red Sox hosted a Sun Awareness Day, and he was featured on a trading card included in a sun-awareness kit distributed to fans... Hobbies include golf and listening to country music...Signed by Ken Madeja (Mariners).

Lowe's Career Transactions

- Selected by the Seattle Mariners in the eighth round of the 1991 June free agent draft.
- Acquired by the Boston Red Sox along with C Jason Varitek from the Seattle Mariners in exchange for RHP Heathcliff Slocumb on July 31, 1997.
- Signed by the Los Angeles Dodgers as a free agent on January 11, 2005.
- Signed by the Atlanta Braves as a free agent on January 15, 2009.

Lowe's Season & Career Highs as a Starter

2010 Season

Most IP: 8.0, twice, last: 9/13 vs. WSH
Low-Hit CG: None
Most Runs Allowed: 7, twice, last: 6/7 at ARI
Most ER Allowed: 7, twice, last: 6/7 at ARI
Most Hits Allowed: 11, 5/7 at PHI
Most HRs Allowed: 2, three times, last: 8/24 at COL
Most Walks: 7, 4/10 at SF
Most Strikeouts: 12, 9/13 vs. WSH
10+ Strikeout Games: 1, 9/13 vs. WSH
Longest Winning Streak: 5 games, 9/8-9-29
Longest Losing Streak: 3 games, 8/14-8/24

Career

Most IP: 9.0, six times, last: 6/9/07 vs. TOR
Low-Hit CG: 0, 4/27/02 vs. TB
Most Runs Allowed: 9, three times, last: 7/19/07 vs. NYM
Most ER Allowed: 9, 6/27/06 at MIN
Most Hits Allowed: 13, three times, last: 8/6/08 at STL
Most HRs Allowed: 4, 7/2/05 vs. ARI
Most Walks: 7, 4/10/10 at SF
Strikeouts: 12, 9/13/10 vs. WSH
10+ Strikeout Games: 3, last: 9/13/10 vs. WSH
Longest Winning Streak: 7 g., twice, last: 8/14-9/22/06
Longest Losing Streak: 11 g., 6/28/97-6/28/98

Lowe's Career Highs as a Reliever

Most IP: 4.0, three times, last: 7/24/99 at DET
Most Runs: 5, 4/30/99 at OAK
Most Strikeouts: 5, 8/23/99 at MIN

Most Hits: 6, 8/28/98 vs. ANA
Most Walks: 3, twice, last: 4/5/01 at BAL
Most HRs Allowed: 2, three times, last: 4/29/01 vs. KC



Derek Lowe - 2010 Game-by-Game Results											
Date	Opp.	Decision	IP	H	R	ER	BB	SO	HR	#P	
Spring Totals			3-0, 4.50	22.0	25	12	11	2	18	3	---
4/5	CHI	W, 16-5	6.0	5	5	5	3	3	2	78	
4/10	at SF	W, 7-2	6.0	4	1	1	7	4	0	112	
4/16	COL	W, 9-5	5.1	7	4	3	2	5	1	97	
4/22	PHI	L, 8-3	5.0	6	5	4	2	3	0	96	
4/27	at STL	L, 5-4	5.2	5	5	5	2	4	1	102	
April Totals			3-2, 5.79	28.0	27	20	18	16	18	4	97*
5/2	HOU	W, 7-1	5.0	6	1	1	1	3	0	84	
5/7	at PHI	L, 7-0	5.0	11	7	7	2	2	1	95	
5/12	at MIL	W, 9-2	6.0	6	2	2	2	2	0	87	
5/17	NYM	L, 5-4	7.0	4	3	3	3	3	0	93	
5/22	at PIT	W, 4-2	5.0	5	2	2	4	5	0	99	
5/28	PIT	W, 7-3	7.0	4	1	1	1	2	0	87	
May Totals			4-2, 4.11	35.0	36	16	16	13	17	1	91*
6/2	PHI	W, 2-1	8.0	6	1	1	1	7	0	119	
6/7	at ARI	L, 7-4	4.0	8	7	7	2	2	1	96	
6/12	at MIN	ND, W 3-2	7.1	6	2	2	3	4	0	97	
6/18	KC	W, 6-4	6.1	6	3	3	2	3	1	86	
6/24	at CWS	ND, L 2-0	7.0	5	0	0	2	4	0	101	
6/29	WSH	L, 7-2	5.2	8	4	4	2	5	0	105	
June Totals			2-2, 3.99	38.1	39	17	17	12	25	2	101*
7/5	at PHI	L, 3-1	7.0	6	2	2	1	6	1	108	
7/11	at NYM	L, 3-0	5.1	8	2	2	2	4	1	96	
7/18	MIL	W, 11-6	5.1	8	3	3	1	5	2	92	
7/23	at FLA	ND, L 7-6	5.2	5	4	4	5	6	1	114	
7/29	at WSH	L, 5-3	5.0	5	4	4	1	3	1	98	
July Totals			1-3, 4.76	28.1	32	15	15	10	24	6	102*
8/3	NYM	ND, L 3-2	6.0	6	1	1	0	3	0	79	
8/8	SF	W, 6-3	5.1	5	2	2	1	2	0	68	
8/14	LAD	L, 2-1	6.0	10	1	1	1	4	0	104	
8/19	WSH	L, 6-2	7.0	6	4	4	0	6	1	98	
8/24	at COL	L, 5-2	6.0	7	3	3	2	4	2	101	
8/29	FLA	ND, W 7-6	3.0	6	5	5	3	4	1	78	
August Totals			1-3, 4.32	33.1	40	16	16	7	23	4	88*
9/8	at PIT	W, 9-3	6.0	8	1	1	0	2	0	98	
9/13	WSH	W, 4-0	8.0	6	0	0	0	12	0	105	
9/19	at NYM	W, 6-3	6.0	4	2	2	1	2	2	91	
9/25	at WSH	W, 5-0	5.0	5	0	0	1	4	0	103	
9/29	FLA	W, 5-1	5.2	7	1	1	1	9	0	99	
Sept. Totals			5-0, 1.17	30.2	30	4	4	3	29	1	99*
10/7	at SF	L, 1-0	5.1	4	1	1	4	6	0	96	
10/11	SF	L, 3-2	6.2	2	3	2	2	8	1	101	
D.S. Totals			0-2, 2.31	12.0	6	3	2	6	14	1	99*
* Average Pitch Count											



ED LUCAS

FULL NAME: Edward Lee Lucas III

BATS: Right **THROWS:** Right

HEIGHT: 6-3

WEIGHT: 205

M.L. Service: 0.000

BORN: 5/21/82 in Grand Rapids, MI

ACQUIRED: Signed by the Braves as a minor-league free agent on November 19, 2010.

CONTRACT STATUS: Signed through 2011.

Non-Roster Invitee

INFIELDER

75

Lucas' Complete Record

Year	Club	AVG	G	AB	R	H	2B	3B	HR	RBI	SH	SF	HP	BB	SO	SB-CS	OBP	SLG	E
2004	Idaho Falls	.312	41	154	30	48	6	1	0	29	3	4	6	14	18	7-3	.382	.364	8
	Burlington	.202	24	89	12	18	5	1	0	10	2	1	2	5	21	2-2	.258	.281	2
2005	Burlington	.292	113	425	52	124	12	4	1	36	7	0	2	40	67	29-10	.355	.346	29
2006	High Desert	.281	124	455	71	128	26	4	8	66	2	3	3	46	83	19-6	.349	.409	16
2007	Wichita	.280	34	125	19	35	6	1	3	17	1	0	0	9	23	2-1	.328	.416	7
2008	NW Arkansas	.304	79	270	38	82	10	4	4	30	2	1	1	29	47	14-7	.372	.415	8
	Omaha	.128	16	47	7	6	0	0	0	0	1	0	0	7	14	0-1	.241	.128	2
2009	NW Arkansas	.290	103	355	61	103	22	2	10	58	4	5	7	53	75	18-2	.388	.448	0
	Omaha	.125	5	8	1	1	0	0	0	1	1	0	0	2	4	0-1	.300	.125	15
2010	Omaha	.307	99	352	52	108	20	1	13	50	5	3	3	52	68	7-1	.398	.480	12
Minor Totals		.286	638	2280	343	653	107	18	39	297	28	17	24	257	420	98-34	.362	.400	99

Lucas' 2010 Season Recap

- Notched a personal-best .307 (108-for-352) batting average and his 13 home runs set a new career high.
- Finished seventh in the Pacific Coast League with a .398 on-base percentage at Triple-A Omaha.
- Hit .338 (66-for-195) away from Werner Park and .268 (42-for-157) at home.
- Hit .376 (38-for-101) against left-handed pitchers and .279 (70-for-251) against right-handers
- Appeared at second base (22 games), third base (23 g), SS (36 g) and LF (16 g).

Lucas' Career Highlights

2009: Finished fifth in the Texas League in both on-base percentage (.388) and slugging percentage (.448)...Was named Texas League Player of the Week for the week ending 7/5 in (5 games, .667, 8-for-12, 2 RBI, 6 R, 6 BB)...His 53 walks led NW Arkansas, while his 55 combined walks set a new career high...Combined to hit .337 (35-for-94) against left-handed pitchers and .266 (69-for-259) against right-handers...Hit .350 (36-for-103) with RISP.

2008: Spent the majority of the season with Double-A Northwest Arkansas but also had a stint with Triple-A Omaha...Hit .260 (20-for-77) before the All-Star break and .321 (62-for-193) after...Had hits in 16-of-his-last 20 games, with eight multi-hit games in that span.

2007: Spent the entire season with Double-A Wichita...Hit .301 (28-for-93) against right-handed pitching, and .219 (7-for-32) vs. left-handers...Did not play after 5/20 due to a back injury.

2006: Spent the entire season with Single-A High Desert...Went 11-for-18 with a home run and six RBI in five games 5/1-7...Drove in three runs on five occasions.

2005: Spent his full professional season ball entirely Single-A Burlington...Led the team in average (.292) and hits (124), ranked second in stolen bases (29) and fifth in runs scored (52)...Played 14 games at first base, 53 games at third base, 38 games at shortstop and seven in the outfield.

2004: Made his professional debut with Idaho Falls after being selected in the eighth round of the June Free Agent Draft...Split the season between Rookie Idaho Falls of the Pioneer League and Single-A Burlington...Drove in five runs in his second professional game on 6/20 vs. Ogden.

PERSONAL: Resides in Deltona, FL...Graduated from Spruce Creek (Port Orange, FL) High School in 2000...Graduated from Dartmouth College in 2004 where he was named the 2004 Ivy League Player of the Year...Was honored as the 2004 Alfred E. Watson Award Winner as the most outstanding athlete at Dartmouth...Was named All-Ivy League three times and was 2004 1st-team All-New England...Signed by Steve Connelly (Royals).

Lucas' Career Transactions

- Selected by the Kansas City Royals in the eighth round of the 2004 June free agent draft.
- Signed by the Atlanta Braves as a minor-league free agent on November 19, 2010.



STEPHEN MAREK

FULL NAME: Stephen Andrew Marek

BATS: Right **THROWS:** Right

HEIGHT: 6-2

WEIGHT: 240

M.L. Service: 0.000

BORN: 9/3/83 in Houston, TX

ACQUIRED: Acquired by the Braves from the Los Angeles Angels along with 1B Casey Kotchman in exchange for 1B Mark Teixeira on July 29, 2008.

CONTRACT STATUS: Signed through 2011.

PITCHER

57

Marek's Complete Record

Year Club	W-L	ERA	G	GS	CG	SHO	SV	IP	H	R	ER	HR	HB	BB	SO	WP	BK
2005 Orem	1-3	4.50	15	14	0	0	0	66.0	74	37	33	7	4	25	55	2	0
2006 Cedar Rapids	10-2	1.96	19	19	1	1	0	119.1	95	27	26	8	5	24	100	7	1
R. Cucamonga	2-3	3.94	6	6	0	0	0	32.0	26	14	14	4	2	13	33	2	0
2007 R. Cucamonga	8-10	4.30	25	25	1	0	0	134.0	133	78	64	17	4	49	106	5	0
2008 Arkansas	2-6	3.66	34	0	0	0	3	46.2	39	20	19	2	2	21	57	4	0
Mississippi	1-2	3.21	10	0	0	0	1	14.0	12	5	5	1	0	6	11	1	0
2009 Mississippi	0-1	7.94	6	0	0	0	0	5.2	7	5	5	1	0	7	4	0	0
Gwinnett	3-3	5.72	38	0	0	0	2	39.1	40	31	25	2	2	29	31	6	0
2010 Mississippi	4-0	0.00	11	0	0	0	4	13.0	7	0	0	0	0	1	18	1	0
Gwinnett	2-2	1.43	49	0	0	0	9	50.1	38	13	8	4	0	19	56	0	0
Minor Totals	33-32	3.44	213	64	2	1	19	520.1	471	230	199	46	19	194	471	28	1

Bold indicates led league.

Marek's 2010 Season Recap

- Began the season with Mississippi (AA) before being promoted to Gwinnett (AAA) after just 11 games.
- Was named Mississippi's Pitcher of the Month for April (3-0, 4 SV, 0.00 ERA, 1 BB, 15 K) and Gwinnett's Pitcher of the Month for June (1-0, 2 SV, 1.26 ERA, 17 K).
- Did not allow an earned run in 27.1 consecutive innings for Gwinnett (6/3-7/21).
- Held opposing batters to a .198 batting average (45-for-227).
- Saw action in an organization-high 60 games.
- Appeared in three games (all in relief) for Cardenales de Lara of the Venezuelan Winter League and did not allow an earned run in 3.1 innings of work.

Marek's Career Highlights

2009: Split time between Mississippi (AA) and Gwinnett (AAA) and pitched to a combined 3-4 record with a 6.00 ERA (30 ER/45.0 IP)...Was named Mississippi's Pitcher of the Month for June (2-0, 0.00 ERA, 10 G, 11.2 IP, 4 H, 0 R, 6 BB, 9 K)...Held left-handed hitters to a .211 average (12-for-57) while right-handers hit .301 (28-for-93)...Appeared in 12 games (all in relief) for Mayos de Navojoa of the Mexican Pacific League (winter) and went 2-2 with five saves and a 2.38 ERA (11.1 IP, 3 ER, 8 BB, 11 K).

2008: Began the season with Arkansas (AA) in the Angels organization and made 34 relief appearances before being traded to Atlanta on 7/29 and being assigned to Mississippi (AA)...With Arkansas, he held left-handed hitters to a .250 average and right-handed hitters to a .211 mark; with Mississippi he held left-handed hitters to a .154 average while right-handers hit .303...Struck out four batters in a single inning pitched for Arkansas on 6/12...Was placed on the Mississippi disabled list from 8/27-9/4...Made 12 appearances for the Mesa Solar Sox in the Arizona Fall League and went 2-0 with two saves and a 0.00 ERA in 12.0 IP (9 H, 2 R, 0 ER, 2 BB, 7 K, .205 opp. avg.).

2007: His 4.30 ERA ranked ninth in the California League while with Rancho Cucamonga (A).

2006: Selected to the 2006 Midwest League All-Star Team...Led the league with a 1.96 ERA.

2005: Finished fifth in the Pioneer League with 14 games started and finished ninth with a 4.50 ERA.

PERSONAL: Resides in Sealy, TX...Attended McNeil High School in Austin, TX, and San Jacinto CC in Houston...Signed by Chad MacDonald (Angels).

Marek's Career Transactions

- Selected by the Los Angeles Angels in the 40th round of the 2004 free agent draft.
- Acquired by the Atlanta Braves from the Los Angeles Angels along with 1B Casey Kotchman in exchange for 1B Mark Teixeira on July 29, 2008.



CRISTHIAN MARTINEZ

FULL NAME: Cristhian A. Mercedes Martinez

BATS: Right **THROWS:** Right

HEIGHT: 6-1

WEIGHT: 185

M.L. Service: 0.167

BORN: 3/6/82 in Santo Domingo, DR

ACQUIRED: Claimed by the Braves off waivers from the Florida Marlins on April 8, 2010.

CONTRACT STATUS: Signed through 2011.

PITCHER

50

Martinez's Complete Record

Year	Club	W-L	ERA	G	GS	CG	SHO	SV	IP	H	R	ER	HR	HB	BB	SO	WP	BK
2003	DSL Tigers	0-1	0.83	4	4	0	0	0	21.2	7	5	2	0	2	8	24	2	2
	GCL Tigers	3-2	5.86	9	5	0	0	0	35.1	34	25	23	9	3	11	39	1	0
2004	Oneonta	1-0	2.08	2	2	0	0	0	13.0	9	3	3	1	1	1	12	0	0
	W. Michigan	5-2	2.44	12	12	1	1	0	73.2	59	27	20	6	7	20	45	3	0
2005	Lakeland	2-0	4.91	3	2	0	0	0	11.0	11	6	6	0	2	4	9	0	0
2006	Lakeland	1-1	4.98	5	5	0	0	0	21.2	27	14	12	3	1	5	15	1	0
	GCL Tigers	3-2	1.54	7	6	0	0	0	35.0	30	11	6	1	1	4	27	2	1
	Oneonta	1-2	2.16	7	7	0	0	0	41.2	38	15	10	4	3	5	30	1	0
2007	Greensboro	9-5	4.08	18	18	0	0	0	97.0	97	55	44	16	6	18	74	4	0
2008	Greensboro	4-1	4.67	8	8	0	0	0	44.1	44	24	23	2	3	9	14	2	0
	Jupiter	2-7	3.79	20	19	1	0	0	109.1	117	56	46	7	4	16	78	0	0
2009	Jacksonville	9-3	2.94	17	16	0	0	0	104.0	96	39	34	7	4	22	62	0	1
	Florida	1-1	5.13	15	0	0	0	0	26.1	27	16	15	2	0	8	18	1	0
2010	Gwinnett	5-1	3.08	23	2	0	0	0	52.2	45	22	18	3	0	8	49	0	1
	Atlanta	0-0	4.85	18	0	0	0	0	26.0	28	14	14	3	0	6	22	1	0
Minor Totals		45-27	3.37	135	106	2	1	0	660.1	614	302	247	59	37	131	478	17	4
Major Totals		1-1	4.99	33	0	0	0	0	52.1	55	30	29	5	0	14	40	2	0

Martinez's Major League Fielding Record

Year	Position	PCT	G	PO	A	E	TC	DP
2009	Pitcher	.833	15	2	3	1	6	0
2010	Pitcher	1.000	18	2	4	0	6	0
Pitcher Totals		.917	33	4	7	1	12	0

Martinez's Major League Batting Record

Year	Club	AVG	G	AB	R	H	2B	3B	HR	RBI	SH	SF	HP	BB	SO	SB	CS	E
2010	Atlanta	.000	18	4	0	0	0	0	0	0	0	0	0	0	3	0	0	0
Major Totals		.000	33	6	0	0	0	0	0	0	0	0	0	0	3	0	0	1

Martinez's 2010 Season Recap

- Began the season with Triple-A Gwinnett before joining Atlanta for three separate stints.
- Recalled by the Braves from Gwinnett (AAA) on 5/22, optioned back on 6/30. Recalled again on 8/5, optioned back on 8/30. Recalled for the final time on 9/7 for the remainder of the season.
- Went 5-1 with a 3.08 ERA (18 ER/52.2 IP) in 23 games (two starts) for Triple-A Gwinnett.
- Collected three wins and posted a 1.64 ERA (4 ER/22.0 IP) in the month of July.
- Did not allow an earned run in 6.2 innings of work in his lone win as a starter on 7/22 at SWB.
- Appeared in five games (all in relief) for Tigres del Licey of the Dominican Winter League and posted a 1.80 ERA (2 ER/10.0 IP).

Martinez's Career Highlights

2009: Opened the season at Jacksonville (AA) and had four separate stints with the Marlins...Was recalled for the first time on 5/23; optioned on 6/1...Recalled again 6/5; optioned 6/19...Recalled for the third time 8/14; optioned on 8/20...Recalled for the final time on 8/23 and finished the season in the Marlins bullpen...Earned his first career win in his second career appearance, 6/1 vs. MIL, tossing 1.2 scoreless frames...Took the loss in his Major League debut 5/21 vs. ARI - entered in the eighth inning of a 2-2 game and gave up two earned runs in 2.0 IP...Earned the Marlins' organization Minor League Pitcher of the Year honors after going 9-3 with a 2.94 ERA in 17 appearances (16 starts) for Jacksonville (AA)...Had he qualified, his 2.94 ERA would have ranked eighth among all Double-A pitchers...His 2.64 ERA as a starter was the second-best among Jacksonville starters (min. 10 starts).

2008: Split sixth professional season between Single-A Greensboro and Single-A Jupiter, going 6-8 with a 4.04 ERA (153.2 IP/69 ER) in 28 combined games, including 27 starts.

2007: Ranked second among Greensboro (A) pitchers in wins (9), while ranking third in strikeouts (74) and fourth in innings pitched (97.0).

2006: Pitched at three different stops, including Lakeland (A), Gulf Coast League (A) and Oneonta (A) and went a combined 5- with a 2.56 ERA in 19 games (18 starts).

2005: Made three appearances (two starts) with Lakeland (A) before landing on the disabled list with a right elbow strain.

2004: Earned Midwest League Pitcher of the Week honors for the week ending 8/29.

PERSONAL: Resides in Santo Domingo, DR...Attended Liceo Nocturno in the Dominican Republic...Signed by Ramon Pena (Tigers).

Martinez's Career Transactions

- Signed by the Detroit Tigers as a non-drafted free agent on April 2, 2003.
- Selected by Florida in the Minor League portion of the Rule 5 Draft on December 7, 2006.
- Claimed off waivers by the Atlanta Braves from the Florida Marlins on April 8, 2010.

Martinez's Season & Career Highs

2010 Season

Most IP: 4.0, 8/29 vs. FLA
Most Runs Allowed: 4, twice, last: 10/1 vs. PHI
Most ER Allowed: 4, twice, last: 10/1 vs. PHI
Most Hits Allowed: 6, 6/27 vs. DET
Most HRs Allowed: 1, three times, last: 9/9 vs. STL
Most Walks: 2, 9/21 at PHI
Most Strikeouts: 3, twice, last: 9/21 at PHI

Career

Most IP: 4.0, 8/29/10 vs. FLA
Most Runs Allowed: 4, four times, last: 10/1/10 vs. PHI
Most ER Allowed: 4, four times, last: 10/1/10 vs. PHI
Most Hits Allowed: 6, twice, last: 6/27/10 vs. DET
Most HRs Allowed: 1, five times, last: 9/9/10 vs. STL
Most Walks: 2, three times, last: 9/21/10 at PHI
Most Strikeouts: 4, twice, last: 8/16/09 vs. COL





JOE MATHER

FULL NAME: Joseph Paul Mather
BATS: Right **THROWS:** Right **M.L. Service:** 0.170
HEIGHT: 6-4 **WEIGHT:** 215
BORN: 7/23/82 in Sand Point, ID
ACQUIRED: Claimed by the Braves off waivers from the St. Louis Cardinals on November 3, 2010.
CONTRACT STATUS: Signed through 2011.

OUTFIELDER/INFIELDER

4

Mather's Complete Record

Year	Club	AVG	G	AB	R	H	2B	3B	HR	RBI	SH	SF	HP	BB	SO	SB-CS	OBP	SLG	E
2001	Johnson City	.248	45	165	25	41	3	0	5	21	1	2	3	7	60	2-2	.288	.358	8
2002	Johnson City	.232	62	224	29	52	15	2	8	39	0	2	3	27	57	9-1	.320	.424	9
2003	New Jersey	.230	65	196	23	45	12	1	2	22	3	0	6	18	38	4-4	.314	.332	3
2004	New Jersey	.125	3	8	0	1	0	0	0	0	0	0	0	0	2	2-0	.125	.125	1
	Peoria	.253	65	241	34	61	18	2	7	31	0	0	5	24	70	3-3	.333	.432	7
2005	Quad Cities	.220	54	209	30	46	15	2	9	33	0	2	3	20	49	0-0	.295	.440	4
	Palm Beach	.275	57	200	37	55	12	2	8	27	3	1	9	12	39	4-0	.342	.475	4
2006	Palm Beach	.269	124	443	64	119	33	1	16	74	3	4	8	36	91	9-0	.332	.456	6
2007	Springfield	.303	64	234	48	71	17	0	18	46	1	3	5	29	32	4-0	.387	.607	5
	Memphis	.241	70	253	32	61	10	1	13	31	2	0	10	23	51	6-0	.329	.443	4
2008	Memphis	.303	59	211	45	64	14	2	17	41	1	2	8	32	36	7-2	.411	.630	3
	St. Louis	.241	54	133	20	32	7	0	8	18	0	1	1	12	32	1-0	.306	.474	1
2009	Memphis	.176	39	136	12	24	6	2	1	14	0	3	2	9	27	7-1	.233	.272	0
	GCL Cardinals#	.250	3	8	1	2	1	0	0	3	0	0	0	3	1	0-0	.455	.375	0
	Springfield	.207	17	58	8	12	3	0	3	11	0	1	1	5	11	0-2	.277	.414	2
2010	Memphis	.275	91	335	55	92	18	4	10	46	0	2	2	37	74	6-4	.348	.442	5
	St. Louis	.217	36	60	7	13	4	0	0	3	2	0	0	2	11	1-1	.242	.283	0
Minor Totals		.255	818	2921	443	746	177	19	117	439	14	22	65	282	638	63-19	.332	.449	72
Major Totals		.233	90	193	27	45	11	0	8	21	2	1	1	14	43	2-1	.287	.415	1

#Injury rehabilitation assignment.

Mather's Major League Fielding Record

Year	Position	PCT	G	PO	A	E	TC	DP
2008	Outfield	.985	44	66	1	1	68	0
	First Base	1.000	4	9	1	0	10	1
	Third Base	----	1	0	0	0	0	0
2010	Outfield	1.000	25	16	0	0	16	0
	First Base	1.000	3	14	0	0	14	3
	Third Base	1.000	1	1	0	0	1	0
	Pitcher	1.000	1	1	0	0	1	0
Outfield Totals		.988	69	82	1	1	84	0
First Base Totals		1.000	7	23	1	0	24	4
Third Base Totals		1.000	2	1	0	0	1	0
Pitcher Totals		1.000	1	1	0	0	1	0

Mather's 2010 Season Recap

- Began the season on STL's Opening Day roster, was optioned to Memphis on 5/29 and recalled on 9/18.
- Played six different positions over 36 games while making eight starts.
- Was 5-for-14 (.357) with two doubles as a pinch-hitter.
- Made his pitching debut in a 20-inning game on 4/17 vs. NYM by tossing 2.0 innings (19th & 20th). He allowed two runs on two hits and received the loss, registering the first decision by a Cardinals position player since Jose Oquendo on 5/14/1988 vs. ATL.
- Posted a 13-game hitting streak from 8/19-9/1 with Memphis (AAA), beginning with three three-hit games and six total multi-hit games (23-for-52, .434, 2 HR, 12 RBI).
- Hit two home runs during the Pacific Coast League playoffs.

Mather's Career Highlights

2009: Competed for starting third base position with STL during Spring Training, but began the season in Memphis (AAA)...Played in 39 games before a recurring left wrist sprain put him on the DL from 5/12-29 and 6/14-8/18...Rehabbed with the GCL Cardinals (8/16-18) then moved to Springfield (AA) for the final 17 games of the Double-A season on 8/19...Batted .400 (4-for-10) with RISP with 9 RBI and a home run with Springfield.

2008: Had two stints with the Cardinals before a broken left hamate bone ended his season on 9/1...First recalled from Memphis on 5/29...Was batting .313 (31-for-99) with 6 2Bs, 2 3Bs, 8 HR, 14 BB and 14 RBI for Memphis at time of his recall...His .671 SLG pct. ranked 4th in the PCL at recall time and had a .406 OBP...Sent down to Memphis on 6/14 but returned to St. Louis for good on 7/6...Six of his eight HRs were hit on the road, including his first ML-HR in the 10th inn. of a 6/5 loss in Game 2 at WSH (off B. Saunches)...Had two pinch-hit home runs and was 6-for-18 (.306) as a pinch hitter...Had surgery on 9/4 to remove hook of the hamate bone in his left hand...On Memphis DL from 4/9-25 with a strained back.

2007: Spent the first half of the season at Springfield (AA) before a mid-season promotion to Memphis (AAA)...Hit a combined 31 home runs between the two levels...Stole 10 combined bases without being caught, increasing his run to 23 stolen bases without being caught, dating to 2004...Was named the Cardinals minor league Player of the Month in April with his .324 average and .797 slugging percentage...Named Texas League Player of the Week twice, 4/5-15 and 6/5-10...Was promoted to Memphis (AAA) on 6/19 where he finished the season, playing 68 games in the OF and two at first base...Named as the Best Power Prospect and one of the Top-20 prospects to watch out of the Texas League by Baseball America...Played in six games for Mesa of the Arizona Fall League and hit .286 (6-for-21) before being shut down as a precaution with a minor shoulder injury.

2006: Spent the entire season at High-A Palm Beach...His 33 doubles tied for second most in the Cardinals organization while his 16 homers tied for eighth most...His 74 RBI ranked 5th in the Cards' farm system.

2005: Began the season at Quad Cities (low-A) and was promoted to Palm Beach (High-A) on 6/23...Had two game-ending home runs at QC: 5/17 vs. Beloit and 6/8 vs. Peoria...Helped Palm Beach to the Florida State League Championship, playing in both right and left field down the stretch.

2004: Played three games for New Jersey before spending the remainder of the season with Peoria (A)...Started out as the team's third-baseman (22 games) before a transfer to the outfield...Batted .300 in July (24-for-80).

2003: Played first base at New Jersey (low A) and hit .230 (45-for-196) with 12 2B, 2 HR and 22 RBI.

2002: Played third base at Johnson City (R) and hit .232 (52-for-224) with 15 2B, 9 HR and 39 RBI.

2001: After signing his first professional contract on 6/30, reported to Johnson City (R) and played 3B.

PERSONAL: Resides in Phoenix, AZ...Graduated in 2001 from Mountain Point (Ariz.) High School where he played both baseball and basketball...Was 2nd Team High School All-American in 2001...Enjoys playing golf...Signed by Fred McAlister (Cardinals).

Mather's Career Transactions

- Selected by the St. Louis Cardinals in the third round of the 2001 June free agent draft.
- On St. Louis disabled list (left hand fracture), September 2, 2008 to the end of the season.
- Claimed by the Atlanta Braves off waivers from the St. Louis Cardinals on November 3, 2010.

Mather's Season & Career Highs

2010 Season

Most Runs: 2, 5/9 at PIT
Most Hits: 2, twice, last: 5/9 at PIT
Most 2Bs: 1, four times, last: 5/22 vs. LAA
Most 3Bs: None
Most HRs: None
Most RBI: 1, three times, last: 10/3 vs. COL
Most Walks: 1, twice, last: 9/23 at PIT
Most SBs: 1, 5/7 at PIT
Longest Hitting Streak: 2 games, 9/21-23

Career

Most Runs: 3, 6/5/08 at WSH
Most Hits: 3, 7/28/08 at ATL
Most 2Bs: 1, 11 times, last: 5/22/10 vs. LAA
Most 3Bs: None
Most HRs: 1, eight times, last: 9/1/08 at ARI
Most RBI: 3, 8/1/08 vs. PHI
Most Walks: 3, 6/3/08 at WSH
Most SBs: 1, twice, last: 5/7/10 at PIT
Longest Hitting Streak: 5 games, 7/28-8/1/08



BRIAN McCANN

FULL NAME: Brian Michael McCann

BATS: Left **THROWS:** Right

M.L. Service: 5.117

HEIGHT: 6-3 **WEIGHT:** 230

BORN: 2/20/84 in Athens, GA

ACQUIRED: Selected by the Braves in the second round of the 2002 June free agent draft.

CONTRACT STATUS: Signed through 2012 with a club option for 2013.

CATCHER

16

McCann's Complete Record

Year	Club	AVG	G	AB	R	H	2B	3B	HR	RBI	SH	SF	HP	BB	SO	SB-CS	OBP	SLG	E
2002	GCL Braves	.220	29	100	9	22	5	0	2	11	0	1	1	10	22	0-0	.295	.330	1
2003	Rome	.290	115	424	40	123	31	3	12	71	0	3	2	24	73	7-4	.329	.462	3
2004	Myrtle Beach	.278	111	385	45	107	35	0	16	66	0	1	4	31	54	2-2	.337	.494	7
2005	Mississippi	.265	48	166	27	44	13	2	6	26	0	5	2	25	26	2-3	.359	.476	1
	Atlanta	.278	59	180	20	50	7	0	5	23	4	1	1	18	26	1-1	.345	.400	3
2006	Atlanta	.333	130	442	61	147	34	0	24	93	0	6	3	41	54	2-0	.388	.572	9
	Rome#	.286	2	7	0	2	0	0	0	0	0	0	0	1	1	0-0	.375	.286	0
2007	Atlanta	.270	139	504	51	136	38	0	18	92	2	6	5	35	74	0-1	.320	.452	13
2008	Atlanta	.301	145	509	68	153	42	1	23	87	0	3	4	57	64	5-0	.373	.523	9
2009	Atlanta	.281	138	488	63	137	35	1	21	94	3	6	5	49	83	4-1	.349	.486	12
	Myrtle Beach#	.333	2	6	1	2	2	0	0	1	0	0	0	1	2	0-0	.429	.667	0
	Gwinnett#	.333	1	3	0	1	1	0	0	1	0	0	0	1	0	0-0	.500	.667	0
2010	Atlanta	.269	143	479	63	129	25	0	21	77	0	4	9	74	98	5-2	.375	.453	14
Minor Totals		.276	308	1091	122	301	87	5	36	176	0	10	9	93	178	11-9	.335	.464	12
Major Totals		.289	754	2602	326	752	181	2	112	466	9	26	27	274	399	17-5	.360	.489	60

#Injury rehabilitation assignment.

McCann's Division Series Record

Year	Club	AVG	G	AB	R	H	2B	3B	HR	RBI	SH	SF	HP	BB	SO	SB-CS	OBP	SLG	E
2005	Atl. vs. Hou.	.188	3	16	2	3	0	0	2	5	0	0	0	0	6	0-0	.188	.563	0
2010	Atl. vs. SF	.429	4	14	2	6	1	0	1	3	0	1	0	1	4	0-0	.438	.714	0
D.S. Totals		.300	7	30	4	9	1	0	3	8	0	1	0	1	10	0-0	.313	.633	0

McCann's All-Star Game Record

Year	Club	AVG	G	AB	R	H	2B	3B	HR	RBI	SH	SF	HP	BB	SO	SB-CS	OBP	SLG	E
2006	N.L., Pit.	.000	1	1	0	0	0	0	0	0	0	0	0	0	0	0-0	.000	.000	0
2007	N.L., SF	.000	1	1	0	0	0	0	0	0	0	0	0	0	0	0-0	.000	.000	0
2008	N.L., NYY	----	1	0	0	0	0	0	0	0	0	0	0	0	0	0-0	----	----	0
2009	N.L., StL	.000	1	1	0	0	0	0	0	0	0	0	0	0	0	0-0	.000	.000	0
2010	N.L., LAA	.500	1	2	0	1	1	0	0	3	0	0	0	0	0	0-0	.500	1.000	0
All-Star Totals		.200	5	5	0	1	1	0	0	3	0	0	0	0	0	0-0	.200	.400	0

McCann's World Baseball Classic Record

Year	Club	AVG	G	AB	R	H	2B	3B	HR	RBI	SH	SF	HP	BB	SO	SB-CS	OBP	SLG	E
2009	United States	.333	6	12	2	4	2	0	1	6	2	0	0	4	2	0-0	.444	.750	0

McCann's Major League Fielding Record

Year	Position	PCT	G	PO	A	E	TC	DP	PB	CS	ATT	PCT	P-OFF
2005	Catcher	.991	57	310	21	3	334	1	5	5	27	19%	1
2006	Catcher	.989	124	778	39	9	826	6	5	21	91	23%	0
2007	Catcher	.987	132	907	53	13	973	9	6	19	89	21%	0
2008	Catcher	.991	138	879	70	9	958	9	7	27	120	23%	2
2009	Catcher	.988	127	924	58	12	994	7	7	24	100	24%	1
2010	Catcher	.987	136	972	64	14	1050	12	5	36	120	30%	0
Catcher Totals		.988	714	4770	305	60	5135	44	35	132	547	24%	4

McCann's 2010 Season Recap

- Was selected to his fifth consecutive All-Star game and became the first player in franchise history to make the All-Star team in each of his first five full seasons.
- Was named MVP of the All-Star Game after his three-run double proved to be the game winner for the NL. Became first Brave to win the All-Star Game MVP Award since Fred McGriff in 1994.
- Collected his fourth Silver Slugger Award and became one of just eight catchers ever to win four or more Silver Slugger Awards.
- Connected for his second consecutive Opening Day home run and his third in five career Opening Day starts on 4/5 vs. Chicago (NL).
- Hit his 100th career home run on 6/25 vs. DET, a solo shot to in the fourth inning off Andy Oliver.
- Hit his first career game-ending home run on 8/29 vs. FLA off Leo Nunez (HR was officially reviewed).
- Since the start of the 2006 season, leads all ML catchers in home runs (107), extra-base hits (283), doubles (174), RBI (443) and GW-RBI (61).
- Also since the start of the 2006 season, is third in the NL with 193 two-out RBI.
- The Division Series marked his second postseason appearance and first since 2005. He hit .429 (6-for-14) with 1 HR and 3 RBI to improve his career postseason average to .300 (9-for-30) with 3 HR and 8 RBI.
- Has a career .294 batting average (368-for-1263) at Turner Field with 53 home runs and 218 RBI.

McCann's Career Highlights

2009: Led all NL Catchers with 21 homers, 94 RBI and an .834 OPS...Of his 21 home runs, 15 (71%) came with men on base...Set a career high of 94 RBI...Tied his career high by driving in five runs on 8/23 vs. FLA...Had four game-winning final at-bat victories, including a three-run homer in the 10th inning at FLA on 7/30 and a bases-loaded, two-run double in the eighth inning at STL on 9/12...Had a season-high 11-game hitting streak where he went 14-for-40 (.350) with 6 2B, 2 HR and 12 RBI...Threw out 21 runners attempting to steal...He hit .420 (21-for-50) with four home runs and 11 RBI in interleague play...Was placed on the disabled list from 4/23-5/8 with a left eye infection...Appeared in six games for Team USA in the 2009 WBC (4-for-12 with 2 2B, 1 HR and 6 RBI).

2008: Was selected to participate in the 2009 World Baseball Classic for the United States team...Won his second Silver Slugger award (2006), becoming the 10th catcher in history with multiple Silver Sluggers...Set career highs in games (145), runs (68), hits (153), doubles (42), walks (57) and his first career triple...Led all Major League catchers in 2B (42), T1st in HR (23), and was 2nd in RBI (87) and batting avg. (.301)...Tied for team lead with 44 multi-hit games...Entered the 7/15 All-Star Game in the 15th inning, but did not bat...Became the first-ever Brave to make the All-Star squad in each of his first three full seasons...Had a 19-game streak of reaching base safely via hit or walk, 7/11-8/13 (G1)...Had fourth career multi-homer game (second of '08) including his fifth career grand slam on 7/25 at PHI with a career-high tying five RBI...Left 7/27 at PHI with a mild concussion suffered during a 6th inning collision with S. Victorino and missed seven games.

2007: Was named to the NL All-Star team for the second consecutive season and played a then career-high 139 games (130 starts at catcher), notching a then career-best 38 doubles in the process...His 41 two-out RBI were T-6th in the NL and second on the team...Hit safely in 92 of his 129 starts...Had 37 multi-hit games and 23 multi-RBI games...Braves pitchers posted a 3.90 ERA with Brian behind the plate...Atlanta went 70-60 in his 130 starts...Hit his 4th career grand slam (second of season) on 8/27 at FLA...Had the Braves' only two grand slams on the season...Homered in three straight games 8/20-22 at CIN...Hit his third career grand slam in the 1st inning at CIN on 8/20...Had a career-high 12-game hitting streak snapped on 8/17 (15-43, .349)...His two-homer game on 7/13 vs. PIT was the second multi-homer game of his career...Was ejected by home plate umpire Chad Fairchild on 6/23 vs. DET...Had first career four-RBI game 6/18 vs. BOS on a three-run homer and RBI double...Left game on 5/1 in the second inning with a bruised left ring finger (X-rays were negative)...On 3/22, agreed to terms on a six-year contract that includes a club option for a seventh year (2013).

2006: In just his second season, captured the NL Silver Slugger Award with a .333 average, 24 HRs and 93 RBI...Was named to his first career All-Star team and went 0-for-1 and caught four innings at Pittsburgh...Was the only catcher in the Majors to hit at least .300 with 20 or more homers...His 64 RBI after the All-Star break ranked third in the NL and his 18 HRs tied for ninth...His 58 extra-base hits rank as the third-most by a catcher in Braves franchise history...Had his first career ejection by Joe West in the third inning on 9/28 vs. NYM and had nine-game hitting streak snapped

Most HR by Catcher since 2006

The most home runs by Major League catchers over the last five seasons (2006-10):

Player	HR
1. BRIAN MCCANN	107
2. Mike Napoli	92
3. Victor Martinez	86
Jorge Posada	86
5. Miguel Olivo	81

Most X-BH by Catcher since 2006

The most extra-base hits by Major League catchers over the last five years (2006-10):

Player	X-BH
1. BRIAN MCCANN	283
2. Victor Martinez	247
3. Joe Mauer	246
4. Jorge Posada	221
5. A.J. Pierzynski	197

(also 9/17-27/06)...Had a five-game home run streak, 7/15-19, it tied a franchise mark and was the longest streak by a catcher since CLE's Sandy Alomar in 1997...Had first-career multi-homer game and tied a career-high with five RBI on 9/24 at COL...Went 4-for-4 on 8/5 at CIN and 4-for-5 on 8/27 vs. WSH, his first two four-hit games...Had another nine-game hitting streak, 7/8-21 (15-for-40, 5 HR), seven of the games were multi-hit...Hit first career grand slam on 7/17 at STL off J. Weaver in the third inning...On the DL on 5/27 (retro to 5/24) until 6/9...Left 5/20 game at ARI after a collision at HP with E. Byrnes...Had a left-lateral ankle sprain...Had a career-high five RBI and three hits 5/15 vs. FLA, including a three-run HR in the 6th inning.

2005: Rookie backstop played in 59 games and batted .278 in 2005...Named to *Baseball America* and *Topps'* All-Rookie teams...The Braves went 33-16 in Brian's 49 starts...Contract was purchased from Mississippi (AA) on 6/8 in place of the injured E. Perez, who was placed on the 15-day disabled list...Made Major League debut 6/10 vs. OAK, starting at catcher and getting his first multi-hit game and RBI in the process...His first career hit came off Danny Haren in the 2nd inning...Hit his first career HR off OAK's J. Duchscherer in the sixth inning on 6/11.

2005 POSTSEASON HIGHLIGHTS: Division Series (Hou.): Caught three games and led the Braves with two home runs...In Game 2, he became the first player in Braves franchise history to hit a home run in his first career postseason at-bat when he hit a three-run shot off R. Clemens in the second inning...The only other catcher in MLB history to homer in his first postseason at-bat was Wally Schang for the 1913 Phil. Athletics...He had an RBI single in Game 3 in the second inning and hit his second homer of the series, a solo shot, in the eighth inning of Game 4 to put Atlanta up 6-1.

2004: Established career-highs in runs (45), 2B (35), and HR (16) with Single-A Myrtle Beach...Named to the Carolina League's All-Star team...Rated as the Carolina League's top defensive catcher by *Baseball America* and as the league's eighth-best prospect...Ranked second in the league in doubles (35) and extra-base hits (51) and was fourth in slugging percentage (.494)...Led the Pelicans in total bases, doubles, home runs and RBI...Named the organization's third-best prospect following the season by *Baseball America*...Collected a hit in nine straight games 5/8-18 (17-for-36, 6 2B, 3 HR, 7 RBI)...Recorded an RBI in eight consecutive games 5/28-6/6 (14 total)...Named to the league's mid-season All-Star team...Named Carolina League Player of the Week for 8/30-9/6, going 13-for-29 (.448).

2003: Named Rome's (A) Player of the Year...Club won South Atlantic League championship...Named to post- and mid-season All-Star teams...Established career highs in average (.290), games (115), 3B (3), RBI (71), and SB (7)...Ranked third in the SAL in doubles...Had nine-game hitting streak 8/20-28 (15-for-36 with 6 2B, 1 3B, and 12 RBI).

2002: Professional career began with the GCL Braves...Had season-best four-game hitting streak 7/27-31 (7-for-17, 2 2B, 2 HR, 4 RBI).

PERSONAL: Married the former Ashley Jarusinski in December 2007...They reside in Suwanee, GA...A 2002 graduate of Duluth (GA) High School...Older brother, Brad, has been a first baseman in the Florida Marlins and Kansas City Royals organizations...Father, Howard, is the former baseball coach at Marshall University...Signed by Al Goetz.

Most RBI since 2006

The most RBI by Major League catchers over the last five years (2006-10):

Player	RBI
1. BRIAN McCANN	443
2. Victor Martinez	429
3. Joe Mauer	400
4. Bengie Molina	349
5. Jorge Posada	343

Most GW-RBI since 2006

The most game-winning RBI by Major League catchers over the last five seasons (2006-10):

Player	GW-RBI
1. BRIAN McCANN	61
2. Bengie Molina	53
3. Victor Martinez	46
Joe Mauer	46
5. Russell Martin	41

Most 2B since 2006

The most doubles by Major League catchers over the last five seasons (2006-10):

Player	Doubles
1. BRIAN McCANN	174
2. Joe Mauer	167
3. Victor Martinez	159
4. A.J. Pierzynski	130
Jorge Posada	130

Silver Slugger Awards by Catchers

The most Silver Slugger Awards by Major League catchers since 1980:

Player	Awards
1. Mike Piazza	10
2. Ivan Rodriguez	7
3. Lance Parrish	6
4. Gary Carter	5
Jorge Posada	5
6. BRIAN McCANN	4
Joe Mauer	4
Benito Santiago	4
9. Carlton Fisk	3
Mickey Tettleton	3

The Silver Slugger Award has been awarded annually since 1980.

McCann's Career Transactions

- Selected by the Atlanta Braves in the second round of the 2002 June free agent draft.
- On Atlanta disabled list (sprained right ankle) from May 24 to June 9, 2006; included an injury rehabilitation assignment at Rome.
- On Atlanta disabled list (left eye infection) from April 23 to May 8, 2009; included injury rehabilitation assignments to Myrtle Beach (A) and Gwinnett (AAA).

McCann's Season & Career Highs

2010 Season

Most Runs: 3, twice, last: 5/11 at MIL
Most Hits: 4, 8/25 at COL
Most 2Bs: 2, twice, last: 8/4 vs. NYM
Most 3Bs: None
Most HRs: 1, 21 times, last: 9/27 vs. FLA
Most RBI: 5, 7/18 vs. MIL
Most Walks: 3, 4/18 vs. COL
Most SBs: 1, five times, last: 8/14 vs. LAD
Longest Hitting Streak: 8 games, 6/5-12

Career

Most Runs: 3, six times, last: 5/11/10 at MIL
Most Hits: 4, five times, last: 8/25/10 at COL
Most 2Bs: 3, three times, last: 4/10/09 vs. WSH
Most 3Bs: 1, twice, last: 6/6/09 vs. MIL
Most HRs: 2, five times, last: 5/24/09 vs. TOR
Most RBI: 5, five times, 7/18/10 vs. MIL
Most Walks: 4, 5/31/09 at ARI
Most SBs: 1, 17 times, last: 8/14/10 vs. LAD
Longest Hitting Streak: 13 games, 5/12-26/08





NATE McLOUTH

FULL NAME: Nathan Richard McLouth

BATS: Left

THROWS: Right

M.L. Service: 5.033

HEIGHT: 5-11

WEIGHT: 180

BORN: 10/28/81 in Muskegon, MI

ACQUIRED: Acquired by the Braves from Pittsburgh in exchange for RHP Charlie Morton, LHP Jeff Locke and OF Gorkys Hernandez on June 3, 2009.

CONTRACT STATUS: Signed through 2012.

OUTFIELDER

13

McLouth's Complete Record

Year	Club	AVG	G	AB	R	H	2B	3B	HR	RBI	SH	SF	HP	BB	SO	SB-CS	OBP	SLG	E
2001	Hickory	.285	96	351	59	100	17	5	12	54	2	3	7	43	54	21-5	.371	.464	5
2002	Lynchburg	.244	114	393	58	96	23	4	9	46	6	5	8	41	48	20-7	.324	.392	5
2003	Lynchburg	.300	117	440	85	132	27	2	6	33	5	1	7	55	68	40-4	.386	.411	5
2004	Altoona	.322	133	515	93	166	40	4	8	73	14	7	8	48	62	31-7	.384	.462	7
2005	Indianapolis	.297	110	397	64	118	20	3	5	39	5	7	7	39	58	34-8	.364	.401	3
	Pittsburgh	.257	41	109	20	28	6	0	5	12	2	1	5	3	20	2-0	.305	.450	2
2006	Pittsburgh	.233	106	270	50	63	16	2	7	16	3	1	5	18	59	10-1	.293	.385	2
2007	Pittsburgh	.258	137	329	62	85	21	3	13	38	3	2	9	39	77	22-1	.351	.459	3
2008	Pittsburgh	.276	152	597	113	165	46	4	26	94	5	6	12	65	93	23-3	.356	.497	1
2009	Pittsburgh	.256	45	168	27	43	7	1	9	34	0	2	4	21	29	7-0	.349	.470	0
	Atlanta	.257	84	339	59	87	20	1	11	36	2	2	5	47	70	12-6	.354	.419	1
	Mississippi#	.000	2	3	1	0	0	0	0	0	0	0	0	2	1	0-0	.400	.000	0
	Rome#	.000	1	2	0	0	0	0	0	0	0	0	1	0	1	0-0	.333	.000	0
2010	Atlanta	.190	85	242	30	46	12	1	6	24	6	2	5	33	57	7-2	.298	.322	2
	Gwinnett#	.234	34	128	18	30	1	0	6	18	0	2	2	19	21	7-0	.338	.383	1
Minor Totals		.288	607	2229	378	642	128	18	46	263	32	25	40	247	313	153-31	.366	.424	27
Major Totals		.252	650	2054	361	517	128	12	77	254	22	16	45	226	405	83-13	.337	.438	11

Bold indicates led league; #Injury rehabilitation assignment.

McLouth's Division Series Record

Year	Club	AVG	G	AB	R	H	2B	3B	HR	RBI	SH	SF	HP	BB	SO	SB-CS	OBP	SLG	E
2010	Atl. vs. SF	.500	3	2	0	1	0	0	0	0	0	0	0	0	0	0-0	.500	.500	0

McLouth's All-Star Game Record

Year	Club	AVG	G	AB	R	H	2B	3B	HR	RBI	SH	SF	HP	BB	SO	SB-CS	OBP	SLG	E
2008	A.L., NYY	.250	1	4	0	1	0	0	0	0	0	0	0	0	1	0-0	.250	.250	0

McLouth's Major League Fielding Record

Year	Position	PCT	G	PO	A	E	TC	DP
2005	Outfield	.958	29	46	0	2	48	0
2006	Outfield	.982	75	109	1	2	112	1
2007	Outfield	.984	101	183	2	3	188	1
2008	Outfield	.997	151	384	5	1	390	1
2009	Outfield	.996	129	313	9	1	323	4
2010	Outfield	.986	77	145	1	2	148	1
Outfield Totals		.991	562	1180	18	11	1209	8

McLouth's 2010 Season Recap

- His first-inning home run on 5/1 was his first leadoff HR of 2010 and the seventh of his career.
- Left 6/9's game at ARI after suffering a head injury on the turf of Chase Field after colliding with Jason Heyward while tracking a fly ball to right centerfield.
- Was placed on the 15-day disabled list on 6/10 with a head contusion and began a rehabilitation assignment on 7/9 at Gwinnett (AAA).
- Was activated from the disabled list on 7/21 and was optioned to Gwinnett on 7/27.
- Was recalled from Gwinnett on 8/31 where he appeared in 34 games since 7/9 (start of rehab assignment).
- Batted .263 (15-for-57) with 3 doubles and 10 RBI and had a .358 on-base pct. after being recalled on 8/31.
- Hit .409 (9-for-22) during a season-high seven-game hitting streak from 9/5-13.
- Since the start of 2005, he ranks fifth in the majors in stolen base pct. (83-of-96, .865).
- Has been caught by just seven catchers in his career (the other six CS have been by pitchers).
- The 2010 Division Series marked his first postseason appearance (.500, 1-for-2).

McLouth's Career Highlights

2009: Was acquired on 6/3/09 from PIT in exchange for Charlie Morton, Jeff Locke and Gorkys Hernandez...Missed 17 games (8/16-9/4) with a strained left hamstring...Had just one error in 2009 on 7/18 vs. NYM...Led all CF with a .997 fielding pct. in 2008...Hit his first home run as a member of the Braves on 6/8 vs. PIT...Hit .341 (15-for-44) during his season-high 10-game hitting streak, 6/24-7/9...Had his streak of 31 consecutive successful stolen base attempts snapped 6/22 vs. CHI.

2008: Spent first full season as starting CF and was named to the NL All-Star team...Was named to the Rawlings Gold Glove team after leading NL centerfielders with a .997 fielding pct...Made just one error in 149 games and ranked second behind MIL's Ryan Braun (149 games/0 errors) in fielding pct. among all NL outfielders...Only error (throwing) in team game #157 on 9/23 at MIL, he went 165 consecutive games in the outfield without an error since making his last one on 9/1/07 at MIL...Shared league lead in doubles with HOU's Lance Berkman and tied for fifth in runs scored...Was 23-for-26 in stolen base attempts and was successful in last 21 attempts after being caught stealing by FLA's Matt Treanor on 4/22...Became the seventh PIT player and first since Jason Bay in 2005 to have at least 20 steals and 20 home runs in the same season...His 26 home runs hit as a centerfielder fell two shy of the PIT record for most hit by a centerfielder (28 by Brian Giles in 1999)...Hit safely in each of his first 19 games, going 30-for-79 (.375)...Hit game-winning home run off Takashi Saito in 9th inning at Dodger Stadium on 4/14...Led off back-to-back games with a home run on 4/27 and 4/29, the first PIT player to do so since Barry Bonds in 1988 (5/12 and 5/13)...Homed in three straight games from 4/26-29...Had career-high four hits on 5/22 vs. MIL...Entered All-Star Game, which went 15 innings, in the 5th inning and played the final 11 frames in centerfield and became the first outfielder in All-Star history to throw out the potential winning run at the plate in extra innings (nailed Dioner Navarro in the 11th inning)...Missed five straight starts from 8/19-24 due to a viral infection...Left game on 9/7 at SF in the 4th inning after sustaining a cut above his left eye from his sunglasses while attempting a diving catch (received six stitches), but returned to action the next day in HOU...Had a career-high five RBI on 9/12 vs. STL...Was named the 2008 Roberto Clemente Award winner by the PIT chapter of the Baseball Writers Association of America; an award presented annually since 1973 to the team MVP.

2007: Spent second straight full season with PIT...Led PIT in stolen bases...Was successful in first 12 attempts and was caught stealing just once (8/26 at HOU by pitcher Wandy Rodriguez) in 23 attempts...Made 66 appearances (53 starts) in centerfield, 24 appearances (nine starts) in left field and 18 appearances (four starts) in right field...Had two assists and committed three errors (two in CF/one in RF)...Went 70 consecutive games (148 chances) without making an error from 5/12 thru 8/31...Was club's most-used pinch hitter, going 8-for-44 (.182) with two walks, a HBP, home run and five RBI...Took HOU's Roy Oswalt deep for first career pinch hit home run on Opening Day at HOU...Made first start (RF) on 4/22 at LAD and went 1-for-3 with an RBI...Snapped an 0-for-20 streak as a pinch hitter on 5/31...Hit safely in 11 straight games from 8/4-17, going 15-for-43 (.349) with four homers and 11 RBI...Homed in back-to-back games on 8/14-15 and again on 8/21-22...Had first career two-homer game on 8/22 at COL.

2006: Spent first full season in the Majors with PIT...Made 42 appearances (41 starts) in centerfield, 39 appearances (14 starts) in right field and three appearances in left field...Prior to the season was named the club's sixth best prospect by *Baseball America*...Was successful in 10-of-11 stolen base attempts (lone caught stealing was by FLA pitcher Scott Olsen on 5/13)...Connected off CHI's Sean Marshall for first home run on 4/14...Went deep in back-to-back starts on 5/17 vs. CIN and 5/20 at CLE...Recorded first career leadoff home run off CLE's Jason Johnson at Jacobs Field on 5/20...Tripled, homered and had three RBI on 8/11 vs. STL - his final game of the season...Spent remainder of season on the 15-day disabled list after suffering a left ankle sprain while running the bases on 8/11...Committed two errors; a throwing error while playing CF on 5/6 and a fielding miscue while playing RF on 6/20...Hit .320 (10-for-97) when leading off an inning.

2005: Attended Major League spring training camp as a member of PIT 40-man roster and was optioned to Indianapolis (AAA) on 3/14...Batted .400 (12-for-30) during nine-game hitting streak from 4/13-22 [1]...Swiped season-high three bases on 4/20 at Richmond...Was named by *Baseball America* as the "Best Hitter for Average" in the PIT system...Prior to the season was named the club's 10th-best prospect by *Baseball America*...Hit first Triple-A home run on 5/6 at Columbus...Had three stolen bases on 5/23 at Durham...Was successful in 14 consecutive stolen-base attempts from 5/23 to 6/10 before being caught at Rochester on 6/14 [1]...Homed in back-to-back games on 6/24-25...Hit grand slam and had five RBI on 6/25 at Toledo...Was recalled by PIT on 6/28...Made Major League debut on 6/29 at WSH and lined out as a pinch hitter vs. Gary Majewski...Was optioned back to Indianapolis (AAA) following the game on 6/30...Recorded a season-high 11-game hitting streak from 7/17-28 (17-for-43, .395)...Was recalled by PIT on 8/11 when Jody Gerut was placed on the DL...Made total of 75 appearances in left field, 28 in centerfield and two in right field (5/15 and 5/20) while playing with Indianapolis...Doubled as a pinch hitter off Roy Oswalt for first big league hit on 8/12 at HOU...Made first Major League start (RF) on 8/14 at HOU and went hitless in four at bats...Connected off Jason Marquis for first Major League home run on 8/23 vs. STL...Homed again the next night off Greg Maddux at Wrigley Field and in his third straight game on 9/28 off Mark Prior...Became just the second PIT rookie ever to homer in at least three straight games (Dick Stuart did so in four straight in August of 1958)...Made 19 starts in centerfield and five in right field while playing with PIT...Made both errors (fielding) while playing right field.

2004: Spent entire season with Altoona (AA)...Led Eastern League in hits, runs scored and doubles (40)...Also ranked fourth in batting and eighth with a .384 on-base percentage...Led Curve in games played...Established club single-season records for hits, doubles and batting average by a left-handed hitter...Was named to the *Baseball America* Double-A All-Star Team...Made 101 starts in right field and 24 in centerfield...Had an 18-game hitting streak from 5/25 thru 6/12 (27-for-73, .370); his 18-game hitting streak matched Adam Hyzdu (1999) for the second-longest in PIT history and fell three games shy of Kevin Sefcik's 21-gamer in 2002...Connected off Kyle Evans for first Double-A home run in Altoona's 13-2 win at Akron on 6/5...Reached base safely 30 straight games from 5/25 thru 6/25, besting J.J. Davis' club record of 28 games...Named Eastern League's Player-of-the-Week for the week of 8/2-8 after hitting .433 (13-for-30) with three doubles, one HR, five RBI, 11 runs scored and four stolen bases...Reached base safely in 32 straight games from 7/4 to 8/10, eclipsing his own mark of 30, set earlier in the season (Ronny Paulino bested that mark by reaching base safely in a franchise-record 33 consecutive games from 7/12 thru 9/5)...Started 95 consecutive games from 5/15 to 8/27...Did not play on 9/4 at New Britain, ending his streak of 102 straight games played (5/16 to 9/3)...Participated in the Arizona Fall League and batted .278 (15-for-54) with three doubles, one home run and eight RBI in 14 games with the Peoria Saguaros.

2003: Spent second straight season with Lynchburg (A)...Was named to Carolina League's mid-season and post season All-Star teams...Established team record in stolen bases...Ranked fourth among the league leaders in on-base percentage (.386) and sixth in batting...Ranked second among PIT farmhands in runs and tied for second in stolen bases...Led Hillcats in hits, runs and stolen bases...Reached base safely in 96 of his 112 games, including a 40-game on-base streak from 4/29 thru 6/12...Made 73 appearances in LF, 55 in CF and three in RF...Compiled a team-high 16-game hitting streak from 5/28 to 6/10...Had club-record 23 consecutive stolen base streak end on 6/11 at Myrtle Beach...Was out of action from 8/15-24 with a strained right bicep.

2002: Spent entire season with Carolina League Champion Lynchburg...Struck out just once every 9.44 plate appearances, ranking fifth in the league in that department...Was named by *Baseball America* as the "Best Hitter for Average" in the PIT system...Made 66 appearances in left field, 30 in right field and six in centerfield...Also made 11 appearances as the designated hitter.

2001: Began season in PIT's extended spring training program...Joined Hickory (A) and made professional debut on 5/20...Led Crawdads in runs scored...Made 58 appearances in centerfield, 37 in right field and one at second base (7/14 at Charleston, WV)...Reached base safely in 21 straight games from 6/3-27...Batted .513 (20-for-39) with three home runs and 10 RBI during a 10-game hitting streak from 6/25 thru 7/5.

2000: Signed by PIT on 8/29 after going in the 25th round of the June draft...Did not appear in a game.

PERSONAL: Resides in Whitehall, MI, with his wife Lindsay...Is a 2000 graduate of Whitehall (MI) High School...Hit .514 and was 51-for-51 in stolen base attempts during his senior season...Was named Michigan's Gatorade Player-of-the-Year and earned a share of the state's Mr. Baseball honors following his final season...Named a *USA TODAY* Honorable Mention All-American following both his junior and senior campaigns...Batted .523 over his career and stole a Michigan-State record 180 bases in 181 attempts in his four seasons with the Vikings...Also tallied 25 home runs and 150 RBI during his high school career...Turned down a baseball scholarship to the University of Michigan to sign with PIT...Signed by Duane Gustavson (Pirates).

McLouth's Career Transactions

- Selected by the Pittsburgh Pirates in the 25th round of the 2000 June free agent draft.
- On Pittsburgh Pirates disabled list (sprained left ankle), from August 12 to October 3, 2006.
- Acquired by the Braves from the Pittsburgh Pirates in exchange for RHP Charlie Morton, LHP Jeff Locke and OF Gorkys Hernandez, June 3, 2009.
- On Atlanta disabled list (strained left hamstring) from August 16 to September 4, 2009; included injury rehabilitation assignments to Mississippi (AA) and Rome (A).
- On Atlanta disabled list (head contusion) from June 10 to July 21, 2010; included injury rehabilitation assignment to Gwinnett (AAA).

McLouth's Season & Career Highs

2010 Season

Most Runs: 2, four times, last: 9/12 vs. STL
Most Hits: 2, eight times, last: 9/25 at WSH
Most 2Bs: 2, 5/15 vs. ARI
Most 3Bs: 1, 9/11 vs. STL
Most HRs: 1, six times, last: 9/18 at NYM
Most RBI: 3, twice, last: 9/5 at FLA
Most Walks: 2, four times, last: 9/11 vs. STL
Most SBs: 1, seven times, last: 9/27 vs. FLA
Longest Hitting Streak: 7 games, 9/5-13

Career

Most Runs: 4, 5/12/06 vs. FLA
Most Hits: 4, twice, last: 9/13/09 at STL
Most 2Bs: 3, 7/9/08 vs. HOU
Most 3Bs: 1, 12 times, last: 9/11/10 vs. STL
Most HRs: 2, three times, last: 5/6/08 vs. SF
Most RBI: 5, 9/12/08 vs. STL
Most Walks: 4, 7/19/09 vs. NYM
Most SBs: 2, four times, last: 9/3/08 at CIN
Longest Hitting Streak: 19 games, 3/31-4/21/08



KRIS MEDLEN

FULL NAME: Kristopher Allen Medlen

BATS: Both **THROWS:** Right

M.L. Service: 1.137

HEIGHT: 5-10 **WEIGHT:** 190

BORN: 10/7/85 in Artesia, CA

ACQUIRED: Selected by the Braves in the 10th round of the 2006 June free agent draft.

CONTRACT STATUS: Signed through 2011.

PITCHER

54

Medlen's Complete Record

Year	Club	W-L	ERA	G	GS	CG	SHO	SV	IP	H	R	ER	HR	HB	BB	SO	WP	BK
2006	Danville	1-0	0.41	20	0	0	0	10	22.0	14	2	1	0	1	2	36	2	0
2007	Rome	0-1	0.87	17	0	0	0	8	20.2	13	4	2	1	0	3	33	0	0
	Myrtle Beach	2-0	1.13	18	0	0	0	2	24.0	22	7	3	1	0	7	28	0	0
	Mississippi	0-0	11.57	3	0	0	0	1	2.1	4	3	3	0	0	2	2	0	0
2008	Mississippi	7-8	3.52	36	17	0	0	1	120.1	121	47	47	8	5	27	120	3	0
2009	Gwinnett	5-0	1.19	8	6	0	0	0	37.2	20	5	5	0	0	10	44	0	1
	Atlanta	3-5	4.26	37	4	0	0	0	67.2	65	34	32	5	2	30	72	3	1
2010	Atlanta	6-2	3.68	31	14	0	0	0	107.2	108	48	44	13	3	21	83	1	1
Minor Totals		15-9	2.42	102	23	0	0	22	227.0	194	68	61	10	6	51	263	5	1
Major Totals		9-7	3.90	68	18	0	0	0	175.1	173	82	76	18	5	51	155	4	2

Medlen's 2010 Season Recap

- Made 14 appearances as a starter (5-0, 3.86 ERA) and 17 as a reliever (1-2, 3.04 ERA). His first 12 appearances came out of the bullpen before entering the starting rotation on 5/8.
- Notched a career-high six-game winning streak from 5/5-7/7, spanning 13 appearances (11 starts).
- Served up two homers in back-to-back starts for the first time in his career 7/7 at PHI and 7/24 at FLA.
- Placed on the 15-day disabled list on 8/5 after suffering a partially torn ulnar collateral ligament on 8/4 vs. NYM; transferred to the 60-day DL on 9/1.
- Underwent successful "Tommy John" surgery by Dr. James Andrews on 8/18 in Birmingham, Ala.

Medlen's Career Highlights

2009: Finished his rookie season with a 3-5 record and a 4.26 ERA in 37 games (four starts)...After the All-Star break: 1-2, 2.80 ERA in 26 relief apps. (35.1 IP, 11 ER, 10 BB, 39 K, .246 opp. BA)...As a reliever he went 2-3, 3.54 ERA in 33 games, with 53 strikeouts and 19 walks...Had his contract purchased on 5/21 from Gwinnett (AAA), where he was 5-0 with a 1.19 ERA in eight appearances (six starts)...As a starter, was 4-0 with a 1.07 ERA and his last three starts were scoreless...Suffered a 9-0 loss in his Major League debut on 5/21 vs. COL...Earned his first career hold on 9/1 (1.0 IP, 2 K) and has suffered his first two blown saves on 9/2 and 9/3...Held Triple-A opponents to a .157 average.

2008: Spent the season with Mississippi (AA) and started the year as a reliever, moved to the rotation for the rest of the season on 6/5...Ranked by *Baseball America* as the Braves ninth-best prospect and by ESPN.com as the club's 10th-best...Tied for 5th in the Southern League with a 3.52 ERA and tied for fourth in the league with 120 Ks...Was the SL Pitcher of the Week for the week ending 7/13 (2 GS, 1-0, 2.08 ERA, 13.0 IP, 3 R, 2 BB, 16 K)...Was the best-hitting M-Braves pitcher batting .308 (8-for-26) with 2 2B, 1 3B, 1 HR, 5 RBI, 6 R...Went 1-1 with a 2.14 ERA (21.0 IP/5 ER) in 12 games (1 GS) with Mesa of the Arizona Fall League...Recorded his only save of the season on 5/16 vs. CHA with three scoreless innings in a 12-1 win...Made first career start on 6/5 at MOB (3.0 IP, 1 H, 0 R) and hit first career home run...Fanned a regular-season high of 10 batters on two occasions (7/7 vs. CHA and 8/22 at CAR).

2007: Went 6-for-6 in save opp. with a 0.00 ERA in June to be named Rome's Pitcher of the Month...Selected to the South Atlantic League All-Star team...Posted a 1.88 ERA (14.1 IP/3 ER) with 27 strikeouts in 11 apps for the Honolulu Sharks of the Hawaiian Winter League.

2006: Named by *Baseball America* as 28th-best Braves prospect...Named as the Danville (R) Pitcher of the Month for August (1-0, 0.00 ERA, 6 SV, 20 K)...Led team with 10 saves (T3rd Appy Lg).

PERSONAL: Resides in Norwalk, CA...Attended Santa Ana (CA) JC...Signed by Tom Battista.

Medlen's Career Transactions

- Selected by the Atlanta Braves in the 10th round of the 2006 June free agent draft.
- On Atlanta disabled list (ulnar collateral ligament tear) from August 5 to the end of the 2010 season; underwent successful "Tommy John" surgery by Dr. James Andrews in Birmingham, Ala. on August 18, 2010.

Medlen's Season & Career Highs

2010 Season

Most IP: 8.0, 6/13 at MIN
Most Hits: 9, twice, last: 5/29 vs. PIT
Most Runs: 5, 7/24 at FLA
Most Walks: 2, five times, last: 7/7 at PHI
Most Home Runs: 3, 6/8 at ARI
Most Strikeouts: 8, 7/24 at FLA
Longest Winning Streak: 6 games, 5/5-7/7
Longest Losing Streak: None

Career

Most IP: 8.0, 6/13/10 at MIN
Most Hits: 9, twice, last: 5/29/10 vs. PIT
Most Runs: 5, twice, last: 7/24/10 at FLA
Most Walks: 5, twice, last: 6/14/09 at BAL
Most Home Runs: 3, 6/8/10 at ARI
Most Strikeouts: 9, 5/31/09 at ARI
Longest Winning Streak: 6 games, 5/5-7/7/10
Longest Losing Streak: 3 games, 8/25/09-4/9/10

Kris Medlen - 2010 Game-by-Game Results

DATE	OPP.	DECISION	IP	H	R	ER	BB	SO	HR	#P
Spring Totals			0-0, 3.00	15.0	13	5	5	7	12	1 ---
4/7	CHI	ND, W 3-2	2.0	2	0	0	0	2	0	27
4/9	at SF	L, 5-4 (13)	1.2	2	1	0	1	2	0	27
4/11	at SF	ND, L 6-3	1.1	2	2	2	0	2	1	21
4/15	at SD	ND, W 6-2	0.1	0	0	0	0	0	0	3
4/16	COL	ND, W 9-5	2.0	1	0	0	0	3	0	37
4/20	PHI	ND, W 4-3 (10)	2.0	2	1	1	0	1	0	30
4/22	PHI	ND, L 8-3	0.1	2	1	1	1	0	0	18
4/24	at NYM	ND, L 3-1	1.0	1	0	0	0	1	0	14
4/27	at STL	ND, L 5-4	1.0	0	0	0	0	1	0	12
4/29	at STL	ND, L 10-4	3.0	2	1	1	1	2	0	44
April Totals			0-1, 3.07	14.2	14	6	5	3	14	1 23*
5/2	HOU	ND, W 7-1	2.0	2	0	0	0	1	0	26
5/5	at WSH	W, 7-6	1.0	0	0	0	0	1	0	11
5/8^	at PHI	ND, W 4-1	4.1	9	1	1	0	3	0	88
5/14	ARI	ND, W 6-5	1.0	0	0	0	0	1	0	10
5/18^	NYM	ND, W 3-2	6.1	4	2	2	2	6	2	90
5/23^	at PIT	ND, L 3-2 (10)	5.2	7	2	2	2	1	0	97
5/29^	PIT	W, 6-3	6.0	9	3	3	2	2	4	89
May Totals			2-0, 2.73	26.1	31	8	8	6	18	3 59*
6/3^	at LAD	W, 4-3	7.1	6	3	2	0	4	0	96
6/8^	at ARI	ND, W 7-5	5.0	5	4	4	0	3	3	66
6/13^	at MIN	W, 7-3	8.0	4	3	3	1	5	1	92
6/19^	KC	ND, W 5-4	6.1	5	4	3	2	5	0	98
6/25^	DET	W, 3-1	6.2	6	1	1	1	5	0	105
June Totals			3-0, 3.51	33.1	26	15	13	4	22	4 91*
7/2^	FLA	ND, W 4-3	6.1	6	1	1	1	5	1	81
7/7^	at PHI	W, 7-5	6.2	7	4	4	2	5	2	88
7/11	at NYM	ND, L 3-0	1.0	1	0	0	1	1	0	17
7/16	MIL	ND, L 9-3	1.0	3	2	1	0	2	0	25
7/17	MIL	ND, L 6-3	2.0	0	0	0	0	0	0	10
7/21	SD	L, 6-4 (12)	1.0	2	2	2	1	1	0	24
7/24^	at FLA	ND, W 10-5	6.0	8	5	5	1	8	2	97
7/30^	at CIN	ND, W 6-4	5.0	6	3	3	1	4	0	82
July Totals			1-1, 4.97	29.0	33	17	16	7	26	5 53*
8/4^	NYM	ND, W 8-1	4.1	4	2	2	1	3	0	71

^ Game Started; * Average Pitch Count



MIKE MINOR

FULL NAME: Michael David Minor
BATS: Right **THROWS:** Left **M.L. Service:** 0.058
HEIGHT: 6-4 **WEIGHT:** 205
BORN: 12/26/87 in Chapel Hill, TN
ACQUIRED: Selected by the Braves in the first round (seventh overall) of the 2009 June free agent draft.
CONTRACT STATUS: Signed through 2011.

PITCHER

36

Minor's Complete Record

Year	Club	W-L	ERA	G	GS	CG	SHO	SV	IP	H	R	ER	HR	HB	BB	SO	WP	BK
2009	Rome	0-1	0.64	4	4	0	0	0	14.0	10	1	1	0	0	0	17	0	0
2010	Mississippi	2-6	4.03	15	15	0	0	0	87.0	74	48	39	8	1	34	109	2	1
	Gwinnett	4-1	1.89	6	6	0	0	0	33.1	19	7	7	1	0	12	37	0	0
	Atlanta	3-2	5.98	9	8	0	0	0	40.2	53	28	27	6	1	11	43	0	0
Minor Totals		6-8	3.15	25	25	0	0	0	134.1	103	56	47	9	1	46	163	2	1
Major Totals		3-2	5.98	9	8	0	0	0	40.2	53	28	27	6	1	11	43	0	0

Minor's 2010 Season Recap

- Had his contract purchased 8/7 from Gwinnett (AAA) and became the first Braves player from the 2009 draft to reach the Majors.
- Ranked fifth in the Braves organization with 146 strikeouts.
- Made his Major League debut 8/9 at HOU and became the first left-handed pitcher to start a game for the Braves in 2010 and the first since Jo-Jo Reyes on 5/13/2009 at NYM. Reyes was also the last rookie left-hander to start a game for the Braves (9/27/2007).
- His first career win came against WSH on 8/17 and his first career loss also came against WSH on 9/15.
- Selected to the 2010 XM All-Star Futures Game on 7/11 at Angel Stadium in Anaheim, earning a hold with a perfect 1.0 IP in a 9-1 U.S. victory over the World team.
- Set the Atlanta rookie record with 12 strikeouts in his start on 8/22 at Wrigley Field. The record was previously held by Tommy Hanson, who recorded 11 punchouts 7/20/09 at SF. His 12 strikeouts also tied the franchise mark for single-game strikeouts by a rookie. George Brunet had 12 on 6/17/60 vs. STL and Bob Sadowski also had 12 on 9/5/63 vs. PIT.
- Entered 2010 rated as the Braves' fourth-best prospect by *Baseball America*.

Minor's Career Highlights

2009: Following the draft, signed with the Braves on 8/6 and reported to Rome (A) for his professional debut on 8/20 vs. Charleston (2.0 IP, 0 R, 2 K)...Was the Braves highest draft selection since outfielder Mike Kelly was taken second overall in 1991 from Arizona State University...First college pitcher selected by the Braves with their top pick since 2005 (RHP Joey Devine, NC State)...Appeared in seven games (all starts) for the Peoria Saguaros of the Arizona Fall League (1-0, 4.86 ERA, 16.2 IP, 9 ER, 6 BB, 12 K)...Was named to the AFL Rising Stars team and was the starting pitcher for the West squad (0.2 IP, 7 R, 6 ER, 1 BB, 0 K, 1 HR), fellow Braves prospect Craig Kimbrel earned the save in the exhibition.

PERSONAL: Resides in Nashville, TN...Attended Vanderbilt University...Was named by *Baseball America* as the 2009 Summer Player of the Year (6-6, 3.90 ERA, 110.2 IP, 114 K) while a junior for the Commodores...In 2009 at Vanderbilt, was named a preseason All-American and a National and SEC Pitcher of the Year candidate...Was named a 2007 Freshman All-American by *Baseball America*, *Collegiate Baseball* and *Rivals.com*...Was named 2007 SEC Freshman of the Year by *SEBaseball.com*...Pitched two years for the USA Baseball college national team (8-2, 1.17 ERA, 69.0 IP, 17 BB, 74 K)...Signed by Brian Bridges.

Minor's Career Transactions

- Selected by the Tampa Bay Devil Rays in the 13th round of the 2006 June free agent draft; did not sign.
- Selected by the Atlanta Braves in the first round (seventh overall) of the 2009 June free agent draft.

Mike Minor - 2010 Game-by-Game Results - Double-A

Date	Opp.	Decision	IP	H	R	ER	BB	SO	HR	#P
4/8	TNS	L, 4-3	5.0	6	4	4	2	6	0	85
4/14	at WTN	ND, W 7-5	4.0	5	5	5	3	7	1	87
4/19	MOB	ND, W 2-1 (11)	7.0	2	0	0	5	9	0	93
4/25	at MTG	L, 8-0 (7)	4.2	5	7	0	4	3	0	98
4/30	at JAX	ND, W 5-4	5.0	5	4	4	3	11	2	101
5/6	BIR	L, 5-3	5.0	6	4	4	2	10	1	91
5/11	at CHA	W, 5-0	6.0	1	0	0	3	8	0	106
5/16	WTN	ND, L 1-0	8.0	2	0	0	1	11	0	112
5/21	HVL	ND, L 4-2 (10)	5.0	5	2	2	1	7	0	97
5/27	at MOB	L, 8-4	6.0	7	7	7	2	8	1	106
6/3	MTG	ND, L 3-0 (10)	8.0	3	0	0	2	11	0	106
6/8	at WTN	L, 9-6	6.1	9	7	7	1	2	2	93
6/13	CHA	L, 5-4	3.0	7	5	3	1	3	0	76
6/19	at CAR	W, 2-1	7.0	2	1	1	3	5	1	101
6/25	MOB	ND, L 5-3	7.0	9	2	2	1	8	0	100
AA Totals		2-6, 4.03	87.0	74	48	39	34	109	8	97*

Mike Minor - 2010 Game-by-Game Results - Triple-A

Date	Opp.	Decision	IP	H	R	ER	BB	SO	HR	#P
7/1	at TOL	W, 4-2	7.2	3	1	1	3	9	0	102
7/6	NOR	W, 9-4	5.0	5	1	1	2	6	0	83
7/19	at SWB	W, 6-2	6.0	5	2	2	1	5	1	93
7/24	LOU	L, 3-2	6.0	4	3	3	2	7	0	86
7/30	ROC	W, 10-0	7.0	1	0	0	2	8	0	95
8/5	at LHV	ND, W 6-1	1.2	1	0	0	2	2	0	44
AAA Totals		4-1, 1.89	33.1	19	7	7	2	37	1	84*

Mike Minor - 2010 Game-by-Game Results - Majors

Date	Opp.	Decision	IP	H	R	ER	BB	SO	HR	#P
8/9	at HOU	ND, L 10-4	6.0	5	4	3	1	5	0	94
8/17	WSH	W, 10-2	6.0	5	2	2	2	5	0	105
8/22	at CHI	W, 16-5	6.0	7	3	3	1	12	1	104
8/31	NYM	W, 9-2	5.0	7	2	2	3	4	0	104
August Totals		3-0, 3.91	23.0	24	11	10	7	26	1	102*
9/5	at FLA	ND, L 7-6	4.0	9	6	6	0	5	1	84
9/10	STL	ND, W 8-6	5.0	7	4	4	1	4	2	99
9/15	WSH	L, 4-2	5.0	4	4	4	1	6	1	77
9/21	at PHI	L, 5-3	2.1	7	3	3	1	0	1	73
Sept. Totals		0-2, 9.37	16.1	27	17	17	3	15	5	83*
10/1^	PHI	ND, L 11-5	1.1	2	0	0	1	2	0	29

[^]Relief Appearance, *Average pitch count



PETER MOYLAN

FULL NAME: Peter Michael Moylan
BATS: Right **THROWS:** Right **M.L. Service:** 4.061
HEIGHT: 6-2 **WEIGHT:** 200
BORN: 12/2/78 in Lesmurdie, Australia
ACQUIRED: Signed by the Braves as a minor-league free agent on March 10, 2006.
CONTRACT STATUS: Signed through 2011.

PITCHER

58

Moylan's Complete Record

Year Club	W-L	ERA	G	GS	CG	SHO	SV	IP	H	R	ER	HR	HB	BB	SO	WP	BK
1996 GCL Twins	1-1	4.08	13	0	0	0	1	28.2	34	16	13	3	3	9	16	4	0
1997 GCL Twins	4-2	4.05	12	7	0	0	0	40.0	46	21	18	0	4	10	40	3	0
2006 Richmond	1-7	6.35	35	0	0	0	1	56.2	61	43	40	4	8	38	54	6	0
Atlanta	0-0	4.80	15	0	0	0	0	15.0	18	8	8	1	0	5	14	0	0
2007 Richmond	0-0	0.00	2	0	0	0	1	2.0	0	0	0	0	0	1	3	0	0
Atlanta	5-3	1.80	80	0	0	0	1	90.0	65	27	18	6	7	31	63	2	0
2008 Atlanta	0-1	1.59	7	0	0	0	1	5.2	5	1	1	1	1	1	5	0	0
2009 Atlanta	6-2	2.84	87	0	0	0	0	73.0	65	29	23	0	2	35	61	1	0
2010 Atlanta	6-2	2.97	85	0	0	0	1	63.2	53	24	21	5	2	37	52	3	0
Minor Totals	6-10	5.02	62	7	0	0	3	127.1	141	80	71	7	15	58	113	13	0
Major Totals	17-8	2.58	274	0	0	0	3	247.1	206	89	71	13	12	109	195	6	0

Moylan's Division Series Record

Year Club, Opp.	W-L	ERA	G	GS	CG	SHO	SV	IP	H	R	ER	HR	HB	BB	SO	WP	BK
2010 Atl. vs. SF	0-0	0.00	4	0	0	0	0	1.0	1	0	0	0	0	0	1	0	0

Moylan's World Baseball Classic Record

Year Club	W-L	ERA	G	GS	CG	SHO	SV	IP	H	R	ER	HR	HB	BB	SO	WP	BK
2006 Australia	0-0	5.40	1	0	0	0	0	1.2	1	1	1	0	0	5	4	0	0

Moylan's Major League Fielding Record

Year	Position	PCT	G	PO	A	E	TC	DP
2006	Pitcher	1.000	15	0	1	0	1	0
2007	Pitcher	1.000	80	7	20	0	27	1
2008	Pitcher	1.000	7	0	1	0	1	0
2009	Pitcher	.880	87	7	15	3	25	1
2010	Pitcher	.960	85	6	18	1	25	0
Pitcher Totals		.949	274	20	55	4	79	2

Moylan's Major League Batting Record

Year Club	AVG	G	AB	R	H	2B	3B	HR	RBI	SH	SF	HP	BB	SO	SB	CS	E
2010 Atlanta	---	--	--	--	--	--	--	--	--	--	--	--	--	--	--	--	1
Major Totals	.000	162	7	0	0	0	0	0	0	0	0	0	1	6	0	0	3

Moylan's 2010 Season Recap

- Tied for second in the Majors with 85 appearances. Since the start of the 2009 season his 172 games are second-most among all Major League relievers (Pedro Feliciano, 180). Moylan joined Feliciano to become the only two Major Leaguers with three-straight seasons of 80-or-more appearances (since 2008).
- Allowed an inside-the-park homer on 6/9 at ARI to Gerardo Parra, when OFs N. McLouth and J. Heyward collided. It snapped his streak of consecutive homerless outings at 123 dating back to 3/30/08.
- Allowed five home runs in 2010, with his first "over-the-fence" home run of the year coming on 6/29 to WSH's J. Willingham. It was his first "over-the-fence" homer he allowed since Opening Day 2008 (3/30/08) to WSH's R. Zimmerman, a span of 132 appearances.
- Earned his sixth win on 9/10 vs. STL to match his career high from 2009.
- Inherited 68 runners, the most in the Majors, and allowed 21 (30.9%) to score.

Moylan's Career Highlights

2009: Pitched in 87 games (2nd in Majors) and didn't allow a home run...According to the Elias Sports Bureau, he established an MLB record for the most games in a season without allowing a homer...Became the first Brave with two 80-appearance seasons (80 in 2007, 87 in 2009)...Recorded wins in five consecutive decisions to end the year, dating back to 6/30...Tossed 14.1 scoreless innings from 7/24-8/26.

2008: After appearing in just seven games, he was placed on the disabled list (right elbow strain) from 4/12 to the end of the 2008 season; underwent successful "Tommy John" surgery by Dr. James Andrews in Birmingham, Ala. on 5/8 due to a bone spur that had broken off and compromised the elbow ligament...At the time of his surgery, he was tied for second in the Majors with four holds.

2007: After being recalled from Richmond (AAA) on 4/14, he turned in a terrific rookie season during his second season with Atlanta after making 15 appearances in 2006...He led all MLB rookies with a 1.80 ERA, a .208 opp. average (min. 80 IP) and 80 games (7th in NL)...Excelled away from Turner Field with a 0.91 ERA on the road (5 ER/49.2 IP) with an opponents' avg. of .169...Had a 1.08 ERA during interleague play, allowing one earned run in 8.1 IP (3 H, 2 BB, 9 K)...In eight appearances vs. NYM, he was 1-0 with a 0.00 ERA in 10.0 IP and allowed only one hit (.033 opp. avg.)...Suffered his first blown save on 8/23 at CIN, allowing a leadoff HR to E. Encarnacion in the 7th inning...Notched his first career save on 4/27 at COL in a 9-7 win...Earned first career win with 3.0 scoreless innings of relief on 4/25 at FLA (1 H, 1 BB, 3 K)...Earned first career hold on 4/18 when he induced a bases-loaded DP in the eighth inning vs. CHI...Was recalled from Richmond (AAA) on 4/14 when RHP Chad Paronto was placed on the disabled list...Made first appearance on 4/15 vs. FLA, allowing three runs on three hits and a walk.

2006: Returned to American baseball for the first time since 1997, when he was with the Twins...Dropped down to a sidearm motion the previous winter and added nearly 10 miles per hour to his fastball...Was a surprise pick for the Australian World Baseball Classic squad following his performance in the February Claxton Shield tournament...Struck out four in an outing against Venezuela in the WBC, including Bobby Abreu, Marco Scutaro and Magglio Ordonez in his only WBC outing...Following the WBC, signed a minor-league deal with the Braves on 3/10...Contract was purchased from Richmond (AAA) on 4/11 and he made his Major League debut with a scoreless inning on 4/12 vs. PHI...Became the 23rd Australian-born player to appear in the Majors...Returned to Richmond on 4/22...Was called up for a second time on 5/3, saw action in six games, then returned to Richmond on 5/19...Made third stint 7/15-19, and a fourth stint from 9/3 to the end of the season...Appeared in 35 games at Richmond and went 1-7 with a 6.35 ERA and a save.

1997: Played a second season with the Gulf Coast Twins and didn't allow a home run in 40.0 IP.

1996: Started his professional career as a free agent in the Minnesota Twins' organization.

PERSONAL: Resides in Suwanee, GA...His daughters' names are Montana and Matisse...Signed by Howard Norsetter (Twins).

Moylan's Career Transactions

- Signed by the Minnesota Twins as a minor-league free agent on January 28, 1996.
- Released by the Minnesota Twins on April 1, 1998.
- Signed by the Atlanta Braves as a minor-league free agent on March 10, 2006.
- On Atlanta disabled list (right elbow strain) from April 12 to the end of the 2008 season; underwent successful "Tommy John" surgery by Dr. James Andrews in Birmingham, Ala., on May 8 due to a bone spur that had broken off and compromised the elbow ligament.

Moylan's Season & Career Highs

2010 Season

Most IP: 2.0, 5/26 at FLA
Most Hits: 4, 5/26 at FLA
Most Runs: 2, six times, last: 10/1 vs. PHI
Most ER: 2, five times, last: 8/22 at CHC
Most Walks: 4, 8/6 vs. SF
Most HRs: 1, five times, last: 9/28 vs. FLA
Most Strikeouts: 3, 7/25 at FLA
Longest Winning Streak: 3 games, 8/16-9/10
Longest Losing Streak: None

Career

Most IP: 3.0, three times, last: 6/9/07 vs. CHC
Most Hits: 5, 5/10/06 at FLA
Most Runs: 4, 4/8/09 at PHI
Most ER: 4, 4/8/09 at PHI
Most Walks: 4, 8/6/10 vs. SF
Most Home Runs: 1, 13 times, last: 9/28/10 vs. FLA
Most Strikeouts: 4, three times, last: 9/27/09 at WSH
Longest Winning Streak: 7 games, 5/30/09-5/27/10
Longest Losing Streak: 2 games, 8/10-21/07



BRETT OBERHOLTZER

FULL NAME: Brett R. Oberholtzer
BATS: Left **THROWS:** Left **M.L. Service:** 0.000
HEIGHT: 6-2 **WEIGHT:** 230
BORN: 7/1/89 in Christiana, DE
ACQUIRED: Selected by the Braves in the eighth round of the 2008 June free agent draft.
CONTRACT STATUS: Signed through 2011.

Non-Roster Invitee

PITCHER

69

Oberholtzer's Complete Record

Year	Club	W-L	ERA	G	GS	CG	SHO	SV	IP	H	R	ER	HR	HB	BB	SO	WP	BK
2008	GCL Braves	4-1	2.89	10	0	0	0	0	37.1	34	16	12	1	2	10	32	4	0
2009	Danville	6-2	2.01	12	12	1	0	0	67.0	46	17	15	1	2	6	56	6	1
2010	Rome	0-2	1.96	4	4	0	0	0	23.0	22	7	5	1	1	5	19	2	0
	Myrtle Beach	6-6	4.15	22	18	0	0	2	112.2	123	59	52	7	4	18	107	6	0
Minor Totals		16-11	3.15	48	34	1	0	2	240.0	225	99	84	10	9	39	214	18	1

Oberholtzer's 2010 Season Recap

- Enters 2011 rated as the ninth-best prospect in the Braves organization by *Baseball America*.
- Went a combined 6-8 with a 3.78 ERA (57 ER/135.2 IP) in 26 appearances (22 starts) between Rome (A) and Myrtle Beach (High-A)
- Ranked among the top 10 in several organizational rankings, including innings pitched (T9th, 135.2), strikeouts (7th, 126), ERA (8th, 3.78), and WHIP (10th, 1.24)
- Selected as the organization's August Pitcher of the Month for Myrtle Beach (2-2, 3.97 ERA, 6 BB, 40 K).

Oberholtzer's Career Highlights

2009: His .191 opponents batting average was fifth-best among all minor league pitchers and second-best in the Appalachian League and among Braves farmhands...Pitched at a 2.01 ERA, the second-lowest mark among Braves minor league starting pitchers...Topped the Appy League with a 0.78 WHIP and his six wins ranked tied for third in the AL...Named AL Pitcher of the Week, week ending 7/6...Did not earn a decision in his two starts, but pitched at a 0.82 ERA (11.0 IP/1 ER) while limiting opponents to one hit and striking out 10...Threw a 7.0-inning complete-game, 8/6 vs. PRN (4 H, 2 R/ER, 2 K)...Entered 2010 as *Baseball America's* 20th-ranked prospect in the Appalachian League.

2008: Signed on 6/7 and made his professional debut on 6/20 at GCL Tigers...Recorded his first professional win on 7/2 vs. GCL Tigers.

PERSONAL: Resides in Saint Georges, DE...Attended Seminole (FL) CC...Signed by Gregg Kilby.

Oberholtzer's Career Transactions

- Selected by the Seattle Mariners in the 47th round of the 2007 June free agent draft; did not sign.
- Selected by the Atlanta Braves in the eighth round of the 2008 June free agent draft.



ERIC O'FLAHERTY

FULL NAME: Eric George O'Flaherty

BATS: Left

THROWS: Left

M.L. Service: 3.062

HEIGHT: 6-2

WEIGHT: 220

BORN: 2/5/85 in Walla Walla, WA

ACQUIRED: Claimed off waivers by the Braves from the Seattle Mariners on November 20, 2008.

CONTRACT STATUS: Signed through 2011.

PITCHER

34

O'Flaherty's Complete Record

Year	Club	W-L	ERA	G	GS	CG	SHO	SV	IP	H	R	ER	HR	HB	BB	SO	WP	BK
2003	AZL Mariners	3-0	1.95	13	1	0	0	0	27.2	17	10	6	1	2	7	20	0	0
	Everett	1-0	3.38	3	1	0	0	0	10.2	8	5	4	1	2	3	7	1	0
2004	Wisconsin	3-3	6.12	12	10	0	0	0	57.1	83	43	39	3	3	23	38	12	0
2005	Wisconsin	4-4	3.75	45	0	0	0	13	69.2	73	35	29	2	3	30	51	7	1
2006	Inland Empire	0-1	3.45	16	0	0	0	1	28.2	31	11	11	1	3	6	33	0	0
	San Antonio	2-2	1.14	25	0	0	0	7	39.1	45	10	5	0	4	15	36	0	2
	Tacoma	1-0	0.00	2	0	0	0	0	3.2	3	0	0	0	0	1	4	0	0
	Seattle	0-0	4.09	15	0	0	0	0	11.0	18	9	5	2	0	6	6	2	0
2007	Tacoma	0-0	1.13	6	0	0	0	3	8.0	5	1	1	0	1	4	8	1	0
	Seattle	7-1	4.47	56	0	0	0	0	52.1	45	26	26	1	5	20	36	4	1
2008	Seattle	0-1	20.25	7	0	0	0	0	6.2	16	15	15	2	2	4	4	0	0
	West Tenn.	0-0	0.00	1	0	0	0	0	2.0	1	0	0	0	0	0	2	0	0
	Tacoma	1-0	4.96	14	0	0	0	2	16.1	23	9	9	1	0	9	19	2	0
2009	Atlanta	2-1	3.04	78	0	0	0	0	56.1	52	23	19	2	6	18	39	2	0
2010	Atlanta	3-2	2.45	56	0	0	0	0	44.0	37	14	12	2	1	18	36	3	0
	Gwinnett#	0-0	0.00	3	0	0	0	0	4.0	1	0	0	0	0	1	5	0	0
Minor Totals		15-10	3.50	140	12	0	0	26	267.1	290	124	104	9	18	99	223	23	3
A.L. Totals		7-2	5.91	78	0	0	0	0	70.0	79	50	46	5	7	30	46	6	1
Atlanta Totals		5-3	2.78	134	0	0	0	3	100.1	89	37	31	4	7	36	75	5	0
Major Totals		12-5	4.07	212	0	0	0	0	170.1	168	87	77	9	14	66	121	11	1

#Injury rehabilitation assignment.

O'Flaherty's Major League Fielding Record

Year	Position	PCT	G	PO	A	E	TC	DP
2006	Pitcher	1.000	15	1	1	0	2	0
2007	Pitcher	1.000	56	0	10	0	10	2
2008	Pitcher	1.000	7	0	4	0	4	0
2009	Pitcher	1.000	78	0	5	0	5	0
2010	Pitcher	1.000	56	1	5	0	6	0
Pitcher Totals		1.000	212	2	25	0	27	2

O'Flaherty's Major League Batting Record

Year	Club	AVG	G	AB	R	H	2B	3B	HR	RBI	SH	SF	HP	BB	SO	SB	CS	E
2010	Atlanta	.000	3	3	0	0	0	0	0	0	0	0	0	0	0	0	0	0
Major Totals		.000	134	2	0	0	0	0	0	0	0	0	0	0	2	0	0	0

O'Flaherty's 2010 Season Recap

- Appeared in 56 games and posted a career-best 2.45 ERA.
- Entered 9/7's game at PIT in the seventh inning and gave up a two-run homer to the first batter he faced. It was just his second homer allowed in 2010.
- Was on the 15-day disabled list from 7/10-8/20 with mononucleosis.
- Made three rehabilitation appearances with Gwinnett (AAA) and tossed 4.0 scoreless innings while fanning five and allowing only one hit.
- Appeared in 15 games after being activated from the DL (on 8/20) and went 0-2 with a 2.84 ERA over 12.2 innings pitched.

O'Flaherty's Career Highlights

2009: Worked in 78 games (9th in the Majors) and retired 58 of 78 first batters faced...Posted career highs in games and innings pitched (56.1)...Struck out a season-high three batters on 5/21 COL...At Turner Field, went 2-0 with a 2.18 ERA in 33.0 innings and 0-1 with a 4.24 ERA in 23.1 IP on the road.

2008: Made first career Opening Day roster with SEA...Optioned to West Tennessee (AA) on 4/14...Made one appearance at West Tenn (2.0 IP, 1 H, 2 K) before going to Tacoma (AAA)...Went 1-0-2, 4.96 (9 ER/16.1 IP) in 14 relief appearances for the Rainiers...Was placed on the disabled list 6/11 with a lower back strain.

2007: Went 7-1, 4.47 (26 ER, 52.1 IP) in 56 relief appearances...Among Mariners relievers, ranked first in wins, fourth in innings, fifth in games and sixth in strikeouts (36)...Tied for AL lead among rookie relief pitchers in wins (7) and 12th with 36 strikeouts...Recalled to Seattle on 4/20 and remained with the team the rest of the season...Had a career-high seven-game win streak, 5/4-8/1, becoming the first Mariners pitcher to start career off with a 7-0 record...Broke previous record held by Julio Mateo in 2004 when he started his career 5-0...Longest win streak by a Mariners pitcher in '07...Limited opponents to a .232 average (45-for-194), including a .183 (17-for-93) clip vs. lefties...Allowed only one extra base hit to a left-handed batter (triple by J.D. Drew)...Notched first career ML win 5/4 at NYY, allowing one run on four hits in 2.1 innings...Led all Major League relief pitchers with four wins in June...Went 4-0 with a 2.19 ERA (3 ER, 12.1 IP) in 14 appearances.

2006: Began the season at Single-A, but finished the season pitching in Seattle...Joined the Mariners in August, pitching in 15 games out of the bullpen...At Inland Empire (A), going 0-1 with a save and a 4.31 ERA (15 ER, 31.1 IP) in 16 appearances...Appeared in just two games with Triple-A Tacoma (1-0, 0.00) before his selection by Seattle on 8/16.

2005: Spent second season with Wisconsin (A), appearing in 45 games in relief...Picked up first career save on 4/7...Did not allow an earned run in 17 of his last 19 games, going 3-2 with seven saves and a 0.96 ERA (3 ER, 28.1 IP), 7/11-9/4...Named Wisconsin's Most Valuable Pitcher by the Seattle Mariners.

2004: Spent season with Wisconsin, making 12 starts...Placed on the disabled list for the remainder of the season on 6/11 with muscle strain in his lower back.

2003: Began pro career with Peoria (Rookie), appearing in 13 games (one start)...Went 3-0 with a 1.19 ERA and 18 strikeouts in 12 relief appearances...Recorded first career win 7/9, throwing 1.1 scoreless innings in relief...Promoted to Everett on 8/26, appearing in three games (one start)...Allowed one earned run on five hits in six innings in his only start with Everett on 9/3...Named Peoria's Most Valuable Pitcher by SEA.

PERSONAL: Resides in Walla Walla, WA...Graduated from Walla Walla (WA) High School...Named Pitcher of the Year in the Big Nine Conference his senior season, going 5-2 with a 1.99 ERA and 83 strikeouts...Named Walla Walla High School's Pitcher and Player of the Year...Signed by Phil Geisler (Mariners).

O'Flaherty's Career Transactions

- Selected by the Seattle Mariners in the sixth round of the 2003 June free agent draft.
- Claimed by the Atlanta Braves off waivers from the Seattle Mariners, November 20, 2008.
- On Atlanta disabled list (mononucleosis) from July 10 to August 20, 2010; included an injury rehabilitation assignment to Gwinnett (AAA).

O'Flaherty's Season & Career Highs

2010 Season

Most IP: 1.2, twice, last: 4/16 vs. COL
Most Hits: 3, 5/28 vs. PIT
Most Runs: 2, 5/28 vs. PIT
Most ER: 2, 5/28 vs. PIT
Most Walks: 2, three times, last: 9/20 at PHI
Most Strikeouts: 3, 4/16 vs. COL
Longest Winning Streak: 2 games, 5/8-7-9
Longest Losing Streak: None

Career

Most IP: 4.2, 5/12/07 vs. NYY
Most Hits: 8, 4/13/08 vs. LAA
Most Runs: 6, 4/13/08 vs. LAA
Most ER: 6, 4/13/08 vs. LAA
Most Walks: 3, 7/25/09 at MIL
Most Strikeouts: 4, 6/12/07 at CHI
Longest Winning Streak: 7 games, 5/4-8/1/07
Longest Losing Streak: 2 games, 8/3/07-6/6/09



JOSE ORTEGANO

FULL NAME: Jose D. Ortega

BATS: Left **THROWS:** Left

M.L. Service: 0.000

HEIGHT: 6-1

WEIGHT: 175

BORN: 8/5/87 in Maracalbo, VZ

ACQUIRED: Signed by the Braves as a non-drafted free agent on October 17, 2003.

CONTRACT STATUS: Signed through 2011.

PITCHER

59

Ortegano's Complete Record

Year	Club	W-L	ERA	G	GS	CG	SHO	SV	IP	H	R	ER	HR	HB	BB	SO	WP	BK
2004	DSL Braves	0-1	1.60	17	5	0	0	2	39.1	35	9	7	1	2	11	46	1	0
2005	DSL Braves2	5-2	2.58	13	10	0	0	0	52.1	49	22	15	3	4	12	55	0	0
2006	GCL Braves	3-3	3.30	12	5	0	0	0	46.1	43	20	17	3	0	10	31	2	1
2007	Danville	6-1	1.48	13	9	0	0	0	60.2	44	14	10	3	1	11	55	1	2
2008	Rome	2-5	4.62	17	15	0	0	0	85.2	90	49	44	2	3	25	83	3	1
	GCL Braves#	0-0	0.00	2	2	0	0	0	3.0	1	0	0	0	0	0	4	0	0
2009	Myrtle Beach	4-5	3.49	21	12	0	0	0	69.2	56	30	27	4	5	19	59	2	1
	Mississippi	5-2	2.83	8	8	1	0	0	47.2	46	19	15	2	1	15	42	2	1
2010	Myrtle Beach	2-4	5.14	7	7	0	0	0	28.0	41	20	16	3	0	7	14	0	0
	Gwinnett	3-11	6.20	21	20	0	0	0	103.0	122	77	71	13	3	44	85	5	0
Minor Totals		30-34	3.73	131	93	1	0	2	535.2	527	260	222	34	19	154	474	16	6

Bold indicates led league; # indicates injury rehab assignment.

Ortegano's 2010 Season Recap

- Was promoted from Myrtle Beach (A) to Gwinnett (AAA) after just seven starts.
- Had a strong May for Gwinnett, going 2-0 with a 2.08 ERA (4 ER/17.1 IP) in three starts.
- Combined to go 5-15 with a 5.98 ERA between Myrtle Beach (A) and Gwinnett (AAA).
- Entering 2010, was named as the 25th-best prospect in the Braves system by *Baseball America*.
- Appeared in seven games (five starts) for the Leones del Caracas of the Venezuelan Winter League (2-1, 2.96 ERA, 27.1 IP, 6 BB, 22 K).

Ortegano's Career Highlights

2009: Was named Myrtle Beach Pitcher of the Month for May (1-0, 1.06 ERA, 17.0 IP, 6 BB, 15 K)...His combined nine wins tied for third-best among Braves farmhands and his 101 strikeouts were 10th-best...His 3.22 ERA as a starter ranked fourth in the organization...Ranked second in the system with a 1.16 WHIP...Held opponents to a .232 avg., 10th-best among Braves minor leaguers...Was named Southern League Pitcher of the Week for 8/3-10 (2 GS, 13.0 IP, 12 H, 1 ER, 2 BB, 15 K)...With Mississippi, earned his first professional at-bats and went 0-for-4 with 2 walks and a strikeout...Appeared in 16 games (6 starts) for the Leones del Caracas of the Venezuelan Winter League (3-1, 1 save, 4.12 ERA, 43.2 IP, 13 BB, 24 K).

2008: Made 13 starts and two relief appearances for Rome (A) and also made two rehab starts with the Gulf Coast League Braves...Struck out 10 in six innings pitched 6/12 vs. CHA...Went 2-1 with a 6.38 ERA in eight appearances, including two starts for Leones del Caracas of the Venezuelan Winter League.

2007: Made nine starts in 13 games and recorded a career-high six wins in first season at Danville (R)...Led Braves minor league starting pitchers and the Appalachian League with a 1.48 ERA (10 ER/60.2 IP)...Held opposing hitters to a .199 average, second best among Braves farmhands and ranked third with a 0.93 WHIP...Named Minor League Baseball's Most Spectacular Pitcher...Named the D-Braves Pitcher of the Month for August (3-1, 2.33 ERA)...Struck out eight batters twice (7/26 and 8/6)...Went 2-2, with a 2.19 ERA in 17 appearances (one start) for Caracas of the Venezuelan Winter League.

2006: Named GCL Braves Pitcher of the Month for August (0-1, 2.12 ERA, 17.0 IP, 4 ER).

2005: Named by the Braves organization as the DSL2 Pitcher of the Month for July.

2004: Selected by the Braves organization as the Most Valuable Pitcher of the DSL...Named the DSL June Pitcher of the Month.

PERSONAL: Resides in Maracalbo, VZ...Attended UE Udon Perez HS...Signed by Rolando Petit.

Ortegano's Career Transactions

- Signed by the Atlanta Braves as a non-drafted free agent on October 17, 2003.



Non-Roster Invitee

TYLER PASTORNICKY

FULL NAME: Tyler B. Pastornicky

BATS: Right **THROWS:** Right

M.L. Service: 0.000

HEIGHT: 5-11 **WEIGHT:** 170

BORN: 12/13/89 in Bradenton, FL

ACQUIRED: Acquired by the Braves along with SS Alex Gonzalez and LHP Tim Collins in exchange for SS Yunel Escobar and LHP Jo-Jo Reyes on July 14, 2010.

CONTRACT STATUS: Signed through 2011.

INFIELDER

77

Pastornicky's Complete Record

Year	Club	AVG	G	AB	R	H	2B	3B	HR	RBI	SH	SF	HP	BB	SO	SB-CS	OBP	SLG	E
2008	GCL Blue Jays	.263	50	160	32	42	6	3	1	17	0	3	2	21	21	27-5	.349	.356	6
2009	Lansing	.269	109	413	63	111	11	9	1	31	3	1	3	39	50	51-15	.336	.346	26
	Dunedin	.270	15	63	9	17	3	0	0	3	0	0	0	3	7	6-3	.303	.317	2
2010	Dunedin	.258	77	287	50	74	16	0	6	35	3	1	1	39	49	24-7	.348	.376	10
	Mississippi	.254	38	134	22	34	5	2	2	15	7	2	1	16	22	11-2	.333	.366	5
Minor Totals		.263	289	1057	176	278	41	14	10	101	13	7	7	118	149	119-32	.339	.357	49

Pastornicky's 2010 Season Recap

- Enters 2011 rated as the 14th-best prospect in the Braves organization according to *Baseball America*.
- Acquired by the Braves along with SS Alex Gonzalez and LHP Tim Collins in exchange for SS Yunel Escobar and LHP Jo-Jo Reyes on 7/14.
- Promoted to Mississippi (AA) upon being acquired.
- Before being acquired by Atlanta, hit .258 with 16 doubles, three home runs, 35 RBI and 24 stolen bases in 77 games for Dunedin, Toronto's High-A affiliate.
- In 38 games for Mississippi, hit .254 with five doubles, two triples, two home runs, 15 RBI and 11 SB.
- Hit .278 (15-for-54) with one double, one triple and six RBI in 15 games for the Phoenix Desert Dogs of the Arizona Fall League.
- Was selected to the Arizona Fall League's Rising Stars Game and started at shortstop for the East Squad.

Pastornicky's Career Highlights

2009: Combined to hit .269 with 14 2B, one HR and 34 RBI between Lansing (Low-A) and Dunedin (High-A)...His 57 combined stolen bases ranked second in the Blue Jays organization and his 51 stolen bases at Lansing ranked second in the Midwest League...Was named Star of the Month for May with Lansing (.289, 11 RBI, 14 SB).

2008: Signed on 6/9 and started at shortstop in his first professional game on 6/19 at GCL Phillies...Recorded his first professional hit on 6/24 at GCL Tigers.

PERSONAL: Resides in Bradenton, FL...Had committed to play baseball at Florida State, but instead signed with the Blue Jays...Signed by Joel Grampietro (Blue Jays).

Pastornicky's Career Transactions

- Selected by the Toronto Blue Jays in the fifth round of the 2008 June free agent draft.
- Acquired by the Atlanta Braves along with SS Alex Gonzalez and LHP Tim Collins in exchange for SS Yunel Escobar and LHP Jo-Jo Reyes on July 14, 2010.



MARTIN PRADO

FULL NAME: Martin M. Prado

BATS: Right

THROWS: Right

M.L. Service: 3.105

HEIGHT: 6-1

WEIGHT: 190

BORN: 10/27/83 in Maracay, VZ

ACQUIRED: Signed as a non-drafted free agent, February 13, 2001.

CONTRACT STATUS: Signed through 2011.

INFIELDER

14

Prado's Complete Record

Year	Club	AVG	G	AB	R	H	2B	3B	HR	RBI	SH	SF	HP	BB	SO	SB-CS	OBP	SLG	E
2001	DSL Braves2	.299	61	187	25	56	4	2	0	21	4	3	4	25	33	19-6	.388	.342	10
2002	DSL Braves2	.320	59	222	35	71	18	3	1	26	1	2	3	17	16	13-5	.373	.441	14
2003	GCL Braves	.286	59	220	28	63	2	6	0	23	5	1	1	24	30	9-9	.358	.350	6
2004	Rome	.315	107	429	68	135	25	6	3	38	4	1	3	30	47	14-10	.363	.422	9
2005	Myrtle Beach	.306	75	297	44	91	13	3	4	34	0	5	0	24	48	9-6	.353	.411	9
	Mississippi	.280	39	143	17	40	7	1	1	11	1	1	0	17	17	3-3	.354	.364	2
2006	Mississippi	.278	43	176	17	49	6	2	1	15	0	1	0	14	35	2-2	.330	.352	9
	Atlanta	.262	24	42	3	11	1	1	1	9	2	0	0	5	7	0-0	.340	.405	2
	Richmond	.282	60	241	30	68	12	1	2	23	2	2	0	12	28	2-2	.314	.365	4
2007	Richmond	.316	103	395	61	125	23	3	4	41	7	3	4	34	41	5-4	.374	.420	3
	Atlanta	.288	28	59	5	17	3	0	0	2	0	0	0	3	6	0-0	.323	.339	3
2008	Atlanta	.320	78	228	36	73	18	4	2	33	2	2	1	21	29	3-1	.377	.461	6
	Mississippi#	.263	5	19	2	5	2	0	0	3	0	0	0	3	2	0-0	.364	.368	0
2009	Atlanta	.307	128	450	64	138	38	0	11	49	11	4	2	36	59	1-3	.358	.464	7
2010	Atlanta	.307	140	599	100	184	40	3	15	66	3	6	3	40	86	5-3	.350	.459	5
	Gwinnett#	.250	1	4	0	1	0	0	0	0	0	0	0	0	0	0-0	.250	.250	0
Minor Totals		.302	612	2333	327	704	112	27	16	235	24	19	15	200	297	76-47	.358	.393	66
Major Totals		.307	398	1378	208	423	100	8	29	159	18	12	6	105	187	9-7	.356	.454	29

#Injury rehabilitation assignment.

Prado's All-Star Game Record

Year	Club, Site	AVG	G	AB	R	H	2B	3B	HR	RBI	SH	SF	HP	BB	SO	SB-CS	OBP	SLG	E
2010	N.L., LAA	.000	1	3	0	0	0	0	0	0	0	0	0	0	0	0-0	.000	.000	0
All-Star Totals		.000	1	3	0	0	0	0	0	0	0	0	0	0	0	0-0	.000	.000	0

Prado's Major League Fielding Record

Year	Position	PCT	G	PO	A	E	TC	DP
2006	Second Base	.976	11	15	26	1	42	4
	Third Base	.857	8	2	4	1	7	0
2007	Second Base	.941	10	14	34	3	51	3
	Third Base	1.000	9	4	7	0	11	0
2008	Third Base	.982	24	9	46	1	56	3
	Second Base	.967	17	33	55	3	91	7
	First Base	.994	17	123	11	1	135	10
	Outfield	1.000	3	7	0	0	7	0
2009	Shortstop	.800	2	2	2	1	5	1
	Second Base	.986	63	116	162	4	282	37
	Third Base	.975	41	14	65	2	81	8
	First Base	.994	28	160	14	1	175	25
	Outfield	---	1	0	0	0	0	0
2010	Second Base	.987	98	184	285	6	475	66
	Third Base	.958	43	29	84	5	118	12
	First Base	1.000	5	7	0	0	7	0
Second Base Totals		.982	199	362	561	17	940	117
Third Base Totals		.967	125	58	206	9	273	23
First Base Totals		.994	50	290	25	2	317	35
Outfield Totals		1.000	4	7	0	0	7	0
Shortstop Totals		.800	2	2	2	1	5	1

Prado's 2010 Season Recap

- Established career highs in hits (184), games (140), runs (100), home runs (15) and RBI (66).
- Suffered a season-ending injury on 9/27 vs. FLA. Examination that evening revealed a hip pointer and an MRI the next day showed a torn external oblique muscle.
- Finished ninth in National League Most Valuable Player voting.
- Ranked fourth in the NL in hits and was seventh in batting average (.307).
- Ranked fourth in the Majors in multi-hit games (58) and was third in home batting average (.353).
- Logged his career-high 40th double on 9/22 at PHI (38 doubles in 2009).
- Returned to starting lineup on 8/17 after missing 16 games from 7/31-8/16 with a fracture in the "PIP" joint of his right pinky finger suffered in 7/30's game at CIN.
- Named to his first career All-Star Game and started at second base in place of the injured Chase Utley.
- Became the second-fastest player in Braves franchise history to reach 100 hits in a season (69 team games). Ralph Garr did it in 62 team games in 1974.
- Earned NL Player of the Week honors for the week ending 5/16 (.367, 11-for-30).
- Snapped his career-best 14-game hitting streak (.458) 4/18 (streak dated to 10/1/09).
- Hit .369 (24-for-65) in 15 interleague games while collecting six doubles, a triple, two homers and nine runs scored.

Prado's Career Highlights

2009: Was named NL Player of the Week for 6/29-7/5, when he hit .577 (15-for-26) with a homer and six RBI...His 11 doubles in September tied for 2nd in the Majors...Notched a 10-game hitting streak 9/16-27 (19-for-39, .487)...Hit safely in 71 of 97 games with an AB since 6/2, going 120-for-377 (.318) with 29 2B, 9 HR and 42 RBI...Prior to the All-Star break, hit .330 (62-for-188)...He became the first player in nearly a year to deliver a walk-off hit in a four-hit, four-RBI game...Batted in eight different spots in the starting lineup (all but leadoff)...Played 63 games at second base, 41 games at third base and 23 games at first base.

2008: Appeared at six different positions, including his first career games at first base, outfield (LF) and shortstop...Collected three hits six times (last 9/24 vs. PHI)...Over his last 33 games, dating from 8/19, he was 42-for-128 (.328) with 11 extra-base hits (9 2B, 1 3B, 1 HR), 15 RBI and 14 multi-hit games...Led all MLB qualifiers (min. 50 PA) with a .432 (32-for-74) batting average in August, also had nine 2B, one HR and 12 RBI during the month...Batted from seven different spots in the starting lineup (all but 4th and 9th)...Started 49 games at five different positions (2B-15, 3B-15, 1B-14, LF-3, SS-2)...Hit first career PH home run on 7/20 vs. WSH and his first homer since 9/14/06, was 4-for-13 (.308) as a PH with 1 HR and 7 RBI...Started at 2B and hit leadoff on 4/21 vs. WSH, posting his first career two-double game.

2007: Joined Atlanta four different times from Triple-A Richmond (5/20-6/2, 8/7-22, 8/23-24 and 9/4-end of season)...Played 2B and 3B with the Braves, making 11 starts (7 at 2B, 4 at 3B)...Had 11 assists at 2B on 9/10 at NYM, the most for a Brave in a nine-inning game since 4/14/85 when Glenn Hubbard had 12 vs. SD...Tied for Richmond club lead with 23 doubles...Named as the International League 2B on the postseason All-Star team...Finished 2nd in the International League with a .316 batting average...His average was second among Braves' farmhands (Cole Miles, .317)...Named IL Batter of the Week (ending 6/30), hitting .382 (13-for-34) with 7 RBI...At Richmond, he hit .340 off LHP and .308 off RHP...In July with the R-Braves, he hit .370 (37-for-100) with 3 HR and 16 RBI...Had two four-hit games, 5/9 at CHA and 7/20 vs. TOL.

2006: Opened season at Mississippi (AA) before an April promotion to Atlanta...Made his Major League debut on 4/23 at WSH and went 1-for-2 with a triple, two walks and a run...Hit .462 (6-for-13) with runners in scoring position...Started at 3B on 9/14 vs. PHI and hit first career HR with a three-run shot off Jamie Moyer in the fifth inning...Was recalled from Richmond (AAA) on 8/21 and went 2-for-4 with 2 RBI vs. PIT.

2005: Hit a combined .298 (131-for-440) with 20 doubles, five HRs and 45 RBI between Myrtle Beach (A) and Mississippi (AA)...Hit .392 (31-for-79) in June...Had a season-high four hits on 6/5 at POT...Was promoted to Mississippi on 7/15 and hit safely in 25 of his first 26 games...Hit his first Double-A home run on 7/19 vs. Montgomery...Had a 13-game hitting streak 7/17-30 and a 12-game hitting streak 8/2-13.

2004: Ranked fourth in the South Atlantic League with a SO/PA ratio of 1/9/94...Ranked eighth in the SAL with a .315 BA...Ranked fifth in the Braves' organization and led Rome (A) with a .315 batting average, was seventh and ninth in the organization with 135 hits and 68 runs scored, respectively...Named the postseason All-Star second baseman of the SAL and was selected to play in the regular season SAL All-Star game.

2003: Ranked fourth on the Gulf Coast Braves with 63 hits and 23 runs batted in...Led the team with six triples...Was second on the GCL Braves with nine stolen bases.

2002: Led the Dominican Summer League Braves 2 (Rookie) team in avg. (.319), runs (36), hits (75), doubles (19), runs batted in (36) and was second in stolen bases (14).

2001: Was second on the DSL Braves 2 (Rookie) in average (.299), was third in runs batted in (21).

PERSONAL: Resides in Maracay, VZ...Signed by Rolando Petit and Julian Perez...First name is pronounced "mar-TEEN."

Prado's Career Transactions

- Signed by the Atlanta Braves as a non-drafted free agent, February 13, 2001.
- On Atlanta disabled list (strained left thumb) from May 5 to July 3, 2008; included an injury rehabilitation assignment to Mississippi (AA).
- On Atlanta disabled list (fractured right pinky finger) from August 2 to August 17, 2010; included an injury rehabilitation assignment to Gwinnett (AAA).

Prado's Season & Career Highs

2010 Season

Most Runs: 3, twice, last: 8/17 vs. WSH
Most Hits: 4, 5/16 vs. ARI
Most 2Bs: 2, twice, last: 9/10 vs. STL
Most 3Bs: 1, three times, last: 7/16 vs. MIL
Most HRs: 2, twice, last: 7/7 at PHI
Most RBI: 5, twice, last: 8/28 vs. FLA
Most Walks: 3, 4/9 at SF
Most SBs: 1, five times, last: 8/30 vs. NYM
Longest Hitting Streak: 12 games, 5/27-6/7

Career

Most Runs: 3, seven times, last: 8/17/10 vs. WSH
Most Hits: 4, four times, last: 5/16/10 vs. ARI
Most 2Bs: 2, 12 times, last: 9/10/10 vs. STL
Most 3Bs: 1, eight times, last: 7/16/10 vs. MIL
Most HRs: 2, twice, 7/7/10 at PHI
Most RBI: 5, twice, last: 8/28 vs. FLA
Most Walks: 3, twice, last: 4/9/10 at SF
Most SBs: 1, nine times, last: 8/30/10 vs. NYM
Longest Hitting Streak: 14 games, 10/1/09-4/16/10





SCOTT PROCTOR

FULL NAME: Scott Christopher Proctor

BATS: Right **THROWS:** Right

HEIGHT: 6-1 **WEIGHT:** 195

M.L. Service: 5.043

BORN: 1/2/77 in Stuart, FL

ACQUIRED: Signed by the Braves as a minor-league free agent on November 11, 2009.

CONTRACT STATUS: Signed through 2011.

PITCHER

43

Proctor's Complete Record

Year	Club	W-L	ERA	G	GS	CG	SHO	SV	IP	H	R	ER	HR	HB	BB	SO	WP	BK
1998	Yakima	0-1	10.80	3	1	0	0	2	5.0	9	8	6	1	0	1	4	1	2
1999	Yakima	4-2	7.20	16	6	0	0	0	50.0	57	45	40	4	5	26	41	7	1
2000	Vero Beach	3-7	5.16	35	5	0	0	1	89.0	93	65	51	13	6	54	70	6	1
2001	Vero Beach	6-4	2.48	15	15	0	0	0	90.2	73	30	25	8	9	30	79	3	0
	Jacksonville	4-3	4.17	10	9	0	0	0	49.2	39	26	23	6	2	31	48	2	0
2002	Jacksonville	7-9	3.51	26	25	0	0	0	133.1	111	63	52	10	7	85	131	9	1
2003	Jacksonville	1-2	1.00	17	0	0	0	0	27.0	20	6	3	0	0	7	24	1	1
	Las Vegas	4-2	3.66	24	0	0	0	1	39.1	35	17	16	2	0	13	35	0	0
	Columbus	2-0	1.42	10	0	0	0	0	19.0	13	3	3	2	1	3	26	0	0
2004	Columbus	2-3	2.86	35	0	0	0	4	44.0	37	15	14	4	1	18	42	3	0
	New York (AL)	2-1	5.40	26	0	0	0	0	25.0	29	18	15	5	0	14	21	1	1
2005	Columbus	6-1	4.22	35	1	0	0	14	42.2	47	20	20	8	3	11	54	5	0
	New York (AL)	1-0	6.04	29	1	0	0	0	44.2	46	32	30	10	2	17	36	4	1
2006	New York (AL)	6-4	3.52	83	0	0	0	1	102.1	89	41	40	12	2	33	89	2	0
2007	New York (AL)	2-5	3.81	52	0	0	0	0	54.1	53	27	23	8	3	29	37	3	0
	Los Angeles (NL)	3-0	3.38	31	0	0	0	0	32.0	25	14	12	4	3	15	27	2	1
2008	Inland Empire#	0-0	13.50	1	0	0	0	0	0.2	3	3	1	0	0	0	1	0	0
	Las Vegas#	1-0	0.00	2	0	0	0	0	3.0	2	0	0	0	0	0	5	0	0
	Los Angeles (NL)	2-0	6.05	41	0	0	0	0	38.2	41	30	26	7	0	24	46	6	0
2009	Florida								Injured - Did Not Play									
2010	Myrtle Beach	1-0	6.14	6	0	0	0	0	7.1	8	5	5	0	2	2	5	0	0
	Gwinnett	4-3	7.08	31	0	0	0	0	34.1	45	29	27	6	1	15	29	4	1
	Atlanta	0-0	6.35	6	0	0	0	0	5.2	4	4	4	1	0	4	6	0	0
Minor Totals		45-37	4.05	266	62	0	0	22	635.0	592	335	286	64	37	296	594	41	7
A.L. Totals		11-10	4.29	190	1	0	0	1	226.1	217	118	108	35	7	93	183	10	2
N.L. Totals		5-0	4.95	78	0	0	0	0	76.1	70	48	42	12	3	43	79	8	1
Major Totals		16-10	4.46	268	1	0	0	1	302.2	287	166	150	47	10	136	262	18	3

#Injury rehabilitation assignment.

Proctor's Division Series Record

Year	Club, Opp.	W-L	ERA	G	GS	CG	SHO	SV	IP	H	R	ER	HR	HB	BB	SO	WP	BK
2005	NY Yankees vs. LAA	0-0	0.00	2	0	0	0	0	2.0	3	0	0	0	0	0	1	1	0
2006	NY Yankees vs. Det.	0-0	2.25	3	0	0	0	0	4.0	5	1	1	0	0	1	1	0	0
D.S. Totals		0-0	1.50	5	0	0	0	0	6.0	8	1	1	0	0	1	2	1	0

Proctor's Major League Fielding Record

Year	Position	PCT	G	PO	A	E	TC	DP
2004	Pitcher	1.000	26	1	3	0	4	0
2005	Pitcher	1.000	29	3	5	0	8	0
2006	Pitcher	1.000	83	4	9	0	13	1
2007	Pitcher	1.000	83	3	7	0	10	1
2008	Pitcher	.667	41	0	2	1	3	0
2010	Pitcher	---	6	0	0	0	0	0
Pitcher Totals		.974	262	11	26	1	38	2

Proctor's Major League Batting Record

Year	Club	AVG	G	AB	R	H	2B	3B	HR	RBI	SH	SF	HP	BB	SO	SB	CS	E
2007	New York-AL	.000	52	3	0	0	0	0	0	0	0	0	0	0	3	0	0	0

Proctor's 2010 Season Recap

- Struck out six batters in six outings (5.2 IP) with the Braves.
- Made his Braves debut on 9/3 at FLA (2.0 IP/1 ER), was his first appearance since 9/26/08 (with LAD).
- Recalled from Gwinnett (AAA) when rosters expanded on September 1.
- Appeared in 31 games (all in relief) for Triple-A Gwinnett and went 4-3 with a 7.08 ERA.
- Went 1-0 with a 6.14 ERA in six relief appearances with Myrtle Beach (A) from 6/8-20.

Proctor's Career Highlights

2009: Placed on the 15-day disabled list on 3/27 with right elbow inflammation; transferred to 60-day DL on 5/12...Missed entire season after undergoing "Tommy John" surgery to repair his throwing elbow on 5/5.

2008: Missed 63 games due to right elbow tendinitis...Placed on 15-day disabled list on 6/22 and was transferred to the 60-day DL on 8/19...Returned from rehab and reinstated from the DL on September 1...Currently owns a career-best six-game win streak, dating back to 7/17/07...Made 33 appearances prior to landing on the DL, going 1-0 with a 6.82 ERA (31.2 IP/24 ER)...After his return, went 1-0 with a 2.57 ERA (7.0 IP/2 ER) in eight relief outings...Posted 1-0 mark and 2.45 ERA (3.2 IP/1 ER) in three rehab games.

2007: Split time between LAD and NYY, totaling 83 appearances between the two clubs...Appearance total ranked third in the Majors...Earned first win as a Dodger, 8/9 at CIN tossing 2.0 scoreless innings.

2006: In first full season at the Major League level, led the AL in appearances (83) and ranked second behind Paul Quantrill (86, 2004) on the Yankees' all-time single-season appearance list...Led all ML relievers with 102.1 innings pitched, the second highest single-season total in Yankees' history (Mariano Rivera, 107.2 - 1996)...Ranked fifth among AL relievers with 89 strikeouts..

2005: Had two stints with NYY, going 1-0 with a 6.04 ERA in 29 games, including one start...Made only career start on 8/11 vs. TEX, allowing three runs in 5.0 innings in a no-decision.

2004: Appeared in 26 games in three stints with NYY...Made Major League debut on 4/20 at CWS, striking out the only batter he faced (Sandy Alomar, Jr.)...Earned first career win 7/27 at TOR (0.2 IP, 1 H).

2002: Led the Southern League with 8.8 strikeouts per 9.0 IP and ranked third in strikeouts (131)...Named Dodgers' Minor League Pitcher of the Month for July, compiling a 1.43 ERA...Earned Southern League Pitcher of the Week honors for 7/26-8/1.

2001: Earned a place in the Florida State League All-Star game after helping Single-A Vero Beach win the first-half Eastern Division crown...Was then promoted to Double-A Jacksonville and helped the Suns' attain the Southern League co-championship...Named SL Pitcher of the Week for 6/29-7/5

PERSONAL: Resides in Jensen Beach, FL, with his wife, Carrie, two sons; Camden and Cooper and a daughter, Mary Elizabeth...Played baseball at Florida State University (10-2, 60 G)...In 2007, hosted M.E.'s Team Celebrity Benefit Ball and Sports Clays Tournament in Port St. Lucie, FL, to benefit physically and mentally challenged youth in the Stuart, FL, area...Proceeds from the event went towards research for pediatric heart ailments...Signed by Bill Pleis (Dodgers).

Proctor's Career Transactions

- Selected by the Los Angeles Dodgers in the fifth round of the 1998 June free agent draft.
- Acquired by the New York Yankees along with outfielder Bubba Crosby from the Los Angeles Dodgers in exchange for infielder Robin Ventura on July 31, 2003.
- Acquired by the Los Angeles Dodgers from the New York Yankees in exchange for infielder Wilson Betemit on July 31, 2007.
- Signed by the Florida Marlins as a free agent on January 6, 2009.
- On Florida disabled list (right elbow inflammation) March 27, 2009 through the rest of the season.
- Underwent successful season-ending "Tommy John" surgery on his right elbow by Dr. James Andrews in Birmingham, Ala., on May 5, 2009.
- Signed by the Atlanta Braves as minor-league free agent on November 11, 2009.

Proctor's Career Highs

Most IP: 5.0, 8/11/05 vs. TEX

Most Runs Allowed: 5, 6/2/07 at BOS

Most ER Allowed: 4, six times, last: 6/21/08 vs. CLE

Longest Winning Streak: 6 games, 7/16/07-present

Longest Losing Streak: 3 games, 4/22-6/2/07

Most Hits Allowed: 5, twice, last: 4/20/08 at ATL

Most Walks: 4, 6/14/08 at DET

Most Strikeouts: 4, twice, last: 6/1/06 at DET

Most HRs Allowed: 2, three times, last: 4/7/08 at ARI



WILKIN RAMIREZ

FULL NAME: Wilkin Emilio Ramirez

BATS: Right **THROWS:** Right

HEIGHT: 6-2 **WEIGHT:** 190

BORN: 10/25/85 in Bani, DR

ACQUIRED: Acquired by the Braves from the Detroit Tigers in exchange for cash considerations on July 31, 2010.

CONTRACT STATUS: Signed through 2011.

M.L. Service: 0.038

Non-Roster Invitee

OUTFIELDER

30

Ramirez's Complete Record

Year	Club	AVG	G	AB	R	H	2B	3B	HR	RBI	SH	SF	HP	BB	SO	SB-CS	OBP	SLG	E
2003	GCL Tigers	.275	54	200	34	55	6	7	5	35	1	1	1	13	51	6-1	.321	.450	21
2004																			
2005	West Michigan	.262	131	493	69	129	21	2	16	65	1	5	7	35	143	21-8	.317	.410	26
2006	Lakeland	.225	66	249	31	56	10	4	8	33	0	2	2	10	69	8-2	.259	.394	22
2007	Lakeland	.273	88	319	48	87	7	4	10	41	0	3	1	20	86	28-6	.315	.414	10
	Erie	.215	34	121	15	26	3	1	2	14	1	1	2	8	38	6-2	.273	.306	4
2008	Erie	.303	110	433	74	131	24	7	19	73	0	1	5	43	138	26-12	.371	.522	4
	Toledo	.083	11	36	2	3	1	0	0	0	0	0	1	1	11	1-0	.132	.111	1
2009	Toledo	.258	113	434	69	112	18	6	17	51	0	2	4	41	143	33-10	.326	.445	11
	Detroit	.364	15	11	6	4	0	1	1	3	0	1	0	1	3	0-0	.385	.818	0
2010	Erie	.241	56	212	34	51	10	4	15	42	0	1	0	22	84	5-6	.311	.538	2
	Toledo	.216	41	153	15	33	4	2	4	14	0	0	2	10	60	7-2	.273	.346	2
	Gwinnett	.253	24	83	16	21	3	1	4	14	0	1	3	10	22	2-0	.351	.458	2
Minor Totals		.258	728	2733	407	704	107	38	100	382	3	17	28	213	845	143-49	.316	.434	98
Major Totals		.364	15	11	6	4	0	1	1	3	0	1	0	1	3	0-0	.385	.818	0

Ramirez's 2010 Season Recap

- Started the season in the Tigers Organization by appearing in a combined 97 games between Double-A Erie and Triple-A Toledo.
- Hit a combined .234 (105-for-448) with 23 home runs and 70 RBI between Double-A Erie, Triple-A Toledo and Triple-A Gwinnett.
- Was acquired by the Braves from the Detroit Tigers on 7/31 in exchange for cash considerations.
- Selected to participate in the XM Futures Game held at Angel Stadium prior to the Major League Baseball All-Star Game. He started in right field for the World Team and went 1-for-2 at the plate.
- Finished the season with 24 games at Triple-A Gwinnett (.253, 21-for-83, 4 HR, 14 RBI).

Ramirez's Career Highlights

2009: Finished fifth in the International League with 33 stolen bases as he spent the majority of the season with Triple-A Toledo...Saw his first major league action in three separate stints with the Tigers...Ranked third in the IL with 143 strikeouts...Led all league outfielders with 11 errors...Hit safely in his first nine games of the season with Toledo 4/9-17, batted .324 (1 2B, 1 3B, 1 HR, 6 RBI)...Recalled by the Tigers from Toledo on 5/19...Made his Major League debut on 5/20 vs. TEX and connected for his major league hit, a solo home run in the sixth inning off Matt Harrison...Became the first Tigers player to hit a home run in his MLB debut since Reggie Sanders did so on 9/17/74 vs. OAK...Optioned back to Toledo by the Tigers on 5/21...Hit .352 (38-for-108) with six doubles, two triples, seven home runs and 21 RBI in 28 games during July...Led the IL with 69 total bases during the month, while he tied for second with seven home runs, finished fourth with 21 RBI and ninth with a .352 batting average...With Toledo, hit .304 (41-for-135) against left-handed pitching and .237 (71-for-299) against right-handers...Recalled by the Tigers from Toledo for the remainder of the season on 9/1...Named the eighth-best prospect in the Tigers organization following the season by *Baseball America*.

2008: Earned both Eastern League mid-season and post-season all-star honors as he played the majority of the season with Double-A Erie...Was named Erie's Player of the Year...Was second in the Eastern League with a .522 slugging percentage, while he tied for second with 26 stolen bases, tied for fifth with seven triples and tied for seventh with a .303 batting average...Tied for the league lead with 138 strikeouts...Earned a spot on the World Team for the Futures Game held at Yankee Stadium prior to Major League Baseball's All-Star Game and started in left field where he notched a single and walk...Was named the Tigers Minor League Player of the Month for April after hitting .330 (33-for-100) with 20 runs scored, eight doubles, three triples, six home runs and 17 RBI in 23 games...Promoted to Toledo on 6/6 and saw action in 11 games with Toledo before he was sent back to Erie on 6/20...Sidelined 7/17-26 with a right quadriceps strain...Named the sixth-best prospect in the Tigers organization following the season by *Baseball America*...Saw action in seven

games with Lacey in the Dominican Winter League following the season, batted .125 (2-for-16) with a home run and two RBI.

2007: Split the season between Single-A Lakeland and Double-A Erie, finishing third among all Tigers minor leaguers with 34 stolen bases between his two stops...Opened the season with Lakeland and finished fifth in the Florida State League with 28 stolen bases...Hit .390 (30-for-77) with 18 runs scored, three doubles, a triple, five home runs, 11 RBI and 12 stolen bases in 25 games during June...was third in the FSL with a .390 batting average during the month...Transferred to Erie from Lakeland on 7/20...Appeared in one game with Erie during the Eastern League playoffs, collecting two hits in four at-bats...Named the 14th-best prospect in the Tigers organization following the season by *Baseball America*.

2006: Limited to 66 games with Lakeland as he missed the remainder of the season after landing on the disabled list on 7/20 with a left shin contusion...Belted a grand slam on 5/20 at Palm Beach...Named the 13th-best prospect in the Tigers organization following the season by *Baseball America*.

2005: Selected to the Midwest League's mid-season all-star squad with Single-A West Michigan...Led the Midwest League with 143 strikeouts, while he tied for fifth with 131 games played...Batted .300 (36-for-120) with 20 runs scored, six doubles, three home runs and 19 RBI in 30 games during May...Hit .306 (37-for-121) against left-handed pitchers and .247 (92-for-372) against right-handers...Saw action in all four of West Michigan's games during the Midwest League playoffs, batting .267 (4-for-15) with two doubles and three RBI...Named the fifth-best prospect and best power hitter in the Tigers organization and 20th-best prospect in the Midwest League following the season by *Baseball America*.

2004: Missed the entire season due to right shoulder surgery...Named the 11th-best prospect in the Tigers organization following the season by *Baseball America*.

2003: Made his professional debut with the Gulf Coast League Tigers after signing with Detroit as a non-drafted free agent on 2/5...Finished second in the GCL with seven triples, while he was fourth with 35 RBI, tied for fourth with 51 strikeouts and fifth with 90 total bases...Led all GCL third basemen with 86 assists and 21 errors...Named the 12th-best prospect in the Tigers organization following the season by *Baseball America*.

PERSONAL: Resides in Bani, DR with his wife Julie and son Derek...Signed by Ramon Pena (Tigers).

Ramirez's Career Transactions

- Signed by the Detroit Tigers as a non-drafted free agent on February 5, 2003.
- Acquired by the Atlanta Braves from the Detroit Tigers in exchange for cash considerations on July 31, 2010.





DAVID ROSS

FULL NAME: David Wade Ross

BATS: Right **THROWS:** Right

M.L. Service: 8.001

HEIGHT: 6-2 **WEIGHT:** 205

BORN: 3/19/77 in Bainbridge, GA

ACQUIRED: Signed by the Braves as a free agent, December 5, 2008.

CONTRACT STATUS: Signed through 2012.

CATCHER

8

Ross' Complete Record

Year	Club	AVG	G	AB	R	H	2B	3B	HR	RBI	SH	SF	HP	BB	SO	SB-CS	OBP	SLG	E
1998	Yakima	.309	59	191	31	59	14	1	6	25	2	2	1	34	49	2-2	.412	.487	10
1999	Vero Beach	.227	114	375	47	85	19	1	7	39	1	6	7	46	111	5-10	.318	.339	16
2000	San Bernardino	.257	51	191	27	49	11	1	7	21	3	1	1	17	43	3-2	.319	.435	3
	San Antonio	.209	24	67	11	14	2	1	3	12	1	1	1	9	17	1-0	.308	.403	1
2001	Jacksonville	.264	74	246	35	65	13	1	11	45	0	3	10	34	72	1-1	.372	.459	9
2002	Las Vegas	.297	92	293	48	87	16	2	15	68	5	4	9	35	86	1-1	.384	.519	7
	L.A. Dodgers	.200	8	10	2	2	1	0	1	2	0	0	1	2	4	0-0	.385	.600	0
2003	Las Vegas	.221	24	86	12	19	4	0	5	16	1	1	1	11	27	0-2	.313	.442	2
	L.A. Dodgers	.258	40	124	19	32	7	0	10	18	0	1	2	13	42	0-0	.336	.556	4
2004	L.A. Dodgers	.170	70	165	13	28	3	1	5	15	0	5	5	15	62	0-0	.253	.291	3
2005	Pittsburgh	.222	40	108	9	24	8	0	3	15	1	3	1	6	24	0-0	.263	.380	3
	Indianapolis	.211	6	19	1	4	1	0	0	1	0	1	0	3	7	0-0	.304	.263	1
	San Diego	.353	11	17	2	6	0	1	0	0	1	0	1	0	4	0-0	.389	.471	0
	Portland	.143	6	21	3	3	1	0	0	1	0	0	0	2	4	0-0	.217	.190	0
2006	Cincinnati	.255	90	247	37	63	15	1	21	52	4	5	3	37	75	0-0	.353	.579	8
	Chattanooga#	.333	2	6	0	2	0	0	0	2	0	0	0	2	2	0-0	.500	.333	0
2007	Cincinnati	.203	112	311	32	63	10	0	17	39	5	2	0	30	92	0-0	.271	.399	5
	Louisville#	.222	3	9	0	2	1	0	0	0	0	0	1	1	1	0-0	.364	.333	0
2008	Sarasota#	.182	4	11	2	2	0	0	0	1	0	1	0	3	4	0-0	.333	.182	0
	Louisville	.167	9	30	4	5	1	1	1	2	0	1	0	3	12	0-0	.235	.367	0
	Cincinnati	.231	52	134	17	31	9	0	3	13	5	1	1	32	36	0-1	.381	.366	3
	Pawtucket	.250	6	28	4	7	1	0	1	3	0	0	0	1	7	0-0	.276	.393	0
	Boston	.125	8	8	1	1	0	0	0	0	1	0	0	0	3	0-0	.125	.125	0
2009	Rome#	.500	2	6	1	3	0	0	1	4	0	0	0	1	1	0-0	.571	1.000	0
	Atlanta	.273	54	128	18	35	9	0	7	20	1	0	1	21	39	0-0	.380	.508	1
2010	Atlanta	.289	59	121	15	35	13	2	2	28	2	1	1	20	28	0-1	.392	.479	4
Minor Totals		.257	476	1579	226	406	84	8	57	240	13	21	31	202	443	13-18	.349	.429	49
Atlanta Totals		.281	113	249	33	70	22	2	9	48	3	1	2	41	67	0-1	.386	.494	5
Major Totals		.233	544	1373	165	320	75	5	69	202	20	18	16	176	409	0-2	.323	.446	31

#Injury rehabilitation assignment.

Ross' Division Series Record

Year	Club	AVG	G	AB	R	H	2B	3B	HR	RBI	SH	SF	HP	BB	SO	SB-CS	OBP	SLG	E
2004	LAD vs. STL	.000	2	3	0	0	0	0	0	0	0	0	0	1	0	0-0	.250	.000	1

Ross' Major League Fielding Record

Year	Position	PCT	G	PO	A	E	TC	DP	PB	CS	ATT	PCT	P-OFF
2002	Catcher	1.000	6	19	2	0	21	0	0	1	1	100%	0
2003	Catcher	.986	38	259	26	4	289	2	2	13	42	31%	0
2004	Catcher	.992	67	355	21	3	379	0	6	11	38	29%	2
2005	Catcher	.987	42	211	23	3	237	5	4	7	13	54%	0
2006	Catcher	.985	75	480	33	8	521	5	4	12	29	41%	1
2007	Catcher	.993	108	662	50	5	717	7	6	23	59	39%	1
2008	Catcher	.992	54	346	29	3	378	4	6	10	26	38%	0
2009	Catcher	.997	52	314	37	1	352	6	5	16	37	43%	0
2010	Catcher	.987	57	276	22	4	302	1	1	8	26	31%	0
Catcher Totals		.990	499	2922	243	31	3196	30	34	101	271	37%	4

Ross' 2010 Season Recap

- On 7/27, agreed to terms to two-year contract extension through 2012.
- Made his third career postseason appearance, but did not appear in a game (has only played in 2004).
- Hit his first home run of the season on 8/7 vs. SF. It was his first homer since 9/6/09, a span of 99 AB (second longest homerless drought of his career).
- Blasted his first career grand slam and matched his career high with four RBI (sixth time) on 8/31 vs. NYM.
- Made his 33rd start at catcher on 9/29 vs. FLA and went 3-for-4 with three doubles (career high). The three hits matched his career high (ninth time).
- Threw out 28% (7-of-25) of would-be base stealers in 2010 and is 36% (101-for-271) in his career.

Ross' Career Highlights

2009: His seven home runs ranked second in the Majors for any player with 130 or fewer at-bats (Randy Ruiz, 10 HR in 115 at-bats)...While coming off the bench, hit two home runs on 6/14 at BAL...In September, hit .308 (4-for-13) with one home run and two RBI...Started the season on the disabled list with a strained right groin which he suffered during spring training...Spent two games at Rome (A) for a rehabilitation assignment (3-for-6, one home run and four RBI).

2008: Split the season between the Boston and Cincinnati organizations...Combined to play 60 Major League games between the two clubs, his lowest total since appearing in 51 contests with the Pirates and Padres in 2005...Walked 32 times, the second-highest total of his career (37, 2006)...Combined to throw out 10-of-36 (27.8%) attempted base stealers...Reached base safely in 11 straight games from 6/18-7/11 while batting .364 (12-for-33) with four 2B, two HR and four RBI in that span...Set a career high with three walks on 7/17 vs. NYM...Began the season on the 15-day disabled list with back spasms...Was 2-for-11 (.182) in four rehab games with Single-A Sarasota before transferring to Triple-A Louisville on 4/11.

2007: For the second straight season led the Reds in starts behind the plate (98)...Made a career high 112 apps overall...From 8/13-8/27 was on the 15-day disabled list with a concussion suffered on 8/12 in a home plate collision with SD's Mike Cameron...After his concussion on 8/12 made just 16 appearances the rest of the season...Ranked among the Major League leaders in catcher's caught stealing percentage (43%, 23-for-54)...In his 98 starts Reds pitchers went 38-60 and posted a 4.56 ERA...On 4/21 vs. PHI hit into the Reds first triple play since Eddie Taubensee on 9/19/97 vs. SD...On 6/22 at SEA tied his career best with 5 RBI...On 7/25 vs. MIL left the game with a dislocated left pinky finger but missed just one game.

2006: During spring training was acquired from the Padres and became the Reds starting catcher...Led the club with 73 starts behind the plate...Was on the disabled list from 7/16-25 with a lower abdominal strain...By the end of June already had established new career highs in homers and RBI...Ranked third in the NL in home runs (21) by a catcher (Brian McCann, 24 HR, 442 AB; Mike Piazza, 22 HR, 399 AB)...Produced a team-high three two-homer games (6/12 vs. MIL, 7/2 vs. CLE, 9/26 at FLA), two pinch-hit HR games (5/16 at PIT off Paul Maholm, 6/2 at HOU off Dave Borkowski) and his second career game-ending homer (8/9 off STL's Jason Istringhausen, 8-7 win)...Threw out 12-of-27 baserunners attempting to steal (44%)...Reds pitchers went 34-39 in his starts and posted a team-best 4.28 ERA while he caught...From 5/16-6/9 produced a career-high 12-game hitting streak (.484, 3 HR, 12 RBI) that included four pinch hits...On 8/19 vs. PIT had three hits and five RBI, both career highs, including a three-run HR off Matt Capps...In the 5-3 win at FLA on 9/26 hit a pair of homers off Dontrelle Willis into the upper deck at Dolphin Stadium that totaled 845 feet.

2005: During spring training was traded from the Dodgers to the Pirates...On 7/28 was traded to the Padres...On 4/15 vs. CHI he tied career highs with two homers...On 4/21 at CIN produced the first sac bunt of his career...After his trade to SD appeared in eight games for the Padres before he was optioned to Class AAA Portland on 8/26...Appeared in six games for the Beavers before he was promoted to SD on 9/6...Finished the season with the Padres and hit .353 in 11 games.

2004: In his first full season in the Major Leagues appeared in 70 games for the Dodgers...Threw out 11-of-38 baserunners attempting to steal (29%)...Homered in his second start, 4/18 at SF...On 7/29 at COL homered and collected his first career triple...In the 11th inning on 9/30 vs. COL hit the first walkoff homer of his career to help the Dodgers clinch a tie for the NL West Division title.

2004 POSTSEASON HIGHLIGHTS: Division Series (StL.): Appeared in two games, going 0-for-3 with a walk and an error.

2003: His 10 homers ranked fifth among NL rookies...Threw out 12-of-41 baserunners attempting to steal (29%)...Began the season with Las Vegas but became the Dodgers' backup catcher when Todd Hundley underwent back surgery in early May...Hit safely in his last seven games with Las Vegas (10-for-30, .333, 4 2B, 2 HR, 7 RBI) before he was promoted on 5/5...Spent the rest of the season with LAD...In his first appearance for the Dodgers, on 5/9 at MON, went 2-for-3 with a pair of RBI...On 6/14 at CLE had a career-high three hits, including a two-run HR, and 3 RBI...On 9/14 vs. SD recorded his first career two-homer game.

2002: In his Major League debut appeared in eight games during two stints with the Dodgers...Began the season at Class AAA Las Vegas...Was recalled on 6/28, when Chad Kreuter went on the disabled list...On 6/29 at ANA made his Major League debut and struck out in a pinch-hit appearance...On 7/6 at STL made his first career start...On 7/12 was optioned back to Las Vegas, where in six games from 7/13-20 he hit seven homers...On 9/2 was recalled again and spent the rest of the season with the Dodgers...In LA's 19-1 victory

on 9/2 at ARI recorded his first Major League hit, a seventh-inning double off Eddie Oropesa, and his first career home run (off Mark Grace).

2001: At Class AA Jacksonville was a Southern League mid-season All-Star...Produced 11 homers and 45 RBI in just 74 games...From 5/27-6/6 hit .462 during a seven-game hitting streak.

2000: Appeared in 10 games for San Bernardino before he was promoted...Made all 24 appearances for San Antonio before he returned to San Bernardino on 6/30...Spent the rest of the season in Class A...On 6/5 at Arkansas had two homers and six RBI...From 7/14-8/3 hit .340 during a 13-game hitting streak...Hit six homers during a 10-game span from 7/30-8/12.

1999: At Class A Vero Beach appeared in a career-high 114 games.

1998: At Yakima in his first professional season ranked ninth in the Northwest League in batting average (.309)...Led all Northwest League catchers in putouts (428).

PERSONAL: Resides in Tallahassee, FL...Is a graduate of Florida High School in Tallahassee...Attended Auburn University (1996-97) and was a member of the 1997 Tigers team that went to the College World Series...Transferred to the University of Florida as a junior in 1998...With the Gators, hit .332 with 21 doubles, 19 homers and 70 RBI to help his squad advance to the College World Series...Teammates on that 1998 Gators squad included Josh Fogg, Mark Ellis and Brad Wilkerson...Signed by Bill Pleis (Dodgers).

Ross' Career Transactions

- Selected by the Los Angeles Dodgers in the seventh round of the 1998 June free agent draft.
- Acquired by the Pittsburgh Pirates from the Los Angeles Dodgers in exchange for cash considerations on March 30, 2005.
- Acquired by the San Diego Padres from the Pittsburgh Pirates in exchange for INF J.J. Furmaniak on July 28, 2005.
- Acquired by the Cincinnati Reds from the San Diego Padres in exchange for RHP Bobby Basham on March 21, 2006.
- On Cincinnati disabled list (lower abdominal strain), July 8 to July 26, 2006.
- On Cincinnati disabled list (concussion), August 14 to August 28, 2007.
- On Cincinnati disabled list (back spasms), from March 31 to April 22, 2008.
- Signed by the Boston Red Sox as a minor-league free agent on August 29, 2008 following his release by the Cincinnati Reds on August 20, 2008.
- Signed by the Atlanta Braves as a free agent on December 5, 2008.
- On Atlanta disabled list (strained right groin) from April 1 to April 16, 2009; included an injury rehabilitation assignment to Rome (A).
- Signed a two-year contract extension through 2012 on July 27, 2010.

Ross' Season & Career Highs

2010 Season

Most Runs: 2, 8/8 vs. SF
Most Hits: 3, twice, last: 9/29 vs. FLA
Most 2Bs: 3, 9/29 vs. FLA
Most 3Bs: 1, twice, last: 8/31 vs. NYM
Most HRs: 1, twice, last: 8/31 vs. NYM
Most RBI: 4, 8/31 vs. NYM
Most Walks: 3, 5/16 vs. ARI
Most SBs: None
Longest Hitting Streak: 5 games, 7/25-8/11

Career

Most Runs: 3, twice, last: 6/22/07 at SEA
Most Hits: 3, 10 times, last: 9/29/10 vs. FLA
Most 2Bs: 3, 9/29/10 vs. FLA
Most 3Bs: 1, five times, last: 8/31/10 vs. NYM
Most HRs: 2, nine times, last: 6/14/09 at BAL
Most RBI: 5, twice, last: 6/22/07 at SEA
Most Walks: 3, twice, last: 5/16/10 vs. ARI
Most SBs: None
Longest Hitting Streak: 12 games, 5/16-6/9/06



JAY SBORZ

FULL NAME: John Jay Sborz

BATS: Right **THROWS:** Right

HEIGHT: 6-4 **WEIGHT:** 210

BORN: 1/24/85 in Washington, DC

ACQUIRED: Signed by the Braves as a minor-league free agent on November 20, 2010.

CONTRACT STATUS: Signed through 2011.

M.L. Service: 0.003

Non-Roster Invitee

PITCHER

67

Sborz's Complete Record

Year	Club	W-L	ERA	G	GS	CG	SHO	SV	IP	H	R	ER	HR	HB	BB	SO	WP	BK
2003	GCL Tigers	0-2	4.85	8	7	0	0	0	26.0	20	18	14	2	4	14	35	6	0
2004	GCL Tigers	1-4	4.48	12	12	0	0	0	60.1	52	32	30	9	3	44	62	8	1
2005	Oneonta	1-3	4.34	9	7	0	0	0	29.0	24	15	14	1	2	27	25	9	0
	West Michigan	1-1	7.90	21	0	0	0	0	27.1	36	27	24	2	9	23	31	8	0
2006	West Michigan	1-0	5.40	3	0	0	0	0	5.0	8	3	3	0	0	4	4	2	0
2007	GCL Tigers#	1-1	2.61	5	2	0	0	0	10.1	9	4	3	0	1	2	8	0	0
	Oneonta	0-0	5.40	5	1	0	0	0	10.0	10	10	6	1	0	6	9	1	0
2008	Lakeland	3-2	2.87	40	0	0	0	7	53.1	44	22	17	3	5	25	48	3	0
2009	Lakeland	0-0	0.00	1	0	0	0	0	2.2	1	8	0	0	0	1	1	0	0
	Erie	1-2	2.52	14	1	0	0	0	25.0	16	9	7	3	1	13	29	4	0
	Toledo	1-0	2.25	2	0	0	0	0	4.0	1	1	1	1	0	1	5	0	0
2010	Toledo	1-6	4.74	43	0	0	0	19	43.2	38	24	23	8	5	24	42	3	0
	Detroit	0-0	67.50	1	0	0	0	0	0.2	3	5	5	0	2	0	1	0	0
Minor Totals		11-21	4.31	163	30	0	0	26	296.2	259	165	142	30	30	184	299	44	1
Major Totals		0-0	67.50	1	0	0	0	0	0.2	3	5	5	0	2	0	1	0	0

Indicates injury rehabilitation assignment.

Sborz's 2010 Season Recap

- Earned International League mid-season all-star honors as he led Toledo's staff with 19 saves.
- Did not allow a run in his first 10 outings of the season (4/9-5/4), fanning 11 in 10.0 scoreless innings.
- Tied for the International League lead with seven saves during April.
- Recalled from Toledo by the Tigers on 6/22 and made his major league debut in relief that night at NYM.
- Optioned back to Toledo by the Tigers for the remainder of the season on 6/24.
- Posted a 2.08 ERA (8.2IP/2ER) in eight outings during June for the Mud Hens.
- Held Triple-A right-handers to a .185 batting average, Triple-A left-handers hit .277.
- Sidelined for the remainder of the season on 8/22 with right shoulder bursitis.

Sborz's Career Highlights

2009: Compiled a 2-2 record, 2.27 ERA (31.2IP/8ER) and 35 strikeouts in 17 outings during the 2009 season between Single-A Lakeland, Double-A Erie and Triple-A Toledo...Appeared in five games with Erie before being transferred to Lakeland on 5/12; saw action in one game with Lakeland before he was transferred back to Erie on 5/27...Did not allow a run in six straight outings 6/9-26, fanning 14 batters in eight scoreless innings...Transferred from Erie to Toledo on 6/29 and was limited to two outings with the Mud Hens due to two separate stints on the disabled list...Sidelined 7/2-24 and 7/26-9/8 with a left oblique muscle strain...Named the 21st-best prospect in the Tigers organization following the season by *Baseball America*.

2008: Assigned to Lakeland on 4/30 and appeared in 40 games...Compiled a 0.47 ERA (19.0IP/1ER) and 14 strikeouts over a 12-outing stretch from 6/5-7/9...Posted a 0.93 ERA (9.2IP/1ER) over his final eight appearances of the season 8/8-29...Held lefthanded batters to a .200 batting average (14-for-70) while righties hit .236 (30-for-127).

2007: Missed the first three months of the season with a tendon injury...Assigned to the GCL Tigers as part of an injury rehabilitation assignment 6/25-7/23...Saw action in five games before he was assigned to Single-A Oneonta for the remainder of the season after being reinstated from the disabled list on 7/23.

2006: Limited to three outings with Single-A West Michigan before landing on the disabled list on 5/16 for the remainder of the season with right shoulder tendinitis.

2005: Began the season with West Michigan, seeing action in 21 relief outings before he was transferred to Oneonta on 6/20 for the remainder of the season...Sidelined 7/21-8/10 with a left hamstring strain.

2004: Tied for second in the Gulf Coast League with 62 strikeouts for the GCL Tigers...Led the GCL with nine home runs allowed and 44 walks allowed, while he finished third with 60.1 innings pitched...Named the 27th-best prospect in the Tigers organization following the season by *Baseball America*.

2003: Made his professional debut with the GCL Tigers after being selected by Detroit in the second round of the June 2003 draft...Rated as the eighth-best draft-eligible right-handed pitching prospect prior to the draft by *Baseball America*...Rated as possessing the third-best fastball among draft-eligible high school pitchers by the publication...Named the ninth-best prospect in the Tigers organization and 16th-best prospect in the Gulf Coast League following the season by *Baseball America*.

PERSONAL: Resides in Sun City Center, FL...Pitched for Team USA Youth at the World Youth Championship in Mexico in 2001, earned one win in two appearances and won a gold medal...Finished 7-2 with a 0.64 ERA and 133 strikeouts in 66 innings as a senior at Langley High School in Virginia in 2003...Shared Most Valuable Player honors with Eric Duncan of Seton Hall Prep in the inaugural All-American Baseball Game on June 9, 2003, tossing two scoreless innings and fanning five batters to help the East to an 8-4 win over the West...Signed by Bill Buck (Tigers)...Last name is pronounced Sborz, similar to spores.

Sborz's Career Transactions

- Selected by the Detroit Tigers in the second round of the 2003 June free agent draft.
- Signed by the Atlanta Braves as minor-league free agent on November 20, 2010.





JORDAN SCHAFER

FULL NAME: Jordan J. Schafer

BATS: Left **THROWS:** Left

M.L. Service: 0.165

HEIGHT: 6-1 **WEIGHT:** 200

BORN: 9/4/86 in Hammond, IN

ACQUIRED: Selected by the Braves in the third round of the 2005 June draft.

CONTRACT STATUS: Signed through 2011.

OUTFIELDER

1

Schafer's Complete Record

Year	Club	AVG	G	AB	R	H	2B	3B	HR	RBI	SH	SF	HP	BB	SO	SB-CS	OBP	SLG	E
2005	GCL Braves	.203	49	182	18	37	12	3	3	19	1	3	1	13	49	13-6	.256	.352	3
2006	Rome	.240	114	388	49	93	15	7	8	60	5	0	1	28	95	15-9	.293	.376	2
2007	Rome	.372	30	129	16	48	15	2	5	20	0	0	0	16	31	4-4	.441	.636	0
	Myrtle Beach	.294	106	436	70	128	34	8	10	43	3	1	1	40	95	19-11	.354	.477	3
2008	Mississippi	.269	84	297	46	80	18	6	10	51	0	0	3	49	88	12-5	.378	.471	0
2009	Gwinnett	.229	9	35	6	8	0	0	2	3	0	1	0	2	10	3-1	.263	.400	0
	Atlanta	.204	50	167	18	34	8	0	2	8	0	1	0	27	63	2-1	.313	.287	0
2010	Rome#	.273	6	22	4	6	2	0	1	4	0	0	0	4	5	1-1	.385	.364	0
	Mississippi#	.175	18	63	7	11	3	0	0	5	0	1	0	8	12	1-1	.264	.222	0
	Gwinnett#	.201	52	189	16	38	5	1	1	8	5	1	0	14	47	9-8	.255	.254	2
Minor Totals		.258	468	1741	232	449	104	27	39	210	14	7	6	174	432	78-46	.326	.416	10
Major Totals		.204	50	167	18	34	8	0	2	8	1	0	0	27	63	2-1	.313	.287	0

Bold indicates led league; # Injury rehabilitation assignment.

Schafer's 2010 Season Recap

- Placed on the 15-day disabled list on 3/26 while recovering from wrist surgery in 2009.
- Began rehabilitation assignment at Rome on 5/3 where he hit .273 (6-for-22) with two 2B and two SB.
- Rehabilitation assignment was transferred to Mississippi on 5/11 where he hit .294 (5-for-17).
- Rehabilitation assignment was transferred to Gwinnett on 5/15 where he hit .200 (3-for-15).
- Reinstated from 15-day DL on 5/17 and was optioned to Gwinnett on 5/19. Was transferred to Mississippi on 7/23.
- Placed on Mississippi's disabled list on 8/2 and was reinstated on 8/9. Was again placed on Mississippi's disabled list on 8/19 until the end of the season.
- Hit a combined .201 (55-for-274) with 10 doubles, one triple, one home run, 14 RBI and 12 stolen bases between Rome (A), Mississippi (AA) and Gwinnett (AAA).
- Committed just two errors the entire season, while playing the majority of his games in center field.

Schafer's Career Highlights

2009: Made his Major League debut in CF on 4/5 at PHI and became the first Brave to make his MLB debut as a starter on Opening Day since LF Rufino Linares in 1981 vs. CIN...Became the first player in baseball history to homer in his first Major League plate appearance on Opening Day against the defending World Champions and the 10th Brave to homer in his MLB debut...Entered the season as the Braves third-best prospect and the organization's Best Athlete, Best Defensive Outfielder and Best Outfield Arm by Baseball America...Was optioned to Gwinnett (AAA) on 6/2, where he appeared in nine games...Had season-ending surgery on his left wrist on 9/5.

2008: Spent the season with Mississippi (AA) after serving a 50-game suspension for violating baseball's performance-enhancing drug policy, going on the restricted list from 4/8-5/31...ESPN.com named him the Braves' fourth-best prospect and 67th-best overall in the minors and as the eighth-best centerfield prospect in all of the minors...Tied for sixth among Braves farmhands with six triples...Was named the Mississippi Player of the Month for August, hitting .323 (32-for-99) with 6 HR, 20 RBI, 7 2B and 18 R in 29 games...Hit .276 (29-for-105) with one HR and nine RBI in 27 games with Navojia in the Mexican Winter League.

2007: His 176 total base hits were the most hits by any player in all of minor league baseball...His combined totals led all Braves' minor leaguers in runs (86), hits and doubles (49), ranked second in triples (10) and OPS (.892), third in batting average (.312), tied for sixth in home runs (15) and stolen bases (23) and was ninth in runs batted in (63)...Started the season with Rome (A) and hit safely in 26 of 30 games and had 16 multi-hit games and a .441 on-base percentage...Named Rome's April Player of the Month, hitting .364 with 4 HR, 17 RBI and 12 R...Started his time with the Pelicans on an eight-game hitting streak, 5/7-14...Finished second on Myrtle Beach with 128 total hits, 10th-best in a single-season for a Pelican...Named as the Braves' top prospect by *Baseball America* following the season...Named to *Baseball America* High Class A All-Star team...Was a

Carolina League Post-Season All-Star...Named Pelicans team MVP, hitting .294 with 10 HR and 43 RBI with 70 R and 19 SB...Was Myrtle Beach's Player of the Month in July, hitting .318 with 3 HR, 11 RBI and 5 SB...Was third in the Carolina League with eight triples and was fifth with a .294 avg. and 34 doubles...Played for Peoria in the Arizona Fall League and hit .324 with 34 hits and 16 RBI...Named to the AFL All-Prospect Team, AFL Rising Stars Team and AFL Player of the Week, ending 10/15.

2006: Ranked second in the Braves' system with seven triples and tied for fifth with 60 RBI...Ranked the 27th-best Braves prospect by *Baseball America* and as the Braves' Best Defensive Outfielder...Second on the team in games played, fourth in hits, third in RBI and fourth in slugging...In 112 games in CF he committed only two errors.

2005: Made his professional debut on 6/24 against the GCL Yankees, going 0-3...In July hit .292 with 28 hits and 13 RBI...Had two four-hit games (7/5 and 7/12 both vs. GCL Tigers).

PERSONAL: Resides in Haines City, FL...Attended Winter Haven (FL) HS...Signed by Gregg Kilby.

Early Impact

Braves who homered in their Major League debut:

Player	Year
Joe Harrington	1895 - BOS
Johnny Bates	1906 - BOS
Joe Mack	1945 - BOS
Sam Jethroe	1950 - BOS
Chuck Tanner	1955 - MIL
Bob Horner	1978 - ATL
Jermaine Dye	1996 - ATL
Marty Malloy	1998 - ATL
Jeff Francoeur	2005 - ATL
Jordan Schafer	2009 - ATL
Jason Heyward	2010 - ATL

Schafer's Career Transactions

- Selected by the Atlanta Braves in the third round of the 2005 June draft.
- On Atlanta disabled list (left wrist) September 4, 2009 to the end of the season.
- On Atlanta disabled list (left wrist) March 26 to May 17; included injury rehabilitation assignments to Rome, Mississippi and Gwinnett.

Schafer's Career Highs

Most Runs: 2, four times last: 5/29/09 at ARI

Most 2Bs: 2, twice, last: 4/21/09 at WSH

Most HRs: 1, twice, last: 4/8/09 at PHI

Most Walks: 3, 4/29/09 vs. STL


Longest Hitting Streak: 3 games, twice, last: 5/19-5/21/09

Most Hits: 3, twice, last: 4/19/09 at PIT

Most 3Bs: None

Most RBI: 2, three times, last: 5/20/09 vs. COL

Most SBs: 1, twice, last: 5/30/09 at ARI





BRAEDEN SCHLEHUBER

FULL NAME: Braeden Kenneth Schlehuger

BATS: Right **THROWS:** Right

M.L. Service: 0.000

HEIGHT: 6-2

WEIGHT: 205

BORN: 1/7/88 in Bountiful, UT

ACQUIRED: Selected by the Braves in fourth round of the 2008 June free agent draft.

CONTRACT STATUS: Signed through 2011.

Non-Roster Invitee

CATCHER

74

Schlehuger's Complete Record

Year	Club	AVG	G	AB	R	H	2B	3B	HR	RBI	SH	SF	HP	BB	SO	SB-CS	OBP	SLG	E
2008	GCL Braves	.268	41	123	18	33	4	0	0	11	0	1	8	10	27	7-2	.359	.301	2
2009	Rome	.199	100	351	41	70	23	0	5	37	3	2	14	18	59	5-1	.265	.308	8
2010	Rome	.221	48	154	17	34	6	0	1	15	3	2	8	6	20	2-2	.282	.279	7
	Myrtle Beach	.115	27	87	9	10	1	1	2	6	2	0	2	4	12	0-0	.172	.218	3
Minor Totals		.206	216	715	85	147	34	1	8	69	8	5	32	38	118	14-5	.275	.290	20

Schlehuger's 2010 Recap

- Began the season with Rome (A) before being promoted to Myrtle Beach (High-A) in mid-July.
- Hit .302 (16-for-53) with three doubles, a home run and seven RBI in 18 June contests.
- Legged out his first triple as a professional on 7/30 vs. WS.
- Combined to hit .183 (44-for-241) with three home runs and 21 RBI between Rome and Myrtle Beach.

Schlehuger's Career Highlights

2009: Appeared in a career-high 100 games (74 at catcher, 25 at DH) for Rome (A)...Was hit a team-high 14 times...His 23 doubles ranked second and his 37 RBI ranked fourth on the team...Batted from every spot in the lineup but eighth or ninth (hit mostly while batting fifth, 117 AB)...Hit .195 (51-for-261) as catcher and .202 (18-for-89) as a designated hitter...In extra innings, hit at a .750 (3-for-4) clip with one home run and two RBI...Hit .171 (30-for-172) at home and .223 (40-for-179) on the road.

2008: Appeared in 41 games for the GCL Braves...Played in 36 games at catcher, four games at DH and one game at second base...Following the season, was rated the 18th-best prospect in the Braves organization by *Baseball America*.

PERSONAL: Resides in Farmington, UT...Attended CC of Southern Nevada...Signed by Tom Battista.

Schlehuger's Career Transactions

- Selected by the Atlanta Braves in the fourth round of the 2008 June free agent draft.



GEORGE SHERRILL

FULL NAME: George Friedrich Sherrill

BATS: Left

THROWS: Left

M.L. Service: 5.147

HEIGHT: 6-0

WEIGHT: 210

BORN: 4/19/77 in Memphis, TN

ACQUIRED: Signed by the Braves as a free agent on December 10, 2010.

CONTRACT STATUS: Signed through 2011.

PITCHER

52

Sherrill's Complete Record

Year	Club	W-L	ERA	G	GS	CG	SHO	SV	IP	H	R	ER	HR	HB	BB	SO	WP	BK
2003	San Antonio	3-0	0.33	16	0	0	0	0	27.1	19	2	1	1	0	12	31	0	0
2004	Tacoma	4-2	2.32	36	0	0	0	13	50.1	42	13	13	4	0	9	62	0	0
	Seattle	2-1	3.80	21	0	0	0	0	23.2	24	12	10	3	1	9	16	4	1
2005	AZL Mariners	0-0	0.00	3	2	0	0	0	4.0	0	0	0	0	0	0	5	0	0
	Tacoma	1-3	2.28	22	0	0	0	7	23.2	19	7	6	0	0	6	38	1	0
	Seattle	4-3	5.21	29	0	0	0	0	19.0	13	12	11	3	1	7	24	0	0
2006	Seattle	2-4	4.28	72	0	0	0	1	40.0	30	19	19	0	0	27	42	0	0
2007	Seattle	2-0	2.36	73	0	0	0	3	45.2	28	12	12	4	1	17	56	1	1
2008	Baltimore	3-5	4.73	57	0	0	0	31	53.1	47	28	28	6	1	33	58	1	0
2009	Baltimore	0-1	2.40	42	0	0	0	20	41.1	34	11	11	3	2	13	39	0	0
	Los Angeles	1-0	0.65	30	0	0	0	1	27.2	19	2	2	1	0	11	22	1	0
2010	Inland Empire#	0-0	4.50	2	1	0	0	0	2.0	3	1	1	0	0	0	2	0	0
	Albuquerque#	0-0	0.00	2	1	0	0	0	1.2	2	0	0	0	0	0	3	0	0
	Los Angeles	2-2	6.69	65	0	0	0	0	36.1	46	28	27	4	1	24	25	1	0
Minor Totals		8-5	1.73	81	4	0	0	20	109.0	85	23	21	5	0	27	141	1	0
A.L. Totals		13-14	3.67	294	0	0	0	55	223.0	176	94	91	19	6	106	235	6	2
N.L. Totals		3-2	4.08	95	0	0	0	1	64.0	65	30	29	5	1	35	47	2	0
Major Totals		16-16	3.76	389	0	0	0	56	287.0	241	124	120	24	7	141	282	8	2

#Injury rehabilitation assignment

Sherrill's Division Series Record

Year	Club, Opp.	W-L	ERA	G	GS	CG	SHO	SV	IP	H	R	ER	HR	HB	BB	SO	WP	BK
2009	LAD vs. STL	1-0	3.86	3	0	0	0	0	2.1	1	1	1	0	1	1	0	0	0

Sherrill's League Championship Series Record

Year	Club, Opp.	W-L	ERA	G	GS	CG	SHO	SV	IP	H	R	ER	HR	HB	BB	SO	WP	BK
2009	LAD vs. Phil.	0-0	13.50	3	0	0	0	0	2.0	2	3	3	1	2	3	2	1	0

Sherrill's All-Star Game Record

Year	Club, Site	W-L	ERA	G	GS	CG	SHO	SV	IP	H	R	ER	HR	HB	BB	SO	WP	BK
2008	A.L., NYY	0-0	0.00	1	0	0	0	0	2.1	1	0	0	0	0	0	2	0	0

Sherrill's Major League Fielding Record

Year	Position	PCT	G	PO	A	E	TC	DP
2004	Pitcher	1.000	21	0	4	0	4	0
2005	Pitcher	1.000	29	1	3	0	4	0
2006	Pitcher	1.000	72	0	7	0	7	0
2007	Pitcher	.857	73	0	6	1	7	0
2008	Pitcher	.750	57	1	2	1	4	0
2009	Pitcher	1.000	72	1	4	0	5	0
2010	Pitcher	1.000	65	0	4	0	4	0
Pitcher Totals		.943	389	3	30	2	35	0

Sherrill's Major League Batting Record

Year	Club	AVG	G	AB	R	H	2B	3B	HR	RBI	SH	SF	HP	BB	SO	SB	CS	E
2010	Los Angeles	---	62	0	0	0	0	0	0	0	0	0	0	1	0	0	0	0
Major Totals		---	113	0	0	0	0	0	0	0	0	0	0	1	0	0	0	2

Sherrill's 2010 Season Recap

- Spent his first full season in Los Angeles, finishing with a 2-2 record and a 6.69 ERA (27 ER/36.1 IP) in a team-high 65 games.
- Limited left-handers to a .192 batting average (14-for-73) and five extra-base hits.
- At home, held batters to a .262 average (17-for-65) and only one home run over 28 games.
- On one day's rest, posted a 2.84 ERA (4 ER/12.2 IP) in 19 games.
- In August, he posted a 4.70 ERA (4 ER/7.2 IP) and held hitters to a .179 average.
- Won his first game of the season on 7/24 vs. NYM after tossing a scoreless 13th inning before James Loney's walk-off homer.

Sherrill's Career Highlights

2009: Was acquired from Baltimore in exchange for minor leaguers Josh Bell and Steve Johnson on 7/30...Finished with an overall record of 1-1 with a 1.70 ERA in 72 games between BAL and LAD...Made his Dodger debut on 7/31 at ATL and fired a scoreless inning of relief, that frame began a string of 14.1 scoreless innings to begin his Dodger career...Left-handers went just 10-for-78 against him (.128), including 4-for-33 (.121) as a Dodger...In August, appeared in 14 games and posted a 0.63 ERA (1 ER/14.1 IP), while holding batters to a .226 average...In September, went 1-0 and allowed just one run in 12.1 innings pitched (0.73 ERA)...Posted a 0.61 ERA at Dodger Stadium in 16 games...Limited hitters to a .137 average (7-for-51) at Chavez Ravine...Overall, held cleanup hitters to a .048 average on the season (1-for-21)...Since joining the Dodgers on 7/30, had the third-lowest ERA (0.65) among all big league pitchers with 15.0 or more innings pitched...Saved his first and only game with the Dodgers on 8/22, firing a scoreless ninth against CHC...Became the fourth Tennessee-born pitcher in Los Angeles Dodger history, joining Claude Osteen (339 games), pitching coach Rick Honeycutt (128) and Greg McMichael (12).

2008: Saved 31 games, finishing seventh in the AL, and set career-highs with 53.1 innings pitched & 58 strikeouts...Selected to his first career All-Star team and pitched 2.1 scoreless innings (H, 2K) in the AL's 4-3, 15-inning win...His 31 saves tied him for second place in team history for most saves by a first year Oriole (Lee Smith, 33 in 1994 & Randy Myers, 31 in 1996)...Held left-handed hitters to a .190 average (12-for-63) and a .534 OPS...Went 2-4 with 28 saves in 43 games before the All-Star break...Posted a 1.89 ERA with 12 saves and 19 strikeouts in 20 games against the 2008 playoffs team...Had a 3.03 ERA in 37 save situations...Went 1-0 with nine saves in his first 11 games for the O's, 4/2-26, before suffering his first blown save on 4/28...According to the Elias Sports Bureau, he became only the sixth pitcher in baseball history (the first since Joe Nathan in 2005) to earn a save by striking out the final three batters of the game, all with the bases loaded, when he earned the save over CHC on 6/24...Placed on the 15-day DL with left shoulder inflammation on 8/19, retroactive to 8/16.

2007: Led Seattle and tied for seventh in the AL with 73 appearances...From 2006-07, made 145 appearances, which tied Scot Shields for the most in the AL over that time...Averaged 11.04 strikeouts/9.0 IP, fourth best among AL relievers...Limited opponents to a .179 (28-156) batting average, third lowest among AL relievers...Held lefties to a .156 (14-90) mark...Led the Mariners and ranked seventh in the AL with 22 holds, the fifth highest total in Seattle history...Among AL relievers with at least 50 appearances, ranked 11th with a 2.36 ERA...His 73 appearances tied for the third highest total in Seattle history...Became the third pitcher in club history to record back-to-back seasons with 70 or more appearances, joining Norm Charlton (1996-97) and Arthur Rhodes (2000-01)...Retired 20-of-21 batters faced, including 19 consecutive, from 4/4-5/2 (6.2IP, 0ER)...Allowed a three-run homer to NYY's Johnny Damon on 5/4, his first homer allowed since 9/18/05, a span of 88 games...Inherited 71 runners, second most in the AL behind CWS' Boone Logan (78)...Went 1-0 with one save and a 1.21 ERA in 38 appearances at Seattle's Safeco Field.

2006: Pitched in 72 games in his first full Major League season, tying J.J. Putz for the team lead in appearances...Was the only pitcher in the Majors to work 40.0 or more innings and not allow a home run...Among Seattle pitchers, only RHP Calvin Jones (1991) worked more innings and gave up no homers...Was just one of four pitchers in baseball history to make 70 or more appearances and pitch in 40.0 or fewer innings...Inherited a staff-high 59 runners, ranking fifth in the AL, allowed just 14 to score (23.7%), ranking 11th in the AL...Had a 2.45 ERA at home and a 5.82 mark on the road...Opponents hit .213 off him, including .143 by left-handed batters...Was 2-1 with a 3.42 ERA prior to the All-Star break and went 0-3 with a 5.51 ERA after the break...Notched first Major League save on 4/5 vs. LAA.

2005: Started the year with Tacoma (AAA) but was recalled by Seattle on 5/15...Optioned back to Tacoma on 5/16 and was recalled for a second time on 7/31...Stranded 23-of-26 inherited runners (88%) with Seattle...Ranked second among Seattle relievers with four wins...Did not allow an earned run in 22-of-29 appearances...Limited opposing hitters to a .194 batting average, including a .156 mark by left-handed hitters...Mariners were 11-2 in his 13 appearances...Was on Tacoma's disabled list while 5/25-7/15 with a left shoulder strain.

2004: Had his contract selected from Tacoma (AAA) on 7/15...At the time of his promotion, was tied for seventh in the Pacific Coast League with 13 saves...Made his Major League debut on 7/16 vs. CLE, allowing two runs in 1.0 inning...Suffered a 5-4 loss in the second game of a doubleheader at BAL on 8/3 for first big league decision...Earned his first Major League win on 8/11 vs. MIN with 1.1 scoreless innings...Had six consecutive

scoreless outings over 8.0 IP from 8/6-25...Was shut down for the season after his outing on 9/6 because of workload...Held lefties to a .239 average (11-for-46) at the big league level.

2003: Began his second season with Winnipeg in the independent Northern League before signing as a minor league free agent with Seattle on 7/2...Went 1-0 and posted a 1.33 ERA in 16 games (16.0 IP, 2R/ER) with Winnipeg...Allowed just eight hits and four walks while striking out 30 batters.

2002: Pitched for Winnipeg in the Northern League, going 3-5 with a 3.07 ERA in 38 games (14 ER/41.0 IP).

2001: Pitched for Sioux Falls in the Independent Northern League, appearing in 48 games with two starts...Went 4-4 with a 2.45 ERA (16 ER/58.2IP).

2000: Made 13 starts in his second season with independent Evansville, going 3-5 with a 4.66 ERA.

1999: Began his professional career with Evansville of the Independent Frontier League...Went 2-4 with a 3.15 ERA in 22 games including four starts (14 ER/20.0 IP)...Had one complete game shutout and earned two saves.

PERSONAL: Resides in Murray, UT with his wife Lindsay...Graduated from Austin Peay State University in 2000...Pitched in the independent leagues for five seasons from 1999-2003 - appeared with Evansville, Winnipeg and Sioux Falls...Signed by Charley Kerfeld (Mariners).

Sherrill's Career Transactions

- Signed by the Seattle Mariners as a non-drafted free agent on July 2, 2003.
- Acquired by the Baltimore Orioles along with OF Adam Jones, RHP Chris Tillman, RHP Kam Mickolio and INF Tony Butler from the Seattle Mariners in exchange for LHP Erik Bedard on February 8, 2008.
- On Baltimore disabled list (left shoulder inflammation) from August 16 to September 11, 2008.
- Acquired by the Los Angeles Dodgers from the Baltimore Orioles in exchange for INF Josh Bell and RHP Steve Johnson on July 20, 2009.
- On Los Angeles disabled list (back tightness) from May 24 to June 8, 2010; included injury rehabilitation assignments to Inland Empire (A) and Albuquerque (AAA).
- Signed by the Atlanta Braves as a free agent on December 10, 2010.

Sherrill's Season & Career Highs

2010 Season

Most IP: 1.1, 4/24 at WSH
Most Hits: 3, 5/2 vs. PIT
Most Runs: 3, twice, last: 9/26 at ARI
Most Walks: 3, twice, last: 8/31 vs. PHI
Most HRs: 1, four times, last: 9/26 at ARI
Most Strikeouts: 2, four times, last: 10/1 vs. ARI

Career

Most IP: 2.1, 7/20/04 vs. BOS
Most Hits: 4, 4/14/09 at TEX
Most Runs: 4, 10/2/05 vs. OAK
Most Walks: 3, four times, last: 8/31/10 vs. PHI
Most Home Runs: 1, 24 times, last: 9/26/10 at ARI
Most Strikeouts: 3, 11 times, last: 7/30/09 at ATL





JESUS SUCRE

FULL NAME: Jesus Marcelo Sucre

BATS: Right **THROWS:** Right

HEIGHT: 6-0

WEIGHT: 200

M.L. Service: 0.000

BORN: 4/30/88 in Cumana, Sucre, VZ

ACQUIRED: Signed by the Braves as a non-drafted free agent on May 25, 2005.

CONTRACT STATUS: Signed through 2011.

Non-Roster Invitee

CATCHER

72

Sucré's Complete Record

Year	Club	AVG	G	AB	R	H	2B	3B	HR	RBI	SH	SF	HP	BB	SO	SB-CS	OBP	SLG	E
2005	DSL Braves	.214	19	70	6	15	0	0	2	7	1	0	1	5	10	0-1	.276	.300	3
2006	DSL Braves	.278	35	133	20	37	8	1	1	16	0	1	2	9	12	1-1	.331	.376	3
2007	GCL Braves	.221	40	104	8	23	5	0	0	14	1	2	0	7	10	1-1	.265	.269	4
2008	Danville	.182	44	154	14	28	2	0	3	15	1	0	1	7	24	1-1	.222	.253	3
2009	Rome	.325	45	169	14	55	15	0	1	18	0	0	1	6	17	1-4	.352	.432	3
	Myrtle Beach	.259	53	197	17	51	8	1	5	20	0	1	0	8	33	3-1	.286	.386	10
2010	Myrtle Beach	.220	48	191	14	42	9	0	5	22	1	0	1	7	26	1-0	.251	.346	7
	Mississippi	.297	38	145	20	43	11	1	2	12	1	0	0	1	17	0-2	.301	.428	10
Minor Totals		.253	322	1163	113	294	58	3	19	124	5	4	6	50	149	8-11	.286	.357	43

Sucré's 2010 Season Recap

- Began the season with Myrtle Beach (High-A) before being promoted to Mississippi (AA) in mid-June.
- Hit safely in 19 of his first 22 games with Mississippi, including nine multi-hit efforts and hit .360 (31-for-86) with 10 doubles during that stretch.
- Combined to hit .253 (85-for-336) with seven home runs and 34 RBI between Myrtle Beach and Mississippi.
- His seven combined home runs were a career high.

Sucré's Career Highlights

2009: Split time between Rome (A) and Myrtle Beach (A)...Hit .325 (55-for-169) with Rome in 45 games...With Rome, hit .450 (18-for-40) vs. lefties and hit .287 (37-for-129) against right handers...Was promoted on 6/25 to Myrtle Beach and went 1-for-4 at Lynchburg...With Myrtle Beach, hit .429 (9-for-21) as a designated hitter and .241 (42-for-174) at catcher...His 38 combined RBI were professional highs...Was named Rome's Player of the Month for May (.389, 1 HR, 8 2B, 10 RBI).

2008: Started 34 games at catcher and hit .182 (28-for-154) in first full season at Danville...Was a perfect 3-for-3 with one RBI 8/3 at PUL.

2007: Played the entire season for the GCL Braves and appeared in 40 games, 33 as catcher...Made his first professional appearances at positions other than catcher or DH (appeared in 1 game each at 2B and 3B).

2006: Named by the organization as the DSL Player of the Year as well as Player of the Month for July (.388, 19-for-49, 10 R, 5 2B, 8 RBI, 6 BB, 0 K) and August (.222, 8-for-36, 5 R, HR, 5 RBI).

2005: Signed as a non-drafted free agent on 5/25 and appeared in 19 games for the DSL Braves.

PERSONAL: Resides in Cumana, Sucré, VZ...Signed by Julian Perez, Rolando Petit and Jose Leon.

Sucré's Career Transactions

- Signed by the Atlanta Braves as a non-drafted free agent on May 25, 2005.



JULIO TEHERAN

FULL NAME: Julio Alberto Teheran

BATS: Right **THROWS:** Right

HEIGHT: 6-2 **WEIGHT:** 175

BORN: 1/27/91 in Cartagena, Colombia

ACQUIRED: Signed by the Braves as a non-drafted free agent on July 2, 2007.

CONTRACT STATUS: Signed through 2011.

M.L. Service: 0.000

Non-Roster Invitee

PITCHER

66

Teheran's Complete Record

Year	Club	W-L	ERA	G	GS	CG	SHO	SV	IP	H	R	ER	HR	HB	BB	SO	WP	BK
2008	Danville	1-2	6.60	6	6	0	0	0	15.0	18	12	11	2	2	4	17	0	0
2009	Danville	2-1	2.68	7	7	0	0	0	43.2	36	17	13	2	7	7	39	1	0
	Rome	1-3	4.78	7	7	0	0	0	37.2	42	20	20	2	5	11	28	4	0
2010	Rome	2-2	1.14	7	7	0	0	0	39.1	23	8	5	1	5	10	45	1	0
	Myrtle Beach	4-4	2.98	10	10	0	0	0	63.1	56	22	21	6	5	13	76	3	1
	Mississippi	3-2	3.38	7	7	0	0	0	40.0	29	15	15	2	1	17	38	2	0
Minor Totals		13-14	3.20	44	44	0	0	0	239.0	204	94	85	15	25	62	243	11	1

Teheran's 2010 Season Recap

- Enters 2011 as the top prospect in the Braves organization by *Baseball America*.
- Recipient of the 2010 Atlanta Braves Phil Niekro Award (awarded to the top organizational pitcher).
- Recognized by *Baseball America* as having the best fastball in the Braves farm system.
- Was named to *Baseball America's* 2010 Minor League All-Star Team and was selected as the top prospect in the Carolina League.
- Went 9-8 with a 2.59 ERA in 24 starts between Rome (A), Myrtle Beach (High-A) and Mississippi (AA).
- Ranked among the top 10 in several organizational rankings, including wins (T4th, 9), innings pitched (7th, 142.2), strikeouts (2nd, 159), ERA (2.59), and WHIP (3rd, 1.04).
- While playing for Myrtle Beach, posted single-game strikeout totals of 12 (5/19 at WS), 14 (5/31 at FRE) and 12 (6/16 vs. POT).
- While with Mississippi, tossed a combined no hitter (5.2 IP, 3 BB, 7 K) with Tyrelle Harris on 8/2 vs. MOB.
- Participated in the 2010 XM Futures Game as a member of the World Team (1.0 IP, 2 BB, 1 K).
- Was named to the Carolina League Mid-Season All-Star team and garnered Pitcher of the Week honors in both the Carolina (6/21) and Southern (8/09) Leagues.
- Was selected as the organization's Pitcher of the Month for May with Rome (2-0, 0.43 ERA, 4 BB, 24 K) and August Pitcher of the Month for Mississippi (2-1, 2.37 ERA, 11 BB, 30 K).

Teheran's Career Highlights

2009: Rated the 34th-best prospect in the minor leagues according to MLB.com and he was the 63rd-ranked player by ESPN.com...Started a combined 14 contests going 3-4 with a 3.65 ERA between rookie-level Danville and Rome (A)...Selected by the Atlanta organization as the D-Braves July Pitcher of the Month (2-1, 2.55 ERA)...Entered 2010 as *Baseball America's* top prospect in the Appalachian League and the third-best prospect in the Braves organization.

2008: Made six starts and went 1-2 with a 6.60 ERA in first professional season with rookie-level Danville...Won first start of his career on 6/18 vs. BUR (5.0 IP, 5 H, 3 R, 3 ER, 3 K)...Following the season, was rated the ninth-best prospect in the Atlanta organization by *Baseball America*.

2007: Rated the 10th-best prospect in the Braves farm system by *Baseball America*.

PERSONAL: Resides in Cartagena, Colombia...Signed by Johnny Almaraz, Carlos Garcia and Miguel Teheran.

Teheran's Career Transactions

- Signed by the Atlanta Braves as a non-drafted free agent on July 2, 2007.



DAN UGGLA

FULL NAME: Daniel Cooley Uggla
BATS: Right **THROWS:** Right **M.L. Service:** 5.000
HEIGHT: 5-11 **WEIGHT:** 207
BORN: 3/11/80 in Louisville, KY
ACQUIRED: Acquired by the Braves from the Florida Marlins in exchange for LHP Mike Dunn and INF Omar Infante on November 16, 2010.
CONTRACT STATUS: Signed through 2015.

INFIELDER

26

Uggla's Complete Record

Year	Club	AVG	G	AB	R	H	2B	3B	HR	RBI	SH	SF	HP	BB	SO	SB-CS	OBP	SLG	E
2001	Yakima	.277	72	278	39	77	21	0	5	40	1	4	9	20	52	8-4	.341	.406	13
2002	South Bend	.199	53	171	16	34	5	1	2	10	3	2	0	23	34	0-2	.291	.275	12
	Lancaster	.228	54	184	21	42	7	2	3	16	2	2	2	21	51	3-2	.311	.337	13
2003	Lancaster	.290	134	534	104	155	31	7	23	90	11	6	11	46	105	24-9	.355	.504	23
2004	Lancaster	.336	37	140	29	47	13	3	6	38	1	0	4	17	21	2-4	.422	.600	8
	El Paso	.258	83	294	29	76	12	2	4	30	2	2	4	15	55	10-7	.301	.353	14
2005	Tennessee	.297	135	498	88	148	33	3	21	87	3	2	14	52	103	15-8	.378	.502	25
2006	Florida	.282	154	611	105	172	26	7	27	90	7	8	9	48	123	6-6	.339	.480	15
2007	Florida	.245	159	632	113	155	49	3	31	88	4	11	13	68	167	2-1	.326	.479	11
2008	Florida	.260	146	531	97	138	37	1	32	92	0	3	8	77	171	5-5	.360	.514	13
2009	Florida	.243	158	564	84	137	27	1	31	90	1	4	7	92	150	2-1	.354	.459	16
2010	Florida	.287	159	589	100	169	31	0	33	105	0	5	2	78	149	4-1	.369	.508	18
Minor Totals		.276	568	2100	326	579	122	18	64	311	23	18	44	194	421	62-36	.347	.442	108
Major Totals		.263	776	2927	499	771	170	12	154	465	12	31	39	363	760	19-14	.349	.488	73

Uggla's All-Star Game Record

Year	Club, Site	AVG	G	AB	R	H	2B	3B	HR	RBI	SH	SF	HP	BB	SO	SB-CS	OBP	SLG	E
2006	N.L., Pit.																		
2008	N.L., NYY	.000	1	4	0	0	0	0	0	0	0	0	0	0	3	0-0	.000	.000	3
All-Star Totals		.000	1	4	0	0	0	0	0	0	0	0	0	0	3	0-0	.000	.000	3

Uggla's Major League Fielding Record

Year	Position	PCT	G	PO	A	E	TC	DP
2006	Second Base	.980	151	314	423	15	752	112
2007	Second Base	.985	158	323	402	11	736	111
2008	Second Base	.981	144	297	390	13	700	82
2009	Second Base	.977	158	264	426	16	706	95
2010	Second Base	.976	158	312	415	18	745	84
Second Base Totals		.980	769	1510	2056	73	3639	484

Uggla's Career Recap

- Was acquired by the Braves from the Florida Marlins in exchange for LHP Mike Dunn and INF Omar Infante on 11/16/10 and signed a five-year contract through 2015 on 1/6/11.
- Is the only player in Major League history whose primary position was second base to begin his career with five consecutive 20+ home run seasons. He was tied with the Yankee's Joe Gordon (1938-41) as the only players to have accomplished the feat in four consecutive seasons.
- Since 2006, he leads all second basemen with 154 home runs and enters 2011 ranked third among active second basemen in home runs.
- Became the first player in Marlins history to own five consecutive 20+ home run campaigns. He was tied with Miguel Cabrera (2004-07), Derrek Lee (2000-03) and Preston Wilson (1999-2002), who each had four.
- Left the Marlins as the all-time home run leader with 154; Mike Lowell (143) ranks second.
- Became the quickest second baseman in Major League history to reach 100 home runs in career games played (509), besting Alfonso Soriano's record of 536 games.
- He is the only player in Major League history, whose primary position is second base, to be a franchise leader in home runs (The highest any other 2B ranks on an organization's all-time home run list is third).
- Became the first Marlin ever with four 30-home run seasons. Miguel Cabrera is the only other Marlin with three seasons (2004, '05, '07) of 30+ home runs.
- Became the first second baseman in Major League history with four 30-homer seasons. Only four other second basemen have had three 30-homer seasons: Rogers Hornsby (1922, '25, '29), Jeff Kent (1998, 2000, '02), Alfonso Soriano (2002, '03, '05) and Chase Utley (2006, '08, '09).

Ugla's 2010 Season Recap

- Earned his first Silver Slugger Award as he lead National League second baseman in home runs and RBI.
- Established career-highs in average (.287), home runs (33) and RBI (105) for the Marlins and ranked fifth in the National League in home runs and RBI, while leading the Club in both categories.
- Among NL leaders, was tied for seventh in runs (100), tied for eighth in multi-hit games (50) and total bases (299), and ranked 10th in walks (78).
- Homered twice on 5/14 vs. NYM, marking his 10th career multi-homer game and had a second multi-homer game on 7/27 at SF. His 11 career multi-home run games tied Mike Lowell for the most in Marlins history.
- In six games from 5/14-19, five of his eight hits were home runs.
- Had a career-best 12-game hitting streak from 8/7-20, posting a .444 (20-for-45) average with four home runs and 13 RBI during the stretch.
- Posted 30-hit months in both July and August, batting .316 (30-for-95) in July and .319 (30-for-94) in August. Fourteen of his 33 home runs came in those two months: July (8) and August (6).
- Ranked seventh in the NL with a .308 (94-for-305) road batting average. Hit just .264 (75-for-284) at Sun Life Stadium.

Ugla's Career Highlights

2009: Set a career high and led the Marlins with 92 walks, while also leading the club in home runs (31)...Homered in three consecutive games from 9/9-11, marking the second time on the season and fifth time in his career he had homered in three straight contests - also homered in three straight games from 5/20-21...Became the third Marlin in club history to homer in each game of a doubleheader on 5/20 vs. ARI, joining Jorge Cantu (5/25/08) and Josh Willingham (7/30/06)...Both home runs that day came off D'Backs pitcher Jon Rauch...According to home run guru David Vincent, Ugla is only the fifth player since World War II to homer off the same pitcher in both games of a doubleheader joining Willie Mays off Vern Law (9/20/55), Gus Bell off Bob Miller (5/6/56), Ron Fairly off Mike Cirkins (4/28/70) and Travis Fryman off Roberto Hernandez (4/13/97).

2008: His 32 home runs were tied for second-most on the club with Mike Jacobs...Hit his 32nd home run of the year in the final game of the regular season, 9/28 at NYM in the final game at Shea Stadium...Went 0-for-4 with three strikeouts in 7/15's All-Star Game, it marked his second career All-Star selection (2006)...Hit first career grand slam on 5/10 at WSH, off Joel Hanrahan...Tied for the NL lead with two grand slams...From 4/30-6/17, amassed a career-best 41-game errorless streak...Led the Majors in batting with the bases loaded (min. 15 AB), posting a .524 average (11-for-21) with two home runs and 25 RBI.

2007: Ranked second in NL with 49 doubles behind Matt Holliday (50)...Led all Major League second basemen with 113 runs, 49 doubles, 31 home runs...His 49 doubles marked the most by a second baseman since Brian Roberts (BAL) had 50 doubles in 2004, and the most in the NL since Marcus Giles (ATL) had 49 doubles in 2003...Led Marlins with four multi-homer games.

2006: Finished second among NL rookies in runs (105), home runs (27), RBI (90)...Tied for second among NL rookies in triples (7), third in hits (172), fourth in average (.282) and tied for seventh in doubles (26)...Voted National League's Outstanding Rookie by Major League Baseball Players, and on his behalf the MLB Players Trust contributed \$20,000 to the Lexington (KY) Dream Factory in recognition of his honor...Finished third in the voting for BBWAA's NL Rookie of the Year Award...Established a new Major League record for homers by a rookie second baseman with 27, besting Joe Gordon's mark of 24 in 1938...Established a new Marlins record for home runs by a rookie, breaking Preston Wilson's record of 26 in 1999...Set new club rookie record for RBI by a rookie, passing 79 RBI by Jeff Conine in 1993...Named to National League All-Star team, becoming first Rule 5 pick to make All-Star Game in the year following the draft - he did not see any action in the game...Named co-NL Rookie of the Month for June with teammate Josh Johnson as he batted .309 (21-for-68) with 7 home runs, 15 RBI, and a .706 slugging percentage...Made Major League debut on 4/3 at HOU...Recorded his first career hit with a first-inning single off HOU's Andy Pettitte on 4/4...Went 2-for-3 on 4/13 vs. SD and hit his first Major League home run off Devon Brazelton.

2005: Finished second in the Southern League with 250 total bases and 57 extra-base hits, third with 148 hits and 21 home runs, and

Active Home Run Leaders - 2B

Home run leaders among active second basemen:

Player	Seasons	HR
1. Chase Utley	2003-2010	171
2. Alfonso Soriano	1999-2010	157
3. DAN UGGLA	2006-2010	154
4. Robinson Cano	2005-2010	112
5. Brandon Phillips	2002-2010	110

Compiled by the Elias Sports Bureau

30-Home Run Seasons - 2B

Most 30-homer seasons among second basemen:

Player	No. of Times	Seasons
DAN UGGLA	4	2007-10
Rogers Hornsby	3	1922, 1925, 1929
Jeff Kent	3	1998, 2000, 2002
Alfonso Soriano	3	2002-03, 2005
Chase Utley	3	2006, 2008-09

fourth with 88 runs and 33 doubles...Selected to SL All-Star team...Played for Peoria of the Arizona Fall League, and hit .304 with seven home runs and 22 RBI in 29 games.

2004: Combined to hit .283 with 10 home runs and 68 RBI between Lancaster (A) and El Paso (AA).
2003: Finished with an organization-best 104 runs...Named to California League All-Star team...Finished second in the Diamondbacks system in both homers (23) and RBI (90)...Named California League Player of the Week for 5/5-11.

2002: Combined to hit .214 with five home runs and 26 RBI between South Bend (A) and Lancaster (A).
2001: Earned Northwest League All-Star honors as he batted .277 with five home runs and 40 RBI in 72 games...Finished fourth in the league with 21 doubles.

PERSONAL: Resides in Columbia, TN...Has one son and one daughter...Graduated from Columbia Central High School (TN) in 1998...Attended the University of Memphis...Named to 2001 All-American teams by *Baseball America*, *Baseball Weekly* and *Collegiate Baseball*...Signed by Scott Jaster (Diamondbacks).

Ugla’s Career Transactions

- Selected by the Arizona Diamondbacks in the 11th round of the 2001 June free agent draft.
- Selected by the Florida Marlins from the Arizona Diamondbacks in the Major League Rule 5 Draft on December 8, 2005.
- Acquired by the Atlanta Braves from the Florida Marlins in exchange for LHP Mike Dunn and INF Omar Infante on November 16, 2010.
- Signed a five-year contract through 2015 on January 6, 2011.

Ugla’s Season & Career Highs

2010 Season	Career
Most Runs: 2, 23 times, last: 10/3 vs. PIT	Most Runs: 4, 4/13/06 at WSH
Most Hits: 4, twice, last: 6/24 at BAL	Most Hits: 5, 9/11/06 vs. NYM
Most 2Bs: 2, twice, last: 9/6 at PHI	Most 2Bs: 3, 5/12/07 at WSH
Most 3Bs: None	Most 3Bs: 1, 12 times, last: 5/9/09 at COL
Most HRs: 2, twice, last: 7/27 at SF	Most HRs: 2, 11 times, last: 7/27/10 at SF
Most RBI: 4, twice, last: 8/10 at WSH	Most RBI: 6, 4/22/07 vs. WSH
Most Walks: 3, 6/15 vs. TEX	Most Walks: 4, 8/4/09 at WSH
Most SBs: 1, four times, last: 8/18 at PIT	Most SBs: 1, 19 times, last: 8/18/10 at PIT
Longest Hitting Streak: 12 games, 8/7-20	Longest Hitting Streak: 12 games, 8/7-20/10





ANTHONY VARVARO

FULL NAME: Anthony Michael Varvaro

BATS: Right **THROWS:** Right

HEIGHT: 6-0 **WEIGHT:** 195

BORN: 10/31/84 in Staten Island, NY

ACQUIRED: Claimed by the Braves off waivers from the Seattle Mariners on January 13, 2011.

CONTRACT STATUS: Signed through 2011.

M.L. Service: 0.012

PITCHER

38

Varvaro's Complete Record

Year Club	W-L	ERA	G	GS	CG	SHO	SV	IP	H	R	ER	HR	HB	BB	SO	WP	BK
2006 AZL Mariners	0-2	1.64	5	3	0	0	0	11.0	7	3	2	0	2	5	15	1	0
2007 Wisconsin	4-11	4.69	22	21	0	0	1	103.2	94	67	54	7	9	51	112	16	0
2008 High Desert	3-9	7.12	30	24	0	0	0	122.2	154	105	97	22	13	82	113	10	0
2009 High Desert	0-0	7.04	8	0	0	0	4	7.2	9	6	6	0	0	6	10	1	0
West Tennessee	4-3	2.82	36	0	0	0	8	54.1	30	23	17	1	6	44	63	3	1
2010 West Tennessee	1-3	3.20	31	0	0	0	9	39.1	27	15	14	2	0	21	46	2	0
Tacoma	0-0	5.26	19	0	0	0	0	25.2	24	17	15	1	4	14	26	3	0
Seattle	0-1	11.25	4	0	0	0	0	4.0	6	5	5	2	0	6	5	1	0
Minor Totals	12-28	5.06	151	48	0	0	22	364.1	345	236	205	33	34	223	385	36	1
Major Totals	0-1	11.25	4	0	0	0	0	4.0	6	5	5	2	0	6	5	1	0

Varvaro's 2010 Season Recap

- Recalled from Tacoma (AAA) on 9/22 following the playoffs.
- Made Major League debut on 9/24 at TB, struck out two and walked one in 1.0 scoreless inning.
- Started the year with West Tennessee (AA) and went 1-3 with 9 saves and a 3.20 ERA in 31 appearances.
- Selected to play in the Southern League All-Star game.
- Promoted to Tacoma on 9/14 and made 19 appearances for the Rainiers (0-0, 5.26).

Varvaro's Career Highlights

2009: Combined to make a career-high 44 appearances, all in relief, with High Desert (A) and West Tennessee (AA)...Named to the Southern League All-Star team...Held opponents scoreless in 26-of-36 appearances...Played for the Peoria Javelinas of the Arizona Fall League and went 1-0 with a 4.05 ERA (6 ER, 13.1 IP) in 10 relief appearances...Started the AFL Championship game, allowing one run and struck out three in 2.0 IP.

2008: Spent season with High Desert (A), appearing in 30 games (24 starts)...Transferred to West Tennessee (AA) on 9/2 for the playoffs and appeared in one game in relief.

2007: Spent season with Wisconsin (A) of the Midwest League...Led the staff with 112 strikeouts, fourth among all Mariners Minor Leaguers...Was on the disabled list with a right elbow strain, 6/20-7/8...Struck out a career-high 11 batters in 5.0 innings, 7/27 vs. Great Lakes...Earned first career save 8/17 vs. Clinton.

2006: Made professional debut making 5 appearances (3 starts) with the AZL Mariners...Limited opponents to a .184 batting average.

PERSONAL: Resides in Staten Island, NY...Graduated from Curtis (NY) High School in June 2002...Was captain of the baseball team his junior and seniors years in high school...Earned first-team All-City honors in baseball as a senior...Threw a no-hitter in the City Playoffs, striking out 15 in the process...Attended St. Johns University...As a senior went 9-3 with a 2.32 ERA...Led the BIG EAST in strikeouts (115) and ranked sixth in the NCAA in K/9.0 IP...Named a 3rd-team All-American by *Collegiate Baseball*...Underwent "Tommy John" surgery on his right elbow on 6/27/05...Signed by David May (Mariners).

Varvaro's Career Transactions

- Selected by the Seattle Mariners in the 12th round of the 2005 June free agent draft.
- Underwent successful "Tommy John" surgery on his right elbow on June 27, 2005.
- Claimed by the Atlanta Braves off waivers from the Seattle Mariners on January 13, 2011.



JONNY VENTERS

FULL NAME: Jonathan William Venters

BATS: Left **THROWS:** Left

M.L. Service: 1.000

HEIGHT: 6-3 **WEIGHT:** 195

BORN: 3/20/85 in Pikeville, KY

ACQUIRED: Selected by the Braves in 30th round of the 2003 June free agent draft; signed May 30, 2004.

CONTRACT STATUS: Signed through 2011.

PITCHER

39

Venters' Complete Record

Year Club	W-L	ERA	G	GS	CG	SHO	SV	IP	H	R	ER	HR	HB	BB	SO	WP	BK
2004 GCL Braves	1-6	5.74	11	8	0	0	0	42.1	53	31	27	3	7	12	54	4	0
2005 Rome	8-6	3.93	23	12	0	0	3	103.0	100	51	45	4	8	52	66	12	0
2006	Injured - Did Not Play																
2007 Myrtle Beach	3-3	3.39	17	12	0	0	1	79.2	60	39	30	4	5	38	64	10	0
2008 GCL Braves#	0-0	4.70	4	4	0	0	0	7.2	10	6	4	1	1	2	10	0	0
Myrtle Beach	1-2	4.08	5	3	0	0	1	17.2	21	12	8	0	1	7	7	2	0
Mississippi	1-0	1.00	3	2	0	0	0	9.0	10	2	1	0	0	5	7	0	0
2009 Mississippi	4-4	2.76	12	12	1	0	0	65.1	60	24	20	2	3	35	40	3	0
Gwinnett	4-7	5.62	17	17	0	0	0	91.1	103	64	57	7	3	42	58	8	0
2010 Gwinnett	1-0	1.35	2	1	0	0	0	6.2	4	1	1	0	0	1	6	0	0
Atlanta	4-4	1.95	79	0	0	0	1	83.0	61	30	18	1	8	39	93	4	0
Minor Totals	23-28	4.11	94	71	1	0	5	422.2	421	230	193	21	28	194	312	39	0
Major Totals	4-4	1.95	79	0	0	0	1	83.0	61	30	18	1	8	39	93	4	0

#Indicates injury rehab assignment.

Venters' Division Series Record

Year Club, Opp.	W-L	ERA	G	GS	CG	SHO	SV	IP	H	R	ER	HR	HB	BB	SO	WP	BK
2010 Atl. vs. SF	0-0	0.00	4	0	0	0	0	5.1	7	0	0	0	0	0	8	0	0

Venters' 2010 Season Recap

- Led all Major League rookie qualifying relievers in ERA (1.95), strikeouts (93), holds (24), appearances (79) and innings pitched (83.0) and was tied for second in opponents average (.203).
- Was named to *Baseball America's* All-Rookie Team.
- Was recalled 4/17 from Gwinnett (AAA); made his Major League debut that night vs. COL by tossing 3.0 scoreless innings.
- Was ejected from 7/17's contest after hitting MIL's Prince Fielder with a pitch, following a warning from home plate umpire Angel Hernandez. His four-game suspension was rescinded following an appeal.
- Suffered a blown save on 7/30 at CIN after allowing his first career HR (in his 60th game) to Joey Votto.
- Earned his first career save on 6/3 at LAD by tossing only one pitch in the ninth inning.

Venters' Career Highlights

2009: Was named a Southern League mid-season All-Star...Was named Mississippi's (AA) Pitcher of the Month for April (0-1, 1.47 ERA, 4 GS, 18.1 IP, 9 BB, 16 K)...Went 2-0 with a 0.00 ERA in June for Mississippi (2 GS, 12.2 IP, 6 BB, 9 K)...His 156.2 innings pitched topped all Braves minor leaguers...Tied for sixth-best in the system with eight wins...Struck out a season-high six batters four times for Gwinnett (AAA).

2008: Opened the season on the disabled list with left elbow tendinitis...Made four rehab appearances with the Gulf Coast League Braves, 7/15-29...Appeared in eight games (five starts) between High-A Myrtle Beach and Double-A Mississippi (2-2-1, 4.86 ERA)...Recorded one win as a starter 8/28 vs. WTN (5.0 IP, 6 H, 1 BB, 4 K) and one in relief 8/4 vs. KIN (3.1 IP, 0 ER)...Converted only save opportunity 8/1 vs. LYN with 2.0 scoreless innings...Posted a 2.90 ERA while going 2-3 in seven starts and one relief appearance for the Honolulu Sharks of the Hawaiian Winter League.

2007: Started 12 games and made five relief appearances for Myrtle Beach...Pitched four hitless innings to earn the save on 6/1...Earned the win with 6.0 scoreless innings, allowing one hit while striking out five on 7/7.

2006: Missed the season recovering from "Tommy John" surgery on his left elbow.

2005: Pitched a career-high 7.0 innings 5/15 and 7/18, earning the win in both contests...Was 3-1 with one save and a 2.39 ERA in July.

PERSONAL: Resides in Berkeley Lake, GA...Attended Indian River (FL) Community College...Signed by Alex Morales and George Martin.

Venters' Career Transactions

- Selected by the Braves in 30th round of the 2003 June free agent draft; signed May 30, 2004.
- Underwent successful "Tommy John" surgery by Dr. James Andrews in Birmingham, Ala., on October 11, 2005.

Venters' Season & Career Highs

Most IP: 3, twice, last: 5/20 vs. CIN

Most Runs Allowed: 4, twice, last: 10/2 vs. PHI

Most ER Allowed: 4, 8/25 at COL

Longest Winning Streak: 4 games, 6/8-8/10

Longest Losing Streak: 4 games, 8/23-present

Most Hits Allowed: 4, 10/2 vs. PHI

Most Walks: 4, 4/28 at STL

Most Strikeouts: 4, 6/6 at LAD

Most HRs Allowed: 1, 7/30 at CIN





ARODYS VIZCAINO

FULL NAME: Arodys Vizcaino

BATS: Right **THROWS:** Right

HEIGHT: 6-0 **WEIGHT:** 190

BORN: 11/13/90 in Yaguata, DR

M.L. Service: 0.000

ACQUIRED: Acquired by the Braves along with OF Melky Cabrera and LHP Mike Dunn from the New York Yankees in exchange for RHP Javier Vazquez and LHP Boone Logan on December 22, 2009.

CONTRACT STATUS: Signed through 2011.

Non-Roster Invitee

PITCHER

70

Vizcaino's Complete Record

Year	Club	W-L	ERA	G	GS	CG	SHO	SV	IP	H	R	ER	HR	HB	BB	SO	WP	BK
2008	GCL Yankees	3-2	3.68	12	6	0	0	0	44.0	38	22	18	5	1	13	48	6	1
2009	Staten Island	2-4	2.13	10	10	0	0	0	42.1	34	18	10	2	1	15	52	2	2
2010	Myrtle Beach	0-0	4.61	3	3	0	0	0	13.2	16	9	7	1	1	3	11	1	1
	Rome	9-4	2.39	14	14	0	0	0	71.2	63	25	19	1	3	9	68	6	2
Minor Totals		14-10	2.83	39	33	0	0	0	171.2	151	74	54	9	6	40	179	15	6

Vizcaino's 2010 Season Recap

- Entered 2011 rated as the seventh-best prospect in the Braves organization by *Baseball America*.
- Began the 2010 season with Rome (A) where he went 9-3 with a 2.34 ERA (18 ER/69.1 IP) in 12 starts before being promoted to Myrtle Beach (High-A).
- His nine victories were fourth-most among Braves farmhands.
- Tossed 34.2 consecutive innings without allowing an earned run (5/18-6/12).
- Was named Rome's Pitcher of the Month for May (5-1, 1.60 ERA).
- Was named to the South Atlantic League Mid-Season All-Star team and garnered Pitcher of the Week honors for the week ending 5/24 (2-0, 14.2 IP, 8 H, 1 R, 0 ER, 14 K).
- Started three games for Myrtle Beach before suffering an elbow injury which sidelined him for approximately two months - prior to the injury, he boasted a 77-to-12 K/BB ratio.
- Was honored by the Braves organization as Rome's Pitcher of the Year.
- Recognized by *Baseball America* as having the best curveball in the Braves farm system as well as the sixth-best prospect in the South Atlantic League following the season.

Vizcaino's Career Highlights

2009: Following the 2009 season, was rated by ESPN.com as the 34th-best overall prospect...Fanned seven batters in each of his first three outings (6/19-30)...Held right-handers to a .169 (14-for-83) average, while lefties hit .256 (20-for-78).

2008: Made his professional debut on 6/20 vs. GCL Indians (5.0 IP, 3 H, 1 ER, 1 BB, 3 K)...Tied for a team high in starts (6)...As a starter: 1-2, 2.89 ERA and .155 (16-for-103) opponents batting average...As a reliever: 2-0, 5.06 ERA and .324 (22-for-68) opponents batting average...Was named the 11th-best prospect in the Gulf Coast League following the season by *Baseball America*.

PERSONAL: Resides in Yaguata, DR...Signed by Alfredo Dominguez (Yankees).

Vizcaino's Career Transactions

- Signed by the New York Yankees as a non-drafted free agent on July 2, 2007.
- Acquired by the Atlanta Braves along with OF Melky Cabrera and LHP Mike Dunn from the New York Yankees in exchange for RHP Javier Vazquez and LHP Boone Logan on December 22, 2009.



MATT YOUNG

FULL NAME: Matthew E. Young

BATS: Left **THROWS:** Right

HEIGHT: 5-8

WEIGHT: 175

M.L. Service: 0.000

BORN: 10/3/82 in Temple, TX

ACQUIRED: Signed by the Braves as a non-drafted free agent on August 23, 2004.

CONTRACT STATUS: Signed through 2011.

OUTFIELDER

17

Young's Complete Record

Year	Club	AVG	G	AB	R	H	2B	3B	HR	RBI	SH	SF	HP	BB	SO	SB-CS	OBP	SLG	E
2005	Rome	.312	114	423	85	132	15	4	6	52	7	2	7	66	65	10-11	.412	.409	2
2006	Myrtle Beach	.281	118	424	65	119	30	2	2	52	9	6	8	71	55	21-10	.389	.375	3
	Mississippi	.220	13	50	3	11	1	0	0	6	1	1	0	7	9	1-1	.310	.240	2
2007	Myrtle Beach	.280	65	243	29	68	7	3	1	18	1	2	4	37	36	14-7	.381	.346	2
	Mississippi	.242	33	95	6	23	4	1	0	15	1	2	0	10	18	0-3	.308	.305	2
2008	Mississippi	.289	135	491	74	142	16	11	3	50	7	2	9	68	62	30-12	.384	.385	5
2009	Mississippi	.289	130	460	81	133	22	10	4	33	3	2	12	94	59	42-16	.421	.407	1
	Gwinnett	.192	7	26	6	5	1	0	1	3	0	0	0	3	5	1-1	.276	.346	0
2010	Gwinnett	.300	134	487	88	146	33	5	3	35	2	2	9	68	62	39-12	.380	.407	5
Minor Totals		.289	749	2699	437	779	129	36	20	264	31	19	47	413	362	158-68	.390	.385	22

Young's 2010 Season Recap

- Spent the entire 2010 season with Gwinnett (AAA), playing in 134 games split between LF (76), CF (31), 2B (27), RF (2), and DH (2).
- Led the entire Braves organization in runs scored (88) and stolen bases (39).
- Ranked among the top 10 in several offensive categories, including average (4th, .300), hits (2nd, 146), doubles (4th, 33) and OPS (8th, .787).
- Was named Gwinnett's Player of the Month for June (.382 avg, 6 2B, 2 3B, .923 OPS).
- Garnered two International League Player of the Week honors (6/28, 8/23).
- Hit .358 (59-for-165) with eight doubles, one triple, five home runs, 24 RBI and 36 runs scored in 45 games for Mayos de Navojoa of the Mexican Pacific (winter) League.

Young's Career Highlights

2009: Named Mississippi's (AA) Player of the Year for second consecutive season...Opened the season with Miss. and earned an end-of-the-season promotion to Gwinnett (AAA) on 9/1...Hit a combined .284 (138-for-486) with 23 2B, 10 3B, 5 HR, 36 RBI and 43 SB...His 42 stolen bases with Miss. were tops in the Southern League and his 43 combined stolen bases led all Braves minor leaguers...Led the organization with 87 runs and was second in SL with 81...Stolen bases by month: April (9), May (2), June (13), July (3), August (15) and September (1)...Tied for the organization lead and placed second in SL with 10 triples...His .284 batting average was ninth-best among Braves minor leaguers and his .825 OPS ranked sixth...Ranked third among Braves farmhands and was sixth in the SL with 138 and 133 hits, respectively...Walked a Mississippi-best 94 times and his 97 total free passes ranked fifth among all minor leaguers...Named to the SL All-Star team...Was rated as the SL "Best Hustler"...Won organizational Player of the Month honors in June when he led the team with a .324 average, 33 hits, eight doubles, 24 walks and 13 stolen bases...Had two, three-steal games, setting a career high 6/6 at MOB and 8/30 vs. WTN...Matched his career high with four hits, 6/18 at CHA...Reached base safely via hit, walk or hit-by-pitch in 39-of-43 games, from 4/15-5/30...In 66 games with the Mayos de Navojoa of the Mexican Pacific (winter) League, hit .315 (76-for-241) with 18 doubles, four triples, eight home runs and 32 RBI...His 21 stolen bases ranked second in the MPL.

2008: Recipient of the "Bill Lucas Award", given to the minor league player who best represents the Braves both on and off the field...Named the Mississippi Player of the Year after leading the organization and the M-Braves and ranking tied for first in the Southern League with 11 triples...His 30 stolen bases ranked fifth in the SL, second in the organization and first on the MS club...Led MS with 142 hits (seventh in the organization), 135 games played and 74 runs scored (seventh in organization)...Was a member of the SL All-Star team...Hit .111 with two runs scored and three RBI in the five-game Southern League Championship Series...Set a SL record by recording a hit in 11 consecutive at-bats 7/24-27...Named Mississippi's July Player of the Month (.317, 5 2B, 3 3B, 15 RBI)...Named the SL Player of the Week, week ending 7/27 (.538, 2 3B, 5 RBI, 4 SB)...Enjoyed a 14-game hitting streak, 4/27-5/11 (.422, 3 3B, 12 RBI)...Hit .370 (40-for-108) with 10 doubles, three triples, one home run and 24 RBI in 29 games for the Mesa Solar Sox of the Arizona Fall League.

2007: Opened the season with Myrtle Beach (A) and was promoted to Mississippi (AA) on 7/20...Spent one month on the disabled list, 4/17-5/18...Played all outfield positions (77) and at second base (10)...Hit .375 (15-for-40) over a 10-game hitting streak, 7/5-18.

2006: Led Braves system with 31 doubles (tied) third with 130 hits, sixth with 68 runs scored and seventh with 58 RBI and 22 SB...Hit .328 (36-for-111) in July with nine doubles and 11 RBI...Walked a team-leading 71 times...Promoted to Mississippi on 8/20.

2005: Selected as Rome's August Player of the Month (.397, 31-for-78, 4 HR, 13 RBI)...Led Braves minor leaguers and ranked fifth in the South Atlantic League with 85 runs scored...Was fifth among Braves minor leaguers and sixth in the Sally League with a .312 average and was fourth among Braves minor leaguers and sixth in the Sally League with 132 hits...Ranked sixth among Braves minor leaguers with a .821 OPS.

PERSONAL: Resides in Murphy, TX...Attended the University of New Mexico and was named the 2002 Male Athlete of the Year...Signed by Chris Knabenshue.


Young's Career Transactions

- Signed by the Atlanta Braves as a non-drafted free agent on August 23, 2004.



Young receives the 2009 Mississippi (AA) Player of the Year Award from Executive VP and GM Frank Wren and Director of Player Development Kurt Kemp

**2011 PLAYER
DEVELOPMENT
& SCOUTING**



2011 Player Development and Scouting Front Office Directory

Johnny Almaraz	Director of International Scouting and Operations
John Coppolella	Director of Baseball Administration
Tony DeMacio	Director of Scouting
Kurt Kemp	Director of Player Development
Ronnie Richardson	Assistant Director of Player Development
Rolando Petit	Assistant Director of Latin American Operations
Vickie Griffin	Administrative Assistant
Dixie Keller	Scouting Office Coordinator

Major League Personnel

Bobby Cox	Special Assistant to the General Manager
Bob Johnson	Special Assistant to the General Manager/Advance Scout
Dick Balderson	Special Assistant to the General Manager/Major League Scout
Matt Carroll	Special Assistant to the General Manager/Major League Scout
Dom Chiti	Special Assistant to the General Manager/Major League Scout
Tim Conroy	Special Assistant to the General Manager/Major League Scout
Jim Fregosi ..	Major League Special Assistant to the General Manager/Sr. Advisor Player Personnel
Jose Martinez ...	Special Asst. to the GM/Player Development; Asst. Dir. of International Scouting/Operations
Jeff Wren	Special Assistant to the General Manager/Major League Scout

Minor League Personnel

Dave Trembley	Field Coordinator
Dave Wallace	Pitching Coordinator
Leon Roberts	Hitting Coordinator
Joe Breeden	Roving Instructor (Catching)
Lynn Jones	Roving Instructor (Outfield/Baserunning)
Tommy Shields	Roving Instructor (Infield)
Luckie Dacosta	Roving Strength and Conditioning Coordinator
Matt Saitz	Assistant Strength and Conditioning Instructor
Troy Jones	Physical Therapist
Justin Cliff	Equipment Manager

**In January 2011, the Atlanta Braves farm system was rated by
Baseball America as the second-best in all of baseball and the top
system in the National League.**

Braves Organizational Awards

BASEBALL AMERICA

Organization of the Year
1991, 1996, 2005

Organization of Past 20 Years
1982-2001

USA TODAY

Organization of the Year
1996

TOPPS

Organization of Past 20 Years
1986

Executive Biographies

Johnny Almaraz

Director of International Scouting & Operations



Johnny Almaraz, in his 21st season of professional baseball, was named the Club's Director of International Scouting and Operations in January of 2008. In his role, he is responsible for overseeing scouting operations outside the United States and Canada. Almaraz is also responsible for supervising all operations at the Braves Dominican Baseball Academy and manages a staff of nearly 20 international scouts.

Almaraz originally joined the Braves organization in December 2006 as the Director of Latin American Operations. Prior to joining the Braves, Almaraz worked in the Cincinnati Reds organization for 16 years in various capacities and is best known for his work as a scout and his dedication to the reinstatement of the Reds presence in Latin America.

Recognized by many as one of the most prolific talent evaluators in baseball, Almaraz originally joined the Reds' organization in 1991 as a scout. During his 16-year tenure, he was credited with signing a number of future major leaguers, including Adam Dunn and B.J. Ryan.

A 14th-round draft pick out of Southwest Texas State University, Almaraz was taken by the Reds in 1988 and pitched two seasons in the minor leagues before shoulder problems ended his professional playing career. Almaraz received his degree in health management from Southwest Texas State University and also attended Arizona Pima College on a baseball scholarship.

Johnny and his wife, Tonya, reside in San Antonio, Texas, with their daughter Cameron and son Jaiden.

John Coppolella

Director of Baseball Administration



John Coppolella is in his fifth season in the Braves organization as Director of Baseball Administration. He joined the Braves front office in October of 2006 and assists Frank Wren and Bruce Manno in all aspects of the club's baseball operations, including player evaluations, acquisitions and contract negotiations.


Coppolella, 32, was formerly the Assistant Director of Pro Scouting for the New York Yankees. He began his career in baseball with summer internships with the Lake Elsinore Storm in 1997 and 1998 and the Anaheim Angels in 1999. Hired as a baseball operations assistant by the New York Yankees in 2000, he was promoted to Assistant Director of Pro Scouting in 2003.

Coppolella graduated magna cum laude from the University of Notre Dame in 2000 with a degree in business management. At Notre Dame, he spent four years working in the Athletic Department and was a student manager for the football team.

A native of Laguna Hills, Calif., he lives in Newnan, Ga. with his wife, Cheryl, and their son, Edric.

Tony DeMacio

Director of Scouting



Tony DeMacio, who is in his 28th season of professional baseball, was named the Director of Scouting in October 2009. DeMacio originally began his career with the Atlanta Braves as an area scout in 1983 and returned for his second stint with the organization in December 2006 as a Special Assistant to the General Manager/Major League Scout.

In his first tenure (1983-90) with the Braves, DeMacio was credited with signing two-time Cy Young Award and 300-game winner Tom Glavine (1984) and No. 1 draft pick, National League MVP and Batting Champion, Chipper Jones in 1990.

In 2008, DeMacio was honored at the Winter Meetings with a Scout of the Year award, which is given to those who have devoted at least a quarter century to the scouting profession.

Over his 27-year career, DeMacio has been a part of five Major League organizations, including the Cleveland Indians (1991-94), Chicago Cubs (1995-98), Baltimore Orioles (1999-2004), Pittsburgh Pirates (2005-06) and the Atlanta Braves. While with the Indians, DeMacio was involved in drafts and signings that brought future major leaguers Manny Ramirez, Chad Ogea, Albie Lopez, Jon Nunnally, Paul Shuey, Paul Byrd and Herbert Perry to their organization. With the Cubs, he was involved in the selections of Kerry Wood, Corey Patterson and Jon Garland, and his Orioles draft picks included such players as Erik Bedard, Brad Bergesen, Larry Bigbie, Jeff Fiorentino, Mike Fontenot, Willie Harris, Jim Johnson, Nick Markakis, John Maine, Chris Ray, Brian Roberts and Eli Whiteside.

A native of McKees Rocks, PA, DeMacio attended Parsons College in Fairfield, IA, where he played four years of baseball. Tony, 64, and his wife, Diane, reside in Virginia Beach, Va. He has one daughter, Heather, and one son, Robert.

Kurt Kemp

Director of Player Development



Kurt Kemp has been a member of the Braves organization since 1998. In August of 2006, he was named the Director of Player Development after serving five years as a cross checker, the first three (2002-04) as a west-coast cross checker and the next two (2005-06) as a national cross checker. In his role, Kemp is primarily responsible for overseeing all minor league operations.

Kemp originally joined the organization in 1998 as an area scout. During his tenure as a scout, Kemp is credited with signing future major leaguer John Foster.

Prior to joining the Braves, Kemp spent 13 seasons as an assistant coach at the collegiate level, four years (1984-87) at Yavapai Community College and nine years (1988-96) at Oregon State University.

A graduate of Oregon State University, Kemp received his degree in business administration in 1983. Kurt resides in Peachtree City, Ga., with his wife, Marcie, and their son, Garrett.

Ronnie Richardson

Assistant Director of Player Development



The 2011 season is Ronnie Richardson's third full season as the Club's Assistant Director of Player Development. He was promoted to the role in September 2008 after working as the baseball operations administrative assistant since 2006.

Richardson works closely with the Braves Director of Player Development, Kurt Kemp, in all aspects of minor league operations, including evaluation of the minor league system, roster and statistical analysis, international operations, free-agent contract negotiations, implementation of new development programs and the maintenance of existing programs.

Richardson, 29, joined the Atlanta organization in January 2004 and worked in the corporate partnerships and marketing departments prior to joining the baseball operations staff.

The Atlanta native graduated from Albany State University with degrees in marketing and management.

Rolando Petit

Assistant Director of Latin American Operations



Rolando Petit, who has been a member of the Braves organization since 1991, was named the Assistant Director of Latin American Operations in January 2008. Petit is responsible for all scouting efforts in Venezuela and is active in the development of players at the Braves Academy.

Petit originally joined the Braves as an international scout and the Venezuelan supervisor, a position he held for eight seasons until he was named an international supervisor in 1999. As a member of the Braves scouting department, Petit has been instrumental in the signing of a number of major league players, including current Brave

Martin Prado.

Petit was originally signed by the Atlanta Braves and played one season with the organization in 1988.

Rolando and his wife, Mariana, have two children, Rolando Jr. and Roberto, and reside in Venezuela.

Bobby Cox

Special Assistant to the General Manager



The 2011 season marks a new chapter in Bobby Cox's long and storied baseball career, as he assumes the role of consultant for the Braves. He closed out his 29-year managerial career in 2010, when the Braves went 91-71 and claimed the first National League Wild Card championship in franchise history.

On September 23, 2009, the Braves announced that Cox had agreed to a contract extension for the 2010 season, and Cox himself announced that he would retire from managing at the conclusion of the 2010 campaign. As part of Cox's contract extension, he was given a five-year consulting agreement, from 2011 to 2015, where he will advise and consult in all areas of Baseball Operations, including the Major League Club, spring training, minor league operations and scouting. In addition, Cox will work with the office of the president on special business projects.

Cox spent 29 seasons as a Major League skipper, including 25 seasons in two stints at the helm of the Braves. His 2,504 wins rank fourth all-time and include a franchise-best 2,149 victories with the Braves and 355 with the Toronto Blue Jays. Cox posted an overall career record of 2,504-2001-3 (.556). Cox won his 2,500th game on September 25, 2010, at Washington. The 2010 campaign was his 15th with 90 or more wins, tying him for second all-time in 90-win seasons with Hall of Fame skipper Joe McCarthy (15) and putting him one behind the legendary John McGraw (16). Cox and McCarthy are the only managers in Major League history to compile six 100-win seasons.

Cox won 15 division crowns in his career, including 14 straight in Atlanta that led to five pennants (1991, 1992, 1995, 1996 and 1999) and one World Championship (1995). He had a string of 15 consecutive winning seasons from 1991 to 2005, tying him with Al Lopez and Earl Weaver for third place all-time behind Joe McCarthy (20) and Sparky Anderson (17) for consecutive winning campaigns.

Cox was voted the Manager of the Year by the Baseball Writers Association of America four times (1985 with Toronto and 1991, 2004 and 2005 with Atlanta). The Sporting News, in a poll of his peers, honored Cox as the league's top skipper seven times with the Braves and eight times overall. No other manager has won the Sporting News award more than three times since the magazine started the balloting in 1936. In 1991 the Associated Press named him Major League Manager of the Year, as he became the first manager to earn that honor in both leagues, having also won it while with the Blue Jays in 1985.

Bob Johnson

Special Assistant to the General Manager
Major League Advance Scout



Bob Johnson is in his first season with the Braves organization and his 36th as a professional scout. Johnson joins the Club from the New York Mets, where he spent the last four years from 2007 to 2010 as an advance scout.

Prior to joining the Mets, Johnson served as an advance scout for the Texas Rangers for two years (2005-06) and from 1997 to 2004 he was a special assistant to the general manager and advance scout for the Oakland Athletics. From 1985 to 1996 Johnson spent 12 seasons with the Montreal Expos organization as an area scout.

Johnson's career as a professional scout began in 1976 with the Pittsburgh Pirates organization, where he worked was an area scout through the 1984 season. Throughout his career, Johnson is credited with signing former major league players Jim Hunter, Brian Looney, Joe Orsulak and Darrin Winston.

The former collegiate catcher and first baseman, Johnson earned his bachelors degree from Muhlenberg College in Allentown, Pa., and his masters degree from Rutgers University.

Johnson, 64, and his wife Diane reside in University Park, Fla.

Dick Balderson

Special Assistant to the General Manager
Major League Scout



Dick Balderson is in his ninth season as a Special Assistant to the General Manager/Major League Scout. Balderson originally joined the Braves organization as a major league scout in 1997 and held that position until July 1999 when he was appointed the Director of Player Development in 2003. Prior to joining the Braves, Balderson worked for the Colorado Rockies where he was the Director of Player Development from 1992-94 and then Vice President Player Personnel, 1995-97.

Balderson began his executive career as the Assistant Farm Director for the Kansas City Royals in 1976. After a series of promotions that culminated with being named Director of Scouting and Player Development in 1981, he moved to the Seattle Mariners organization as Vice President of Baseball Operations for four seasons (1985-88). He then joined the Chicago Cubs as Director of Scouting before being named Vice President of Scouting and Player Development in 1990.

A former pitcher in the Royals minor league system, Balderson is a graduate of the University of Richmond and was inducted into the school's Hall of Fame in 1995. Dick and his wife, Marcia, reside in Englewood, Colo.

Matt Carroll

Special Assistant to the General Manager Major League Scout



The 2011 season marks Matt Carroll's first in the Braves organization and his first as a special assistant to the general manager and major league scout.

Carroll spent the previous five seasons with the St. Louis Cardinals organization, most recently as the manager of professional scouting in 2010. From 2007 to 2009 Carroll served as the Club's coordinator of baseball operations/professional scouting. He originally joined the Cardinals franchise in 2006 as their coordinator of minor league operations.

Carroll earned his bachelors degree from Pennsylvania State University and resides in Erdenheim, Pa.

Dom Chiti

Special Assistant to the General Manager Major League Scout



Dom Chiti is in his third season with the Atlanta Braves. He joined the organization during the 2008 offseason from the Texas Rangers, where he was the Major League bullpen coach for three years (2006-08). Previous to that, he was their director of player personnel from July 2004 through the 2005 season after serving as a special assistant to the general manager in 2002 and 2003. During the first half of the 2004 season Chiti served as the club's advance scout.

Prior to joining the Rangers, Chiti spent 12 years (1989-2001) in the Cleveland Indians organization. He served as the club's American League advance scout from 1996-2001 after joining the team in 1989 as a roving minor league instructor. He was promoted to the Major League club's bullpen coach in 1992 and served as an advance scout in 1994. In 1995, he was the pitching coach for Buffalo (AAA) when it made the International League playoffs.

Chiti's coaching career began in 1982 in the Baltimore Orioles organization where he would spend nine seasons until joining Cleveland in 1990. While with the Baltimore organization, Chiti served as a minor league pitching coach and a roving pitching instructor.

Originally selected out of Raleigh-Egypt (TN) High School by the Braves in the second round of the 1976 draft, the left-hander played from 1976 to 1980 in the Braves system before ending his career with Baltimore affiliate Hagerstown in 1981. The former pitcher attended New River Community College in Dublin, VA, and majored in accounting.

Chiti is the son of former major leaguer Harry Chiti, who spent more than eight seasons with the Chicago Cubs, Kansas City Royals, Detroit Tigers and the New York Mets.

Chiti, 51, and his wife, Jennifer, reside in Auburndale, Fla. He has two children, Morgan Bishop and John Dominic and three stepchildren, Kira, Kassie and Krista.

Tim Conroy

Special Assistant to the General Manager Major League Scout



Tim Conroy has held the position of Special Assistant to the General Manager/Major League Scout since December 2004. In his 11th year with the Braves organization, he previously served as a national cross checker for two years (2003-04) and before that was a national supervisor for two years (2001-02).

From 1994-98, he worked as an area scout and was an east coast regional supervisor from 1999-2000.

A former pitcher, Conroy was selected in the first round of the 1978 amateur draft by the Oakland A's and spent eight years (1978-1985) in the Athletics organization before being traded to St. Louis in 1986. Conroy pitched his final three seasons in St. Louis and rejoined the organization in 1994 to begin his professional scouting career.

Tim and his wife, Michele, reside in Monroeville, Pa. with their children, Jenna, Brooke and T.J.

Jim Fregosi

Major League Special Assistant to the General Manager Senior Advisor Player Personnel



Jim Fregosi was named the Major League Special Assistant to the General Manager and Senior Advisor Player Personnel at the beginning of the 2008 season. Fregosi originally joined the club as a Special Assistant to the General Manager/Major League Scout in November 2000 and remained in that role for eight years.

In January 2011, Fregosi was awarded the prestigious George Genovese Lifetime Achievement Award in Scouting from the Professional Baseball Scouts Foundation.

Prior to joining the Atlanta organization, he spent two years (1999-2000) as Manager of the Toronto Blue Jays. During the 1997-98 seasons, Fregosi was a Special Assistant to the General Manager for the San Francisco Giants.

Fregosi began his managerial career in 1978 and spent four seasons with the California Angels. He managed three seasons with the Chicago White Sox (1986-88), six with the Philadelphia Phillies (1991-96) and two with the Blue Jays (1999-2000). During his tenure as manager, Fregosi compiled a career mark of 1,028-1,095 and took two teams into postseason play. In 1979, he led the Angels to their first playoff appearance and in 1993 was in charge of a Phillies team that won the National League pennant before falling to the Blue Jays in the World Series.

During his 18-year Major League playing career, the former shortstop spent time with Los Angeles (Angels), New York (Mets), Texas and Pittsburgh. A career .265 hitter, Fregosi was named to the American League All-Star team six times and had his number "11" retired by the Angels in 1998.

Jim resides in Tarpon Springs, Fla., with his wife, Joni.

Jose Martinez

Special Assistant to the General Manager/Player Development Assistant Director of International Scouting/Operations



Martinez is in his 17th season as a Special Assistant to the General Manager/Player Development, and in January 2008, he added the title Assistant Director of International Scouting/Operations.

Martinez, whose professional baseball career dates back to 1960, has 30-plus years of Major League experience in the front office and on the field. His two coaching stints include seven seasons with the Chicago Cubs (1988-94) and eight years with Kansas City. Martinez joined the Royals coaching staff in 1980 when they won the American League Pennant and remained with the club for eight seasons, including their 1985 World Championship season. Before that, he managed four years in Kansas City's farm system, three with Sarasota (1976 and 1978-79) and one year with Daytona Beach (1977).

Martinez spent 12 years (1960-71) as an infielder in the Pittsburgh Pirates organization, playing for the Major League club in 1969 and 1970, and then played three seasons (1972-74) with the Royals Triple-A Omaha team.

Martinez managed winter league baseball in Colombia and South America from 1979-84, winning three championships and was named Manager of the Year in 1980, 1981 and 1982. He also worked in the Venezuelan winter league, managing at LaGuaira from 1985-87, Barquisimient in 1988 and Cabimas in 1992. His 1985 LaGuaira team won the Venezuelan championship and finished second in the Caribbean series.

Jose, 69, resides in Miramar, Fla. with his wife, Amelia.

Jeff Wren

Special Assistant to the General Manager Major League Scout



Jeff Wren is in his fourth season as a Special Assistant to the General Manager/Major League Scout. In 19 seasons of professional baseball, Wren has been a member of seven different Major League organizations.

Most recently, from 2001-03, he served as the Florida/Georgia scouting supervisor for the Philadelphia Phillies. Following his stint with the Phillies, and previous to his time with Atlanta, Wren worked for four years in management and consulting for e-commerce.

Wren was the Southeastern scouting supervisor for the Texas Rangers from 1999-2001, and previous to that, he spent two years as the international scouting coordinator for the Baltimore Orioles. From 1990-97, Wren spent eight seasons with the Florida Marlins as the Florida/Georgia scouting supervisor.

Wren's professional baseball career began in 1986 as a draft intern with the Montreal Expos. Following a two-year stint with the Major League Baseball Scouting Bureau (1988-89), he returned to the Expos in 1989 for two seasons as the Mid-Atlantic scouting supervisor.

Wren earned his degree in business administration in 1987 from Liberty University in Lynchburg, VA, where he also played four years of collegiate baseball under the direction of former Major Leaguers, Al Worthington and Bobby Richardson.

Wren and his wife, Stephanie, and their children, Kaitlin, Kayley and Joshua, reside in Senoia, Ga.

2011 Scouting Staff

Professional Scouts



Rod Gilbreath



Lloyd Merritt



John Stewart

National Cross Checkers



John Flannery



Deron Rombach

Regional Cross Checkers



Brian Bridges
Southeast



Tom Davis
West Coast



Steve Fleming
East Coast



Bump Merriweather
Southwest



Terry Robert-Tripp
Midwest


Area Supervisors



John Barron
S. TX



Kevin Barry
CT, MA, ME, NH, NJ,
E. NY, RI, VT, Canada



Billy Best
NC, SC, VA



Bill Bliss
IN, KY, OH, W. Tn.



Hugh Buchanan
AL, N. FL, GA,
E. TN



Stu Cann
N. IL, IA, MI, MN, WI




Brett Evert
AK, ID, MT,
OR, WA



Ralph Garr
SE TX
SWAC Schools



Buddy Hernandez
FL, Puerto Rico



Brian Hunter
S. CA



Gene Kerns
DE, MD, PA,
W. NY, WV



Chris Knabenshue
CO, KS, NM,
UT, WY



Steve Leavitt
S. CA, HI



Tim Moore
N. CA, N. NV



Don Thomas
AR, LA, MS



Terry Tripp
S. IL, W. KY, MO,
NE, ND, SD



Gerald Turner
OK, N. TX

Player Development

Part-Time Scouts

Eduardo Becerra Perez	Venezuela	Abraham Martinez	Puerto Rico
Neil Burke	Australia	Alfredo Molina	Ecuador
Nehoma Caldera	Venezuela	Rafael Motooka	Brazil
Junior Carrión	Dominican Republic	Manuel Paula	Dominican Republic
Jeremy Chou	Taiwan	Nestor Perez	Spain
Jefferson D'Lima	Venezuela	Eduardo Rosario	Venezuela
Carlos Garcia	Colombia	Lou Sanchez	Florida
Raul Gonzalez	Panama	Brendon Sagara	Hawaii
Lew Graham	California	Miguel Teheran	Colombia
Remmy Hernandez	Dominican Republic	Marvin Throneberry	Nicaragua
Dewayne Kitts	South Carolina	Carlos Torres	Venezuela
Duk Lee	Korea		

International Scouts

International Coordinators



Luis Ortiz

Central American Supervisor



Phil Dale

Eastern Rim Coordinator

International Area Supervisors



Matias Laureano

Dominican Republic



Hiroyuki Oya

Japan



Manuel Samaniego

Mexico

Braves 2010 June Free Agent Draft

Rd.	Player	Pos.	#	School	Rd.	Player	Pos.	#	School
A.*	Matt Lipka	SS	35	McKinney (TX) HS	26.	Jonathan Burns	RHP	794	St. Edwards (NY) Univ.
2.	Thomas Cunningham	3B	53	Jacksonville State Univ.	27.	William Kempf	RHP	824	Baylor University
2.	Andrelton Simmons	SS	70	Western Okla. State JC	28.	Kyle Mertins	RHP	854	Cal State Univ. - Fullerton
3.	Joseph Leonard	3B	101	Univ. of Pittsburgh	29.	Reid Roper	SS	884	Harrisburg (IL) HS
4.	David Filak	RHP	134	SUNY Oneonta	30.	Kenny Fleming	OF	914	Shelton State CC (AL)
5.	Philip Gosselin	2B	164	Univ. of Virginia	31.	John Reinheimer	SS	944	Ardrey Kell (NC) HS
6.	Joseph Terdoslavich	1B	194	Cal State Univ. - Long Beach	32.	Ryan Delgado	C	974	Azusa Pacific (CA) Univ.
7.	Matthew Suschak	RHP	224	University of Toledo	33.	Albert Minnis	LHP	1004	Lawrence (KS) HS
8.	Kurt Fleming	OF	254	St. Christopher's (VA) School	34.	Matthew Fouch	LHP	1034	U.S. Military Academy
9.	David Rohm	3B	284	Fresno City College	35.	Kenneth Swab	C	1064	University of Virginia
10.	Matthew Lewis	RHP	314	Univ. of Calif. - Davis	36.	Jarred Frierson	OF	1094	Univ. of Nev. - Las Vegas
11.	Chasen Shreve	LHP	344	Coll. of Southern Nevada	37.	Kollin Dowdy	OF	1124	Harrisburg (IL) HS
12.	Barrett Kleinknecht	SS	374	Francis Marion (SC) Univ.	38.	Jacon Wark	1B	1154	Jesuit (OR) HS
13.	Brandon Drury	SS	404	Grants Pass (OR) HS	39.	Stephen Foster	LHP	1184	Lewis & Clark (ID) State Coll.
14.	Richard Tate	RHP	434	Marked Tree (AR) HS	40.	Ian Marshall	RHP	1214	Univ. of Richmond
15.	Cory Brownsten	C	464	Univ. of Pittsburgh	41.	Spencer Jordan	RHP	1244	Florence Darlington (SC) Tech
16.	Daniel Winnie	RHP	494	Lackawanna (PA) College	42.	Benjamin Waldrup	1B	1274	Cypress College (CA)
17.	Stefan Sabol	C	524	Aliso Niguel (CA) HS	43.	LeJon Baker	OF	1304	Crenshaw (CA) HS
18.	Zachary Alvord	SS	554	S. Forsyth (GA) HS	44.	Ryan Morrow	C	1334	St. Mary's (TX) Univ.
19.	Tyler Hess	RHP	584	Sonoma State (CA) Univ.	45.	Joseph Lucas	SS	1364	Dakota County (MN) Tech
20.	Jason Mowry	OF	614	St. Petersburg (FL) Coll.	46.	Kendall Logan	OF	1394	Copiah-Lincoln (MS) JC
21.	William Beckwith	1B	644	George Wallace (AL) CC	47.	Francois LaFreniere	RHP	1434	St. Petersburg (FL) Coll.
22.	Jordan Buckley	OF	674	New Mexico JC	48.	James Mahler	RHP	1454	Salt Lake CC
23.	James Gattis	C	704	Univ. of Texas - Permian Basin	49.	Ryan Turner	RHP	1484	McLennan (TX) CC
24.	Evan Danieli	RHP	734	Univ. of Notre Dame	50.	Cody Gabella	SS	1514	Notre Dame (IA) HS
25.	Daniel Jurik	RHP	764	St. John Fisher (NY) Coll.					

Bold indicates signed player.

*Braves' first-round pick was sent to Boston as compensation for Billy Wagner.

Atlanta Braves #1 Draft Choices

Year	Selection #	Regular Phase	Secondary Phase
1966	11	Al Santorini, P	Oscar Brown, OF
1967	12	Andy Finlay, OF	Garry Hill, P
1968	7	Curtis Moore, C	Larry Pyre, P
1969	12	Gene Holbert, C	Gary Robson, P
1970	21	Ron Broaddus, P	William Hodge, C
1971	10	Taylor Duncan, INF	Mike Beard, P
1972	11	Preston Hanna, P	Mike Bahnick, P
1973	10	Pat Rockett, SS	No Selection
1974	5	Dale Murphy, C	Scott McGlamory, P
1975	18	Don Young, C	David Stevens, OF
1976	3	Ken Smith, 1B	Gerald Price, INF
1977	4	Tim Cole, P	Mark Martin, C
1978	1	Bob Horner, 3B	James Watkins, C
1979	4	Brad Komminsk, OF	No Selection
1980	3	Ken Dayley, P	Jeff Dedmon, P
1981	12	Jay Roberts, OF	John Wallace, OF
1982	9	Duane Ward, P	John Bryant, CF
1983	74 (3rd round)	Marty Clary, P	Kevin Williamson, P
1984	19	Drew Denson, 1B	Jeff Blauser, SS
1985	14	Tommy Greene, P	Dodd Johnson, INF
1986	5	Kent Mercker, P	Kevin Brown, P
1987	6	Derek Lilliquist, P	No Second Phase
1988	3	Steve Avery, P	No Second Phase
1989	2	Tyler Houston, C	No Second Phase
1990	1	Chipper Jones, SS	No Second Phase
1991	2	Mike Kelly, OF	No Second Phase
1992	21	Jamie Arnold, P	No Second Phase
1993	66 (2nd round)	Andre King, OF*	No Second Phase
1994	27	Jacob Shumate, P	No Second Phase
1995	26	Chad Hutchinson, P**	No Second Phase
1996	27	A.J. Zapp, 1B	No Second Phase
1997	29	Troy Cameron, SS	No Second Phase
1998	52 (2nd round)	Matthew Belisle, P#	No Second Phase
1999	81 (2nd round)	Matteaus Butler, P@	No Second Phase
2000	29	Adam Wainwright, P	No Second Phase
2001	24	Macay McBride, LHP	No Second Phase
2002	23	Jeff Francoeur, OF	No Second Phase
2003	35 (Supplemental round)	Luis Atilano, P	No Second Phase
2004	71 (2nd round)	Eric Campbell, 3B^	No Second Phase
2005	27	Joey Devine, RHP	No Second Phase
2006	24	John (Cody) Johnson, OF	No Second Phase
2007	14	Jason Heyward, OF	No Second Phase
2008	40	Brett DeVall, LHP%	No Second Phase
2009	7	Mike Minor, LHP	No Second Phase
2010	35 (Supplemental round)	Matt Lipka, SS^^	No Second Phase

*Braves' first-round pick was sent to Chicago as compensation for Greg Maddux.

**Did not sign.

#Braves' first-round pick was sent to Colorado as compensation for Andres Galarraga.

@Braves' first-round pick was sent to St. Louis as compensation for Brian Jordan.

^ Braves' first-round pick was sent to Texas as compensation for John Thomson.

% Braves' first-round pick was sent to New York (NL) as compensation for Tom Glavine.

^^ Braves' first-round pick was sent to Boston as compensation for Billy Wagner.

2011 Baseball America Top 10 Braves Prospects

- | | |
|-------------------------|---------------------------|
| 1. Julio Teheran, RHP | 6. Matt Lipka, SS |
| 2. Freddie Freeman, 1B | 7. Arodys Vizcaino, RHP |
| 3. Randall Delgado, RHP | 8. Brandon Beachy, RHP |
| 4. Mike Minor, LHP | 9. Brett Oberholtzer, LHP |
| 5. Craig Kimbrel, RHP | 10. J.J. Hoover, RHP |

2010 BRAVES MINOR LEAGUE BATTING LEADERS

Batting Average		Runs		Hits	
Barbaro Canizares	.341	Matt Young	88	Freddie Freeman	147
Freddie Freeman	.319	Mycal Jones	83	Matt Young	146
Elmer Reyes	.301	Freddie Freeman	73	Barbaro Canizares	145
Matt Young	.300	Wes Timmons	67	Mauro Gomez	139
Willie Cabrera	.298	Mauro Gomez	67	Mycal Jones	132
Wes Timmons	.293	L.V. Ware	61	Cory Harrilchak	130
Evan Gattis	.288	Cory Harrilchak	60	Joe Thurston	127
Matt Lipka	.288	Antoan Richardson	60	Eric Duncan	117
Cory Harrilchak	.287	Dan Nelson	59	Willie Cabrera	117
Michael Jones	.282	Barbaro Canizares	58	Wes Timmons	113
Doubles		Triples		Home Runs	
Mauro Gomez	42	Cole Miles	10	Freddie Freeman	18
Willie Cabrera	38	Cory Harrilchak	8	Cody Johnson	18
Freddie Freeman	35	L.V. Ware	6	Mitch Jones	18
Matt Young	33	Chris Curley	6	Mauro Gomez	16
Mycal Jones	31	Four tied at	5	Mycal Jones	15
Barbaro Canizares	28			Barbaro Canizares	13
Cory Harrilchak	26			Gerardo Rodriguez	13
Wes Timmons	23			Joe Thurston	13
Eric Duncan	23			Donell Linares	11
Mitch Jones	23			Dan Nelson	11
Runs Batted In		OPS (On-base + Slugging)		Stolen Bases	
Freddie Freeman	87	Barbaro Canizares	.907	Matt Young	39
Mauro Gomez	80	Freddie Freeman	.898	L.V. Ware	30
Barbaro Canizares	77	Ryan Dlegado	.859	Kyle Rose	29
Joe Thurston	67	Mauro Gomez	.820	Cole Miles	27
Eric Duncan	64	Elmer Reyes	.816	Antoan Richardson	27
Mycal Jones	61	Wes Timmons	.804	Cory Harrilchak	22
Cody Johnson	50	Willie Cabrera	.798	Mycal Jones	22
Willie Cabrera	58	Matt Young	.786	Matt Lipka	20
Dan Nelson	56	Jakob Dalfonso	.781	Wes Timmons	19
Two tied at	53	Barrett Kleinknecht	.771	Two tied at	18

2010 Organizational Award Winners

Player of the Year

Freddie Freeman
Gwinnett/Atlanta

Pitcher of the Year

Julio Teheran
Rome/Myrtle Beach/Mississippi

2010 Minor League Team MVPs

	Gwinnett (AAA)	Mississippi (AA)	Myrtle Beach (A)	Rome (A)	Danville (R)
Player	Barbaro Canizares	Willie Cabrera	Mycal Jones	Phil Gosselin	Elmer Reyes
Pitcher	Craig Kimbrel	Brandon Beachy	Randall Delgado	Arodys Vizcaino	Carlos Perez

2010 BRAVES MINOR LEAGUE PITCHING LEADERS

Wins	
J.J. Hoover	14
Erik Cordier	12
Tim Gustafson	11
Todd Redmond	9
Julio Teheran	9
Arodys Vizcaino	9
Scott Diamond	8
Willie Kempf	8
Jacob Thompson	8
Seven tied at	7

Games Pitched	
Stephen Marek	60
Cory Gearrin	52
Lee Hyde	51
Craig Kimbrel	48
Juan Abreu	47
Jaye Chapman	46
Benino Pruneda	45
Four tied at	41

Saves	
Craig Kimbrel	23
Stephen Marek	13
Juan Abreu	12
Luis Avilan	9
Lee Hyde	8
Michael Dunn	7
Kyle Mertins	6
Seven tied at	5

Innings Pitched	
Todd Redmond	162.2
Randall Delgado	161.0
Scott Diamond	158.2
J.J. Hoover	153.1
Matthew Crim	149.2
Erik Cordier	143.2
Julio Teheran	142.2
Chris Masters	136.0
Brett Oberholtzer	135.2
Jacob Thompson	131.2

ERA (Starters)	
Brandon Beachy	1.73
Julio Teheran	2.59
Cory Rasmus	3.18
J.J. Hoover	3.29
Randall Delgado	3.30
Mike Minor	3.44
Scott Diamond	3.46
Brett Oberholtzer	3.78
Erik Cordier	3.82
Kyle Farrell	4.04

WHIP	
Brandon Beachy	1.02
Randall Delgado	1.03
Julio Teheran	1.04
Kyle Farrell	1.14
Mike Minor	1.16
J.J. Hoover	1.21
Lucas LaPoint	1.21
Todd Redmond	1.23
Brett Oberholtzer	1.24
Cory Rasmus	1.28

Strikeouts	
Randall Delgado	162
Julio Teheran	159
J.J. Hoover	152
Brandon Beachy	148
Mike Minor	146
Todd Redmond	142
Brett Oberholtzer	126
Scott Diamond	123
Chris Masters	123
Erik Cordier	117

ERA (Relievers)	
Stephen Marek	1.14
Craig Kimbrel	1.62
Angelo Paulino	2.66
Andrew Wilson	2.92
Benino Pruneda	3.20
Paul Clemens	3.23
Cory Gearrin	3.36
Stephen Foster	3.38
Lee Hyde	3.41
Luis Avilan	3.45

Opponents Batting Avg.	
Craig Kimbrel148
Randall Delgado210
Brandon Beachy211
Yelir Castro211
Ryan Weber212
Aaron Northcraft228
Eric Cordier236
Robinson Lopez241
Cory Rasmus242
J.J. Hoover245

2010 Players of the Month

Month	Gwinnett (AAA)	Mississippi (AA)	Myrtle Beach (A)	Rome (A)	Danville (R)
April	Freddie Freeman	Eric Duncan	Gerardo Avila	Kyle Rose	
May	Gergor Blanco	Willie Cabrera	Samuel Sime	Mycal Jones	
June	Matt Young	Mauro Gomez	Dan Nelson	Caro Harrilchak	Evan Gattis
July	Wes Timmons	Willie Cabrera	Cory Harrilchak	Phil Gosselin	Andrelton Simmons
August	Barbaro Canizares	Mauro Gomez	Michael Jones	Matt Weaver	Elmer Reyes

2010 Pitchers of the Month

Month	Gwinnett (AAA)	Mississippi (AA)	Myrtle Beach (A)	Rome (A)	Danville (R)
April	Chris Resop	Stephen Marek	Randall Delgado	Julio Teheran	
May	Mike Dunn	Scott Diamond	Benino Pruneda	Arodys Vizcaino	
June	Stephen Marek	Brandon Beachy	Yelir Castro	Caleb Brewer	Lucas La Point
July	Mike Minor	Erik Cordier	J.J. Hoover	Jeff Lorick	Aaron Northcraft
August	Scott Diamond	Julio Teheran	Brett Oberholtzer	Willie Kempf	Ronan Pacheco

2010 Minor League Standings

Club	League	Division	Manager	W-L	Pct.	GA/GB	Finish
Gwinnett	International	South	Dave Brundage	72-71	.503	-16.0	2nd
Mississippi	Southern	South	Phillip Wellman	63-74	.460		
			(1st Half)	30-38	.441	-9.0	4th
			(2nd Half)	33-36	.478	-7.5	4th
Myrtle Beach	Carolina	Southern	Ralph "Rocket" Wheeler	58-82	.414		
			(1st Half)	26-44	.371	-17.0	4th
			(2nd Half)	32-38	.457	-6.5	3rd
Rome	South Atlantic	Southern	Randy Ingle	59-80	.424		
			(1st Half)	30-39	.435	-11.5	6th
			(2nd Half)	29-41	.414	-12.5	7th
Danville	Appalachian	East	Paul Runge	34-34	.500	4.5	3rd
Braves	Gulf Coast	North	Luis Ortiz	27-31	.466	-6.0	5th
Braves	Dom. Summer		Jose Tartabull	36-29	.544	-6.0	3rd
Totals				349-401	.465		

Braves Minor League Award Winners

2010 Manager of the Year Jose Tartabull - Gulf Coast League

This award is presented to the individual that best represents the top managerial performance throughout Atlanta's minor league system.

2009	Paul Runge, Danville
2008	Phillip Wellman, Mississippi
2007	Dave Brundage, Richmond
2006	Paul Runge, Danville
2005	Brian Snitker, Mississippi
2004	Pat Kelly, Richmond
2003	Rocket Wheeler, Rome
2002	Ralph Henriquez, Danville
2001	Jim Saul, Jamestown
2000	Rick Albert, Gulf Coast

2010 Bill Lucas Award J.C. Boscan - Mississippi

The Bill Lucas Award is presented annually to the organization's minor league player that best represents the Braves both on and off the field.

2009	Greg Creek, Mississippi
2008	Matt Young, Mississippi
2007	Wes Timmons, Richmond
2006	Carl Loadenthal, Mississippi/Myrtle Beach
2005	Brayan Pena, Richmond
2004	Pete Orr, Richmond
2003	Ryan Langerhans, Greenville
2002	Tony Pena, Macon
2001	Curt Fiore, Greenville
2000	L.J. Yankosky, Greenville

2010 Phil Niekro Award Julio Teheran - Rome/MB/MS

The Phil Niekro award is presented annually to the top pitcher in the Braves' minor league organization.

2009	Craig Kimbrel, Rome, MB, MS, GWI
2008	Tommy Hanson, Myrtle Beach/Mississippi
2007	Jo-Jo Reyes, ATL/Mississippi/Richmond
2006	Matt Harrison, Myrtle Beach/Mississippi
2005	Chuck James, Mississippi
2004	Kyle Davies, Myrtle Beach
2003	Macay McBride, Myrtle Beach
2002	Bubba Nelson, Myrtle Beach
2001	Trey Hodges, Myrtle Beach
2000	Christian Parra, Myrtle Beach

2010 Hank Aaron Award Freddie Freeman - Gwinnett

The Hank Aaron Award is presented annually to the top offensive performer in the Braves' minor league system.

2009	Jason Heyward, MB/MS/GWI
2008	Freddie Freeman, Rome
2007	Jordan Schafer, Myrtle Beach/Rome
2006	Kala Ka'aihue, Rome/Myrtle Beach
2005	Scott Thorman, Mississippi
2004	Ryan Langerhans, Richmond
2003	Adam LaRoche, Richmond
2002	Andy Marte, Macon
2001	Kelly Johnson, Macon
2000	Wes Helms, Richmond

Braves in 2010 Fall/Winter Leagues

BATTING

BATTER	AVG	G	AB	R	H	TB	2B	3B	HR	RBI	SH-SF	HP	BB-IBB	SO	SB-CS	LGE
Bolivar, L	.210	32	81	11	17	21	4	0	0	2	6-1	2	3-0	14	1-1	VWL
Boscan, J.C.	.146	18	41	3	6	6	0	0	0	0	1-0	1	2-0	5	0-0	VWL
Canizares, B	.320	56	197	32	63	105	6	0	12	46	0-2	3	33-0	23	0-0	LMP
Castillo, W	.255	42	141	14	36	51	7	1	2	18	2-1	0	9-1	21	2-3	DWL
Constanza, J	.304	29	115	21	35	44	1	4	0	7	2-0	0	10-1	14	12-2	DWL
Freeman, F	.125	5	16	3	2	5	1	1	0	1	0-0	1	2-0	3	0-0	AFL
Gomez, M	.279	37	122	19	34	49	4	1	4	21	0-4	1	13-1	32	4-1	DWL
Harrilchak, C	.333	22	75	14	25	39	3	1	3	11	0-0	1	12-0	17	2-3	AFL
Hernandez, D	.294	32	119	22	35	48	7	0	2	13	1-1	0	7-1	25	0-0	DWL
Kennelly, M	.306	40	134	27	41	56	9	0	2	24	1-1	3	20-0	18	2-0	ABL
Mercado, O	.306	34	98	10	30	45	10	1	1	16	1-3	1	18-0	11	0-0	PWL
Pastornikcy, T	.278	15	54	10	15	18	1	1	0	6	0-0	2	1-0	7	1-1	AFL
Ramirez, W	.130	7	23	1	3	6	0	0	1	2	0-1	0	1-0	4	0-0	DWL
Sucre, J	.000	1	2	0	0	0	0	0	0	0	0-1	0	0-0	0	0-0	VWL
Young, M	.358	45	165	36	59	84	8	1	5	24	0-3	2	29-6	22	7-6	LMP

PITCHING

PITCHER	W-L	ERA	G	GS	CG	SHO	GF	SV	IP	H	R	ER	HR	BB-IBB	SO	WP	BK	LGE
Abreu, J	0-0	0.00	4	0	0	0	1	1	2.0	1	0	0	0	1-0	3	1	0	DWL
Asencio, J	0-4	2.91	18	0	0	0	12	6	21.2	25	9	7	1	9-1	15	0	0	DWL
Avilan, L	0-0	4.57	24	0	0	0	1	0	21.2	19	11	11	0	8-1	19	0	1	VWL
Broadway, M	0-1	10.13	4	0	0	0	1	0	5.1	10	6	6	1	1-0	5	0	0	AFL
Cordier, E	0-1	9.00	2	2	0	0	0	0	5.0	7	5	5	0	6-0	6	1	0	AFL
Gearrin, Cory	1-0	3.93	10	0	0	0	1	0	18.1	16	9	8	1	6-0	14	1	0	AFL
Gomez, M	0-1	13.50	5	0	0	0	0	0	2.0	3	3	3	1	0-0	0	1	0	DWL
Gustafson, T	0-4	7.41	7	6	0	0	0	0	34.0	41	28	28	11	15-0	23	1	0	LMP
Kent, S	0-3	10.66	6	6	0	0	0	0	12.2	17	15	15	3	9-0	11	0	0	ABL
Kimbrel, C	0-1	10.45	11	0	0	0	0	0	10.1	7	13	12	1	16-0	18	0	0	AFL
Lowrey, J	0-0	6.48	7	0	0	0	6	2	8.1	11	6	6	1	4-0	11	1	1	LMP
Marek, S	0-0	0.00	3	0	0	0	0	0	3.1	0	0	0	0	3-0	2	2	0	VWL
Martinez, C	0-0	1.80	5	0	0	0	0	0	10.0	10	3	2	0	0-0	5	1	0	DWL
Ortegano, J	2-1	2.96	7	5	0	0	0	0	27.1	27	10	9	0	6-0	22	0	0	VWL
Pruneda, B	0-1	14.21	5	0	0	0	1	0	6.1	15	11	10	0	7-0	9	0	0	AFL

AFL - Arizona Fall League; CMB - Combined Winter League Totals; DWL - Dominican Winter League; HWB - Hawaiian Winter Baseball; LMP - Mexican Pacific League; PWL - Puerto Rico Winter League; VZL - Venezuelan Winter League

2011 Minor League Personnel



Dave Trembley

Minor League Field Coordinator


Dave Trembley, in his first season with the Braves organization, is the Club's 2011 minor league field coordinator. Trembley brings a wealth of experience to the organization, having worked the last 26 years in professional baseball, including 20 seasons as a skipper in the minor leagues, and the last four (2007-10) at the helm for the Baltimore Orioles. Trembley was named manager of the Orioles Club on August 22, 2007 and remained in that role through June of 2010.

In four seasons as the Orioles skipper, Trembley amassed a 187-283 record and in 20 seasons managing in the minor leagues he went 1369-1413. From 1986-2006 he held managerial positions with the Pittsburgh Pirates (1987-89), San Diego Padres (1991-93), Chicago Cubs (1994-2002) and Baltimore Orioles (2003-06). 1990 was Trembley's only season spent in a front office role as he served as the director of day-to-day operations for the Pirates minor league complex and spring training facility in Bradenton, Fla. Trembley's professional coaching career began in 1984 as an area scout for the Cubs. He served the next two seasons as an instructor and coach in the Cubs farm system before beginning his managerial career in 1986.

The recipient of several honors, Trembley was named *Baseball America's* Minor League Manager of the Year and the Eastern League Manager of the Year in 1987 and in 2001 *Baseball America* selected him as one of minor league baseball's top five managers of the previous 20 years. He also earned Single-A Manager of the Year honors by *Baseball America* and USA Today in 1995 and in 1999 he was deemed Southern League Manager of the Year. In 1999 he served as a coach for the Futures Game and has also managed several All-Star games.

Previous to Trembley's professional coaching career, he spent five years (1980-84) as the head coach at Antelope Valley Junior College and two years (1977-1979) as a teacher and baseball coach at Daniel Murphy High School in Los Angeles.

A member of the Antelope Valley College Hall of Fame (2009), Trembley earned his bachelors degree in physical education and his masters degree in education from the State University of New York-Brockport and also did graduate work in sports psychology at Penn State University. Trembley, 59, resides in Daytona Beach Shores, Fla., with his wife Patti and son Kevin.



Dave Wallace

Minor League Pitching Coordinator

Dave Wallace is in his second season as minor league pitching coordinator for the Braves, after joining the club from Seattle, where he served as special assistant to the General Manager for two years (2008-09). Wallace's primary responsibility is to oversee the progress and development of Braves minor league pitchers at all levels.

Wallace spent the 2007 season as Major League pitching coach for the Houston Astros. He was the Red Sox pitching coach from June 2003 through the end of the 2006 season. He also had stints as a Major League pitching coach with the New York Mets (1999-2000) and with the Los Angeles Dodgers (1995-97).

As a Major League coach, minor league coach and front-office executive since 1981, Wallace has spent most of his time in the Dodgers organization, including a 17-year stretch from 1981-97. When he was hired by the Red Sox in 2003, he was serving as the Dodgers Senior Vice President/Baseball Operations, overseeing LA's minor league operations and consulting with the General Manager on baseball operations. Wallace previously had served the Dodgers as a Special Assistant to the GM (December 2000-April 2001) and interim GM (April-October 2001).


Wallace spent three seasons with the New York Mets, first as Senior Advisor to the GM, then as Senior Executive Advisor/Player Personnel, prior to returning to the field in 2000 as pitching coach.

While with Las Angeles, Wallace coached Vero Beach (A, 1981-82), San Antonio (AA, 1983) and Albuquerque (AAA, 1984-86) and he was the Dodgers minor league pitching instructor from 1987 until he was named Major League pitching coach in 1995.

The former right-handed pitcher made 13 major league appearances with Philadelphia (1973-74) and Toronto (1978), and 355 minor league appearances.

Dave graduated from the University of New Haven in 1969 with a degree in Business Administration. He signed as a free agent with Philadelphia after posting a 24-6 record in college and helping UNH to the NAIA Eastern Regional Championship and a spot in the national tournament in 1966.

He resides in Wrentham, Mass., with his wife Joyce.

**Leon Roberts****Minor League Hitting Coordinator**

Leon Roberts, who is in his second stint with the Braves organization, returns for his fourth season as the Club's minor league hitting coordinator. 2011 marks Roberts' fifth consecutive year and 13th overall in the Atlanta farm system after returning to the Club in 2007 as the Triple-A (Richmond) hitting coach.

As the minor league hitting coordinator, Roberts is responsible for developing the hitting program that is implemented by all Braves affiliates, as well as evaluating and monitoring the progress of all minor league hitters in the organization.

From 2001-06, Roberts spent six seasons as the hitting coordinator in the Cincinnati Reds organization and prior to that, he was the Major League hitting coach for the Tampa Bay Devil Rays for two seasons (1999-2000).

In his previous stint with the Atlanta organization, he served as the roving minor league hitting coordinator from 1995-99 and he managed the organization's Class-A Club (Macon) in 1994 and the Durham Bulls from 1992-93.

Roberts, 60, owns a career minor league managerial record of 414-425 (.493) with the Detroit (1985-88) and Atlanta (1992-95) organizations. The former outfielder played 11 seasons with six teams (Detroit, Houston, Seattle, Texas, Toronto and Kansas City) from 1974 to 1984.

Roberts' son, J.D., spent 3-1/2 years in the Braves and Cincinnati Reds minor league systems. His daughter, Sabrina, resides in Ann Arbor, MI, and works in the horse business. In his spare time, Roberts enjoys hunting, fishing, golfing and collecting Native American artifacts. Leon and his wife, Pam, reside in Arlington, Texas.

**Joe Breeden****Minor League Roving Catching Instructor**


Joe Breeden is in his fifth season as the Braves minor league roving catching instructor. Breeden is responsible for implementing the organization's catching philosophy throughout the Braves minor league farm system.

Over his 22-year coaching career, Breeden has spent time with the Cincinnati, Florida, Kansas City, New York (AL), and Toronto organizations. Prior to joining the Braves in 2007, Breeden had a one-year stint as the Reds minor league catching coordinator and previous to that he was a member of the Yankees organization for three seasons (2002-03 and 2005). In 2005 he managed the Club's Single-A team (Tampa), and he was the roving catching and hitting instructor in 2002-03. Between stints with New York, Breeden was the Blue Jays bench coach for the 2004 season.

From 1994-96 and 1992-2001 Breeden was the Marlins bench coach and in 1993 he served as the bullpen coach. In three seasons with the Royals, from 1989-91, Breeden was a coach with their Double-A affiliate (Memphis; 1989) and managed at Class A Appleton (1990-91). In 1988 Breeden spent his only season as manager of the Virginia Generals of the Independent League.

The former catcher signed as a non-drafted free agent with Montreal in 1979 and played two seasons in their farm system. Following his playing career, Breeden coached in the college ranks as an assistant coach at Virginia Commonwealth University (1983-84) and the head coach at the College of William and Mary from 1985-88.

Breeden and his wife, Deirdre, and their two daughters, Alexandra and , reside in Melbourne, Fla.

**Lynn Jones****Minor League Roving OF/Baserunning Instructor**

The 2011 season is Lynn Jones' fourth as the Braves minor league roving outfield/base running instructor. In his role, Jones oversees outfield play and baserunning aspects for all minor league teams in the Braves farm system.

Jones, who is in his second stint with the organization, previously managed in the Atlanta farm system in 2002 at Single-A Macon. Prior to his return to the Braves in 2008, Jones spent two seasons (2006-07) in the Cincinnati Reds system as an outfield/baserunning instructor and previous to that, he spent one year (2003) as the Boston Red Sox outfield/baserunning instructor before joining the Major League staff as the first base coach from 2004-05.

In his 21-years as a professional coach, Jones also has Major League experience with Kansas City (1991-92) and Florida (2001). In addition, Jones has managerial experience in the Florida organization at Class-A Elmira (1993), Class-A Kane County (1994-97), Double-A Portland (1998) and Triple-A Calgary (1999-2000).

The former outfielder was a 10th-round Reds' draft pick in 1974 and played eight seasons with Detroit (1979-83) and Kansas City (1984-86). Jones, 58, and his wife, Lisa, and their children, Lynsey, Alexis and Skylar, reside in Conneautville, Pa.

**Tommy Shields****Minor League Roving Infield Instructor**

Tommy Shields is in his sixth season with the Braves and his second stint as the minor league roving infield instructor. In his position, Shields is responsible for instructing and working with all infielders in the Atlanta farm system.

Prior to his current post, Shield served four seasons as the Club's minor league field coordinator. He spent his first season (2006) with the organization as the assistant minor league field coordinator and also worked as a roving infield and baserunning coach.

Previous to joining the Braves, Shields was a member of the St. Louis Cardinals player development department for seven seasons. In addition to serving as a Cardinals scout from 1999-2005, he also managed from 2002 to 2004 (New Jersey Cardinals), and was the roving infield coach in 2005. From 1995-98, Shields worked for the Baltimore Orioles as a coach and a manager.

Originally a 15th-round draft pick in 1986 by the Pittsburgh Pirates, Shields played for three organizations over a nine-year playing career. He reached the major leagues in 1992 (Orioles) and in 1993 (Cubs) and recorded his first major league hit on April 7, 1993, off Steve Avery.

Shields received his bachelor's degree in government from Notre Dame and his master's degree in sport management from the University of Massachusetts. Tommy enjoys bowhunting and resides in Lititz, Pa., with his wife, Melonni, and their children: Kelsey, Derrick, Samantha and Connor.

2011 Minor League Schedules

Date	Gwinnett	Mississippi	Lynchburg	Rome	Danville	GCL
April 7	Durham, 7:05	Jackson, 7:05		Hagerstown, 7:00		
April 8	Durham, 7:05	Jackson, 7:05	at Potomac, 7:05	Hagerstown, 7:00		
April 9	Durham, 7:05	Jackson, 6:05	at Potomac, 6:35	Hagerstown, 7:00		
April 10	Durham, 2:05	Jackson, 1:05	at Potomac, 1:05	Hagerstown, 2:00		
April 11	Norfolk, 7:05	Jackson, 7:05	OFF	Augusta, 7:00		
April 12	Norfolk, 7:05	OFF	at Salem, 7:05	Augusta, 7:00		
April 13	Norfolk, 7:05	at Mobile, 7:05	at Salem, 7:05	Augusta, 1:00		
April 14	Norfolk, 7:05	at Mobile, 7:05	at Salem, 7:05	Augusta, 7:00		
April 15	Charlotte, 7:05	at Mobile, 7:05	Myrtle Beach, 6:05	at Charleston, 7:05		
April 16	at Durham, 7:05	at Mobile, 7:05	Myrtle Beach, 6:05	at Charleston, 7:05		
April 17	at Durham, 2:05	at Mobile, 2:05	Myrtle Beach, 2:05	at Charleston, 5:05		
April 18	at Durham, 7:05	at Birmingham, 7:05	Salem, 6:05	at Charleston, 7:05		
April 19	at Norfolk, 7:05	at Birmingham, 7:05	Salem, 6:05	at Greensboro, 7:00		
April 20	at Norfolk, 7:05	at Birmingham, 11:00	at Salem, 7:05	at Greensboro, 7:00		
April 21	at Norfolk, 7:05	at Birmingham, 7:05	at Fredrick, 7:00	at Greensboro, 7:00		
April 22	at Norfolk, 7:05	at Birmingham, 7:05	at Fredrick, 7:00	at Greensboro, 7:00		
April 23	at Charlotte, 7:05	Montgomery, 6:05	at Frederick, 2:00	at Greensboro, 7:00		
April 24	at Charlotte, 2:05	Montgomery, 1:05	at Fredrick, 2:00	OFF		
April 25	at Charlotte, 7:05	Montgomery, 7:05	Wilmington, 6:05	Asheville, 7:00		
April 26	Columbus, 7:05	Montgomery, 7:05	Wilmington, 6:05	Asheville, 7:00		
April 27	Columbus, 10:35a	Montgomery, 11:05	Wilmington, 6:05	Asheville, 1:00		
April 28	Columbus, 7:05	Huntsville, 7:05	Wilmington, 11:05	Asheville, 7:00		
April 29	Columbus, 7:05	Huntsville, 7:05	Kinston, 6:05	Asheville, 7:00		
April 30	Scranton-WB, 7:05	Huntsville, 6:05	Kinston, 6:05	Hagerstown, 7:00		
May 1	Scranton-WB, 2:05	Huntsville, 1:05	Kinston, 2:05	Hagerstown, 2:00		
May 2	Scranton-WB, 7:05	Huntsville, 7:05	at Wilmington, 6:35	Hagerstown, 10:30a		
May 3	Scranton-WB, 7:05	at Chattanooga, 7:15	at Wilmington, 6:35	Hagerstown, 10:30a		
May 4	OFF	at Chattanooga, 7:15	at Wilmington, 6:35	OFF		
May 5	at Rochester, 7:05	at Chattanooga, 7:15	at Winston-Salem, 7:00	at Savannah, 7:05		
May 6	at Rochester, 7:05	at Chattanooga, 7:15	at Winston-Salem, 7:00	at Savannah, 7:05		
May 7	at Rochester, 7:05	at Chattanooga, 7:15	at Winston-Salem, 7:00	at Savannah, 6:05		
May 8	at Rochester, 2:05	OFF	at Winston-Salem, 2:00	at Savannah, 2:05		
May 9	at Pawtucket, 7:05	Jackson, 7:05	OFF	at Augusta, 7:05		
May 10	at Pawtucket, 7:05	Jackson, 7:05	Federick, 6:05	at Augusta, 7:05		
May 11	at Pawtucket, 7:05	Jackson, 7:05	Federick, 6:05	at Augusta, 7:05		
May 12	at Pawtucket, 7:05	Jackson, 7:05	Federick, 6:05	at Augusta, 7:05		
May 13	Toledo, 7:05	Jackson, 7:05	at Myrtle Beach, 7:05	Savannah, 7:00		
May 14	Toledo, 7:05	Jacksonville, 6:05	at Myrtle Beach, 7:05	Savannah, 7:00		
May 15	Toledo, 2:05	Jacksonville, 1:05	at Myrtle Beach, 3:05	Savannah, 2:00		
May 16	Toledo, 10:35a	Jacksonville, 7:05	at Kinston, 6:30	Savannah, 10:30a		
May 17	Rochester, 7:05	Jacksonville, 7:05	at Kinston, 6:30	at Asheville, TBD		
May 18	Rochester, 10:35a	Jacksonville, 11:05	at Kinston, 6:30	at Asheville, TBD		
May 19	Rochester, 7:05	at Jackson, 7:05	at Kinston, 6:30	at Asheville, TBD		
May 20	Rochester, 7:05	at Jackson, 7:05	Potomac, 6:05	Hickory, 7:00		
May 21	at Lehigh Valley, 7:05	at Jackson, 6:05	Potomac, 6:05	Hickory, 7:00		
May 22	at Lehigh Valley, 7:05	at Jackson, 2:05	Potomac, 2:05	Hickory, 7:00		
May 23	at Lehigh Valley, 7:05	at Jackson, 12:05	Winston-Salem, 6:05	Hickory, 7:00		
May 24	at Lehigh Valley, 7:05	at Tennessee, 7:15	Winston-Salem, 6:05	OFF		
May 25	OFF	at Tennessee, 7:15	Winston-Salem, 6:05	at Lexington, 10:05a		
May 26	at Buffalo, 7:05	at Tennessee, 7:15	OFF	at Lexington, 7:05		
May 27	at Buffalo, 7:05	at Tennessee, 7:15	at Potomac, 7:05	at Lexington, 7:05		
May 28	at Buffalo, 7:05	at Tennessee, 6:15	at Potomac, 6:35	at Lexington, 7:05		
May 29	at Buffalo, 2:05	OFF	at Potomac, 1:05	Augusta, 5:00		
May 30	Lehigh Valley, 7:05	Mobile, 7:05	at Salem 12:00	Augusta, 1:00		

2011 Minor League Schedules (Cont.)

Date	Gwinnett	Mississippi	Lynchburg	Rome	Danville	GCL
May 31	Lehigh Valley, 7:05	Mobile, 7:05	at Salem, 7:05	Augusta, 7:00		
June 1	Lehigh Valley, 7:05	Mobile, 7:05	at Salem, 7:05	at Charleston, 7:05		
June 2	Lehigh Valley, 7:05	Mobile, 7:05	Salem, 7:05	at Charleston, 7:05		
June 3	Buffalo, 7:05	Mobile, 7:05	Myrtle Beach, 7:05	at Charleston, 7:05		
June 4	Buffalo, 7:05	at Montgomery, 7:05	Myrtle Beach, 6:05	at Charleston, 7:05		
June 5	Buffalo, 2:05	at Montgomery, 6:05	Myrtle Beach, 2:05	at Kannapolis, TBD		
June 6	Buffalo, 7:05	at Montgomery, 7:05	Salem, 7:05	at Kannapolis, TBD		
June 7	at Toledo, 7:05	at Montgomery, 7:05	Salem, 7:05	at Kannapolis, TBD		
June 8	at Toledo, 7:05	at Montgomery, 7:05	Salem, 7:05	OFF		
June 9	at Toledo, 7:05	Chattanooga, 7:05	Salem, 7:05	Greenville, 7:00		
June 10	at Toledo, 7:05	Chattanooga, 7:05	at Frederick, 7:00	Greenville, 7:00		
June 11	at Indianapolis, 7:05	Chattanooga, 6:05	at Frederick, 6:00	Greenville, 7:00		
June 12	at Indianapolis, 2:05	Chattanooga, 5:05	at Frederick, 6:00	at Savannah, 6:05		
June 13	at Indianapolis, 7:05	Chattanooga, 7:05	Wilmington, 7:05	at Savannah, 7:05		
June 14	at Indianapolis, 7:05	OFF	Wilmington, 7:05	at Savannah, 7:05		
June 15	OFF	at Jacksonville, 7:05	Wilmington, 7:05	at Savannah, 7:05		
June 16	Durham, 7:05	at Jacksonville, 7:05	Kinston, 7:05	Lexington, 7:00		
June 17	Durham, 7:05	at Jacksonville, 7:05	Kinston, 7:05	Lexington, 7:00		
June 18	Durham, 7:05	at Jacksonville, 7:05	Kinston, 6:05	Lexington, 2:00		
June 19	Durham, 2:05	at Jacksonville, 3:05	Kinston, 2:05	Lexington, 2:00		
June 20	Syracuse, 7:05	ALL STAR BREAK	ALL STAR BREAK	ALL STAR BREAK		at Yankees, 12:00
June 21	Syracuse, 7:05	JACKSON, TN	MODESTO, CA	SALISBURY, MD	at Pulaski, 7:00	Yankees, 12:00
June 22	Syracuse, 7:05	ALL STAR BREAK	ALL STAR BREAK	ALL STAR BREAK	at Pulaski, 7:00	at Phillies, 12:00
June 23	Syracuse, 7:05	Mobile, 7:05	at Wilmington, 7:05	at Asheville, TBD	at Pulaski, 7:00	Phillies, 12:00
June 24	at Columbus, 7:05	Mobile, 7:05	at Wilmington, 7:05	at Asheville, TBD	at Bluefield, TBD	at Pirates, 12:00
June 25	at Columbus, 7:05	Mobile, 6:05	at Wilmington, 7:05	at Asheville, TBD	at Bluefield, TBD	Pirates, 12:00
June 26	at Columbus, 2:05	Mobile, 5:05	at Winston-Salem, 5:00	at Asheville, TBD	at Bluefield, TBD	OFF
June 27	at Columbus, 7:05	Mobile, 7:05	at Winston-Salem, 7:00	Savannah, 7:00	Princeton, TBD	Blue Jays, 12:00
June 28	at Louisville, 7:05	OFF	at Winston-Salem, 7:00	Savannah, 7:00	Princeton, TBD	at Blue Jays, 12:00
June 29	at Louisville, 7:05	at Huntsville, 6:43	Frederick, 7:05	Savannah, 1:00	Princeton, TBD	at Tigers, 7:00
June 30	at Louisville, 7:05	at Huntsville (DH), 4:43	Federick, 7:05	Savannah, 7:00	Greenville, TBD	Tigers, 12:00
July 1	at Louisville, 7:05	at Huntsville, 6:43	Frederick, 7:05	Charleston, 7:00	Greenville, TBD	Yankees, 12:00
July 2	at Durham, 7:05	at Huntsville, 6:43	Myrtle Beach, 6:05	Charleston, 7:00	Greenville, TBD	at Yankees, 10:00a
July 3	at Durham, 2:05	at Huntsville, 6:43	Myrtle Beach, 6:05	Charleston, 2:00	Burlington, TBD	OFF
July 4	Durham, 7:05	Jackson, 7:05	Myrtle Beach, 7:05	at Savannah, 6:05	at Burlington, 7:00	Phillies, 12:00
July 5	Durham, 7:05	Jackson, 7:05	Myrtle Beach, 7:05	at Savannah, 7:05	at Greenville, 7:00	at Phillies, 12:00
July 6	at Charlotte, 7:05	Jackson, 7:05	at Kinston, 6:30	at Savannah, 7:05	at Greenville, 7:00	Pirates, 12:00
July 7	at Charlotte, 7:05	Jackson, 7:05	at Kinston, 6:30	Greenville, 7:00	at Greenville, 7:00	at Pirates, 12:00
July 8	Charlotte, 7:05	at Mobile, 7:05	at Kinston, 6:30	Greenville, 7:00	Bluefield, TBD	at Blue Jays, 12:00
July 9	Charlotte, 7:05	at Mobile, 7:05	Potomac, 7:05	Greenville, 7:00	Bluefield, TBD	Blue Jays, 10:00a
July 10	Charlotte, 2:05	at Mobile, 6:05	Potomac, 6:05	Greenville, 2:00	Bluefield, TBD	OFF
July 11	ALL STAR BREAK	at Mobile, 7:05	Potomac, 7:05	OFF	OFF	Tigers, 12:00
July 12	ALL STAR BREAK	OFF	OFF	at Kannapolis, TBD	Kingsport, TBD	at Tigers, 10:00a
July 13	Salt Lake City, UT	Tennessee, 7:05	Winston-Salem, 7:05	at Kannapolis, TBD	Kingsport, TBD	at Yankees, 12:00
July 14	Norfolk, 7:05	Tennessee, 7:05	Winston-Salem, 7:05	at Kannapolis, TBD	Kingsport, TBD	Yankees, 12:00
July 15	Norfolk, 7:05	Tennessee, 7:05	Winston-Salem, 7:05	at Kannapolis, TBD	at Burlington, 7:00	at Phillies, 12:00
July 16	Norfolk, 7:05	Tennessee, 6:05	Winston-Salem, 6:05	at Greenville, TBD	at Burlington, 7:00	Phillies, 10:00a
July 17	Norfolk, 2:05	Tennessee, 5:05	at Potomac, 6:05	at Greenville, TBD	at Burlington, 6:00	OFF
July 18	Louisville, 7:05	Tennessee, 7:05	at Potomac, 7:05	at Greenville, TBD	at Pulaski, 7:00	at Pirates, 12:00
July 19	Louisville, 7:05	OFF	at Potomac, 12:05	OFF	at Pulaski, 7:00	Pirates, 12:00
July 20	Louisville, 7:05	at Jacksonville, 7:05	at Potomac, 7:05	Delmarva, 7:00	at Pulaski, 7:00	Blue Jays, 12:00
July 21	Louisville, 12:05	at Jacksonville, 7:05	at Salem, 7:05	Delmarva, 7:00	Burlington, TBD	at Blue Jays, 12:00
July 22	at Norfolk, 7:05	at Jacksonville, 7:05	at Salem, 7:05	Delmarva, 7:00	Burlington, TBD	at Tigers, 12:00
July 23	at Norfolk, 7:05	at Jacksonville, 7:05	at Salem, 6:05	Kannapolis, 7:00	Burlington, TBD	Tigers, 10:00a

2011 Minor League Schedules (Cont.)

Date	Gwinnett	Mississippi	Lynchburg	Rome	Danville	GCL
July 24	at Norfolk, 2:05	at Jacksonville, 3:05	OFF	Kannapolis, 2:00	Pulaski, TBD	OFF
July 25	at Norfolk, 7:05	OFF	at Myrtle Beach, 7:05	Kannapolis, 7:00	Pulaski, TBD	Yankees, 12:00
July 26	at Durham, 7:05	Mobile, 7:05	at Myrtle Beach, 7:05	Kannapolis, 7:00	Pulaski, TBD	at Yankees, 12:00
July 27	at Durham, 7:05	Mobile, 7:05	at Myrtle Beach, 7:05	OFF	OFF	Phillies, 12:00
July 28	at Durham, 7:05	Mobile, 7:05	at Myrtle Beach, 7:05	at Lexington, 7:05	at Elizabethton, TBD	at Phillies, 12:00
July 29	at Durham, 7:05	Mobile, 7:05	Salem, 7:05	at Lexington, 7:05	at Elizabethton, TBD	Pirates, 12:00
July 30	Indianapolis, 2:05	Mobile, 6:05	Salem, 6:05	at Lexington, 7:05	at Elizabethton, TBD	at Pirates, 10:00a
July 31	Indianapolis, 7:05	at Jackson, 6:05	Salem, 6:05	at Lexington, 5:05	at Bristol, 7:00	OFF
August 1	Indianapolis, 7:05	at Jackson, 7:05	OFF	Greenville, 7:00	at Bristol, 7:00	at Blue Jays, 12:00
August 2	Indianapolis, 7:05	at Jackson, 7:05	at Frederick, 7:00	Greenville, 7:00	at Bristol, 7:00	Blue Jays, 12:00
August 3	OFF	at Jackson, 7:05	at Frederick, 7:00	Greenville, 7:00	at Princeton, 7:00	Tigers, 7:00
August 4	at Charlotte, 7:05	at Jackson, 7:05	at Frederick, 7:00	Greenville, 7:00	at Princeton, 7:00	at Tigers, 12:00
August 5	at Charlotte, 7:05	Carolina, 7:05	Wilmington, 7:05	at Augusta, 7:05	at Princeton, 7:00	at Yankees, 12:00
August 6	Charlotte, 7:05	Carolina, 6:05	Wilmington, 7:05	at Augusta, 7:05	Bristol, TBD	Yankees, 10:00a
August 7	Charlotte, 2:05	Carolina, 5:05	Wilmington, 6:05	at Augusta, 5:35	Bristol, TBD	OFF
August 8	at Scranton-WB, 7:05	Carolina, 7:05	Kinston, 7:05	at Augusta, 7:05	Bristol, TBD	at Phillies, 12:00
August 9	at Scranton-WB, 7:05	Carolina, 7:05	Kinston, 7:05	OFF	Elizabethton, TBD	Phillies, 12:00
August 10	at Scranton-WB, 7:05	at Mobile, 7:05	Kinston, 7:05	Asheville, 7:00	Elizabethton, TBD	at Pirates, 12:00
August 11	at Scranton-WB, 7:05	at Mobile, 7:05	at Wilmington, 7:05	Asheville, 7:00	Elizabethton, TBD	Pirates, 12:00
August 12	Pawtucket, 7:05	at Mobile, 7:05	at Wilmington, 7:05	Asheville, 7:00	at Burlington, 7:00	Blue Jays, 12:00
August 13 10:00a	Pawtucket, 7:05	at Mobile, 7:05	at Wilmington, 6:05	Asheville, 7:00	at Burlington, 7:00	at Blue Jays,
August 14	Pawtucket, 2:05	at Mobile, 7:05	at Wilmington, 1:35	at Greenville, TBD	at Burlington, 6:00	OFF
August 15	Pawtucket, 7:05	OFF	at Winston-Salem, 7:00	at Greenville, TBD	OFF	at Tigers, 7:00
August 16	at Syracuse, 7:05	Huntsville, 7:05	at Winston-Salem, 7:00	at Greenville, TBD	Princeton, TBD	Tigers, 12:00
August 17	at Syracuse, 7:05	Huntsville, 7:05	at Winston-Salem, 7:00	at Greenville, TBD	Princeton, TBD	Yankees, 12:00
August 18	at Syracuse, 7:05	Huntsville, 7:05	Frederick, 7:05	at Asheville, TBD	Princeton, TBD	at Yankees, 12:00
August 19	at Syracuse, 7:05	Huntsville, 7:05	Frederick, 7:05	at Asheville, TBD	at Johnson City, TBD	Phillies, 12:00
August 20	at Charlotte, 7:05	Huntsville, 6:05	Frederick, 6:05	at Asheville, TBD	at Johnson City, TBD	at Phillies, 10:00a
August 21	at Charlotte, 2:05	at Montgomery, 6:05	Frederick, 6:05	at Asheville, TBD	at Johnson City, TBD	OFF
August 22	Charlotte, 7:05	at Montgomery, 7:05	OFF	Savannah, 7:00	at Kingsport, TBD	Pirates, 12:00
August 23	Charlotte, 10:35a	at Montgomery, 7:05	at Myrtle Beach, 7:05	Savannah, 7:00	at Kingsport, TBD	at Pirates, 12:00
August 24	OFF	at Montgomery, 7:05	at Myrtle Beach, 7:05	Savannah, 7:00	at Kingsport, TBD	at Blue Jays, 12:00
August 25	Norfolk, 7:05	at Montgomery, 7:05	at Myrtle Beach, 7:05	Savannah, 7:00	Johnson City, TBD	Blue Jays, 12:00
August 26	Norfolk, 7:05	Birmingham, 7:05	at Kinston, 6:30	Kannapolis, 7:00	Johnson City, TBD	Tigers, 12:00
August 27	Norfolk, 7:05	Birmingham, 6:05	at Kinston, 6:30	Kannapolis, 7:00	Johnson City, TBD	at Tigers 10:00a
August 28	Norfolk, 2:05	Birmingham, 5:05	at Kinston, 1:30	Kannapolis, 2:00	Bluefield, TBD	
August 29	at Durham, 7:05	Birmingham, 7:05	OFF	Kannapolis, 7:00	Bluefield, TBD	
August 30	at Durham, 7:05	Birmingham, 7:05	Potomac, 7:05	Kannapolis, 7:00	Bluefield, TBD	
August 31	at Norfolk, 7:05	OFF	Potomac, 7:05	OFF		
September 1	at Norfolk, 7:05	at Carolina, 7:15	Potomac, 7:05	Augusta, 7:05		
September 2	at Charlotte, 7:05	at Carolina, 7:15	Potomac, 7:05	Augusta, 7:05		
September 3	at Charlotte, 7:05	at Carolina, 6:15	Winston-Salem, 6:05	Augusta, 7:05		
September 4	Charlotte, 2:05	at Carolina, 6:15	Winston-Salem, 6:05	Augusta, 5:35		
September 5	Charlotte, 2:05	at Carolina, 12:00	Winston-Salem, 2:05	Augusta, 2:05		



Gwinnett Braves

Coolray FieldGwinnett Stadium (10,000)
AddressOne Braves Ave., Lawrenceville, GA 30043
Mailing AddP.O. Box 490310, Lawrenceville, GA 30049
Websitegwinnettbraves.com
Phone(678) 277-0338
Press Box(678) 277-0300 (ext. 70321)

General ManagerNorth Johnson
Assistant General ManagerShari Massengill
Media Relations CoordinatorNick Margiasso
ClassAAA
LeagueInternational League (South)
2010 Record72-71, 2nd (-16.0)



Manager - Dave Brundage

The 2011 campaign marks Dave Brundage's fifth with the Braves organization and his fifth at the helm for the Club's Triple-A affiliate Gwinnett Braves (Richmond Braves 2007-08). In his first season (2007) with the club, Brundage led the team to the International League Championship en route to being named the organization's Minor League Manager of the Year. Also in his first season with the organization, he was selected to manage the U.S. team in the 2007 Futures Game.

In 13 seasons as a minor league manager, he has compiled a 946-881 (.518) record, including a 293-276 (.515) mark with GWI, and has led eight of his clubs to the postseason and three of his clubs to league championships.

Brundage came to the Braves after spending the previous 19 years as a player, coach and manager in the Seattle Mariners organization. In 2006 Brundage managed the Tacoma Rainiers (AAA) and from 2001-05 he managed the San Antonio Missions (AA).

In 2003, Brundage was named *Baseball America's* Minor League Manager of the Year and he was also tabbed the Texas League Manager of the Year. In 2001, he managed the West Division in the 2001 TL All-Star game.

From 1998-2000, Brundage served as the hitting coach for Triple-A Tacoma and in 1997 he managed the Memphis Chicks (AA). Brundage's managerial career began in 1995 with a two-year stint with the Mariners' Single-A affiliate.

Originally drafted by the Philadelphia Phillies in the fourth round of the 1986 draft, Brundage spent a total of seven seasons (Philadelphia, 1986 and Seattle, 1987-1992) in the minor leagues as an outfielder and pitcher before being resigned by Seattle in 1993 as a player-coach at Calgary. Brundage, 45, resides in Buford, Ga., with his wife, Dameron, son, Beau and twins, Baylor and Barrett.



Pitching Coach - Marty Reed

Marty Reed is in his first season as the Gwinnett Braves pitching coach and his third season overall with the Braves organization. He spent his first two years (2009-10) with the Club as the Mississippi (AA) Braves pitching coach.

Previous to joining the organization, Reed spent nine years in the Los Angeles Dodgers system in a variety of capacities including minor league pitching coordinator (2006-08) and pitching coach for their Single-A (Vero Beach; 2005 and 2000-01) and Double-A teams (Jacksonville; 2002-04). Reed's professional coaching career began in 1999 at the Dodgers rookie-level Great Falls.

Prior to joining the Dodgers system, Reed was the head coach of Pfeiffer University from 1996-99 and previous to that he was a member of the University of Tampa coaching staff for seven seasons (1990-96) that included back-to-back NCAA Division II championships (1992-93). Reed earned a bachelor's degree in physical education from the University of Tampa. The former 1984 California Angels draft pick pitched five seasons in their system, compiling a 49-36 record.



Hitting Coach - Jamie Dismuke

In his third season with the Braves organization, Jamie Dismuke will serve his third campaign as the Gwinnett Braves hitting coach.

Prior to joining the Braves, Dismuke spent nine seasons in the Cincinnati Reds organization as their Double-A (Chattanooga) hitting coach from 2004-08 and for the final 16 games of the 2008 season, he was named the Lookouts interim manager. From 2001-03 he was the Club's Class-A hitting coach at three different locations (Mudville, 2001; Stockton, 2002; Potomac, 2003).

In 2006, Dismuke coached the Phoenix Desert Dogs of the Arizona Fall League, and he was also a member of the coaching staff for the league's inaugural Rising Stars Showcase. Dismuke's coaching career began in 1999 when he was assigned to Chattanooga as a player-coach before joining the staff full-time in 2000. Originally selected by Cincinnati in the 12th round of the 1989 June draft, the former first baseman played nine minor league seasons, including eight with the Reds.

Dismuke, 41, and his wife, Tammy, reside in Chattanooga, Tenn.



Trainer - Mike Graus

Mike Graus is in his 19th season with the Braves organization and sixth with the Triple-A Club. Prior to joining the Class-AAA Club in 2006 (Richmond), Graus served as the athletic trainer for Mississippi for two seasons. Graus' first training position was held with the Idaho Falls Braves in 1993 and since then has had assignments in Danville, Eugene, Macon, Myrtle Beach, Greenville and Mississippi.

In addition to his training duties with the Braves, Graus is also the Minor League Head Athletic Trainer and worked Major League spring training in 1998, 2001, 2003 and 2005. He has also served as a trainer in the Instructional League as well as the Venezuelan Winter League and Arizona Fall League.

Graus earned his bachelor's degree in athletic training from the University of Nebraska in 1991 and his master's degree in exercise physiology from the University of Alabama at Birmingham in 1993. Mike, his wife, Erica, and their daughters, Ashton and Avery, reside in Marietta, Ga.

2010 Gwinnett Braves Final Statistics

BATTING

BATTER	AVG	G	AB	R	H	TB	2B	3B	HR	RBI	SH-SF	HP	BB-IBB	SO	SB-CS	DP	E
Anderson, Josh	.189	19	53	8	10	11	1	0	0	1	3-0	1	2-0	11	3-1	1	0
Blanco, Gregor	.286	44	154	26	44	55	8	0	1	11	9-0	1	23-0	28	9-1	1	0
Bolivar, Luis	.217	58	184	19	40	56	6	2	2	13	1-1	4	8-0	46	9-0	3	12
Boscan, J.C.	.250	66	220	20	55	81	11	0	5	21	4-0	2	22-0	51	1-0	7	2
Cabrera, Willie	.192	8	26	1	5	6	1	0	0	2	0-0	0	1-0	6	0-1	2	1
Canizares, Barbaro	.341	126	425	58	145	214	28	1	13	77	0-4	7	40-4	54	2-0	20	2
Cleven, Brent	.257	53	191	19	49	66	8	0	3	29	0-1	0	22-2	62	3-0	4	4
Diaz, Matt	.250	3	12	2	3	4	1	0	0	3	0-0	0	0-0	3	0-0	0	0
Escobar, Yúnel	.667	1	3	1	2	2	0	0	0	0	0-0	0	1-1	1	0-0	0	1
Freeman, Freddie	.319	124	461	73	147	240	35	2	18	87	0-9	6	43-3	84	6-2	14	6
Glaus, Troy	.333	8	30	10	10	18	2	0	2	8	0-0	1	4-0	10	0-0	1	2
Hernandez, Diory	.319	30	116	13	37	48	7	2	0	17	0-1	1	4-0	21	3-1	1	4
Hicks, Brandon	.211	77	261	27	55	87	9	1	7	22	1-0	5	20-1	74	10-6	6	20
Holt, J.C.	.167	15	36	4	6	6	0	0	0	3	0-0	0	3-0	6	1-1	0	0
Jones, Mitch	.250	89	324	42	81	160	23	1	18	45	0-4	2	19-1	83	2-5	8	3
McLouth Nate	.234	34	128	18	30	49	1	0	6	18	0-2	2	19-0	21	7-0	1	1
Mercado, Orlando	.069	9	29	4	2	5	0	0	1	5	0-1	0	3-0	1	0-0	0	0
Nelson, Dan	.429	5	21	3	9	14	2	0	1	6	0-0	0	0-0	2	0-0	0	0
Prado, Martin	.250	1	4	0	1	1	0	0	0	0	0-0	0	0-0	0	0-0	0	0
Ramirez, Wilkin	.253	24	83	16	21	38	3	1	4	14	0-1	3	10-0	22	2-0	1	2
Richardson, Antoon	.280	7	25	1	7	7	0	0	0	2	0-1	1	5-0	9	3-0	1	1
Romero, Alex	.190	18	58	2	11	15	1	0	1	2	1-0	1	3-0	10	1-0	4	0
Sammons, Clint	.162	84	271	24	44	66	7	0	5	24	2-3	4	30-1	59	2-4	7	1
Schaffer, Jordan	.201	52	189	16	38	48	5	1	1	8	5-1	0	14-0	47	9-8	1	2
Taveras, Willy	.119	17	42	6	5	6	1	0	0	1	0-0	1	4-0	4	4-1	2	0
Thurston, Joe	.273	131	465	53	127	192	18	4	13	67	7-4	4	32-2	64	7-7	10	18
Timmons, Wes	.293	114	386	67	113	156	23	1	6	43	5-3	11	60-2	33	19-8	9	9
Young, Matt	.300	134	487	88	146	198	33	5	3	35	2-2	7	57-3	53	39-7	13	5
Totals	.263	143	4760	627	1253	1866	238	21	111	568	54-38	64	450-20	896	142-53	119	116

PITCHING

PITCHER	W-L	ERA	G	GS	CG	GF	SHO	SV	IP	H	R	ER	HR	BB-IBB	SO	WP	BK
Beachy, Brandon	2-0	2.17	8	7	0	1	0	1	45.2	40	17	11	2	6-0	48	1	0
Broadway, Michael	4-0	5.37	17	0	0	4	0	0	22.0	21	17	14	1	9-0	19	1	0
Cordier, Erik	1-1	5.63	2	2	0	0	0	0	8.0	7	5	5	0	7-0	4	0	0
Diamond, Scott	4-1	3.36	10	10	1	0	1	0	56.1	53	25	21	2	15-0	33	4	0
Dunn, Michael	2-0	1.52	38	0	0	18	0	7	47.1	31	12	8	1	25-0	64	4	1
Gearin, Cory	3-5	3.36	52	0	0	15	0	0	80.1	72	32	30	6	32-1	66	12	0
Gomez, Mariano	3-2	2.89	30	0	0	7	0	1	46.2	41	18	15	2	18-2	28	4	0
Gustafson, Tim	7-6	5.70	14	13	0	0	0	0	66.1	82	44	42	6	39-1	36	3	0
Hyde, Lee	2-3	4.29	22	0	0	6	0	0	21.0	24	12	10	2	12-2	17	3	0
Jurrjens, Jair	1-1	5.54	3	3	0	0	0	0	13.0	20	8	8	2	6-0	9	1	0
Kawakami, K.	0-1	4.29	5	5	0	0	0	0	21.0	26	12	10	5	5-0	22	2	0
Kimbrel, Craig	3-2	1.62	48	0	0	43	0	23	55.2	28	13	10	3	35-0	83	8	1
Lyman, Jeff	0-0	4.72	21	0	0	5	0	0	34.1	32	24	18	2	23-0	26	2	0
Marek, Stephen	2-2	1.43	49	0	0	24	0	9	50.1	38	13	8	4	19-0	56	0	0
Martinez, Cristhian	5-1	3.08	23	2	0	7	0	0	52.2	45	22	18	3	8-0	49	0	1
Minor, Mike	4-1	1.89	6	6	0	0	0	0	33.1	19	7	7	1	12-0	37	0	0
Nunez, Vladimir	1-1	4.50	31	1	0	4	0	0	52.0	61	30	26	4	25-1	41	1	0
O'Flaherty, Eric	0-0	0.00	3	0	0	0	0	0	4.0	1	0	0	0	1-0	5	0	0
Ortegano, Jose	3-11	6.20	21	20	0	0	0	0	103.0	122	77	71	13	44-0	85	5	0
Parr, James	2-5	5.16	9	9	0	0	0	0	45.1	54	26	26	6	17-0	28	1	1
Proctor, Scott	4-3	7.08	31	0	0	4	0	0	34.1	45	29	27	6	15-2	29	4	1
Redmond, Todd	9-10	4.26	28	28	1	0	1	0	162.2	156	86	77	21	44-0	142	1	0
Resop, Chris	6-3	2.09	15	15	1	0	1	0	82.0	53	20	19	4	32-1	91	4	0
Reyes, Jo-Jo	1-5	5.70	12	10	0	1	0	0	47.1	57	33	30	8	15-0	50	2	1
Reynoso, Jonny	2-7	5.40	14	10	0	1	0	0	56.2	76	41	34	3	26-1	40	6	1
Venters, Jonny	1-0	1.35	2	1	0	0	0	0	6.2	4	1	1	0	1-0	6	0	0
Totals	72-71	3.93	143	143	3	140	9	54	1249.0	1209	624	546	107	491-11	1115	69	7

Mississippi Braves

StadiumTrustmark Park (8,480)
AddressOne Braves Way, Pearl, MS 39208
Mailing AddP.O. Box 97389, Pearl, MS 39288
Websitemississippibraves.com
Phone(601) 932-8788
Press Box(601) 644-7612

General ManagerSteve DeSalvo
Assistant General ManagerJim Bishop
Ad and Design ManagerBrian Byrd
ClassAA
LeagueSouthern League (South)
2010 Record63-74, 4th (-16.5)



Manager - Ralph "Rocket" Wheeler

The 2011 season will be Wheeler's first campaign as the Mississippi Braves manager and his ninth season overall as a skipper in the Braves organization (Myrtle Beach, 2006-10 and Rome, 2003-05). In his eight seasons as a minor league manager, he has amassed a 566-554 (.505) record.

In 2009, Wheeler managed the Carolina League All-Star Game. Following the 2008 season, he garnered the prestigious honor of being named by *Baseball America* as the Minor League Manager of the Year as well as the Carolina League Manager of the Year after leading MB to a franchise-record 89 regular-season wins. In 2003 season, Wheeler led Rome to the South Atlantic League Championship earning Braves Minor League Manager of the Year honors. During the 2008 off-season, Wheeler piloted the Mesa Solar Sox of the Arizona Fall League.

Prior to joining the Braves organization, Wheeler spent 26 seasons (1977-2002) in the Toronto Blue Jays organization as a player, coach and manager.

In 1999, Wheeler was named Florida State League Manager of the Year (Dunedin Blue Jays) and in 1996 while at St. Catharine, Wheeler was awarded the inaugural Bobby Mattick Award for excellence in player development after being named the Manager of the Year in the New York-Penn League.

A 13th-round draft pick in 1977, Wheeler played six seasons in the Blue Jays farm system and began his coaching career in 1981 while also a full-time player at Florence.

Wheeler, 54, attended the University of Houston, where he majored in health and physical education while playing baseball for the Cougars. He resides in the Myrtle Beach, S.C., area and has one son, Marty, and a daughter, Kate.



Pitching Coach - Mike Alvarez

Mike Alvarez has been a member of the Braves organization since 1998 and has served as both a minor league pitching coach and a minor league roving pitching instructor.

The 2011 campaign marks his third stint as the organization's Double-A pitching coach after serving six of his last seven seasons (2006-10 and 2004) as the Club's minor league roving pitching instructor. In 2005, he was the Richmond (AAA) pitching coach. During the 2008 offseason, Alvarez was a member of the coaching staff for the Magallanes of the Venezuelan Winter League.

Alvarez first joined the organization in 1998 as Greenville's (AA) pitching coach, a position he held through 2000. During the 2001 season, he spent half of the season as a roving pitching coach and the remainder of the season as Jamestown's (R) pitching coach. Alvarez was the pitching coach for the Danville (R) Braves in 2002 and the Greenville (AA) Braves in 2003.

From 1985-1997, Alvarez spent 13 years as a pitching coach in the Kansas City Royals organization, including five years with the club's Triple-A team, the Omaha Royals. He also coached the Baseball City Royals (1988-1990), Appleton Foxes (1987), and Ft. Meyers Royals (1985-1986).

A right-handed pitcher, Alvarez played five seasons for the Baltimore Orioles (1980-1981) and Kansas City Royals (1981-1984). After graduating from Hialeah High School, he attended Louisiana State University. Alvarez, 47, and his wife, Thelma, reside in Miami, Fla., with their son, Kyle.



Hitting Coach - Garey Ingram

Garey Ingram is in his second season with the Braves organization and the Mississippi Club after serving as hitting coach in 2009 with San Francisco's Double-A affiliate Connecticut Defenders.

From 2002 to 2008 Ingram spent seven seasons as a minor league hitting coach in the Los Angeles Dodgers system. He was the hitting coach for two years at Class A Great Lakes and coached the Columbus/South Georgia Waves from 2003 to 2006.

Ingram retired from his 14-year professional playing career in 2002 and began his coaching career that same season with the Gulf Coast League Dodgers. Ingram's playing days included parts of three Major League seasons with Los Angeles-NL (1994-95, '97). He made history on May 19, 1994, when, as pinch-hitter, he became the 67th Major League player to homer in his first plate appearance, doing so at Denver's Mile High Stadium.

The former infielder/outfielder was drafted by the Dodgers out of Middle Georgia Junior College in June 1989. He resides in Columbus, Ga.



Trainer - Ricky Alcantara

Ricky Alcantara is in his fourth season as the Mississippi Braves trainer. Prior to coming to Mississippi, Ricky worked in the same capacity for two seasons at Myrtle Beach (2006-07) and previous to that he was the Gulf Coast League Braves head trainer from 2003-04. During the 2003 season, Alcantara served as an intern for the Braves Instructional League and also worked a Colorado Rockies homestand that year.

During the 2008 offseason, Alcantara served as a trainer for the Sharks of the Hawaii Winter Baseball League. Alcantara attended Major League spring training in 2006 and during the 2007 winter he worked as a trainer in the Venezuelan Winter League for the Leones de Caracas.

A 2003 graduate of Texas State University in San Marcos, Alcantara was a member of the TSU athletic training staff and earned a bachelor's degree in athletic training. Alcantara resides in Dallas, Texas.

2010 Mississippi Braves Final Statistics

BATTING

BATTER	AVG	G	AB	R	H	TB	2B	3B	HR	RBI	SH-SF	HP	BB-IBB	SO	SB-CS	DP	E
Anderson, Chris	.286	7	21	1	6	6	0	0	0	2	0-0	0	5-1	8	0-1	0	0
Bolivar, Luis	.277	47	159	22	44	63	6	2	3	17	1-0	2	13-1	41	5-4	1	14
Cabrera, Willie	.306	99	366	48	112	166	37	1	5	56	0-3	9	29-1	36	13-6	14	4
Colonel, Christian	.324	11	34	10	11	19	3	1	1	4	0-0	1	3-0	8	1-0	3	0
Duncan, Mike	.244	77	246	24	60	81	10	1	3	25	1-3	2	24-0	47	14-4	8	3
Duncan, Eric	.267	119	439	56	117	174	23	5	8	64	0-5	4	35-5	108	6-4	8	12
Gomez, Mauro	.281	133	495	67	139	233	42	2	16	80	0-8	10	46-3	122	1-2	12	13
Gomez, Yasser	.323	38	127	9	41	44	3	0	0	9	0-0	0	19-0	9	1-3	5	2
Gonzalez, Juan	.206	34	102	7	21	25	4	0	0	12	1-1	4	14-1	26	0-0	0	10
Gress, Rady	.250	39	96	13	24	34	4	0	2	6	3-0	2	11-1	26	0-1	1	9
Johnson, Benji	.079	13	38	4	3	4	1	0	0	1	0-0	2	7-0	15	0-0	0	0
Johnson, Cody	.189	75	233	26	44	80	6	0	10	31	0-1	1	25-0	114	9-5	1	7
Jones, Mycal	.200	7	30	5	6	14	0	1	2	5	2-0	0	1-0	9	1-0	0	3
Jones, Travis	.225	33	71	13	16	21	2	0	1	5	0-0	2	6-0	19	3-1	0	1
Linares, Donell	.240	109	417	48	100	154	19	1	11	47	3-3	10	14-1	41	2-1	15	14
Machado, A.	.275	49	138	24	38	51	7	0	2	19	5-2	2	24-2	21	2-2	4	5
McGill, Shawn	.313	13	48	5	15	23	5	0	1	10	1-0	0	2-0	8	3-0	2	1
Mercado, O.	.286	84	262	30	75	84	9	0	0	20	0-3	1	39-2	38	3-2	5	7
Miles, Cole	.176	5	17	1	3	5	0	1	0	0	1-0	0	3-0	6	0-1	0	0
Nelson, Dan	.196	18	51	9	10	15	2	0	1	6	1-1	0	11-0	9	1-1	1	1
Pastornicky, T.	.254	38	134	22	34	49	5	2	2	15	7-2	1	16-0	22	11-2	4	5
Richardson, A.	.279	74	272	60	76	86	8	1	0	20	3-3	12	41-0	47	24-3	4	0
Rodriguez, C.	.220	64	173	17	38	49	7	2	0	24	1-3	3	20-0	36	3-2	6	2
Romero, Alex	.279	43	165	25	46	59	8	1	1	19	2-2	3	20-1	14	1-2	3	2
Schafer, Jordan	.175	18	63	7	11	14	3	0	0	5	0-1	0	8-0	12	1-1	0	0
Sucre, Jesus	.297	38	145	20	43	62	11	1	2	12	1-0	0	1-1	17	0-2	5	10
Ware, L.V.	.360	7	25	5	9	13	2	1	0	3	0-0	2	2-0	2	3-0	0	0
Zazueta, A.	.000	2	4	0	0	0	0	0	0	0	1-0	0	0-0	1	0-0	0	2
Totals	.257	137	4532	585	1164	1656	230	23	72	525	44-41	72	449-20	930	108-50	107	141


PITCHING

PITCHER	W-L	ERA	G	GS	CG	GF	SHO	SV	IP	H	R	ER	HR	BB-IBB	SO	WP	BK
Abreu, Juan	4-2	3.02	39	0	0	32	0	14	44.2	41	18	15	2	22-0	47	5	0
Beachy, Brandon	3-1	1.47	27	6	0	6	0	1	73.2	53	17	12	3	22-0	100	2	0
Broadway, M.	1-1	3.45	23	0	0	3	0	1	31.1	30	12	12	2	16-1	38	0	0
Butts, Brett	0-1	1.52	15	0	0	8	0	3	23.2	18	5	4	0	6-1	28	0	0
Castro, Yelias	2-2	8.27	10	0	0	3	0	0	16.1	15	16	15	3	18-0	13	3	0
Chapman, Jaye	1-4	5.19	36	1	0	19	0	0	50.1	60	35	29	1	25-3	53	4	0
Cofield, Kyle	1-3	4.39	18	10	0	2	0	0	55.1	58	30	27	4	23-0	38	5	0
Collins, Tim	0-0	1.13	6	0	0	4	0	2	8.0	4	1	1	1	3-0	14	0	0
Cordier, Erik	11-7	3.71	25	21	0	1	0	0	135.2	116	61	56	3	69-3	113	10	0
Delgado, Randall	3-5	4.74	8	8	0	0	0	0	43.2	36	26	23	2	20-0	42	2	0
Diamond, Scott	4-6	3.52	17	17	0	0	0	0	102.1	113	45	40	4	39-1	90	6	0
Gustafson, Tim	4-3	4.63	16	9	0	2	0	0	58.1	54	36	30	5	26-0	36	6	1
Harris, Ty'Relle	0-0	1.46	4	1	0	2	0	1	12.1	6	3	2	0	6-0	11	0	0
Hoover, J.J.	3-1	3.48	4	4	0	0	0	0	20.2	15	8	8	1	15-1	34	0	0
Huber, Jon	0-0	3.38	3	0	0	0	0	0	2.2	1	1	1	0	2-0	1	1	0
Hyde, Lee	2-3	2.95	29	0	0	19	0	8	39.2	42	20	13	2	12-0	35	3	0
Lyman, Jeff	0-0	9.00	1	0	0	0	0	0	1.0	2	1	1	0	0-0	1	0	0
Marek, Steve	4-0	0.00	11	0	0	11	0	4	13.0	7	0	0	0	1-0	18	1	0
Minor, Mike	2-6	4.03	15	15	0	0	0	0	87.0	74	48	39	8	34-1	109	2	1
Palica, Thomas	3-1	7.31	25	0	0	8	0	1	32.0	39	27	26	2	16-1	45	4	0
Pruneda, Benino	0-4	3.63	25	0	0	10	0	0	34.2	30	16	14	2	23-3	49	4	0
Resop, Chris	0-0	4.15	2	2	0	0	0	0	4.1	5	2	2	0	1-0	2	0	0
Reynoso, Ryne	0-1	5.68	6	0	0	2	0	0	12.2	11	8	8	2	4-1	14	0	0
Sullivan, Richard	4-11	5.09	36	13	0	5	0	2	120.1	140	81	68	10	40-3	91	9	1
Teheran, Julio	3-2	3.38	7	7	0	0	0	0	40.0	29	15	15	2	17-0	38	2	0
Thompson, J.	8-10	4.72	27	23	0	0	0	0	131.2	163	85	69	12	45-2	87	6	0
Totals	63-74	3.98	137	137	0	137	9	34	1195.1	1162	617	529	71	505-21	1147	75	3

Lynchburg Hillcats

StadiumLynchburg City Stadium (4,281)
 Address3180 Fort Avenue
 Lynchburg, VA 24501
 Websitelynchburg-hillcats.com
 Phone(434) 528-1144
 Press Box(434) 528-1144 (ext. 118)

Chairman of the BoardCalvin Falwell
 PresidentC. Rex Angel
 General ManagerPaul Sunwall
 Director of BroadcastingScott Bacon
 ClassAdvanced A
 LeagueCarolina League (Northern)
 2010 Record (MB Pelicans)58-82 , 4th (-23.5)



Manager - Luis Salazar

Luis Salazar is in his first season with the Braves organization and his ninth as a minor league manager. Salazar, who has 14 years of major league coaching experience, most recently managed the Vero Beach Dodgers (A) in 2006 and the Gulf Coast League Dodgers from 2002 to 2005.

Salazar joins the organization from the Los Angeles Dodgers, where he spent the previous three seasons (2007-09) as their Double-A hitting coach. Prior to joining the Dodgers organization, Salazar spent seven seasons with the Milwaukee Brewers, including one year as the Brewers first base coach. Salazar's coaching career began with Chandler in the rookie-level Arizona League in 1995 and then spent two seasons as manager of Single-A Beloit in 1996 and 1997. He was the Brewers' Triple-A hitting coach at Louisville in 1998 and 1999 and Indianapolis in 2000.

A 13-year major league veteran, Salazar played for the San Diego Padres, Chicago White Sox, Detroit Tigers and Chicago Cubs. The Venezuelan native and his wife, Graciela, and their son Carlos and daughter Viviana reside in Boca Raton, Fla.




Pitching Coach - Derek Botelho

In his 33rd year of professional baseball, Derek Botelho is in his first season as the High-A pitching coach and his 11th overall with the organization. Botelho served in the same role for the organization's Triple-A Gwinnett Braves for the past two seasons (2009-10) after working as Mississippi's pitching coach in 2007 and 2008. In 2006 Botelho was Richmond's pitching coach and Danville's in 2005. From 2003-04 he was a member of the Gulf Coast League Braves coaching staff.

In his 11 years coaching in the minors, Botelho has been a part of two championship teams, the '08 M-Braves and the '03 GCL Braves. In 2009, Botelho's staff ranked third in the International League in ERA (3.66) and second in strikeouts (1030), and in 2007 his staff led the Southern League in team ERA at 3.81, and their 1,032 strikeouts ranked second. During the 2009 season, Botelho was the pitching coach for the U.S. team in the Future's Game.

Prior to joining the Braves organization, Botelho spent 12 seasons as a pitching coach in the Reds' organization and 10 years as a player and coach in the Venezuelan winter leagues.

Originally drafted as a shortstop in 1974 by Philadelphia, Botelho attended Miami Dade South Junior College and later signed with the Phillies in 1976. He pitched professionally from 1976-89, including 11 seasons with the Cincinnati Reds and Major League stints with Kansas City (1982) and the Chicago Cubs (1985). The right-hander compiled over 100 wins in the minors. Botelho, 54, resides with his family in Burlington, Iowa.




Hitting Coach - Bobby Moore

Bobby Moore joins the Lynchburg Hillcats coaching staff from the Rome Braves where he spent previous 10 consecutive seasons as their hitting coach. Before joining Rome, Moore spent the 1999 and 2000 seasons as a coach for the Braves Class A affiliate in Greenville and in 1998 he worked with the rookie-level Danville 97s. His inaugural season of professional coaching was 1997 when he served as a coach with the Braves Single-A affiliate (Eugene Emeralds) of the Northwest League.

Moore attended Eastern Kentucky University and was a 16th-round draft pick by the Kansas City Royals in 1987. Twice in his career he was named to an All-Star team (Northwest League, 1987 and Southern League, 1990) and during the 1991 season, he received a call-up to the majors with the Kansas City Royals which lasted 18 games, resulting in a .357 average in 14 at-bats.

In December of 1991, Moore was traded to the Atlanta Braves in exchange for Rico Rossy. He played four total seasons (1992-96) in the Braves organization that included a one-year stint with the Laredos of the Mexican League (1993). In 1994, he rejoined the Royals organization before being re-signed by the Richmond Braves in June where he played for the remainder of the season. During his 10-year professional baseball career (1987-96), Moore compiled a .279 average and recorded 175 stolen bases.

Bobby and his wife, Jane, reside in his hometown of Cincinnati, Ohio, with their son, Robert.



Trainer - Ty Cobbs

Ty Cobbs is in his first season with the Lynchburg Hillcats after spending the 2010 season as the Gulf Coast League Braves trainer and the 2009 year with the Danville Braves. He originally joined the Braves organization as the assistant trainer for the GCL Braves in 2007 and remained with the Club through 2008. In 2010, Cobbs worked at major league spring training.

A graduate of Virginia Commonwealth University, Cobbs worked as an athletic training student assistant with their football, baseball, basketball, soccer and volleyball teams. While at VCU, Cobbs also worked for the University of Richmond and Virginia University athletic training staff.

Cobbs completed his master of science degree in health and movement science with a concentration in exercise science in May 2008. While working on his master's degree at VCU, Cobbs served as the head athletic trainer for John Marshall High School. During the 2008 off-season, Cobbs was as an adjunct faculty member at VCU's school of education.

Ty and his wife Stacy have one daughter, Emily, and reside in Midlothian, Va.

2010 Myrtle Beach Pelicans Final Statistics

BATTING

BATTER	AVG	G	AB	R	H	TB	2B	3B	HR	RBI	SH-SF	HP	BB-IBB	SO	SB-CS	DP	E
Anderson, Chris	.154	4	13	1	2	2	0	0	0	1	0-0	0	4-0	6	0-0	0	1
Avila, Gerardo	.230	41	152	20	35	64	6	1	7	22	1-0	0	17-2	49	1-2	1	6
Barba, Ryan	.170	36	112	5	19	26	7	0	0	5	1-1	3	4-0	17	3-0	3	5
Campusano, Yoel	.192	36	130	14	25	39	5	0	3	11	0-1	0	19-0	27	2-1	3	3
Culver, Calvin	.217	39	138	8	30	33	3	0	0	10	1-3	1	7-0	22	0-2	3	3
Curley, Chris	.357	4	14	1	5	8	1	1	0	0	0-0	0	1-0	3	0-1	0	0
Daniel, Michael	.143	11	49	1	7	9	2	0	0	2	1-0	0	2-0	10	0-1	0	2
Gosselin, Phillip	.154	6	26	2	4	7	1	1	0	0	0-0	0	0-0	7	0-0	0	3
Gress, Randy	.167	3	6	1	1	1	0	0	0	0	0-0	0	2-0	3	0-0	0	0
Hamlichak, Cory	.269	58	234	29	63	95	16	5	2	25	1-2	1	21-1	45	4-4	3	1
Johnson, Cody	.264	25	91	12	24	46	4	0	6	25	0-1	0	10-2	29	2-2	1	1
Jones, Michael	.282	97	372	40	105	140	20	0	5	47	0-4	2	34-1	80	1-2	3	7
Jones, Mycal	.269	69	275	51	74	116	19	1	7	22	2-3	7	31-0	66	15-4	2	18
Jones, Travis	.225	43	151	25	34	60	8	0	6	23	1-3	2	23-0	39	3-1	2	5
Kennelly, Matt	.226	76	261	26	59	93	11	1	7	26	2-1	0	27-0	42	1-4	7	4
Kreke, Jordan	.226	48	164	22	37	52	7	1	2	15	1-1	2	22-0	36	0-3	7	12
Marval, Osman	.286	20	56	6	16	23	4	0	1	7	1-0	0	1-0	9	0-0	0	0
McGill, Shawn	.154	6	13	2	2	2	0	0	0	1	0-0	1	1-0	6	0-0	0	1
Miles, Cole	.251	108	374	55	94	119	7	9	0	26	14-1	5	35-0	75	27-11	5	4
Milligan, Adam	.200	21	85	13	17	32	3	0	4	8	0-0	0	9-0	35	2-0	0	0
Moody, Shayne	.241	23	87	15	21	26	2	0	1	9	1-0	1	6-0	12	0-1	2	6
Dan, Nelson	.281	72	270	47	76	121	18	0	9	46	2-3	1	31-0	42	4-4	5	11
Rodriguez, G.	.253	85	320	50	81	143	15	4	13	53	0-6	4	26-0	110	5-5	6	2
Santamaria, J	.100	9	30	2	3	6	0	0	1	2	0-0	0	1-0	7	0-0	0	1
Schlehuber, B.	.115	27	87	9	10	19	1	1	2	6	2-0	2	4-0	12	0-0	0	3
Shehan, Chris	.181	22	72	5	13	18	1	2	0	3	3-1	1	9-0	17	3-0	1	1
Sime, Samuel	.258	98	357	33	92	128	13	1	7	42	2-1	0	21-1	10	10-3	7	22
Sucre, Jesus	.220	48	191	14	42	66	9	0	5	22	1-0	1	7-0	26	1-0	8	7
Surmoza, Luis	.219	81	278	23	61	86	11	4	2	24	2-2	2	22-0	82	6-3	7	5
Ware, L.V.	.253	76	233	36	59	85	9	4	3	21	7-3	7	17-0	62	11-8	3	1
Zazueta, Amadeo	.163	23	92	7	15	25	4	0	2	7	2-0	1	2-0	11	2-0	3	4
Totals	.238	140	4733	575	1126	1690	207	36	95	511	48-37	44	416-7	1070	104-62	82	154

PITCHING

PITCHER	W-L	ERA	G	GS	CG	GF	SHO	SV	IP	H	R	ER	HR	BB-IBB	SO	WP	BK
Abreu, Juan	0-0	8.22	8	0	0	3	0	1	15.1	14	14	14	5	8-0	15	0	1
Avilan, Luis	4-3	3.94	31	0	0	21	0	9	48.0	42	25	21	5	18-4	37	3	1
Berryhill, Thomas	2-2	7.71	10	0	0	3	0	0	14.0	19	12	12	1	7-3	14	2	0
Castro, Yelir	5-2	3.49	29	2	0	9	0	0	59.1	45	30	23	0	36-3	60	9	1
Chapman, Jaye	0-1	5.68	10	0	0	6	0	2	12.2	10	8	8	1	7-0	21	6	0
Clemens, Paul	0-4	3.69	27	8	0	9	0	2	75.2	83	46	31	5	28-4	65	10	0
Crim, Matthew	7-11	4.87	29	23	1	1	0	0	149.2	180	101	81	15	59-0	86	1	0
Delgado, Randall	4-7	2.76	20	20	0	0	0	0	117.1	89	46	36	7	32-1	120	6	0
Francis, David	2-3	4.31	21	0	0	5	0	0	39.2	49	22	19	0	22-3	29	5	0
Harris, Ty'Relle	1-2	3.71	17	0	0	10	0	1	26.2	23	11	11	0	12-2	37	1	0
Hoover, J.J.	11-6	3.26	24	24	0	0	0	0	132.2	126	56	48	7	35-1	118	6	0
Lorick, Jeffrey	0-0	0.00	1	0	0	0	0	0	2.0	1	0	0	0	0-0	2	0	0
Lowe, Jason	1-0	0.00	6	0	0	5	0	0	8.0	5	0	0	0	0-0	16	0	0
Oberholzer, Brett	6-6	4.15	22	18	0	3	0	2	112.2	123	59	52	7	18-0	107	6	0
Ortega, Jose	2-4	5.14	7	7	0	0	0	0	28.0	41	20	16	3	7-0	14	0	0
Palica, Thomas	0-0	2.28	16	0	0	7	0	1	27.2	24	8	7	3	9-1	26	1	0
Paulino, Angelo	3-5	2.66	41	0	0	18	0	3	74.1	73	26	22	2	28-5	65	3	1
Pope, Van	0-2	6.35	9	0	0	4	0	0	11.1	8	9	8	3	16-1	5	4	2
Proctor, Scott	1-0	6.14	6	0	0	0	0	0	7.1	8	5	5	0	2-0	5	0	0
Pruneda, Benino	1-1	2.70	20	0	0	13	0	5	30.0	25	14	9	0	14-1	44	1	0
Rasmus, Cory	0-3	3.27	8	8	0	0	0	0	41.1	38	19	15	3	18-0	30	1	0
Rodgers, Chad	1-8	4.73	33	0	0	17	0	2	45.2	45	31	24	0	27-2	37	3	0
Rohrbough, Cole	0-3	10.80	7	4	0	2	0	0	16.2	27	21	20	4	11-1	16	3	0
Spruill, Zeke	3-5	5.54	14	13	1	0	0	0	65.0	83	44	40	4	13-2	41	1	0
Teheran, Julio	4-4	2.98	10	10	0	0	0	0	63.1	56	22	21	6	13-1	76	3	1
Vizcaino, Arodys	0-0	4.61	3	3	0	0	0	0	13.2	16	9	7	1	3-0	11	1	1
Wilson, Andrew	0-0	4.09	6	0	0	2	0	0	11.0	8	6	5	1	6-0	7	0	0
Totals	53-84	4.68	137	137	3	133	7	331	185.2	1199	711	616	86	574-18	1062	110	9

Rome Braves

Stadium	State Mutual Stadium (5,105)	General Manager	Mike Dunn
Address	755 Braves Boulevard, Rome, GA 30161	Assistant General Manager	Jim Jones
Mailing Add	P.O. Box 5515, Rome, GA 30162	Class	A
Website	romebraves.com	League	South Atlantic League (Southern)
Phone	(706) 368-9388	2010 Record	.59-80, 6th (-20.5)
Press Box	(706) 378-5132		



Manager - Matt Walbeck

Matt Walbeck is in his first season with the Braves organization and his seventh as a minor league manager. Walbeck, the 2010 Eastern League Manager of the Year, joins the Rome Braves coaching staff from the Pittsburgh Pirates, where he served as the organization's Double-A manager for the previous two seasons (2009-10).

In 2008 he was the third base coach and catching instructor for the Texas Rangers, his only season as a coach at the major league level. From 2004 to 2007, Walbeck spent four seasons as a manager in the Detroit Tigers farm system and led his teams to playoff appearances in each of those four campaigns. In 2004 and 2006 he claimed league titles with West Michigan (A).

In 2007, he was honored by *Baseball America* as the Minor League Manager of the Year after leading the SeaWolves to the best overall record in the Eastern League's Southern Division. In addition, he has twice earned Eastern League Manager of the Year honors (2010 and 2007) and was also named the Midwest League Manager of the Year in 2006.

A former catcher, the 41-year-old played 11 major league seasons (1993-2003) with the Anaheim Angels, Chicago Cubs, Detroit Tigers, Minnesota Twins and Philadelphia Phillies after being drafted by the Cubs in the eighth round of the 1987 free agent draft.

Walbeck resides in Fair Oaks, Calif., with his wife Stephenie and their three children: Luke, Olivia and Tatum.




Pitching Coach - Derrick Lewis

The 2011 season marks Derrick Lewis' first as pitching coach for the Rome Braves and his eighth season overall in the Braves organization. Lewis previously served in the same capacity for three seasons (2008-10) with the rookie-level Danville Braves and four seasons (2004-07) with the Gulf Coast League Braves.

In 2009, Lewis' pitching staff ranked first in the Appalachian League with a 3.05 ERA, 604.2 innings pitched and 26 saves and was second with 582 strikeouts.

Lewis' affiliation with the Braves dates back to 1997 when Atlanta selected him in the 20th-round of the June free agent draft. He spent six years (1997-2003) as a pitcher in the Braves minor league system and was selected by the Braves organization as the Myrtle Beach Pitcher of the Year in 1999 when he finished second in the Carolina League in ERA. For his career, he posted a 31-37 record with a 4.04 ERA in 161 minor league games.

Derrick and his wife, Roslyn, reside in Charlotte, N.C.



Hitting Coach - Carlos Mendez

Carlos Mendez is in his first season as the Rome Braves hitting coach and his fourth year as a coach in the Braves organization. From 2008 to 2010 Mendez served as the hitting coach for the Danville Braves.

Mendez, a career .297 hitter at the minor-league level, played 16 seasons with five different organizations (Kansas City, Detroit, Oakland, Baltimore and Atlanta) from 1991-2007. During his 16-year career, Mendez often ranked in the top ten in several offensive categories and he was also named to several All-Star teams.

In 2003, Mendez spent nearly four months with the Baltimore Orioles over two stints and played in 26 games for the club. In 1994, he led the Midwest League (Single-A) with a .355 batting average. Mendez was originally signed by the Kansas City Royals as a non-drafted free agent in 1991.

Carlos and his wife, Courtney, have two children, Carlos Jr., and Tatiana and reside in Wilmington, Del.



Trainer - Brandon Harris

Brandon Harris, 26, is in his third season as an athletic trainer in the Braves organization and his first with the Rome Braves. Prior to joining the Rome affiliate, he worked with the Dominican Summer League Braves in 2010 and the Gulf Coast League squad in 2009.

Harris received his bachelors degree in Athletic Training from Huntingdon College (Ala.) in 2007. From 2008-09, he worked with the football and track and field teams at Florida State University while working towards his master's degree in sports management.

Harris is single and resides in Tallahassee, Fla.

2010 Rome Braves Final Statistics

BATTING

BATTER	AVG	G	AB	R	H	TB	2B	3B	HR	RBI	SH-SF	HP	BB-IBB	SO	SB-CS	DP	E
Anderson, Chris	.143	8	21	3	3	3	0	0	0	0	1-0	1	1-0	12	1-0	0	1
Barba, Ryan	.667	1	3	0	2	2	0	0	0	0	0-0	0	0-0	0	0-1	0	0
Bethancourt, C.	.251	108	399	31	100	132	19	2	3	34	0-5	2	14-1	62	11-3	6	12
Cleven, Brent	.750	1	4	1	3	3	0	0	0	0	0-0	0	0-0	0	0-0	0	1
Cunningham, T.	.260	65	231	32	60	78	9	3	1	20	2-1	15	14-0	30	7-4	4	3
Curley, Chris	.214	61	206	23	44	66	5	4	3	23	2-1	4	9-0	38	0-1	4	11
Flores, Ramon	.217	39	138	14	30	47	6	4	1	13	2-1	2	3-0	24	4-2	4	8
Gosselin, Phillip	.294	57	214	26	23	84	9	3	2	24	1-1	3	25-0	51	7-3	2	6
Hanson, Jake	.208	85	279	27	58	88	15	3	3	28	2-2	6	19-0	111	9-4	1	7
Harrilchak, Cory	.306	60	219	31	67	86	10	3	1	22	1-3	4	24-0	24	18-11	8	5
Hefflinger, R.	.245	77	282	28	69	106	19	0	6	53	0-4	0	25-0	85	2-5	4	2
Jones, Mycal	.261	53	199	27	52	82	12	0	6	34	3-4	2	11-0	48	6-3	3	22
Kleinknecht, B.	.158	6	19	2	3	5	2	0	0	0	0-0	1	1-0	1	3-0	0	1
Kramer, Matt	.178	12	45	0	8	11	3	0	0	2	0-1	0	0-0	15	0-1	3	0
Kreke, Jordan	.248	75	282	35	70	86	14	1	0	32	0-2	8	24-0	50	7-5	4	16
Leonard, Joe	.268	29	112	11	30	50	7	2	3	19	1-1	0	6-0	22	0-0	6	4
Lovett, Chris	.239	30	92	11	22	29	5	1	0	2	1-0	0	9-0	13	0-3	2	12
Marval, Osman	.234	34	107	10	25	33	5	0	1	10	1-1	1	8-0	18	0-0	6	4
Odreman, A.	.111	9	27	1	3	4	1	0	0	0	0-0	0	1-0	11	0-0	0	0
Query, Ryan	.111	3	9	0	1	1	0	0	0	0	0-0	0	0-0	2	0-0	0	0
Rauh, Bobby	.193	32	83	13	16	19	3	0	0	3	3-1	1	11-0	24	5-3	0	1
Ross, Kyle	.259	87	321	52	83	96	7	3	0	21	5-1	7	28-0	69	26-23	7	8
Salcedo, Ed	.197	54	193	23	38	57	5	4	2	16	4-1	0	11-0	56	6-5	4	28
Schafer, Jordan	.273	6	22	4	6	8	2	0	0	1	0-0	0	4-0	5	2-1	0	0
Schlehuber, B.	.221	48	154	17	34	43	6	0	1	15	3-2	8	6-0	20	2-2	4	7
Spanjer-Furs., R.	.266	62	229	26	61	82	13	1	2	22	0-1	4	19-0	41	0-2	9	10
Terdoslavich, J.	.316	21	79	7	25	34	9	0	0	10	0-0	1	5-0	18	0-0	4	6
Ware, L.V.	.222	38	126	20	28	37	4	1	1	11	6-1	6	8-0	27	16-4	1	0
Weaver, Matt	.267	100	345	27	92	124	20	3	2	37	8-2	4	19-0	86	4-9	10	20
Whitmer, Jace	.273	43	150	16	41	59	10	1	2	17	1-0	4	5-0	23	1-0	4	7
Wiley, Derek	.250	8	28	2	7	8	1	0	0	2	0-0	0	1-0	8	0-1	0	3
Totals	.248	139	4619	520	1144	1563	221	39	40	471	47-36	84	311-1	995	137-96	100	236

PITCHING

PITCHER	W-L	ERA	G	GS	CG	GF	SHO	SV	IP	H	R	ER	HRBB-IBB	SO	WP	BK
Accord, Dalton	0-0	5.09	11	0	0	4	0	2	17.2	15	10	10	2 6-0	17	3	0
Anderson, Chris	0-0	9.00	1	0	0	1	0	0	1.0	1	1	1	0 1-0	2	0	0
Avilan, Luis	2-1	2.61	10	0	0	2	0	0	20.2	15	8	6	1 9-0	21	0	0
Berryhill, Thomas	3-1	3.80	31	0	0	18	0	5	45.0	51	29	19	0 15-1	30	6	1
Brewer, Caleb	3-2	4.65	9	9	0	0	0	0	40.2	42	24	21	4 26-0	24	9	1
Clemens, Paul	2-0	1.42	8	0	0	2	0	1	19.0	11	5	3	1 8-0	16	1	0
DeVall, Brett	7-9	4.39	19	19	1	0	0	0	106.2	134	74	52	5 28-0	71	5	1
Estevez, Wilton	1-2	6.87	27	0	0	9	0	0	36.2	50	37	28	1 37-0	29	7	1
Figuerola, Steven	0-2	6.52	5	0	0	2	0	0	9.2	10	10	7	1 3-1	5	2	0
Fouch, Matt	0-0	0.00	4	0	0	4	0	1	5.0	3	0	0	0 0-0	3	0	0
Francis, David	0-0	2.83	17	0	0	13	0	4	28.2	23	14	9	1 10-1	21	0	1
Hale, David	5-8	4.13	28	7	0	12	0	5	93.2	97	52	43	1 44-0	69	11	0
Harris, Ty'Relle	0-0	2.53	9	0	0	8	0	4	10.2	9	3	3	0 4-0	12	1	0
Jurik, Dan	1-1	2.12	3	3	0	0	0	0	17.0	12	7	4	2 4-0	11	0	0
Kempf, Willie	4-2	2.06	7	4	0	2	0	1	35.0	30	9	8	1 6-0	31	2	0
Kent, Steven	2-0	0.69	19	3	0	5	0	1	39.1	27	4	3	1 8-0	54	4	0
Lopez, Robinson	3-8	4.37	24	16	0	3	0	0	92.2	84	51	45	5 43-1	70	11	2
Lorick, Jeffrey	3-6	2.32	26	4	0	17	0	4	50.1	42	25	13	2 21-1	41	2	1
Marval, Osman	0-0	0.00	1	0	0	1	0	0	1.0	0	0	0	0 0-0	0	0	0
Masters, Chris	3-11	4.30	27	26	0	1	0	0	136.0	134	80	65	14 52-0	123	10	4
Mertins, Kyle	0-2	4.82	9	0	0	4	0	0	18.2	20	12	10	3 6-0	16	2	0
Northcraft, Aaron	1-3	8.16	4	3	0	0	0	0	14.1	21	18	13	1 15-0	8	4	0
Oberholtzer, Brett	0-2	1.96	4	4	0	0	0	0	23.0	22	7	5	1 5-0	19	2	0
Perez, Carlos	0-1	3.86	2	2	0	0	0	0	7.0	8	9	3	1 3-0	4	1	0
Rasmus, Cory	6-6	3.14	20	12	0	3	0	1	83.0	77	39	29	6 29-0	72	6	0
Stovall, Tyler	0-0	9.00	6	0	0	3	0	0	8.0	8	9	8	0 8-0	5	0	0
Surinach, Julio	0-2	3.53	24	0	0	10	0	2	43.1	37	22	17	3 26-0	34	9	1
Teheran, Julio	2-2	1.14	7	7	0	0	0	0	39.1	23	8	5	1 10-0	45	1	0
Vizcaino, Arodys	9-4	2.39	14	14	0	0	0	0	71.2	63	25	19	1 9-0	68	6	2
Weaver, Matt	0-0	0.00	1	0	0	1	0	0	0.1	0	0	0	0 2-0	0	0	0
Weber, Ryan	2-5	5.13	18	6	0	5	0	0	59.2	74	45	34	5 14-0	39	2	0
Wilson, Andrew	0-0	2.61	24	0	0	8	0	1	41.1	33	12	12	1 16-0	29	1	0
Totals	59-80	3.66	139	139	1	138	10	32	1216.0	1176	649	495	65 468-4	989	108	15

Danville Braves

StadiumAmerican Legion Post 325 Field
 at Dan Daniel Stadium (2,588)
 Address302 Riverpark Drive, Danville, VA 24540
 Mailing AddP.O. Box 378, Danville, GA 24543
 Websitedbraves.com
 Phone(434) 797-3792
 Press Box(434) 797-3795

General ManagerDavid Cross
 Assistant General ManagerBob Kitzmiller
 ClassRookie Advanced
 LeagueAppalachian League (East)
 2010 Record34-34, 3rd (-4.5)



Manager - Randy Ingle

Randy Ingle is in his 20th season as a manager in the Braves organization and his first with the rookie-level Danville Braves. Ingle spent the last five seasons (2006-10) with the Rome Braves and his previous managerial stints in the Atlanta farm system include Myrtle Beach (2002-05), Macon (2001 and 1993), Richmond (1999-2000), Greenville (1997-98), Durham (1996) and Pulaski (1990-92). In his 19 seasons as a minor league manger, he has twice been named the organization's Minor League Manager of the Year (1996 and 1997).

In 1997, Ingle led the Greenville Braves to the Southern League Championship and was named Southern League Manager of the Year.

Ingle, a former infielder, played within the Braves farm system from 1979 to 1987, including an appointment as a player-coach at Greenville in 1987.

Randy and his wife, Rebecca, reside in Forest City, N.C., with their two children, Taylor and Meghan.




Pitching Coach - Gabe Luckert

Gabe Luckert joins the Danville Braves coaching staff from the Gulf Coast League Braves where he spent the 2008 to 2010 seasons as their pitching coach. Luckert spent the 2007 season with the Dominican Summer League Braves where he was the pitching supervisor for one season (2007) and from 2005 to 2006 he managed two years with the DSL Braves. In 2003 he served as the pitching coach for the GCL Braves and in 2001, Luckert was the pitching coach for the DSL Braves.

Luckert's coaching career began in 1999 with the San Francisco organization where he also pitched for two seasons from 1997 to 1998. Luckert was originally signed by the Chicago Cubs as a non-drafted free agent in 1992.

Luckert resides in Orlando, Fla., with his wife, Veronica, and their son, Gabriel Jr. and daughter, Barbara.



Hitting Coach - D.J. Boston

The 2011 season is D.J. Boston's first with the organization. Boston joins the organization from the Houston Astros, where he spent the previous three seasons (2008-10) as their Gulf Coast League hitting coach. In 2007, he served as a coach for the Camben Riversharks of the Atlantic (Independent) League.

A 17-year Major -League veteran, Boston played professionally from 1990 to 2006 for Colorado, Oakland, Pittsburgh and Toronto. He also played professionally in Independent leagues and in Mexico.

A native of Cincinnati, Boston resides in Lithonia, Ga., with his wife, Shenille, and their son, Jalen.



Trainer - Colin Myers

Colin Myers, the 2010 recipient of the Appalachian League Athletic Trainer of the Year award, is in his second year with the Danville Braves and his second year as an athletic trainer with the Braves organization. Previously he served as the head athletic trainer for the Washington Wild Things professional baseball club of the independent Frontier League.

Myers obtained his bachelor's degree in athletic training from West Virginia University in 2006. He then continued his education at the University of Alabama at Birmingham obtaining his master's degree in Health Education. While at UAB, he served as the primary athletic trainer with the baseball team while also assisting with football. The West Virginia native has also served as the assistant staff football athletic trainer at Marshall University.

Myers, 28, enjoys golfing and traveling. He resides in Fort Ashby, W.Va.

2010 Danville Braves Final Statistics

BATTING

BATTER	AVG	G	AB	R	H	TB	2B	3B	HR	RBI	SH-SF	HP	BB-IBB	SO	SB-CS	DP	E
Brooks, Robert	.077	4	13	0	1	3	0	1	0	2	0-0	1	0-0	3	0-0	1	1
Brownsten, C.	.750	1	4	3	3	5	2	0	0	5	0-0	0	0-0	0	0-0	0	0
Curley, Chris	.250	3	8	2	2	4	0	1	0	4	0-0	0	0-0	2	0-0	0	0
Dalfonso, Jakob	.301	50	153	24	46	59	6	2	1	16	0-0	13	11-0	19	4-2	5	3
Delgado, Ryan	.301	45	153	26	46	78	14	0	6	24	0-1	3	9-0	28	0-0	1	0
De Los Santos, F.	.000	1	3	0	0	0	0	0	0	1	0-0	0	1-0	0	0-0	0	0
Falcon, Dan	.206	21	68	7	14	28	3	1	3	11	0-0	2	1-0	15	1-0	6	3
Flemming, Kenny	.226	53	168	19	38	53	5	5	0	19	1-2	3	7-0	37	7-4	8	0
Flemming, Kurt	.333	4	9	2	3	4	1	0	0	0	1-0	0	0-0	1	0-0	0	0
Flores, Ramon	.333	8	36	6	12	14	2	0	0	4	0-0	0	1-0	8	1-0	0	1
Frierson, Jared	.291	33	86	15	25	37	3	3	1	3	1-0	0	8-0	20	2-2	1	2
Gattis, Evan	.288	60	222	33	64	86	10	0	4	29	0-2	12	6-0	44	0-0	4	4
Kleinknecht, B.	.301	53	219	33	66	98	17	0	5	35	0-2	3	5-0	25	6-3	2	9
Leonard, Joe	.278	10	36	6	10	15	2	0	1	5	0-0	0	3-1	7	0-0	1	3
Linger, Jim	.200	3	10	1	2	2	0	0	0	1	0-0	0	1-0	0	0-0	0	1
Lipka, Matt	.125	4	16	1	2	2	0	0	0	1	1-0	0	1-0	2	1-0	0	0
Mowry, Jason	.223	55	193	20	43	61	8	2	2	20	1-3	0	18-0	29	3-6	7	0
Odreman, A.	.225	33	89	10	20	34	6	1	2	12	0-0	0	9-0	25	1-0	3	2
Query, Ryan	.250	2	8	0	2	3	1	0	0	0	0-0	0	0-0	4	1-0	0	1
Rauh, Bobby	.321	20	56	15	18	27	3	0	2	8	2-0	0	8-0	13	3-1	0	0
Reyes, Elmer	.294	53	194	27	57	91	15	2	5	24	0-2	10	7-0	36	2-3	4	4
Rohm, David	.319	17	69	10	22	28	6	0	0	9	0-2	1	3-0	9	2-0	2	0
Simmons, A.	.276	62	239	36	66	85	11	1	2	26	1-4	9	16-0	14	18-4	3	9
Terdoslavich, J.	.296	49	189	27	56	76	10	2	2	24	0-0	1	15-0	27	3-3	2	15
Whitmer, Jace	.278	22	72	7	20	27	4	0	1	11	1-2	5	6-1	9	0-1	1	0
Wiley, Keenan	.328	20	67	7	22	26	4	0	0	7	1-0	2	4-0	9	3-3	1	1
Totals	.277	68	2380	337	660	946	133	21	37	297	10-20	65	140-2	386	58-32	52	66

PITCHING

PITCHER	W-L	ERA	G	GS	CG	GF	SHO	SV	IP	H	R	ER	HR	BB-IBB	SO	WP	BK
Accord, Dalton	2-1	2.79	11	0	0	9	0	3	19.1	15	6	6	0	15-2	32	11	0
Alvarez, Danilo	0-0	16.87	2	0	0	1	0	0	2.2	5	5	5	0	3-0	4	1	0
Farrell, Kyle	5-3	4.04	14	10	0	3	0	1	64.2	67	32	29	6	7-0	47	5	1
Filak, David	0-2	2.42	10	8	0	0	0	0	26.0	18	7	7	1	11-0	27	2	1
Foster, Stephen	0-0	0.00	1	0	0	0	0	0	2.0	1	0	0	0	1-0	2	1	0
Fouch, Matt	0-0	0.00	2	0	0	1	0	0	4.0	0	0	0	0	1-0	7	0	0
Hayes, Jamie	0-0	6.38	10	0	0	7	0	0	18.1	23	13	13	2	8-0	18	0	0
Hess, Tyler	0-1	1.13	3	1	0	1	0	0	8.0	11	3	1	0	5-1	8	1	0
Jurik, Dan	0-2	5.09	4	4	0	0	0	0	23.0	21	13	13	3	6-2	14	1	2
Kempf, Willie	2-0	1.91	5	4	0	1	0	0	28.1	17	6	6	1	2-0	28	1	2
La Point, Lucas	4-3	4.47	11	5	0	1	0	0	56.1	59	33	28	7	9-1	41	1	0
Lewis, Matt	0-3	13.25	12	0	0	4	0	0	17.2	28	35	26	3	25-0	13	7	0
Marshall, Ian	1-1	2.70	3	2	0	1	0	0	13.1	8	5	4	1	4-0	13	0	0
Mertins, Kyle	0-1	3.86	7	0	0	5	0	4	11.2	7	6	5	0	5-0	5	2	0
Mora, Edigson	0-2	4.55	12	0	0	9	0	2	27.2	28	16	14	3	14-1	25	1	2
Northcraft, Aaron	6-1	2.73	10	9	0	0	0	0	52.2	44	18	16	1	9-0	38	6	0
Pacheco, Ronan	4-6	5.62	14	11	0	3	0	2	57.2	72	42	36	0	18-0	59	15	4
Perez, Carlos	2-0	1.13	6	6	0	0	0	0	32.0	20	8	4	0	14-0	27	1	1
Russ, Nate	0-0	1.13	6	0	0	6	0	2	8.0	3	1	1	0	3-0	5	2	0
Shreve, Chasen	2-0	2.25	8	0	0	3	0	1	16.0	16	5	4	1	3-0	20	0	0
Sims, Blaine	0-3	4.19	5	2	0	2	0	0	19.1	23	9	9	2	4-0	10	2	0
Stovall, Tyler	1-0	2.70	12	0	0	3	0	0	23.1	17	13	7	1	19-0	22	4	0
Suschak, Matt	2-3	6.07	16	0	0	7	0	4	29.2	33	25	20	0	19-1	30	12	0
Weber, Ryan	3-2	2.81	8	6	0	1	0	0	41.2	32	14	13	4	3-0	36	1	0
Winnie, Dan	0-0	0.00	1	0	0	0	0	0	2.0	1	0	0	0	0-0	1	0	0
Totals	34-34	3.88	68	68	0	68	3	19	605.1	569	315	261	36	208-9	532	77	13

Gulf Coast League Braves

Stadium	Champion Stadium (9,500)	Equipment Manager/Administrator	Justin Clift
Address	700 South Victory Way, Kissimmee, FL 34747	Class	Rookie
Mailing Add	P.O. Box 470517, Celebration, FL 34747	League	Gulf Coast League (North)
Phone	(407) 939-2301	2010 Record	27-31, 5th (-6.0)



Manager - Jonathan Schuerholz

Jonathan Schuerholz is in his first campaign as a minor league manager. He spent the last two seasons as the Braves roving infield instructor.

The former infielder played three seasons (2000-02) at Auburn University and was drafted by the Braves in the eighth round of the 2002 June free agent draft. In 2004, Schuerholz was named the Most Valuable Player of the annual National Baseball Hall of Fame game. He played six minor league seasons and during the 2006 season, Schuerholz retired from his professional baseball playing career and returned to Auburn University to complete his bachelor's degree in business administration.

Schuerholz, 30, has been around baseball his entire life. His father, John Schuerholz, is the President of the Braves. Schuerholz enjoys golfing, traveling and reading and is an avid supporter of the Society for the Prevention of Cruelty to Animals (SPCA). He is engaged to Jennifer Jordan and resides in Atlanta, Ga.



Pitching Coach - Vladimir Nunez

Vladimir Nunez is in his first season as pitching coach for the Gulf Coast League Braves. Nunez has been a member of the Braves organization since 2008 when he signed with the Club as a free agent. He pitched three seasons with the organization's Triple-A affiliate (Gwinnett; 2008 -10) and was promoted to the major league club on three separate occasions, appearing in 24 games for the Braves during that stretch.

Signed by the Arizona Diamondbacks in 1996, Nunez was named Arizona's Organizational Pitcher of the Year as well as *Baseball America's* Short-Season Player of the Year in his first professional season. He made his major league debut on September 11, 1998 at Cincinnati and would go on to pitch in the major leagues for Florida (1999-2003), Colorado (2004), and eventually Atlanta (2008-2009). He also spent time in the Texas, St. Louis, Pittsburgh and Chicago (AL) organizations.

Nunez was 21-34 with a 4.83 ERA in his nine major league seasons and in 2002, while pitching for the Florida Marlins, he appeared in a career-high 77 games (97.2 IP) and converted a team-high 20 saves.

Nunez, 35, was born in Havana, Cuba and currently resides in Lawrenceville, Ga., and Orlando, Fla., with his wife Gissia and children: Veronica, Victoria and Vladimir Jr.



Hitting Coach - Rick Albert

Rick Albert, who has been a staple in the Braves organization as a player, coach or manager every year since 1972, is in his third coaching stint for the GCL Braves. He joins the staff after spending the previous four seasons (2007-10) as the hitting coach for the organization's High-A club.

From 2003 to 2006 Albert served in the same capacity for the Triple-A Richmond Braves and prior to that, he managed the Gulf Coast League Braves for five seasons (1998-2002). As skipper of the 2000 GCL Club, Albert was honored as the organization's Minor League Manager of the Year.

Albert has also managed at Burlington (1988), Anderson (1983-1984), and Pulaski (1982). In addition, he has coached at various levels within the club's farm system, including Richmond (1987), Durham (1994), Eugene (1996), Bradenton (1978-81, 1989-91) and the Gulf Coast Braves (1992-93, 1995).

A native of West Seneca, NY, Albert resides in Hollywood, Fla., with his wife, Veronica, and their three children, Keith, Luke and Jill.

Trainer - Joe Toenjes

Joe Toenjes is in his second season as an athletic trainer in the Braves organization. He moves to a full-time position with the Gulf Coast League Braves after serving in a part-time during the 2010 campaign with the same Club.

A graduate of the University of Central Florida, Toenjes served as the head athletic trainer at Newberry College (South Carolina) from 2008 to 2010 where he worked with the football and baseball teams. During that same time, Toenjes also worked with student-athletes at Progressive Physical Therapy. In 2007, he served as the head athletic trainer at Rockledge High School in Rockledge, Fla.

Joe resides in Jacksonville, Fla., with his wife, Dierdre and their two children, Christopher and Kaleigh.

2010 Gulf Coast League Braves Final Statistics

BATTING

BATTER	AVG	G	AB	R	H	TB	2B	3B	HR	RBI	SH-SF	HP	BB-IBB	SO	SB-CSDP	E	
Beckwith, W.	.243	21	70	8	17	27	4	0	2	18	0-1	2	12-0	13	4-0	3	4
Brownsten, Cory	.287	34	94	17	27	40	3	2	2	14	1-0	3	16-0	11	1-1	0	4
Cadette, Victor	.225	48	151	8	34	47	5	1	2	10	1-0	1	16-0	34	7-2	1	3
Contreras, Luis	.273	5	11	4	3	5	0	1	0	3	0-1	1	1-0	2	0-0	0	0
De Los Santos, F.	.250	49	140	20	35	46	7	2	0	8	1-0	3	10-0	35	2-3	4	6
De Los Santos, R.	.157	26	70	9	11	20	3	0	2	6	0-0	2	3-0	16	1-1	3	2
Drury, Brandon	.198	52	192	20	38	56	7	1	3	17	1-1	4	9-1	50	2-2	4	5
Falcon, Dan	.271	34	133	18	36	54	9	0	3	18	0-0	0	6-0	28	9-0	2	4
Fleming, Kurt	.262	44	164	23	43	63	4	2	4	15	0-0	3	9-0	20	8-4	3	5
Franco, Carlos	.123	23	65	9	8	15	1	0	2	5	0-1	4	8-0	24	1-0	0	2
Johnson, Cody	.250	6	20	5	5	11	0	0	2	4	0-0	0	2-0	8	1-1	0	0
Lipka, Matt	.302	48	192	33	58	77	8	4	1	24	0-1	3	14-0	22	20-3	0	11
Marin, Ivan	.297	32	64	13	19	24	2	0	1	9	0-0	1	7-0	15	3-2	3	0
Pigott, Jonathan	.333	14	33	3	11	14	3	0	0	3	1-0	1	2-0	7	0-0	0	0
Query, Ryan	.244	28	82	11	20	40	3	1	5	16	0-0	1	1-0	18	0-1	0	1
Reyes, Elmer	.364	6	22	8	8	11	0	0	1	5	0-0	3	2-0	5	3-0	0	0
Rivera, Wilson	.219	51	151	15	33	49	7	3	1	17	0-2	6	15-0	37	6-4	1	1
Rohm, David	.320	19	75	10	24	32	3	1	1	15	0-0	0	8-0	7	1-1	3	0
Rose, Kyle	.500	4	12	2	6	7	1	0	0	5	0-0	0	1-0	1	3-0	0	0
Rowland, B.	.154	9	26	2	4	5	1	0	0	2	0-2	1	3-0	0	6-0	0	0
Sanchez, A.	.174	13	23	5	4	6	0	1	0	2	0-0	0	2-0	4	2-0	0	2
Sanchez, Edison	.236	30	89	9	21	30	6	0	1	11	0-0	3	17-0	28	0-1	2	5
Spanjer-Fusterberg, R.	.286	2	7	0	2	3	1	0	0	1	0-0	0	0-0	1	0-0	0	0
Tsai, Meng	.000	3	4	0	0	0	0	0	0	0	0-0	0	0-0	2	0-0	0	0
Totals	.247	58	1891	262	467	682	78	19	33	228	5-9	41	164-1	394	74-26	29	67

PITCHING

PITCHER	W-L	ERA	G	GS	CG	GF	SHO	SV	IP	H	R	ER	HR	BB-IBB	SO	WP	BK
Alvarez, Danilo	1-1	2.21	14	0	0	9	0	0	20.1	12	5	5	0	5-0	19	1	1
Burns, Jonathan	1-3	3.86	17	0	0	9	0	2	23.1	27	10	10	2	5-1	24	1	0
Castillo, Eduardo	1-3	4.95	8	7	0	0	0	0	36.1	41	21	20	3	12-0	20	4	2
Cofield, Kyle	0-1	6.00	2	2	0	0	0	0	3.0	4	2	2	0	1-0	3	0	0
De Luna, Luis	2-0	3.30	9	4	0	4	0	1	30.0	34	13	11	1	9-0	21	3	0
Foster, Stephen	2-1	3.65	15	0	0	3	0	0	24.2	24	10	10	2	10-0	17	1	0
Gaxiola, Amilcar	0-3	3.95	16	0	0	3	0	0	27.1	24	15	12	3	7-1	26	1	1
Hess, Tyler	2-3	5.92	9	3	0	2	0	1	24.1	19	17	16	2	11-0	23	4	1
Jurik, Dan	3-0	2.20	7	5	0	0	0	0	28.2	23	10	7	0	5-0	27	3	0
Kempf, Willie	2-0	0.00	3	1	0	0	0	0	11.0	6	0	0	0	3-0	12	1	0
Lafreniere, F.	0-0	1.93	5	0	0	1	0	0	9.1	8	3	2	0	1-0	5	0	0
Lucas, Joe	0-1	0.00	3	0	0	3	0	0	5.0	0	1	0	0	2-0	3	1	0
Marshall, Ian	3-2	5.03	10	7	0	1	0	0	39.1	50	27	22	5	8-0	26	0	1
Mertins, Kyle	0-0	3.00	4	0	0	4	0	2	6.0	4	2	2	0	1-0	5	2	0
Perez, Williams	0-6	5.63	12	11	0	0	0	0	54.1	66	36	34	3	8-0	43	6	0
Pacheco, Ronan	1-4	4.54	11	6	0	2	0	0	33.2	39	25	17	4	13-0	31	4	1
Pinto, Alexis	0-1	7.94	10	0	0	4	0	0	11.1	21	13	10	3	5-0	12	1	0
Rohrbough, Cole	0-0	1.50	3	3	0	0	0	0	6.0	4	1	1	0	0-0	9	0	0
Russ, Nate	0-0	4.22	10	0	0	9	0	3	10.2	12	7	5	1	4-0	10	0	0
Sekiguchi, Shohei	1-1	3.77	8	0	0	2	0	0	14.1	17	8	6	1	3-0	10	0	0
Silva, Ernesto	2-1	4.57	8	2	0	1	0	0	21.2	30	15	11	0	8-0	14	1	0
Spruill, Zeke	0-0	3.00	2	2	0	0	0	0	3.0	4	1	1	0	1-0	1	0	0
Tate, Richie	1-0	5.19	5	0	0	0	0	0	8.2	7	5	5	2	6-0	0	4	0
Winnie, Dan	4-2	5.79	14	10	0	0	0	0	42.0	52	32	27	4	15-0	35	5	1
Yamarin, Y.	2-2	5.65	15	1	0	3	0	0	28.2	35	19	18	0	13-0	27	0	0
Totals	27-31	4.36	58	58	0	58	6	9	489.1	524	273	237	32	143-2	396	35	7

Dominican Summer League Braves

Director of Dominican OperationsDario Paulino
 AdministratorRuth Peguero

ClassRookie
 LeagueDominican Summer League
 (San Pedro de Macoris)
 2010 Record36-29, 3rd (-6.0)

Field Staff

ManagerJose Tartabull
 Pitching SupervisorWilliam Martinez
 Pitching CoachJuan Pablo Rojas
 Hitting CoachFrancisco Santiesteban
 CoachTommy Herrera
 CoachJose Mota

Trainer SupervisorGary Aguirre
 Strength and Conditioning CoachAlex Gil
 TrainerFrancisco Munoz

2010 Dominican Summer League Braves Final Statistics

BATTING

BATTER	AVG	G	AB	R	H	TB	2B	3B	HR	RBI	SH-SF	HP	BB-IBB	SO	SB-CSDP	E	
Alcantara, Aris	.282	61	213	29	60	88	17	4	1	38	2-2	6	31-3	42	5-4	7	5
Caballero, Luis	.212	9	33	5	7	10	1	1	0	2	0-0	0	1-0	9	1-0	0	4
Castro, Daniel	.176	19	51	7	9	11	2	0	0	1	0-0	2	8-0	5	2-1	0	1
Emmanuel, Daniel	.138	45	159	14	22	29	4	0	1	15	5-3	6	11-0	37	2-1	1	2
Franco, Carlos	.218	37	142	8	31	43	4	1	2	19	0-1	1	18-1	31	3-0	3	10
Galvan, Deion	.128	29	47	5	6	7	0	0	0	2	1-0	1	8-0	12	3-4	2	1
Garcia, Hector	.260	59	192	28	50	61	2	1	1	11	4-0	2	23-0	57	16-6	2	1
Gimenez, Carlos	.170	20	53	7	9	13	0	1	1	4	4-1	2	6-0	13	1-0	0	0
Herrera, Elisaul	.229	16	48	6	11	14	0	0	1	5	0-0	3	2-0	6	0-0	2	1
Luna, Ronald	.315	54	213	32	67	72	5	0	0	20	4-2	5	17-1	24	7-3	9	8
Machado, Roberto	.000	1	0	0	0	0	0	0	0	0-0	0	1-0	0	0-0	0	1	
Madrid, Luis	.175	13	40	3	7	7	0	0	0	3	0-0	3	3-0	10	2-1	2	2
Maldonado, Erick	.222	10	27	3	6	6	0	0	0	1	0-0	1	1-0	12	0-1	0	0
Marte, Felix	.269	58	208	25	56	97	17	3	6	24	1-1	3	26-1	74	3-3	3	1
Noboa, Michael	.143	13	42	3	6	7	1	0	0	1	0-1	1	4-0	9	4-1	2	2
Nunez, Anthony	.193	34	88	10	17	21	4	0	0	6	0-0	1	13-0	21	0-1	2	3
Pequero, Juan	.184	47	158	9	29	38	6	0	1	12	0-2	9	13-0	58	1-2	4	4
Ramirez, Luis	.111	14	45	4	5	7	2	0	0	3	0-0	0	4-0	9	0-0	2	4
Reyes, Gerardo	.301	58	206	36	62	75	13	0	0	27	7-2	13	15-0	32	20-9	4	3
Rijkhof, Ruben	.083	4	12	3	1	1	0	0	0	1	0-0	0	4-0	8	2-0	1	7
Salcedo, Edward	.297	23	74	16	22	32	5	1	1	11	0-0	3	18-2	19	8-1	3	7
Tovar, Bruno	.180	18	50	4	9	10	0	0	2	2	0-1	1	2-0	19	0-1	0	4
Velazquez, Victor	.048	7	21	0	1	1	0	0	0	1	0-0	0	3-0	8	0-0	0	1
Totals	.232	65	2123	257	493	650	88	12	15	209	30-14	62	232-8	515	80-39	48	75

PITCHING

PITCHER	W-L	ERA	G	GS	CG	GF	SHO	SV	IP	H	R	ER	HR	BB-IBB	SO	WP	BK
Briceno, Rafael	7-4	2.91	17	12	0	2	0	1	74.1	62	28	24	2	19-0	66	6	0
Caicedo, Oriel	1-2	4.15	15	1	0	4	0	0	21.2	13	12	10	1	25-3	21	6	0
Castillo, Eduardo	1-2	1.69	8	6	0	1	0	0	37.1	24	12	7	0	4-0	21	4	0
Espinosa, Abraham	5-3	1.41	14	12	1	0	1	0	70.0	60	21	11	3	11-0	54	0	1
Garcia, Elvin	5-1	1.34	23	4	0	4	0	2	60.2	57	11	9	1	5-2	27	4	0
Geronimo, Ignacio	3-0	0.72	22	0	0	18	0	7	37.2	20	7	3	0	10-2	36	4	0
Gil, Jean Carlos	3-2	1.89	17	11	0	1	0	0	66.2	56	14	14	1	7-0	66	3	1
Medina, Enrique	2-2	2.57	9	1	0	2	0	0	21.0	11	9	6	0	6-0	14	0	0
Mendez, Henry	1-2	2.76	25	0	0	14	0	3	29.1	28	9	9	0	15-4	26	8	0
Morales, Javier	1-0	7.71	4	1	0	1	0	0	7.0	9	6	6	0	5-0	3	2	0
Moreno, Ramy	0-1	10.29	5	1	0	1	0	0	7.0	7	8	8	0	6-0	0	0	0
Nin, Amable	1-4	4.54	21	4	0	6	0	3	41.2	38	23	21	0	11-1	38	7	0
Saldeno, Jesus	4-3	2.67	14	10	1	1	0	0	60.2	47	20	18	2	13-0	57	5	1
Sauceda, Ramon	0-0	2.03	5	2	0	2	0	0	13.1	5	4	3	0	7-0	4	2	0
Torres, Carlos	1-0	4.35	8	0	0	0	0	0	10.1	13	6	5	0	2-0	10	3	0
Valdez, Elias	1-2	6.32	11	0	0	6	0	0	15.2	17	17	11	1	6-1	13	2	0
Zabala, Alexander	0-1	18.00	1	0	0	0	0	0	1.0	2	3	2	0	1-0	1	1	0
Totals	36-29	2.61	65	65	2	63	1	16	575.1	469	210	167	11	153-13	457	57	4

Minor League Roster (as of 2/9/2011)

Acord, Dalton (RHP)	Fleming, Kurt (OF)	Maldonado, Erick (OF)	Russ, Nate (RHP)
Ahearn, Christopher (INF)	Flores, Juan (OF)	Marin, Ivan (INF)	Salcedo, Edward (INF)
Alcantara, Aris (INF)	Foster, Stephen (LHP)	Marshall, Ian (RHP)	Saldano, Jesus (RHP)
Alsup, Wesley (RHP)	Fouch, Matt (LHP)	Marte, Felix (INF)	Salmeron, Elieser (OF)
Alexander, Danilo (RHP)	Francis, David (RHP)	Masters, Christopher (LHP)	Sanchez, Alejandro (INF)
Arno, Robinson (INF)	Franco, Carlos (INF)	McGill, Shawn (C)	Sanchez, Carlos (C)
Avilan, Luis (LHP)	Frierson, Jarred (OF)	Medina, Enrique (LHP)	Sanchez, Edison (INF)
Beckwith, William (INF)	Galvan, Deion (OF)	Mejia, Ernesto (INF)	Sauceda, Ramon (RHP)
Berryhill, Thomas (RHP)	Gamboa, Fredy (OF)	Mendez, Henry (RHP)	Sekiguchi, Shohei (LHP)
Brewer, Caleb (RHP)	Garcia, Christopher (INF)	Mertins, Kyle (RHP)	Shreve, Chasen (LHP)
Briceno, Rafael (RHP)	Garcia, Elvin (LHP)	Miles, Cole (OF)	Silva, Ernesto (RHP)
Brownsten, Cory (C)	Garcia, Hector (OF)	Milligan, Adam (OF)	Simmons, Andreilton (INF)
Burns, Jonathan (RHP)	Gattis, Evan (C)	Morales, Javier (RHP)	Small, Matthew (RHP)
Butts, Brett (RHP)	Gaxiola, Amilcar (LHP)	Morel, Jose (OF)	Spanjer-Furstenburg, Riaan (INF)
Caballero, Luis (INF)	Geronimo, Ignacio (RHP)	Mowry, Jason (OF)	Spruill, Ezekiel (RHP)
Cabrera, Mauricio (RHP)	Gil, Yean (LHP)	Nelson, Dan (INF)	Stovall, Tyler (LHP)
Cabrera, Willie (OF)	Gomez, Mauro (INF)	Nin, Amable (RHP)	Sullivan, Richard (LHP)
Cadette, Victor (OF)	Gomez, Yasser (OF)	Noboa, Michael (INF)	Surinach, Julio (RHP)
Caicedo, Oriel (RHP)	Gosselin, Philip (INF)	Northcraft, Aaron (RHP)	Suschak, Matthew (RHP)
Caicedo, Oriel (LHP)	Gustafson, Tim (RHP)	Nunez, Anthony (C)	Tate, Richie (RHP)
Camargo, Johan (INF)	Hale, David (RHP)	Otero, Andy (LHP)	Terdoslavich, Joseph (INF)
Cambuston, Jesus (RHP)	Hanson, Jake (OF)	Pacheco, Ronan (LHP)	Thompson, Jacob (RHP)
Canizares, Barbaro (INF)	Hardy, Rowdy (LHP)	Palica, Thomas (LHP)	Torbert, Beau (OF)
Cardenas, Eliecer (RHP)	Harrilchak, Cory (OF)	Paulino, Angelo (RHP)	Tovar, Bruno (INF)
Castillo, Eduardo (RHP)	Hefflinger, Robert (OF)	Peguero, Juan (OF)	Tsai, Meng (C)
Castro, Daniel (INF)	Hess, Tyler (RHP)	Peraza, Jose (INF)	Ubiera, Andry (RHP)
Castro, Yeliar (RHP)	Hoover, J.J. (RHP)	Perez, Carlos (LHP)	Valdez, Elias (LHP)
Chapman, Jaye (RHP)	Huang, Wei (RHP)	Perez, Ricardo (C)	Velazquez, Victor (C)
Clemens, Paul (RHP)	Javier, Rafael (RHP)	Perez, Williams (RHP)	Ware, L.V. (OF)
Crim, Matthew (LHP)	Jimenez, Jordan (INF)	Pigott, Jonathan (OF)	Weaver, Matthew (INF)
Cunningham, Todd (OF)	Jones, Michael (INF)	Pinto, Alexis (LHP)	Weber, Ryan (RHP)
Curley, Christopher (INF)	Jurik, Daniel (RHP)	Pruneda Jr., Benino (RHP)	Whitmer, Jace (C)
Dalfonso, Jakob (INF)	Kempf, William (RHP)	Query, Ryan (C)	Wiley, Keenan (OF)
Daniel, Emmanuel (OF)	Kennelly, Mathew (C)	Rasmus, Cory (RHP)	Wilson, Andrew (RHP)
Danieli, Evan (RHP)	Kent, Steven (LHP)	Rauh, Bobby (OF)	Winnie, Daniel (RHP)
De Los Santos, Fernando (INF)	Kleinknecht, Barrett (INF)	Redmond, Todd (RHP)	Yamarin, Yoshinoiri (RHP)
De Los Santos, Ramon (C)	Kreke, Jordan (INF)	Reyes, Elmer (INF)	
De Luna, Luis (RHP)	Lafreniere, Francois (RHP)	Reyes, Gerardo (INF)	
Delgado, Dimasther (LHP)	LaPoint, Lucas (RHP)	Reyes, Jose (RHP)	
Delgado, Ryan (C)	Leonard, Joseph (INF)	Richardson, Antaoan (OF)	
DeVall, Brett (LHP)	Lewis, Matthew (RHP)	Rijkhof, Ruben (OF)	
Dickey, Gavin (OF)	Linares, Donell (INF)	Rivera, Wilson (OF)	
Drury, Brandon (INF)	Linger, James (INF)	Rivero, Miguel (OF)	
Escobar, Reidy (RHP)	Lipka, Matt (INF)	Rodgers, Chad (LHP)	
Espinosa, Abraham (RHP)	Lobanov, Nikolay (LHP)	Rodriguez, Gerald (INF)	
Estevez, Wilton (RHP)	Lopez, Daniel (RHP)	Rohm, David (OF)	
Falcon, Daniel (OF)	Lowey, Jason (RHP)	Rohrbough, Cole (LHP)	
Farrell, Kyle (RHP)	Lucas, Joseph (RHP)	Rosario, Jose (RHP)	
Filak, David (RHP)	Luna, Ronald (INF)	Rose, Kyle (OF)	
Fleming, Kenny (OF)	Madrid, Luis (INF)	Rowland, Brendan (OF)	

ACORD, Joshua Dalton (Dalton)**RHP****Bats:** R**Throws:** R**Height:** 6-3**Weight:** 210**Born:** 3/10/90 in Marietta, GA**Resides:** Powder Springs, GA**School:** Middle Georgia College**Obtained:** Signed by the Braves as a non-drafted free agent on July 4, 2009.**Signed By:** Tim Moore**2010 Review:** Went 2-1 with a 3.89 ERA (16 ER/37.0 IP) in 22 appearances between Danville (R) and Rome (A)...Tallied 49 strikeouts and a .216 BAA while surrendering just two home runs in 37.0 IP.

Year	Club	W-L	ERA	G	GS	CG	SHO	SV	IP	H	R	ER	HR	HB	BB	SO	WP	BK
2009	GCL Braves	1-1	2.92	9	0	0	0	1	12.1	6	4	4	1	1	8	18	0	0
2010	Danville	2-1	2.79	11	0	0	0	3	19.1	15	6	6	0	2	15	32	11	0
	Rome	0-0	5.09	11	0	0	0	2	17.2	15	10	10	2	0	6	17	3	0
Minor Totals		3-2	3.65	31	0	0	0	6	49.1	36	20	20	3	3	29	67	14	0

AHEARN, Christopher**INF****Bats:** R**Throws:** R**Height:** 5-11**Weight:** 180**Born:** 5/8/86 in Providence, RI**Resides:** Charlotte, NC**School:** Catawba College (NC)**Obtained:** Signed by the Braves as a minor league free agent on February 11, 2011.**Signed By:** Adam Bourassa (Padres)**2010 Review:** Missed the entire 2010 season while recovering from surgery...**2009:** Suffered a left-knee injury and had surgery on 11/4/09 to repair a torn patella tendon in his left knee.

Year	Club	AVG	G	AB	R	H	2B	3B	HR	RBI	SH	SF	HP	BB	SO	SB	CS	E
2009	AZL Padres	.098	19	51	4	5	1	0	0	0	0	0	2	3	14	3	1	4
Injured - Did Not Play																		

ALCANTARA, Aris Antonio**INF****Bats:** R**Throws:** R**Height:** 6-2**Weight:** 170**Born:** 5/5/90 in Santo Domingo, DR**Resides:** Santo Domingo, DR**Obtained:** Signed by the Braves as a non-drafted free agent on February 17, 2008.**Signed By:** Roberto Aquino**2010 Review:** Selected as a Dominican Summer League Mid-Season All-Star after hitting .313 (40-for-128) with 12 doubles, four triples and 29 RBI in 35 games in the first half...Named by the Braves organization as the July Player for the Month for the DSL (.315 AVG, 6 2B, 3 3B)...**2009:** Named by the Braves organization as the Dominican Summer League Player of the Month for June (.304, 21-for-69, 4 2B, 1 HR, 13 RBI in 19 contests).

Year	Club	AVG	G	AB	R	H	2B	3B	HR	RBI	SH	SF	HP	BB	SO	SB	CS	E
2008	DSL Braves	.231	20	65	15	15	4	0	1	3	1	0	3	7	15	1	0	1
2009	DSL Braves	.253	53	186	28	47	12	0	1	29	2	2	5	23	28	1	2	9
2010	DSL Braves	.282	61	213	29	60	17	4	1	38	2	2	6	31	42	5	4	5
Minor Totals		.263	134	464	72	122	33	4	3	70	5	4	14	61	85	7	6	15

ALSUP, Wesley Earnest (Wes)**RHP****Bats:** R**Throws:** R**Height:** 6-2**Weight:** 205**Born:** 11/26/86 in Lebanon, TN**Resides:** Lebanon, TN**School:** University of Tennessee-Martin**Obtained:** Signed by the Braves as a non-drafted free agent on October 4, 2010.**Signed By:** Brian Bridges

Year	Club	W-L	ERA	G	GS	CG	SHO	SV	IP	H	R	ER	HR	HB	BB	SO	WP	BK
2010	Joliet (IND)	0-0	2.05	22	0	0	0	0	26.1	15	7	6	-	1	19	21	3	-

ALVAREZ, Danilo Javier**RHP****Bats:** R**Throws:** R**Height:** 6-0**Weight:** 190**Born:** 1/14/90 in Managua, Nicaragua**Resides:** Managua, Nicaragua**Obtained:** Signed by the Braves as a non-drafted free agent on December 10, 2006.**Signed By:** Rolando Petit

Year	Club	W-L	ERA	G	GS	CG	SHO	SV	IP	H	R	ER	HR	HB	BB	SO	WP	BK
2007	DSL Braves	4-2	2.72	18	1	0	0	0	39.2	29	21	12	1	4	15	25	2	0
2008	DSL Braves	3-2	2.90	7	4	0	0	0	31.0	24	15	10	1	1	9	28	0	1
2009	GCL Braves	1-2	3.79	13	0	0	0	1	19.0	16	9	8	2	3	4	18	4	1
2010	GCL Braves	1-1	2.21	14	0	0	0	0	20.1	12	5	5	0	1	5	19	1	1
	Danville	0-0	16.78	2	0	0	0	0	2.2	5	5	5	0	0	3	4	1	0
Minor Totals		9-7	3.20	54	5	0	0	1	112.2	86	55	40	4	8	36	94	8	3

ARNO, Robinson Isael**INF****Bats:** R**Throws:** R**Height:** 6-4**Weight:** 210**Born:** 3/14/93 in La Vega, DR**Resides:** La Vega, DR**Obtained:** Signed as a non-drafted free agent on August 9, 2010**Signed By:** Robert Aquino

Year	Club	AVG	G	AB	R	H	2B	3B	HR	RBI	SH	SF	HP	BB	SO	SB	CS	E
------	------	-----	---	----	---	---	----	----	----	-----	----	----	----	----	----	----	----	---

2011 Will Be First Professional Season

AVILAN, Luis Armando**LHP****Bats:** L**Throws:** L**Height:** 6-2**Weight:** 165**Born:** 7/19/89 in Caracas, VZ**Resides:** Cabudare, VZ**Obtained:** Signed by the Braves as a non-drafted free agent on August 22, 2005.**Signed By:** Julian Perez, Rolando Petit and Carlos Torres.

2010 Review: Went a combined 6-4 with a 3.54 ERA (27 ER/68.2 IP) in 41 appearances between Rome (A) and Myrtle Beach (High-A)...Converted nine of 12 save opportunities for Myrtle Beach...**2009:** Recorded two saves in 11 relief appearances with Danville (R)...**2008:** Honored as the Gulf Coast League Braves August Pitcher of the Month (2.93 ERA, 3 GS) by the Braves organization...Posted back-to-back scoreless outings 7/15 (relief appearance) and 7/19 (start) to earn Appalachian League Pitcher of the Week, week ending 7/20...**2007:** Held opponents to the third-lowest (tied) batting average in the Braves farm system with a .213 mark and ranked fourth among starters with a 2.44 ERA and a 1.00 WHIP.

Year	Club	W-L	ERA	G	GS	CG	SHO	SV	IP	H	R	ER	HR	HB	BB	SO	WP	BK
2006	DSL Braves	2-4	3.29	12	8	0	0	0	41.0	45	17	15	5	4	12	30	2	0
2007	DSL Braves	6-3	2.44	14	13	0	0	0	70.0	54	23	19	4	5	16	71	5	1
2008	GCL Braves	0-3	2.58	10	4	0	0	0	38.1	31	14	11	2	3	15	49	1	0
2009	Danville	0-2	3.05	14	3	0	0	2	38.1	25	14	13	1	4	17	34	0	0
2010	Rome	2-1	2.61	10	0	0	0	0	20.2	15	8	6	1	1	9	21	0	0
	Myrtle Beach	4-3	3.94	31	0	0	0	9	48.0	42	25	21	5	3	18	37	3	1
Minor Totals		14-16	2.98	91	28	0	0	11	256.1	212	101	85	18	20	87	242	11	2

BECKWITH, William**INF****Bats:** R**Throws:** L**Height:** 6-1**Weight:** 235**Born:** 8/19/90 in Crawford, MS**Resides:** Crawford, MS**School:** George C. Wallace CC (AL)**Obtained:** Selected by the Braves in the 21st round of the 2010 June free agent draft.**Signed By:** Brian Bridges

Year	Club	AVG	G	AB	R	H	2B	3B	HR	RBI	SH	SF	HP	BB	SO	SB	CS	E
2010	GCL Braves	.243	21	70	8	17	4	0	2	18	0	1	2	12	13	4	0	4

BERRYHILL, David Thomas (Thomas)**RHP****Bats:** R**Throws:** R**Height:** 5-10**Weight:** 205**Born:** 12/9/87 in Myrtle Beach, SC**Resides:** Aynor, SC**School:** Newberry College (SC)**Obtained:** Selected by the Braves in the fifth round of the 2009 June free agent draft.**Signed By:** Billy Best

2010 Review: Appeared in a career-high 41 games out of the bullpen between Rome (A) and Myrtle Beach (High-A)...Finished the season 5-3 with a 4.73 ERA (31 ER/59.0 IP) and five saves...**2009:** Made 16 relief

appearances and converted six-of-eight save opportunities in first professional season...First career save came in professional debut, 6/24 at PUL (0.1 IP, 1 BB, 1 K).

Year	Club	W-L	ERA	G	GS	CG	SHO	SV	IP	H	R	ER	HR	HB	BB	SO	WP	BK
2009	Danville	1-1	2.55	16	0	0	0	6	17.2	15	5	5	1	0	9	12	1	0
2010	Rome	3-1	3.80	31	0	0	0	5	45.0	51	29	19	0	3	15	30	6	1
	Myrtle Beach	2-2	7.71	10	0	0	0	0	14.0	19	12	12	1	0	7	14	2	0
Minor Totals		6-4	4.23	57	0	0	0	11	76.2	85	46	36	2	3	31	56	9	1

BREWER, Caleb Matthew

RHP

Bats: R **Throws:** R **Height:** 6-3 **Weight:** 205
Born: 2/2/89 in Columbus, GA **Resides:** Fortson, GA
School: Harris County (GA) High School
Obtained: Selected by the Braves in the 14th round of the 2007 June free agent draft.
Signed By: Al Goetz

2010 Review: Went 3-2 with a 4.65 ERA (21 ER/40.2 IP) in nine starts for Rome (A) before being sidelined with a leg injury...Allowed just one earned run in his first 16.2 IP...Selected as the organization's June Pitcher of the Month for Rome (2-0, 1.66 ERA)...**2009:** Following the season, rated by *Baseball America* as the 17th-ranked prospect in the Appalachian League.

Year	Club	W-L	ERA	G	GS	CG	SHO	SV	IP	H	R	ER	HR	HB	BB	SO	WP	BK
2007	GCL Braves	0-1	4.68	11	4	0		0	32.2	31	22	17	3	2	24	23	7	0
									Did Not Play									
2009	GCL Braves	3-3	2.82	12	10	0	0	0	44.2	20	14	14	0	1	31	65	8	0
2010	Rome	3-2	4.65	9	9	0	0	0	40.2	42	24	21	4	4	26	24	8	0
Minor Totals		6-6	3.79	32	23	0	0	0	118.0	93	60	52	7	7	81	112	24	1

BRICENO, Rafael Segundo

RHP

Bats: R **Throws:** R **Height:** 6-2 **Weight:** 175
Born: 10/29/90 in Machiques, VZ **Resides:** LaVilla, VZ
School: Liceo Nacional La Villa (VZ)
Obtained: Signed by the Braves as a non-drafted free agent on January 16, 2009.
Signed By: Alberto Cambero

Year	Club	W-L	ERA	G	GS	CG	SHO	SV	IP	H	R	ER	HR	HB	BB	SO	WP	BK
2009	DSL Braves	0-0	3.18	14	0	0	0	1	17.0	14	10	6	0	2	8	11	5	1
2010	DSL Braves	7-4	2.91	17	12	0	0	1	74.1	62	28	24	2	5	19	66	6	0
Minor Totals		7-4	2.96	31	12	0	0	2	91.1	76	38	30	2	7	27	77	11	1

BROWNSTEN, Cory Michael

C

Bats: R **Throws:** R **Height:** 6-1 **Weight:** 210
Born: 6/3/88 in Lockport, NY **Resides:** Lockport, NY
School: University of Pittsburgh
Obtained: Selected by the Braves in the 15th round of the 2010 June free agent draft.
Signed By: Gene Kerns

Year	Club	AVG	G	AB	R	H	2B	3B	HR	RBI	SH	SF	HP	BB	SO	SB	CS	E
2010	GCL Braves	.287	34	94	17	27	3	2	2	14	1	0	3	16	11	1	1	4
2010	Danville	.750	1	4	3	3	2	0	0	5	0	0	0	0	0	0	0	0
Minor Totals		.306	35	98	20	30	5	2	2	19	1	0	3	16	11	1	1	4

BURNS, Jonathan

RHP

Bats: R **Throws:** R **Height:** 6-1 **Weight:** 190
Born: 6/9/88 in Austin, TX **Resides:** Austin, TX
School: St. Edwards University (TX)
Obtained: Selected by the Braves in the 26th round of the 2010 June free agent draft.
Signed By: John Barron

Year	Club	W-L	ERA	G	GS	CG	SHO	SV	IP	H	R	ER	HR	HB	BB	SO	WP	BK
2010	GCL Braves	1-3	3.86	17	0	0	0	2	23.1	27	10	10	2	2	5	24	1	0

BUTTS, Brett William**RHP****Bats:** R**Throws:** R**Height:** 6-2**Weight:** 210**Born:** 4/24/86 in Riverdale, GA**Resides:** Sharpsburg, GA**School:** Auburn University**Obtained:** Selected by the Braves in the 19th round of the 2007 June free agent draft.**Signed By:** Al Goetz

2010 Review: Rated as the 28th best prospect in the Braves organization according to *Baseball America*...Allowed just four earned in 23.2 IP (1.52 ERA) out of the bullpen for Mississippi (AA)...Struck out 28 while walking just six over that span...Season cut short due to injury...**2009:** Appeared in a team-high and ranked second among Braves minor league pitchers with 53 games at Mississippi (AA)...His 2.58 ERA ranked fourth-lowest among Atlanta farmhands...Posted a career-high seven wins, all coming in relief...Converted five-of-six save opportunities...**2008:** Tied for second on the Myrtle Beach staff with 10 saves and was second with 36 appearances...His 10 saves and 1.14 WHIP ranked fifth among Braves farmhands...Converted 10-of-16 save opportunities...**2007:** Split time between Danville (R), Rome (A) and Myrtle Beach (High-A)...Allowed only one earned run in 12.1 IP as a reliever...Earned first career win on 7/4 with 3.0 innings of relief...Earned first save on 8/14.

Year	Club	W-L	ERA	G	GS	CG	SHO	SV	IP	H	R	ER	HR	HB	BB	SO	WP	BK
2007	Danville	2-0	0.73	5	0	0	0	0	12.1	8	4	1	1	3	3	12	0	0
	Rome	1-1	3.47	9	0	0	0	1	23.1	21	10	9	2	1	5	17	2	0
	Myrtle Beach	0-1	3.18	2	0	0	0	0	5.2	7	3	2	0	0	1	1	0	0
2008	Myrtle Beach	3-4	4.16	36	2	0	0	10	75.2	62	40	35	9	8	24	66	8	0
2009	Mississippi	7-3	2.58	53	0	0	0	5	73.1	63	23	21	5	6	36	68	11	1
2010	Mississippi	0-1	1.52	15	0	0	0	3	23.2	18	5	4	0	1	6	28	0	0
Minor Totals		13-10	3.03	120	2	0	0	19	214.0	179	85	72	17	19	75	192	21	1

CABALLERO, Luis Felipe**INF****Bats:** R**Throws:** R**Height:** 6-2**Weight:** 165**Born:** 7/8/92 in Bocas del Toro, Panama**Resides:** Empalme Changuinola, Panama**Obtained:** Signed by the Braves as a non-drafted free agent on January 27, 2010.**Signed By:** Luis Ortiz

Year	Club	AVG	G	AB	R	H	2B	3B	HR	RBI	SH	SF	HP	BB	SO	SB	CS	E
2010	DSL Braves	.212	9	33	5	7	1	1	0	2	0	0	0	1	9	1	0	4

CABRERA, Mauricio Adolfo**RHP****Bats:** R**Throws:** R**Height:** 6-2**Weight:** 180**Born:** 9/22/93 in Las Matas de Farfan, DR**Resides:** Las Matas de Farfan, DR**Obtained:** Signed by the Braves as a non-drafted free agent on July 2, 2010.**Signed By:** Robert Aquino

Year	Club	W-L	ERA	G	GS	CG	SHO	SV	IP	H	R	ER	HR	HB	BB	SO	WP	BK
------	------	-----	-----	---	----	----	-----	----	----	---	---	----	----	----	----	----	----	----

2011 Will Be First Professional Season

CABRERA, Jose William (Willie)**OF****Bats:** R**Throws:** R**Height:** 5-10**Weight:** 190**Born:** 8/3/86 in Los Angeles, CA**Resides:** North Ridge, CA**School:** Pierce College (CA)**Obtained:** Selected by the Braves in the 14th round of the 2005 June free agent draft; signed on May 28, 2006.**Signed By:** Mike Baker

2010 Review: Named by the Braves as the 2010 Mississippi Player of the Year...Batted .298 in 107 combined games between Mississippi (AA) and Gwinnett (AAA)...Posted career-highs in doubles (38), stolen bases (13), and on-base percentage (.359)...Hit .402 (35-for-87) with nine doubles and 15 RBI in 22 May games...Was named to the Southern League Mid-Season All-Star team and garnered Southern League Player of the Week honors for the week ending 7/12...Selected as the organization's May (.402 avg, 9 2B, 1 HR, 15 RBI) and July (.356, 11 2B, 1 3B, 3 HR, 17 RBI) Player of the Month for Mississippi...**2009:** Collected 53 RBI, tying for ninth-most among Braves farmhands...Posted a .356 (26-for-73) average in 24 August games to earn organizational Mississippi Player of the Month honors...**2008:** Led Myrtle Beach (A) with a .290 batting average (minimum 330 at-bats) in 116 games before receiving a promotion to Mississippi (AA) for nine games (.269) to end the season, 8/25-31...Hit a combined .289 at the two stops...Was named to the Carolina League Postseason All-Star team...Set career highs and ranked in the top 10 of several offensive categories among Braves' farmhands including second in doubles (33) and runs scored (91), tied for fifth in batting aver-

the CL with 86 runs scored and was fourth with 51 extra-base hits...Honored by the organization as the MB July Player of the Month after compiling a .350 (36-for-103) average with seven doubles, one triple, seven home runs, 24 RBI, 10 walks and a 1.049 OPS...Hit .413 (31-for-75) during an 18-game hitting streak, 5/30-6/17...**2007:** Fluctuated between Myrtle Beach (A) and Rome (A), spending equal time at both...Hit a combined .256 (131-for-511) with 12 home runs and 91 RBI at the two stops...Played the corner outfield positions with MB and played all three outfield positions for Rome...Tied for seventh in the Braves organization with 131 hits and his 24 doubles were tied for ninth-best...**2006:** Picked up one hit (.273, 3-for-11, with one RBI) in each game of the three-game Appalachian League championship series...Was elected to the Appy League All-Star team and ranked third in the league with 72 hits...Finished second in the organization with a .308 average.

Year	Club	AVG	G	AB	R	H	2B	3B	HR	RBI	SH	SF	HP	BB	SO	SB	CS	E
2006	Danville	.308	60	234	35	72	13	1	7	37	2	4	4	11	32	3	2	5
2007	Myrtle Beach	.251	68	251	28	63	7	1	2	24	0	1	0	24	31	2	2	4
	Rome	.262	65	260	28	68	17	1	3	30	0	3	2	11	28	2	1	3
2008	Myrtle Beach	.290	116	469	86	136	32	3	16	78	0	5	7	35	51	6	3	4
	Mississippi	.269	9	26	4	7	1	1	0	2	0	0	0	2	3	0	2	0
2009	Mississippi	.275	107	371	44	102	19	2	8	53	1	7	3	33	51	3	7	1
2010	Gwinnett	.192	8	26	1	5	1	0	0	2	0	0	0	1	6	0	1	1
	Mississippi	.306	99	366	48	112	37	1	5	56	0	3	9	29	36	13	6	4
Minor Totals		.282	532	2003	274	565	127	10	41	282	3	23	25	146	238	29	24	22

CADETTE, Victor Manuel

OF

Bats: R **Throws:** R **Height:** 6-1 **Weight:** 180
Born: 12/6/90 in San Cristobal, DR **Resides:** San Cristobal, DR
Obtained: Signed by the Braves as a non-drafted free agent on July 16, 2007.
Signed By: Roberto Aquino

Year	Club	AVG	G	AB	R	H	2B	3B	HR	RBI	SH	SF	HP	BB	SO	SB	CS	E
2008	DSL Braves	.236	51	203	25	48	12	1	2	17	0	1	2	9	41	4	3	26
2009	DSL Braves	.251	44	175	19	44	5	3	1	25	2	5	3	9	27	7	3	1
2010	GCL Braves	.225	48	151	18	34	5	1	2	10	1	0	1	16	34	7	2	3
Minor Totals		.238	143	529	62	126	22	5	5	52	3	6	6	34	102	18	8	30

CAICEDO, Oriel

RHP

Bats: R **Throws:** R **Height:** 6-1 **Weight:** 175
Born: 3/25/91 in Panama City, Panama **Resides:** Juan Diaz, Panama
School: Universidad Latina (Panama)
Obtained: Signed by the Braves as a non-drafted free agent on July 3, 2008.
Signed By: Luis Ortiz

Year	Club	W-L	ERA	G	GS	CG	SHO	SV	IP	H	R	ER	HR	HB	BB	SO	WP	BK
2009	DSL Braves	0-0	1.35	8	0	0	0	0	13.1	7	3	2	0	1	13	12	2	0
2010	DSL Braves	1-2	4.15	15	1	0	0	0	21.2	13	12	10	1	6	25	21	6	0
Minor Totals		1-2	3.09	23	1	0	0	0	35.0	20	15	12	1	7	38	33	8	0

CAICEDO, Oriel

LHP

Bats: L **Throws:** L **Height:** 5-11 **Weight:** 170
Born: 1/14/94 in Panama City, Panama **Resides:** Panama City, Panama
Obtained: Signed by the Braves as a non-drafted free agent on July 2, 2010.
Signed By: Luis Ortiz

Year	Club	W-L	ERA	G	GS	CG	SHO	SV	IP	H	R	ER	HR	HB	BB	SO	WP	BK
2011 Will Be First Professional Season																		

CAMARGO, Johan Valentin

INF

Bats: R **Throws:** R **Height:** 6-0 **Weight:** 160
Born: 12/13/93 in Panama City, Panama **Resides:** Betania, Panama
Obtained: Signed by the Braves as a non-drafted free agent on July 2, 2010.
Signed By: Luis Ortiz

Year	Club	AVG	G	AB	R	H	2B	3B	HR	RBI	SH	SF	HP	BB	SO	SB	CS	E
2011 Will Be First Professional Season																		

CAMBUSTON, Jesus Francisco**RHP****Bats:** R**Throws:** R**Height:** 6-3**Weight:** 180**Born:** 6/3/94 in Guagmas Sonoroa, Mexico**Resides:** Guagmas Sonoroa, Mexico**Obtained:** Signed by the Braves as a non-drafted free agent on July 2, 2010.**Signed By:** Manuel Samaniego

Year	Club	W-L	ERA	G	GS	CG	SHO	SV	IP	H	R	ER	HR	HB	BB	SO	WP	BK
2011 Will Be First Professional Season																		

CANIZARES, Barbaro Rafael**INF****Bats:** R**Throws:** R**Height:** 6-3**Weight:** 240**Born:** 11/21/79 in Havana, Cuba**Resides:** Miami, FL**Obtained:** Signed by the Braves as a non-drafted free agent on February 4, 2006.**Signed By:** Miguel Teheran

2010 Review: Led all Atlanta farmhands with a .341 batting average (also led the International League) and a .907 OPS (third in the IL)...Ranked amongst organizational leaders in other categories, such as hits (3rd, 145), doubles (6th, 28), home runs (T-3rd, 13), and RBI (3rd, 77)...Matched a career-high with 13 HR...Was named to the International League Mid-Season and Post-Season All-Star teams and took home the International League Batting Title...Garnered International League Player of the Week honors for the week ending 8/16...Selected as the organization's August Player of the Month for Gwinnett (.391 avg, 5 HR, 17 RBI)...Named by the Braves as the 2010 Gwinnett Player of the Year...**2009:** Led the Gwinnett Braves with 149 hits, 31 doubles, 79 RBI and was tied for first with 12 home runs en route to being named by the Braves organization as the club's MVP...Additionally, ranked in Atlanta's farm system top 10 in nearly every offensive category, including hits (1st), doubles (2nd), batting average (4th, .294), RBI (4th), home runs (tied 6th) and OPS (10th, .800)...Made his Major League debut 6/11 vs. PIT by batting fourth and playing first base and recorded his first major league hit with a single in the sixth inning...In five games with the major league club, went 4-for-21 (.190) with one double...Played in four games with major league club before getting reassigned to GWN on 6/16...Made one other appearance with ATL, 7/31 (0-for-4)...Named to the mid-season and postseason International League All-Star teams...Selected as the GWN April Player of the Month by the Braves organization after leading the club with a .353 (30-for-85) average, seven doubles and 12 RBI, while tying for the lead with 12 home runs...**2008:** Split time at first base (65 games) and as a designated hitter (64 games) while batting .300-13-67 in a career high 134 games in his second season at Class AAA Richmond...Also set career highs in hits (151), doubles (28), home runs (13) and RBI (67)...Was a member of the IL All-Star team...Ranked fourth among Braves farmhands with a .300 batting average and 151 hits (tied third in the IL) and tied for eighth with 28 doubles...Led Richmond club with 134 games played, 504 at-bats, 28 doubles and 67 RBI...Named IL Player of the Week for the week ending 4/13 after batting .375 (9-for-24) with two HR, three RBI and two 2B...Batted .333-3-15 in April en route to being named the Richmond Player of the Month...Matched career high with five hits on 8/15 vs. TOL and four RBI on 5/18 vs. NOR...Hit a combined .287 (41-for-143) with 14 RBI in 38 games between Gigantes del Cibao of the Dominican Winter League and Aguilas del Zulia of the Venezuelan Winter League...**2007:** Despite playing in a limited number of games due to immigration issues, had a fine sophomore season with Triple-A Richmond...Played in four GCL games, 7/24-27 (.545-1-2)...Was batting .304 with 14 RBI in 19 games when he left Richmond on 5/3 and hit .364 (39-for-107) in 29 games after returning to the squad on 8/1...Upon his return on 8/1, batted .372 (35-for-94) with eight doubles, one triple, two home runs, 20 RBI and 15 runs scored en route to being named by the Braves organization August Player of the Month...Had a career-high five hits, including three doubles and three RBI on 8/3...Knocked in a career-high four RBI on 6/24...Hit .260-6-22 in 42 games for Mayos de Navojoa of the Mexican Winter League...**2006:** Opened the season with Single-A Myrtle Beach and was promoted to Double-A Mississippi on 4/21...Began playing left field for the Pelicans and was moved to first base after five games with MS where he played for the remaining 63 games of the season...Led Mississippi with a .301 batting average...Was a Southern League All-Star...Ranked third among Braves farmhands with a .307 average...Braves organization selected him as the Mississippi Braves May Player of the Month after he batted .371 (36-for-97) with nine doubles, three home runs and 14 RBI...Was recognized as the Southern League Player of the Week, week ending 5/21...Hit .480 with three doubles, three home runs, seven RBI, five runs scored, with a .960 slugging percentage and a .522 on-base percentage.

Year	Club	AVG	G	AB	R	H	2B	3B	HR	RBI	SH	SF	HP	BB	SO	SB	CS	E
2006	Myrtle Beach	.381	6	21	3	8	0	0	1	1	0	0	0	1	3	1	0	0
	Mississippi	.301	78	279	33	84	18	1	4	33	0	3	2	28	44	0	0	8
2007	Richmond	.344	49	163	24	56	13	1	3	34	0	4	3	12	28	0	0	6
	GCL Braves	.545	4	11	1	6	0	0	1	2	0	0	0	4	1	0	0	0
2008	Richmond	.300	134	504	56	151	28	0	13	67	0	5	1	43	69	1	0	7
2009	Atlanta	.190	5	21	1	4	1	0	0	0	0	0	0	0	6	0	0	0
	Gwinnett	.294	130	506	55	149	31	2	12	79	0	4	7	52	67	2	2	8
2010	Gwinnett	.341	126	425	58	145	28	1	13	77	0	4	7	40	54	2	0	2
Minor Totals		.314	527	1909	230	599	118	5	47	293	0	20	20	180	266	6	2	31
Major Totals		.190	5	21	1	4	1	0	0	0	0	0	0	0	6	0	0	0

CARDENAS, Eliecer Jose RHP

Bats: R **Throws:** R **Height:** 6-2 **Weight:** 180
Born: 1/3/88 in Santo Domingo, DR **Resides:** Santo Domingo, DR
Obtained: Selected by the Braves from the Minnesota Twins in the minor league phase of the Rule 5 Draft on December 9, 2010.
Signed By: Fred Guerrero (Twins)

Year	Club	W-L	ERA	G	GS	CG	SHO	SV	IP	H	R	ER	HR	HB	BB	SO	WP	BK
2006	DSL Twins	3-0	1.26	17	0	0	0	1	28.2	22	8	4	0	2	17	16	3	0
2007	DSL Twins	2-3	2.08	13	12	0	0	0	52.0	38	20	12	0	2	22	56	4	0
2008	DSL Twins	5-1	1.57	14	11	0	0	0	68.2	56	15	12	2	4	11	59	7	1
2009	GCL Twins	1-2	5.47	11	3	0	0	0	24.2	31	20	15	3	2	7	24	3	1
2010	Beloit	5-1	3.69	38	0	0	0	8	63.1	57	36	26	6	1	44	53	11	1
Minor Totals		16-7	2.62	93	26	0	0	9	237.1	204	99	69	11	11	101	208	28	3

CASTILLO, Eduardo Luis RHP

Bats: R **Throws:** R **Height:** 6-2 **Weight:** 170
Born: 7/27/90 in Santo Domingo, DR **Resides:** Santo Domingo, DR
Obtained: Signed by the Braves as a non-drafted free agent on July 2, 2008.
Signed By: Roberto Aquino

Year	Club	W-L	ERA	G	GS	CG	SHO	SV	IP	H	R	ER	HR	HB	BB	SO	WP	BK
2009	DSL Braves	1-3	5.36	18	11	0	0	0	48.2	51	33	29	0	6	25	37	7	1
2010	DSL Braves	1-2	1.69	8	6	0	0	0	37.1	24	12	7	0	3	4	21	4	0
	GCL Braves	1-3	4.95	8	7	0	0	0	36.1	41	21	20	3	4	12	20	4	2
Minor Totals		3-8	4.12	34	24	0	0	0	122.1	116	66	56	3	13	41	78	15	3

CASTRO, Daniel Alejandro INF

Bats: R **Throws:** R **Height:** 5-11 **Weight:** 170
Born: 11/14/92 in Guaymas, Mexico **Resides:** Guaymas, Mexico
Obtained: Signed by the Braves as a non-drafted free agent on August 10, 2009.
Signed By: Manuel Samaniego

Year	Club	AVG	G	AB	R	H	2B	3B	HR	RBI	SH	SF	HP	BB	SO	SB	CS	E
2010	DSL Braves	.176	19	51	7	9	2	0	0	1	0	0	2	8	5	2	1	1

CASTRO, Yeliar Escobar RHP

Bats: R **Throws:** R **Height:** 6-3 **Weight:** 220
Born: 12/3/87 at Panama City, Panama **Resides:** Panama City, Panama
School: Instituto Comercial Panama
Obtained: Signed by the Braves as a non-drafted free agent on July 2, 2004.
Signed By: Luis Ortiz and Julian Perez

2010 Review: Went 7-4 with a 4.52 ERA (38 ER/75.2 IP) in 39 appearances (two starts) between Myrtle Beach (High-A) and Mississippi (AA)...Seven victories were a career-best...Selected as the organization's June Pitcher of the Month for Myrtle Beach (2-0, 0.55 ERA, 11 BB, 21 K, .132 BAA)...**2009:** Pitched predominately for Rome (A), but did make one appearance with Myrtle Beach in early September...Combined, he went 4-4-1 with a 4.43 ERA in 32 games, including three starts between the two stops...**2008:** Pitched in 34 games, including five starts, in first season with Rome (A)...Was 3-2 with a 2.42 ERA as a starter and 2-4-1 with a 6.12 as a reliever...His ERA was 4.98 for the season, however, he allowed seven earned runs in 0.0 innings pitched in first appearance of the season...Without that appearance, ERA would be 4.11...Struck out a season-high seven batters in 5.1 relief innings and earned the win on 7/8 vs. GBO...**2007:** Went 3-6 with a 3.83 ERA in 13 games (seven starts) between Danville (R) and GCL.

Year	Club	W-L	ERA	G	GS	CG	SHO	SV	IP	H	R	ER	HR	HB	BB	SO	WP	BK
2005	GCL Braves	0-2	9.82	5	2	0	0	0	11.0	13	12	12	3	1	12	6	2	0
2006	GCL Braves	1-2	5.32	8	5	0	0	1	23.2	23	18	14	1	4	15	19	5	1
2007	Danville	1-1	6.55	5	1	0	0	0	11.0	14	8	8	0	1	5	6	2	3
	GCL Braves	1-1	2.79	8	6	0	0	0	29.0	28	14	9	2	1	10	20	1	0
2008	Rome	5-6	4.98	34	5	0	0	1	72.1	72	49	40	4	3	39	77	11	0
2009	Rome	4-4	4.50	31	3	0	0	1	64.0	59	36	32	3	4	32	73	11	2
	Myrtle Beach	0-0	3.00	1	0	0	0	0	3.0	0	1	1	0	0	1	5	2	0
2010	Myrtle Beach	5-2	3.49	29	2	0	0	0	59.1	45	30	23	0	3	36	60	9	1
	Mississippi	2-2	8.27	10	0	0	0	0	16.1	15	16	15	3	2	18	13	3	0
Minor Totals		19-20	4.78	131	24	0	0	3	289.2	269	184	154	16	19	168	279	46	7

CHAPMAN, Jaye Lawrence**RHP****Bats:** R**Throws:** R**Height:** 6-0**Weight:** 195**Born:** 5/22/87 at Panama City, FL**Resides:** Lynn Haven, FL**School:** Chipola JC (FL)**Obtained:** Signed by the Braves as a 2005 draft and follow (16th round) on May 8, 2006.**Signed By:** Al Goetz

2010 Review: Struck out 74 batters in 63.0 combined innings between Myrtle Beach (High-A) and Mississippi (AA)...**2009:** Pitched in 46 games between Rome (A) and Myrtle Beach (High-A), recording a 2-2 record with a 2.64 ERA and 13 saves between the two stops...Ranked in Braves organization top ten in several categories including saves (T4th), reliever's ERA (5th, 2.64), opponents' batting average (.5th, .204) and appearances (T8th, 46)...Was 6-for-6 in save opportunities, while pitching at a 0.00 ERA (14.0 IP/0 ER) in 10 July appearances with Rome, earning the club's organizational Pitcher of the Month award...**2008:** Opened the season at Single-A Rome (5/20-6/28) and was promoted to High-A Myrtle Beach on 7/7 for the remainder of the season...Posted a combined 4-2-0, 3.49 ERA in 21 games (one start) at the two stops...Honored by the Carolina League as the Pitcher of the Week, week ending 8/11, after winning back-to-back relief appearances (6.2 IP, 2 H, 5 K)...Also named by the Braves organization as the Myrtle Beach August Pitcher of Month...**2007:** Played the majority of the season at Rome (A), but did make three appearances at rookie-level Danville (0-1-1, 1.23)...Struck out seven of the 11 batters he faced over 3.2 innings to earn the win on 8/17...**2006:** Filled the role of a starter and reliever...Earned his first-career win (relief) on 8/17 (1.0 IP, 4 H, 2 R, 2 ER, K) and his first-career save on 7/2 (3.0 IP, 2 H, BB).

Year	Club	W-L	ERA	G	GS	CG	SHO	SV	IP	H	R	ER	HR	HB	BB	SO	WP	BK
2006	Danville	1-2	5.77	14	5	0	0	1	34.1	46	25	22	2	2	21	24	1	0
2007	Rome	3-1	6.27	20	0	0	0	0	37.1	31	26	26	4	2	19	42	3	0
	Danville	0-1	1.23	3	0	0	0	1	7.1	6	3	1	1	0	1	13	1	0
2008	Rome	0-0	3.72	8	0	0	0	0	19.1	21	8	8	1	1	8	14	0	0
	Myrtle Beach	4-2	3.34	13	1	0	0	0	29.2	30	13	11	3	0	12	25	0	0
2009	Rome	1-0	0.40	19	0	0	0	13	22.2	9	3	1	0	1	4	29	2	0
	Myrtle Beach	1-2	4.33	27	0	0	0	0	35.1	35	19	17	3	0	20	37	4	0
2010	Myrtle Beach	0-1	5.68	10	0	0	0	2	12.2	10	8	8	1	0	7	21	6	0
	Mississippi	1-4	5.19	36	1	0	0	0	50.1	60	35	29	1	3	25	53	4	0
Minor Totals		11-13	4.41	150	7	0	0	17	249.0	248	139	122	16	9	117	258	21	0

CLEMENS, Paul**RHP****Bats:** R**Throws:** R**Height:** 6-4**Weight:** 180**Born:** 2/14/88 in Columbia, SC**Resides:** Burke, VA**School:** Louisburg JC (NC)**Obtained:** Selected by the Braves in the seventh round of the 2008 June free agent draft.**Signed By:** Billy Best

2010 Review: Enters 2011 rated as the 26th best prospect in the Braves organization according to *Baseball America*...Went 2-0 with one save while allowing just three ER in 19.0 IP (1.42 ERA) for Rome (A) before his promotion to Myrtle Beach (High-A)...**2009:** Appeared in 26 games, including 11 starts in second professional season...Had a 3-5 record with a 6.04 ERA in 11 starts and 3-0 with three saves and a 5.71 ERA in 15 appearances...**2008:** Went 4-4-1 with a 3.58 ERA in 14 games (nine GS) between Rome (A), Danville (R) and Gulf Coast League...First career save came 7/1 at JCY...First career win came 7/11 vs. BUR (5.0 IP, 4 H, 2 R, 1 ER, 3 K)...Following the season was rated by *Baseball America* as the 23rd-best prospect in the Braves farm system.

Year	Club	W-L	ERA	G	GS	CG	SHO	SV	IP	H	R	ER	HR	HB	BB	SO	WP	BK
2008	GCL Braves	1-0	0.00	1	0	0	0	0	3.0	1	0	0	0	0	0	2	0	0
	Danville	3-3	3.39	12	8	0	0	1	58.1	57	33	22	6	3	18	57	7	1
	Rome	0-1	9.00	1	1	0	0	0	4.0	7	5	4	0	1	2	0	1	0
2009	Rome	6-5	5.91	26	11	0	0	3	85.1	105	67	56	7	4	49	64	7	1
2010	Rome	2-0	1.42	8	0	0	0	1	19.0	11	5	3	1	0	8	16	1	0
	Myrtle Beach	0-4	3.69	27	8	0	0	2	75.2	83	46	31	5	2	28	65	10	0
Minor Totals		12-13	4.26	75	28	0	0	7	245.1	264	156	116	19	10	105	204	26	2

CRIM, Matthew Ray (Matt)**LHP****Bats:** L**Throws:** L**Height:** 6-0**Weight:** 195**Born:** 8/14/87 in Charleston, SC**Resides:** Summerville, SC**School:** The Citadel**Obtained:** Selected by the Braves in the 21st round of the 2009 June free agent draft.**Signed By:** Billy Best

2010 Review: Tossed 149.2 innings, fifth most amongst minor league pitchers in the Braves organization and third most in the Carolina League...Went 7-11 with a 4.87 ERA (81 ER/149.2 IP)...Tossed a complete game on 5/21 at WIL (8.0 IP, 8 H, 4 ER, 2 BB, 4 K)... **2009:** Voted the Appalachian League Pitcher of the Year by the league and was named by the Braves organization as the Danville Braves MVP...Dominated the AL, winning 10 of his 13 appearances, including 10 of his first 11 outings (nine starts) and eight of his 10 starts...His 10 victories topped the AL and tied for the most in the Atlanta organization, while his 3.18 ERA ranked third among Braves minor league starters (eighth in AL) and he was also third in WHIP (1.18)...Selected to the AL All-Star team...His two losses came in his last two outings, 5.0 IP/4 ER and 1.0 IP/2 ER, respectively.

Year	Club	W-L	ERA	G	GS	CG	SHO	SV	IP	H	R	ER	HR	HB	BB	SO	WP	BK
2009	Danville	10-2	3.18	13	11	0	0	0	68.0	70	26	24	5	3	10	48	3	0
2010	Myrtle Beach	7-11	4.87	29	23	1	0	0	149.2	180	101	81	15	9	59	86	1	0
Minor Totals		17-13	4.34	42	34	1	0	0	217.2	250	127	105	20	12	69	134	4	0

CUNNINGHAM, Thomas David (Todd)

OF

Bats: S

Throws: R

Height: 6-0

Weight: 200

Born: 3/20/89 in Jacksonville, AL

Resides: Jacksonville, AL

School: Jacksonville State University (AL)

Obtained: Selected by the Braves in the second round (53rd overall) of the 2010 June free agent draft.

Signed By: Brian Bridges

2010 Review: Enters 2011 rated as the 20th best prospect in the Braves organization, according to *Baseball America*...Began his professional career in Rome (A), where he saw action in 65 games...Hit his first professional home run on 7/12 vs. CSC.

Year	Club	AVG	G	AB	R	H	2B	3B	HR	RBI	SH	SF	HP	BB	SO	SB	CS	E
2010	Rome	.260	65	231	32	60	9	3	1	20	2	1	15	14	30	7	4	3

CURLEY, Christopher William (Chris)

INF

Bats: R

Throws: R

Height: 6-1

Weight: 210

Born: 8/25/87 in Edgewood, KY

Resides: Ft. Mitchell, KY

School: Campbellsville University (KY)

Obtained: Signed by the Braves as a non-drafted free agent on July 31, 2009

Signed By: Billy Best

2010 Review: Began the season in Danville (R) before being promoted to Rome (A) and eventually Myrtle Beach (High-A)...Hit his first professional home run on 7/16 at HAG...**2009:** Appeared in 11 games, going 3-for-19 (.158) with Danville in first professional season.

Year	Club	AVG	G	AB	R	H	2B	3B	HR	RBI	SH	SF	HP	BB	SO	SB	CS	E
2009	Danville	.158	11	19	0	3	1	0	0	2	0	0	0	2	4	1	0	2
2010	Danville	.250	3	8	2	2	0	1	0	0	0	0	0	0	2	0	0	0
	Rome	.214	61	206	23	44	5	4	3	23	2	1	4	9	38	0	1	11
	Myrtle Beach	.357	4	14	1	5	1	1	0	0	0	0	0	1	3	0	1	0
Minor Totals		.219	79	247	26	54	7	6	3	25	2	1	4	12	47	1	2	13

DALFONSO, Jakob David

INF

Bats: L

Throws: R

Height: 6-3

Weight: 195

Born: 1/25/90 in Woodstock, GA

Resides: Woodstock, GA

School: Middle Georgia College

Obtained: Selected by the Braves in the 18th round of the 2009 June free agent draft.

Signed By: Hugh Buchanan

Year	Club	AVG	G	AB	R	H	2B	3B	HR	RBI	SH	SF	HP	BB	SO	SB	CS	E
2009	GCL Braves	.259	41	139	19	36	7	0	0	19	0	0	3	10	20	7	2	8
2010	Danville	.301	50	153	24	46	6	2	1	16	0	0	13	11	19	4	2	3
Minor Totals		.281	91	292	43	82	13	2	1	35	0	0	16	21	39	11	4	11

DANIEL, Emmanuel**OF**

Bats: R **Throws:** R **Height:** 6-1 **Weight:** 165
Born: 12/25/91 in San Pedro de Macoris, DR **Resides:** San Pedro de Macoris, DR
Obtained: Signed by the Braves as a non-drafted free agent on July 2, 2009.
Signed By: Robert Aquino

Year	Club	AVG	G	AB	R	H	2B	3B	HR	RBI	SH	SF	HP	BB	SO	SB	CS	E
2010	DSL Braves	.138	45	159	14	22	4	0	1	15	5	3	6	11	37	2	1	2

DANIELI, Evan**RHP**

Bats: R **Throws:** R **Height:** 6-8 **Weight:** 245
Born: 8/2/89 in East Hanover, NJ **Resides:** East Hanover, NJ
School: University of Notre Dame
Obtained: Selected by the Braves in the 24th round of the 2010 June free agent draft.
Signed By: Bill Bliss

Year	Club	W-L	ERA	G	GS	CG	SHO	SV	IP	H	R	ER	HR	HB	BB	SO	WP	BK
2010																		Injured - Did Not Play

DE LOS SANTOS, Fernando Jose**INF**

Bats: R **Throws:** R **Height:** 6-2 **Weight:** 180
Born: 1/18/90 in Santo Domingo, DR **Resides:** Santo Domingo, DR
Obtained: Signed by the Braves as a non-drafted free agent on July 2, 2008.
Signed By: Roberto Aquino

Year	Club	AVG	G	AB	R	H	2B	3B	HR	RBI	SH	SF	HP	BB	SO	SB	CS	E
2009	GCL Braves	.229	36	105	15	24	4	2	1	12	5	2	1	7	25	1	1	6
2010	GCL Braves	.250	49	140	20	35	7	2	0	8	1	0	3	10	35	2	3	6
	Danville	.000	1	3	0	0	0	0	0	1	0	0	0	1	0	0	0	0
Minor Totals		.238	86	248	35	59	11	4	1	21	6	2	4	18	60	3	4	12

DE LOS SANTOS, Ramon Emilio**C**

Bats: R **Throws:** R **Height:** 6-0 **Weight:** 185
Born: 12/26/89 in Boca Chica, DR **Resides:** Boca Chica, DR
Obtained: Signed by the Braves as non-drafted free agent on May 16, 2007.
Signed By: Roberto Aquino

Year	Club	AVG	G	AB	R	H	2B	3B	HR	RBI	SH	SF	HP	BB	SO	SB	CS	E
2007	DSL Braves	.109	21	55	5	6	0	0	0	2	0	0	4	12	12	1	1	1
2008	DSL Braves	.224	21	67	11	15	1	0	1	8	0	0	0	6	16	0	0	4
2009	DSL Braves	.248	34	101	8	25	5	1	0	18	1	0	7	4	19	0	0	6
2010	GCL Braves	.157	26	70	9	11	3	0	2	6	0	0	2	3	16	1	1	2
Minor Totals		.195	102	293	33	57	9	1	3	34	1	0	13	25	63	2	2	13

DE LUNA, Luis Amauris**RHP**

Bats: R **Throws:** R **Height:** 6-4 **Weight:** 200
Born: 6/18/90 in Salcedo, DR **Resides:** Salcedo, DR
Obtained: Signed by the Braves as a non-drafted free agent on June 8, 2007.
Signed By: Roberto Aquino

2010 Review: Selected as the organization's GCL Pitcher of the Month for August (2-0, 3.94 ERA)...**2009:** Named by the Braves organization as the June Pitcher of the Month for the DSL Braves (5-1, 0.87 ERA).

Year	Club	W-L	ERA	G	GS	CG	SHO	SV	IP	H	R	ER	HR	HB	BB	SO	WP	BK
2007	DSL Braves	0-0	5.29	9	3	0	0	1	17.0	20	13	10	1	3	10	9	0	2
2008	DSL Braves	3-2	6.23	15	13	0	0	0	60.2	68	46	42	1	7	29	50	5	4
2009	DSL Braves	9-2	2.08	18	13	0	0	0	73.2	49	19	17	2	7	11	66	6	2
2010	GCL Braves	2-0	3.30	9	4	0	0	1	30.0	34	13	11	1	5	9	21	3	0
Minor Totals		14-4	3.97	51	33	0	0	2	181.1	171	91	80	5	22	59	146	14	8

DELGADO, Dimasther Jhon**LHP****Bats:** L**Throws:** L**Height:** 6-2**Weight:** 225**Born:** 3/9/89 in Aguadulce, Panama**Resides:** Pocri, Panama**Obtained:** Signed by the Braves as a non-drafted free agent on February 6, 2007.**Signed By:** Luis Ortiz

2010 Review: Enters 2011 rated as the 18th best prospect in the Braves organization according to *Baseball America*...Missed the entire 2010 season due to injury...**2009:** Enters the 2009 season ranked the 85th-best player by ESPN.com...**2008:** Honored as the Gulf Coast League June Pitcher of the Month by the Braves organization after going 2-0 with a 0.00 ERA in two appearances (7.1 IP)...**2007:** His 2.43 ERA and 1.03 WHIP ranked fifth among Braves minor league starters and his .217 opponents' batting average was sixth.

Year	Club	W-L	ERA	G	GS	CG	SHO	SV	IP	H	R	ER	HR	HB	BB	SO	WP	BK
2007	DSL Braves	3-3	2.43	13	12	0	0	0	59.1	49	31	16	1	7	12	86	3	1
2008	GCL Braves	5-1	4.31	11	3	0	0	0	39.2	51	22	19	2	3	9	39	3	1
2009	Rome	5-7	3.61	17	17	0	0	0	99.2	89	43	40	4	6	26	104	7	0
2010									Injured - Did Not Play									
Minor Totals		13-11	3.40	41	32	0	0	0	198.2	189	96	75	7	16	47	229	13	2

DELGADO, Ryan Patrick**C****Bats:** R**Throws:** L**Height:** 5-11**Weight:** 215**Born:** 1/11/88 in Upland, CA**Resides:** Upland, CA**School:** Azusa Pacific University (CA)**Obtained:** Selected by the Braves in the 32nd round of the 2010 June free agent draft.**Signed By:** Steve Leavitt

Year	Club	AVG	G	AB	R	H	2B	3B	HR	RBI	SH	SF	HP	BB	SO	SB	CS	E
2010	Danville	.301	45	153	26	46	14	0	6	24	0	1	3	9	28	0	0	0

DeVALL, Brett Alexander**LHP****Bats:** R**Throws:** L**Height:** 6-4**Weight:** 215**Born:** 1/8/90 in Winter Park, FL**Resides:** Niceville, FL**School:** Niceville (FL) High School**Obtained:** Selected by the Braves in the supplemental round (40th Overall) of the 2008 June free agent draft.**Signed By:** Brian Bridges

2010 Review: Started a career-high 19 games for Rome (A), going 7-9 with a 4.39 ERA (52 ER/106.2 IP)...Tossed a complete game on 8/2 vs. SAV (9.0 IP, 6 H, 1 ER)...**2009:** Went 4-4 with a 3.52 ERA in 10 starts with Single-A Rome...Earned the win with a 7.0-inning, two-hit shutout 6/5 vs. AUG...**2008:** Posted an 0.93 ERA (9.2 IP/1 ER) and held opponents to a .125 batting average (three starts, one relief appearance) in first professional season...Following the season was rated by *Baseball America* as the 14th-best prospect in the Braves organization.

Year	Club	W-L	ERA	G	GS	CG	SHO	SV	IP	H	R	ER	HR	HB	BB	SO	WP	BK
2008	GCL Braves	0-0	0.93	4	3	0	0	0	9.2	4	1	1	1	1	2	7	0	0
2009	Rome	4-4	3.52	10	10	1	1	0	53.2	50	22	21	3	2	14	41	3	0
2010	Rome	7-9	4.39	19	19	1	0	0	106.2	134	74	52	5	7	28	71	5	1
Minor Totals		11-13	3.92	33	32	2	1	0	170.0	188	97	74	9	10	44	119	8	1

DICKEY, Gavin**OF****Bats:** R**Throws:** R**Height:** 5-11**Weight:** 200**Born:** 9/29/83 in Tallahassee, FL**Resides:** Tallahassee, FL**School:** University of Florida**Obtained:** Signed by the Braves as a minor league free agent on February 11, 2011.**Signed By:** Mark Leavitt (Mariners)

Year	Club	AVG	G	AB	R	H	2B	3B	HR	RBI	SH	SF	HP	BB	SO	SB	CS	E
2006	Everett	.216	55	176	28	38	6	3	5	21	2	1	10	13	40	16	2	2
2007	Wisconsin	.230	77	243	32	56	12	2	7	31	5	3	6	14	67	12	8	2
2008	Wisconsin	.279	48	172	20	48	12	1	2	20	0	2	9	7	40	10	0	2
	High Desert	.242	41	132	23	32	9	0	1	15	1	2	8	5	27	9	3	1
2009	West Tennessee	.417	4	12	1	5	0	0	0	2	1	0	0	0	3	0	0	0
Minor Totals		.244	225	735	104	179	39	6	15	89	9	8	33	39	177	47	13	7

DRURY, Brandon**INF****Bats:** R**Throws:** R**Height:** 6-2**Weight:** 190**Born:** 8/21/92 in Grants Pass, OR**Resides:** Grants Pass, OR**School:** Grants Pass (OR) High School**Obtained:** Selected by the Braves in the 13th round of the 2010 June free agent draft.**Signed By:** Brett Evert

Year	Club	AVG	G	AB	R	H	2B	3B	HR	RBI	SH	SF	HP	BB	SO	SB	CS	E
2010	GCL Braves	.198	52	192	20	38	7	1	3	17	1	1	4	9	50	2	2	5

ESCOBAR, Reidy Jesus**RHP****Bats:** R**Throws:** R**Height:** 6-4**Weight:** 170**Born:** 11/27/89 in Maracay, Aragua, Venezuela;**Resides:** Guayabal, Miranda, Venezuela**Obtained:** Signed by the Braves as a non-drafted free agent on July 2, 2006.**Signed By:** Rolando Petit and Carlos Torres

Year	Club	W-L	ERA	G	GS	CG	SHO	SV	IP	H	R	ER	HR	HB	BB	SO	WP	BK
2007	DSL Braves	1-0	27.00	1	0	0	0	0	1.0	3	3	3	1	0	0	0	1	0
2008	DSL Braves	3-3	5.45	21	0	0	0	0	1	38.0	32	28	23	0	4	24	33	8
2009	DSL Braves	0-1	1.42	5	0	0	0	2	12.2	10	7	2	0	2	4	11	3	0
	GCL Braves	1-1	4.26	11	0	0	0	1	19.0	21	10	9	1	2	7	21	0	0
2010	Injured - Did Not Play																	
Minor Totals		5-5	4.71	38	0	0	0	4	70.2	66	48	37	2	8	35	65	12	1

ESPINOSA, Abraham Moises**RHP****Bats:** R**Throws:** R**Height:** 6-2**Weight:** 170**Born:** 6/3/93 in David, Panama**Resides:** David, Panama**Obtained:** Signed by the Braves as a non-drafted free agent on November 28, 2009.**Signed By:** Luis Ortiz

Year	Club	W-L	ERA	G	GS	CG	SHO	SV	IP	H	R	ER	HR	HB	BB	SO	WP	BK
2010	DSL Braves	5-3	1.41	14	12	1	1	0	70.0	60	21	11	3	2	11	54	0	1

ESTEVEZ, Wilton**RHP****Bats:** R**Throws:** R**Height:** 6-1**Weight:** 175**Born:** 5/30/87 in Dajabon, DR**Resides:** Dajabon, DR**Obtained:** Signed by the Braves as a non-drafted free agent on July 30, 2008.**Signed By:** Roberto Aquino and Miguel Alcantara

2010 Review: Went 1-2 with a 6.87 ERA (28 ER/36.2 IP) with Rome (A)...Allowed just one home run in 27 appearances in 2010...**2009:** Selected by the Braves organization as the June Gulf Coast League Pitcher of the Month.

Year	Club	W-L	ERA	G	GS	CG	SHO	SV	IP	H	R	ER	HR	HB	BB	SO	WP	BK
2008	DSL Braves	1-1	2.77	7	0	0	0	0	13.0	12	5	4	0	1	7	7	7	0
2009	GCL Braves	0-2	4.03	13	0	0	0	2	22.1	15	10	10	1	3	14	30	1	3
2010	Rome	1-2	6.87	27	0	0	0	0	36.2	50	37	28	1	6	37	29	7	1
Minor Totals		1-3	3.57	20	0	0	0	2	35.1	27	15	14	1	4	21	37	8	3

FALCON, Daniel Romero**OF****Bats:** R**Throws:** R**Height:** 6-1**Weight:** 215**Born:** 12/27/88 in Bani, DR**Resides:** Bani, DR**School:** Lic. Juan P Duarte**Obtained:** Signed by the Braves as a non-drafted free agent on July 16, 2005.**Signed By:** Julian Perez and Roberto Aquino**2008:** Received organizational DSL Player of the Month honors for August.

Year	Club	AVG	G	AB	R	H	2B	3B	HR	RBI	SH	SF	HP	BB	SO	SB	CS	E
2006	DSL Braves	.242	27	95	12	23	7	0	0	8	0	1	2	5	30	0	1	9
2007	DSL Braves	.272	60	213	29	58	8	3	6	31	0	1	7	18	67	5	4	39
2008	DSL Braves	.296	45	179	42	53	8	3	9	40	0	2	4	18	41	9	1	5
2009	GCL Braves	.257	45	148	13	38	7	2	3	15	0	1	0	7	42	2	2	2
2010	Danville	.206	21	68	7	14	3	1	3	11	0	0	2	1	15	1	0	3
	GCL Braves	.271	34	133	18	36	9	0	3	18	0	0	0	6	28	9	0	4
Minor Totals		.266	232	836	121	222	42	9	24	123	0	5	15	55	223	26	8	62

FARRELL, Kyle Joseph**RHP****Bats:** R**Throws:** R**Height:** 6-4**Weight:** 215**Born:** 5/6/89 in Salem, OR**Resides:** Salem, OR**School:** Western Nevada College**Obtained:** Selected by the Braves in the ninth round of the 2008 June free agent draft.**Signed By:** Bliane Clemens

Year	Club	W-L	ERA	G	GS	CG	SHO	SV	IP	H	R	ER	HR	HB	BB	SO	WP	BK
2008	GCL Braves	0-5	4.58	10	6	0	0	0	35.1	43	22	18	1	2	17	28	2	0
2009	GCL Braves	0-3	6.92	12	5	0	0	0	39.0	44	37	30	4	0	19	31	4	0
2010	Danville	5-3	4.04	14	10	0	0	1	64.2	67	32	29	6	3	7	47	5	1
Minor Totals		5-8	4.99	36	21	0	0	1	139.0	154	91	77	11	5	43	106	11	1

FILAK, David**RHP****Bats:** R**Throws:** R**Height:** 6-4**Weight:** 220**Born:** 11/24/89 in Scotia, NY**Resides:** Scotia, NY**School:** SUNY Oneonta**Obtained:** Selected by the Braves in the fourth round of the 2010 June free agent draft.**Signed By:** Kevin Barry

2010 Review: Enters the 2011 season rated as the 24th-best prospect in the Braves organization according to *Baseball America*.

Year	Club	W-L	ERA	G	GS	CG	SHO	SV	IP	H	R	ER	HR	HB	BB	SO	WP	BK
2010	Danville	0-2	2.42	10	8	0	0	0	26.0	18	7	7	1	0	11	27	2	1

FLEMING, Kenneth (Kenny)**OF****Bats:** L**Throws:** L**Height:** 6-1**Weight:** 185**Born:** 9/14/89 in Louisa, VA**Resides:** Louisa, VA**School:** Shelton State CC (AL)**Obtained:** Selected by the Braves in the 30th round of the 2010 June free agent draft.**Signed By:** Brian Bridges

Year	Club	AVG	G	AB	R	H	2B	3B	HR	RBI	SH	SF	HP	BB	SO	SB	CS	E
2010	Danville	.226	53	168	19	38	5	5	0	19	2	1	3	7	37	7	4	0

FLEMING, Kurt Stockner**OF****Bats:** S**Throws:** R**Height:** 6-1**Weight:** 215**Born:** 8/30/91 in Louisa, VA**Resides:** Louisa, VA**School:** St. Christopher's School (VA)**Obtained:** Selected by the Braves in the eighth round of the 2010 June free agent draft.**Signed By:** Billy Best

2010 Review: Selected as the GCL Player of the Month for August (.320, 4 2B, 1 3B, 4 HR, 10 RBI, 6 SB)

Year	Club	AVG	G	AB	R	H	2B	3B	HR	RBI	SH	SF	HP	BB	SO	SB	CS	E
2010	GCL Braves	.262	44	164	23	43	4	2	4	15	0	0	3	9	20	8	4	5
	Danville	.333	4	9	2	3	1	0	0	0	1	0	0	0	1	0	0	0
Minor Totals		.266	48	173	25	46	5	2	4	15	1	0	3	9	21	8	4	5

FLORES, Juan Ramon**OF****Bats:** R**Throws:** R**Height:** 6-2**Weight:** 190**Born:** 10/2/86 in Esteli, Nicaragua**Resides:** Managua, Nicaragua**Obtained:** Signed by the Braves as a non-drafted free agent on June 28, 2009.**Signed By:** Marvin Throneberry

2010 Review: Promoted to Rome (A) after 8 games with Danville (R)...Hit a combined .241 with eight doubles, four triples, a homer and 17 RBI between the two stops...Season was cut short due to injuries.

Year	Club	AVG	G	AB	R	H	2B	3B	HR	RBI	SH	SF	HP	BB	SO	SB	CS	E
2009	DSL Braves	.368	27	117	25	43	10	4	1	16	0	0	2	5	12	1	2	1
2010	Danville	.333	8	36	6	12	2	0	0	4	0	0	0	1	8	1	0	1
	Rome	.217	39	138	14	30	6	4	1	13	2	1	2	3	24	4	2	8
Minor Totals		.292	74	291	45	85	18	8	2	33	2	1	4	9	44	6	4	10

FOSTER, Stephen**LHP****Bats:** L**Throws:** L**Height:** 6-0**Weight:** 170**Born:** 4/4/87 in Auburn, WA**Resides:** Auburn, WA**School:** Lewis and Clark State College (ID)**Obtained:** Selected by the Braves in the 39th round of the 2010 June free agent draft.**Signed By:** Brett Evert

Year	Club	W-L	ERA	G	GS	CG	SHO	SV	IP	H	R	ER	HR	HB	BB	SO	WP	BK
2010	GCL Braves	2-1	3.65	15	0	0	0	0	24.2	24	10	10	2	1	10	17	1	0
	Danville	0-0	0.00	1	0	0	0	0	2.0	1	0	0	0	0	1	2	1	0
Minor Totals		2-1	3.37	16	0	0	0	0	26.2	25	10	10	2	1	11	19	2	0

FOUCH, Matthew (Matt)**LHP****Bats:** L**Throws:** L**Height:** 6-1**Weight:** 185**Born:** 11/22/87 in Stafford, VA**Resides:** Stafford, VA**School:** United States Military Academy**Obtained:** Selected by the Braves in the 34th round of the 2010 June free agent draft.**Signed By:** Kevin Barry

2010 Review: Offered scoreless relief in six appearances (9.0 IP) between Danville (R) and Rome (A)...Was placed on military leave after being recalled to active duty by the United States Army in early July.

Year	Club	W-L	ERA	G	GS	CG	SHO	SV	IP	H	R	ER	HR	HB	BB	SO	WP	BK
2010	Danville	0-0	0.00	2	0	0	0	0	4.0	0	0	0	0	0	1	7	0	0
	Rome	0-0	0.00	4	0	0	0	1	5.0	3	0	0	0	0	0	3	0	0
Minor Totals		0-0	0.00	6	0	0	0	1	9.0	3	0	0	0	0	1	10	0	0

FRANCIS, Ross David (David)**RHP****Bats:** R**Throws:** R**Height:** 6-1**Weight:** 205**Born:** 2/8/88 in Etobicoke, Ontario, Canada**Resides:** Kingsport, TN**School:** Walters State CC (TN)**Obtained:** Signed by the Braves in the 12th round of the 2008 June free agent draft.**Signed By:** Brian Bridges

2010 Review: Split time during the 2010 campaign between Myrtle Beach (High-A) and Rome (A)...Appeared in 21 games with Myrtle Beach, going 2-3 with a 4.31 ERA (19 ER/32.2 IP) out of the bullpen...Notched four saves and posted a 2.83 ERA (9 ER/28.2 IP) in 17 appearances for Rome...**2009:** Spent sophomore season between Class A Rome and High-A Myrtle Beach...He went 5-7 with a 4.20 ERA and three saves in 34 outings (10 starts) with the two clubs...With Rome, appeared as a starter and reliever; 1-3 with a 2.83 in six starts and 4-4 with a 4.22 ERA and three saves in 24 relief appearances...**2008:** Named by the Braves organization as the Danville Pitcher of the Year...Went 5-3 with a 2.35 ERA and 69 strikeouts in 53.2 innings (1.29 K/IP) in first professional season...His 69 strikeouts ranked second on the Danville staff and fourth in the Appalachian League...Was third among Braves minor league pitchers with a .203 opponents' batting average and a 1.02 WHIP...Went 3-1 with a 1.88 ERA and held opponents to a .149 batting average en route to earning Danville Braves July Pitcher of the Month honors...Was the AL Pitcher of the Week, week ending 7/28...On 7/22 vs. PUL, recorded 16 strikeouts (22 batters faced) in 6.0 innings pitched.

Year	Club	W-L	ERA	G	GS	CG	SHO	SV	IP	H	R	ER	HR	HB	BB	SO	WP	BK
2008	Danville	5-3	2.35	11	8	0	0	0	53.2	38	18	14	2	4	17	69	7	0
2009	Myrtle Beach	0-0	7.02	4	4	0	0	0	16.2	16	14	13	2	2	13	22	0	0
	Rome	5-7	3.67	30	6	0	0	3	88.1	101	43	36	5	4	30	73	5	1
2010	Myrtle Beach	2-3	4.31	21	0	0	0	0	39.2	49	22	19	0	3	22	29	5	0
	Rome	0-0	2.83	17	0	0	0	4	28.2	23	14	9	1	2	10	21	0	1
Minor Totals		10-10	3.57	45	18	0	0	3	158.2	155	75	63	9	10	60	164	12	1

FRANCO, Carlos Roberto**INF****Bats:** R**Throws:** R**Height:** 6-2**Weight:** 170**Born:** 12/20/91 in Bani, Dominican Republic**Resides:** Bani, Dominican Republic**Obtained:** Signed by the Braves as a non-drafted free agent on May 5, 2009.**Signed By:** Roberto Aquino

Year	Club	AVG	G	AB	R	H	2B	3B	HR	RBI	SH	SF	HP	BB	SO	SB	CS	E
2009	DSL Braves	.181	31	83	15	15	4	1	1	5	0	1	1	10	30	0	3	0
2010	DSL Braves	.218	37	142	8	31	4	1	2	19	0	1	1	18	31	3	0	10
	GCL Braves	.123	23	65	9	8	1	0	2	5	0	1	4	8	24	1	0	2
Minor Totals		.186	91	290	32	54	9	2	5	29	0	3	6	36	85	4	3	12

FRIERSON, Jarred Ahmad

OF

Bats: S **Throws:** R **Height:** 5-11 **Weight:** 190
Born: 3/23/87 in Los Angeles, CA **Resides:** Los Angeles, CA
School: University of Nevada-Las Vegas
Obtained: Selected by the Braves in the 36th round of the 2010 June free agent draft.
Signed By: Bump Merriweather

Year	Club	AVG	G	AB	R	H	2B	3B	HR	RBI	SH	SF	HP	BB	SO	SB	CS	E
2010	Danville	.291	33	86	15	25	3	3	1	3	1	0	0	8	20	2	2	2

GALVAN, Deion Aitcken

OF

Bats: L **Throws:** L **Height:** 5-9 **Weight:** 150
Born: 11/8/92 in Lander Miranda, VZ **Resides:** Tenerife, Spain
Obtained: Signed by the Braves as a non-drafted free agent on February 5, 2010
Signed By: Rolando Petit

Year	Club	AVG	G	AB	R	H	2B	3B	HR	RBI	SH	SF	HP	BB	SO	SB	CS	E
2010	DSL Braves	.128	29	47	5	6	1	0	0	2	0	1	0	8	12	3	4	1

GAMBOA, Fredy Ivan

OF

Bats: L **Throws:** L **Height:** 6-3 **Weight:** 190
Born: 7/27/92 in Quibdo, Colombia **Resides:** Quibdo, Colombia
Obtained: Signed by the Braves as a non-drafted free agent on July 29, 2008.
Signed By: Miguel Teheran and Carlos Garcia

Year	Club	AVG	G	AB	R	H	2B	3B	HR	RBI	SH	SF	HP	BB	SO	SB	CS	E
2009	DSL Braves	.000	2	6	0	0	0	0	0	0	0	0	0	1	6	0	0	1
2010						Did Not Play												
Minor Totals		.000	2	6	0	0	0	0	0	0	0	0	0	1	6	0	0	1

GARCIA, Christopher John

INF

Bats: L **Throws:** R **Height:** 6-1 **Weight:** 225
Born: 11/25/87 in Brooklyn, NY **Resides:** Brooklyn, NY
School: St. Petersburg JC (FL)
Obtained: Signed by the Braves as a minor league free agent on October 12, 2010.
Signed By: Tom Kotchman (Angels)

2010 Review: Hit .383 (134-for-350) with 31 doubles, one triple, 14 home runs and 90 RBI for the Shreveport-Bossier Captains of the American Association of Independent Professional Baseball...Named to the American Association All-Star Team...His .383 average was good for second in the league...**2009:** Batted .361 (107-for-296) with 17 doubles, five homers, and 52 RBI for the Shreveport-Bossier Captains.

Year	Club	AVG	G	AB	R	H	2B	3B	HR	RBI	SH	SF	HP	BB	SO	SB	CS	E
2007	Orem	.273	23	77	10	21	6	0	2	12	0	1	2	10	21	0	0	0
	AZL Angels	.333	20	78	17	26	9	1	0	15	0	0	1	21	17	0	0	2
2008	AZL Angels	.412	20	68	12	28	5	0	1	14	1	0	1	13	13	2	0	0
	Orem	.318	20	66	11	21	2	2	1	10	0	0	1	8	11	0	0	5
2009						Played with Shreveport - American Association (IND)												
2010						Played with Shreveport - American Association (IND)												
Minor Totals		.360	83	289	50	96	22	3	4	51	1	1	5	52	62	2	0	7

GARCIA, Elvin

LHP

Bats: L **Throws:** L **Height:** 6-0 **Weight:** 170
Born: 5/14/90 in Esteli, Nicaragua **Resides:** Esteli, Nicaragua
Obtained: Signed by the Braves as a non-drafted free agent on January 2, 2010.
Signed By: Marvin Throneberry

Year	Club	W-L	ERA	G	GS	CG	SHO	SV	IP	H	R	ER	HR	HB	BB	SO	WP	BK
2010	DSL Braves	5-1	1.34	23	4	0	0	2	60.2	57	11	9	1	3	5	27	4	0

GARCIA, Hector Fabio**OF****Bats:** S**Throws:** R**Height:** 6-2**Weight:** 170**Born:** 6/9/92 in Cali, Columbia**Resides:** Cali, Columbia**Obtained:** Signed by the Braves as a non-drafted free agent on July 3, 2008.**Signed By:** Carlos Garcia

Year	Club	AVG	G	AB	R	H	2B	3B	HR	RBI	SH	SF	HP	BB	SO	SB	CS	E
2009	DSL Braves	.165	30	85	11	14	2	1	0	4	1	1	3	5	25	1	2	1
2010	DSL Braves	.260	59	192	28	50	4	2	1	11	4	0	2	23	57	16	6	1
Minor Totals		.231	89	277	39	64	6	3	1	15	5	1	5	28	82	17	8	2

GATTIS, James Evan (Evan)**C****Bats:** R**Throws:** R**Height:** 6-4**Weight:** 230**Born:** 8/18/86 in Forney, TX**Resides:** Forney, TX**School:** University of Texas-Permian Basin**Obtained:** Selected by the Braves in the 23rd round of the 2010 June free agent draft.**Signed By:** Gerald Turner**2010 Review:** Selected as the June Player of the Month for Danville (.385 avg, 4 2B).

Year	Club	AVG	G	AB	R	H	2B	3B	HR	RBI	SH	SF	HP	BB	SO	SB	CS	E
2010	Danville	.288	60	222	33	64	10	0	4	29	0	2	12	6	44	0	0	4

GAXIOLA, Amilcar Omar**LHP****Bats:** L**Throws:** L**Height:** 6-2**Weight:** 170**Born:** 10/27/90 in Culiacan, Mexico**Resides:** Culiacan, Mexico**Obtained:** Signed by the Braves as a non-drafted free agent on January 22, 2009.**Signed By:** Manuel Samaniego and Johnny Almaraz

2010 Review: Selected as the organization's June Pitcher of the Month for the Gulf Coast League (3.52 ERA, 1 BB, 10 K)...**2009:** Named Braves organization August Pitcher of the Month for the Dominican Summer League team.

Year	Club	W-L	ERA	G	GS	CG	SHO	SV	IP	H	R	ER	HR	HB	BB	SO	WP	BK
2009	DSL Braves	4-0	0.71	6	0	0	0	0	12.2	9	1	1	0	1	0	10	2	0
2010	GCL Braves	0-3	3.95	16	0	0	0	0	27.1	24	15	12	3	2	7	26	1	1
Minor Totals		4-3	2.92	22	0	0	0	0	40.0	33	16	13	3	3	7	36	3	1

GERONIMO, Ignacio Alejandro**RHP****Bats:** R**Throws:** R**Height:** 6-1**Weight:** 170**Born:** 6/1/91 in San Cristobal, DR**Resides:** Nigua, DR**Obtained:** Signed by the Braves as a non-drafted free agent on April 13, 2009.**Signed By:** Roberto Aquino**2010 Review:** Named by the Braves as the 2010 Dominican Summer League Pitcher of the Year.

Year	Club	W-L	ERA	G	GS	CG	SHO	SV	IP	H	R	ER	HR	HB	BB	SO	WP	BK
2009	DSL Braves	1-1	6.23	9	0	0	0	2	8.2	11	7	6	0	1	9	7	2	1
2010	DSL Braves	3-0	0.72	22	0	0	0	7	37.2	20	7	3	0	2	10	36	4	1
Minor Totals		4-1	1.75	31	0	0	0	9	46.1	31	14	9	0	3	19	43	6	2

GIL, Yean Carlos Jose**LHP****Bats:** L**Throws:** L**Height:** 6-2**Weight:** 160**Born:** 12/10/90 in Maracuy Aragua, VZ**Resides:** Maracuy Aragua, VZ**Obtained:** Signed by the Braves as a minor league free agent on March 31, 2010.**Signed By:** Rolando Petit

Year	Club	W-L	ERA	G	GS	CG	SHO	SV	IP	H	R	ER	HR	HB	BB	SO	WP	BK
2010	DSL Braves	3-2	1.89	17	11	0	0	0	66.2	56	14	14	1	1	7	66	3	1

GOMEZ, Mauro Alexis

INF

Bats: R

Throws: R

Height: 6-2

Weight: 230

Born: 9/7/84 in Bani, DR

Resides: Bani, DR

Obtained: Signed by the Braves as a minor league free agent on December 4, 2009.

Signed By: Manny Batista (Rangers)

2010 Review: First season in the Braves organization...Spent the entire 2010 campaign with Mississippi (AA), playing in a career-high 133 games...Led all Braves farmhands, as well as the Carolina League, with a career-high 42 doubles...Ranked amongst organizational leaders in several other categories, including hits (4th, 139), home runs (T-2nd, 16), RBI (2nd, 80), runs scored (T-4th, 67) and OPS (4th, .820)...Was named to the Southern League Mid-Season All-Star team and garnered two Southern League Player of the Week awards (5/17 and 7/6)...Selected as the organization's June (.286 AVG, 9 2B, 3B, 2 HR, 18 RBI) and August (.312, 7 2B, 6 HR, 19 RBI) Player of the Month for Mississippi...**2009:** Played full season with High-A Bakersfield...His 28 round-trippers and 66 extra-base hits tied for 13th among all minor leaguers...Notched two six-RBI games 4/22 at VIS and 9/5 vs. RC...Posted two 10-game hitting streaks 4/29-5/8 (.375, 15-for-40) and 5/15-25 (.378, 17-for-45)...**2008:** Spent second consecutive season at Bakersfield...Batted .244 (77-for-316) with 8 home runs and 41 RBI in 80 games with the Blaze...Appeared in just five games during July and hit .150 (3-for-20)...**2007:** Spent entire season at Bakersfield...Named Rangers player of the Month for July after batting .359 (37-for-103 with 12 home runs and 31 RBI)...Ranked among team leaders in home runs, runs scored strikeouts (1st), RBI (2nd) and doubles (3rd)...Ranked among MWL leaders in hit-by-pitches (1st) and home runs (3rd)...**2006:** Combined to bat .330 (73-for-257) with 17 doubles and 2 3B, 7 HR and 39 RBI over 70 total games between Bakersfield and Arizona...**2005:** Appeared in only 4 games for the Arizona Rangers...Three of his 5 total hits were of the extra-base category (2 2B, HR) also scored 5 runs in the 13 AB...Did not appear in a game after 6/26 suffering from a right ankle fracture...**2004:** Spent entire season with AZL Rangers...Appeared in 33 games at third base and one as a pinch hitter...Combined to hit .303 (23-for-76) with 7 2B and 10 RBI in just 20 games in June and July but hit just .160 (8-for-50) in August to drop his average to .246...**2003:** Made professional debut in the Dominican Summer league...Batted .236 (54-for-229) with 12 doubles, 2 HR and 30 RBI in 63 games.

Year	Club	AVG	G	AB	R	H	2B	3B	HR	RBI	SH	SF	HP	BB	SO	SB	CS	E
2003	DSL Rangers	.236	63	229	36	54	12	0	2	30	1	4	7	24	37	3	0	--
2004	AZL Rangers	.246	34	126	12	31	9	2	1	16	2	0	0	10	33	0	2	12
2005	AZL Rangers	.385	4	13	5	5	2	0	1	40	1	0	0	3	2	0	0	3
2006	AZL Rangers	.409	11	44	9	18	3	0	3	14	0	0	1	5	5	1	1	4
	Bakersfield	.258	59	213	25	55	14	2	4	25	0	2	1	6	71	1	0	1
2007	Clinton	.262	132	497	72	130	28	0	21	74	0	3	18	23	115	2	3	17
2008	Bakersfield	.244	80	316	30	77	13	0	8	41	1	2	3	14	93	0	0	7
2009	Bakersfield	.285	124	501	75	143	35	3	28	94	0	4	7	31	141	1	0	6
2010	Mississippi	.281	133	495	67	139	42	2	16	80	0	8	10	46	122	1	2	13
Minor Totals		.265	507	1939	264	513	116	7	68	298	4	16	37	116	497	8	6	50

GOMEZ, Yasser Richard

OF

Bats: L

Throws: L

Height: 5-9

Weight: 170

Born: 4/1/80 at Havana, Cuba

Resides: Boca Chica, DR

Obtained: Signed by the Braves as a non-drafted free agent on April 22, 2010.

Signed By: Robert Aquino

2010 Review: In his first season in the Braves organization, hit .323 with three doubles and 19 RBI in 38 games for Mississippi (AA)...Posted hitting streaks of 11 games (8/8-8/21) and 9 games (8/28-9/6).

Year	Club	AVG	G	AB	R	H	2B	3B	HR	RBI	SH	SF	HP	BB	SO	SB	CS	E
2010	Mississippi	.323	38	127	9	41	3	0	0	9	0	0	0	19	9	1	3	2

GOSSELIN, Philip David (Phil)**INF****Bats:** R**Throws:** R**Height:** 6-1**Weight:** 190**Born:** 10/3/88 in West Chester, PA**Resides:** West Chester, PA**School:** University of Virginia**Obtained:** Selected by the Braves in the fifth round of the 2010 June free agent draft.**Signed By:** Billy Best

2010 Review: Enters the 2011 season rated as the 25th best prospect in the Braves organization according to *Baseball America*...Began his professional career at Rome (A) before being promoted to Myrtle Beach (High-A) for the final six games...Selected as the organization's July Player of the Month for Rome (.327, 4 2B, 3 3B, HR, 11 RBI, 5 SB)...Was named by the Braves as the 2010 Rome Player of the Year...Hit his first professional home run on 7/25 vs. GVL.

Year	Club	AVG	G	AB	R	H	2B	3B	HR	RBI	SH	SF	HP	BB	SO	SB	CS	E
2010	Rome	.294	57	214	26	63	9	3	2	24	1	1	3	25	51	7	3	6
	Myrtle Beach	.154	6	26	2	4	1	1	0	0	0	0	0	0	7	0	0	3
Minor Totals		.279	63	240	28	67	10	4	2	24	1	1	3	25	58	7	3	9

GUSTAFSON, Timothy Carl**RHP****Bats:** R**Throws:** R**Height:** 6-3**Weight:** 210**Born:** 12/29/84 in Hollywood, FL**Resides:** Lilburn, GA**School:** Georgia Tech**Obtained:** Selected by the Braves in the ninth round of the 2006 June free agent draft.**Signed By:** Al Goetz

2010 Review: Appeared in 30 games (22 starts) between Mississippi (AA) and Gwinnett (AAA)...Tallied career highs in wins (11) and innings pitched (124.2)...**2009:** Pitched at three different levels after returning from "Tommy John" surgery performed in 2008...Went a combined 2-4 with a 3.83 ERA (82.1 IP/35 ER) with one save in 34 appearances (eight GS)...Braves organization named him July Pitcher of the Month for Mississippi (1-1-0, 1.17)...**2008:** Opened the season on the disabled list and pitched in three games while recovering from "Tommy John" surgery performed on 9/7/07...**2007:** Went 3-8 with a 5.01 ERA in 20 starts in first professional season...Placed on disabled list on 8/1 and would not return to action for the remainder of the season.

Year	Club	W-L	ERA	G	GS	CG	SHO	SV	IP	H	R	ER	HR	HB	BB	SO	WP	BK
2007	Rome	3-8	5.01	22	20	1	0	0	111.1	135	78	62	1	5	31	93	12	0
2008	GCL Braves	0-1	3.60	3	3	0	0	0	5.0	5	4	2	0	0	2	3	0	0
2009	Rome	0-1	7.36	4	1	0	0	0	7.1	11	7	6	0	0	3	4	1	0
	Myrtle Beach	0-0	2.03	10	0	0	0	0	13.1	15	7	3	1	0	7	8	3	0
	Mississippi	2-3	3.79	20	7	0	0	1	61.2	57	29	26	3	1	32	49	2	0
2010	Mississippi	4-3	4.63	16	9	0	0	0	58.1	54	36	30	5	2	26	36	6	1
	Gwinnett	7-6	5.70	14	13	0	0	0	66.1	82	44	42	6	1	39	36	3	0
Minor Totals		16-22	4.76	89	53	1	0	1	323.1	359	205	171	16	9	140	229	27	1

HALE, David**RHP****Bats:** R**Throws:** R**Height:** 6-2**Weight:** 205**Born:** 9/27/87 in Marietta, GA**Resides:** Marietta, GA**School:** Princeton University**Obtained:** Selected by the Braves in the third round (87th overall) of the 2009 June free agent draft.**Signed By:** Kevin Barry

2010 Review: Enters 2011 rated as the 17th best prospect in the Braves organization according to *Baseball America*...Saw most of his success come out of the bullpen, where he went 5-3 with five saves and a 2.16 ERA (16 ER/66.2 IP)...In seven starts, he went 0-5 with a 9.00 ERA (27 ER/27.0 IP)...Only surrendered one home run in 93.2 IP...Recognized by *Baseball America* as having the best slider in the Braves farm system...**2009:** In first professional season, posted a 1.13 ERA in seven appearances, including one start (2.0 IP, 4 H, 2 R, 1 ER, 1 BB, 1 K)...Over 16.0 IP, held opponents to a .130 average...Converted his only save opportunity, 8/24 vs. JC (3.0 IP, 2 H, 1 R, 1 BB, 1 K).

Year	Club	W-L	ERA	G	GS	CG	SHO	SV	IP	H	R	ER	HR	HB	BB	SO	WP	BK
2009	Danville	2-1	1.13	7	1	0	0	1	16.0	7	4	2	0	2	5	12	2	0
2010	Rome	5-8	4.13	28	7	0	0	5	93.2	97	52	43	1	4	44	69	11	0
Minor Totals		7-9	3.69	35	8	0	0	6	109.2	104	56	45	1	6	49	81	13	0

HANSON, Jason Earl (Jake)**OF****Bats:** R**Throws:** R**Height:** 6-0**Weight:** 190**Born:** 11/20/89 in Tucson, AZ**Resides:** Tucson, AZ**School:** Sabino (AZ) High School**Obtained:** Selected by the Braves in the 14th round of the 2008 June free agent draft.**Signed By:** Chris Knabenshue

2010 Review: Hit .208 with 15 doubles, three triples, three home runs and 28 RBI...Batted .300 (15-for-50) with 5 doubles, one triple, one home run and 7 RBI in the month of May.

Year	Club	AVG	G	AB	R	H	2B	3B	HR	RBI	SH	SF	HP	BB	SO	SB	CS	E
2008	GCL Braves	.246	54	171	36	42	6	0	3	17	0	0	8	26	51	6	1	22
2009	GCL Braves	.279	44	129	26	36	9	2	3	14	0	0	5	19	39	4	2	18
2010	Rome	.208	85	279	27	58	15	3	3	28	2	2	6	19	111	9	4	6
Minor Totals		.235	183	579	89	136	30	5	9	59	2	2	19	64	201	19	7	46

HARDY, Lenny Franklin (Rowdy)**LHP****Bats:** L**Throws:** L**Height:** 6-4**Weight:** 170**Born:** 10/26/82 in Dallas, TX**Resides:** Bethel Springs, TN**School:** Austin Peay State University (TN)

Obtained: Selected by the Braves from the Kansas City Royals in the minor league phase of the Rule 5 Draft on December 9, 2010.

Signed By: Spencer Graham (Royals)

2010 Review: Appeared in a career-high 36 games (all relief) for the NW Arkansas Royals (AA), going 4-3 with a 3.44 ERA (81.0 IP/31 ER)...Held lefties to a .214 BAA...Went 4-2 with 2 saves and a 2.08 ERA (43.1 IP/10 ER) after the All-Star break...**2009:** Saw action in a combined 23 games (16 starts), going 7-5 with a 2.75 ERA (33 ER/108.1 IP) between Wilmington (High-A) and NW Arkansas...In 6 starts for Wilmington, went 3-1 with a 0.97 ERA (4 ER/37.0 IP) and 26 strikeouts...**2008:** Spent the entire campaign with NW Arkansas, going 6-11 with a 4.97 ERA in 28 appearances (27 starts)...**2007:** Spent the entire season with Wilmington, where he went 15-5 with a 2.48 ERA in 26 games (23 starts)...Was named the Kansas City Royals Minor League Pitcher of the Year as well as Pitcher of the Year for Wilmington and the Carolina League...Selected as a Carolina League Mid-Season and Post-Season All-Star, and garnered two Carolina League Pitcher of the Week awards (6/4 and 6/18).

Year	Club	W-L	ERA	G	GS	CG	SHO	SV	IP	H	R	ER	HR	HB	BB	SO	WP	BK
2006	Idaho Falls	5-3	2.80	15	15	0	0	0	80.1	79	29	25	4	7	5	52	2	0
2007	Wilmington	15-5	2.48	26	22	3	0	1	167.0	144	52	46	6	15	6	91	3	0
2008	NW Arkansas	6-11	4.97	28	27	0	0	0	155.2	195	97	86	14	20	31	87	2	0
2009	Wilmington	3-1	1.88	12	6	0	0	0	48.0	52	14	10	2	3	9	29	1	0
	NW Arkansas	4-4	3.43	11	10	0	0	0	60.1	59	28	23	5	9	20	39	2	0
2010	NW Arkansas	4-3	3.44	36	0	0	0	0	81.0	88	32	31	4	8	18	57	6	0
Minor Totals		37-27	3.36	128	80	3	0	4	592.1	617	252	221	35	62	99	355	16	0

HARRILCHAK, Cory**OF****Bats:** L**Throws:** L**Height:** 6-0**Weight:** 185**Born:** 10/27/87 in Carmel, NY**Resides:** Cary, NC**School:** Elon University (NC)**Obtained:** Selected by the Braves in the 14th round of the 2009 June free agent draft.**Signed By:** Billy Best

2010 Review: Enters the 2011 season rated as the 29th-best prospect in the Braves organization according to *Baseball America*...Split time between Rome (A) and Myrtle Beach (High-A)...In 60 games for Rome, hit .306 with 10 doubles, three triples, one home run and 22 RBI...Also tallied 18 stolen bases...Ranked amongst the hitters in the Atlanta farm system in runs scored (T-6th, 60), hits (6th, 130), doubles (7th, 26), triples (2nd, 8), and stolen bases (T-5th, 22)...Selected as the organization's June Player of the Month for Rome (.343 AVG, 8 SB) and July Player of the Month for Myrtle Beach (.324 AVG, 11 2B, 3 3B, HR, and 14 RBI)...Recognized by *Baseball America* as having the "best strike-zone discipline," being the "best defensive outfielder" and possessing the "best defensive arm" in the Braves' farm system...**2009:** In first professional season, ranked second in the Atlanta farm system (sixth in the Appalachian League) with a .324 batting average, fifth in OPS (.842), tied for fifth with 19 steals and seventh with five triples...Named Appalachian League Player of the Week, week ending 8/10, after going 13-for-24 (.542) with two doubles and one home run...Posted a 10-game hitting streak, 8/1-11 (.514, 18-for-35)...Was selected to the AL postseason All-Star team...Selected the organization's Danville Player of the Month for July (.351).

Year	Club	AVG	G	AB	R	H	2B	3B	HR	RBI	SH	SF	HP	BB	SO	SB	CS	E
2009	Danville	.324	60	222	43	72	10	5	2	41	1	1	2	27	22	19	2	2
2010	Rome	.306	60	219	31	67	10	3	1	22	1	3	4	24	24	18	11	5
	Myrtle Beach	.269	58	234	29	63	16	5	2	25	1	2	1	21	45	4	4	1
Minor Totals		.299	178	675	103	202	36	13	5	88	3	6	7	72	91	41	17	8

HEFFLINGER, Robert Neil (Robby)

OF

Bats: R

Throws: R

Height: 6-4

Weight: 220

Born: 1/3/90 in Buford, GA

Resides: Buford, GA

School: Georgia Perimeter CC

Obtained: Selected by the Braves in the seventh round of the 2009 June free agent draft.

Signed By: Brian Bridges

2010 Review: Batted .309 (30-for-97) with 11 doubles, two home runs and 26 RBI in 27 games during the month of May...**2009:** Spent first professional season at rookie-level Danville...Batted. 306 (11-for-36) with four HR and 12 RBI in eight June contests and was named the organization's D-Braves Player of the Month...Hit .356 (16-for-45) with two HR and 10 RBI, including a career-high five-RBI game on 7/7 at PUL, during a 10-game hitting streak, 7/4-13.

Year	Club	AVG	G	AB	R	H	2B	3B	HR	RBI	SH	SF	HP	BB	SO	SB	CS	E
2009	Danville	.242	61	240	23	58	11	1	7	37	0	3	1	16	76	1	0	3
2010	Rome	.245	77	282	28	69	19	0	6	53	0	4	0	25	85	2	5	2
Minor Totals		.243	138	522	51	127	30	1	13	90	0	7	1	41	161	3	5	5

HESS, Tyler

RHP

Bats: R

Throws: R

Height: 6-5

Weight: 235

Born: 8/29/88 in Alamo, CA

Resides: Alamo, CA

School: Sonoma State University (CA)

Obtained: Selected by the Braves in the 19th round of the 2010 June free agent draft.

Signed By: Tim Moore

Year	Club	W-L	ERA	G	GS	CG	SHO	SV	IP	H	R	ER	HR	HB	BB	SO	WP	BK
2010	GCL Braves	2-3	5.92	9	3	0	0	1	24.1	19	17	16	2	1	11	23	4	1
	Danville	0-1	1.13	3	1	0	0	0	8.0	11	3	1	0	0	5	8	1	0
Minor Totals		2-4	4.73	12	4	0	0	1	32.1	30	20	17	2	1	16	31	5	1

HOOVER, James Allan (J.J.)

RHP

Bats: R

Throws: R

Height: 6-3

Weight: 230

Born: 8/13/87 in Pittsburgh, PA

Resides: Elizabeth, PA

School: Calhoun CC (AL)

Obtained: Selected by the Braves in the 10th round of the 2008 June free agent draft.

Signed By: Brian Bridges

2010 Review: Enters the 2011 season as the 10th-best prospect in the Braves organization, according to *Baseball America*...Went a combined 14-7 with a 3.29 ERA in 28 starts between Myrtle Beach (High-A) and Mississippi (AA)...Struck out 12 batters in 6.0 innings, earning the win in his last start of the season 9/6 at BIR...His 14 wins led all Braves farmhands...Other organizational top 10 rankings include innings pitched (4th, 153.1), strikeouts (3rd, 152), ERA (4th, 3.29), and WHIP (7th, 1.21)...Selected as the organization's July Pitcher of the Month for Myrtle Beach (5-0, 1.22 ERA, 8 BB, 38 K)...Second in the Carolina League with in wins (11) and strikeouts (118)...Was named to the Carolina League League Mid-Season All-Star team and garnered two Carolina League Pitcher of the Week awards (6/1 and 8/23)...Following the season, was rated as the 16th best prospect in the Carolina League according to *Baseball America*...**2009:** Opened the season with one start at High-A Myrtle Beach, before playing the remainder of the year with Rome (A)...Went a combined 7-6 with a 3.47 ERA and one save...His 150 strikeouts topped Braves farmhands and tied for 14th-most among all minor league pitchers...Other organizational top 10 rankings include fourth in WHIP (1.22), sixth in starter's ERA (3.47) and eighth in innings pitched (137.1)...Selected to the South Atlantic League All-Star team...Made 25 appearances (18 starts) with Rome and logged a team-high 134.1 innings and 148 strikeouts en route to being name the organizational Rome Pitcher of the Year...Was twice the organization's Rome Pitcher of the Month (June; 1-1, 2.88 ERA and August; 3-1, 2.01 ERA)...Recorded first career save 6/2 vs. AUG (3.0 IP, 1 H, 4 K)...**2008:** Made two relief appearances with Rome (A) in an injury-shortened season...Following the season was named by *Baseball America* as the 24th-best prospect in the Braves organization.

Year	Club	W-L	ERA	G	GS	CG	SHO	SV	IP	H	R	ER	HR	HB	BB	SO	WP	BK
2008	Danville	1-0	0.00	2	0	0	0	0	4.2	4	0	0	0	0	1	6	0	0
2009	Myrtle Beach	0-0	9.00	1	1	0	0	0	3.0	3	3	3	1	0	5	2	1	0
	Rome	7-6	3.35	25	18	0	0	1	134.1	135	58	50	9	7	25	148	3	0
2010	Myrtle Beach	11-6	3.26	24	24	0	0	0	132.2	126	56	48	7	6	35	118	6	0
	Mississippi	3-1	3.48	4	4	0	0	0	20.2	15	8	8	1	0	15	34	0	0
Minor Totals		22-13	3.32	56	47	0	0	1	295.1	283	125	109	18	13	81	308	10	0

HUANG, Wei Cheng**RHP****Bats:** R**Throws:** R**Height:** 6-0**Weight:** 180**Born:** 3/6/90 in Makung City, Taiwan**Resides:** Makung City, Taiwan**School:** Nan-Yin (Taiwan) High School**Obtained:** Signed by the Braves as a non-drafted free agent on July 7, 2008.**Signed By:** Jeremy Chou

Year	Club	W-L	ERA	G	GS	CG	SHO	SV	IP	H	R	ER	HR	HB	BB	SO	WP	BK
2009	GCL Braves	2-1	3.18	12	0	0	0	0	17.0	17	6	6	0	1	6	11	5	1
2010	Injured - Did Not Play																	

JAVIER, Rafael**RHP****Bats:** R**Throws:** R**Height:** 6-4**Weight:** 190**Born:** 9/20/88 in Santo Domingo, DR**Resides:** Santo Domingo, DR**Obtained:** Signed by the Braves as a non-drafted free agent on November 8, 2007.**Signed By:** Manuel Samaniego

Year	Club	W-L	ERA	G	GS	CG	SHO	SV	IP	H	R	ER	HR	HB	BB	SO	WP	BK
2008	DSL Braves	2-2	4.22	18	9	0	0	0	49.0	42	28	23	1	7	23	47	3	1

JIMENEZ, Jordan Ismael**INF****Bats:** R**Throws:** R**Height:** 5-10**Weight:** 150**Born:** 6/2/93 in Panama City, Panama**Resides:** Panama City, Panama**Obtained:** Signed by the Braves as a non-drafted free agent on July 2, 2010.**Signed By:** Luis Ortiz

Year	Club	AVG	G	AB	R	H	2B	3B	HR	RBI	SH	SF	HP	BB	SO	SB	CS	E
2011 Will Be First Professional Season																		

JONES, Michael**INF****Bats:** L**Throws:** R**Height:** 6-3**Weight:** 220**Born:** 6/14/85 in Moreno Valley, CA**Resides:** Moreno Valley, CA**School:** Arizona Western CC**Obtained:** Signed by the Braves as a minor league free agent on May 21, 2010.**Signed By:** Dan Madsen (Red Sox)

2010 Review: Played in 97 games for Myrtle Beach (High-A)...His 20 doubles tied him for the club lead...Batted .375 (42-for-112) with seven doubles, one home run, nine RBI and 21 runs scored in 29 August contests...Selected as the August Player of the Month for Myrtle Beach (.375 avg, 7 2B, HR, 9 RBI)...**2009:** Spent the entire year with Single-A Salem and ranked 9th in the Carolina League with a .283 average...Led Salem with 26 doubles and 59 RBI...Also ranked among club leaders in hits (2nd, 112), total bases (2nd, 158) and home runs (T-2nd, 6)...Tied for the club season-high with a 12-game hit streak from June 1-19 and ranked 2nd in the league in that month with a .377 (26-for-69) average...Hit .280 (7-for-25) in 6 postseason games...**2008:** Combined to rank among Red Sox minor leaguers in hits (T-2nd, 154), doubles (T-2nd, 32), RBI (T-4th, 80) and batting (9th, .303) at Single-A Greenville and Single-A Lancaster...Set career highs with 72 runs, 13 homers and 47 extra-base hits...Batted .436 (48-for-110) during a Greenville franchise-record, 28-game hit streak from April 9-May 7, 2nd-longest among all minor leaguers in 2008...South Atlantic League Player of the Week for April 14-20...Promoted to Lancaster on July 16, where he hit .371 (13-for-35) with 2 homers and 8 RBI in 9 playoff games...**2007:** Combined for a career-high .319 average between Short-Season A Lowell and Greenville...Hit .368 (35-for-95) in 26 July games for Lowell, 4th in the New York-Penn League...Was selected to the NYPL All-Star Team...**2006:** Finished 2nd in the Gulf Coast League with a team-leading 9 homers...Hit .727 (8-for-11) with 1 home run in 3 playoff games for the GCL Red Sox...Was named Red Sox Minor League Offensive Player of the Month for August.

Year	Club	AVG	G	AB	R	H	2B	3B	HR	RBI	SH	SF	HP	BB	SO	SB	CS	E
2005	GCL Red Sox	.306	31	108	13	33	9	0	2	15	0	0	4	10	18	0	1	3
2006	GCL Red Sox	.311	34	122	24	38	9	0	9	28	0	1	4	9	25	0	0	1
	Lowell	.255	11	47	8	12	2	1	1	13	0	1	1	1	9	0	0	0
2007	Lowell	.340	45	162	25	55	7	1	2	16	0	0	1	26	31	1	0	7
	Greenville	.276	22	76	7	21	4	2	0	10	0	2	0	12	17	0	0	1
2008	Greenville	.317	86	331	49	105	22	1	7	52	0	4	1	35	68	2	0	13
	Lancaster	.275	44	178	23	49	10	1	6	28	0	0	3	15	33	0	0	4
2009	Salem	.283	108	396	55	112	26	1	6	59	0	3	5	40	58	3	0	5
2010	Myrtle Beach	.282	97	372	40	105	20	0	5	47	0	4	2	34	80	1	2	7
Minor Totals		.296	478	1792	244	530	109	7	38	268	0	15	21	182	339	7	3	41

JURIK, Daniel John (Dan)

RHP

Bats: R

Throws: R

Height: 6-3

Weight: 200

Born: 6/18/87 in Vestal, NY

Resides: Vestal, NY

School: St. John Fisher College (NY)

Obtained: Selected by the Braves in the 25th round of the 2010 June free agent draft.

Signed By: Kevin Barry

Year	Club	W-L	ERA	G	GS	CG	SHO	SV	IP	H	R	ER	HR	HB	BB	SO	WP	BK
2010	GCL Braves	3-0	2.20	7	5	0	0	0	28.2	23	10	7	0	3	5	27	3	0
	Danville	0-2	5.09	4	4	0	0	0	23.0	21	13	13	3	0	6	14	1	2
	Rome	1-1	2.12	3	3	0	0	0	17.0	12	7	4	2	1	4	11	0	0
Minor Totals		4-3	3.15	14	12	0	0	0	68.2	56	30	24	5	4	15	52	4	2

KEMPFF, William Francis

RHP

Bats: R

Throws: R

Height: 6-0

Weight: 195

Born: 9/30/87 in Castroville, TX

Resides: Castroville, TX

School: Baylor University (TX)

Obtained: Selected by the Braves in the 27th round of the 2010 June free agent draft.

Signed By: John Barron

2010 Review: Went a combined 8-2 with a 1.70 ERA in 15 games (nine starts) at three different levels during the 2010 season...Struck out eight in 5.0 innings of shut-out ball on 8/18 at CSC.

Year	Club	W-L	ERA	G	GS	CG	SHO	SV	IP	H	R	ER	HR	HB	BB	SO	WP	BK
2010	GCL Braves	2-0	0.00	3	1	0	0	0	11.0	6	0	0	0	0	3	12	1	0
	Danville	2-0	1.91	5	4	0	0	0	28.1	17	6	6	1	1	2	28	1	2
	Rome	4-2	2.06	7	4	0	0	1	35.0	30	9	8	1	1	6	31	2	0
Minor Totals		8-2	1.70	15	9	0	0	1	74.1	53	15	14	2	2	11	71	4	2

KENNELLY, Mathew Luke (Matt)

C

Bats: R

Throws: R

Height: 6-1

Weight: 180

Born: 3/21/89 in East Fremantle, Western Australia

Resides: Palmyra, Western Australia

School: South Fremantle (AUS) HS

Obtained: Signed by the Braves as a non-drafted free agent on August 18, 2005.

Signed By: Phil Dale and Mark Petit

2010 Review: Spent the entire campaign with Myrtle Beach (High-A)...Hit .226 with 11 doubles, one triple and a career-high seven home runs...**2009:** Split the season evenly between Myrtle Beach (High-A) and Rome (A)...The catcher compiled a .225 average with 11 doubles, two home runs and 22 RBI between the two clubs...Was a non-roster invitee to spring training...**2008:** Started the season at rookie-level Danville before being promoted to Rome (A) on 7/21...From 7/21 on, he went back-and-forth between Rome and Danville, appearing in 44 total games at Danville and 10 games at Rome...Went hitless in his first game with the R-Braves and then hit safely in his other nine games at that level, going 16-for-32 (.500), including two three-hit games and a three-RBI game...**2007:** Played for the Gulf Coast (Rookie) Braves, catching in 31 of the 39 games played...**2006:** Spent the season in the Australian Summer League.

Year	Club	AVG	G	AB	R	H	2B	3B	HR	RBI	SH	SF	HP	BB	SO	SB	CS	E
2007	GCL Braves	.215	39	107	10	23	4	0	2	10	0	0	3	5	19	0	0	1
2008	Danville	.246	44	167	14	41	9	0	4	25	1	1	0	8	37	0	2	1
	Rome	.457	10	35	4	16	5	0	0	10	2	2	1	2	8	0	0	1
2009	Myrtle Beach	.195	47	159	13	31	4	0	1	6	1	0	0	14	44	0	3	7
	Rome	.255	46	157	11	40	7	0	1	16	0	1	2	13	36	1	2	1
2010	Myrtle Beach	.226	76	261	26	59	11	1	7	26	2	1	0	27	42	1	4	4
Minor Totals		.237	262	886	78	210	40	1	15	93	6	5	6	69	186	2	11	15

KENT, Steven John

LHP

Bats: L

Throws: L

Height: 6-0

Weight: 190

Born: 5/8/89 in Canberra, Australia Capitol Terr., AUS

Resides: Canberra, Australia Capitol Terr., AUS

School: Gold Creek (AUS) HS

Obtained: Signed by the Braves as a non-drafted free agent on July 11, 2005.

Signed By: Phil Dale

2010 Review: Appeared in 19 games (3 starts) after missing the entire 2009 season due to injury...Went 2-0 with a 0.69 ERA (3 ER/39.1 IP) and a .180 batting average against him...**2009:** Did not play due to injury...**2008:** Threw 6.0 scoreless frames to earn first career win in his third start of the year 8/24 at BUR...Made four consecutive appearances without allowing a run, 7/18-8/1 (7.1 IP)...**2007:** Ranked seventh among Atlanta farmhands with a 1.14 WHIP and was 10th with a .241 opponents' batting average.

Year	Club	W-L	ERA	G	GS	CG	SHO	SV	IP	H	R	ER	HR	HB	BB	SO	WP	BK
2006	GCL Braves	1-4	4.00	11	6	0	0	0	36.0	32	18	16	1	0	16	20	9	1
2007	GCL Braves	3-2	3.86	13	10	0	0	0	56.0	52	31	24	10	2	12	44	5	0
2008	Danville	1-0	3.68	12	3	0	0	0	29.1	25	13	12	1	0	9	31	1	0
2009									Injured - Did Not Play									
2010	Rome	2-0	0.69	19	3	0	0	1	39.1	27	4	3	1	1	8	54	4	0
Minor Totals		11-8	3.71	85	30	0	0	1	235.0	220	117	97	22	5	93	205	26	2

KLEINKNECHT, Barrett Christian

INF

Bats: R

Throws: R

Height: 6-0

Weight: 200

Born: 7/30/88 in Florence, SC

Resides: Florence, SC

School: Francis Marion University (SC)

Obtained: Selected by the Braves in the 12th round of the 2010 June free agent draft.

Signed By: Billy Best

Year	Club	AVG	G	AB	R	H	2B	3B	HR	RBI	SH	SF	HP	BB	SO	SB	CS	E
2010	Danville	.301	53	219	33	66	17	0	5	35	0	2	3	5	25	6	3	9
	Rome	.158	6	19	2	3	2	0	0	0	0	0	1	1	1	3	0	1
Minor Totals		.290	59	238	35	69	19	0	5	35	0	2	4	6	26	9	3	10

KREKE, Jordan

INF

Bats: R

Throws: R

Height: 6-1

Weight: 205

Born: 5/21/87 in Bartleso, IL

Resides: Bartleso, IL

School: Eastern Illinois University

Obtained: Selected by the Braves in the 13th round of the 2009 June free agent draft.

Signed By: Stu Cann

2010 Review: Split time between Rome (A) and Myrtle Beach (High-A)...Batted a combined .240 with 21 doubles, two triples, two home runs and 47 RBI in 123 games between the two clubs.

Year	Club	AVG	G	AB	R	H	2B	3B	HR	RBI	SH	SF	HP	BB	SO	SB	CS	E
2009	Danville	.271	63	218	35	59	10	1	2	15	1	1	8	23	32	2	2	17
2010	Rome	.248	75	282	35	70	14	1	0	32	0	2	8	24	50	7	5	16
	Myrtle Beach	.226	48	164	22	37	7	1	2	15	1	1	2	22	36	1	3	12
Minor Totals		.250	186	664	92	166	31	3	4	62	2	4	18	69	118	10	10	45

LAFRENIERE, Francois

RHP

Bats: R

Throws: R

Height: 6-5

Weight: 185

Born: 6/2/90 in St. Bruno, CAN

Resides: St. Bruno, CAN

School: St. Petersburg JC (FL)

Obtained: Selected by the Braves in the 47th round of the 2010 June free agent draft.

Signed By: Buddy Hernandez

Year	Club	W-L	ERA	G	GS	CG	SHO	SV	IP	H	R	ER	HR	HB	BB	SO	WP	BK
2010	GCL Braves	0-0	1.93	5	0	0	0	0	9.1	8	3	2	0	1	1	5	0	0

LaPOINT, Lucas**RHP****Bats:** R**Throws:** R**Height:** 6-4**Weight:** 235**Born:** 3/30/91 in Palmdale, CA**Resides:** Palmdale, CA**School:** Pete Knight (CA) HS**Obtained:** Selected by the Braves in the 23rd round of the 2009 June free agent draft.**Signed By:** Dan Cox**2010 Review:** Selected as the organization's June Pitcher of the Month for Danville (1-1, 1.50 ERA, 3 BB, 11 K).

Year	Club	W-L	ERA	G	GS	CG	SHO	SV	IP	H	R	ER	HR	HB	BB	SO	WP	BK
2009	GCL Braves	1-4	4.15	11	3	0	0	0	26.0	29	17	12	2	1	18	22	7	0
2010	Danville	4-3	4.47	11	5	0	0	0	56.1	59	33	28	7	3	9	41	1	0
Minor Totals		5-7	4.37	22	8	0	0	0	82.1	88	50	40	9	4	27	63	8	0

LEONARD, Joseph James (Joe)**INF****Bats:** R**Throws:** R**Height:** 6-5**Weight:** 220**Born:** 8/26/88 in Dawson, PA**Resides:** Dawson, PA**School:** University of Pittsburgh**Obtained:** Selected by the Braves in the third round of the 2010 June free agent draft.**Signed By:** Gene Kerns**2010 Review:** Enters the 2011 season rated as the 23rd best prospect in the Braves organization according to *Baseball America*...Promoted to Rome (A) after just ten games with Danville (R)...Hit his first professional home run in his fourth-career game, 7/6 at JC.

Year	Club	AVG	G	AB	R	H	2B	3B	HR	RBI	SH	SF	HP	BB	SO	SB	CS	E
2010	Danville	.278	10	36	6	10	2	0	1	5	0	0	0	3	7	0	0	3
	Rome	.268	29	112	11	30	7	2	3	19	1	1	0	6	22	0	0	4
Minor Totals		.270	39	148	17	40	9	2	4	24	1	1	0	9	29	0	0	7

LEWIS, Matthew**RHP****Bats:** R**Throws:** R**Height:** 6-3**Weight:** 195**Born:** 9/25/88 in Redding, CA**Resides:** Redding, CA**School:** University of California-Davis**Obtained:** Selected by the Braves in the 10th round of the 2010 June free agent draft.**Signed By:** Tim Moore

Year	Club	W-L	ERA	G	GS	CG	SHO	SV	IP	H	R	ER	HR	HB	BB	SO	WP	BK
2010	Danville	0-3	13.25	12	0	0	0	0	17.2	28	35	26	3	3	25	13	7	0

LINARES, Donell**INF****Bats:** R**Throws:** R**Height:** 6-1**Weight:** 210**Born:** 10/28/83 in Havana, Cuba**Resides:** Santiago, DR**Obtained:** Signed by the Braves as a non-drafted free agent on June 20, 2008.**Signed By:** Johnny Almaraz**2010 Review:** Spent the entire 2010 campaign with Mississippi (AA)...His 11 home runs were good for second most on the team and tied him for fifth among Braves farmhands...**2009:** Claimed Myrtle Beach MVP honors...Led the club in games (130), at-bats (505), hits (145), doubles (32) and RBI (87)...Topped the organization (tied for fourth in the Carolina League) with 32 doubles and was tied for first with 87 RBI... Also ranked second among Braves farm hands in hits, was fourth in round-trippers, tied fifth in runs and seventh in batting average...Named Carolina League Player of the Week, for the week ending 6/1...Batted .433 (13-for-30), including a career-high four-hit performance (5/30 at WIL), with two doubles, one triple and nine RBI to earn the award...Had a team-high 32 hits (.305, 32-for-105), including seven doubles in May, earning MB Player of the Month...Also received the award in August, after batting a team-best .300 (30-for-100) with a club-high seven doubles, six home runs and 24 RBI.

Year	Club	AVG	G	AB	R	H	2B	3B	HR	RBI	SH	SF	HP	BB	SO	SB	CS	E
2008	DSL Braves	.266	21	79	16	21	6	0	2	11	0	3	3	12	7	0	1	1
2009	Myrtle Beach	.287	130	505	63	145	32	1	15	87	2	4	11	22	41	5	5	22
2010	Mississippi	.240	109	417	48	100	19	1	11	47	3	3	10	14	41	2	1	14
Minor Totals		.266	260	1001	127	266	57	2	28	145	5	10	24	48	89	7	7	37

LINGER, James**INF****Bats:** R**Throws:** R**Height:** 5-11**Weight:** 195**Born:** 9/6/90 in Boxhill, Australia**Resides:** South Grafton, Australia**Obtained:** Signed by the Braves as a non-drafted free agent on January 2, 2008.**Signed By:** Phil Dale

Year	Club	AVG	G	AB	R	H	2B	3B	HR	RBI	SH	SF	HP	BB	SO	SB	CS	E
2009	GCL Braves	.273	41	132	15	36	4	1	2	8	0	0	1	9	11	3	4	3
2010	Danville	.200	3	10	1	2	0	0	0	1	0	0	0	1	0	0	0	1
Minor Totals		.268	44	142	16	38	4	1	2	9	0	0	1	10	11	4	4	4

LIPKA, Matthew (Matt)**INF****Bats:** R**Throws:** R**Height:** 6-1**Weight:** 193**Born:** 4/15/92 in Snellville, GA**Resides:** Frisco, TX**School:** McKinney (TX) High School**Obtained:** Selected by the Braves in the supplemental round (35th overall) of the 2010 June free agent draft.**Signed By:** Gerald Turner

2010 Review: Enters 2011 rated as the sixth-best prospect in the Braves organization according to *Baseball America*...In his first professional season, hit a combined .288 with eight doubles, four triples, one home run, 25 RBI, 21 SBs and 34 runs scored in 52 combined games between the GCL and Danville (R)...The 21 stolen bases were good for eighth among Braves farmhands...Selected as the July Player of the Month for the GCL (.340 ave, 3 2B, 2 3B, 1 HR, 18 RBI, 12 SB, 20 R)...Named the Braves 2010 GCL Player of the Year...Following the season, was rated by *Baseball America* as the fifth-best prospect in the Gulf Coast League...Recognized by *Baseball America* as being the "fastest baserunner" and "best athlete" in the Braves organization.

Year	Club	AVG	G	AB	R	H	2B	3B	HR	RBI	SH	SF	HP	BB	SO	SB	CS	E
2010	GCL Braves	.302	48	192	33	58	8	4	1	24	0	1	3	14	22	20	3	11
	Danville	.125	4	16	1	2	0	0	0	1	1	0	0	1	2	1	0	0
Minor Totals		.288	52	208	34	60	8	4	1	25	1	1	3	15	24	21	3	11

LOBANOV, Nikolay Alekseyevich (Nick)**LHP****Bats:** L**Throws:** L**Height:** 6-2**Weight:** 215**Born:** 3/26/89 in Moscow, Russia**Resides:** Moscow, Russia**Obtained:** Signed by the Braves as a minor league free agent on October 1, 2010.**Signed By:** Gene Grimaldi and Glenn Godwin (Twins)

2010 Review: Pitched for the Moscow North Stars, helping them clinch a spot in the 2011 European Cup Tournament...Was named MVP at the European Cup Qualifier...**2009:** Released by the Twins during spring training...**2008:** Appeared in seven games out of the bullpen for the GCL Twins...**2007:** Pitched for Russia in the 2007 European Championship.

Year	Club	W-L	ERA	G	GS	CG	SHO	SV	IP	H	R	ER	HR	HB	BB	SO	WP	BK
2007	GCL Twins	0-0	0.00	3	0	0	0	0	3.0	4	0	0	0	0	1	2	1	0
2008	GCL Twins	0-0	6.97	7	0	0	0	0	10.1	8	9	8	0	3	8	8	3	0
Minor Totals		0-0	5.40	10	0	0	0	0	13.1	12	9	8	0	3	9	10	4	0

LOPEZ, Daniel**RHP****Bats:** R**Throws:** R**Height:** 6-1**Weight:** 195**Born:** 5/16/87 in Santiago, DR**Resides:** Santiago, DR**School:** Escuela Basica de Rafey (DR)**Obtained:** Signed by the Braves as a non-drafted free agent on April 26, 2006.**Signed By:** Robert Aquino and Fausto Morel

Year	Club	W-L	ERA	G	GS	CG	SHO	SV	IP	H	R	ER	HR	HB	BB	SO	WP	BK
2006	DSL Braves	1-0	1.80	3	1	0	0	1	10.0	6	3	2	0	2	4	8	1	0
2007	DSL Braves	3-4	1.17	16	2	0	0	3	46.1	20	15	6	1	11	15	37	2	1
2008	GCL Braves	2-4	2.57	18	0	0	0	3	28.0	31	13	8	1	4	13	26	2	0
2009	Did Not Play																	
2010	Injured - Did Not Play																	
Minor Totals		6-8	1.71	37	3	0	0	7	84.1	57	31	16	2	17	32	71	5	1

LOWEY, Jason Ashley**RHP****Bats:** R**Throws:** R**Height:** 5-11**Weight:** 180**Born:** 12/26/84 in Ft. Walton Beach, FL**Resides:** Ft. Walton Beach, FL**School:** Mercer University (GA)**Obtained:** Signed by the Braves as a minor league free agent on August 13, 2010.**Signed By:** Terry Tripp

2010 Review: Joined Myrtle Beach (High-A) in late after coming to the Braves organization from the River City Rascals of the independent Frontier League...Did not allow a run in 8.0 IP, working strictly out of the bullpen...**2009:** Went 3-2 with a 3.43 (16 ER/42.0 IP) in 40 appearances out of the bullpen for River City...**2008:** Went 1-0 with a 12.91 ERA (13 ER/7.2 IP) in seven appearances for the Windy City Thunderbolts of the independent Frontier League.

Year	Club	W-L	ERA	G	GS	CG	SHO	SV	IP	H	R	ER	HR	HB	BB	SO	WP	BK
2008																		
2009																		
2010	Myrtle Beach	1-0	0.00	6	0	0	0	0	8.0	5	0	0	0	0	0	16	0	0
	Minor Totals	1-0	0.00	6	0	0	0	0	8.0	5	0	0	0	0	0	16	0	0

LUCAS, Joseph Philip (Joe)**RHP****Bats:** R**Throws:** R**Height:** 6-5**Weight:** 190**Born:** 4/23/89 in Jordan, MN**Resides:** Jordan, MN**School:** Dakota County Technical College (MN)**Obtained:** Selected by the Braves in the 45th round of the 2010 June free agent draft.**Signed By:** Stu Cann

Year	Club	W-L	ERA	G	GS	CG	SHO	SV	IP	H	R	ER	HR	HB	BB	SO	WP	BK
2010	GCL Braves	0-1	0.00	3	0	0	0	0	5.0	0	1	0	0	3	2	2	1	0

LUNA, Ronald**INF****Bats:** R**Throws:** R**Height:** 6-0**Weight:** 145**Born:** 8/18/82 in Cartagena, Columbia**Resides:** Cartagena, Columbia**Obtained:** Signed by the Braves as a non-drafted free agent on February 4, 2009.**Signed By:** Rolando Petit and Miguel Teheran

Year	Club	AVG	G	AB	R	H	2B	3B	HR	RBI	SH	SF	HP	BB	SO	SB	CS	E
2009	DSL Braves	.204	30	108	15	22	4	0	0	6	2	0	2	7	21	2	0	8
2010	DSL Braves	.315	54	213	32	67	5	0	0	20	4	2	5	17	24	7	3	8
	Minor Totals	.277	84	321	47	89	9	0	0	26	6	2	7	24	45	9	3	16

MADRID, Luis Ricardo**INF****Bats:** R**Throws:** R**Height:** 5-11**Weight:** 150**Born:** 3/11/93 in Aguadulce, Panama**Resides:** Aguadulce, Panama**Obtained:** Signed by the Braves as a non-drafted free agent on September 14, 2009.**Signed By:** Luis Ortiz

Year	Club	AVG	G	AB	R	H	2B	3B	HR	RBI	SH	SF	HP	BB	SO	SB	CS	E
2010	DSL Braves	.175	13	40	3	7	0	0	0	3	0	0	3	3	10	2	1	2

MALDONADO, Erick Alexander**OF****Bats:** R**Throws:** R**Height:** 6-1**Weight:** 170**Born:** 6/17/93 in Maracaibo, VZ**Resides:** Zulia, VZ**Obtained:** Signed by the Braves as a non-drafted free agent on July 3, 2009.**Signed By:** Rolando Petit and Carlos Torres

Year	Club	AVG	G	AB	R	H	2B	3B	HR	RBI	SH	SF	HP	BB	SO	SB	CS	E
2010	DSL Braves	.222	10	27	3	6	0	0	0	1	0	0	1	1	12	0	1	0

MARIN, Ivan Salvador**INF**

Bats: R **Throws:** R **Height:** 5-9 **Weight:** 140
Born: 12/21/88 in Granada, Nicaragua **Resides:** Granada, Nicaragua
Obtained: Signed by the Braves as a minor league free agent on February 12, 2010.
Signed By: Marvin Thornberry

Year	Club	AVG	G	AB	R	H	2B	3B	HR	RBI	SH	SF	HP	BB	SO	SB	CS	E
2010	GCL Braves	.297	32	64	13	19	2	0	1	9	0	0	1	7	15	3	2	0

MARSHALL, Ian O'Neil**RHP**

Bats: R **Throws:** R **Height:** 6-3 **Weight:** 215
Born: 3/3/87 in Gaithersburg, MD **Resides:** Gaithersburg, MD
School: University of Richmond (VA)
Obtained: Selected by the Braves in the 40th round of the 2010 June free agent draft.
Signed By: Billy Best

Year	Club	W-L	ERA	G	GS	CG	SHO	SV	IP	H	R	ER	HR	HB	BB	SO	WP	BK
2010	GCL Braves	3-2	5.03	10	7	0	0	0	39.1	50	27	22	5	0	8	26	0	1
	Danville	1-1	2.70	3	2	0	0	0	13.1	8	5	4	1	1	4	13	0	0
	Minor Totals	4-3	4.44	13	9	0	0	0	52.2	58	32	26	6	1	12	39	0	1

MARTE, Felix Manuel**INF**

Bats: R **Throws:** R **Height:** 6-0 **Weight:** 170
Born: 11/14/90 in San Cristobal, DR **Resides:** San Cristobal, DR
Obtained: Signed by the Braves as a non-drafted free agent on July 2, 2007.
Signed By: Roberto Aquino

Year	Club	AVG	G	AB	R	H	2B	3B	HR	RBI	SH	SF	HP	BB	SO	SB	CS	E
2008	DSL Braves	.146	21	48	9	7	2	1	1	6	0	1	1	7	19	0	0	11
2009	DSL Braves	.243	46	152	15	37	4	3	2	16	0	1	0	18	46	5	1	6
2010	DSL Braves	.269	58	208	25	56	17	3	6	24	1	1	3	26	74	3	3	6
	Minor Totals	.245	125	408	49	100	23	7	9	46	1	3	4	51	139	8	4	23

MASTERS, Christopher**LHP**

Bats: L **Throws:** L **Height:** 6-0 **Weight:** 225
Born: 10/1/87 in Rocky Mount, NC **Resides:** Cullowhee, NC
School: Western Carolina University
Obtained: Selected by the Braves in the 11th round of the 2009 June free agent draft.
Signed By: Billy Best

2010 Review: Went 1-3 with a 1.93 ERA (14 ER/65.1 IP) in 13 games (12 starts) prior to the All-Star Break...Was named to the South Atlantic League Mid-Season All-Star team...He ranked 8th in the Braves organization with 123 strikeouts...**2009:** In first professional season, ranked fifth among all minor league pitchers, was second in the Appalachian League and led the Braves organization in ERA (1.42)...His eight wins ranked second in the AL and were tied for sixth among Atlanta minor league pitchers...Had an 0.89 WHIP, tops in the organization (second in the AL), and he ranked seventh in opponents' batting average at .206...Pitched at an 0.24 ERA in six August starts (38.0 IP/1 ER) and went 5-1 en route to being named by the organization as the club's Pitcher of the Month...Won his first professional outing with 3.2 scoreless frames in relief, 6/23 at PUL...Tossed an 8.0-inning complete-game (4 H, 1 R, 0 ER), but suffered the loss 8/1 at BRS.

Year	Club	W-L	ERA	G	GS	CG	SHO	SV	IP	H	R	ER	HR	HB	BB	SO	WP	BK
2009	Danville	8-4	1.42	13	11	1	0	0	69.2	53	17	11	1	5	9	85	3	0
2010	Rome	3-11	4.30	27	26	0	0	0	136.0	134	80	65	14	6	52	123	10	4
	Minor Totals	11-15	3.33	40	37	1	0	0	205.2	187	97	76	15	11	61	208	13	4

McGILL, Shawn**C**

Bats: R **Throws:** R **Height:** 6-4 **Weight:** 195
Born: 2/29/84 in Wakefield, RI **Resides:** Wakefield, RI
School: Boston College
Obtained: Signed by the Braves as a minor league free agent on July 10, 2010.
Signed By: Gene Schall (Phillies)

2010 Review: Was signed in early July by the Braves from the Lincoln Saltdogs of the American Association (IND)...Reported to Myrtle Beach (High-A) before being promoted to Mississippi after six games...Hit a com-

bined .279 (17-for-61) with five doubles, one home run, and 11 RBI in 19 games between the two stops...2009: Played with the Lincoln Saltdogs of the American Association of Independent Baseball, hitting .270 (84-for-311) with 18 doubles, one triple, seven home runs and 48 RBI...**2009:** Hit .299 (82-for-274) with six doubles, six triples, nine home runs and 43 RBI for the Lincoln Saltdogs of the American Association of Independent Baseball.

Year	Club	AVG	G	AB	R	H	2B	3B	HR	RBI	SH	SF	HP	BB	SO	SB	CS	E
2006	Batavia	.200	21	60	6	12	1	0	0	3	0	0	0	7	17	2	0	3
2007	GCL Phillies	.273	6	11	1	3	1	0	0	1	0	0	0	1	1	0	0	3
2008	Played with Lincoln - American Association (IND)																	
2009	Played with Lincoln - American Association (IND)																	
2010	Myrtle Beach	.154	6	13	2	2	0	0	0	1	0	0	1	1	6	0	0	0
	Mississippi	.313	13	48	5	15	5	0	1	10	1	0	0	2	8	3	0	1
Minor Totals			46	132	14	32	7	0	1	15	1	0	1	11	32	5	0	7

MEDINA, Enrique Alexander

LHP

Bats: L **Throws:** L **Height:** 5-11 **Weight:** 170
Born: 5/3/92 in Chinandega, Nicaragua **Resides:** Managua, Nicaragua
Obtained: Signed by the Braves as a non-drafted free agent on September 9, 2009.
Signed By: Marvin Throneberry

Year	Club	W-L	ERA	G	GS	CG	SHO	SV	IP	H	R	ER	HR	HB	BB	SO	WP	BK
2010	DSL Braves	2-2	2.57	9	1	0	0	0	21.0	11	9	6	0	0	6	14	0	0

MEJIA, Ernesto

INF

Bats: R **Throws:** R **Height:** 6-5 **Weight:** 246
Born: 5/2/92 in Guanare, VZ **Resides:** Guanare, VZ
Obtained: Signed by the Braves as a minor league free agent on December 13, 2010.
Signed By: Rolando Petit

2010 Review: Spent 2010 as a member of the Kansas City Royals organization...Hit a combined .276 (119-for-431) with 16 home runs and 69 RBI during stints with the Wilmington Blue Rocks (A) and the Northwest Arkansas Naturals (AA)...**2009:** Battled injuries, playing in just 36 games combined at three levels (GCL, Advanced-A, Double-A)...Hit .256 (31-for-121) with 8 doubles, 4 home runs and 17 RBI...Competed for Aguilas del Zulia in the Venezuelan Winter League, hitting .292 with a league-leading 14 home runs and 41 RBI in 57 games...named Venezuelan Winter League MVP and Rookie of the Year...**2008:** Played in a Myrtle Beach (High-A) team-high 131 games...Led all of minor league baseball with 47 doubles and ranked second with 73 extra-base hits...His 47 doubles and 93 runs also led the Braves organization and the MB Pelicans...Also led Myrtle Beach in hits, home runs, at-bats (519) and hit by pitches (13)...Led the Carolina League with 21 home runs (third among Braves minor leaguers), 47 doubles (first among Braves minor leaguers) and 93 RBI (second among Braves minor leaguers), 73 extra-base hits, was third with 142 hits and fourth with a .505 on-base percentage...Tied for seventh among Braves farmhands with 142 hits and was eighth with an .829 OPS...Named to the mid-season and postseason CL All-Star team...Batted .284 (85-for-299) before the break and .259 (57-for-220) after the break...Reached base safely in 27 consecutive contests via hit or walk, 5/15-6/11...Hit .314 (37-for-118) with 14 doubles, two triples, six home runs, and 25 RBI in 29 May contests en route to being named by the Braves organization as the Myrtle Beach Player of the Month...Had a 13-game hitting streak 5/29-6/11 (.308, 16-for-52)...Hit .310 (18-for-58) during a 13-game hitting streak 5/14-27...Hit in 14 straight contests, 4/29-5/13 (.386, 22-for-57)...Had a double in eight consecutive contests, 5/1-9...Named the CL Player of the Week, week ending 5/4, after posting a .448 average with six doubles, three home runs and 13 RBI, including a career-high six-RBI game on 5/3 at SAL...**2007:** Hit a combined .321 (79-for-246) with nine home runs and 48 RBI in 65 combined games between Rome (A) and Danville (R)...Went 2-for-4 with two home runs and four RBI on 8/24 as the designated hitter...Collected 37 hits in 29 games with Danville...Hit first and second home runs of the season on 6/20-21...Went a career-high 6-for-6 with two triples, two RBI and four runs scored on 7/5...**2006:** Hit .455 with two homers and four RBI in the Appy League Championship Series, a two-run shot in Game 1 and a solo shot in Game 3...**2004:** Was a member of the DSL All-Star team.

Year	Club	AVG	G	AB	R	H	2B	3B	HR	RBI	SH	SF	HP	BB	SO	SB	CS	E
2003	DSL Braves	.238	44	101	14	24	3	3	0	10	0	1	6	19	28	4	3	-
2004	DSL Braves	.347	29	118	21	41	7	6	3	16	0	2	3	8	21	6	2	-
2005	GCL Braves	.223	44	157	21	35	4	0	7	22	0	1	5	3	42	0	1	1
2006	Danville	.296	50	169	29	50	16	1	4	25	1	1	5	16	48	1	0	8
2007	Rome	.307	36	137	17	42	9	2	4	24	0	1	1	4	30	2	1	3
	Danville	.339	29	109	17	37	8	2	5	24	0	3	5	6	24	6	0	2
2008	Myrtle Beach	.274	131	519	93	142	47	5	21	93	0	5	13	28	139	2	4	23
2009	GCL Braves	.214	10	28	3	6	1	0	1	3	0	1	2	3	5	0	0	1
	Myrtle Beach	.293	17	58	8	17	7	0	3	12	0	2	3	4	16	0	1	1
	Mississippi	.229	9	35	3	8	0	0	0	2	0	0	0	3	11	0	0	3
2010	NW Arkansas	.268	71	261	36	70	18	0	11	48	0	4	6	22	86	1	0	2
	Wilmington	.288	43	170	25	49	13	2	5	21	0	3	1	14	41	0	0	3
Minor Totals		.280	513	1862	287	521	133	21	64	300	1	24	50	130	491	22	12	57

MENDEZ, Henry**RHP****Bats:** R**Throws:** R**Height:** 6-3**Weight:** 195**Born:** 4/12/89 in Azua, DR**Resides:** Azua, DR**Obtained:** Signed by the Braves as a non-drafted free agent on June 23, 2009.**Signed By:** Roberto Aquino

Year	Club	W-L	ERA	G	GS	CG	SHO	SV	IP	H	R	ER	HR	HB	BB	SO	WP	BK
2009	DSL Braves	0-0	2.16	7	0	0	0	0	8.1	4	2	2	0	2	8	10	0	0
2010	DSL Braves	1-2	2.76	25	0	0	0	3	29.1	28	9	9	0	2	15	26	8	0
Minor Totals		1-2	2.63	32	0	0	0	3	37.2	32	11	11	0	4	23	36	8	0

MERTINS, Kyle Robert**RHP****Bats:** R**Throws:** R**Height:** 6-2**Weight:** 215**Born:** 2/4/88 in Placentia, CA**Resides:** Placentia, CA**School:** Cal State-Fullerton**Obtained:** Selected by the Braves in the 28th round of the 2010 June free agent draft.**Signed By:** Steve Leavitt

Year	Club	W-L	ERA	G	GS	CG	SHO	SV	IP	H	R	ER	HR	HB	BB	SO	WP	BK
2010	GCL Braves	0-0	3.00	4	0	0	0	2	6.0	4	2	2	0	0	1	5	2	0
	Danville	0-1	3.86	7	0	0	0	4	11.2	7	6	5	0	1	5	5	2	0
	Rome	0-2	4.82	9	0	0	0	0	18.2	20	12	10	3	0	6	16	2	0
Minor Totals		0-3	4.21	20	0	0	0	6	36.1	31	20	17	3	1	12	26	6	0

MILES, Cole Raguel**INF****Bats:** S**Throws:** R**Height:** 5-9**Weight:** 175**Born:** 3/24/87 in Salt Lake City, UT**Resides:** Woods Cross, UT**School:** CC of Southern Nevada**Obtained:** Selected by the Braves in the 19th round of the 2005 June free agent draft.**Signed By:** Danny Bates

2010 Review: Played most of the 2010 campaign with Myrtle Beach (High-A) before joining Mississippi (AA) for the final 5 games...Led all Braves farmhands with 10 triples and his 27 stolen bases were good for fourth with in the organization and fifth in the Carolina League...**2009:** In first season with High-A Myrtle Beach, collected 112 hits in 119 contests...Led MB with seven triples...Placed in the top 10 among Braves minor leaguers in several categories, including third in triples, fourth in runs (64), eighth in hits (112) and ninth in stolen bases (16)...**2008:** Played in a career-high 118 games in first full season with Rome (A)...Led the club with 28 stolen bases and 13 sacrifice hits...His 28 stolen bases were fourth-most among Braves farmhands...**2007:** Led Braves minor leaguers with a combined .317 (91-for-287) average between Rome (A) and Danville (R)...Was the Danville Player of the Month for June...Was a member of the Appalachian League All-Star team...Led the AL with a .333 batting average and 73 hits...Batting average never dipped below .329 (8/24, 0-for-5) in 60 contests with Danville...**2006:** Named by the Braves as the GCL Pitcher of the Month in July (.308, 20-for-65, HR, 7 RBI).

Year	Club	AVG	G	AB	R	H	2B	3B	HR	RBI	SH	SF	HP	BB	SO	SB	CS	E
2006	GCL Braves	.307	32	114	23	35	4	2	1	10	1	0	3	22	20	18	2	7
	Danville	.250	5	8	2	2	0	0	0	0	0	0	0	2	1	0	0	1
2007	Rome	.245	16	53	6	13	1	0	0	2	1	1	0	5	10	4	0	9
	Danville	.333	60	234	40	78	6	4	2	27	5	3	4	23	28	11	4	10
2008	Rome	.239	118	443	58	106	9	5	1	15	13	0	1	35	74	28	8	9
2009	Myrtle Beach	.266	119	421	64	112	6	7	4	27	12	4	4	43	70	16	7	4
2010	Myrtle Beach	.251	108	374	55	94	7	9	0	26	14	1	5	35	75	27	11	5
	Mississippi	.176	5	17	1	3	0	1	0	0	1	0	0	3	6	0	1	0
Minor Totals		.266	463	1664	249	443	33	28	8	107	47	9	17	168	284	104	33	45

MILLIGAN, Adam Kyle**OF****Bats:** L**Throws:** R**Height:** 6-3**Weight:** 230**Born:** 3/14/88 in Jackson, TN**Resides:** Savannah, TN**School:** Walters State CC (TN)**Obtained:** Selected by the Braves in the sixth round of the 2008 June free agent draft.**Signed By:** Brian Bridges

2010 Review: Enters the 2011 season rated as the 22nd best prospect in the Braves organization according to *Baseball America*...Saw very limited action due to injury...**2009:** Opened first professional season with rookie-level Danville, where he recorded multi-hit games in seven of his nine contests before promotion to Rome (A)...Finished the season with six games at Myrtle Beach (High-A)...Hit .344 (90-for-262) with 20 doubles, four triples, 13 home runs and 49 RBI between the three stops...Ranked second in the Braves farm system with a .995 OPS and was fifth in home runs...Batted .438 (14-for-32), with five doubles, two home runs and 10 RBI in his first week of the season to earn Appalachian League Co-Player of the Week honors with teammate Riaan Spanjer-Furstenburg, week ending 6/29...Earned back-to-back (July and August) organizational Rome Player of the Month honors...Had a career-high five-RBI game (6/25 at PUL)...Following the season, rated by *Baseball America* as the 10th-best prospect in the Braves farm system.

Year	Club	AVG	G	AB	R	H	2B	3B	HR	RBI	SH	SF	HP	BB	SO	SB	CS	E
2009	Danville	.439	9	41	9	18	5	1	2	10	0	0	2	3	7	0	0	0
	Rome	.345	52	197	28	68	14	2	10	33	0	1	4	12	43	4	5	3
	Myrtle Beach	.167	6	24	2	4	1	0	1	6	0	0	1	0	8	0	0	0
2010	Myrtle Beach	.200	21	85	13	17	3	0	4	8	0	0	0	9	35	2	0	0
Minor Totals		.308	88	347	52	107	23	3	17	57	0	1	7	24	93	6	5	3

MORALES, Javier Omar**RHP****Bats:** R**Throws:** R**Height:** 6-2**Weight:** 180**Born:** 11/24/92 in Monterrey, Mexico**Resides:** Monterrey, Mexico**Obtained:** Signed by the Braves as a non-drafted free agent on July 2, 2009.**Signed By:** Manuel Samaniego

Year	Club	W-L	ERA	G	GS	CG	SHO	SV	IP	H	R	ER	HR	HB	BB	SO	WP	BK
2010	DSL Braves	1-0	7.71	4	1	0	0	0	7.0	9	6	6	0	0	5	3	2	0

MOREL, Jose Luis**OF****Bats:** S**Throws:** R**Height:** 6-1**Weight:** 170**Born:** 2/8/93 in La Romana, DR**Resides:** La Romana, DR**Obtained:** Signed by the Braves as a non-drafted free agent on July 2, 2010.**Signed By:** Robert Aquino

Year	Club	AVG	G	AB	R	H	2B	3B	HR	RBI	SH	SF	HP	BB	SO	SB	CS	E
2011 Will Be First Professional Season																		

MOWRY, Jason Arron (Jay)**OF****Bats:** L**Throws:** R**Height:** 6-0**Weight:** 180**Born:** 10/16/89 in Longwood, FL**Resides:** Longwood, FL**School:** St. Petersburg JC (FL)**Obtained:** Selected by the Braves in the 20th round of the 2010 June free agent draft.**Signed By:** Buddy Hernandez

Year	Club	AVG	G	AB	R	H	2B	3B	HR	RBI	SH	SF	HP	BB	SO	SB	CS	E
2010	Danville	.223	55	193	20	43	8	2	2	20	1	3	0	18	29	3	6	0

NELSON, Daniel (Dan)**INF****Bats:** S**Throws:** R**Height:** 5-11**Weight:** 180**Born:** 2/12/84 in Los Angeles, CA**Resides:** Los Angeles, CA**School:** Pierce JC (CA)**Obtained:** Signed by the Braves as a minor league free agent on May 21, 2010.

2010 Review: Played played for five clubs in two different organizations during the 2010 campaign...Joined the Braves organization in late May, reporting to Myrtle Beach (High-A)...Played in 72 games for the Pelicans before being promoted to Mississippi (AA) and eventually Gwinnett (AAA)...Was named the organization's June Player of the Month for Myrtle Beach (.320 avg, 8 2B, 3 HR, 20 RBI, 19 R)...Ranked among the top 10 in several organizational rankings including runs scored (7th, 59), home runs (T-5th, 11), and RBI (9th, 56).

Year	Club	AVG	G	AB	R	H	2B	3B	HR	RBI	SH	SF	HP	BB	SO	SB	CS	E
2004	Johnson City	.258	42	124	20	32	9	2	0	11	1	1	2	13	31	6	1	0
2005	New Jersey	.283	52	187	24	53	10	3	0	22	0	4	3	17	31	2	5	14
2006	Quad Cities	.253	129	486	76	123	25	3	7	48	9	4	6	63	87	27	13	38
2007	Palm Beach	.262	126	442	76	116	16	2	4	57	3	1	3	80	97	18	7	29
2008	Palm Beach	.185	20	54	4	10	3	0	0	11	0	1	0	10	11	1	0	1
	Jupiter	.129	10	31	5	4	2	0	0	4	0	1	0	3	7	1	0	1
2009	Potomac	.262	92	317	48	83	22	3	6	39	2	2	2	49	57	16	7	9
2010	Harrisburg	.250	5	12	0	3	0	0	0	0	0	0	0	1	3	0	0	0
	Potomac	.262	17	61	12	16	2	0	2	10	1	0	2	9	13	2	0	0
	Myrtle Beach	.281	72	270	47	76	18	0	9	46	2	3	1	31	42	4	4	11
	Mississippi	.196	18	51	9	10	2	0	1	6	1	1	0	11	9	1	1	1
	Gwinnett	.429	5	21	3	9	2	0	1	6	0	0	0	0	2	0	0	0
Minor Totals		.260	588	2056	324	535	111	13	30	260	18	19	19	287	390	70	38	104

NIN, Amable Rafael

RHP

Bats: R

Throws: R

Height: 6-2

Weight: 190

Born: 6/28/90 in Barahona, DR

Resides: Barahona, DR

Obtained: Signed by the Braves as a non-drafted free agent on July 2, 2008.

Signed By: Roberto Aquino

Year	Club	W-L	ERA	G	GS	CG	SHO	SV	IP	H	R	ER	HR	HB	BB	SO	WP	BK
2009	DSL Braves	1-2	4.50	18	0	0	0	1	22.0	18	18	11	0	3	12	17	7	0
2010	DSL Braves	1-4	4.54	21	4	0	0	3	41.2	38	23	21	0	11	11	38	7	0
Minor Totals		2-6	4.52	39	4	0	0	4	63.2	56	41	32	0	14	23	55	14	0

NOBOA, Michael Alexander

INF

Bats: R

Throws: R

Height: 5-8

Weight: 160

Born: 6/21/87 in Cleveland, OH

Resides: Santo Domingo, DR

Obtained: Acquired by the Braves in exchange for cash considerations on July 29, 2010.

Signed By: Junor Noboa (Diamondbacks)

Year	Club	AVG	G	AB	R	H	2B	3B	HR	RBI	SH	SF	HP	BB	SO	SB	CS	E
2007	DSL Diamondbacks	.157	43	115	6	18	0	1	0	9	1	1	6	15	24	4	5	16
2008	DSL Diamondbacks	.219	48	146	21	32	5	1	0	11	3	0	6	29	35	7	5	10
2009	Missoula	.250	20	28	4	7	0	0	0	3	0	1	1	5	6	1	1	3
2010	Yakima	.000	6	2	2	0	0	0	0	0	0	0	0	0	0	0	0	0
	DSL Braves	.143	13	42	3	6	1	0	0	1	0	1	1	4	9	4	1	0
Minor Totals		.189	130	333	36	63	6	2	0	24	6	1	14	53	74	16	12	29

NORTHCRAFT, Aaron Lee

RHP

Bats: R

Throws: R

Height: 6-4

Weight: 225

Born: 5/28/90 in Tuscon, AZ

Resides: Newport Beach, CA

School: Mater Dei (CA) High School

Obtained: Selected by the Braves in the 10th round of the 2009 June free agent draft.

Signed By: Tom Battista

2010 Review: Was promoted to Rome (A) after doing 6-1 with a 2.73 ERA (16 ER/52.2 IP) in 10 appearances (nine starts) at Danville (R)...Selected as the July Pitcher of the Month for Danville (3-0, 1.37 ERA, 2 BB, 21 K).

Year	Club	W-L	ERA	G	GS	CG	SHO	SV	IP	H	R	ER	HR	HB	BB	SO	WP	BK
2009	GCL Braves	1-2	4.50	11	10	0	0	0	40.0	33	26	20	2	9	21	31	4	0
2010	Danville	6-1	2.73	10	9	0	0	0	52.2	44	18	16	1	9	9	38	6	0
2010	Rome	1-3	8.16	4	3	0	0	0	14.1	21	18	13	1	1	15	8	4	0
Minor Totals		8-6	4.12	25	22	0	0	0	107.0	98	62	49	4	19	45	77	14	0

NUNEZ, Anthony James

C

Bats: R

Throws: R

Height: 6-2

Weight: 190

Born: 2/4/90 in Santiago de los Caballeros, DR

Resides: Santiago de los Caballeros, DR

Obtained: Signed by the Braves as a non-drafted free agent on February 13, 2008.

Signed By: Roberto Aquino

Year	Club	AVG	G	AB	R	H	2B	3B	HR	RBI	SH	SF	HP	BB	SO	SB	CS	E
2008	DSL Braves	.160	19	50	4	8	0	0	0	3	1	0	0	8	15	0	0	0
2009	DSL Braves	.187	29	91	9	17	3	0	0	7	1	0	1	8	11	4	2	3
2010	DSL Braves	.193	34	88	10	17	4	0	0	6	0	0	1	13	21	0	1	3
Minor Totals		.183	82	229	23	42	7	0	0	16	2	0	2	29	47	4	3	6

OTERO, Andy Rolando

LHP

Bats: L

Throws: L

Height: 5-9

Weight: 165

Born: 6/3/92 David, Chiriqui, Panama

Resides: David, Chiriqui, Panama

Obtained: Signed by the Braves as a non-drafted free agent on January 8, 2009.

Signed By: Luis Ortiz

2010 Review: Missed the entire 2010 season due to injury...**2009:** Dominated the Dominican Summer League, going 6-1 in 18 appearances (12 games started) with a 0.84 ERA and 93 strikeouts compared to 26 walks in 64.0 IP...Braves organization named him as the DSL Pitcher of the Year.

Year	Club	W-L	ERA	G	GS	CG	SHO	SV	IP	H	R	ER	HR	HB	BB	SO	WP	BK
2009	DSL Braves	6-1	0.84	18	12	0	0	0	64.0	38	11	6	1	4	26	93	2	0
2010	Injured - Did Not Play																	

PACHECO, Ronan Rafael

LHP

Bats: L

Throws: L

Height: 6-6

Weight: 180

Born: 7/29/88 in Licey al Medio Santiago, DR

Resides: Licey al Medio Santiago, DR

Obtained: Signed by the Braves as a non-drafted free agent on February 17, 2008.

Signed By: Roberto Aquino

Year	Club	W-L	ERA	G	GS	CG	SHO	SV	IP	H	R	ER	HR	HB	BB	SO	WP	BK
2008	DSL Braves	2-3	3.86	14	11	0	0	0	53.2	46	31	23	0	6	38	48	13	3
2009	GCL Braves	1-4	4.54	11	6	0	0	0	33.2	39	25	17	4	4	13	31	4	1
2010	Danville	4-6	5.62	14	11	0	0	2	57.2	72	42	36	0	5	18	59	15	4
Minor Totals		7-13	4.72	39	28	0	0	2	145.0	157	98	76	4	15	69	138	32	8

PALICA, Thomas Wayne

LHP

Bats: L

Throws: L

Height: 6-3

Weight: 215

Born: 7/21/87 in Fountain Valley, CA

Resides: Huntington Beach, CA

School: Golden West College (CA)

Obtained: Selected by the Braves in the 10th round of the 2007 June free agent draft.

Signed By: Tom Battista

2010 Review: Appeared in 41 games between Myrtle Beach (High-A) and Mississippi (AA)...Went a combined 3-1 between the stops...**2009:** Appeared in 49 games between Myrtle Beach (High-A) and Mississippi (AA), going 6-1 with a 3.29 ERA and six saves...Made the most appearances for the MB pitching squad and tied for third-most in the Braves organization...Ranked 10th among Braves minor league relievers with a 3.25 ERA...**2008:** Went 6-7-8 in 36 appearances (one start) with Rome (A)...Held opponents to a .210 batting average, fifth-best among Braves minor league relievers...Went 1-0-0 with a 0.66 ERA and held opponents to a .156 batting average in six May games and was named the Rome Braves May Pitcher of the Month by the organization...**2007:** Went 4-2 with one save and a 4.91 ERA at Danville in first professional season.

Year	Club	W-L	ERA	G	GS	CG	SHO	SV	IP	H	R	ER	HR	HB	BB	SO	WP	BK
2007	Danville	4-2	4.91	12	2	0	0	1	36.2	43	23	20	2	1	11	31	3	0
2008	Rome	6-7	3.68	36	1	0	0	8	66.0	51	30	27	3	3	24	83	7	1
2009	Myrtle Beach	5-1	3.31	41	0	0	0	6	51.2	46	24	19	4	3	21	59	6	1
	Mississippi	1-0	2.79	8	0	0	0	0	9.2	8	3	3	0	0	4	9	1	0
2010	Myrtle Beach	0-0	2.28	16	0	0	0	1	27.2	24	8	7	3	0	9	26	1	0
	Mississippi	3-1	2.28	16	0	0	0	1	27.2	24	8	7	3	0	9	45	4	0
Minor Totals		19-11	4.10	138	3	0	0	17	223.2	211	115	102	14	10	85	263	22	2

PAULINO, Angelo Aristoteles RHP

Bats: R **Throws:** R **Height:** 6-4 **Weight:** 180
Born: 12/15/86 in Ranchadero, DR **Resides:** Santiago, DR
Obtained: Signed by the Braves as a non-drafted free agent on October 12, 2006.
Signed By: Roberto Aquino

2010 Review: Went 3-5 with 2 saves and a 2.66 ERA in 41 games for Myrtle Beach (High-A)...Offered scoreless relief in 8 of his final 9 appearances, posting a 1.29 ERA (2 ER/12.1 IP) over that stretch...**2009:** Made a team-high 37 appearances for Rome (A)...Ranked sixth among Atlanta minor league relievers with a 2.67 ERA...**2008:** Was 0-2 with a 5.60 ERA in seven starts and 2-0-1 with a 0.44 ERA in eight relief appearances for Danville...Was twice named the Appalachian League Pitcher of the Week...The first coming for the week ending 7/20 (0-0, 0.00 ERA, 8.0 IP, 14 K in one start and one relief appearance)...The second coming for the week ending 8/25 when he was 1-0 in two relief appearances (6.2 IP, 0 ER, 11 K)...**2007:** Pitched predominantly in the Gulf Coast League (12 games) but did make one start at Danville (R)...Held opponents to a .229 batting average over 47.0 innings at the two stops, eighth-lowest among Braves minor league pitchers.

Year	Club	W-L	ERA	G	GS	CG	SHO	SV	IP	H	R	ER	HR	HB	BB	SO	WP	BK
2007	GCL Braves	2-4	4.71	12	8	0	0	0	42.0	39	26	22	5	5	22	46	5	1
	Danville	1-0	1.80	1	1	0	0	0	5.0	2	1	1	1	1	3	6	1	0
2008	Danville	2-2	3.38	15	7	0	0	1	48.0	39	23	18	2	5	18	40	9	1
2009	Rome	6-4	2.67	37	0	0	0	2	64.0	58	28	19	2	7	27	78	11	1
2010	Myrtle Beach	3-5	2.66	41	0	0	0	3	74.1	73	26	22	2	3	28	65	3	1
Minor Totals		14-15	3.16	106	16	0	0	6	233.1	211	104	82	12	21	98	255	29	4

PEGUERO, Juan Alberto OF

Bats: R **Throws:** R **Height:** 6-2 **Weight:** 215
Born: 10/17/91 in Bani, DR **Resides:** Bani, DR
Obtained: Signed by the Braves as a non-drafted free agent on March 10, 2010.
Signed By: Robert Aquino

Year	Club	AVG	G	AB	R	H	2B	3B	HR	RBI	SH	SF	HP	BB	SO	SB	CS	E
2010	DSL Braves	.184	47	158	9	29	6	0	1	12	0	2	9	13	58	1	0	4

PERAZA, Jose Francisco INF

Bats: R **Throws:** R **Height:** 6-0 **Weight:** 165
Born: 4/30/94 in Barinas, VZ **Resides:** Barinas, VZ
Obtained: Signed by the Braves as a non-drafted free agent on July 2, 2010.
Signed By: Rolando Petit

Year	Club	AVG	G	AB	R	H	2B	3B	HR	RBI	SH	SF	HP	BB	SO	SB	CS	E
2011 Will Be First Professional Season																		

PEREZ, Carlos Joel LHP

Bats: L **Throws:** L **Height:** 6-2 **Weight:** 195
Born: 11/20/91 in Santo Domingo, DR **Resides:** Santo Domingo, DR
Obtained: Signed by the Braves as a non-drafted free agent on July 3, 2008.
Signed By: Roberto Aquino

2010 Review: Enters 2011 rated as the 11th best prospect in the Braves organization...Promoted to Rome (A) after just six games with Danville (R)...Started just 2 games before being placed on the Disabled List...Named by the Braves as the 2010 Danville Pitcher of the Year...Following the 2010 season, was rated as the top prospect in the Appalachian League according to *Baseball America*.

Year	Club	W-L	ERA	G	GS	CG	SHO	SV	IP	H	R	ER	HR	HB	BB	SO	WP	BK
2009	GCL Braves	1-2	5.28	10	5	0	0	0	30.2	35	23	18	2	6	13	23	6	2
2010	Danville	2-0	1.13	6	6	0	0	0	32.0	20	8	4	0	4	14	27	1	1
	Rome	0-1	3.86	2	2	0	0	0	7.0	8	9	3	1	1	3	4	1	0
Minor Totals		3-3	3.23	18	13	0	0	0	69.2	63	40	25	3	11	30	54	8	3

PEREZ, Ricardo Armando**C****Bats:** R**Throws:** R**Height:** 5-11**Weight:** 170**Born:** 2/9/92 in Las Tablas, Panama**Resides:** Las Tablas, Panama**Obtained:** Signed by the Braves as a non-drafted free agent on January 14, 2009.**Signed By:** Luis Ortiz

Year	Club	AVG	G	AB	R	H	2B	3B	HR	RBI	SH	SF	HP	BB	SO	SB	CS	E
2009	DSL Braves	.154	4	13	0	2	0	0	0	1	0	0	0	1	3	0	1	0
2010	Did Not Play																	

PEREZ, Williams David**RHP****Bats:** R**Throws:** R**Height:** 6-0**Weight:** 185**Born:** 5/21/91 in Acarigua, VZ**Resides:** Acarigua, VZ**Obtained:** Signed by the Braves as a non-drafted free agent on January 12, 2009.**Signed By:** Rolando Petit and Carlos Torres

2009: Selected by the Braves organization as the Dominican Summer League Pitcher of the Month for July (1-1, 1.50 ERA, 5 GS, 30.0 IP, 5 ER).

Year	Club	W-L	ERA	G	GS	CG	SHO	SV	IP	H	R	ER	HR	HB	BB	SO	WP	BK
2009	DSL Braves	2-2	2.35	17	11	0	0	0	69.0	50	19	18	3	4	15	57	5	0
2010	GCL Braves	0-6	5.63	12	11	0	0	0	54.1	66	36	34	3	11	8	43	6	0
Minor Totals		2-8	3.79	29	22	0	0	0	123.1	116	55	52	6	15	23	100	11	0

PIGOTT, Jonathan Stuart**OF****Bats:** R**Throws:** R**Height:** 6-2**Weight:** 200**Born:** 10/25/87 in Ormond Beach, FL**Resides:** Ormond Beach, FL**School:** University of Florida**Obtained:** Signed by the Braves as a non-drafted free agent on July 27, 2010.**Signed By:** Buddy Hernandez

Year	Club	AVG	G	AB	R	H	2B	3B	HR	RBI	SH	SF	HP	BB	SO	SB	CS	E
2010	GCL Braves	.333	14	33	3	11	3	0	0	3	1	0	1	2	7	0	0	0

PINTO, Alexis Jhoel**LHP****Bats:** L**Throws:** L**Height:** 6-0**Weight:** 170**Born:** 1/21/90 in Penonome, Cocle, Panama**Resides:** Santiago de Veraguas, Panama**School:** Iclave (Panama) High School**Obtained:** Signed by the Braves as a non-drafted free agent on January 8, 2009.**Signed By:** Luis Ortiz

Year	Club	W-L	ERA	G	GS	CG	SHO	SV	IP	H	R	ER	HR	HB	BB	SO	WP	BK
2009	DSL Braves	5-1	1.47	19	2	0	0	1	43.0	21	10	7	0	5	19	50	2	0
2010	GCL Braves	0-1	7.94	10	0	0	0	0	11.1	21	13	10	3	1	5	12	1	0
Minor Totals		5-2	2.82	29	2	0	0	1	54.1	42	23	17	3	6	24	62	3	0

PRUNEDA, JR., Benino**RHP****Bats:** R**Throws:** R**Height:** 5-10**Weight:** 180**Born:** 8/8/88 in Houston, TX**Resides:** Pasadena, CA**School:** San Jacinto JC (TX)**Obtained:** Selected by the Braves in the 31st round of the 2007 free agent draft.**Signed By:** John Barron

2010 Review: Appeared in 45 games between Myrtle Beach (High-A) and Mississippi (AA)...Posted a 3.20 ERA (23 ER/64.2 IP) and collected five saves...Surrendered just two home runs in 64.2 innings...Selected as the organizations May Pitcher of the Month for Myrtle Beach (1-0, 2 SV, 2.04 ERA, 6 BB, 26 K, .194 BAA)...**2009:** Did not allow an earned run in eight appearances (8.0 IP) and was a perfect six-for-six in save opportunities with Rome (A) before receiving a promotion to High-A Myrtle Beach in early May where he spent the remainder of the season...Went 2-3 with a 4.73 ERA and nine saves in 44 relief appearances...His nine saves ranked sixth among Braves minor league relievers...**2008:** His 41 appearances led the Rome staff and was tied for ninth-most among Braves minor league relievers...**2007:** Opened the season on 8/28 with the Gulf Coast League Braves (R) and made three scoreless appearances (6.0 innings) before being sent to Rome.

Year	Club	W-L	ERA	G	GS	CG	SHO	SV	IP	H	R	ER	HR	HB	BB	SO	WP	BK
2007	GCL Braves	0-0	0.00	3	0	0	0	0	6.0	6	0	0	0	0	1	8	0	0
	Rome	0-0	7.71	3	0	0	0	2	2.1	4	2	2	0	0	0	3	2	0
2008	Rome	4-4	2.83	41	0	0	0	3	57.1	53	19	18	2	1	23	73	8	1
2009	Rome	0-0	0.00	8	0	0	0	6	8.0	2	0	0	0	0	1	13	0	0
	Myrtle Beach	2-3	5.47	36	0	0	0	3	51.0	54	35	31	3	7	32	64	4	0
2010	Myrtle Beach	1-1	2.70	20	0	0	0	5	30.0	25	14	9	0	2	14	44	1	0
	Mississippi	0-4	3.63	25	0	0	0	0	34.2	30	16	14	2	1	23	49	4	0
Minor Totals		7-12	3.52	136	0	0	0	19	189.1	174	86	74	7	11	94	254	19	1

QUERY, Ryan Edison

C

Bats: R

Throws: R

Height: 5-11

Weight: 190

Born: 8/24/87 in Kannapolis, NC

Resides: Kannapolis, NC

School: Catawba College (NC)

Obtained: Signed by the Braves as a non-drafted free agent on February 10, 2010.

Signed By: Billy Best

Year	Club	AVG	G	AB	R	H	2B	3B	HR	RBI	SH	SF	HP	BB	SO	SB	CS	E
2010	Danville	.250	2	8	0	2	1	0	0	0	0	0	0	0	4	1	0	1
	GCL Braves	.244	28	82	11	20	3	1	5	16	0	0	1	1	18	0	1	1
	Rome	.111	3	9	0	1	0	0	0	0	0	0	0	0	2	0	0	0
Minor Totals		.232	33	99	11	23	4	1	5	16	0	0	1	1	24	1	1	2

RASMUS, Cory Taylor

RHP

Bats: R

Throws: R

Height: 6-0

Weight: 200

Born: 11/6/87 in Columbus, GA

Resides: Phenix City, AL

School: Russell County (AL) HS

Obtained: Selected by the Braves in the supplemental round (38th overall) of the 2006 June free agent draft.

Signed By: Al Goetz

2010 Review: Began the season with Rome (A) before being promoted to Myrtle Beach (High-A)...Went a combined 6-9 with a 3.18 ERA in 28 appearances (20 starts) at both stops...His 3.18 ERA placed him 3rd amongst all Braves farmhands...Was named to the South Atlantic League Mid-Season All-Star team...**2009:** Won back-to-back starts, 8/11 and 8/16 to earn Appalachian League Pitcher of the Week honors...Threw a 7.0-inning complete-game shutout 8/11 at PRN and allowed two earned runs on no hits in second outing, 8/16 at ELZ...**2006:** Named by *Baseball America* as having the best curveball in the Braves farm system.

Year	Club	W-L	ERA	G	GS	CG	SHO	SV	IP	H	R	ER	HR	HB	BB	SO	WP	BK
2006	GCL Braves	0-0	8.59	3	1	0	0	0	7.1	7	7	7	0	1	5	3	3	0
2007									Injured - Did Not Play									
2008	GCL Braves	0-0	0.00	4	1	0	0	1	5.2	4	4	0	1	0	1	9	1	0
2009	Danville	4-2	3.48	13	6	1	1	1	51.2	34	21	20	1	5	26	57	3	0
2010	Rome	6-6	3.14	20	12	0	0	1	83.0	77	39	29	6	2	29	72	6	0
	Myrtle Beach	0-3	3.27	8	8	0	0	0	41.1	38	19	15	3	6	18	30	1	0
Minor Totals		10-11	3.38	48	28	1	1	3	189.0	160	90	71	11	14	79	171	14	0

RAUH, Robert Alexander (Bobby)

OF

Bats: R

Throws: R

Height: 6-0

Weight: 185

Born: 11/25/87 in Orlando, FL

Resides: Orlando, FL

School: Daytona State College (FL)

Obtained: Selected by the Braves in the 29th round of the 2009 June free agent draft.

Signed By: Buddy Hernandez

2010 Review: Earned a promotion to Rome (A) after hitting .321 (18-for-56) in 20 games for Danville (R)...Hit his first professional home run on 7/18 at PUL...**2009:** Spent entire season with Danville Braves in first professional season...Played all three outfield positions, making the most appearances in right field with 48 at-bats...Collected first career hit in his first professional game, 7/16 vs. ELZ (1-for-4, 3 K).

Year	Club	AVG	G	AB	R	H	2B	3B	HR	RBI	SH	SF	HP	BB	SO	SB	CS	E
2009	Danville	.229	29	83	15	19	6	1	0	8	3	0	2	8	31	9	1	1
2010	Danville	.321	20	56	15	18	3	0	2	8	2	0	0	8	13	3	1	0
	Rome	.193	32	83	13	16	3	0	0	3	3	1	1	11	24	5	3	1
Minor Totals		.239	81	222	43	53	12	1	2	19	8	1	3	27	68	17	5	2

REDMOND, Todd

RHP

Bats: R

Throws: R

Height: 6-3

Weight: 215

Born: 5/17/85 in St. Petersburg, FL

Resides: Petersburg, FL

School: St. Petersburg JC (FL)

Obtained: Acquired by the Braves from the Pittsburgh Pirates in exchange for RHP Tyler Yates on March 26, 2008.

Signed By: Rob Sidwell (Pirates)

2010 Review: For the second time in as many seasons, led Gwinnett (AAA) with nine wins, also tying him for third best in the Braves organization...His 162.2 IP were the most of any Braves farmhand and second most in the International League...Second in the IL in strikeouts with 142...Garnered two International League Pitcher of the Week awards (7/6 and 8/30)...**2009:** His nine wins led Triple-A Gwinnett and tied for third-best in the Braves organization...Led the team and ranked sixth in the system with 145.0 innings pitched...His team-leading 106 strikeouts ranked seventh among Braves farmhands...His 1.37 WHIP tied for eighth-best in the organization...Led Team USA to the 2009 IBAF World Cup title after going 3-0 with a 1.21 ERA (3 GS, 22.1 IP, 1 BB, 17 K) and also received a pitching award for best tournament winning percentage...**2008:** Was Mississippi's (AA) Pitcher of the Year while establishing new team records for wins (13), strikeouts (133) and innings pitched (166.1)...Led the Southern League in wins and strikeouts and was fifth in the league with a 3.52 ERA...Was named the SL's Most Outstanding Pitcher...*Baseball America* named him the pitcher with the best control in the Braves system...Became the first M-Brave to be named a SL Postseason All-Star...Was named to the SL's midseason All-Star team...Led all Braves farmhands in innings pitched, T-2nd in wins, was 3rd in strikeouts and 7th in WHIP (1.18)...Was Mississippi's Pitcher of the Month for May (4-0, 3.08 ERA, 6 GS, 38.0 IP, 13 ER, 28 K)...Was the M-Braves Pitcher of the Month in July (3-1, 2.60 ERA, 5 GS)...Was twice named SL Pitcher of the Week for the weeks ending 5/18 and 7/20...**2007:** Rated by *Baseball America* as the Pirates' ninth-best prospect and as having the "Best Changeup" in the system...Went back-and-forth between Single-A Lynchburg and Double-A Altoona...Ranked 2nd among all Pirates' minor leaguers with 107 strikeouts...Finished tied for the most losses in the Carolina League (12)...**2006:** Led all Pirates' minor leaguers and ranked 5th in the South Atlantic League with 148 strikeouts in 160.1 innings pitched...Also finished among the SAL pitching leaders in hit batsmen (T-1st/17), ERA (3rd), games started (3rd), innings pitched (4th) and wins (4th)...**2005:** Signed with Pittsburgh through the draft-and-follow process on 6/5...Made professional debut with Williamsport...Was selected as a New York-Penn League mid- and post-season All-Star...Ranked 2nd in the league in ERA...Made first career appearance as a reliever and struck out seven batters in 4.0 scoreless innings...Participated in the NYPL All-Star Game on 8/23 at Brooklyn (2.0 IP, 0 R, 2 K).

Year	Club	W-L	ERA	G	GS	CG	SHO	SV	IP	H	R	ER	HR	HB	BB	SO	WP	BK
2005	Williamsport	1-2	1.98	15	14	0	0	0	72.2	62	22	16	2	6	21	63	2	0
2006	Hickory	13-6	2.75	27	27	0	0	0	160.1	137	64	49	13	17	33	148	3	0
2007	Lynchburg	7-12	4.54	25	25	0	0	0	142.2	151	82	72	13	10	32	95	2	0
	Altoona	1-1	3.12	3	3	0	0	0	17.1	15	6	6	2	1	3	12	1	0
2008	Mississippi	13-5	3.52	28	27	0	0	0	166.1	164	72	65	17	6	33	133	4	0
2009	Gwinnett	9-6	4.41	27	24	0	0	0	145.0	152	85	71	21	7	47	106	1	0
2010	Gwinnett	9-10	4.26	28	28	1	1	0	162.2	156	86	77	21	1	44	142	1	0
Minor Totals		53-42	3.70	153	148	1	1	0	867.0	837	417	356	89	48	213	699	14	0

REYES, Elmer Salvador

INF

Bats: R

Throws: R

Height: 5-11

Weight: 150

Born: 11/26/90 in Nagarote, Leon, Nicaragua

Resides: Managua, Nicaragua

Obtained: Signed by the Braves as a non-drafted free agent on May 19, 2009.

Signed By: Marvin Throneberry

2010 Review: Enters 2011 rated as the 21st best prospect in the Braves organization according to *Baseball America*...Selected as the organization's June Player of the Month for the Gulf Coast League (.364 AVG, HR, five RBI in six games) and August Player of the Month for Danville (.323 AVG, 10 2B, 2 3B, 3 HR, and 14 RBI)...Named as the Braves 2010 Danville Player of the Year...**2009:** In first professional season, was selected by the Braves organization as the Dominican Summer League August Player of the Month.

Year	Club	AVG	G	AB	R	H	2B	3B	HR	RBI	SH	SF	HP	BB	SO	SB	CS	E
2009	DSL Braves	.275	37	109	18	30	5	2	0	17	1	2	5	12	16	3	1	9
2010	GCL Braves	.364	6	22	8	8	0	0	1	5	0	0	3	2	5	3	0	0
	Danville	.294	53	194	27	57	15	2	5	24	0	2	10	7	36	2	3	4
Minor Totals		.292	96	325	53	95	20	4	6	46	1	4	18	21	57	8	4	13

REYES, Gerardo

INF

Bats: R **Throws:** R **Height:** 5-10 **Weight:** 170
Born: 2/7/91 in Tepic, Mexico **Resides:** San Blas, Mexico
Obtained: Signed by the Braves as a non-drafted free agent on January 12, 2009.
Signed By: Manuel Samaniego

Year	Club	AVG	G	AB	R	H	2B	3B	HR	RBI	SH	SF	HP	BB	SO	SB	CS	E
2009	DSL Braves	.208	30	101	15	21	3	1	0	9	2	0	2	5	12	6	2	5
2010	DSL Braves	.301	58	206	36	62	13	0	0	27	7	2	13	15	32	20	9	3
Minor Totals		.270	88	307	51	83	16	1	0	36	9	2	15	20	44	26	11	8

REYES, Jose

RHP

Bats: R **Throws:** R **Height:** 6-3 **Weight:** 190
Born: 11/7/91 in San Pedro de Macoris, DR **Resides:** Bayaguana, DR
Obtained: Signed by the Braves as a non-drafted free agent on December 16, 2010.
Signed By: Robert Aquino

Year	Club	W-L	ERA	G	GS	CG	SHO	SV	IP	H	R	ER	HR	HB	BB	SO	WP	BK
2011 Will Be First Professional Season																		

RICHARDSON, Antoan

OF

Bats: Switch **Throws:** R **Height:** 5-8 **Weight:** 165
Born: 10/8/83 in Tampa, FL **Resides:** Nassau, Bahamas
School: Vanderbilt University
Obtained: Signed by the Braves as a minor league free agent on January 12, 2010.
Signed By: Lee Elder (Giants)

2010 Review: Played the majority of the 2010 season with Mississippi (AA) before being promoted to Gwinnett (AAA) for the final seven games...Stole 27 bases, tying him for 4th among Braves minor leaguers...Played exclusively in CF...Did not commit an error in 74 games with Mississippi...**2009:** Spent 27 games with Schaumburg of the Independent League before joining Connecticut (AA)...Played all three outfield positions with CT and did not commit an error in 50 games...With CT, batted .250 (9-for-36) on the road vs. .176 (9-for-51) at home...**2008:** Spent his fourth season as a pro at Connecticut (AA) in the San Francisco organization...Paced the Eastern League in stolen bases (33)...Tied fifth in triples (6)...**2007:** Played entire season at San Jose (A) in the California League batting .279 (107-for-384)...Recorded his second consecutive season with at least 40 stolen bases...Hit .355 versus lefties (33-for-93) and .254 (74-for-291) against righties...Recorded a season-high 12-game hit-streak from 4/23-5/4, .413 (19-for-46)...**2006:** Spent all 124 games with Augusta...Finished third in the South Atlantic League in stolen bases with 66...Had a 20-game hitting streak from 7/4-26 batting .403 (29-for-72)...**2005:** Made professional debut with ARL-Giants playing in 53 games...Named to Arizona Rookie League Post-Season All-Star team...Led the AL with 40 stolen bases, 45 runs scored, 44 walks and a .465 on-base percentage.

Year	Club	AVG	G	AB	R	H	2B	3B	HR	RBI	SH	SF	HP	BB	SO	SB	CS	E
2005	AZL Giants	.321	53	193	45	62	4	2	1	10	7	0	8	44	43	40	6	3
2006	Augusta	.292	124	418	78	122	17	4	2	28	7	5	9	54	73	66	9	3
2007	San Jose	.279	107	384	85	107	12	7	2	29	5	2	11	67	94	43	11	5
2008	Connecticut	.241	123	365	62	88	5	6	5	30	10	3	12	55	83	33	6	7
2009	Connecticut	.207	50	87	13	18	3	2	0	6	3	1	4	11	31	6	5	0
2010	Mississippi	.279	74	272	60	76	8	1	0	20	3	3	12	41	47	24	3	2
	Gwinnett	.280	7	25	1	7	0	0	0	2	0	1	1	5	9	3	0	1
Minor Totals		.275	538	1744	344	480	49	22	10	125	35	15	57	277	380	215	40	21

RIJKHOF, Ruben

OF

Bats: R **Throws:** R **Height:** 6-2 **Weight:** 185
Born: 4/25/92 in Mijas, Spain **Resides:** Mijas, Spain
Obtained: Signed by the Braves as a non-drafted free agent on March 27, 2009.
Signed By: Nestor Perez

Year	Club	AVG	G	AB	R	H	2B	3B	HR	RBI	SH	SF	HP	BB	SO	SB	CS	E
2009	ASL Braves	.065	11	31	1	2	0	0	0	0	0	0	0	0	13	0	1	0
2010	DSL Braves	.083	4	12	3	1	0	0	0	1	0	0	0	4	8	2	0	0
Minor Totals		.070	15	43	4	3	0	0	0	1	0	0	0	4	21	2	1	0

RIVERA, Wilson Enmanuel**OF****Bats:** R**Throws:** R**Height:** 6-0**Weight:** 170**Born:** 10/30/89 in Santiago, DR**Resides:** Santiago, DR**Obtained:** Signed by the Braves as a free agent on July 24, 2006.**Signed By:** Roberto Aquino

Year	Club	AVG	G	AB	R	H	2B	3B	HR	RBI	SH	SF	HP	BB	SO	SB	CS	E
2007	DSL Braves	.221	41	131	27	29	5	1	0	6	1	1	0	19	30	7	3	2
2008	DSL Braves	.245	31	102	18	25	5	0	1	15	1	0	2	11	33	2	0	2
2009	DSL Braves	.273	38	132	27	36	7	3	2	8	4	0	9	17	33	5	1	3
2010	GCL Braves	.219	51	151	15	33	7	3	1	17	0	2	6	15	37	6	4	1
Minor Totals		.238	161	516	87	123	24	7	4	46	6	3	17	62	133	20	8	8

RIVERO, Miguel Angel**OF****Bats:** S**Throws:** R**Height:** 6-1**Weight:** 175**Born:** 6/14/94 in Ocumara Del Tuy, VZ**Resides:** Ocumara Del Tuy, VZ**Obtained:** Signed by the Braves as a non-drafted free agent on July 2, 2010.**Signed By:** Rolando Petit

Year	Club	AVG	G	AB	R	H	2B	3B	HR	RBI	SH	SF	HP	BB	SO	SB	CS	E
2011 Will Be First Professional Season																		

RODGERS, Chad Martin**LHP****Bats:** L**Throws:** L**Height:** 6-3**Weight:** 215**Born:** 11/23/87 in Akron, OH**Resides:** Stow, OH**School:** Walsh Jesuit (OH) HS**Obtained:** Selected by the Braves in the third round of the 2006 June free agent draft.**Signed By:** Nick Hostetler

2010 Review: Appeared in 33 games for Myrtle Beach (High-A) after battling injuries throughout 2009...**2009:** Pitched in seven contests between Gulf Coast League Braves and Myrtle Beach (High-A), going 1-1 with a 5.63 ERA with the two clubs...Played in a limited number of games due to an injured left shoulder...**2008:** Rated the 25th-best prospect in the Braves organization by *Baseball America* following the season...Went 2-10-0 with a 4.53 ERA in 20 games (16 starts) for Rome (A)...Was 2-7 with a 4.35 ERA as a starter and 0-3-0, 6.23 as a reliever...**2007:** Started 10 games and made one relief appearance for Danville (R)...Collected a save in his only relief appearance (4.0 IP, 6 K) on 7/3...**2006:** Named the organization's GCL Pitcher of the Year and by *Baseball America* as Atlanta's 20th-best prospect.

Year	Club	W-L	ERA	G	GS	CG	SHO	SV	IP	H	R	ER	HR	HB	BB	SO	WP	BK
2006	GCL Braves	3-2	2.31	11	5	0	0	1	39.0	31	14	10	1	4	13	30	2	3
2007	Danville	3-1	3.88	11	10	0	0	1	48.2	40	21	21	2	1	11	46	3	2
2008	Rome	2-10	4.53	20	16	0	0	0	91.1	96	54	46	5	3	28	77	6	3
2009	GCL Braves	1-0	4.50	3	0	0	0	0	4.0	3	2	2	1	1	0	2	0	0
	Myrtle Beach	0-1	6.75	4	0	0	0	0	4.0	5	4	3	0	2	2	4	0	0
2010	Myrtle Beach	1-8	4.73	33	0	0	0	2	45.2	45	31	24	0	3	27	37	3	0
Minor Totals		10-22	4.10	82	31	0	0	4	232.2	220	126	106	9	14	81	196	14	8

RODRIGUEZ, Geraldo Jose**INF****Bats:** R**Throws:** R**Height:** 6-1**Weight:** 225**Born:** 10/25/87 in Santo Domingo, DR**Resides:** Santo Domingo, DR**Obtained:** Signed by the Braves as a free agent on October 20, 2008.**Signed By:** Johnny Almaraz

2010 Review: Played in a career-high 85 games for Myrtle Beach (High-A), seeing time at LF, RF, 1B and DH...Clubbed 13 home runs for the Pelicans, tying him for fourth in the Braves organization...**2009:** Split the season between Single-A Rome and High-A Myrtle Beach...Hit a combined .269 (125-for-464) with 18 doubles, seven triples, 23 home runs, 83 RBI and 63 runs...Ranked in the top ten among Braves farm hands in nearly every offensive category, including triples (T1st), home runs (2nd), RBI (3rd), hits (5th), runs (T6th) and OPS (9th, .806)...Claimed Braves organization MB July Player of the Month honors, batting .295 (31-for-105) with four HR and 18 RBI in his first 17 games with the club...Also named Rome April Player of the Month, by the organization...Had a 11-game hitting streak, 4/18-28 (.419, 18-for-43)...**2008:** Hit .253-13-49 in first season with the Braves organization...Led the Appalachian League and rookie-level Danville with 49 RBI and was third in the league and led Danville with 13 home runs...Named the Appalachian League Player of the Month, week ending 6/22 after hitting .313 (10-for-32) with four home runs and 13 RBI...Honored by the Braves

organization as the Danville June Player of the Month after batting .340 (16-for-47) with six home runs and 20 RBI in 11 contests.

Year	Club	AVG	G	AB	R	H	2B	3B	HR	RBI	SH	SF	HP	BB	SO	SB	CS	E
2005	DSL Yankees	.284	57	204	29	58	11	2	8	39	0	3	5	12	63	2	4	---
2006	GCL Yankees	.285	38	137	18	39	13	0	3	38	0	2	2	11	34	2	1	0
2007	GCL Yankees	.233	32	86	15	20	6	0	2	12	0	0	8	7	31	1	2	2
2008	Danville	.253	58	221	31	56	11	3	13	49	0	4	3	17	67	1	1	11
2009	Rome	.258	63	240	29	62	9	5	11	42	0	3	4	12	69	4	1	6
	Myrtle Beach	.281	60	224	34	63	9	2	12	41	0	1	2	15	72	4	1	6
2010	Myrtle Beach	.253	85	320	50	81	15	4	13	53	0	6	4	26	110	5	5	1
Minor Totals		.265	393	1432	206	379	74	16	62	264	0	19	28	100	446	19	15	25

ROHM, David Evan

OF

Bats: R **Throws:** R **Height:** 6-3 **Weight:** 220
Born: 1/22/90 in Clovis, CA **Resides:** Clovis, CA
School: Fresno CC (CA)
Obtained: Selected by the Braves in the ninth round of the 2010 June free agent draft.
Signed By: Tim Moore

Year	Club	AVG	G	AB	R	H	2B	3B	HR	RBI	SH	SF	HP	BB	SO	SB	CS	E
2010	GCL Braves	.320	19	75	10	24	3	1	1	15	0	0	0	8	7	1	1	0
	Danville	.319	17	69	10	22	6	0	0	9	0	2	1	3	9	2	0	0
Minor Totals		.319	36	144	20	46	9	1	1	24	0	2	1	11	16	3	1	0

ROHRBOUGH, Cole William

LHP

Bats: L **Throws:** L **Height:** 6-3 **Weight:** 215
Born: 5/23/87 in Medford, OR **Resides:** Medford, OR
School: Western Nevada CC (NV)
Obtained: Signed by the Braves as a non-drafted free agent on June 1, 2007.
Signed By: Tim Moore

2010 Review: Battled injuries during the 2010 season...Made just 7 appearances (4 starts) between the Gulf Coast League and Myrtle Beach (High A)...**2009:** In first full season with Myrtle Beach (High-A), went 6-8 with a 5.77 ERA in 23 games, including 22 starts...Led MB with 100 strikeouts and ranked second on the Pelican's staff in IP (117.0) and wins...Lone relief appearance came 7/23 vs. WIL...As a starter, he was 6-8 with a 5.94 ERA...**2008:** Following the season was rated by *Baseball America* as the sixth-best prospect in the Braves organization and as having the "Best Curveball" in the system and also the "Best Curveball" of any lefthander in all of minor league baseball...Went 5-6 with a 4.40 ERA in 17 starts and one relief appearance for MB...Matched career-high 11 strikeouts in 6.0 innings, but suffered a tough-luck loss 7/31 vs. GRE...**2007:** In first professional season pitched at a 1.17 ERA in 14 games (13 starts) between Danville (R) and Rome (A)...Following the season was rated by *Baseball America* as the seventh-best prospect in the Atlanta farm system and the number one prospect in the Appalachian League...Was a member of the AL All-Star team...Honored in back-to-back months as the Pitcher of the Month for Danville (July) and Rome (August)...His 96 strikeouts in 61.1 innings pitched at the two stops ranked tied for eighth among minor league pitchers...Named to *Baseball America's* postseason All-Star team and was also tabbed by *Baseball America* as the pitcher to "keep an eye on."

Year	Club	W-L	ERA	G	GS	CG	SHO	SV	IP	H	R	ER	HR	HB	BB	SO	WP	BK
2007	Danville	3-2	1.08	8	7	0	0	0	33.1	20	8	4	1	1	8	58	3	0
	Rome	2-0	1.29	6	6	0	0	0	28.0	13	7	4	1	2	12	38	1	0
2008	Rome	3-4	4.94	13	12	0	0	0	58.1	55	37	32	3	3	31	76	5	1
	Myrtle Beach	2-2	3.41	5	5	1	1	0	31.2	27	16	12	0	3	8	28	0	4
2009	Myrtle Beach	6-8	5.77	23	22	0	0	0	117.0	129	80	75	12	11	48	100	6	1
2010	GCL Braves	0-0	1.50	3	3	0	0	0	6.0	4	1	1	0	0	0	9	0	0
	Myrtle Beach	0-3	10.80	7	4	0	0	0	16.2	27	21	20	4	2	11	16	3	0
Minor Totals		16-19	4.58	65	59	1	1	0	291.0	275	170	148	21	22	118	325	18	6

ROSARIO, Jose Amaury

RHP

Bats: R **Throws:** R **Height:** 6-1 **Weight:** 160
Born: 2/22/94 in Cotui, DR **Resides:** Cotui, DR
Obtained: Signed by the Braves as a non-drafted free agent on July 2, 2010.
Signed By: Robert Aquino

Year	Club	W-L	ERA	G	GS	CG	SHO	SV	IP	H	R	ER	HR	HB	BB	SO	WP	BK
2011 Will Be First Professional Season																		

ROSE, Kyle**OF****Bats:** R**Throws:** R**Height:** 6-0**Weight:** 180**Born:** 5/24/89 in Huntsville, AL**Resides:** Huntsville, AL**School:** Northwest Shoals CC (AL)**Obtained:** Selected by the Braves in the eighth round of the 2009 June free agent draft.**Signed By:** Brian Bridges

2010 Review: Played the majority of the 2010 season with Rome (A)...His 29 stolen bases were good for third most among Braves farmhands...Selected as the organization's April Player of the Month for Rome (.351 AVG, 8 SB)...**2009:** Played majority of his first professional season with the Gulf Coast League Braves, did appear in one contest in early September with Danville (R)...Hit .293 (43-for-147) with 27 steals at the two stops...Placed second among organizational leaders in steals...Had three-steal game 7/23 vs. PHL.

Year	Club	AVG	G	AB	R	H	2B	3B	HR	RBI	SH	SF	HP	BB	SO	SB	CS	E
2009	GCL Braves	.282	47	142	26	40	4	1	1	10	0	1	6	20	21	26	4	4
	Danville	.600	1	5	1	3	0	0	0	0	0	0	0	0	0	1	0	0
2010	GCL Braves	.500	4	12	2	6	1	0	0	5	0	0	0	1	1	3	0	0
	Rome	.259	87	321	52	83	7	3	0	21	5	1	7	28	69	26	23	8
Minor Totals		.275	139	480	81	132	12	4	1	36	5	2	13	49	91	56	27	12

ROWLAND, Brendan Tyler**OF****Bats:** R**Throws:** R**Height:** 6-3**Weight:** 185**Born:** 4/4/88 in Albany, NY**Resides:** Albany, NY**School:** University of Albany (NY)**Obtained:** Signed by the Braves as a non-drafted free agent on July 7, 2010.**Signed By:** Kevin Barry

Year	Club	AVG	G	AB	R	H	2B	3B	HR	RBI	SH	SF	HP	BB	SO	SB	CS	E
2010	GCL Braves	.154	9	26	2	4	1	0	0	2	0	2	1	3	6	0	0	0

RUSS, Nathan Mark (Nate)**RHP****Bats:** R**Throws:** R**Height:** 5-11**Weight:** 180**Born:** 8/30/86 in Florence, AL**Resides:** Florence, AL**School:** University of Montevallo (AL)**Obtained:** Signed by the Braves as a non-drafted free agent on June 26, 2010.**Signed By:** Hugh Buchanan

Year	Club	W-L	ERA	G	GS	CG	SHO	SV	IP	H	R	ER	HR	HB	BB	SO	WP	BK
2010	GCL Braves	0-0	4.22	10	0	0	0	3	10.2	12	7	5	1	0	4	10	0	0
	Danville	0-0	1.13	6	0	0	0	2	8.0	3	1	1	0	0	3	5	2	0
Minor Totals		0-0	2.89	16	0	0	0	5	18.2	15	8	6	1	0	7	15	2	0

SALCEDO, Edward**INF****Bats:** R**Throws:** R**Height:** 6-3**Weight:** 195**Born:** 7/30/91 in La Vega, DR**Resides:** La Vega, DR**Obtained:** Signed by the Braves as a non-drafted free agent on April 14, 2010.**Signed By:** Robert Aquino

2010 Review: Enters 2011 rated as the 16th best prospect in the Braves organization, according to *Baseball America*...Played in 77 games between the DSL and Rome (A)...Hit a combined .225 with 10 doubles, five triples, three homers and 27 RBI between the two stops.

Year	Club	AVG	G	AB	R	H	2B	3B	HR	RBI	SH	SF	HP	BB	SO	SB	CS	E
2010	DSL Braves	.297	23	74	16	22	5	1	1	11	0	0	3	18	19	8	1	7
	Rome	.197	54	193	23	38	5	4	2	16	4	1	0	11	56	6	5	28
Minor Totals		.225	77	267	39	60	10	5	3	27	4	1	3	29	75	14	6	35

SALDENO, Jesus Rafael**RHP****Bats:** R**Throws:** R**Height:** 6-0**Weight:** 180**Born:** 10/28/92 in Caracas, VZ**Resides:** Baruta, VZ**Obtained:** Signed by the Braves as a non-drafted free agent on July 2, 2009.**Signed By:** Rolando Petit and Jefferson Romero

Year	Club	W-L	ERA	G	GS	CG	SHO	SV	IP	H	R	ER	HR	HB	BB	SO	WP	BK
2010	DSL Braves	4-3	2.67	14	10	1	0	0	60.2	47	20	18	2	5	13	57	5	1

SALMERON, Elieser Javier **OF**

Bats: R **Throws:** R **Height:** 5-11 **Weight:** 150
Born: 7/12/91 in Leon, Nicaragua **Resides:** Managua, Nicaragua
Obtained: Signed by the Braves as a non-drafted free agent on October 14, 2009.
Signed By: Marvin Thorneberry

Year	Club	AVG	G	AB	R	H	2B	3B	HR	RBI	SH	SF	HP	BB	SO	SB	CS	E
------	------	-----	---	----	---	---	----	----	----	-----	----	----	----	----	----	----	----	---

2011 Will Be First Professional Season

SANCHEZ, Alejandro **INF**

Bats: R **Throws:** R **Height:** 6-0 **Weight:** 153
Born: 6/15/92 in Valencia, Spain **Resides:** Valencia, Spain
Obtained: Signed by the Braves as a non-drafted free agent on July 22, 2009
Signed By: Nestor Perez

Year	Club	AVG	G	AB	R	H	2B	3B	HR	RBI	SH	SF	HP	BB	SO	SB	CS	E
------	------	-----	---	----	---	---	----	----	----	-----	----	----	----	----	----	----	----	---

2010 GCL Braves .174 13 23 5 4 0 1 0 2 0 0 0 0 2 4 2 0 2

SANCHEZ, Carlos Luis **C**

Bats: R **Throws:** R **Height:** 6-0 **Weight:** 155
Born: 11/5/93 in Panama City, Panama **Resides:** Panama City, Panama
Obtained: Signed by the Braves as a non-drafted free agent on July 3, 2010.
Signed By: Luis Ortiz

Year	Club	AVG	G	AB	R	H	2B	3B	HR	RBI	SH	SF	HP	BB	SO	SB	CS	E
------	------	-----	---	----	---	---	----	----	----	-----	----	----	----	----	----	----	----	---

2011 Will Be First Professional Season

SANCHEZ, Edison Enrique **INF**

Bats: R **Throws:** R **Height:** 6-4 **Weight:** 175
Born: 11/1/90 in Caracas, VZ **Resides:** Caracas, VZ
Obtained: Signed by the Braves as a non-drafted free agent on August 28, 2007.
Signed By: Rolando Petit

Year	Club	AVG	G	AB	R	H	2B	3B	HR	RBI	SH	SF	HP	BB	SO	SB	CS	E
2008	DSL Braves	.121	37	107	24	13	3	1	1	12	3	0	9	25	45	1	0	8
2009	DSL Braves	.283	49	159	36	45	7	4	4	39	0	1	14	34	45	9	2	13
2010	GCL Braves	.236	30	89	9	21	6	0	1	11	0	0	3	17	28	0	1	5
Minor Totals		..223	116	355	69	79	16	5	6	62	3	1	26	76	118	10	3	26

SAUCEDA, Ramon Albino **RHP**

Bats: R **Throws:** R **Height:** 6-1 **Weight:** 185
Born: 8/19/92 in Culiacan, Mexico **Resides:** Culiacan, Mexico
Obtained: Signed by the Braves as a non-drafted free agent on January 10, 2010.
Signed By: Manuel Samaniego

Year	Club	W-L	ERA	G	GS	CG	SHO	SV	IP	H	R	ER	HR	HB	BB	SO	WP	BK
------	------	-----	-----	---	----	----	-----	----	----	---	---	----	----	----	----	----	----	----

2010 DSL Braves 0-0 2.03 5 2 0 0 0 13.1 5 4 3 0 2 7 4 2 0

SEKIGUCHI, Shohei **LHP**

Bats: L **Throws:** L **Height:** 6-6 **Weight:** 225
Born: 4/14/89 in Shozugun, Kawaga, Japan **Resides:** Shozugun, Kawaga, Japan
Obtained: Signed by the Braves as a non-drafted free agent on October 17, 2007.
Signed By: Hiro Oya

Year	Club	W-L	ERA	G	GS	CG	SHO	SV	IP	H	R	ER	HR	HB	BB	SO	WP	BK
------	------	-----	-----	---	----	----	-----	----	----	---	---	----	----	----	----	----	----	----

2010 GCL Braves 1-1 3.77 8 0 0 0 0 14.1 17 8 6 1 1 3 10 0 0

SHREVE, Chasen Dean**LHP****Bats:** L**Throws:** L**Height:** 6-3**Weight:** 180**Born:** 7/12/90 in Las Vegas, NV**Resides:** Las Vegas, NV**School:** CC of Southern Nevada**Obtained:** Selected by the Braves in the 11th round of the 2010 June free agent draft.**Signed By:** Bump Merriweather

Year	Club	W-L	ERA	G	GS	CG	SHO	SV	IP	H	R	ER	HR	HB	BB	SO	WP	BK
2010	Danville	2-0	2.25	8	0	0	0	1	16.0	16	5	4	1	2	3	20	0	0

SILVA, Ernesto Cesar**RHP****Bats:** R**Throws:** R**Height:** 6-4**Weight:** 180**Born:** 2/5/92 in Puerto Armnelles, Panama**Resides:** Puerto Armnelles, Panama**Obtained:** Signed by the Braves as a non-drafted free agent on July 3, 2008.**Signed By:** Luis Ortiz

Year	Club	W-L	ERA	G	GS	CG	SHO	SV	IP	H	R	ER	HR	HB	BB	SO	WP	BK
2009	DSL Braves	4-1	4.15	12	12	0	0	0	52.0	56	32	24	0	6	10	32	2	2
2010	GCL Braves	2-1	4.57	8	2	0	0	0	21.2	30	15	11	0	3	8	14	1	0
Minor Totals		6-2	4.28	20	14	0	0	0	73.2	86	47	35	0	9	18	46	3	2

SIMMONS, Andrelton**INF****Bats:** R**Throws:** R**Height:** 6-2**Weight:** 170**Born:** 9/4/89 in Mundo-Novo, Curacao**Resides:** Mundo-Novo, Curacao**School:** Western Oklahoma State JC**Obtained:** Selected by the Braves in the second round (70th overall) of the 2010 June free agent draft.**Signed By:** Gerald Turner

2010 Review: Enters 2011 rated as the 15th best prospect in the Braves organization according to *Baseball America*...Named the Danville Player of the Month for July (.282 avg, 8 2B, 1 HR, 11 RBI, 8 SB, 16 R)...His 18 stolen bases were good for second in the Appalachian League...Hit his first professional home run 7/7 vs. BUR...Recognized by *Baseball America* as being the "best defensive infielder" and having the "best infield arm" among Braves farmhands...Selected to the Appalachian League Post-Season All-Star team...Following the season, was named by *Baseball America* as the 12th best prospect in the Appalachian League

Year	Club	AVG	G	AB	R	H	2B	3B	HR	RBI	SH	SF	HP	BB	SO	SB	CS	E
2010	Danville	.276	62	239	36	66	11	1	2	26	1	4	9	16	14	18	4	9

SIMS, Christopher (Blaine)**LHP****Bats:** L**Throws:** L**Height:** 6-0**Weight:** 185**Born:** 3/10/89 in Little Rock, AR**Resides:** Little Rock, AR**School:** Arkansas Tech University**Obtained:** Signed by the Braves as a non-drafted free agent on August 3, 2010.**Signed By:** Gene Kerns

Year	Club	W-L	ERA	G	GS	CG	SHO	SV	IP	H	R	ER	HR	HB	BB	SO	WP	BK
2010	Danville	0-3	4.19	5	2	0	0	0	19.1	23	9	9	2	1	4	10	6	2

SMALL, Matthew Phillip**RHP****Bats:** R**Throws:** R**Height:** 6-3**Weight:** 185**Born:** 12/29/87 in Beverly, MA**Resides:** Ipswich, MA**School:** Lake City CC (FL)**Obtained:** Signed by the Braves as non-drafted free agent on May 5, 2007.**Signed By:** Al Goetz and Lonnie Goldberg

2009: Made the jump from rookie-level Danville to Single-A Rome...Posted a 3.41 ERA in 25 relief appearances...Converted six of seven save opportunities...Tied for third on the club in saves...**2008:** Went 1-2-6 with a 2.55 ERA in 13 relief appearances in first professional season...Converted six-of-eight save opportunities and ranked tied for eighth in the organization with six saves...Pitched 1.2 scoreless innings to record first career save 6/22 at GRE.

Year Club	W-L	ERA	G	GS	CG	SHO	SV	IP	H	R	ER	HR	HB	BB	SO	WP	BK
2007 GCL Braves	0-3	4.91	10	0	0	0	1	14.2	15	12	8	0	1	6	18	4	0
2008 Danville	1-2	2.55	13	0	0	0	6	17.2	13	5	5	1	0	6	27	2	0
2009 Rome	1-3	3.41	25	0	0	0	6	34.1	25	13	13	2	1	13	36	5	0
2010	Did Not Play																
Minor Totals	2-8	3.51	48	0	0	0	13	66.2	53	30	26	3	2	25	81	11	0

SPANJER-FURSTENBURG, Riaan

INF

Bats: R

Throws: R

Height: 6-2

Weight: 215

Born: 2/8/88 in Pretoria, South Africa

Resides: Coral Springs, FL

School: Nova Southeastern University (FL)

Obtained: Selected by the Braves in the 16th round of the 2009 June free agent draft.

Signed By: Buddy Hernandez

2010 Review: Battled injuries early in the 2010 season, only playing in 64 games between the GCL Braves and Rome (A)...Hit .267 (63-for-236) with 14 doubles between the two stops...**2009:** Voted by the league as the Appalachian League Player of the Year...Topps Company in conjunction with MiLB.com also voted him the AL Player of the Year...Selected by the Braves organization as the Danville Braves MVP...His .359 (84-for-234) batting average led the AL, ranked third among all minor leaguers and topped Atlanta farmhands...Also led the AL in hits, total bases (127), ranked third in RBI (53) and on-base percentage (.411), tied for third in doubles (19) and fourth in extra-base hits (27)...His .953 OPS was fourth-highest in the Braves farm system and his 53 RBI tied for ninth-most...Selected to the AL postseason All-Star team...Earned AL Co-Player of the Week honors with teammate Adam Milligan for the week ending 6/29 after posting a .545 (12-for-22) average with two doubles, three HR and seven RBI...Won D-Braves Player of the Month award for August.

Year Club	AVG	G	AB	R	H	2B	3B	HR	RBI	SH	SF	HP	BB	SO	SB	CS	E
2009 Danville	.359	62	234	36	84	19	0	8	53	0	5	8	16	37	0	3	6
2010 GCL Braves	.286	2	7	0	2	1	0	0	1	0	0	0	0	1	0	0	0
Rome	.266	62	229	26	61	13	1	2	22	0	1	4	19	41	0	2	10
Minor Totals	.313	126	470	62	147	33	1	10	76	0	6	12	35	79	0	5	16

SPRUILL, Ezekiel Stephen

RHP

Bats: R

Throws: R

Height: 6-5

Weight: 190

Born: 9/11/89 in Chesapeake, VA

Resides: Marietta, GA

School: Kell (GA) High School

Obtained: Selected by the Braves in the second round (70th overall) of the 2008 June free agent draft.

Signed By: Brian Bridges

2010 Review: Battled injuries early in the 2010 season, causing him to miss approximately 2.5 months of action...Had a strong July, going 1-1 with a 2.60 ERA (5 ER/17.1 IP) in 5 games (4 starts) for Myrtle Beach (High-A)...Struck out 12 and walked only 2 batters during that stretch...Tossed a 7.0 inning complete game on 8/7 vs. POT in which he allowed just one earned run on 5 hits while striking out 5 to earn the victory...**2009:** Enters the 2010 season as *Baseball America's* eighth-ranked prospect in the Atlanta farm system...Pitched in 24 games (23 GS), going 9-6-1 with a 3.25 ERA (135.2 IP/49 ER)...Tied for second among Braves minor league pitchers with nine wins, ranked fourth in strikeouts (118), was fifth in starter's ERA, seventh in WHIP (1.28) and his 135.2 IP were ninth-most...Collected a save in his only relief appearance (4/9 at CSC)...Had his best month in April (3-0-1, 1.71 ERA), earning organizational Rome Pitcher of the Month honors...Named to the South Atlantic League All-Star team...**2008:** Honored as the Gulf Coast League Braves Pitcher of the Year by the Braves organization after going a perfect 7-0 in 10 games (three starts) in his first professional season...Led the GCL and ranked tied for 10th among Braves minor league pitchers in wins...Went 2-0 with a 1.84 ERA in three starts and 5-0, 3.55 in seven relief appearances...First career win came 6/30 at YAN (5.0 IP, 3 H, 1 R, 4 K)...Named by the organization as the GCL July Pitcher of the Month...Following the season was rated the 15th-best prospect in the Braves farm system by *Baseball America*.

Year Club	W-L	ERA	G	GS	CG	SHO	SV	IP	H	R	ER	HR	HB	BB	SO	WP	BK
2008 GCL Braves	7-0	2.93	10	3	0	0	0	40.0	42	16	13	1	1	8	32	0	0
2009 GCL Braves	1-0	4.58	4	4	0	0	0	19.2	24	15	10	2	3	5	23	3	1
Rome	8-6	3.03	20	19	0	0	1	116.0	120	54	39	9	7	4	95	2	1
2010 GCL Braves	0-0	3.00	2	2	0	0	0	3.0	4	1	1	0	0	1	1	0	0
Myrtle Beach	3-5	5.54	14	13	1	0	0	65.0	83	44	40	4	4	13	41	1	0
Minor Totals	19-11	3.80	50	41	1	0	1	243.2	273	130	103	16	15	51	192	6	2

STOVALL, Robert Tyler (Tyler)**LHP****Bats:** L**Throws:** L**Height:** 6-1**Weight:** 200**Born:** 12/27/89 in Atlanta, GA**Resides:** Nashville, TN**School:** Hokes Bluff (AL) High School**Obtained:** Selected by the Braves in the second round (64th overall) of the 2008 June free agent draft.**Signed By:** Brian Bridges

2010 Review: Appeared in 18 games between Danville (R) and Rome (A)...Went a combined 1-0 with a 4.31 ERA (15 ER/31.1 IP) at the two stops...**2009:** Enters 2010 as *Baseball America's* 16th-ranked prospect in the Appalachian League...Spent second professional season with Danville (R) Braves...Posted a 3.12 ERA in 12 games started while holding opponents to a .202 batting average...Tied for the club lead with 12 starts and ranked tied for second with 56 strikeouts...**2008:** Rated by *Baseball America* as the 16th-best prospect in the Braves organization following the season.

Year Club	W-L	ERA	G	GS	CG	SHO	SV	IP	H	R	ER	HR	HB	BB	SO	WP	BK
2008 GCL Braves	1-1	6.30	7	3	0	0	0	20.0	20	15	14	1	0	14	29	0	0
2009 Danville	3-2	3.12	12	12	0	0	0	52.0	36	22	18	1	1	56	57	7	0
2010 Danville	1-0	2.70	12	0	0	0	0	23.1	17	13	7	1	1	19	22	4	0
Rome	0-0	9.00	6	0	0	0	0	8.0	8	9	8	0	2	8	5	0	0
Minor Totals	5-3	4.09	37	15	0	0	0	103.1	81	59	47	3	4	97	113	11	0

SULLIVAN, Richard Milton**LHP****Bats:** L**Throws:** L**Height:** 6-3**Weight:** 235**Born:** 4/14/87 in Louisville, KY**Resides:** Louisville, KY**School:** Savannah College of Art and Design (GA)**Obtained:** Selected by the Braves in the 11th round of the 2008 June free agent draft.**Signed By:** Brian Bridges

2010 Review: Enters the 2011 season rated as the 30th best prospect in the Braves organization according to *Baseball America*...Appeared in 36 games (13 starts) for Mississippi (AA)...Went 3-4 with 2 saves and with a 2.72 ERA (17 ER/56.1 IP) in 23 appearances out of the bullpen...Posted a 2.07 ERA (6 ER/26.2 IP) in his final 11 relief appearances...**2009:** Recorded 154.2 innings between three stops, tied for second-most innings pitched among Atlanta farmhands...Went a combined 6-14 with a 4.60 ERA in 27 starts...His 155 total strikeouts were the fifth-most posted by a Braves minor league pitcher...Threw a 9.0-inning complete-game shutout (3 H, 3 BB, 9 K), 5/27 vs. WS...**2008:** Went 4-0 with a 2.32 ERA in 12 starts between Single-A Rome and rookie-level Danville...Won first career game and struck out a season-high seven, 6/26 vs. GRE.

Year Club	W-L	ERA	G	GS	CG	SHO	SV	IP	H	R	ER	HR	HB	BB	SO	WP	BK
2008 Danville	2-0	1.40	4	4	0	0	0	19.1	10	4	3	1	1	0	22	0	0
Rome	2-2	2.80	8	8	0	0	0	35.1	40	15	11	0	1	4	27	2	1
2009 Rome	4-1	3.72	5	5	1	0	0	29.0	37	18	12	2	0	5	27	3	0
Mississippi	0-1	9.45	3	3	0	0	0	13.1	21	15	14	0	1	10	8	1	0
Myrtle Beach	2-12	4.25	19	19	1	1	0	112.1	115	66	53	5	9	39	80	7	2
2010 Mississippi	4-11	5.09	36	13	0	0	2	120.1	140	81	68	10	12	40	91	9	1
Minor Totals	14-27	4.40	75	52	2	1	2	329.2	363	199	161	18	24	98	255	22	4

SURINACH, Julio Rafael**RHP****Bats:** R**Throws:** R**Height:** 6-2**Weight:** 180**Born:** 7/29/88 in Santo Domingo, DR**Resides:** Santo Domingo, DR**Obtained:** Signed by the Braves as a free agent on June 1, 2007.**Signed By:** Roberto Aquino

2010 Review: Appeared in 24 games for Rome (A), going 0-2 with two saves and posting a 3.53 ERA (17 ER/43.1 IP)...**2009:** Pitched 7.0 scoreless frames in two June appearances (2-0), earning Danville Braves Pitcher of the Month honors...Held opponents to a .224 batting average, ninth-best among Braves minor league relievers...**2007:** Led Braves minor league pitchers with a .170 opponents' batting average and a 0.85 WHIP.

Year Club	W-L	ERA	G	GS	CG	SHO	SV	IP	H	R	ER	HR	HB	BB	SO	WP	BK
2007 DSL Braves	4-2	2.11	15	9	0	0	0	59.2	35	22	14	1	4	15	49	5	1
2008 GCL Braves	2-2	6.28	10	1	0	0	0	28.2	35	27	20	2	5	20	28	4	0
2009 Danville	2-1	3.07	14	0	0	0	3	44.0	35	15	15	0	6	16	36	3	0
2010 Rome	0-2	3.53	24	0	0	0	2	43.1	37	22	17	3	3	26	34	9	1
Minor Totals	8-7	3.38	63	10	0	0	5	175.2	142	86	66	6	18	77	147	21	2

SUSCHAK, Matthew**RHP****Bats:** R**Throws:** R**Height:** 6-4**Weight:** 210**Born:** 12/27/88 in Broadview Heights, OH**Resides:** Broadview Heights, OH**School:** University of Toledo (OH)**Obtained:** Selected by the Braves in the seventh round of the 2010 June free agent draft.**Signed By:** Bill Bliss

Year	Club	W-L	ERA	G	GS	CG	SHO	SV	IP	H	R	ER	HR	HB	BB	SO	WP	BK
2010	Danville	2-3	6.07	16	0	0	0	4	29.2	33	25	20	0	5	19	30	12	0

TATE, Richard Wayne (Richie)**RHP****Bats:** R**Throws:** R**Height:** 6-5**Weight:** 215**Born:** 4/11/92 in Marked Tree, AR**Resides:** Marked Tree, AR**School:** Marked Tree (AR) HS**Obtained:** Selected by the Braves in the 14th round of the 2010 June free agent draft.**Signed By:** Don Thomas

Year	Club	W-L	ERA	G	GS	CG	SHO	SV	IP	H	R	ER	HR	HB	BB	SO	WP	BK
2010	GCL Braves	1-0	5.19	5	0	0	0	0	8.7	7	5	5	2	0	6	4	0	0

TERDOSLAVICH, Joseph**INF****Bats:** S**Throws:** R**Height:** 6-0**Weight:** 200**Born:** 11/30/88 in Sarasota, FL**Resides:** Sarasota, FL**School:** Cal State-Long Beach**Obtained:** Selected by the Braves in the sixth round of the 2010 June free agent draft.**Signed By:** Steve Leavitt

Year	Club	AVG	G	AB	R	H	2B	3B	HR	RBI	SH	SF	HP	BB	SO	SB	CS	E
2010	Danville	.296	49	189	27	56	10	2	2	24	0	0	1	15	27	3	3	15
	Rome	.316	21	79	7	25	9	0	0	10	0	0	1	5	18	0	0	6
Minor Totals		.302	70	268	34	81	19	2	2	34	0	0	2	20	45	3	3	21

THOMPSON, Jacob Floyd**RHP****Bats:** R**Throws:** R**Height:** 6-6**Weight:** 230**Born:** 11/19/86 in Denton, TX**Resides:** Danville, VA**School:** University of Virginia**Obtained:** Selected by the Braves in the fifth round of the 2008 June free agent draft.**Signed By:** Billy Best

2010 Review: Made 27 appearances (23 starts) for Mississippi (AA)...Tied for fifth among all Braves minor league pitchers with eight wins...Went 3-3 with a 2.38 ERA (14 ER/53.0 IP) in nine starts after the All-Star break...**2009:** Split time between Rome (A) and Myrtle Beach (High-A), making 25 starts and two relief appearances (7-9-0, 4.25 ERA)...Logged 154.2 innings between the two stops, tied for second most among Braves minor league pitchers, and his 119 total strikeouts were third-most...Named the organization's June Pitcher of the Month for MB (1-1, 2.19 ERA)...**2008:** Pitched in three games between rookie-level Danville and Single-A Rome in first professional season...Had a combined 1.96 ERA at the two stops...Named the 27th-best prospect in the Braves farm system following the season by *Baseball America*.

Year	Club	W-L	ERA	G	GS	CG	SHO	SV	IP	H	R	ER	HR	HB	BB	SO	WP	BK
2008	Danville	0-0	1.93	2	1	0	0	0	4.2	4	1	1	0	0	1	5	0	0
	Rome	0-0	1.80	1	1	0	0	0	5.0	3	1	1	1	0	1	3	0	0
2009	Rome	2-5	5.20	11	11	0	0	0	64.0	74	41	37	5	4	14	41	2	1
	Myrtle Beach	5-4	3.57	16	14	0	0	0	90.2	88	40	36	8	5	42	78	5	0
2010	Mississippi	8-10	4.72	27	23	0	0	0	131.2	163	85	69	12	8	45	87	6	0
Minor Totals		15-19	4.38	57	50	0	0	0	296.0	332	168	144	26	17	103	214	13	1

TORBERT, Wallace (Beau)**OF****Bats:** R**Throws:** R**Height:** 6-4**Weight:** 205**Born:** 5/1/83 in Phenix City, AL**Resides:** Phenix City, AL**School:** Faulkner University (AL)**Obtained:** Signed by the Braves as a minor league free agent on October 29, 2010.**Signed By:** Ellis Dungan (Astros)

2010 Review: Hit .394 (155-for-393) with 38 doubles, 24 home runs and 100 RBI for the Sioux Falls Pheasants of the American Association of Independent Professional Baseball...His .394 average led the league...Was selected by *Baseball America* as the 2010 Independent League Player of the Year...Was named to the American Association All-Star team...Spent 2008-10 with the Sioux Falls Pheasants of the American Association of Independent Professional Baseball...**2007:** Hit a combined .250 with 16 doubles, one triple, one home run, 31 RBI in 93 games between Corpus Christi (AA) and Round Rock (AAA)...**2006:** Named Salem's team MVP, a Carolina League All-Star and Post-Season All-Star after finishing second in the CL in batting average (.305) and hits (139)...**2005:** Named South Atlantic League Player of the Week for the week ending 8/28.

Year	Club	AVG	G	AB	R	H	2B	3B	HR	RBI	SH	SF	HP	BB	SO	SB	CS	E
2004	Greeneville	.243	12	37	7	9	2	0	0	7	0	1	2	1	8	2	1	0
2005	Lexington	.301	71	256	40	77	20	4	8	47	0	2	6	16	63	13	3	3
2006	Salem	.305	119	455	69	139	31	1	5	52	1	7	6	24	71	24	10	4
2007	Corpus Christi	.254	61	224	20	57	12	0	1	23	2	0	1	22	59	2	6	3
	Round Rock	.237	32	76	9	18	4	1	0	8	2	0	0	9	21	1	1	1
2008	Played with Sioux Falls - American Association (IND)																	
2009	Played with Sioux Falls - American Association (IND)																	
2010	Played with Sioux Falls - American Association (IND)																	
Minor Totals		.286	295	1048	135	300	69	6	14	137	5	10	15	72	222	42	21	11

TOVAR, Bruno Ricardo

INF

Bats: S **Throws:** R **Height:** 6-1 **Weight:** 165
Born: 4/5/91 in Cagua, VZ **Resides:** Santa Cruz, VZ
Obtained: Signed by the Braves as a non-drafted free agent on March 31, 2010.
Signed By: Rolando Petit

Year	Club	AVG	G	AB	R	H	2B	3B	HR	RBI	SH	SF	HP	BB	SO	SB	CS	E
2010	DSL Braves	.180	18	50	4	9	1	0	0	2	1	0	1	2	19	0	1	4

TSAI, Meng Hsiu

C

Bats: R **Throws:** R **Height:** 6-0 **Weight:** 190
Born: 5/13/90 in Tainan, Taiwan **Resides:** Tainan, Taiwan
School: Tainan Marine and Fishing (Taiwan)
Obtained: Signed by the Braves as a non-drafted free agent on July 6, 2008.
Signed By: Jeremy Chou

Year	Club	AVG	G	AB	R	H	2B	3B	HR	RBI	SH	SF	HP	BB	SO	SB	CS	E
2009	ASL Braves	.255	19	55	7	14	6	0	1	4	0	0	0	6	0	0	0	0
2010	GCL Braves	.000	3	4	0	0	0	0	0	0	0	0	0	0	2	0	0	0

UBIERA, Andry

RHP

Bats: R **Throws:** R **Height:** 6-0 **Weight:** 170
Born: 5/22/93 in San Pedro de Macoris, DR **Resides:** San Pedro de Macoris, DR
Obtained: Signed by the Braves as a non-drafted free agent on July 2, 2010.
Signed By: Robert Aquino

Year	Club	W-L	ERA	G	GS	CG	SHO	SV	IP	H	R	ER	HR	HB	BB	SO	WP	BK
2011 Will Be First Professional Season																		

VALDEZ, Elias Eduardo

LHP

Bats: L **Throws:** L **Height:** 6-3 **Weight:** 165
Born: 9/4/92 in Puerto Ordaz, VZ **Resides:** Puerto Ordaz, VZ
Obtained: Signed by the Braves as a non-drafted free agent on July 6, 2009.
Signed By: Rolando Petit and Carlos Torres

Year	Club	W-L	ERA	G	GS	CG	SHO	SV	IP	H	R	ER	HR	HB	BB	SO	WP	BK
2010	DSL Braves	1-2	6.32	11	0	0	0	0	15.2	17	17	11	1	1	6	13	2	0

VELAZQUEZ, Victor Ramon

C

Bats: R **Throws:** R **Height:** 5-11 **Weight:** 165
Born: 8/26/92 in Barcelona, Spain **Resides:** Tenerife, Spain
Obtained: Signed by the Braves as a non-drafted free agent on April 7, 2010.
Signed By: Nestor Perez

Year	Club	AVG	G	AB	R	H	2B	3B	HR	RBI	SH	SF	HP	BB	SO	SB	CS	E
2010	DSL Braves	.048	7	21	0	1	0	0	0	1	0	0	0	3	8	0	0	1

WARE, Leonardo DaVinci (L.V.)

OF

Bats: R **Throws:** R **Height:** 5-10 **Weight:** 190
Born: 3/18/87 in Atlanta, GA **Resides:** Atlanta, GA
School: Okaloosa Walton CC (FL)
Obtained: Signed by the Braves as a free agent on April 27, 2007.
Signed By: Al Goetz

2010 Review: Began the season with Rome (A) before being promoted to Myrtle Beach (High-A) and eventually Mississippi (AA)...Hit a combined .250 with 30 stolen bases at all three levels...The 30 stolen bases placed him 2nd among Braves minor leaguers...**2009:** Opened second professional season with Rome (A) before being transferred to Danville (R) in late June...Between the two stops, played in 79 games and batted .268 (79-for-295) with 16 doubles, six triples, one HR, 29 RBI and 27 stolen bases...Had 24 stolen bases with D-Braves, which led the Appalachian League...His combined 27 steals ranked tied for second among Braves minor leaguers, while his six triples tied for fourth-most...Had a three-steal game, 7/18 vs. BRS...**2008:** Hit .272 with 11 doubles and 33 RBI and played all outfield positions in first professional season...Led Danville (R) with 42 runs scored and six triples...His six triples ranked third in the Appalachian League and were tied for sixth-most in Braves system.

Year	Club	AVG	G	AB	R	H	2B	3B	HR	RBI	SH	SF	HP	BB	SO	SB	CS	E
2008	Danville	.272	65	243	42	66	11	6	3	33	0	5	10	11	57	13	1	3
2009	Rome	.130	17	46	5	6	0	1	1	5	2	0	1	2	14	3	1	2
	Danville	.293	62	249	40	73	16	5	0	24	3	3	8	12	39	24	4	1
2010	Rome	.222	38	126	20	28	4	1	1	11	6	1	6	8	27	16	4	0
	Myrtle Beach	.253	76	233	36	59	9	4	3	21	7	3	7	17	62	11	8	1
	Mississippi	.360	7	25	5	9	2	1	0	3	0	0	2	2	3	3	0	0
Minor Totals		.261	265	922	148	241	42	18	8	97	18	12	34	52	201	70	18	7

WEAVER, Matthew (Matt)

INF

Bats: R **Throws:** R **Height:** 6-0 **Weight:** 175
Born: 1/27/90 in Brown Mills, NJ **Resides:** Brown Mills, NJ
School: Burlington CC (NJ)
Obtained: Selected by the Braves in the ninth round of the 2009 June free agent draft.
Signed By: Kevin Barry

2010 Review: Spent the entire 2010 campaign with Rome (A)...Hit .343 (49-for-143) with 11 doubles, one triple, two home runs and 20 RBI after the All-Star break...Was named the organization's August Player of the Month for Rome (.377, 6 2B, 1 HR 12 RBI)...**2009:** Began first professional season with Gulf Coast League Braves and played in 11 games before promotion to Danville (R)...With the two clubs, batted .265 (35-for-132) with five 2B, one 3B, one HR and 18 RBI.

Year	Club	AVG	G	AB	R	H	2B	3B	HR	RBI	SH	SF	HP	BB	SO	SB	CS	E
2009	GCL Braves	.136	11	22	4	3	0	1	0	2	0	0	1	1	6	1	0	1
	Danville	.291	35	110	11	32	5	0	1	16	3	2	2	4	27	4	6	9
2010	Rome	.267	100	345	27	92	20	3	2	37	8	2	4	19	86	4	9	1
Minor Totals		.266	146	477	42	127	25	4	3	55	11	4	7	24	119	9	15	11

WEBER, James Ryan (Ryan)**RHP****Bats:** R**Throws:** R**Height:** 6-0**Weight:** 170**Born:** 8/12/90 in St. Petersburg, FL**Resides:** St. Petersburg, FL**School:** St. Petersburg College**Obtained:** Selected by the Braves in the 22nd round of the 2009 June free agent draft.**Signed By:** Buddy Hernandez

2010 Review: Promoted to Rome (A) after going 3-2 with a 2.81 ERA at Danville (R)...Went 2-1 with a 3.52 ERA (12 ER/30.2 IP) in 5 starts in August...Collected his first professional win on 6/23 at PRN when he struck out six in 6.0 scoreless innings.

Year	Club	W-L	ERA	G	GS	CG	SHO	SV	IP	H	R	ER	HR	HB	BB	SO	WP	BK
2009	GCL Braves	0-0	1.74	7	0	0	0	2	10.1	8	2	2	0	0	0	13	0	0
2010	Danville	3-2	2.81	8	6	0	0	0	41.2	32	14	13	4	3	3	36	1	0
	Rome	2-5	5.13	18	6	0	0	0	59.2	74	45	34	5	2	14	39	2	0
Minor Totals		5-7	3.95	33	12	0	0	2	111.2	114	61	49	9	5	17	88	3	0

WHITMER, Jace Edward**C****Bats:** R**Throws:** R**Height:** 6-4**Weight:** 230**Born:** 12/18/87 in Powder Springs, GA**Resides:** Powder Springs, GA**School:** Kennesaw State University (GA)**Obtained:** Selected by the Braves in the 17th round of the 2009 June free agent draft.**Signed By:** Brian Bridges

2010 Review: Spent time with Danville (R) and Rome (A)...Hit a combined .275 with 14 doubles, one triple, three home runs, and 28 RBI at the two stops...**2009:** Played for three different levels in first professional season...Hit a combined .209 (28-for-134) with five doubles, one triple and seven RBI between the three stops...Recorded four-hit game with Danville (R), 7/16 vs. ELZ.

Year	Club	AVG	G	AB	R	H	2B	3B	HR	RBI	SH	SF	HP	BB	SO	SB	CS	E
2009	Danville	.242	25	95	8	23	4	0	0	5	0	1	3	4	28	1	0	2
	GCL Braves	.156	10	32	3	5	1	1	0	2	0	1	0	2	9	0	0	0
	Myrtle Beach	.000	2	7	0	0	0	0	0	0	0	0	0	0	3	0	0	2
2010	Danville	.278	22	72	7	20	4	0	1	11	1	2	5	6	9	0	1	0
	Rome	.273	43	150	16	41	10	1	2	17	1	0	4	5	23	1	0	7
Minor Totals		.250	102	356	34	89	19	2	3	35	2	4	12	17	72	2	1	11

WILEY, Keenan Lee**OF****Bats:** L**Throws:** L**Height:** 6-0**Weight:** 175**Born:** 4/27/87 in Richmond, KY**Resides:** Richmond, KY**School:** University of Kentucky**Obtained:** Signed by the Braves as a non-drafted free agent on August 6, 2010.**Signed By:** Bill Bliss

Year	Club	AVG	G	AB	R	H	2B	3B	HR	RBI	SH	SF	HP	BB	SO	SB	CS	E
2010	Danville	.328	20	67	7	22	4	0	0	7	1	0	2	4	9	3	3	1

WILSON, Andrew Owens**RHP****Bats:** R**Throws:** R**Height:** 6-2**Weight:** 180**Born:** 7/30/87 in Chapel Hill, NC**Resides:** Cary, NC**School:** Liberty University (VA)**Obtained:** Signed by the Braves as a non-drafted free agent on June 12, 2009.**Signed By:** Billy Best

2010 Review: Appeared in 24 games with Rome (A) before being promoted to Myrtle Beach (High-A) for the final six games...Posted a 2.92 ERA (17 ER/51.2 IP) between both stops.

Year	Club	W-L	ERA	G	GS	CG	SHO	SV	IP	H	R	ER	HR	HB	BB	SO	WP	BK
2009	GCL Braves	2-3	4.82	12	0	0	0	2	18.2	19	10	10	1	2	8	22	2	0
	Rome	0-0	0.00	2	0	0	0	0	3.0	1	0	0	0	0	0	3	0	0
2010	Rome	0-0	2.61	24	0	0	0	1	41.1	33	12	12	1	3	16	29	1	0
	Myrtle Beach	0-0	4.09	6	0	0	0	0	11.0	8	6	5	1	0	6	7	0	0
Minor Totals		2-3	3.28	44	0	0	0	3	74.0	61	28	27	3	5	30	61	3	0

WINNIE, Daniel Nicholas**RHP****Bats:** R**Throws:** R**Height:** 6-4**Weight:** 215**Born:** 3/28/90 in Danville, PA**Resides:** Danville, PA**School:** Lackawanna College (PA)**Obtained:** Selected by the Braves in the 16th round of the 2010 June free agent draft.**Signed By:** Gene Kerns

Year Club	W-L	ERA	G	GS	CG	SHO	SV	IP	H	R	ER	HR	HB	BB	SO	WP	BK
2010 GCL Braves	4-2	5.79	14	10	0	0	0	42.0	52	32	27	4	2	15	35	5	1
Danville	0-0	0.00	1	0	0	0	0	2.0	1	0	0	0	0	0	1	0	0
Minor Totals	4-2	5.52	15	10	0	0	0	44.0	53	32	27	4	2	15	36	5	1

YAMARIN, Yoshinoir**RHP****Bats:** R**Throws:** R**Height:** 6-2**Weight:** 190**Born:** 4/15/90 in Sumoto, Hyogo, Japan**Resides:** Sumoto, Hyogo, Japan**School:** Nissei Gakuen HS**Obtained:** Signed by the Braves as a non-drafted free agent on January 26, 2009.**Signed By:** Hirotsuki Oya

Year Club	W-L	ERA	G	GS	CG	SHO	SV	IP	H	R	ER	HR	HB	BB	SO	WP	BK
2009 ASL Braves	1-0	1.00	8	0	0	0	0	18.0	6	3	2	0	0	10	28	0	0
2010 GCL Braves	2-2	5.65	15	1	0	0	0	28.2	35	19	18	0	2	13	27	0	0
Minor Totals	3-2	4.48	23	1	0	0	0	40.2	41	22	20	0	2	23	55	0	0

**2010 Braves Organizational Awards**

BravesTM Everywhere

News, Stats, Scores

Get all the info you need to stay on top of the Braves in 2011.

Tickets

Find season ticket packages, single games, promos, giveaways and more.

Shop

Buy your favorite Braves gear and collectibles at the Official online Shop.



Watch Online

Catch Braves games online LIVE or on demand with a subscription to MLB.TV[®] or MLB.TV Premium (blackout restrictions apply).

Mobile

Follow all the action with real-time scores, LIVE audio, in-game highlights and more on your smart phone with MLB.com At Bat[™] 2011, available for various mobile devices and on your PC.

braves.comTM



Braves shop

MLB.TV

MLB.com

MLB.com/mobile



At Bat

bravesbeisbol.com

2010 SEASON IN REVIEW



2010 Final Standings

N.L. EAST

	W	L	PCT.	GB
Philadelphia*	97	65	.599	---
Atlanta+	91	71	.562	6.0
Florida	80	82	.494	17.0
New York	79	83	.499	18.0
Washington	69	93	.426	28.0

N.L. CENTRAL

	W	L	PCT.	GB
Cincinnati*	91	71	.562	---
St. Louis	86	76	.531	5.0
Milwaukee	77	85	.475	14.0
Houston	76	86	.469	15.0
Chicago	75	87	.463	16.0
Pittsburgh	57	105	.34.0	34.0

N.L. WEST

	W	L	PCT.	GB
San Francisco*	92	70	.568	---
San Diego	90	72	.556	2.0
Colorado	83	79	.512	9.0
Los Angeles	80	82	.494	12.0
Arizona	65	97	.401	27.0

A.L. EAST

	W	L	PCT.	GB
Tampa Bay*	96	66	.593	---
New York+	95	67	.586	1.0
Boston	89	73	.549	7.0
Toronto	85	77	.525	11.0
Baltimore	66	96	.407	30.0

A.L. CENTRAL

	W	L	PCT.	GB
Minnesota*	94	68	.580	---
Chicago	88	74	.543	6.0
Detroit	81	81	.500	13.0
Cleveland	69	93	.426	25.0
Kansas City	67	95	.414	27.0

A.L. WEST

	W	L	PCT.	GB
Texas*	90	72	.556	---
Oakland	81	81	.500	9.0
Los Angeles	80	82	.494	10.0
Seattle	61	101	.377	29.0

* Division winner + Wild Card winner

2010 Braves vs. Opponents

N.L. EAST

	Home		Road		Totals	
	W	L	W	L	W	L
Florida	7	2	4	5	11	7
New York	6	3	5	4	11	7
Philadelphia	5	4	3	6	8	10
Washington	5	4	3	6	8	10
TOTALS	23	13	15	21	38	34

N.L. CENTRAL

	Home		Road		Totals	
	W	L	W	L	W	L
Chicago	2	1	2	1	4	2
Cincinnati	2	0	1	2	3	2
Houston	3	0	2	1	5	1
Milwaukee	2	2	3	0	5	2
Pittsburgh	3	0	3	3	6	3
St. Louis	2	2	0	4	2	6
TOTALS	14	5	11	11	25	16

N.L. WEST

	Home		Road		Totals	
	W	L	W	L	W	L
Arizona	2	1	2	2	4	3
Colorado	2	1	0	3	2	4
Los Angeles	3	1	2	2	5	3
San Diego	2	1	2	1	4	2
San Francisco	3	1	1	2	4	3
TOTALS	12	5	7	10	19	15

OVERALL VS. NL 49 23 33 42 82 65

A.L. EAST

	Home		Road		Totals	
	W	L	W	L	W	L
Chicago	0	0	0	3	0	3
Detroit	2	1	0	0	2	1
Kansas City	3	0	0	0	3	0
Minnesota	0	0	2	1	2	1
Tampa Bay	2	1	0	0	2	1
TOTALS	7	2	2	4	9	6

OVERALL TOTALS 56 25 35 46 91 71

2010 Braves Day-By-Day

Date	Opp.	H/R D/N	Time/ Result	Winner-Loser-Save	Att.	W-L	Pos.	GA GB
4/5	CHI	H-D	W, 16-5	Lowe-Zambrano-None	53,081*	1-0	T1	--
4/6	OPEN DATE						T1	--
4/7	CHI	H-N	W, 3-2	Moylan-Grabow-Wagner	36,170	2-0	T1	--
4/8	CHI	H-N	L, 2-0	Wells-Hanson-Marmol	27,443	2-1	T1	--
4/9	at SF	R-D	L, 5-4 (13)	Affeldt-Medlen-None	42,940*	2-2	T2	-1.0
4/10	at SF	R-N	W, 7-2	Lowe-Wellemeyer-None	42,985*	3-2	T2	-1.0
4/11	at SF	R-D	L, 6-3	Lincecum-Kawakami-Affeldt	38,062	3-3	T3	-2.0
4/12	at SD	R-D	L, 17-2	Correia-Jurrjens-None	42,843*	3-4	T2	-3.0
4/13	OPEN DATE					3-4	T3	-3.0
4/14	at SD	R-N	W, 6-1	Hanson-Richard-None	24,969	4-4	3	-3.0
4/15	at SD	R-D	W, 6-2	Hudson-Latos-None	16,356	5-4	3	-2.0
4/16	COL	H-N	W, 9-5	Lowe-Hammel-None	27,692	6-4	2	-2.0
4/17	COL	H-N	L, 4-0	JIMENEZ-Kawakami-None	36,602	6-5	T3	-2.0
4/18	COL	H-D	W, 4-3	O'Flaherty-Morales-None	26,546	7-5	3	-1.0
4/19	OPEN DATE					7-5	3	-1.0
4/20	PHI	H-N	W, 4-3 (10)	Wagner-Contreras-None	18,032	8-5	T1	--
4/21	PHI	H-N	L, 2-0	HALLADAY-Hudson-None	21,171	8-6	2	-1.0
4/22	PHI	H-N	L, 8-3	Moyer-Lowe-None	22,476	8-7	3	-2.0
4/23	at NYM	R-N	L, 5-2	Takahashi-Kawakami-Rodriguez	32,265	8-8	4	-2.0
4/24	at NYM	R-D	L, 3-1	Acosta-Jurrjens-Rodriguez	36,547	8--9	5	-3.0
4/25	at NYM	R-N	L, 1-0 (6)	Pelfrey-Hanson-None	27,623	8-10	5	-3.0
4/26	at STL	R-N	L, 4-3	Reyes-Saito-Franklin	35,257	8-11	5	-3.0
4/27	at STL	R-N	L, 5-4	Carpenter-Lowe-Motte	35,587	8-12	5	-3.5
4/28	at STL	R-N	L, 6-0	Garcia-Kawakami-None	35,693	8-13	5	-4.5
4/29	at STL	R-D	L, 10-4	Wainwright-Jurrjens-None	39,561	8-14	5	-5.0
4/30	HOU	H-N	W, 4-2	Hanson-Myers-Wagner	30,082	9-14	5	-5.0
APRIL TOTALS			299,295 in 10 dates (29,930 average)			9-14		
5/1	HOU	H-D	W, 10-1	Hudson-Rodriguez-None	27,035	10-14	5	-4.0
5/2	HOU	H-D	W, 7-1	Lowe-Norris-None	25,665	11-14	5	-3.5
5/3	OPEN DATE					11-14	5	-3.0
5/4	at WSH	R-N	L, 6-3	Hernandez-Kawakami-Capps	17,098	11-15	5	-4.0
5/5	at WSH	R-N	W, 7-6 (10)	Medlen-Capps-Wagner	15,616	12-15	5	-4.0
5/6	at WSH	R-N	L, 3-2	Clippard-O'Flaherty-None	17,131	12-16	5	-5.0
5/7	at PHI	R-N	L, 7-0	MOYER-Lowe-None	45,349*	12-17	5	-6.0
5/8	at PHI	R-D	W, 4-1	O'Flaherty-Blanton-Wagner	45,395*	13-17	5	-5.0
5/9	at PHI	R-D	L, 5-3	Hamels-O'Flaherty-Lidge	45,193*	13-18	5	-6.0
5/10	at MIL	R-N	W, 8-2	Hanson-Davis-None	24,365	14-18	5	-6.0
5/11	at MIL	R-N	W, 11-3	Hudson-Bush-None	30,678	15-18	5	-5.5
5/12	at MIL	R-D	W, 9-2	Lowe-Parra-None	30,175	16-18	T4	-4.5
5/13	OPEN DATE					16-18	5	-4.5
5/14	ARI	H-N	W, 6-5	Wagner-Qualls-None	30,657	17-18	5	-4.5
5/15	ARI	H-N	L, 11-1	Lopez-Hanson-None	32,718	17-19	5	-5.5
5/16	ARI	H-D	W, 13-1	Hudson-Haren-None	31,758	18-19	4	-5.5
5/17	NYM	H-N	L, 3-2	Pelfrey-Lowe-Rodriguez	21,083	18-20	5	-6.5
5/18	NYM	H-N	W, 3-2	Wagner-Feliciano-None	27,119	19-20	4	-5.5
5/19	CIN	H-N	W, 5-4	Wagner-Masset-None	25,347	20-20	4	-4.5
5/20	CIN	H-D	W, 10-9	Kimbrel-Cordero-None	21,621	21-20	3	-4.5
5/21	at PIT	R-N	W, 7-0	Hudson-Ohlendorf-None	22,470	22-20	2	-4.0
5/22	at PIT	R-N	W, 4-2	Lowe-Morton-Wagner	26,519	23-20	2	-3.5
5/23	at PIT	R-D	L, 3-2 (10)	Dotel-Saito-None	23,045	23-21	2	-3.5
5/24	OPEN DATE					23-21	2	-3.5
5/25	at FLA	R-N	L, 6-4	Sanchez-Kawakami-None	11,434	23-22	3	-3.5
5/26	at FLA	R-N	W, 7-3	Hanson-Badenhop-None	15,238	24-22	2	-2.5
5/27	at FLA	R-N	W, 8-3	Moylan-Nolasco-None	11,381	25-22	2	-1.5
5/28	PIT	H-N	W, 7-3	Lowe-Duke-None	23,442	26-22	2	-1.5
5/29	PIT	H-N	W, 6-3	Medlen-Burres-Wagner	29,132	27-22	2	-1.5

2010 Braves Day-By-Day, Continued

H/R Date	Time/ Opp.	D/N	Result	Winner-Loser-Save	Att.	GA W-L	Pos.	GB
5/30	PIT	H-D	W, 5-2	Saito-Hanrahan-Wagner	31,078	28-22	2	-0.5
5/31	PHI	H-D	W, 9-3	Hanson-Blanton-None	42,543	29-22	1	+0.5
MAY TOTALS					369,201 in 13 dates (28,400 average)	20-8		
6/1	PHI	H-N	W, 7-3	Hudson-Hamels-Wagner	29,731	30-22	1	+1.5
6/2	PHI	H-D	W, 2-1	Lowe-Contreras-Wagner	26,309	31-22	1	+2.5
6/3	at LAD	R-N	W, 4-3	Medlen-Kuroda-Venters	35,333	32-22	1	+3.0
6/4	at LAD	R-N	L, 5-4	Kuo-Kawakami-Broxton	42,459	32-23	1	+2.0
6/5	at LAD	R-N	W, 9-3	Hanson-Billingsley-None	48,207	33-23	1	+2.0
6/6	at LAD	R-D	L, 5-4	Belisario-Chavez-None	37,944	33-24	1	+2.0
6/7	at ARI	R-N	L, 7-4	Haren-Lowe-Qualls	17,731	33-25	1	+2.0
6/8	at ARI	R-N	W, 7-5	Venters-Vasquez-Wagner	17,052	34-25	1	+2.0
6/9	at ARI	R-N	L, 2-1	Heilman-Moylan-Qualls	19,138	34-26	1	+1.5
6/10	at ARI	R-D	W, 11-7	Moylan-Qualls-None	26,969	35-26	1	+2.5
6/11	at MIN	R-N	L, 2-1	Liriano-Hudson-Rauch	39,428*	35-27	1	+1.5
6/12	at MIN	R-N	W, 3-2	Venters-Guerrier-Wagner	40,001*	36-27	1	+1.5
6/13	at MIN	R-D	W, 7-3	Medlen-Slowey-None	39,772*	37-27	1	+1.5
6/14	OPEN DATE					37-27	1	+1.5
6/15	TB	H-N	L, 10-4	Price-Kawakami-None	30,448	37-28	1	+0.5
6/16	TB	H-N	W, 6-2	Hanson-Davis-None	26,807	38-28	1	+0.5
6/17	TB	H-N	W, 3-1	Hudson-Shields-Wagner	30,427	39-28	1	+0.5
6/18	KC	H-N	W, 6-4	Lowe-Bannister-Wagner	29,808	40-28	1	+0.5
6/19	KC	H-N	W, 5-4	Wagner-Tejeda-None	39,109	41-28	1	+1.5
6/20	KC	H-D	W, 8-5	Kimbrel-Wood-Wagner	30,072	42-28	1	+2.5
6/21	OPEN DATE					42-28	1	+2.5
6/22	at CWS	R-N	L, 9-6	Danks-Hanson-Jenks	28,773	42-29	1	+1.5
6/23	at CWS	R-N	L, 4-2	Buehrle-Hudson-Jenks	27,561	42-30	1	+0.5
6/24	at CWS	R-D	L, 2-0	Putz-Saito-Jenks	31,076	42-31	1	+0.5
6/25	DET	H-N	W, 3-1	Medlen-Oliver-Wagner	36,634	43-31	1	+0.5
6/26	DET	H-D	W, 4-3	Kawakami-Zumaya-Moylan	39,184	44-31	1	+1.5
6/27	DET	H-D	L, 10-4	Verlander-Hanson-None	26,034	44-32	1	+0.5
6/28	WSH	H-N	W, 5-0	Hudson-Strasburg-None	42,889	45-32	1	+1.5
6/29	WSH	H-N	L, 7-2	Stammen-Lowe-None	19,045	45-33	1	+1.5
6/30	WSH	H-N	W, 4-1	Jurrjens-Martin-Wagner	20,091	46-33	1	+2.0
JUNE TOTALS					426,588 in 14 dates (30,471 average)	17-11		
7/1	OPEN DATE					46-33	1	+2.0
7/2	FLA	H-N	W, 4-3 (11)	Venters-Nunez-None	34,332	47-33	1	+2.0
7/3	FLA	H-D	W, 4-1	Hanson-Sanchez-Wagner	30,148	48-33	1	+3.0
7/4	FLA	H-N	L, 3-2	Nolasco-Hudson-Nunez	44,163	48-34	1	+2.0
7/5	at PHI	R-N	L, 3-1	HALLADAY-Lowe-None	45,404	48-35	1	+2.0
7/6	at PHI	R-N	W, 6-3 (11)	Chavez-Herndon-Wagner	44,715	49-35	1	+2.0
7/7	at PHI	R-N	W, 7-5	Medlen-Moyer-Wagner	44,282	50-35	1	+3.0
7/8	OPEN DATE					50-35	1	+3.0
7/9	at NYM	R-N	W, 4-2	O'Flaherty-Dickey-Wagner	36,356	51-35	1	+4.0
7/10	at NYM	R-D	W, 4-0	Hudson-Pelfrey-None	37,793	52-35	1	+5.0
7/11	at NYM	R-D	L, 3-0	Santana-Lowe-Rodriguez	36,402	52-36	1	+4.0
7/12-14	ALL-STAR BREAK						1	+4.0
7/15	MIL	H-N	W, 2-1	Jurrjens-Bush-Wagner	35,057	53-36	1	+5.0
7/16	MIL	H-N	L, 9-3	Wolf-Hanson-None	37,014	53-37	1	+5.0
7/17	MIL	H-N	L, 6-3	Narveson-Hudson-Axford	48,174*	53-38	1	+4.5
7/18	MIL	H-D	W, 11-6	Lowe-Parra-None	24,732	54-38	1	+5.0
7/19	OPEN DATE					54-38	1	+5.5
7/20	SD	H-N	W, 4-1	Jurrjens-LeBlanc-Wagner	30,621	55-38	1	+6.5
7/21	SD	H-N	L, 6-4 (12)	Stauffer-Medlen-Bell	30,039	55-39	1	+6.5
7/22	SD	H-D	W, 8-0	Hudson-Richard-None	26,450	56-39	1	+7.0
7/23	at FLA	R-N	L, 7-6	Veras-Wagner-None	19,204	56-40	1	+6.0
7/24	at FLA	R-N	W, 10-5	Chavez-Marinez-None	30,245	57-40	1	+6.0

2010 Braves Day-By-Day, Continued

H/R	Time/ Date	Opp.	D/N	Result	Winner-Loser-Save	Att.	GA W-L	Pos.	GB
7/25	at FLA	R-D	L, 5-4 (11)	Sosa-Chavez-None	17,321	57-41	1	+5.0	
7/26	OPEN DATE					57-41	1	+4.5	
7/27	at WSH	R-N	L, 3-0	Batista-Hanson-Capps	40,043*	57-42	1	+3.5	
7/28	at WSH	R-N	W, 3-1	Hudson-Hernandez-Wagner	24,263	58-42	1	+3.5	
7/29	at WSH	R-D	L, 5-3	Olsen-Lowe-Capps	30,263	58-43	1	+2.5	
7/30	at CIN	R-N	W, 6-4 (10)	Chavez-Cordero-Wagner	40,373*	59-43	1	+3.5	
7/31	at CIN	R-D	L, 5-2	Arroyo-Jurrjens-Cordero	41,611*	59-44	1	+3.5	
JULY TOTALS					340,733 in 10 dates (34,073 average)	13-11			
8/1	at CIN	R-D	L, 2-1	Volquez-Hanson-Cordero	40,871*	59-45	1	+2.5	
8/2	NYM	H-N	W, 4-1	Hudson-Santana-Wagner	33,030	60-45	1	+3.0	
8/3	NYM	H-N	L, 3-2	Acosta-Wagner-Rodriguez	26,578	60-46	1	+2.0	
8/4	NYM	H-N	W, 8-3	Dunn-Pelfrey-None	28,536	61-46	1	+2.0	
8/5	SF	H-N	W, 3-2	Jurrjens-Lincecum-Wagner	24,538	62-46	1	+2.0	
8/6	SF	H-N	L, 3-2 (11)	Lopez-Moylan-Wilson	42,178	62-47	1	+1.0	
8/7	SF	H-N	W, 3-0	Hudson-Cain-Wagner	47,305	63-47	1	+2.0	
8/8	SF	H-D	W, 6-3	Lowe-Sanchez-Saito	33,865	64-47	1	+2.0	
8/9	at HOU	R-N	L, 10-4	Byrdak-Farnsworth-None	34,684	64-48	1	+1.5	
8/10	at HOU	R-N	W, 4-2	Venters-Lindstrom-Wagner	34,155	65-48	1	+2.5	
8/11	at HOU	R-D	W, 8-2	Wagner-Lyon-None	31,352	66-48	1	+2.5	
8/12	OPEN DATE					66-48	1	+2.0	
8/13	LAD	H-N	W, 1-0	Hudson-Kuroda-Wagner	38,602	67-48	1	+3.0	
8/14	LAD	H-N	L, 2-1	Lilly-Lowe-Kuo	49,267	67-49	1	+2.0	
8/15	LAD	H-D	W, 13-1	Jurrjens-Padilla-None	28,015	68-49	1	+2.0	
8/16	LAD	H-N	W, 4-3	Moylan-Kuo-None	20,414	69-49	1	+2.5	
8/17	WSH	H-N	W, 10-2	Minor-Olsen-None	16,911	70-49	1	+2.5	
8/18	WSH	H-N	W, 3-2	Wagner-Burnett-None	18,105	71-49	1	+2.5	
8/19	WSH	H-D	L, 6-2	Lannan-Lowe-None	15,593	71-50	1	+2.5	
8/20	at CHI	R-D	W, 5-3	Moylan-Marmol-Wagner	39,345	72-50	1	+2.5	
8/21	at CHI	R-D	L, 5-4	Gorzelanny-Hanson-None	41,099	72-51	1	+2.5	
8/22	at CHI	R-D	W, 16-5	Minor-Wells-None	37,518	73-51	1	+2.5	
8/23	at COL	R-N	L, 5-4	Betancourt-Venters-Street	34,172	73-52	1	+2.5	
8/24	at COL	R-N	L, 5-2	De La Rosa-Lowe-Street	34,485	73-53	1	+2.5	
8/25	at COL	R-D	L, 12-10	Belisle-Venters-None	27,675	73-54	1	+2.5	
8/26	OPEN DATE					73-54	1	+3.0	
8/27	FLA	H-N	L, 7-1	Volstad-Hanson-None	29,722	73-55	1	+2.0	
8/28	FLA	H-N	W, 12-3	Hudson-Nolasco-None	43,846	74-55	1	+2.0	
8/29	FLA	H-D	W, 7-6	Saito-Nunez-None	38,170	75-55	1	+2.0	
8/30	NYM	H-N	W, 9-3	Jurrjens-Misch-None	18,842	76-55	1	+3.0	
8/31	NYM	H-N	W, 9-2	Minor-Niese-None	18,430	77-55	1	+3.0	
AUGUST TOTALS					542,315 in 18 dates (30,129 average)	18-11			
9/1	NYM	H-N	W, 4-1	Hanson-Pelfrey-Wagner	19,938	78-55	1	+3.0	
9/2	NYM	H-N	L, 4-2	Santana-Hudson-Takahashi	24,895	78-56	1	+2.0	
9/3	at FLA	R-N	L, 6-1	Miller-Kawakami-None	19,226	78-57	1	+1.0	
9/4	at FLA	R-N	W, 2-0	Jurrjens-Johnson-Wagner	23,912	79-57	1	+1.0	
9/5	at FLA	R-N	L, 7-6 (10)	Badenhop-O'Flaherty-None	19,504	79-58	1	+1.0	
9/6	at PIT	R-D	L, 3-1	Burres-Hanson-Hanrahan	15,330	79-59	1	+0.5	
9/7	at PIT	R-N	L, 5-0	McDonald-Hudson-None	11,070	79-60	2	-0.5	
9/8	at PIT	R-N	W, 9-3	Lowe-Duke-None	13,113	80-60	2	-0.5	
9/9	STL	H-N	L, 11-4	Wainwright-Jurrjens-None	20,776	80-61	2	-1.0	
9/10	STL	H-N	W, 8-6	Moylan-Carpenter-Wagner	40,656	81-61	2	-1.0	
9/11	STL	H-D	W, 6-3 (12)	Kimbrel-Boggs-None	51,078*	82-61	T1	--	
9/12	STL	H-N	L, 7-3	Lohse-Hudson-None	27,156	82-62	2	-1.0	
9/13	WSH	H-N	W, 4-0	Lowe-Maya-None	18,647	83-62	2	-1.0	
9/14	WSH	H-N	L, 6-0	Hernandez-Jurrjens-None	26,954	83-63	2	-2.0	
9/15	WSH	H-D	L, 4-2	Lannan-Minor-Storen	19,237	83-64	2	-3.0	
9/16	OPEN DATE					83-64	2	-3.0	

2010 Braves Day-By-Day, Continued

H/R	Time/					GA		
Date	Opp.	D/N	Result	Winner-Loser-Save	Att.	W-L	Pos.	GB
9/17	at NYM	R-N	W, 6-4	Hanson-Niese-Wagner	28,002	84-64	2	-3.0
9/18	at NYM	R-D	W, 4-2	Hudson-Gee-Wagner	33,051	85-64	2	-3.0
9/19	at NYM	R-D	W, 6-3	Lowe-Dickey-Kimbrel	33,612	86-64	2	-3.0
9/20	at PHI	R-N	L, 3-1	Hamels-Beachy-Lidge	45,256*	86-65	2	-4.0
9/21	at PHI	R-N	L, 5-3	Halladay-Minor-Lidge	45,264*	86-66	2	-5.0
9/22	at PHI	R-N	L, 1-0	Madson-Venters-Lidge	45,310*	86-67	2	-6.0
9/23	OPEN DATE					86-67	2	-6.0
9/24	at WSH	R-N	L, 8-3	Zimmermann-Hudson-None	22,515	86-68	2	-7.0
9/25	at WSH	R-D	W, 5-0	Lowe-Maya-None	23,824	87-68	2	-6.0
9/26	at WSH	R-D	L, 4-2	Burnett-Farnsworth-Storen	21,625	87-69	2	-6.0
9/27	FLA	H-N	W, 2-1 (11)	Dunn-Veras-None	26,338	88-69	2	-6.0
9/28	FLA	H-N	W, 3-2	Kimbrel-Sanchez-Wagner	36,155	89-69	2	-5.0
9/29	FLA	H-D	W, 5-1	Lowe-Miller-None	36,390	90-69	2	-5.0
9/30	OPEN DATE					90-69	2	-5.0
10/1	PHI	H-N	L, 11-5	Kendrick-Beachy-None	51,139*	90-70	2	-6.0
10/2	PHI	H-D	L, 7-0	Bastardo-Venters-None	54,296*	90-71	2	-7.0
10/3	PHI	H-D	W, 8-7	Hudson-Baez-Wagner	52,613*	91-71	2	-6.0
SEPT/OCT TOTALS				506,268 in 15 dates (33,751 average)		14-16		
SEASON TOTALS				2,510,119 in 81 dates (30,989 average)		91-71	2	-6.0

Note: Pitcher's complete games shown in CAPS; extra innings in parentheses; *sellout

Braves By Day & Month					
Day	Home	Road	Month	Home	Road
Monday	8-1	1-8	April (9-14)	6-4	3-10
Tuesday	7-4	4-8	May (20-8)	11-2	9-6
Wednesday	9-3	8-5	June (17-11)	11-3	6-8
Thursday	5-5	4-4	July (13-11)	6-4	7-7
Friday	9-4	5-8	August (18-11)	14-5	4-6
Saturday	8-5	10-3	Sept/Oct. (13-16)	8-7	6-9
Sunday	10-2	3-11	Total	56-25	35-46
Total	56-25	35-46			

Braves By Series				
Series Type	Home Won-Lost-Split	Road Won-Lost-Split	Braves Sweeps	Opponent Sweeps
2-Game	1-0-1	0-0-0	1	0
3-Game	16-3-0	11-13-0	7	4
4-Game	3-0-2	0-1-2	0	1
Doubleheaders	---	---	---	---
Series Totals	20-3-3	11-14-2	8	5

2010 Braves Record Breakdown

Braves Score First	.58-24	Opponent Scores First	.33-47
Shutout games	.9-13	Score in 1 inning	.10-17
Score in 2 different innings	.25-27	Score in 3 different innings	.28-12
Score in 4 different innings	.20-3	Score in 5+ innings	.8-0
Leading after 6 innings	.63-9	Leading after 7 innings	.73-4
Tied after 6 innings	.17-9	Tied after 7 innings	.12-7
Trailing after 6 innings	.11-53	Trailing after 7 innings	.6-59
Leading after 8 innings	.73-3	Score 2 or Fewer Runs	.5-40
Tied after 8 innings	.11-6	Score 3 Runs	.10-11
Trailing after 8 innings	.7-61	Score 4 or More Runs	.76-20
First Game of Series	.28-25	Last Game of Series	.27-25
First Game of Homestand	.10-3	Last Game of Homestand	.7-6
First Game of Road trip	.4-8	Last Game of Road trip	.6-7
Following an Off Day	.10-8	1-Run Decisions	.23-22
Final At-Bat Decisions	.25-12	2-Run Decisions	.16-17
In Errorless Games	.50-31	3-Run Decisions	.14-10
With a Homer	.66-28	Allow a Homer	.36-50
With no Homers	.25-43	Allow no Homers	.55-21

2010 Weather Delays

Date	Opponent	Time (length of delay)	Result
4/10	Washington	Top of the fourth inning (2:02)	W, 6-5 (10)
4/11	at San Francisco	Start of game (4:09)	L, 6-3
4/25	at New York	Top of sixth inning (1:38)*	L, 1-0
5/22	at Pittsburgh	Start of game (1:32)	W, 4-2
5/25	at Florida	Start of game (0:21)	W, 7-3
5/27	at Florida	Top of fifth inning (1:17)	W, 8-3
5/28	Pittsburgh	Start of game (1:21)	W, 7-3
		Top of ninth inning, one out (1:10)	
5/29	Pittsburgh	Top of ninth inning (0:24)	W, 6-3
6/1	Philadelphia	Bottom of first inning, two out (1:04)	W, 7-3
6/15	Tampa Bay	Start of game (2:20)	L, 10-4
6/17	Tampa Bay	Start of game (0:25)	W, 3-1
6/23	at Chicago (AL)	Start of game (1:49)	L, 4-2
7/18	Milwaukee	Start of game (0:35)	W, 11-6
7/23	at Florida	Top of ninth inning, one out (0:13)	L, 7-6
7/29	at Washington	Middle of the sixth inning (1:32)	L, 5-3
8/6	San Francisco	Start of game (1:30)	L, 3-2 (11)
9/5	at Florida	Bottom of fifth inning, none out (0:23)	L, 7-6 (10)
9/7	at Pittsburgh	Top of ninth inning (0:43)	L, 5-0
9/27	Florida	Start of game (1:06)	W, 2-1

Coldest gametime temperature: 50 degrees, 4/11 at San Francisco

Warmest gametime temperature: 99 degrees, 7/6 at Philadelphia

* Following a 1:38 rain delay, the game was called in the top of the sixth inning.

Braves Who Made Their Major League Debut In 2010

Date	Player	Opponent	Stats
4/5	Jason Heyward	Chicago-NL	2-for-5, 1 HR and 4 RBI. Homered in his first career plate appearance, making him the sixth player in Atlanta history and the 11th in franchise history to hit a home run in his MLB debut. Also became the youngest player (20) to hit a home run in his first Major League at-bat since Cincinnati's Ted Tappe, then 19, did it in 1950.
4/17	Jonny Venters	Colorado	3.0, 1 H, 1 BB, 2 K (relief)
5/7	Craig Kimbrel	at Philadelphia	1.0 IP, 1 H, 2 K (relief)
8/9	Mike Minor	at Houston	ND: 6.0 IP, 5 H, 4 R, 3 ER, 1 BB, 5 K, 1 HB, 94 pitches
9/1	Freddie Freeman	New York-NL	0-3 (1 K)
9/20	Brandon Beachy	at Philadelphia	L (3-1), 4.1 IP, 4 H, 3 R, 1 ER, 3 BB, 1 K, 82 pitches
10/1	J.C. Boscan	Philadelphia	0-0, walk, run scored

2010 Braves Ejections

Date	Opponent	Player/Coach	Umpire (base)
4/9	at San Francisco	Bobby Cox	Bob Davidson (1B)
5/18	vs. New York-NL	Bobby Cox	Ron Kulpa (1B)
7/17	vs. Milwaukee	Jonny Venters	Angel Hernandez (HP)
		Bobby Cox	Angel Hernandez (HP)
8/29	vs. Florida	Bobby Cox	Mike Everitt (3B)
9/4	at Florida	Chipper Jones (DL)	Doug Eddings (HP)
9/10	vs. St. Louis	Terry Pendleton	Jim Reynolds (1B)
9/17	at New York-NL	Bobby Cox	Bill Hohn (HP)

2010 Disabled List

Player	Pos.	Injury	15/60 Day DL	Date On DL	Date Off DL	Games Missed
Brandon Hicks	INF	Right index finger fracture	60-day	9/20	---	12
Chipper Jones	3B	Left knee anterior cruciate ligament tear	15-day	8/11	---	48
Kris Medlen	RHP	Right elbow ulnar collateral ligament strain	60-day	8/5	---	54
Troy Glaus	1B	Left knee inflammation	15-day	8/18	9/2	14
Eric O'Flaherty	LHP	Viral infection	15-day	7/10	8/20	34
Martin Prado	INF	Fracture in the "PIP" joint of right pinky finger	15-day	7/31	8/17	16
Chris Resop	RHP	Left oblique strain	15-day	6/16	8/4	41
Brent Clevlen	OF	Right great toe sprain	15-day	5/24	7/27	54
Nate McLouth	OF	Head contusion	15-day	6/10	7/21	33
Jason Heyward	OF	Deep bone bruise to his left thumb	15-day	6/27	7/15	13
Jair Jurrjens	RHP	Left hamstring strain	15-day	4/30	6/30	56
Matt Diaz	OF	Right thumb infection	15-day	5/15	6/29	42
Diory Hernandez	INF	Left shoulder rehabilitation	60-day	3/26	6/24	72
Takashi Saito	RHP	Left hamstring strain	15-day	6/4	6/22	15
Jordan Schafer	OF	Recovery from left wrist surgery	15-day	3/26	5/17	37
Jo-Jo Reyes	LHP	Right knee hyperextension	15-day	4/13	5/16	29
Yunel Escobar	SS	Left adductor strain	15-day	4/30	5/15	13

2010 Hitting Streaks of 10 or More Games

Player	Dates	Games	Avg. (H-AB)	HR	RBI
Infante	8/11-25	14	.410 (25-for-61)	4	9
Prado	5/27-6/7	12	.386 (22-for-57)	1	7
Infante	7/29-8/9	12	.377 (20-for-53)	1	2
Jones	6/15-28	11	.385 (15-for-39)	2	10
Prado	4/5-16	10	.463 (19-for-41)	1	2
Gonzalez	8/18-28	10	.368 (14-for-38)	1	8
Heyward	9/3-12	10	.359 (14-for-39)	1	3

2010 Braves Transactions

February 23: Opened 2010 spring training camp with 40 roster players and 17 non-roster invitees; Announced the signing of shortstop prospect Edward Salcedo to a free-agent contract.

February 24: Agreed to terms with 11 players on one-year contracts for the 2010 season, including RHP Manny Acosta, RHP Jesse Chavez, RHP Kyle Cofield, RHP Jeff Lyman, RHP Steve Marek, RHP James Parr, RHP Todd Redman, LHP Jo-Jo Reyes, LHP Jonny Venters, C Clint Sammons and OF Gregor Blanco.

March 3: Agreed to terms with RHP pitchers Jair Jurrjens, RHP Kris Medlen, RHP Luis Valdez, LHP Mike Dunn, LHP Lee Hyde, LHP Eric O'Flaherty, LHP Jose Ortega, INF Brooks Conrad, INF Diory Hernandez, INF Martin Prado and OF Jordan Schafer on one-year contracts for the 2010 season; Renewed the contracts of RHP pitcher Tommy Hanson and INF Yunel Escobar.

March 15: Optioned RHP Steve Marek, RHP James Parr, RHP Todd Redmond and LHP Lee Hyde to Gwinnett (AAA); Optioned RHP Juan Abreu, RHP Kyle Cofield and LHP pitcher Jose Ortega to Mississippi (AA); Re-assigned RHP Erik Cordier, RHP Chris Resop, LHP Mike Minor, C Braeden Schiehuber, C Jesus Sucre and OF Cody Johnson to minor league camp.

March 21: Optioned LHP Mike Dunn and RHP Jeff Lyman to Gwinnett (AAA); Re-assigned LHP Mariano Gomez, C Orlando Mercado, OF Brent Clevlen and OF Mitch Jones to minor league camp.

March 27: Optioned RHP Manny Acosta to Gwinnett (AAA).

March 28: Optioned OF Gregor Blanco to Gwinnett (AAA).

April 4: Purchased the contract of OF Jason Heyward and announced that he switched to uniform number 22; Optioned LHP Jonny Venters and C Clint Sammons to Gwinnett (AAA); Re-assigned RHP Craig Kimbrel, RHP Scott Proctor, C J.C. Boscan, 1B Freddie Freeman, INF Brandon Hicks, INF Joe Thurston and OF Matt Young to Gwinnett; Placed INF Diory Hernandez (left shoulder rehabilitation) and OF Jordan Schafer (left wrist rehabilitation) were on the 15-day disabled list, retroactive to March 26.

April 8: Claimed RHP Cristhian Martinez off waivers from the Florida Marlins and optioned him to Gwinnett (AAA).

April 15: Placed LHP Jo-Jo Reyes (right knee) on the 15-day disabled list, retroactive to 4/13; recalled LHP Mike Dunn from Gwinnett (AAA).

April 17: Recalled LHP Jonny Venters from Gwinnett (AAA); optioned LHP Mike Dunn to Gwinnett (AAA).

May 4: Placed SS Yunel Escobar (left adductor) on the 15-day disabled list, retroactive to 4/30; purchased the contract of INF Brandon Hicks from Gwinnett (AAA).

May 5: Placed RHP Jair Jurrjens (left hamstring) on the 15-day disabled list, retroactive to 4/30; purchased the contract of RHP Craig Kimbrel from Gwinnett (AAA).

May 15: Activated SS Yunel Escobar (left adductor) from the 15-day disabled list; optioned INF Brandon Hicks to Gwinnett (AAA). Placed OF Matt Diaz (right thumb infection) on the 15-day disabled list; purchased the contract of OF Brent Clevlen from Gwinnett (AAA). Transferred OF Diory Hernandez to the 60-day disabled list.

May 16: Activated LHP Jo-Jo Reyes from the 15-day disabled list and optioned him to Gwinnett (AAA).

May 17: Activated OF Jordan Schafer from the 15-day disabled list and optioned him to Gwinnett (AAA).

May 19: RHP James Parr cleared waivers and was outrighted to Gwinnett (AAA).

May 20: OF Matt Diaz underwent surgery on his right thumb (infection) in Atlanta performed by Dr. Gary Lourie.

May 21: Optioned RHP Craig Kimbrel to Gwinnett (AAA); recalled RHP Cristhian Martinez from Gwinnett (AAA).

May 25: Placed OF Brent Clevlen on the 15-day disabled list with a right great toe sprain; recalled from Gwinnett (AAA) OF Gregor Blanco.

June 5: Placed RHP Takashi Saito on the 15-day disabled list (retroactive to 6/4) with a left hamstring strain; recalled RHP Craig Kimbrel from Gwinnett (AAA).

June 12: Placed OF Nate McLouth on the 15-day disabled list (retroactive to 6/10) with a head injury he suffered on 6/9 at ARI; recalled INF Brandon Hicks from Gwinnett (AAA).

June 15: Purchased the contract of RHP Chris Resop from Gwinnett (AAA); optioned RHP Jesse Chavez to Gwinnett.

June 16: Placed RHP Chris Resop on the 15-day disabled list with a strained left oblique; recalled RHP Jesse Chavez from Gwinnett (AAA).

June 22: Activated RHP Takashi Saito from the 15-day disabled list; optioned RHP Craig Kimbrel to Gwinnett (AAA).

June 23: C Clint Sammons cleared waivers and was outrighted to Gwinnett (AAA).

June 24: Activated INF Diory Hernandez from the 60-day disabled list and optioned him to Gwinnett (AAA).

June 29: Placed OF Jason Heyward on the 15-day disabled list with a deep bone bruise of his left thumb, retroactive to

June 27: Activated OF Matt Diaz from the 15-day disabled list.

June 30: Activated RHP Jair Jurrjens from the 15-day disabled list; optioned RHP Cristhian Martinez to Gwinnett (AAA).

July 2: RHP Jeff Lyman was claimed off waivers by the Oakland Athletics.

July 9: Sent OF Nate McLouth on an injury rehabilitation assignment to Gwinnett (AAA).

July 14: Acquired SS Alex Gonzalez, left-handed minor-league pitcher Tim Collins and minor-league shortstop Tyler Pastornicky from the Toronto Blue Jays in exchange for shortstop Yunel Escobar and left-handed pitcher Jo-Jo Reyes.

July 15: Placed LHP Eric O'Flaherty on the 15-day disabled list (viral infection), retroactive to July 10; recalled LHP Mike Dunn from Gwinnett (AAA). Activated OF Jason Heyward from the 15-day disabled list; optioned INF Brandon Hicks to Gwinnett (AAA).

July 17: Sent RHP Chris Resop on an injury rehabilitation assignment to Mississippi (AA).

July 20: Manager Bobby Cox served a one-game suspension by Major League Baseball for Jonny Venters' actions on July 17 vs. Milwaukee (hit Prince Fielder with a pitch after both benches were warned).

July 21: Activated OF Nate McLouth off the 15-day disabled list; optioned OF Gregor Blanco to Triple-A Gwinnett. Sent OF Brent Clevlen on a rehabilitation assignment to Rome (A).

July 27: Agreed to terms with C David Ross on a two-year contract extension through 2012. Activated OF Brent Clevlen from the 15-day disabled list; optioned OF Nate McLouth to Gwinnett (AAA).

July 31: Recalled OF Gregor Blanco from Gwinnett (AAA); designated OF Brent Clevlen for assignment. Acquired OF Rick Ankiel, RHP Kyle Farnsworth and cash considerations from the Kansas City Royals in exchange for OF Gregor Blanco, RHP Jesse Chavez and minor league LHP Tim Collins. Acquired OF Wilkin Ramirez from the Detroit Tigers in exchange for a player to be named later and assigned him to Gwinnett (AAA).

2010-11 Braves Transactions

August 2: Placed INF Martin Prado on the 15-day disabled list (fractured right pinky finger), retroactive to July 31; recalled INF Diory Hernandez from Gwinnett (AAA).

August 4: RHP Chris Resop was claimed off waivers by the Pittsburgh Pirates. OF Brent Clevlen cleared waivers and accepted his outright assignment to Gwinnett (AAA).

August 5: Placed RHP Kris Medlen on the 15-day disabled list (ulnar collateral ligament strain); recalled RHP Cristhian Martinez from Gwinnett (AAA).

August 7: Optioned RHP Kenshin Kawakami to Gwinnett (AAA); purchased the contract of LHP Mike Minor from Gwinnett (AAA).

August 12: Placed 3B Chipper Jones on the 15-day disabled list (retroactive to 8/11) with a torn anterior cruciate ligament (ACL) in his left knee; recalled from Gwinnett (AAA) INF Brandon Hicks. Sent LHP Eric O'Flaherty on an injury rehabilitation assignment to Gwinnett (AAA).

August 14: 3B Chipper Jones underwent successful surgery to repair the torn anterior cruciate ligament (ACL) in his left knee; Dr. Marvin Royster performed the procedure in Atlanta.

August 16: Sent INF Martin Prado on an injury rehabilitation assignment to Gwinnett (AAA).

August 17: Activated INF Martin Prado from the 15-day disabled list; optioned INF Brandon Hicks to Gwinnett (AAA).

August 18: Acquired 1B Derrek Lee from the Chicago Cubs in exchange for minor-league pitchers RHP Tyrelle Harris, RHP Robinson Lopez and LHP Jeffrey Lorick. Placed 1B Troy Glaus on the 15-day disabled list (left knee inflammation); recalled INF Brandon Hicks from Gwinnett (AAA). RHP Kris Medlen underwent successful "Tommy John" surgery to repair the torn ulnar collateral ligament in his right elbow; the procedure was performed by Dr. James Andrews in Birmingham, Ala.

August 19: Activated 1B Derrek Lee; optioned INF Brandon Hicks to Gwinnett (AAA).

August 20: Activated LHP Eric O'Flaherty from the 15-day disabled list; optioned LHP Mike Dunn to Gwinnett (AAA).

August 23: Sent INF Troy Glaus on an injury-rehabilitation assignment to Gwinnett (AAA).

August 27: Optioned LHP Mike Minor to the Gulf Coast League; recalled RHP Craig Kimbrel from Gwinnett (AAA).

August 29: Recalled LHP Mike Minor from the Gulf Coast League; optioned RHP Craig Kimbrel to Gwinnett (AAA).

August 30: Recalled RHP Kenshin Kawakami from Gwinnett (AAA); optioned RHP Cristhian Martinez to Gwinnett (AAA).

August 31: Recalled OF Nate McLouth from Gwinnett (AAA); optioned RHP Kenshin Kawakami to Danville (Rookie-Advanced). Recalled 1B Troy Glaus from his injury-rehabilitation assignment at Gwinnett (AAA).

September 1: Recalled LHP Mike Dunn from Gwinnett (AAA), recalled RHP Kenshin Kawakami from Danville (Rookie-Advanced) and purchased the contracts of C J.C. Boscan, 1B Freddie Freeman and RHP Scott Proctor from Gwinnett (AAA). RHP Kris Medlen was transferred to the 60-day disabled list. OF Wilkin Ramirez cleared waivers and was outrighted to Gwinnett (AAA).

September 2: Activated 1B Troy Glaus from the 15-day disabled list.

September 7: Recalled RHP Craig Kimbrel and RHP Cristhian Martinez from Gwinnett (AAA).

September 20: Recalled INF Brandon Hicks from Gwinnett (AAA) and placed him on the 60-day disabled list; purchased the contract of RHP Brandon Beachy.

October 13: Named Fredi Gonzalez as manager and

Carlos Tosca as bench coach. Retained Roger McDowell as pitching coach, Eddie Perez as bullpen coach and Brian Snitker as third base coach; reassigned Terry Pendleton as first base/infielders coach.

October 19: Unconditionally released OF Melky Cabrera and RHP Takashi Saito. RHP Jair Jurrjens underwent successful arthroscopic surgery by Dr. James Andrews in Birmingham, Ala. to repair a lateral meniscus tear in his right knee that he suffered in the bullpen on September 17.

October 29: Named Larry Parrish as hitting coach.

November 2: Agreed to terms with RHP Scott Proctor on a one-year contract for the 2011 season; exercised 2011 contract options on INF Alex Gonzalez and INF Omar Infante. Declined to exercise 2011 options on OF Rick Ankiel and RHP Kyle Farnsworth. Re-instated RHP Jairo Asencio to the 40-man roster.

November 3: Claimed INF/OF Joe Mather off waivers from the St. Louis Cardinals.

November 5: Purchased the contracts of RHP Juan Abreu and RHP Erik Cordier.

November 9: Activated INF Brandon Hicks and RHP Kris Medlen from the 60-day disabled list.

November 12: Outrighted RHP Kenshin Kawakami to Mississippi (AA).

November 16: Acquired INF Dan Uggla from the Florida Marlins in exchange for LHP Mike Dunn and INF Omar Infante.

November 19: Purchased the contracts of RHP Randall Delgado, RHP Cory Gearrin and OF Matt Young.

November 23: Declined to offer salary arbitration to OF Rick Ankiel, RHP Kyle Farnsworth, INF Troy Glaus, INF/OF Eric Hinske and 1B Derrek Lee.

November 29: Signed eight minor-league free agents, with invitations to Major League Camp; C J.C. Boscan, OF Brent Clevlen, OF Wilkin Ramirez, INF Shawn Bowman, C Wilkin Castillo, OF Jose Constanza, INF Ed Lucas and RHP Jay Sborz.

December 2: Signed INF/OF Eric Hinske to a one-year contract for 2011, with a Club option for 2012. Declined to tender a 2011 contract offer to OF Matt Diaz.

December 3: Acquired RHP Scott Linebrink and cash considerations from the Chicago White Sox in exchange for RHP Kyle Cofield.

December 10: Signed LHP George Sherrill to a one-year contract through the 2011 season.

2011 Transactions

January 6: Signed INF Dan Uggla to a five-year contract, though 2015, avoiding arbitration.

January 13: Claimed RHP Anthony Varvaro off waivers from the Seattle Mariners.

January 18: Signed RHP Jair Jurrjens, RHP Peter Moylan, LHP Eric O'Flaherty and INF/OF Martin Prado to one year contracts, through 2011, avoiding arbitration.

January 31: Signed RHP Rodrigo Lopez to a one-year minor league contract through the 2011 season.

2010 Braves Final Statistics

BATTING

BATTER	AVG	G	AB	R	H	TB	2B	3B	HR	RBI	SH-SF	HP	BB-IBB	SO	SB-CS	DP	E
Ankiel	.210	47	119	17	25	39	6	1	2	9	0-0	1	19-2	42	2-1	1	2
Beachy	.200	3	5	1	1	1	0	0	0	0	0-0	0	1-0	0	0-0	0	0
Blanco	.310	36	58	9	18	21	1	1	0	3	0-0	0	8-1	15	1-2	2	1
Boscan	.000	1	0	1	0	0	0	0	0	0	0-0	0	1-0	0	0-0	0	0
Cabrera	.255	147	458	50	117	162	27	3	4	42	5-3	1	42-11	64	7-1	8	4
Chavez	.000	28	1	0	0	0	0	0	0	0	0-0	0	0-0	1	0-0	0	0
Cleven	.250	4	4	2	1	2	1	0	0	0	0-0	0	0-0	1	0-0	1	0
Conrad	.250	103	156	31	39	76	11	1	8	33	4-0	1	16-0	45	5-1	0	8
Diaz	.250	84	224	27	56	98	17	2	7	31	2-1	4	13-3	44	3-1	6	2
Dunn	.000	25	2	1	0	0	0	0	0	0	0-0	0	0-0	1	0-0	0	0
Escobar	.238	75	261	28	62	74	12	0	0	19	2-0	1	37-1	31	5-1	9	9
Freeman	.167	20	24	3	4	8	1	0	1	1	0-0	0	0-0	8	0-0	1	0
Glaus	.240	128	412	52	99	165	18	0	16	71	0-4	4	63-2	100	0-0	16	9
Gonzalez	.240	72	267	27	64	103	17	2	6	38	3-2	6	14-2	53	0-2	7	8
Hanson	.097	34	62	3	6	6	0	0	0	4	8-1	0	2-0	27	0-0	0	3
Hernandez	.111	20	9	5	1	4	0	0	1	1	1-0	0	0-0	4	0-0	0	0
Heyward	.277	142	520	83	144	237	29	5	18	72	0-2	10	91-2	128	11-6	13	6
Hicks	.000	16	5	7	0	0	0	0	0	0	0-0	0	1-0	2	0-0	0	0
Hinske	.256	131	281	38	72	128	21	1	11	51	0-3	3	33-5	75	0-0	4	2
Hudson	.195	35	77	4	15	19	4	0	0	4	8-0	0	0-0	21	0-0	0	3
Infante	.321	134	471	65	151	196	15	3	8	47	4-2	0	29-1	62	7-6	14	16
Jones	.265	95	317	47	84	135	21	0	10	46	0-3	0	61-6	47	5-0	10	10
Jurjens	.128	20	39	2	5	6	1	0	0	2	4-0	1	2-0	14	0-0	1	1
Kawakami	.125	18	24	2	3	4	1	0	0	1	4-0	0	3-0	9	0-0	1	3
Lee	.287	39	129	17	37	60	14	0	3	24	0-1	0	21-0	33	0-0	7	1
Lowe	.151	34	53	6	8	12	4	0	0	3	11-0	0	5-0	14	0-0	1	0
Martinez	.000	18	4	0	0	0	0	0	0	0	0-0	0	0-0	3	0-0	0	0
McCann	.269	143	479	63	129	217	25	0	21	77	0-4	9	74-10	98	5-2	12	14
McLouth	.190	85	242	30	46	78	12	1	6	24	6-2	5	33-2	57	7-2	3	2
Medlen	.185	32	27	2	5	6	1	0	0	2	2-0	1	3-0	14	0-0	0	0
Minor	.000	9	10	0	0	0	0	0	0	0	0	0	1-0	7	0-0	1	0
Prado	.307	140	599	100	184	275	40	3	15	66	3-6	3	40-2	86	5-3	13	11
Reyes	.000	1	1	0	0	0	0	0	0	0	0-0	0	1-0	0	0-0	0	0
Ross	.289	59	121	15	35	58	13	2	2	28	2-1	1	20-0	28	0-1	5	4
Saito	.000	56	1	0	0	0	0	0	0	0	0-0	0	0-0	1	0-0	0	0
Venters	.000	79	1	0	0	0	0	0	0	0	0-0	0	0-0	1	0-0	0	2
TOTAL	.258	162	5463	738	1411	2190	312	25	139	699	69-35	51	634-50	1140	63-29	136	126

BRAVES TEAM BATTING VS. OPPONENTS

TEAM	AVG	G	AB	R	H	TB	2B	3B	HR	RBI	SH-SF	HP	BB-IBB	SO	SB-CS	DP	E
Arizona	.319	7	248	43	79	118	19	1	6	41	3-3	1	42-2	43	7-2	8	1
Chicago (NL)	.255	6	204	44	52	92	12	2	8	40	2-0	0	32-2	54	3-0	4	4
Chicago (AL)	.214	3	98	8	21	33	4	1	2	8	1-0	0	4-0	19	1-0	3	0
Cincinnati	.244	5	180	24	44	70	12	1	4	21	1-0	3	18-1	33	3-0	4	4
Colorado	.270	6	196	29	53	85	13	2	5	29	2-2	1	28-2	45	1-0	9	6
Detroit	.222	3	90	11	20	34	5	0	3	11	1-1	3	12-1	20	2-1	2	1
Florida	.260	18	628	88	163	250	36	3	15	84	10-5	5	81-5	144	6-4	12	13
Houston	.258	6	198	37	51	87	12	0	8	36	0-1	2	25-3	41	2-4	6	9
Kansas City	.274	3	95	19	26	40	8	0	2	17	1-1	0	15-0	21	3-0	2	2
Los Angeles (NL)	.265	8	275	40	73	108	13	2	6	39	3-3	3	32-2	58	4-1	6	6
Milwaukee	.294	7	252	47	74	128	17	2	11	46	3-0	5	29-3	44	2-0	4	4
Minnesota	.278	3	108	11	30	49	7	0	4	10	1-0	0	6-0	28	0-1	1	0
New York (NL)	.279	18	581	70	162	248	37	2	15	66	12-1	5	71-8	107	5-5	20	16
Philadelphia	.230	18	583	63	134	208	28	2	14	59	6-4	3	54-4	115	4-2	21	12
Pittsburgh	.276	9	308	41	85	123	15	1	7	39	5-4	4	39-3	52	7-3	4	3
San Diego	.242	6	215	30	52	79	13	1	4	30	2-1	2	23-5	49	4-0	1	6
San Francisco	.233	7	245	28	57	96	12	0	9	27	4-1	2	28-2	64	3-2	5	8
St. Louis	.257	8	276	32	71	102	11	1	6	30	4-3	0	25-1	47	0-1	9	8
Tampa Bay	.295	3	10	13	31	45	5	0	3	12	1-0	0	7-2	24	1-0	0	6
Washington	.230	18	578	60	133	195	33	4	7	54	7-5	8	63-4	132	5-3	15	10

2010 Braves Final Statistics

PITCHING

PITCHER	W-L	ERA	G	GS	CG	SHO	GF	SV	IP	H	R	ER	HR	BB-IBB	SO	WP	BK
Beachy	0-2	3.00	3	3	0	0	0	0	15.0	16	9	5	0	7-3	15	1	0
Chavez	3-2	5.89	28	0	0	0	16	0	36.2	40	24	24	6	12-3	29	0	0
Dunn	2-0	1.89	25	0	0	0	5	0	19.0	15	4	4	1	17-2	27	2	0
Farnsworth	0-2	5.40	23	0	0	0	6	0	20.0	15	12	12	2	7-1	25	1	0
Hanson	10-11	3.33	34	34	1	0	0	0	202.2	182	86	75	14	56-3	173	3	0
Hudson	17-9	2.83	34	34	1	0	0	0	228.2	189	74	72	20	74-8	139	5	0
Junjens	7-6	4.64	20	20	0	0	0	0	116.1	120	63	60	13	42-5	86	2	0
Kawakami	1-10	5.15	18	16	0	0	1	0	87.1	98	57	50	10	32-10	59	4	0
Kimbrel	4-0	0.44	21	0	0	0	7	1	20.2	9	2	1	0	16-1	40	4	0
Lowe	16-12	4.00	33	33	0	0	0	0	193.2	204	88	86	18	61-10	136	4	2
Martinez	0-0	4.85	18	0	0	0	8	0	26.0	28	14	14	3	6-1	22	1	0
Medlen	6-2	3.68	31	14	0	0	5	0	107.2	108	48	44	13	21-1	83	1	1
Minor	3-2	5.98	9	8	0	0	1	0	40.2	53	28	27	6	11-0	43	0	0
Moylan	6-2	2.97	85	0	0	0	7	1	63.2	53	24	21	5	37-6	52	3	0
O'Flaherty	3-2	2.45	56	0	0	0	7	0	44.0	37	14	12	2	18-2	36	3	0
Proctor	0-0	6.35	6	0	0	0	2	0	5.2	4	4	4	1	4-1	6	0	0
Resop	0-0	22.50	1	0	0	0	0	0	2.0	5	5	5	0	3-0	2	0	0
Reyes	0-0	24.30	1	0	0	0	0	0	3.1	10	9	9	2	3-0	2	0	0
Saito	2-3	2.83	56	0	0	0	14	1	54.0	41	20	17	4	17-2	69	2	0
Venters	4-4	1.95	79	0	0	0	17	1	83.0	61	30	18	1	39-2	93	4	0
Wagner	7-2	1.43	71	0	0	0	64	37	69.1	38	14	11	5	22-3	104	2	0
Total	91-71	3.56	162	162	2	0	160	41	1439.1	1326	629	569	126	505-64	1241	42	3

BRAVES TEAM PITCHING VS. OPPONENTS

PITCHER	W-L	ERA	G	GS	CG	SHO	GF	SV	IP	H	R	ER	HR	BB-IBB	SO	WP	BK
Arizona	4-3	5.02	7	7	0	0	7	1	61.0	55	38	34	9	28-2	77	3	0
Chicago (NL)	4-2	3.23	6	6	0	0	6	2	53.0	49	22	19	6	15-2	49	0	0
Chicago (AL)	0-3	5.63	3	3	0	0	3	0	24.0	29	15	15	4	7-1	13	0	0
Cincinnati	3-2	4.70	5	5	0	0	5	1	44.0	48	24	23	5	12-0	41	0	2
Colorado	2-4	5.47	6	6	0	0	6	0	51.0	57	34	31	7	21-1	47	1	0
Detroit	2-1	4.33	3	3	0	0	3	2	27.0	26	14	13	2	12-0	24	1	0
Florida	11-7	3.50	18	18	0	0	18	3	164.2	157	69	64	16	56-10	176	3	0
Houston	5-1	2.50	6	6	0	0	6	2	54.0	41	18	15	0	13-2	36	1	0
Kansas City	3-0	3.67	3	3	0	0	3	2	27.0	28	13	11	1	8-0	20	0	0
Los Angeles (NL)	5-3	2.12	8	8	0	0	8	2	72.1	66	22	17	1	15-3	57	1	2
Milwaukee	5-2	3.86	7	7	0	0	7	1	63.0	67	29	27	7	23-1	43	2	0
Minnesota	2-1	2.42	3	3	1	0	2	1	26.0	18	7	7	1	7-2	13	0	0
New York (NL)	11-7	2.44	18	18	1	0	17	6	155.0	124	45	42	10	49-0	120	7	2
Philadelphia	8-10	3.79	18	18	0	0	18	6	159.0	153	78	67	13	64-12	132	8	0
Pittsburgh	6-3	2.60	9	9	0	0	9	3	79.2	68	24	23	5	26-3	61	2	0
San Diego	4-2	4.34	6	6	0	0	6	1	56.0	52	27	27	5	29-2	44	0	0
San Francisco	4-3	2.26	7	7	0	0	7	3	67.2	46	21	17	3	24-5	45	1	0
St. Louis	2-6	6.21	8	8	0	0	8	1	71.0	79	52	49	12	31-11	57	6	0
Tampa Bay	2-1	3.33	3	3	0	0	3	1	27.0	21	13	10	1	14-1	27	0	0
Washington	8-10	3.44	18	18	0	0	18	3	157.0	142	64	60	18	51-6	159	6	0

2010 Braves Final Statistics

STARTING PITCHERS

PITCHER	W-L	PCT	ERA	G	GS	CG	IP	H	TBF	R	ER	HR	SH	SF	HBBB-IBB	SO	WP	BK	AVG	
Beachy	0-2	.000	3.00	3	3	0	15.0	16	67	9	5	0	0	0	0	7-3	15	1	0	.267
Hanson	10-11	.476	3.33	34	34	1	202.2	182	845	86	75	14	9	5	14	56-3	173	3	0	.239
Hudson	17-9	.654	2.83	34	34	1	228.2	189	920	74	72	20	9	2	9	74-8	139	5	0	.229
Jurjens	7-6	.538	4.64	20	20	0	116.1	120	500	63	60	13	7	4	2	42-5	86	2	0	.270
Kawakami	1-10	.091	4.85	16	16	0	85.1	92	380	53	46	9	6	7	1	32-10	59	4	0	.275
Lowe	16-12	.571	4.00	33	33	0	193.2	204	824	88	86	18	10	2	4	61-10	136	4	2	.273
Medlen	5-0	1.000	3.86	14	14	0	84.0	86	343	38	36	12	6	2	3	16-0	62	1	1	.272
Minor	3-2	.600	6.18	8	8	0	39.1	51	178	28	27	6	1	3	1	10-0	41	0	0	.313
Totals	59-52	.532	3.80	162	162	2	965.0	940	4057	439	407	92	48	25	34	298-39	711	20	3	.257

RELIEF PITCHERS

PITCHER	W-L	PCT	ERA	APP	GF	SV	IP	H	TBF	R	ER	HR	SH	SF	HBBB-IBB	SO	WP	BK	AVG	
Chavez	3-2	.600	5.89	28	16	0	36.2	40	162	24	24	6	3	2	1	12-3	29	0	0	.278
Dunn	2-0	1.000	1.89	25	5	0	19.0	15	88	4	4	1	0	0	0	17-2	27	2	0	.211
Farnsworth	0-2	.000	5.40	23	6	0	20.0	15	82	12	12	2	2	1	0	7-1	25	1	0	.208
Kawakami	0-0	.000	18.00	2	1	0	2.0	6	11	4	4	1	0	0	0	0-0	0	0	0	.545
Kimbrel	4-0	1.000	0.44	21	7	1	20.2	9	88	2	1	0	0	0	0	16-1	40	4	0	.125
Martinez	0-0	.000	4.85	18	8	0	26.0	28	110	14	14	3	0	1	0	6-1	22	1	0	.272
Medlen	1-2	.333	3.04	17	5	0	23.2	22	95	10	8	1	1	1	0	5-1	21	0	0	.250
Minor	0-0	.000	0.00	1	1	0	1.1	2	7	0	0	0	0	0	0	1-0	2	0	0	.333
Moylan	6-2	.750	2.97	85	7	1	63.2	53	271	24	21	5	5	2	2	37-6	52	3	0	.236
O'Flaherty	3-2	.600	2.45	56	7	0	44.0	37	181	14	12	2	1	0	1	18-2	36	3	0	.230
Proctor	0-0	.000	6.35	6	2	0	5.2	4	24	4	4	1	0	0	0	4-1	6	0	0	.200
Resop	0-0	.000	22.50	1	0	0	2.0	5	14	5	5	0	0	0	0	3-0	2	0	0	.455
Reyes	0-0	.000	24.30	1	0	0	3.1	10	23	9	9	2	0	0	0	3-0	2	0	0	.500
Saito	2-3	.400	2.83	56	14	1	54.0	41	221	20	17	4	2	0	0	17-2	69	2	0	.203
Venters	4-4	.500	1.95	79	17	1	83.0	61	350	30	18	1	2	1	8	39-2	93	4	0	.204
Wagner	7-2	.778	1.43	71	64	37	69.1	38	268	14	11	5	3	1	3	22-3	104	2	0	.159
Totals	32-19	.627	3.11	490	160	41	474.1	368	1995	190	164	34	19	9	15	207-25	530	22	0	.221

2010 Starting Pitcher Stats

Pitcher	Starts	Quality Starts	W-L	Team Record*	IP (Avg)	Run Support^
T. Hanson	34	19	10-11	18-15	202.0 (6.0)	78 (2.3)
T. Hudson	34	25	17-9	20-14	228.2 (7.0)	118 (3.5)
D. Lowe	33	15	16-12	18-15	193.2 (6.0)	95 (2.9)
J. Jurjens	20	10	7-6	12-8	116.1 (6.0)	56 (2.8)
K. Kawakami	16	7	1-10	5-11	85.1 (5.1)	32 (2.0)
K. Medlen	14	7	5-0	13-1	84.1 (6.0)	45 (3.2)
M. Minor	8	4	3-2	4-4	39.1 (5.0)	25 (3.1)
B. Beachy	3	0	0-2	0-3	15.0 (5.0)	4 (1.3)
Team Totals	162	87	59-52	91-71	924.1 (6.0)	442 (2.7)

*Braves record in his starts; ^Runs scored while he is in the game (avg.)

2010 Braves Highs & Lows

CLUB MISCELLANEOUS

Longest Winning Streak	9 games, 5/26-6/3
Longest Losing Streak	9 games, 4/21-29
Largest Margin of Victory	12 runs (13-1) twice, 5/16 vs. ARI & 8/15 vs. LAD
Largest Margin of Defeat	15 runs (17-2), 4/12 at SD
Largest Comeback Win	7 runs, 5/20 vs. CIN (Scored 7 in 9th inn. for 10-9 win)
Longest Game (Innings)	13 (L, 5-4), 4/9 at SF
Longest Game (Time)	4:13 (12 innings; L, 6-4), 7/21 vs. SD
Longest Game (Time - 9 innings)	3:53, 6/10 at ARI
Shortest Game (Time - 9 innings)	2:06, 6/11 at MIN
Shortest Game (Innings)	5 innings, 4/25 at NYM (1:58)
Largest Crowd, Home	54,296, 10/2 vs. PHI
Largest Crowd, Road	48,207, 6/5 at LAD

CLUB BATTING

Most Runs, Game	16, twice, 4/5 vs. CHI & 8/22 at CHI
Most Runs, Game, Both Clubs	22, three times, last: 8/25 at COL (9 inn)
Most Runs, Inning	8, 7/24 at FLA (8th)
Most Hits, Game	16, four times, last: 8/15 vs. LAD
Most Hits, Game, Both Clubs	28, 8/25 at COL
Most Hits, Game, Both Clubs (9 innings)	28, 8/25 at COL
Most Hits, Inning	7, twice, last: 6/5 at LAD (7th)
Most Total Bases, Game	30, 5/16 vs. ARI
Fewest Hits, Game	0, 4/17 vs. COL
Most At-Bats, Game	46 (13 innings), 4/9 at SF
Most At-Bats, Game (9 innings)	41, four times, last: 6/15 vs. TB
Most Doubles, Game	8, 8/25 at COL
Most Triples, Game	2, 10/3 vs. PHI
Most Home Runs, Game	4, twice, 5/16 vs. ARI & 8/22 at CHI
Most Home Runs, Game, Both Clubs	5, four times, last: 9/9 vs. STL
Most Home Runs, Inning	2, 7 times, last: Conrad & Glaus (8th), 8/10 at HOU
Most Extra-Base Hits, Game	10, 8/25 at COL
Most Walks, Game	11, twice, last: 6/20 vs. KC
Most Walks, Game, Both Clubs	15, 4/10 at SF
Most Strikeouts, Game	15, three times, last: 9/4 at FLA
Most Strikeouts, Game, Both Clubs	23, three times, last: 9/4 at FLA
Fewest Strikeouts, Game	1, 9/19 at NYM
Most Stolen Bases, Game	3, 6/20 vs. KC
Most Stolen Bases, Opponent	4, 7/27 at WSH
Most Stolen Bases, Game, Both Clubs	5, 6/27 vs. DET
Most Left on Base, Game	14, three times, last: 6/15 vs. TB
Most Left on Base, Game (9 innings)	14, 6/15 vs. TB
Fewest Left on Base, Game	1, 5/7 at PHI
Most Left on Base, Game, Both Clubs	24, three times last: 6/15 vs. TB
Most Left on Base, Game, Both Clubs (9 inn)	24, three times, last: 6/15 vs. TB

INDIVIDUAL BATTING

Longest Hitting Streak	14 games, Kotchman, 7/2-22
Longest Hitting Streak	14 games, Infante, 8/11-25
Longest Home Run Streak	3 games, three times, last: Diaz, 7/17-20
Longest RBI Streak	5 games, twice, last: Glaus, 5/28-6/1
Most Runs, Game	4, twice, 8/22 at CHI (Infante & Heyward)
Most Hits, Game	4, eight times, last: 8/30 vs. FLA (Heyward)
Most Total Bases, Game	10, four times, last: 8/22 at CHI (Infante & Heyward)
Most Doubles, Game	3, 7/30 at CIN (Heyward) & 9/29 vs. FLA (Ross)
Most Triples, Game	1, 23 times, last: 10/3 vs. PHI (Infante & Heyward)
Most Home Runs, Game	2, five times, last: 8/22 at CHI (Infante & Heyward)
Most Extra-Base Hits, Game	3, five times, last: 9/29 vs. FLA (Ross)
Most Runs Batted In, Game	5, five times, last: Lee, 10/1 vs. PHI
Most Stolen Bases, Game	1, many times
Most Walks, Game	4, Glaus, 6/20 vs. KC
Most Strikeouts, Game	5, Heyward, 6/4 at LAD

CLUB PITCHING

Most Runs Allowed, Game	17, 4/12 at SD
Most Runs Allowed, Inning	10, 4/12 at SD (4th)
Most Strikeouts, Game	16, 6/10 at ARI
Most Walks Allowed, Game	9, twice, 4/10 at SF & 4/28 at STL
Most Hits Allowed, Game	19, 4/12 at SD
Fewest Hits Allowed, Game	2, 9/1 vs. NYM
Most Home Runs Allowed, Game	4, twice, 8/27 vs. FLA & 9/9 vs. STL
Most Consecutive Homerless IP	84.1 innings, 8/8 (8th)-8/18 (2nd)

INDIVIDUAL PITCHING

Most Innings, Game, Starter	8.0, 12 times, last: Lowe, 9/13 vs. WSH
Most Innings, Game, Reliever	4.1, Chavez, 6/22 at CWS
Most Strikeouts, Game, Starter	13, Hudson, 8/28 vs. FLA
Most Strikeouts, Game, Reliever	4, Chavez, 4/12 at SD
Most Walks, Game, Starter	7, Lowe, 4/10 at SF
Most Walks, Game, Reliever	4, Venters, 4/28 at STL
Most Home Runs Allowed, Game	4, Hanson, 8/27 vs. FLA
Most Consecutive Scoreless IP, Starter	14.2 IP, Hudson, 5/16 (3rd)-27 (1st)
Most Consecutive Scoreless IP, Reliever	16.1, Wagner, 5/22-6/30
Most Consecutive Homerless IP	47.2 IP, Hanson, 7/16-8/21
Low-Hit Complete Game	7, Hudson, 6/11 at MIN (L, 8.0 IP)
Longest Winning Streak, Starter	6 games, Hudson 7/22-8/28
Longest Winning Streak, Reliever	5 games, Wagner, 4/20-6/19
Longest Losing Streak	9 games, Kawakami, 4/11-6/15

CLUB & INDIVIDUAL FIELDING

Most Errors, Game, Club	4, three times, last: 6/15 vs. TB
Most Errors, Game, Both Clubs	6, 8/4 vs. NYM
Most Errors, Game, Individual	2, five times, last: Infante, 9/2 vs. NYM
Most Consecutive Errorless Games, Club	5 games, four times, last: 7/21-25
Most Consecutive Errorless Games, Individual	72 games, Hinske, 4/22-8/25
Most Consecutive Errorless Innings, Club	60.0 innings, 5/14 (2nd)-20 (8th)
Most Double Plays Turned, Game	4, three times, last: 8/18 vs. WSH

2010 Monthly Team Batting/Pitching Totals

Month	G	Avg.	Runs	HR	W-L	Sv-Op	ERA	SO-BB
April	23	.227	85 (3.7)	15	9-14	2-4	4.24	160-86
May	28	.279	163 (5.8)	27	20-8	5-7	3.51	195-88
June	28	.265	126 (4.5)	19	17-11	11-15	3.62	214-93
July	24	.262	101 (4.2)	24	13-11	8-12	3.28	188-61
August	29	.263	158 (5.4)	37	18-11	7-11	3.17	222-81
Sept./Oct.	30	.247	105 (3.5)	17	14-16	8-9	3.64	262-96

2010 Braves Batting

VS. LEFTHANDED PITCHERS

BATTER	AVG	G	AB	R	H	2B	3B	HR	RBI	SH-SF	HP	BB	SO	SB-CS	DP
Ankiel	.154	17	26	1	4	1	0	0	2	0-0	1	5	15	0-1	1
Blanco	.333	7	9	1	3	0	0	0	1	0-0	0	2	3	0-0	1
Boscan	.000	1	0	1	0	0	0	0	0	0-0	0	1	0	0-0	0
Cabrera	.233	70	146	13	34	9	1	1	9	0-0	1	16	18	2-0	2
Cleven	.000	1	3	0	0	0	0	0	0	0-0	0	0	1	0-0	1
Conrad	.278	30	36	6	10	3	0	1	9	0-0	0	5	11	1-0	0
Diaz	.273	54	121	21	33	12	1	5	15	1-0	1	7	26	2-0	3
Escobar	.273	32	66	6	18	2	0	0	4	2-0	0	10	9	1-0	0
Freeman	.667	3	3	1	2	1	0	0	0	0-0	0	0	1	0-0	0
Glaus	.234	69	128	21	30	5	0	5	21	0-2	0	29	32	0-0	2
Gonzalez	.234	37	77	8	18	4	0	2	11	0-1	1	7	16	0-0	2
Hernandez	.200	5	5	1	1	0	0	1	1	0-0	0	0	2	0-0	0
Heyward	.249	88	173	20	43	6	1	6	20	0-0	5	24	47	3-1	4
Hicks	.000	3	1	1	0	0	0	0	0	0-0	0	1	0	0-0	0
Hinske	.381	18	21	2	8	3	0	2	6	0-0	0	1	6	0-0	1
Infante	.276	67	152	24	42	5	1	1	9	1-1	0	11	23	3-0	4
Jones	.245	60	110	14	27	5	0	4	9	0-0	0	21	14	2-0	3
Lee	.382	22	34	7	13	3	0	0	6	0-0	0	7	8	0-0	2
McCann	.263	90	137	9	36	8	0	5	21	0-0	4	15	37	2-0	2
McLouth	.135	28	52	3	7	1	0	0	2	1-0	3	3	14	1-0	0
Prado	.275	73	171	25	47	8	1	5	18	0-2	0	14	23	0-1	5
Ross	.308	34	78	5	24	7	2	2	20	0-1	0	7	19	0-1	1
PITCHERS	.126		95	8	12	4	0	0	3	7-1	0	8	44	0-0	1
Totals	.251		1644	198	412	87	7	40	187	12-8	16	194	370	17-4	35

VS. RIGHTHANDED PITCHERS

BATTER	AVG	G	AB	R	H	2B	3B	HR	RBI	SH-SF	HP	BB	SO	SB-CS	DP
Ankiel	.226	43	93	16	21	5	1	2	7	0-0	0	14	27	2-0	0
Blanco	.306	35	49	8	15	1	1	0	2	0-0	0	6	12	1-2	1
Cabrera	.266	137	312	37	83	18	2	3	33	5-3	0	26	46	5-1	6
Cleven	1.000	3	1	2	1	1	0	0	0	0-0	0	0	0	0-0	0
Conrad	.242	92	120	25	29	8	1	7	24	4-0	1	11	34	4-1	0
Diaz	.223	70	103	6	23	5	1	2	2	1-1	3	6	18	1-1	3
Escobar	.226	71	195	22	44	10	0	0	15	0-0	1	27	22	4-1	9
Freeman	.095	19	21	2	2	0	0	1	1	0-0	0	0	7	0-0	1
Glaus	.243	109	284	31	69	13	0	11	50	0-2	4	34	68	0-0	14
Gonzalez	.242	67	190	19	46	13	2	4	27	3-1	5	7	37	0-2	5
Hernandez	.000	15	4	4	0	0	0	0	0	1-0	0	0	2	0-0	0
Heyward	.291	134	347	63	101	23	4	12	52	0-2	5	67	81	8-5	9
Hicks	.000	13	4	6	0	0	0	0	0	0-0	0	0	1	0-0	0
Hinske	.246	128	260	36	64	18	1	9	45	0-3	3	32	69	0-0	3
Infante	.342	118	319	41	109	10	2	7	38	3-1	0	18	39	4-6	10
Jones	.275	83	207	33	57	16	0	6	37	0-3	0	40	33	3-0	7
Lee	.253	37	95	10	24	11	0	3	18	0-1	0	14	25	0-0	5
McCann	.272	132	342	54	93	17	0	16	56	0-4	5	59	61	3-2	10
McLouth	.205	80	190	27	39	11	1	6	22	5-2	2	30	43	6-2	3
Prado	.320	132	428	75	137	32	2	10	48	3-4	3	26	63	5-2	8
Ross	.256	47	43	10	11	6	0	0	8	2-0	1	13	9	0-0	4
PITCHERS	.146		212	13	31	7	0	0	13	30-0	2	10	73	0-0	3
Totals	.262		3819	540	999	225	18	99	512	57-27	35	440	770	46-25	101

2010 Braves Batting

AT HOME

BATTER	AVG	G	AB	R	H	2B	3B	HR	RBI	SH-SF	HP	BB	SO	SB-CS	DP	E
Ankiel	.266	26	64	11	17	3	0	0	3	0-0	0	11	18	2-0	1	1
Blanco	.371	19	35	8	13	1	1	0	3	0-0	0	5	8	0-1	1	1
Boscan	.000	1	0	1	0	0	0	0	0	0-0	0	1	0	0-0	0	0
Cabrera	.259	73	216	20	56	12	2	1	26	3-2	1	24	29	2-1	4	1
Cleven	1.000	2	1	2	1	1	0	0	0	0-0	0	0	0	0-0	0	0
Conrad	.256	52	82	18	21	4	1	4	14	3-0	1	7	19	2-1	0	7
Diaz	.278	38	108	15	30	10	2	5	20	1-0	2	6	22	2-0	3	1
Escobar	.210	36	124	13	26	5	0	0	12	0-0	1	12	15	2-1	6	4
Freeman	.182	10	11	2	2	1	0	0	0	0-0	0	0	4	0-0	1	0
Glaus	.241	62	195	28	47	9	0	8	37	0-2	3	32	48	0-0	9	6
Gonzalez	.228	40	149	14	34	4	2	6	16	3-2	3	7	31	0-1	5	3
Hernandez	.167	12	6	2	1	0	0	1	1	1-0	0	0	3	0-0	0	0
Heyward	.270	73	267	44	72	17	3	9	38	0-2	6	39	59	6-3	7	2
Hicks	.000	10	4	5	0	0	0	0	0	0-0	0	1	1	0-0	0	0
Hinske	.260	67	146	20	38	8	1	7	31	0-3	2	13	41	0-0	2	2
Infante	.351	65	208	32	73	4	3	1	21	3-0	0	13	23	3-4	5	9
Jones	.301	50	163	31	49	12	0	9	31	0-2	0	33	28	3-0	6	2
Lee	.288	16	59	6	17	8	0	2	11	0-0	0	10	13	0-0	4	0
McCann	.266	69	233	34	62	8	0	13	32	0-3	5	34	47	3-1	6	5
McLouth	.259	40	108	18	28	7	1	5	14	2-1	3	18	25	5-1	0	0
Prado	.353	65	275	47	97	24	2	4	38	0-5	2	15	31	4-1	4	7
Ross	.276	31	58	11	16	6	1	2	16	1-0	0	12	15	0-1	2	0
PITCHERS	.125	81	152	9	19	4	0	0	5	20-0	0	7	54	0-0	1	10
Totals	.270	81	2664	391	719	148	19	74	369	37-22	29	300	534	34-16	67	61

ON ROAD

BATTER	AVG	G	AB	R	H	2B	3B	HR	RBI	SH-SF	HP	BB	SO	SB-CS	DP	E
Ankiel	.145	21	55	6	8	3	1	2	6	0-0	1	8	24	0-1	0	1
Blanco	.217	17	23	1	5	0	0	0	0	0-0	0	3	7	1-1	1	0
Cabrera	.252	74	242	30	61	15	1	3	16	2-1	0	18	35	5-0	4	3
Cleven	.000	2	3	0	0	0	0	0	0	0-0	0	0	1	0-0	1	0
Conrad	.243	51	74	13	18	7	0	4	19	1-0	0	9	26	3-0	0	1
Diaz	.224	46	116	12	26	7	0	2	11	1-1	2	7	22	1-1	3	1
Escobar	.263	39	137	15	36	7	0	0	7	2-0	0	25	16	3-0	3	5
Freeman	.154	10	13	1	2	0	0	1	1	0-0	0	0	4	0-0	0	0
Glaus	.240	66	217	24	52	9	0	8	34	0-2	1	31	52	0-0	7	3
Gonzalez	.254	32	118	13	30	13	0	3	22	0-0	3	7	22	0-1	2	5
Hernandez	.000	8	3	3	0	0	0	0	43	0-0	0	0	1	0-0	0	0
Heyward	.285	69	253	39	72	12	2	9	34	0-0	4	52	69	5-3	6	4
Hicks	.000	6	1	2	0	0	0	0	0	0-0	0	0	1	0-0	0	0
Hinske	.252	64	135	18	34	13	0	4	20	0-0	1	20	34	0-0	2	0
Infante	.297	69	263	33	78	11	0	7	26	1-2	0	16	39	4-2	9	7
Jones	.227	45	154	16	35	9	0	1	15	0-1	0	28	19	2-0	4	8
Lee	.286	21	70	11	20	6	0	1	13	0-1	0	11	20	0-0	3	1
McCann	.272	74	246	29	67	17	0	8	45	0-1	4	40	51	2-1	6	9
McLouth	.134	45	134	12	18	5	0	1	10	4-1	2	15	32	2-1	3	2
Prado	.269	75	324	53	87	16	1	11	28	3-1	1	25	55	1-2	9	4
Ross	.302	28	63	4	19	7	1	0	12	1-1	1	8	13	0-0	3	4
PITCHERS	.155	81	155	12	24	7	0	0	11	17-1	2	11	63	0-0	3	7
Totals	.247	81	2799	347	692	164	6	65	330	32-13	22	334	606	29-13	69	65

2010 Braves Batting

DAY

BATTER	AVG	G	AB	R	H	2B	3B	HR	RBI	SH-SF	HP	BB	SO	SB-CS	DP	E
Ankiel	.174	17	46	8	8	3	1	1	5	0-0	1	10	11	2-0	0	1
Blanco	.235	10	17	1	4	1	0	0	2	0-0	0	4	4	0-0	0	0
Cabrera	.204	50	167	17	34	13	0	0	15	3-2	0	21	31	4-0	2	1
Cleven	.250	3	4	1	1	1	0	0	0	0-0	0	0	1	0-0	1	0
Conrad	.232	39	69	15	16	4	0	3	17	2-0	1	8	22	3-1	0	4
Diaz	.365	31	12	31	9	1	3	13	1-0	1-0	0	7	16	2-1	1	1
Escobar	.291	24	86	12	25	4	0	0	9	1-0	0	14	9	2-1	2	2
Freeman	.182	8	11	1	2	1	0	0	0	0-0	0	0	3	0-0	0	0
Glaus	.299	42	137	28	41	7	0	6	29	0-3	2	23	25	0-0	3	4
Gonzalez	.270	25	100	12	27	8	1	3	24	1-2	4	5	18	0-0	5	4
Hernandez	.000	8	2	3	0	0	0	0	0	1-0	0	0	1	0	0	0
Heyward	.277	48	173	34	48	8	3	7	32	0-1	3	37	39	5-2	3	1
Hicks	.000	5	0	3	0	0	0	0	0	0-0	0	1	0	0-0	0	0
Hinske	.270	48	100	14	27	8	1	3	26	0-1	2	8	31	0-0	1	0
Infante	.346	50	185	27	64	10	1	5	26	1-2	0	11	28	1-2	2	7
Jones	.235	27	81	16	19	5	0	2	14	0-0	0	17	15	3-0	3	1
Lee	.318	14	44	10	14	8	0	2	11	0-0	0	11	7	7-0	3	1
McCann	.287	48	143	29	41	4	0	6	24	0-1	2	33	32	0-0	5	4
McLouth	.179	30	78	9	14	2	1	1	10	1-1	2	17	16	3-0	2	1
Prado	.307	47	202	36	62	9	0	5	15	1-1	2	21	28	2-2	6	4
Ross	.351	24	57	10	20	8	1	1	12	0-1	0	13	14	0-1	3	3
PITCHERS	.168	55	113	7	19	6	0	0	7	13-0	1	6	43	0-0	3	6
Totals	.272	55	1900	305	517	119	10	48	291	25-15	20	267	394	27-10	45	45

NIGHT

BATTER	AVG	G	AB	R	H	2B	3B	HR	RBI	SH-SF	HP	BB	SO	SB-CS	DP	E
Ankiel	.233	30	73	9	17	3	0	1	4	0-0	0	9	31	0-1	1	1
Blanco	.341	26	41	8	14	0	1	0	1	0-0	0	4	11	1-2	2	1
Boscan	.000	1	0	1	0	0	0	0	0	0-0	0	1	0	0-0	0	0
Cabrera	.285	97	291	33	83	14	3	4	27	2-1	1	21	33	3-1	6	3
Cleven	.000	1	0	1	0	0	0	0	0	0-0	0	0	0	0-0	0	0
Conrad	.264	64	87	16	23	7	1	5	16	2-0	0	8	23	2-0	0	4
Diaz	.180	53	139	15	25	8	1	4	18	1-1	4	6	28	1-0	5	1
Escobar	.211	51	175	16	37	8	0	0	10	1-0	1	23	22	3-0	7	7
Freeman	.154	12	13	2	2	0	0	1	1	0-0	0	0	5	0-0	1	0
Glaus	.211	86	275	24	58	11	0	10	42	0-1	2	40	75	0-0	13	5
Gonzalez	.222	47	167	15	37	9	1	3	14	2-0	2	9	35	0-2	2	4
Hernandez	.143	12	7	2	1	0	0	1	1	0-0	0	0	3	0-0	0	0
Heyward	.277	94	347	49	96	21	2	11	40	0-1	7	54	89	6-4	10	5
Hicks	.000	11	5	4	0	0	0	0	0	0-0	0	0	2	0-0	0	0
Hinske	.249	83	181	24	45	13	0	8	25	0-2	1	25	44	0-0	3	2
Infante	.304	84	286	38	87	5	2	3	21	3-0	0	18	34	6-4	12	9
Jones	.275	68	236	31	65	16	0	8	32	0-3	0	44	32	2-0	7	9
Lee	.271	25	85	7	23	6	0	1	13	0-1	0	10	26	0-0	4	0
McCann	.262	95	336	34	88	21	0	15	53	0-3	7	41	66	5-2	7	10
McLouth	.195	55	164	21	32	10	0	5	14	5-1	3	16	41	4-2	1	1
Prado	.307	93	397	64	122	31	3	10	51	2-5	1	19	58	3-1	7	7
Ross	.234	35	64	5	15	5	1	1	16	2-0	1	7	14	0-0	2	1
PITCHERS	.124	107	194	14	24	5	0	0	9	24-1	1	12	74	0-0	1	11
Totals	.251	107	3563	433	894	193	15	91	408	44-20	31	367	746	36-19	91	81

2010 Braves Team Batting/Pitching

APRIL

BATTER	AVG	G	AB	R	H	TB	2B	3B	HR	RBI	SH-SF	HP	BB-IBB	SO	SB-CS	DP	E
Cabrera	.195	22	77	8	15	17	2	0	0	3	1-0	0	10-1	12	0-1	1	1
Conrad	.222	13	9	3	2	4	2	0	0	0	0-0	0	0-0	2	0-0	0	0
Diaz	.196	16	46	2	9	12	1	1	0	2	1-0	0	2-0	14	1-0	1	1
Escobar	.215	22	79	7	17	21	4	0	0	8	1-0	0	9-0	9	2-0	3	3
Glaus	.194	23	72	8	14	21	1	0	2	9	0-0	1	11-0	21	0-0	4	2
/Heyward	.240	22	75	10	18	39	3	0	6	19	0-0	1	13-0	26	0-0	1	2
Hinske	.308	18	26	4	8	12	2	1	0	8	0-0	0	2-0	7	0-0	1	1
Infante	.273	12	33	4	9	12	3	0	0	3	0-0	0	2-0	8	2-0	2	2
Jones	.230	19	61	10	14	24	4	0	2	6	0-0	0	16-2	9	2-0	2	3
McCann	.234	21	64	8	15	25	4	0	2	8	0-2	0	16-3	8	1-0	1	4
McLouth	.175	21	57	5	10	18	2	0	2	4	0-1	1	10-1	18	1-1	0	1
Prado	.356	23	90	14	32	43	8	0	1	4	1-1	1	10-0	13	0-2	2	1
Ross	.200	7	15	1	3	3	0	0	0	3	0-0	0	2-0	4	0-0	1	1
Atlanta	.227	23	743	85	169	254	36	2	15	78	13-4	4	106-7	165	9-4	19	22
Opponents	.240	23	742	103	178	279	42	4	17	96	8-6	5	86-12	160	13-5	20	17

PITCHER	W-L	ERA	G	GS	CG	GF	SHO	SV	IP	H	R	ER	HR	BB-IBB	SO	WP	BK
Chavez	0-0	4.76	8	0	0	6	0	0	11.1	10	6	6	1	2-1	11	0	0
Hanson	2-2	2.17	5	5	1	0	0	0	29.0	23	8	7	2	10-0	33	0	0
Hudson	1-1	3.28	4	4	0	0	0	0	24.2	21	9	9	2	10-2	11	2	0
Jurjens	0-3	6.38	5	5	0	0	0	0	24.0	22	19	17	3	11-0	15	0	0
Kawakami	0-4	5.48	4	4	0	0	0	0	21.1	24	15	13	1	8-3	10	2	0
Lowe	3-2	5.79	5	5	0	0	0	0	28.0	27	20	18	4	16-3	18	1	0
Medlen	0-1	3.07	10	0	0	3	0	0	14.2	14	6	5	1	3-0	14	0	0
Moylan	1-0	2.70	11	0	0	0	0	0	10.0	9	3	3	0	6-1	10	1	0
O'Flaherty	1-0	1.04	10	0	0	2	0	0	8.2	5	2	1	0	4-0	7	1	0
Reyes	0-0	24.30	1	0	0	0	0	0	3.1	10	9	9	2	3-0	2	0	0
Saito	0-1	3.00	9	0	0	3	0	0	9.0	6	3	3	0	4-1	11	0	0
Venters	0-0	1.17	4	0	0	1	0	0	7.2	4	1	1	0	5-1	5	0	0
Wagner	1-0	2.25	8	0	0	7	0	2	8.0	3	2	2	1	4-0	13	0	0
Atlanta	9-14	4.24	23	23	1	22	0	2	199.2	178	103	94	17	86-12	160	7	0
Opponents	14-9	3.29	23	23	2	21	5	6	202.2	169	85	74	15	106-7	165	8	3

2010 Braves Team Batting/Pitching

MAY

BATTER	AVG	G	AB	R	H	TB	2B	3B	HR	RBI	SH-SF	HP	BB-IBB	SO	SB-CS	DP	E
Blanco	1.000	2	1	0	1	2	1	0	0	0	0-0	0	0-0	0	1-0	0	0
Cabrera	.294	27	68	9	20	27	4	0	1	7	3-0	0	5-1	8	2-0	1	1
Cleven	.250	3	4	2	1	2	1	0	0	0	0-0	0	0-0	1	0-0	1	0
Conrad	.250	19	24	7	6	16	1	0	3	9	1-0	0	4-0	10	1-0	0	0
Diaz	.148	10	27	3	4	6	2	0	0	3	0-0	0	3-1	6	1-0	1	0
Escobar	.207	16	58	9	12	14	2	0	0	4	0-0	0	9-0	4	1-0	3	2
Glaus	.330	28	103	17	34	55	3	0	6	28	0-2	0	15-0	21	0-0	1	2
Heyward	.337	25	86	19	29	54	7	3	4	19	0-1	3	16-1	10	3-2	1	1
Hicks	.000	6	1	3	0	0	0	0	0	0	0-0	0	0-0	1	0-0	0	0
Hinske	.339	23	56	12	19	38	7	0	4	14	0-1	0	7-1	12	0-0	2	0
Infante	.317	22	63	11	20	26	3	0	1	6	0-1	0	3-0	10	0-1	3	3
Jones	.265	26	83	10	22	31	6	0	1	15	0-1	0	21-2	13	1-0	2	2
McCann	.282	20	71	13	20	32	3	0	3	10	0-0	4	10-0	17	0-1	2	1
McLouth	.181	28	94	12	17	26	6	0	1	9	5-0	2	13-0	26	3-1	1	0
Prado	.299	28	127	24	38	54	7	0	3	22	1-2	0	6-0	14	1-1	2	1
Ross	.323	12	31	6	10	13	3	0	0	8	2-0	0	8-0	5	0-1	2	0
Atlanta	.279	28	953	163	266	413	60	3	27	157	20-9	9	123-6	173	14-7	24	14
Opponents	.253	28	922	100	233	363	48	5	24	100	15-4	11	88-7	195	15-9	31	28

PITCHER	W-L	ERA	G	GS	CG	GF	SHO	SV	IP	H	R	ER	HR	BB-IBB	SO	WP	BK
Chavez	0-0	10.13	8	0	0	5	0	0	10.2	14	12	12	4	5-1	11	0	0
Hanson	3-1	5.09	6	6	0	0	0	0	35.1	35	20	20	4	13-1	31	1	0
Hudson	4-0	1.59	6	6	0	0	0	0	39.2	27	7	7	2	15-2	16	1	0
Kawakami	0-3	4.15	6	6	0	0	0	0	34.2	35	17	16	7	7-1	22	0	0
Kimbrel	1-0	2.70	4	0	0	1	0	0	3.1	2	1	1	0	6-0	5	1	0
Lowe	4-2	4.11	6	6	0	0	0	0	35.0	36	16	16	1	13-1	17	2	0
Martinez	0-0	0.00	1	0	0	1	0	0	0.2	1	0	0	0	0-0	0	0	0
Medlen	2-0	2.73	7	4	0	0	0	0	26.1	31	8	8	3	6-0	18	1	0
Moylan	1-0	2.92	15	0	0	1	0	0	12.1	16	4	4	0	5-1	10	0	0
O'Flaherty	1-1	3.75	15	0	0	3	0	0	12.0	11	6	5	1	4-0	12	0	0
Saito	1-1	3.21	14	0	0	2	0	0	14.0	9	6	5	1	4-0	22	0	0
Venters	0-0	0.71	11	0	0	3	0	0	12.2	7	1	1	0	7-0	12	1	0
Wagner	3-0	1.50	12	0	0	12	0	5	12.0	9	2	2	1	3-0	19	2	0
Atlanta	20-8	3.51	28	28	0	28	1	5	248.2	233	100	97	24	88-7	195	9	0
Opponents	8-20	5.30	28	28	1	27	1	3	244.1	266	163	144	27	123-6	173	11	1

2010 Braves Team Batting/Pitching

JUNE

BATTER	AVG	G	AB	R	H	TB	2B	3B	HR	RBI	SH-SF	HP	BB-IBB	SO	SB-CS	DP	E
Blanco	.333	24	33	7	11	11	0	0	0	1	0-0	0	6-0	0	0-1	1	1
Cabrera	.283	27	92	10	26	35	4	1	1	13	1-1	1	6-1	11	1-0	2	0
Conrad	.303	18	33	6	10	17	4	0	1	7	2-0	1	0-0	9	3-0	0	1
Diaz	.000	1	1	0	0	0	0	0	0	0	0-0	0	0-0	1	0-0	0	0
Escobar	.289	28	90	10	26	30	4	0	0	6	1-0	1	17-0	17	2-1	2	4
Glaus	.237	28	97	16	23	49	8	0	6	19	0-1	1	19-1	23	0-0	3	1
Heyward	.181	24	94	12	17	23	3	0	1	7	0-0	1	13-1	32	2-2	3	1
Hicks	.000	5	4	1	0	0	0	0	0	0	0-0	0	1-0	1	0-0	0	0
Hinske	.260	24	73	8	19	29	7	0	1	9	0-1	0	8-0	17	0-0	1	0
Infante	.306	20	62	7	19	21	2	0	0	10	1-1	0	4-0	8	1-0	2	2
Jones	.261	19	69	9	18	27	3	0	2	11	0-1	0	10-1	13	2-0	5	1
McCann	.261	26	88	14	23	41	6	0	4	15	0-0	1	12-1	19	2-0	1	1
McLouth	.158	8	19	3	3	4	1	0	0	1	0-0	0	3-0	2	0-0	0	0
Prado	.353	27	116	18	41	64	10	2	3	8	1-3	1	7-1	19	2-0	1	0
Ross	.263	10	19	1	5	7	2	0	0	5	0-0	1	2-0	3	0-0	1	0
Atlanta	.265	28	937	126	248	366	55	3	19	119	8-8	8	113-6	201	15-4	22	19
Opponents	.249	28	923	111	230	335	43	4	18	108	15-7	8	93-10	214	17-8	21	11

PITCHER	W-L	ERA	G	GS	CG	GF	SHO	SV	IP	H	R	ER	HR	BB-IBB	SO	WP	BK
Chavez	0-1	2.00	5	0	0	3	0	0	9.0	7	2	2	0	2-0	5	0	0
Hanson	2-2	6.31	5	5	0	0	0	0	25.2	36	19	18	1	8-0	26	1	0
Hudson	3-2	2.57	6	6	1	0	0	0	42.0	36	13	12	4	15-0	24	0	0
Jurjens	1-0	1.80	1	1	0	0	0	0	5.0	6	1	1	0	2-0	6	1	0
Kawakami	1-2	4.10	5	5	0	0	0	0	26.1	28	16	12	1	13-4	25	1	0
Kimbrel	1-0	0.00	4	0	0	2	0	0	5.0	2	1	0	0	4-0	10	0	0
Lowe	2-2	3.99	6	6	0	9	0	0	38.1	39	17	17	2	12-5	25	0	0
Martinez	0-0	5.40	6	0	0	2	0	0	10.0	11	6	6	2	1-0	10	1	0
Medlen	3-0	3.51	5	5	0	0	0	0	33.1	26	15	13	4	4-0	22	0	0
Moylan	1-1	4.15	15	0	0	1	0	1	8.2	5	4	4	2	8-0	8	1	0
O'Flaherty	0-0	1.93	14	0	0	1	0	0	9.1	9	2	2	0	5-1	7	1	0
Resop	0-0	22.50	1	0	0	0	0	0	2.0	5	5	5	0	3-0	2	0	0
Saito	0-1	6.75	6	0	0	2	0	0	5.1	4	4	4	2	3-0	6	0	0
Venters	2-0	1.80	15	0	0	4	0	1	15.0	10	6	3	0	8-0	21	1	0
Wagner	1-0	0.00	12	0	0	12	0	9	11.1	6	0	0	0	5-0	17	0	0
Atlanta	17-11	3.62	28	28	1	27	1	11	246.1	230	111	99	18	93-10	214	7	0
Opponents	11-17	4.33	28	28	0	28	1	7	243.0	248	126	117	19	113-6	201	18	2

2010 Braves Team Batting/Pitching

JULY

BATTER	AVG	G	AB	R	H	TB	2B	3B	HR	RBI	SH-SF	HP	BB-IBB	SO	SB-CS	DP	E
Blanco	.250	10	24	2	6	8	0	1	0	2	0-0	0	2-1	9	0-1	1	0
Cabrera	.289	24	76	6	22	35	8	1	1	3	0-1	0	8-4	10	2-0	1	2
Cleven	.000	1	0	0	0	0	0	0	0	0	0-0	0	0-0	0	0-0	0	0
Conrad	.100	15	20	1	2	5	0	0	1	4	1-0	0	3-0	8	0-0	0	0
Diaz	.340	21	53	11	18	39	6	0	5	14	0-0	1	1-0	6	0-1	1	0
Escobar	.206	9	14	2	7	9	2	0	0	1	0-0	0	2-1	1	0-0	1	0
Glaus	.182	21	77	7	14	18	4	0	0	5	0-1	2	13-1	15	0-0	3	2
Gonzalez	.255	14	51	4	13	19	4	1	0	2	0-0	2	3-1	10	0-0	2	1
Hayward	.356	15	59	12	21	27	6	0	0	5	0-0	2	9-0	12	3-1	0	0
Hicks	.000	2	0	1	0	0	0	0	0	0	0-0	0	0-0	0	0-0	0	0
Hinske	.212	22	52	5	11	23	3	0	3	9	0-1	1	6-0	18	0-0	0	0
Hudson	.000	1	0	0	0	0	0	0	0	0	0-0	0	0-0	0	0-0	0	0
Infante	.429	21	63	8	27	31	1	0	1	8	0-0	0	3-0	12	0-2	1	1
Jones	.243	22	74	11	18	28	4	0	2	10	0-1	0	10-1	9	0-0	1	2
Lowe	.000	1	0	0	0	0	0	0	0	0	1-0	0	0-0	0	0-0	0	0
McCann	.321	23	81	9	26	44	3	0	5	20	0-0	2	10-2	21	1-0	6	3
McLouth	.067	5	15	2	1	1	0	0	0	0	0-0	0	0-0	2	0-0	2	0
Medlen	.000	1	0	0	0	0	0	0	0	0	0-0	0	0-0	0	0-0	0	0
Prado	.257	23	105	19	27	51	4	1	6	9	0-0	0	7-0	16	1-0	1	4
Ross	.313	7	16	1	5	8	1	1	0	2	0-0	0	0-0	4	0-0	0	0
Atlanta	.262	24	854	101	224	353	47	5	24	95	9-4	12	77-11	177	7-5	20	16
Opponents	.248	24	824	87	204	313	29	4	24	80	11-3	12	61-6	188	17-6	23	9

PITCHER	W-L	ERA	G	GS	CG	GF	SHO	SV	IP	H	R	ER	HR	BB-IBB	SO	WP	BK
Chavez	3-1	6.35	7	0	0	2	0	0	5.2	9	4	4	1	3-1	2	0	0
Dunn	0-0	0.00	6	0	0	1	0	0	4.1	3	0	0	0	7-0	5	0	0
Hanson	1-2	2.43	5	5	0	0	0	0	29.2	30	12	8	1	6-0	32	1	0
Hudson	3-2	2.48	5	5	0	0	0	0	36.1	27	10	10	2	9-0	23	0	0
Jurjens	2-1	3.78	5	5	0	0	0	0	33.1	27	14	14	4	10-1	26	0	0
Kawakami	0-0	27.00	1	0	0	0	0	0	1.0	5	3	3	0	0-0	0	0	0
Lowe	1-3	4.76	5	5	0	0	0	0	28.1	32	15	15	6	10-0	24	0	1
Medlen	1-1	4.97	8	4	0	2	0	0	29.0	33	17	16	5	7-1	26	0	1
Moylan	0-0	0.77	15	0	0	2	0	0	11.2	8	1	1	1	2-1	10	0	0
O'Flaherty	1-0	0.00	2	0	0	0	0	0	1.1	0	0	0	0	0-0	1	0	0
Saito	0-0	2.53	11	0	0	2	0	0	10.2	12	3	3	1	2-0	10	2	0
Venters	1-0	1.13	15	0	0	4	0	0	16.0	10	3	2	1	3-1	14	0	0
Wagner	0-1	2.92	13	0	0	11	0	8	12.1	8	5	4	2	2-1	15	0	0
Atlanta	13-11	3.28	24	24	0	24	2	8	219.2	204	87	80	24	61-6	188	3	2
Opponents	11-13	3.72	24	24	1	23	2	7	220.0	224	101	91	24	77-11	177	3	0

2010 Braves Team Batting/Pitching

AUGUST

BATTER	AVG	G	AB	R	H	TB	2B	3B	HR	RBI	SH-SF	HP	BB-IBB	SO	SB-CS	DP	E
Ankiel	.215	25	79	13	17	26	4	1	1	7	0-0	1	10-0	27	1-1	0	2
Cabrera	.238	28	80	10	19	31	7	1	1	12	0-0	0	8-3	14	2-0	2	0
Conrad	.278	21	36	9	10	19	3	0	2	7	0-0	0	8-0	8	1-0	0	3
Diaz	.226	20	53	7	12	24	6	0	2	9	1-0	2	3-1	13	1-0	2	1
Glaus	.208	15	48	3	10	18	2	0	2	9	0-0	0	3-0	15	0-0	5	1
Gonzalez	.264	29	106	16	28	48	6	1	4	21	0-2	3	8-0	18	0-1	2	7
Hernandez	.143	12	7	4	1	4	0	0	1	1	1-0	0	0-0	3	0-0	0	0
Heyward	.299	26	97	20	29	52	6	1	5	14	0-1	1	16-0	24	1-0	5	0
Hicks	.000	3	0	2	0	0	0	0	0	0	0-0	0	0-0	0	0-0	0	0
Hinske	.180	23	50	6	9	16	1	0	2	6	0-0	2	9-4	16	0-0	0	1
Infante	.344	29	125	24	43	66	4	2	5	11	1-0	0	8-1	10	3-1	4	4
Jones	.400	9	30	7	12	25	4	0	3	4	0-0	0	4-0	3	0-0	0	2
Lee	.243	10	37	3	9	13	4	0	0	7	0-0	0	5-0	9	0-0	1	0
McCann	.300	25	80	10	24	44	5	0	5	17	0-0	1	13-2	12	1-0	1	1
McLouth	.000	1	2	1	0	0	0	0	0	0	0-0	1	0-0	0	0-0	0	0
Prado	.333	14	60	14	20	31	5	0	2	15	0-0	0	5-0	11	1-0	2	2
Ross	.276	14	29	5	8	19	3	1	2	8	0-0	0	4-0	9	0-0	0	2
Atlanta	.263	29	980	158	258	445	62	7	37	150	5-4	11	107-11	214	11-3	25	30
Opponents	.243	29	969	103	235	349	53	8	15	92	10-9	5	81-11	222	19-8	23	19

PITCHER	W-L	ERA	G	GS	CG	GF	SHO	SV	IP	H	R	ER	HR	BB-IBB	SO	WP	BK
Dunn	1-0	0.00	5	0	0	1	0	0	4.0	1	0	0	0	4-0	3	1	0
Farnsworth	0-1	8.00	11	0	0	4	0	0	9.0	12	8	8	1	5-1	14	1	0
Hanson	0-3	3.05	6	6	0	0	0	0	38.1	30	17	13	4	10-2	22	0	0
Hudson	4-0	1.17	6	6	0	0	0	0	42.0	33	8	8	1	9-1	35	0	0
Jurjens	3-0	3.99	6	6	0	0	0	0	38.1	43	18	17	2	14-2	27	1	0
Kimbrel	0-0	0.00	1	0	0	0	0	0	1.0	1	0	0	0	1-0	2	0	0
Lowe	1-3	4.32	6	6	0	0	0	0	33.1	40	16	16	4	7-1	23	1	1
Martinez	0-0	0.90	6	0	0	4	0	0	10.0	6	1	1	0	0-0	5	0	0
Medlen	0-0	4.15	1	1	0	0	0	0	4.1	4	2	2	0	1-0	3	0	0
Minor	3-0	3.91	4	4	0	0	0	0	23.0	24	11	10	1	7-0	26	0	0
Moylan	2-1	7.27	11	0	0	2	0	0	8.2	9	8	7	1	8-2	3	0	0
O'Flaherty	0-0	1.29	7	0	0	0	0	0	7.0	5	1	1	0	3-1	5	0	0
Saito	1-0	0.00	10	0	0	5	0	1	10.1	8	2	0	0	1-0	15	0	0
Venters	1-2	3.18	17	0	0	3	0	0	17.0	12	8	6	0	8-0	24	1	0
Wagner	2-1	1.50	12	0	0	10	0	6	12.0	7	3	2	1	3-1	15	0	0
Atlanta	18-11	3.17	29	29	0	29	2	7	258.0	235	103	91	15	81-11	222	5	1
Opponents	11-18	4.90	29	29	0	29	0	7	251.2	258	158	137	37	107-11	214	7	0

2010 Braves Team Batting/Pitching

SEPTEMBER/OCTOBER

BATTER	AVG	G	AB	R	H	TB	2B	3B	HR	RBI	SH-SF	HP	BB-IBB	SO	SB-CS	DP	E
Ankiel	.200	22	40	4	8	13	2	0	1	2	0-0	0	9-2	15	1-0	1	0
Boscan	.000	1	0	1	0	0	0	0	0	0	0-0	0	1-0	0	0-0	0	0
Cabrera	.231	19	65	7	15	17	2	0	0	4	0-1	0	5-1	9	0-0	1	0
Conrad	.273	17	33	5	9	15	1	1	1	6	0-0	0	1-0	8	0-1	0	4
Diaz	.295	16	44	4	13	17	2	1	0	3	0-1	1	4-1	4	0-0	1	0
Freeman	.167	20	24	3	4	8	1	0	1	1	0-0	0	0-0	8	0-0	1	0
Glaus	.267	13	15	1	4	4	0	0	0	1	0-0	0	2-0	5	0-0	0	1
Gonzalez	.209	29	110	7	23	36	7	0	2	15	3-0	1	3-1	25	0-1	3	0
Hernandez	.000	8	2	1	0	0	0	0	0	0	0-0	0	0-0	1	0-0	0	0
Heyward	.275	30	109	10	30	42	4	1	2	8	0-0	2	24-0	24	2-1	3	2
Hinske	.250	21	24	3	6	10	1	0	1	5	0-0	0	1-0	5	0-0	0	0
Infante	.264	30	125	11	33	40	2	1	1	9	2-0	0	9-0	14	1-2	2	4
Lee	.304	29	92	14	28	47	10	0	3	17	0-1	0	16-0	24	0-0	6	1
McCann	.221	28	95	9	21	31	4	0	2	7	0-1	1	13-2	21	0-1	1	4
McLouth	.273	22	55	7	15	29	3	1	3	10	1-1	1	7-1	9	3-0	0	1
Prado	.257	25	101	11	26	32	6	0	0	8	0-0	1	5-1	13	0-0	5	3
Ross	.364	9	11	1	4	8	4	0	0	2	0-1	0	4-0	3	0-0	1	1
Atlanta	.247	30	996	105	246	359	52	5	17	100	14-6	7	108-9	210	7-6	26	25
Opponents	.242	30	1016	125	246	391	47	7	28	120	8-5	8	96-18	262	21-8	21	19

PITCHER	W-L	ERA	G	GS	CG	GF	SHO	SV	IP	H	R	ER	HR	BB-IBB	SO	WP	BK
Beachy	0-2	3.00	3	3	0	0	0	0	15.0	16	9	5	0	7-3	15	1	0
Dunn	1-0	3.38	14	0	0	3	0	0	10.2	11	4	4	1	6-2	19	1	0
Farnsworth	0-1	3.27	12	0	0	2	0	0	11.0	3	4	4	1	2-0	11	0	0
Hanson	2-1	1.81	7	7	0	0	0	0	44.2	28	10	9	2	9-0	29	0	0
Hudson	2-4	5.32	7	7	0	0	0	0	44.0	45	27	26	9	16-3	30	2	0
Jurjens	1-2	6.32	3	3	0	0	0	0	15.2	22	11	11	4	5-2	12	0	0
Kawakami	0-1	13.50	2	1	0	1	0	0	4.0	6	6	6	1	4-2	2	1	0
Kimbrel	2-0	0.00	12	0	0	4	0	1	11.1	4	0	0	0	5-1	23	3	0
Lowe	5-0	1.17	5	5	0	0	0	0	30.2	30	4	4	1	3-0	29	0	0
Martinez	0-0	11.81	5	0	0	1	0	0	5.1	10	7	7	1	5-1	7	0	0
Minor	0-2	8.66	5	4	0	1	0	0	17.2	29	17	17	5	4-0	17	0	0
Moylan	1-0	1.46	18	0	0	1	0	0	12.1	6	4	2	1	8-1	11	1	0
O'Flaherty	0-1	4.76	8	0	0	1	0	0	5.2	7	3	3	1	2-0	4	1	0
Proctor	0-0	6.35	6	0	0	2	0	0	5.2	4	4	4	1	4-1	6	0	0
Saito	0-0	3.60	6	0	0	0	0	0	5.0	2	2	2	0	3-1	5	0	0
Venters	0-2	3.07	17	0	0	2	0	0	14.2	18	11	5	0	8-0	17	1	0
Wagner	0-0	0.66	14	0	0	12	0	7	13.2	5	2	1	0	5-1	25	0	0
Atlanta	14-16	3.64	30	30	0	30	3	8	267.0	246	125	108	28	96-18	262	11	0
Opponents	16-14	3.14	30	30	0	30	4	7	269.0	246	105	94	17	108-9	210	8	3

2010 Braves Team Batting

PRE-ALL-STAR BREAK

BATTER	AVG	G	AB	R	H	TB	2B	3B	HR	RBI	SH-SF	HP	BB-IBB	SO	SB-CS	DP	E
Blanco	.327	34	55	9	18	21	1	1	0	3	0-0	0	8-1	13	1-2	2	1
Cabrera	.259	85	270	29	70	94	13	1	3	24	5-1	1	22-3	37	4-1	5	2
Cleven	.250	3	4	2	1	2	1	0	0	0	0-0	0	0-0	1	0-0	1	0
Conrad	.250	56	72	16	18	37	7	0	4	16	4-0	1	6-0	23	4-0	0	1
Diaz	.227	35	97	8	22	34	7	1	1	8	1-0	0	5-1	23	2-0	2	1
Escobar	.238	75	261	28	62	74	12	0	0	19	2-0	1	37-1	31	5-1	9	9
Glaus	.254	85	295	43	75	130	13	0	14	58	0-3	2	49-2	70	0-0	10	6
Heyward	.251	71	255	41	64	116	13	3	11	45	0-1	5	42-2	68	5-4	5	4
Hicks	.000	13	5	5	0	0	0	0	0	0	0-0	0	0-0	2	0-0	0	0
Hinske	.274	73	175	26	48	84	16	1	6	34	0-3	0	18-1	47	0-0	4	1
Hudson	.000	1	0	0	0	0	0	0	0	0	1-0	0	0-0	0	0-0	0	0
Infante	.332	63	193	26	64	78	8	0	2	24	1-2	0	9-0	35	3-3	7	7
Jones	.252	72	242	33	61	95	16	0	6	33	0-2	0	50-6	40	5-0	9	7
McCann	.267	76	255	40	68	114	16	0	10	37	0-2	6	42-5	52	3-1	5	7
McLouth	.176	57	170	20	30	48	9	0	3	14	5-1	3	26-1	46	4-2	1	1
Prado	.325	87	372	61	121	180	25	2	10	39	3-6	2	26-1	54	4-3	6	4
Ross	.279	30	68	8	19	24	5	0	0	17	2-0	1	12-0	13	0-1	4	1
Atlanta	.260	88	2951	406	767	1163	168	9	70	383	46-22	22	364-24	615	40-18	72	61
Opponents	.246	88	2891	337	711	1082	140	15	67	325	42-18	28	286-30	636	53-24	83	58

POST-ALL-STAR BREAK

BATTER	AVG	G	AB	R	H	TB	2B	3B	HR	RBI	SH-SF	HP	BB-IBB	SO	SB-CS	DP	E
Ankiel	.210	47	119	17	25	39	6	1	2	9	0-0	1	19-2	42	2-1	1	2
Blanco	.000	2	3	0	0	0	0	0	0	0	0-0	0	0-0	2	0-0	0	0
Boscan	.000	1	0	1	0	0	0	0	0	0	0-0	0	1-0	0	0-0	0	0
Cabrera	.250	62	188	21	47	68	14	2	1	18	0-2	0	20-8	27	3-0	3	2
Cleven	.000	1	0	0	0	0	0	0	0	0	0-0	0	0-0	0	0-0	0	0
Conrad	.253	47	83	15	21	39	4	1	4	17	0-0	0	10-0	22	1-1	0	7
Diaz	.268	49	127	19	34	64	10	1	6	23	1-1	4	8-2	21	1-1	4	1
Freeman	.167	20	24	3	4	8	1	0	1	1	0-0	0	0-0	8	0-0	1	0
Glaus	.205	43	117	9	24	35	5	0	2	13	0-1	2	14-0	30	0-0	6	3
Gonzalez	.240	72	267	27	64	103	17	2	6	38	3-2	6	14-2	53	0-2	7	8
Hernandez	.111	20	9	5	1	4	0	0	1	1	1-0	0	0-0	4	0-0	0	0
Heyward	.302	71	265	42	80	121	16	2	7	27	0-1	5	49-0	60	6-2	8	2
Hicks	.000	3	0	2	0	0	0	0	0	0	0-0	0	0-0	0	0-0	0	0
Hinske	.226	58	106	12	24	44	5	0	5	17	0-0	3	15-4	28	0-0	0	1
Infante	.313	71	278	39	87	118	7	3	6	23	3-0	0	20-1	27	4-3	7	9
Jones	.307	23	75	14	23	40	5	0	4	13	0-1	0	11-0	7	0-0	1	3
Lee	.287	39	129	17	37	60	14	0	3	24	0-1	0	21-0	33	0-0	7	1
Lowe	.000	1	0	0	0	0	0	0	0	0	1-0	0	0-0	0	0-0	0	0
McCann	.272	67	224	23	61	103	9	0	11	40	0-2	3	32-5	46	2-1	7	7
McLouth	.222	28	72	10	16	30	3	1	3	10	1-1	2	7-1	11	3-0	2	1
Medlen	.000	1	0	0	0	0	0	0	0	0	0-0	0	0-0	0	0-0	0	0
Prado	.278	53	227	39	63	95	15	1	5	27	0-0	1	14-1	32	1-0	7	7
Ross	.302	29	53	7	16	34	8	2	2	11	0-1	0	8-0	15	0-0	1	3
Atlanta	.256	74	2512	332	644	1027	144	16	69	316	23-13	29	270-26	525	23-11	64	65
Opponents	.246	74	2505	292	615	948	122	17	59	271	25-16	21	219-34	605	49-20	56	45

2010 Braves Team Pitching

PRE-ALL-STAR BREAK

PITCHER	W-L	ERA	G	GS	CG	GF	SHO	SV	IP	H	R	ER	HR	BB-IBB	SO	WP	BK
Chavez	1-1	5.63	22	0	0	14	0	0	32.0	31	20	20	5	10-2	27	0	0
Hanson	8-5	4.13	18	18	1	0	0	0	102.1	106	50	47	7	34-1	104	3	0
Hudson	9-4	2.30	18	18	1	0	0	0	121.1	94	32	31	9	43-4	61	3	0
Jurjens	1-3	5.40	7	7	0	0	0	0	35.0	30	23	21	4	16-0	25	1	0
Kawakami	1-9	4.48	15	15	0	0	0	0	82.1	87	48	41	9	28-8	57	3	0
Kimbrel	2-0	1.08	8	0	0	3	0	0	8.1	4	2	1	0	10-0	15	1	0
Lowe	9-8	4.35	19	19	0	0	0	0	113.2	116	57	55	9	44-9	70	3	1
Martinez	0-0	5.06	7	0	0	3	0	0	10.2	12	6	6	2	1-0	10	1	0
Medlen	6-1	3.16	25	11	0	3	0	0	88.1	85	34	31	11	17-0	65	1	0
Moylan	3-1	2.91	46	0	0	3	0	1	34.0	32	11	11	2	19-2	31	2	0
O'Flaherty	3-1	2.30	41	0	0	6	0	0	31.1	25	10	8	1	13-1	27	2	0
Resop	0-0	22.50	1	0	0	0	0	0	2.0	5	5	5	0	3-0	2	0	0
Reyes	0-0	24.30	1	0	0	0	0	0	3.1	10	9	9	2	3-0	2	0	0
Saito	1-3	3.71	35	0	0	8	0	0	34.0	29	15	14	3	12-1	41	2	0
Venters	3-0	1.30	36	0	0	10	0	1	41.2	25	10	6	0	21-2	43	2	0
Wagner	5-0	1.21	38	0	0	36	0	20	37.1	20	5	5	3	12-0	56	2	0
Atlanta	52-36	3.60	88	88	2	86	3	22	777.2	711	337	311	67	286-30	636	26	1
Opponents	36-52	4.26	88	88	4	84	8	18	773.0	767	406	366	70	364-24	615	39	6

POST-ALL-STAR BREAK

PITCHER	W-L	ERA	G	GS	CG	GF	SHO	SV	IP	H	R	ER	HR	BB-IBB	SO	WP	BK
Beachy	0-2	3.00	3	3	0	0	0	0	15.0	16	9	5	0	7-3	15	1	0
Chavez	2-1	7.71	6	0	0	2	0	0	4.2	9	4	4	1	2-1	2	0	0
Dunn	2-0	1.89	25	0	0	5	0	0	19.0	15	4	4	1	17-2	27	2	0
Farnsworth	0-2	5.40	23	0	0	6	0	0	20.0	15	12	12	2	7-1	25	1	0
Hanson	2-6	2.51	16	16	0	0	0	0	100.1	76	36	28	7	22-2	69	0	0
Hudson	8-5	3.44	16	16	0	0	0	0	107.1	95	42	41	11	31-4	78	2	0
Jurjens	6-3	4.32	13	13	0	0	0	0	81.1	90	40	39	9	26-5	61	1	0
Kawakami	0-1	16.20	3	1	0	1	0	0	5.0	11	9	9	1	4-2	2	1	0
Kimbrel	2-0	0.00	13	0	0	4	0	1	12.1	5	0	0	0	6-1	25	3	0
Lowe	7-4	3.49	14	14	0	0	0	0	80.0	88	31	31	9	17-1	66	1	1
Martinez	0-0	4.70	11	0	0	5	0	0	15.1	16	8	8	1	5-1	12	0	0
Medlen	0-1	6.05	6	3	0	2	0	0	19.1	23	14	13	2	4-1	18	0	1
Minor	3-2	5.98	9	8	0	1	0	0	40.2	53	28	27	6	11-0	43	0	0
Moylan	3-1	3.03	39	0	0	4	0	0	29.2	21	13	10	3	18-4	21	1	0
O'Flaherty	0-1	2.84	15	0	0	1	0	0	12.2	12	4	4	1	5-1	9	1	0
Proctor	0-0	6.35	6	0	0	2	0	0	5.2	4	4	4	1	4-1	6	0	0
Saito	1-0	1.35	21	0	0	6	0	1	20.0	12	5	3	1	5-1	28	0	0
Venters	1-4	2.61	43	0	0	7	0	0	41.1	36	20	12	1	18-0	50	2	0
Wagner	2-2	1.69	33	0	0	28	0	17	32.0	18	9	6	2	10-3	48	0	0
Atlanta	39-35	3.51	74	74	0	74	6	19	661.2	615	292	258	59	219-34	605	16	2
Opponents	35-39	3.97	74	74	0	74	5	19	657.2	644	332	290	69	270-26	525	16	3

2010 Braves Batting With Runners In Scoring Position

BATTER	OUTS	AVG	AB	H	2B	3B	HR	RBI-SP	MISP
Ankiel	<2	.125	16	2	1	0	0	1-1	21
	=2	.231	13	3	1	1	0	6-5	22
		.172	29	5	2	1	0	7-6	43
Beachy	<2	.000	0	0	0	0	0	0-0	0
	=2	.000	1	0	0	0	0	0-0	1
		.000	1	0	0	0	0	0-0	1
Blanco	<2	.400	5	2	0	0	0	3-3	8
	=2	.000	2	0	0	0	0	0-0	3
		.286	7	2	0	0	0	3-3	11
Boscan	<2	.000	0	0	0	0	0	0-0	0
	=2	.000	0	0	0	0	0	0-0	1
		.000	0	0	0	0	0	0-0	1
Cabrera	<2	.269	52	14	3	0	0	20-20	80
	=2	.179	78	14	3	0	0	16-15	110
		.215	130	28	6	0	0	36-35	190
Clevlen	<2	.000	1	0	0	0	0	0-0	1
	=2	.000	0	0	0	0	0	0-0	0
		.000	1	0	0	0	0	0-0	1
Conrad	<2	.500	20	10	0	1	2	14-10	32
	=2	.280	25	7	5	0	1	12-10	36
		.378	45	17	5	1	3	26-20	68
Diaz	<2	.414	29	12	4	1	1	17-16	42
	=2	.120	25	3	0	0	0	3-3	36
		.278	54	15	4	1	1	20-19	78
Escobar	<2	.229	35	8	2	0	0	12-11	57
	=2	.188	32	6	1	0	0	6-5	47
		.209	67	14	3	0	0	18-16	104
Freeman	<2	.000	2	0	0	0	0	0-0	3
	=2	.000	2	0	0	0	0	0-0	2
		.000	4	0	0	0	0	0-0	5
Glaus	<2	.244	82	20	2	0	4	32-24	120
	=2	.327	55	18	5	0	1	25-22	78
		.277	137	38	7	0	5	57-46	198
Gonzalez	<2	.213	47	10	2	1	2	18-12	71
	=2	.313	32	10	2	0	0	12-12	42
		.253	79	20	4	1	2	30-24	113
Hanson	<2	.000	4	0	0	0	0	1-1	7
	=2	.182	11	2	0	0	0	3-3	15
		.133	15	2	0	0	0	4-4	22
Hudson	<2	.000	0	0	0	0	0	0-0	2
	=2	.400	5	2	0	0	1	2-1	6
		.400	5	2	0	0	1	2-1	8
Hernandez	<2	.000	1	0	0	0	0	0-0	1
	=2	.000	2	0	0	0	0	0-0	2
		.000	3	0	0	0	0	0-0	3
Heyward	<2	.273	66	18	4	0	1	24-21	89
	=2	.345	58	20	5	2	2	27-22	91
		.306	124	38	9	2	3	51-43	180
Hicks	<2	.000	1	0	0	0	0	0-0	1
	=2	.000	0	0	0	0	0	0-0	0
		.000	1	0	0	0	0	0-0	1
Hinske	<2	.233	43	10	4	1	0	20-20	67
	=2	.275	40	11	2	0	2	18-14	59
		.253	83	21	6	1	2	38-34	126
Hudson	<2	.400	5	2	0	0	0	1-1	9
	=2	.200	20	4	2	0	0	3-3	22
		.240	25	6	2	0	0	4-4	31

BATTER	OUTS	AVG	AB	H	2B	3B	HR	RBI-SP	MISP
Infante	<2	.344	64	22	1	0	1	24-23	83
	=2	.348	46	16	4	1	2	18-13	60
		.345	110	38	5	1	3	42-36	143
Jones	<2	.309	55	17	5	0	1	25-23	81
	=2	.259	27	7	1	0	1	12-10	49
		.293	82	24	6	0	2	37-33	130
Jurrjens	<2	.500	4	2	1	0	0	2-2	6
	=2	.000	4	0	0	0	0	0-0	5
		.250	8	2	1	0	0	2-2	11
Kawakami	<2	.000	3	0	0	0	0	0-0	5
	=2	.250	4	1	0	0	0	1-1	6
		.143	7	1	0	0	0	1-1	11
Lee	<2	.421	19	8	2	0	0	11-10	29
	=2	.211	19	4	1	0	2	10-6	24
		.316	38	12	3	0	2	21-16	53
Lowe	<2	.200	5	1	0	0	0	2-2	12
	=2	.071	14	1	0	0	0	1-1	17
		.105	19	2	0	0	0	3-3	29
Martinez	<2	.000	0	0	0	0	0	0-0	0
	=2	.000	1	0	0	0	0	0-0	1
		.000	1	0	0	0	0	0-0	1
McCann	<2	.300	70	21	6	0	4	39-29	123
	=2	.194	72	14	4	0	1	15-12	91
		.246	142	35	10	0	5	54-41	214
McLouth	<2	.243	37	9	4	0	1	14-12	60
	=2	.095	21	2	0	1	0	3-3	31
		.190	58	11	4	1	1	17-15	91
Medlen	<2	.250	4	1	0	0	0	1-1	6
	=2	.143	7	1	1	0	0	1-1	8
		.182	11	2	1	0	0	2-2	14
Minor	<2	.000	2	0	0	0	0	0-0	2
	=2	.000	1	0	0	0	0	0-0	1
		.000	3	0	0	0	0	0-0	3
Prado	<2	.268	71	19	4	0	0	26-25	100
	=2	.292	65	19	2	1	2	26-20	88
		.279	136	38	6	1	2	52-45	188
Ross	<2	.318	22	7	1	0	1	14-13	41
	=2	.280	25	7	4	0	1	13-10	34
		.298	47	14	5	0	2	27-23	75
Saito	<2	.000	0	0	0	0	0	0-0	0
	=2	.000	1	0	0	0	0	0-0	2
		.000	1	0	0	0	0	0-0	2
BRAVES	<2	.281	765215	46	4	18	321-280	1157	
	=2	.242	703170	43	6	15	231-191	984	
		.262	1468385	89	10	33	552-471	2141	

2010 Braves Batting With Bases Loaded

BATTER	OUTS	AVG	AB	H	2B	3B	HR	RBI-SP	MISP
Ankiel	<2	.000	1	0	0	0	0	0-0	2
	=2	.667	3	2	0	1	0	5-4	6
		.500	4	2	0	1	0	5-4	8
Cabrera	<2	.222	9	2	0	0	0	7-7	22
	=2	.200	10	2	1	0	0	4-4	20
		.211	19	4	1	0	0	11-11	42
Conrad	<2	.750	4	3	0	0	2	9-5	8
	=2	.200	5	1	1	0	0	2-2	10
		.444	9	4	1	0	2	11-7	18
Diaz	<2	.500	4	2	0	0	0	4-4	12
	=2	.000	1	0	0	0	0	1-1	4
		.400	5	2	0	0	0	5-5	16
Escobar	<2	.286	7	2	1	0	0	6-5	14
	=2	.000	4	0	0	0	0	0-0	8
		.182	11	2	1	0	0	6-5	22
Glaus	<2	.182	11	2	0	0	0	6-6	28
	=2	.375	8	3	1	0	0	6-6	16
		.263	19	5	1	0	0	12-12	44
Gonzalez	<2	.182	11	2	0	0	0	4-4	26
	=2	.400	5	2	0	0	0	4-4	10
		.250	16	4	0	0	0	8-8	36
Hanson	<2	.000	0	0	0	0	0	0-0	0
	=2	.333	3	1	0	0	0	2-2	6
		.333	3	1	0	0	0	2-2	6
Heyward	<2	.400	5	2	0	0	0	4-4	10
	=2	.273	11	3	0	0	0	6-6	26
		.313	16	5	0	0	0	10-10	36
Hinske	<2	.333	3	1	0	0	0	7-7	14
	=2	.250	4	1	0	0	0	4-4	12
		.286	7	2	0	0	0	11-11	26
Infante	<2	.333	3	1	0	0	0	2-2	6
	=2	.200	5	1	1	0	0	2-2	10
		.250	8	2	1	0	0	4-4	16
Jones	<2	.250	4	1	0	0	0	5-5	10
	=2	.500	2	1	0	0	0	3-3	8
		.333	6	2	0	0	0	8-8	18
Jurjens	<2	.000	0	0	0	0	0	0-0	0
	=2	.000	1	0	0	0	0	0-0	2
		.000	1	0	0	0	0	0-0	2
Kawakami	<2	.000	2	0	0	0	0	0-0	4
	=2	.000	1	0	0	0	0	0-0	2
		.000	3	0	0	0	0	0-0	6
Lee	<2	.333	3	1	1	0	0	4-3	8
	=2	.667	3	2	1	0	1	7-4	6
		.500	6	3	2	0	1	11-7	14

BATTER	OUTS	AVG	AB	H	2B	3B	HR	RBI-SP	MISP
Lowe	<2	.000	0	0	0	0	0	1-1	2
	=2	.000	3	0	0	0	0	0-0	6
		.000	3	0	0	0	0	1-1	8
McCann	<2	.500	8	4	2	0	2	20-14	26
	=2	.200	5	1	0	0	0	2-2	10
		.385	13	5	2	0	2	22-16	36
McLouth	<2	.143	7	1	0	0	0	4-4	16
	=2	.000	3	0	0	0	0	1-1	8
		.100	10	1	0	0	0	5-5	24
Prado	<2	.125	8	1	0	0	0	6-6	20
	=2	.250	4	1	0	0	1	4-2	8
		.167	12	2	0	0	1	10-8	28
Ross	<2	.000	2	0	0	0	0	5-5	14
	=2	.667	3	2	1	0	1	8-5	8
		.400	5	2	1	0	1	13-10	22
Saito	<2	.000	0	0	0	0	0	0-0	0
	=2	.000	1	0	0	0	0	0-0	2
		.000	1	0	0	0	0	0-0	2
BRAVES	<2	.272	92	25	4	0	4	94-82	242
	=2	.271	85	23	6	1	3	61-52	188
		.271	177	48	10	1	7	155-134	430

2010 Braves Pinch Hitters

BATTER	AVG	AB	R	H	2B	3B	HR	RBI	BB	SO	OBP
Ankiel	.333	3	1	1	1	0	0	0	0	1	.389
Blanco	.500	2	0	1	0	0	0	0	0	0	.500
Cabrera	.333	12	3	4	0	0	0	0	1	2	.385
Conrad	.224	58	9	13	4	0	3	12	3	20	.262
Diaz	.217	23	2	5	2	0	1	3	1	5	.280
Escobar	.---	0	0	0	0	0	0	0	1	0	1.000
Freeman	.182	11	2	2	0	0	1	1	0	4	.182
Glaus	.133	15	0	2	0	0	0	0	2	4	.235
Hernandez	.125	8	1	1	0	0	1	1	0	3	.125
Heyward	.667	3	0	2	0	0	0	2	1	0	.750
Hicks	.000	4	0	0	0	0	0	0	1	1	.200
Hinske	.298	47	11	14	3	1	3	12	5	7	.389
Hudson	.---	0	0	0	0	0	0	0	0	0	.---
Infante	.250	12	1	3	0	0	0	1	1	4	.308
Jones	.429	7	1	3	2	0	0	3	1	0	.500
Lee	.000	2	0	0	0	0	0	0	0	1	.000
Lowe	.---	0	0	0	0	0	0	0	0	0	.---
McCann	.273	11	3	3	0	0	1	5	1	3	.333
McLouth	.429	7	2	3	1	0	0	0	0	0	.500
Ross	.000	3	0	0	0	0	0	2	1	0	.250
Totals	.250	228	36	57	13	1	10	42	19	55	.319

2010 Braves Detailed Hitting

	Multi-Hit Games						Infield	Multi-RBI Games						2-Out	GW
Player	2	3	4	5	6	Tot	Hits	2	3	4	5	Tot	RBI	RBI	
Ankiel	5	0	0	0	0	5	3	2	1	0	0	3	6	1	
Blanco	5	0	0	0	0	5	7	1	0	0	0	1	0	0	
Cabrera	22	5	0	0	0	27	13	5	1	0	0	6	17	7	
Conrad	8	0	0	0	0	8	4	4	2	3	0	9	12	5	
Diaz	10	5	0	0	0	15	3	7	2	0	0	9	5	6	
Escobar	17	2	0	0	0	19	5	1	1	0	1	3	6	1	
Freeman	0	0	0	0	0	0	0	0	0	0	0	0	1	0	
Glaus	17	3	1	0	0	21	2	14	5	2	0	21	34	11	
Gonzalez	13	1	1	0	0	15	3	9	2	1	0	12	14	3	
Hanson	1	0	0	0	0	1	0	1	0	0	0	1	3	0	
Heyward	29	7	3	0	0	39	13	10	4	3	0	17	34	12	
Hinske	12	1	0	0	0	13	3	7	2	1	0	10	21	4	
Hudson	2	0	0	0	0	2	4	0	0	0	0	0	3	1	
Infante	37	9	4	0	0	50	28	8	0	1	0	9	22	7	
Jones	20	3	0	0	0	23	7	7	3	0	0	10	17	8	
Jurrjens	0	0	0	0	0	0	0	0	0	0	0	0	0	0	
Kawakami	0	0	0	0	0	0	0	0	0	0	0	0	1	0	
Lee	8	2	0	0	0	10	1	3	1	1	1	6	12	2	
Lowe	0	0	0	0	0	0	0	1	0	0	0	1	1	0	
McCann	27	5	1	0	0	33	8	9	3	3	1	16	23	9	
McLouth	8	0	0	0	0	8	5	3	2	0	0	5	5	1	
Medlen	0	0	0	0	0	0	0	0	0	0	0	0	1	0	
Prado	39	18	1	0	0	58	13	9	4	0	2	15	29	6	
Ross	6	2	0	0	0	8	3	4	1	1	0	6	14	4	
Totals	286	63	11	0	0	360	125	105	34	16	5	160	281	88	

2010 Braves Lineups

Games Started By Position

1B	Glaus-107, Lee-36, Hinske-17, Freeman-2
2B	Prado-97, Infante-63, Conrad-2
3B	Jones-86, Prado-42, Conrad-22, Infante-12
SS	Escobar-73, Gonzalez-71, Infante-18
LF	Diaz-53, Hinske-50, Cabrera-45, Infante-8, McLouth-5, Clevlen-1
CF	McLouth-63, Cabrera-49, Ankiel-34, Blanco-16
RF	Heyward-136, Cabrera-21, Infante-5
C	McCann-129, Ross-33
P	Hanson-34, Hudson-34, Lowe-33, Jurrjens-20, Kawakami-16, Medlen-14, Minor-8, Beachy-3
DH	McCann-2, Glaus-2, Hinske-1, Jones-1

Games Started In Batting Order

1	Prado-66, Infante-66, McLouth-13, Cabrera-8, Diaz-5, Escobar-3, Conrad-1
2	Heyward-99, Prado-32, Infante-12, Cabrera-10, Conrad-4, Escobar-2, Blanco-1, Gonzalez-1, Ankiel-1
3	Jones-87, Prado-41, Heyward-11, Gonzalez-7, Hinske-3, Infante-4, Conrad-1, McCann-4, Escobar-1, Cabrera-1, Diaz-1, Lee-1
4	McCann-100, Glaus-36, Lee-17, Diaz-7, Hinske-2
5	Glaus-66, McCann-27, Hinske-18, Lee-17, Diaz-16, Escobar-10, Cabrera-2, Gonzalez-2, Heyward-1, Freeman-1, Conrad-1
6	Hinske-44, Cabrera-19, Escobar-19, Gonzalez-19, Diaz-15, Heyward-13, McLouth-14, Glaus-6, Infante-5, Ross-4, Conrad-2, Ankiel-1, Freeman-1
7	Gonzalez-40, Escobar-36, Cabrera-26, Ross-15, Heyward-12, Infante-10, Conrad-10, Ankiel-7, Diaz-4, McLouth-1, Glaus-1
8	Cabrera-48, McLouth-40, Ankiel-25, Ross-13, Blanco-12, Infante-9, Diaz-5, Conrad-4, Escobar-2, Gonzalez-2, Hinske-1, Clevlen-1
9	Hanson-33, Hudson-32, Lowe-31, Jurrjens-20, Kawakami-16, Medlen-13, Minor-8, Blanco-3, Beachy-3, Cabrera-1, Conrad-1, Ross-1

Number of different lineups used: 109 (does not include pitcher's slot)

2010 Home Run Breakdown

ATL Solo	89	Opp. Solo	78
ATL 2-Run	30	Opp. 2-Run	36
ATL 3-Run	13	Opp. 3-Run	9
ATL Grand Slams	7	Opp. Grand Slams	3
Total	139	Opp. Total	126

Scoring By Inning

ATL	Inning	Opp.
83	1st	.67
70	2nd	.79
74	3rd	.63
70	4th	.73
86	5th	.69
89	6th	.75
105	7th	.88
82	8th	.67
60	9th	.37
10	10th	.2
6	11th	.4
3	12th	.2
0	13th	.1
738	Total	.629

Homers By Inning

ATL	Inning	Opp.
15	1st	.18
12	2nd	.14
17	3rd	.13
13	4th	.15
18	5th	.15
13	6th	.14
23	7th	.16
11	8th	.8
12	9th	.11
2	10th	.1
1	11th	.0
1	12th	.0
0	13th	.0
139	Total	.126

Errors By Inning

ATL	Inning	Opp.
15	1st	.24
18	2nd	.8
12	3rd	.10
7	4th	.9
23	5th	.10
16	6th	.9
11	7th	.11
16	8th	.15
3	9th	.5
1	10th	.1
2	11th	.0
0	12th	.0
1	13th	.1
126	Total	.103

2010 Home Runs - Braves and Opponents

Date, Opp.	Player/Pitcher	Inn.	On	Out	Dist.
4/5 vs. CHI	Byrd/Lowe	1	2	2	405
	Heyward [^] /Zambrano	1	2	1	414
	McCann/Zambrano	2	0	1	411
	Ramirez/Lowe	3	1	2	377
4/7 vs. CHI	Jones/Grabow	8	1	1	407
4/8 vs. CHI	Colvin/Hanson	2	0	1	385
	Byrd/Hanson	4	0	1	398
4/9 at SF	Renteria/Wagner	9	1	1	---
4/10 at SF	Heyward/Wellemeier	6	0	1	---
4/11 at SF	McCann/Lincecum	1	1	2	---
	Sandoval/Medlen	8	1	1	---
	Heyward/Affeldt	9	0	2	---
4/12 at SD	Venable/Reyes	4	1	1	414
	Blanks/Reyes	5	2	1	376
4/14 at SD	Glaus/Gallagher	7	2	2	417
4/15 at SD	Prado/Latos	1	0	1	386
	Venable/Hudson	6	0	0	370
4/16 vs. COL	Smith/Lowe	5	2	0	354
	Jones/Beimel	5	0	2	404
4/18 vs. COL	Stewart/Jurrjens	7	0	1	391
	Gonzalez/Jurrjens	8	0	0	352
4/20 vs. PHI	Glaus [^] /Madson	9	1	2	396
	Heyward [^] /Madson	9	0	2	415
	McLouth/Contreras	10	0	0	365
4/23 at NYM	Davis/Kawakami	5	0	0	450
4/26 at STL	Rasmus/Hudson	7	0	0	351
4/27 at STL	Ludwick/Lowe	4	0	1	396
4/29 at STL	Freese/Jurrjens	1	2	2	348
	Greene/Chavez	6	0	1	398
	Heyward/Reyes	7	0	0	381
4/30 vs. HOU	McLouth [^] /Myers	1	0	0	399
	Heyward/Myers	3	1	1	408
5/1 vs. HOU	Heyward/Gervacio	7	0	0	413
5/4 at WSH	Willingham/Kawakami	2	0	1	---
	Heyward/Hernandez	4	0	0	---
	Desmond/Kawakami	5	0	0	---
	Dunn/O'Flaherty	6	0	0	---
5/5 at WSH	Infante/Atilano	2	1	2	---
	McCann/Hanson	2	0	0	---
5/6 at WSH	Rodriguez/Hudson	5	0	1	---
	Dunn/Hudson	7	0	0	---
5/7 at PHI	Werth/Lowe	3	2	2	399
5/9 at PHI	Polanco/Kawakami	2	0	2	355
	Werth/Kawakami	3	0	1	360
	Victorino/Kawakami	7	0	1	370
5/10 at MIL	Glaus/Davis	6	0	0	420
	Prado/Parra	6	3	2	400
	McGehee/Chavez	9	1	1	405
5/11 at MIL	Glaus/Bush	6	0	0	423
	Conrad/Villanueva	8	0	0	375
5/12 at MIL	Conrad/Villanueva	8	1	1	370
5/14 vs. ARI	McCann/Kennedy	7	0	0	403
	McLouth/Gutierrez	7	2	1	385
5/15 vs. ARI	Upton/Hanson	1	0	2	415
	Johnson/Chavez	9	0	1	387
	Drew/Chavez	9	1	2	398
5/16 vs. ARI	Prado [^] /Haren	1	0	0	370
	Hinske/Haren	5	1	1	395
	Prado/Valdez	6	0	0	408
	Glaus/Howry	8	0	0	400
5/17 vs. NYM	Hinske/Pelfrey	5	0	0	348
5/18 vs. NYM	Glaus/Santana	3	1	2	375
	Davis/Medlen	5	0	0	415
	Francoeur/Medlen	5	0	1	374
5/19 vs. CIN	McCann/Harang	1	1	1	405
	Heisey/Wagner	9	0	0	381
5/20 vs. CIN	Votto/Hanson	2	3	2	423
	Nix/Chavez	5	0	1	420
	Conrad/Cordero	9	3	1	380
5/21 at PIT	Heyward/Ohlendorf	3	1	0	---
	McCann/Karstens	7	0	1	---
5/22 at PIT	Cabrera/Morton	2	0	0	---
	Hinske/Morton	3	0	0	---
5/23 at PIT	Hinske/Meek	8	0	0	---
	Doumit/Saito	10	0	2	---
5/25 at FLA	Maybin/Kawakami	3	0	0	---
5/26 at FLA	Ramirez/Hanson	1	0	2	---

Date, Opp.	Player/Pitcher	Inn.	On	Out	Dist.
5/29 vs. PIT	Heyward/Burres	1	0	1	404
	McCutchen/Medlen	3	0	0	374
5/30 vs. PIT	Glaus/Maholm	3	0	2	350
	Clement/Kawakami	7	1	0	423
5/31 vs. PHI	Jones/Blanton	1	1	1	379
	Glaus/Durbin	7	2	1	408
6/1 vs. PHI	Glaus/Hamels	1	2	1	395
	Howard/Hudson	6	1	0	389
6/3 at LAA	Glaus/Kuroda	4	0	0	---
6/5 at LAA	Glaus/Belisario	7	1	1	---
6/6 at LAA	Prado/Ely	5	0	0	---
	McCann/Ely	5	1	1	---
	Furcal/Hudson	5	0	1	---
6/7 at ARI	Reynolds/Lowe	4	0	1	---
6/8 at ARI	Johnson [^] /Medlen	1	0	0	---
	Upton/Medlen	1	0	2	---
	Reynolds/Medlen	2	0	0	---
6/9 at ARI	Parra [^] /Moylan	8	1	1	---
6/10 at ARI	Young/Martinez	7	0	0	---
6/12 at MIN	Cabrera/Blackburn	5	0	1	353
6/13 at MIN	Prado/Slowey	2	0	1	398
	Glaus/Slowey	5	0	2	386
	Glaus/Mijares	7	0	2	367
	Young/Medlen	7	2	2	413
6/15 vs. TB	Longoria/Kawakami	1	1	1	400
	Jones/Cormier	8	0	1	406
6/16 vs. TB	Hinske/Wheeler	6	0	1	383
6/17 vs. TB	Heyward/Shields	4	0	1	413
6/18 vs. KC	Butler/Lowe	4	0	0	396
6/19 vs. KC	McCann/Greinke	4	0	0	387
	Glaus/Tejada	9	0	0	355
6/22 at CWS	Prado [^] /Danks	1	0	0	345
	Quentin/Hanson	4	2	2	---
	McCann/Linebrink	9	0	0	411
6/23 at CWS	Quentin/Hudson	4	1	2	---
	Quentin/Hudson	7	0	0	---
6/24 at CWS	Konerko/Saito	8	1	2	---
6/25 vs. DET	McCann/Oliver	4	0	1	402
	Conrad [#] /Bonine	8	0	0	387
6/26 vs. DET	Jones/Zumaya	7	2	2	424
	Cabrera/Saito	9	0	1	395
6/27 vs. DET	Boesch/Martinez	5	1	2	392
6/29 vs. WSH	Willingham/Moylan	7	1	2	401
7/2 vs. FLA	Ramirez/Medlen	1	0	2	415
	Sanchez/Wagner	9	0	0	402
7/4 vs. FLA	Uggla/Hudson	4	0	1	399
	McCann/Nolasco	6	0	1	355
7/5 at PHI	Jones/Halladay	1	0	2	390
	Dobbs/Lowe	6	1	1	395
7/6 at PHI	Ibanez/Jurrjens	1	1	1	386
	Prado/Hamels	7	0	2	349
	Hinske/Zagurski	11	1	2	375
7/7 at PHI	Prado [^] /Moyer	1	0	0	360
	Howard/Medlen	5	1	2	364
	Prado/Moyer	6	0	1	348
	Diaz/Moyer	6	1	1	413
	Victorino/Medlen	7	0	2	362
7/9 at NYM	Cabrera [^] /Dickey	7	0	2	---
	Infante [^] /Dickey	7	0	2	---
7/11 at NYM	Davis/Lowe	6	0	0	---
7/15 vs. MIL	Hart/Jurrjens	1	0	1	354
	Prado/Bush	3	0	1	405
	Jones/Bush	3	0	2	409
7/16 vs. MIL	Braun/Hanson	3	1	0	403
7/17 vs. MIL	Diaz/Narveson	4	1	2	369
	Fielder/Hudson	7	0	0	406
	Hinske/Coffey	7	0	2	412
7/18 vs. MIL	Weeks [^] /Lowe	1	0	0	434
	McCann/Parra	3	3	0	396
	Diaz/Parra	5	0	1	428
	Weeks/Lowe	6	0	0	358
	Fielder/Chavez	8	0	0	398
7/20 vs. SD	Denorfia/Jurrjens	2	0	1	375
	Diaz/LeBlanc	4	1	1	359
7/21 vs. SD	McCann/Garland	3	1	2	362
	Hairston/Wagner	9	0	1	390

2010 Home Runs - Braves and Opponents

Date, Opp.	Player/Pitcher	Inn.	On	Out	Dist.
7/23 at FLA	Uggla/Lowe	1	1	2	---
	Prado/Sanabia	5	0	0	---
	McCann/Tankersley	7	2	2	---
	Sanchez/Moylan	7	0	0	---
7/24 at FLA	Prado*/Sanchez	1	0	0	---
	Uggla/Medlen	3	1	2	---
	Stanton/Medlen	6	0	2	---
	Conrad/Badenhop	8	3	1	---
7/25 at FLA	Hinske/Volstad	3	0	0	---
7/29 at WSH	Desmond/Lowe	2	0	2	---
	Diaz/Olsen	4	1	1	---
	Dunn/Saito	8	0	1	---
7/30 at CIN	McCann/Cueto	5	1	1	---
	Votto/Venters	8	0	0	---
7/31 at CIN	Rolen/Jurrjens	4	0	2	---
8/1 at CIN	Gonzalez/Volquez	2	0	0	---
8/2 vs. NYM	Jones/Santana	7	0	1	400
8/3 vs. NYM	Francoeur/Wagner	9	0	0	363
8/4 vs. NYM	Jones/Pelfrey	3	0	2	401
	McCann/Pelfrey	3	0	2	376
	Cabrera/Valdez	8	0	0	360
8/5 vs. SF	Gonzalez/Lincecum	2	1	0	385
	Hinske/Lincecum	6	0	1	404
8/6 vs. SF	Gonzalez/Zito	5	0	0	386
	Jones/Zito	6	0	2	380
8/8 vs. SF	Ross/Sanchez	2	1	1	395
	Infante/Sanchez	4	0	2	389
	Ishikawa/Moylan	7	0	0	404
8/9 at HOU	Heyward/Norris	3	0	1	405
	McCann/Norris	6	1	0	410
8/10 at HOU	Conrad/Lindstrom	9	1	0	403
	Glaus/Lindstrom	9	0	2	374
8/11 at HOU	McCann*/Fulchino	10	3	1	---
8/13 vs. LAD	Conrad/Kuroda	7	0	1	406
8/15 vs. LAD	Glaus/Padilla	5	2	1	414
8/17 vs. LAD	Hernandez*/Olsen	6	0	0	393
8/19 vs. WSH	Morse/Lowe	2	0	1	394
	Harris/Farnsworth	9	1	1	411
8/20 at CHI	Infante/Dempster	3	0	2	---
	Ramirez/Jurrjens	4	0	0	---
8/22 at CHI	Infante*/Wells	1	0	0	---
	Heyward/Wells	3	0	1	---
	Ramirez/Minor	3	1	2	---
	Infante/Wells	4	2	2	---
	Heyward/Mateo	9	1	2	---
8/23 at COL	Stewart/Hudson	4	1	1	421
	Prado/Hammel	5	1	2	427
	Ankiel/Hammel	7	0	0	378
8/24 at COL	Gonzalez/Lowe	1	1	1	422
	Gonzalez/De La Rosa	2	0	2	411
	Smith/Lowe	6	0	0	438
8/25 at COL	Smith/Jurrjens	2	0	2	417
	Infante/Corpas	3	1	1	382
8/27 vs. FLA	Maybin*/Hanson	1	0	0	385
	Morrison*/Hanson	1	0	0	411
	Uggla*/Hanson	6	0	0	364
	Sanchez*/Hanson	6	0	0	396
	Heyward/Volstad	8	0	1	410
8/28 vs. FLA	Diaz/Nolasco	2	0	0	400
	Hinske/Miller	4	0	0	398
	Prado/Badenhop	7	1	2	354
8/29 vs. FLA	Ramirez/Lowe	1	2	0	391
	Diaz/Nunez	9	1	0	385
	McCann/Nunez	9	0	2	349
8/30 vs. NYM	Heyward/Misch	2	2	2	390
	McCann/Perez	7	0	0	389
8/31 vs. NYM	Ross/Niese	5	3	2	374
9/2 vs. NYM	McCann/Santana	2	0	0	399
	Wright/Hudson	6	0	2	403
9/5 at FLA	Ramirez/Minor	3	1	0	---
9/6 at PIT	Walker/Hanson	6	1	0	---
9/7 at PIT	Young/O'Flaherty	7	1	2	---
9/9 vs. STL	Lee/Wainwright	1	1	2	346
	Schumaker/Jurrjens	2	1	2	385
	Pujols/Jurrjens	4	0	2	387
	Rasmus/Martinez	5	0	0	375
	Rasmus/Kawakami	9	0	1	391

Date, Opp.	Player/Pitcher	Inn.	On	Out	Dist.
9/10 vs. STL	McLouth/Carpenter	2	0	2	406
	Holliday/Minor	3	1	2	409
	Carpenter/Minor	4	0	2	348
9/11 vs. STL	Heyward/Reyes	7	0	0	340
	Gonzalez/Boggs	12	2	1	415
9/12 vs. STL	Pujols/Hudson	1	0	2	437
	Pujols/Hudson	5	0	0	382
	McLouth/Hawsworth	8	0	2	378
9/14 vs. WSH	Dunn/Jurrjens	2	1	0	455
	Hernandez/Jurrjens	4	0	2	367
	Desmond/Proctor	9	0	1	427
9/15 vs. WSH	Maxwell/Minor	2	3	1	372
9/17 at NYM	Heyward/Niese	4	2	2	---
	Duda/Hanson	4	0	1	---
9/18 at NYM	Reyes/Hudson	3	0	0	---
	Hernandez/Hudson	5	0	0	---
	McLouth/Parnell	9	0	1	---
9/19 at NYM	Wright/Lowe	1	1	2	---
	Lee/Acosta	7	3	2	---
9/21 at PHI	Werth/Minor	3	2	1	420
	Freeman*/Halladay	7	0	2	421
9/24 at WSH	Dunn/Hudson	2	0	0	---
	Dunn/Hudson	3	1	1	---
	Infante/Zimmerman	5	0	2	---
	Harris*/Farnsworth	7	0	0	---
9/25 at WSH	Gonzalez/Maya	6	2	1	---
9/26 at WSH	Ankiel/Hernandez	5	0	0	---
9/27 vs. FLA	McCann/Sanabia	4	0	1	398
9/28 vs. FLA	Hinske/Sanchez	7	1	2	396
	Uggla/Moylan	8	0	0	345
9/29 vs. FLA	Conrad/Miller	3	2	2	416
10/1 vs. PHI	Rollins/Dunn	6	3	2	377
10/3 vs. PHI	Mayberry/Hudson	3	1	1	365
	Lee/Blanton	5	0	0	414
	Werth/Hudson	7	1	1	398

* First career

#Pinch-hit

^ Leadoff

^^ Back-to-back

% Inside-the-park

2010 Awards & Honors

Player	Award	Date
Brooks Conrad	N.L. Clutch Perform. of Month	May
Troy Glaus	N.L. Player of the Month	May
Jason Heyward	N.L. Rookie of the Month	April
	N.L. Rookie of the Month	May
	N.L. All-Star (voted by fans)	
Tim Hudson	N.L. All-Star	
	N.L. Pitcher of the Month	August
	N.L. Comeback Player of Year	
Omar Infante	N.L. All-Star	
	N.L. Player of the Week	8/16-22
Derek Lowe	N.L. Pitcher of the Month	Sept.
Brian McCann	N.L. All-Star (MVP)	
	Roberto Clemente (Braves)	
Martin Prado	N.L. Player of the Week	5/10-16
	N.L. All-Star	
Billy Wagner	N.L. All-Star	

Final At-Bat Victories (26)			
Date	Score	Game-Winner	Inning
4/10 vs. WSH	6-5	Johnson RBI-single to right field scores Schafer	10th
4/7 vs. CHI	3-2	Jones two-run home run to center with one out	8th
4/18 vs. COL	4-3	Heyward two-out, two-run single to left	9th
4/20 vs. PHI	4-3	McLouth solo home run to right with no outs	10th
5/5 at WSH	7-6	Diaz one-out, one-run single to right	10th
5/14 vs. ARI	6-5	Prado one-out, two-run single to right	9th
5/18 vs. NYM	3-2	Cabrera infield-single to third, thrown away at first with no outs	9th
5/19 vs. CIN	5-4	Heyward two-out, one-run double to right	9th
5/20 vs. CIN	10-9	Conrad one-out, pinch-hit grand slam to left-center	9th
5/30 vs. PIT	5-2	Heyward two-out, two-run triple to left-center	8th
6/2 vs. PHI	2-1	Infante two-out RBI single to right-center	8th
6/10 at ARI	11-7	McCann one-out, RBI-single to right; 4 total runs scored in inning	9th
6/12 at MIN	3-2	Conrad one-out suicide squeeze to score Blanco, safe at 1st	9th
6/19 vs. KC	5-4	Glaus solo home run (0-2 count) to left with no outs	9th
6/20 vs. KC	8-5	Hinske two-run double to center with two out	8th
7/2 vs. FLA	4-3	Infante two-run single to left-center with no outs	9th
7/6 at PHI	6-3	Diaz RBI-double, followed by Hinske two-run homer	11th
7/30 at CIN	6-4	Heyward two-run, two-out double to left	10th
8/10 at HOU	4-2	Conrad two-run home run to right with no outs	9th
8/11 at HOU	8-2	Scored six runs in 10th inning, capped by McCann's PH-GS	10th
8/16 vs. LAD	4-3	Cabrera two-run, one-out single to left	9th
8/18 vs. WSH	3-2	Heyward two-out, one-run single to right	9th
8/20 at CHI	5-3	Ankiel two-out bases-loaded triple to right-field corner	9th
8/29 vs. FLA	7-6	Diaz PH two-run HR to tie, McCann walk-off solo HR for win	9th
9/11 vs. STL	6-3	Gonzalez one-out, three-run HR to left	12th
9/27 vs. FLA	2-1	Infante two-out single to left scores McLouth	11th

Running Game				
Player	2B SB-ATT	3B SB-ATT	HP SB-ATT	Total SB-ATT
Ankiel	2-3	---	---	2-3 (67%)
Blanco	1-3	---	---	1-3 (33%)
Cabrera	5-6	2-2	---	7-8 (88%)
Conrad	4-5	1-1	---	5-6 (83%)
Diaz	3-4	---	---	3-4 (75%)
Escobar	5-6	---	---	5-6 (83%)
Glaus	---	---	---	0-0 (---)
Gonzalez	0-1	---	0-1	0-2 (---)
Heyward	8-13	2-3	1-1	11-17 (65%)
Hinske	---	---	---	0-0 (---)
Infante	6-11	1-2	---	7-13 (54%)
Jones	4-4	1-1	---	5-5 (100%)
McCann	5-7	---	---	5-7 (71%)
McLouth	7-9	---	---	7-9 (78%)
Prado	5-8	---	---	5-8 (63%)
Ross	---	0-1	---	0-1 (0%)
Team Totals	55-80	7-10	1-2	63-92 (68%)

2010 Braves Pitching

VS. LEFTHANDED BATTERS

PITCHER	AVG	AB	H	HR	HB	BB	SO
Beachy	.273	33	9	0	0	4	7
Chavez	.255	51	13	4	1	5	8
Dunn	.211	38	8	0	0	6	18
Farnsworth	.281	32	9	2	0	4	10
Hanson	.226	354	80	5	7	27	86
Hudson	.233	399	93	11	3	38	68
Junjens	.294	197	58	6	0	25	32
Kawakami	.299	157	47	4	0	16	23
Kimbrel	.176	34	6	0	0	7	18
Lowe	.287	369	106	5	2	33	49
Martinez	.326	46	15	2	0	2	6
Medlen	.281	178	50	5	1	9	39
Minor	.293	41	12	0	1	3	13
Moylan	.308	52	16	2	0	22	3
O'Flaherty	.231	78	18	1	0	5	19
Proctor	.182	11	2	0	0	0	4
Resop	.571	7	4	0	0	3	0
Reyes	.333	6	2	1	0	1	1
Saito	.244	86	21	2	0	10	21
Venters	.198	96	19	1	6	10	46
Wagner	.071	56	4	0	1	6	25
Totals	.255	2321	592	51	22	236	496

VS. RIGHTEHANDED BATTERS

PITCHER	AVG	AB	H	HR	HB	BB	SO
Beachy	.259	27	7	0	0	3	6
Chavez	.290	93	27	2	0	7	21
Dunn	.212	33	7	1	0	11	9
Farnsworth	.150	40	6	0	0	3	15
Hanson	.251	407	102	9	7	29	87
Hudson	.225	427	96	9	6	36	71
Junjens	.250	248	62	7	2	17	54
Kawakami	.271	188	51	6	1	16	36
Kimbrel	.079	38	3	0	0	9	22
Lowe	.259	378	98	13	2	28	87
Martinez	.228	57	13	1	0	4	16
Medlen	.257	226	58	8	2	12	44
Minor	.320	128	41	6	0	8	30
Moylan	.214	173	37	3	2	15	49
O'Flaherty	.229	83	19	1	1	13	17
Proctor	.222	9	2	1	0	4	2
Resop	.250	4	1	0	0	0	2
Reyes	.571	14	8	1	0	2	1
Saito	.172	116	20	2	0	7	48
Venters	.207	203	42	0	2	29	47
Wagner	.186	183	34	5	2	16	79
Totals	.239	3075	734	75	27	269	745

2010 Braves Pitching

AT HOME

PITCHER	ERA	W-L	G	GS	CG	SHO	SV	IP	H	R	ER	HR	BB	SO	AVG
Beachy	3.18	0-1	1	1	0	0	0	5.2	7	4	2	0	1	5	.292
Chavez	5.29	0-0	1	0	0	0	0	17.0	16	10	10	4	3	12	.250
Dunn	1.86	2-0	15	0	0	0	0	9.2	8	2	2	1	12	11	.216
Farnsworth	3.86	0-0	13	0	0	0	0	11.2	9	5	5	1	3	13	.225
Hanson	3.43	5-5	18	18	0	0	0	107.2	93	45	41	9	23	86	.233
Hudson	2.48	11-5	18	18	0	0	0	123.1	96	35	34	8	36	88	.218
Junjens	3.51	6-2	10	10	0	0	0	59.0	63	25	23	8	24	50	.280
Kawakami	4.74	1-2	9	7	0	0	0	38.0	43	25	20	3	13	29	.279
Kimbrel	0.71	4-0	12	0	0	0	0	12.2	3	1	1	0	9	25	.071
Lowe	3.72	10-5	17	17	0	0	0	101.2	106	44	42	8	24	78	.274
Martinez	5.29	0-0	10	0	0	0	0	17.0	17	10	10	2	3	13	.262
Medlen	3.10	2-1	15	6	0	0	0	49.1	48	19	17	4	11	39	.264
Minor	4.84	2-1	5	4	0	0	0	22.1	25	12	12	3	8	21	.281
Moylan	2.56	3-1	41	0	0	0	1	31.2	21	12	9	3	19	27	.202
O'Flaherty	2.49	1-0	26	0	0	0	0	21.2	17	6	6	0	10	20	.213
Proctor	10.13	0-0	4	0	0	0	0	2.2	10	3	3	1	2	3	.300
Resop	22.50	0-0	1	0	0	0	0	2.0	5	5	5	0	3	2	.455
Saito	2.49	2-0	0	0	0	0	1	25.1	16	7	7	1	9	32	.178
Venters	1.66	1-1	38	0	0	0	0	43.1	32	17	8	0	21	50	.201
Wagner	1.56	6-1	41	0	0	0	22	40.1	20	8	7	4	11	62	.148
Totals	3.18	56-25	81	81	0	5	24	742.0	648	295	262	60	245	666	.273

ON ROAD

PITCHER	ERA	W-L	G	GS	CG	SHO	SV	IP	H	R	ER	HR	BB	SO	AVG
Beachy	2.89	0-1	2	2	0	0	0	9.1	9	5	3	0	6	10	.250
Chavez	6.41	3-2	17	0	0	0	0	19.2	24	14	14	2	9	17	.300
Dunn	1.93	0-0	10	0	0	0	0	9.1	7	2	2	0	5	16	.206
Farnsworth	7.56	0-2	10	0	0	0	0	8.1	6	7	7	1	4	12	.188
Hanson	3.22	5-6	16	16	1	0	0	95.0	89	41	34	5	7	87	.247
Hudson	3.25	6-4	16	16	1	0	0	105.1	93	39	38	12	38	51	.242
Junjens	5.81	1-4	10	10	0	0	0	57.1	57	38	37	5	18	36	.259
Kawakami	5.47	0-8	9	9	0	0	0	49.1	55	32	30	7	19	30	.288
Kimbrel	0.00	0-0	9	0	0	0	1	8.0	6	1	0	0	7	15	.200
Lowe	4.30	6-7	16	16	0	0	0	92.0	98	44	44	10	37	58	.272
Martinez	4.00	0-0	8	0	0	0	0	9.0	11	4	4	1	3	9	.289
Medlen	4.17	4-1	16	8	0	0	0	58.1	60	29	27	9	10	44	.270
Minor	7.36	1-1	4	4	0	0	0	18.1	28	16	15	3	3	22	.350
Moylan	3.38	3-1	44	0	0	0	0	32.0	32	12	12	2	18	25	.264
O'Flaherty	2.42	2-2	30	0	0	0	0	22.1	20	8	6	2	8	16	.247
Proctor	3.00	0-0	2	0	0	0	0	3.0	1	1	1	0	2	3	.100
Reyes	24.30	0-0	1	0	0	0	0	3.1	10	9	9	2	3	2	.500
Saito	3.10	0-3	29	0	0	0	0	28.2	25	13	10	3	8	37	.223
Venters	2.27	3-3	41	0	0	0	1	39.2	29	13	10	1	18	43	.207
Wagner	1.24	1-1	30	0	0	0	15	29.0	18	6	4	1	11	42	.173
Totals	3.96	45-46	81	81	2	4	17	697.1	678	334	307	66	260	575	.255

2010 Braves Pitching

DAY

PITCHER	ERA	W-L	G	GS	CG	SHO	SV	IP	H	R	ER	HR	BB	SO	AVG
Beachy	3.60	0-0	1	1	0	0	0	5.0	5	2	2	0	3	9	.278
Chavez	7.82	0-2	9	0	0	0	0	12.2	19	11	11	3	6	12	.352
Dunn	1.29	0-0	9	0	0	0	0	7.0	5	1	1	0	9	10	.200
Farnsworth	5.40	0-1	9	0	0	0	0	6.2	5	4	4	1	3	8	.200
Hanson	3.67	2-4	11	11	0	0	0	61.1	57	31	25	2	22	54	.241
Hudson	2.17	7-0	9	9	0	0	0	62.1	42	16	15	6	15	27	.195
Junjens	6.40	1-4	9	9	0	0	0	52.0	57	37	37	6	15	38	.285
Kawakami	4.45	1-2	5	5	0	0	0	28.1	24	16	14	4	8	15	.229
Kimbrel	0.00	3-0	10	0	0	0	1	9.0	3	0	0	0	9	17	.097
Lowe	3.62	9-3	14	14	0	0	0	79.2	82	32	32	9	20	57	.267
Martinez	4.97	0-0	6	0	0	0	0	12.2	15	7	7	2	1	8	.300
Medlen	2.86	1-1	10	3	0	0	0	28.1	30	10	9	2	6	19	.280
Minor	7.80	1-1	3	3	0	0	0	15.0	20	13	14	3	2	23	.333
Moylan	2.63	2-0	31	0	0	0	1	24.0	16	7	7	1	9	21	.193
O'Flaherty	1.20	2-1	19	0	0	0	0	15.0	10	3	2	0	4	13	.196
Proctor	0.00	0-0	1	0	0	0	0	0.2	0	0	0	0	0	2	.000
Reyes	24.30	0-0	1	0	0	0	0	3.1	10	9	9	2	3	2	.500
Saito	3.92	2-2	22	0	0	0	1	20.2	13	9	9	4	7	26	.178
Venters	1.93	0-2	27	0	0	0	0	28.0	22	14	6	0	16	32	.210
Wagner	1.80	1-0	20	0	0	0	8	20.0	12	4	4	1	0	31	.171
Totals	3.77	32-23	55	55	0	3	11	491.2	447	226	106	46	165	424	.243

NIGHT

PITCHER	ERA	W-L	G	GS	CG	SHO	SV	IP	H	R	ER	HR	BB	SO	AVG
Beachy	2.70	0-2	2	2	0	0	0	10.0	11	7	3	0	4	6	.262
Chavez	4.88	3-0	19	0	0	0	0	24.0	21	13	13	3	6	17	.233
Dunn	2.25	2-0	16	0	0	0	0	12.0	10	3	3	1	8	17	.217
Farnsworth	5.40	0-1	14	0	0	0	0	13.1	10	8	8	1	4	17	.213
Hanson	3.18	8-7	23	23	1	0	0	141.1	125	55	50	12	34	119	.239
Hudson	3.08	10-9	25	25	1	0	0	166.1	147	58	57	14	59	112	.241
Junjens	3.22	6-2	11	11	0	0	0	64.1	63	26	23	7	27	48	.257
Kawakami	5.49	0-8	13	11	0	0	0	59.0	74	41	36	6	24	44	.308
Kimbrel	0.77	1-0	11	0	0	0	0	11.2	6	2	1	0	7	23	.146
Lowe	4.26	7-9	19	19	0	0	0	114.0	122	56	54	9	41	79	.277
Martinez	4.73	0-0	12	0	0	0	0	13.1	13	7	7	1	5	14	.245
Medlen	3.97	5-1	21	11	0	0	0	79.1	78	38	35	11	15	64	.263
Minor	4.91	2-1	6	5	0	0	0	25.2	33	15	14	3	9	20	.303
Moylan	3.18	4-2	54	0	0	0	0	39.2	37	17	14	3	28	31	.261
O'Flaherty	3.10	1-1	37	0	0	0	0	29.0	27	11	10	2	14	23	.245
Proctor	7.20	0-0	5	0	0	0	0	5.0	4	4	4	1	4	4	.222
Resop	22.50	0-0	1	0	0	0	0	2.0	5	5	5	0	3	2	.455
Saito	2.16	0-1	34	0	0	0	0	33.1	28	11	8	0	10	43	.217
Venters	1.96	4-2	52	0	0	0	1	55.0	39	16	12	1	23	61	.201
Wagner	1.28	6-2	51	0	0	0	29	49.1	26	10	7	4	15	73	.154
Totals	3.45	59-48	107	107	2	6	30	947.2	879	403	363	80	340	817	.247

2010 Braves Fielding

PITCHERS	PCT	G	PO	A	E	TC	DP	TP
Beachy	1.000	3	4	0	0	4	0	0
Chavez	1.000	28	1	5	0	6	0	0
Dunn	1.000	25	0	1	0	1	0	0
Farnsworth	.500	23	1	1	2	4	0	0
Hanson	.930	34	15	25	3	43	3	0
Hudson	.961	34	17	57	3	77	2	0
Jurrjens	.964	20	5	22	1	28	0	0
Kawakami	.813	18	2	11	3	16	0	0
Kimbrel	.000	21	0	0	1	1	0	0
Lowe	1.000	33	14	30	0	44	1	0
Martinez	1.000	18	2	4	0	6	0	0
Medlen	1.000	31	4	17	0	21	2	0
Minor	1.000	9	0	4	0	4	0	0
Moylan	.960	85	6	18	1	25	0	0
O'Flaherty	1.000	56	1	5	0	6	0	0
Proctor	.000	6	0	0	0	0	0	0
Resop	.000	1	0	0	0	0	0	0
Reyes	.000	1	0	0	0	0	0	0
Saito	1.000	56	4	2	0	6	0	0
Venters	.895	79	2	15	2	19	0	0
Wagner	.909	71	3	7	1	11	0	0

CATCHERS	PCT	G	PO	A	E	TC	DP	TP
Boscan	1.000	1	2	0	0	2	0	0
McCann	.987	136	972	64	14	1050	12	0
Ross	.987	57	276	22	4	302	0	0

1ST BASEMEN	PCT	G	PO	A	E	TC	DP	TP
Freeman	1.000	12	36	5	0	41	1	0
Glaus	.991	114	977	46	9	1032	110	0
Hinske	.995	32	179	10	1	190	15	0
Lee	.997	39	283	24	1	308	26	0
Prado	1.000	5	7	0	0	7	0	0

2ND BASEMEN	PCT	G	PO	A	E	TC	DP	TP
Conrad	.938	9	2	13	1	16	0	0
Hernandez	.000	1	0	0	0	0	0	0
Hicks	.000	1	0	0	0	0	0	0
Infante	.978	65	110	195	7	312	43	0
Prado	.987	98	184	285	6	475	66	0

3RD BASEMEN	PCT	G	PO	A	E	TC	DP	TP
Conrad	.903	37	17	48	7	72	5	0
Glaus	1.000	1	0	1	0	1	0	0
Hicks	1.000	3	0	3	0	3	0	0
Hinske	1.000	1	0	2	0	2	0	0
Infante	.925	29	7	30	3	40	1	0
Jones	.952	89	40	159	10	209	10	0
Prado	.958	43	29	84	5	118	12	0

SHORTSTOPS	PCT	G	PO	A	E	TC	DP	TP
Escobar	.975	74	99	250	9	358	62	0
Gonzalez	.974	72	91	214	8	313	49	0
Hernandez	1.000	4	3	1	0	4	1	0
Hicks	.000	2	0	0	0	0	0	0
Infante	.951	19	29	69	5	103	13	0

OUTFIELDERS	PCT	G	PO	A	E	TC	DP	TP
Ankiel	.975	45	73	4	2	79	1	0
Blanco	.977	33	42	1	1	44	1	0
Cabrera	.982	136	213	8	4	225	2	0
Cleven	1.000	2	5	0	0	5	0	0
Diaz	.979	63	93	1	2	96	0	0
Heyward	.976	140	235	5	6	246	1	0
Hinske	.985	50	65	0	1	66	0	0
Infante	.960	21	23	1	1	25	0	0
McLouth	.986	77	145	1	2	148	1	0

Braves' Shutouts (9)

Date	Opp.	Result	Pitcher(s)	IP	H	R	ER	BB	K
5/21	at PIT	W, 7-0	Hudson (8.0), O'Flaherty (1.0)	9.0	4	0	0	5	4
6/28	vs. WSH	W, 5-0	Hudson (7.0), Venters (2.0)	9.0	5	0	0	5	8
7/10	at NYM	W, 4-0	Hudson (7.0), Venters (1.0), Wagner (1.0)	9.0	4	0	0	2	4
7/22	vs. SD	W, 8-0	Hudson (7.0), Dunn (0.1), Moylan (1.2)	9.0	4	0	0	4	4
8/7	vs. SF	W, 3-0	Hudson (8.0), Wagner (1.0)	9.0	3	0	0	1	9
8/13	vs. LAD	W, 1-0	Hudson (8.0), Wagner (1.0)	9.0	4	0	0	1	7
9/4	at FLA	W, 2-0	Jurrjens (7.0), Venters (1.0), Wagner (1.0)	9.0	4	0	0	3	8
9/13	vs. WSH	W, 4-0	Lowe (8.0), Wagner (1.0)	9.0	6	0	0	0	15
9/25	at WSH	W, 5-0	Lowe (5.0), Moylan (1.0), Venters (1.0)	9.0	6	0	0	5	9
			Kimbrel (1.0), Wagner (1.0)						

2010 National League Statistics

CLUB BATTING

	CIN	STL	COL	MIL	PHI	ATL	SF	CHI	FLA	LAD	WSH	ARI	NYM	HOU	SD	PIT	TOT
AVG	.272	.263	.263	.262	.260	.258	.257	.257	.254	.252	.250	.250	.249	.247	.246	.242	.255
G	162	162	162	162	162	162	162	162	162	162	162	162	162	162	162	162	1296
AB	5579	5542	5530	5606	5581	5463	5488	5512	5531	5426	5418	5473	5465	5452	5434	5386	87886
R	790	736	770	750	772	738	697	685	719	667	655	713	656	611	665	587	11211
OR	685	641	717	804	640	629	583	767	717	692	742	836	652	729	581	866	11281
H	1515	1456	1452	1471	1451	1411	1411	1414	1403	1368	1355	1366	1361	1348	1338	1303	22423
TB	2432	2227	2349	2376	2307	2190	2241	2213	2227	2056	2114	2275	2091	1974	2018	2011	35101
2B	293	285	270	293	290	312	284	298	294	270	250	301	266	252	236	276	4470
3B	30	18	54	33	34	25	30	27	37	29	31	34	40	25	24	27	498
HR	188	150	173	182	166	139	162	149	152	120	149	180	128	108	132	126	2404
GS	5	6	4	4	5	7	6	3	3	4	3	2	0	3	5	2	62
RBI	761	689	741	710	736	699	660	658	686	621	634	691	625	577	630	570	10688
SH	66	66	56	35	44	69	76	60	51	85	71	41	74	75	79	58	1006
SF	50	40	47	35	43	35	41	38	43	50	47	41	57	29	46	33	675
HP	68	50	47	81	63	51	50	50	55	46	60	39	46	33	50	33	822
BB	522	541	585	546	560	634	487	479	514	533	503	589	502	415	538	463	8411
IBB	34	78	53	35	69	50	53	32	42	57	36	45	53	27	67	28	759
SO	1218	1027	1274	1216	1064	1140	1099	1236	1375	1184	1220	1529	1095	1025	1183	1207	19092
SB	93	79	99	81	108	63	55	56	92	92	110	86	130	100	124	87	1455
CS	43	41	41	26	21	29	32	31	26	50	41	41	44	36	50	36	588
GDP	113	124	103	115	120	136	158	124	107	123	125	113	101	130	106	119	1917
LOB	1174	1164	1175	1220	1194	1222	1092	1129	1154	1142	1113	1139	1124	1060	1125	1078	18305
SHO	13	13	10	14	11	13	16	15	9	17	14	11	11	13	12	15	207
SLG	.436	.402	.425	.424	.413	.401	.408	.401	.403	.379	.390	.416	.383	.362	.371	.373	.399
OBP	.338	.332	.336	.335	.332	.339	.321	.320	.321	.322	.318	.325	.314	.303	.317	.304	.324

CLUB PITCHING

	SF	SD	ATL	STL	PHI	NYM	CIN	LAD	FLA	HOU	WSH	COL	CHI	MIL	ARI	PIT	TOT
W	92	90	91	86	97	79	91	80	80	76	69	83	75	77	65	57	1288
L	70	72	71	76	65	83	71	82	82	86	93	79	87	85	97	105	1304
ERA	3.36	3.39	3.56	3.57	3.67	3.70	4.01	4.01	4.08	4.09	4.13	4.14	4.18	4.58	4.81	5.00	4.02
G	162	162	162	162	162	162	162	162	162	162	162	162	162	162	162	162	1296
CG	6	2	2	7	14	8	4	4	5	4	2	6	1	3	3	1	72
SHO	17	20	9	16	21	19	9	16	17	11	5	12	14	7	3	6	202
REL	476	499	490	455	451	491	501	474	581	507	494	513	482	495	454	517	7780
SV	57	49	41	32	40	36	43	41	39	45	37	35	40	35	35	31	636
IP	1461.0	1456.1	1439.1	1453.2	1456.1	1453.0	1453.0	1441.2	1438.1	1439.1	1435.0	1442.0	1436.2	1439.0	1432.0	1411.2	23088.1
H	1279	1305	1362	1412	1402	1438	1404	1323	1433	1446	1469	1405	1409	1487	1503	1567	22608
R	583	581	629	641	640	652	685	692	717	729	742	717	767	804	836	866	11281
ER	546	549	569	577	594	597	648	643	652	654	658	663	668	733	765	784	10300
HR	134	139	126	133	168	135	158	134	134	140	151	139	154	173	210	167	2395
HB	51	28	49	48	57	52	50	58	51	40	46	56	65	48	58	66	823
BB	578	517	505	477	416	545	524	539	549	548	512	525	605	582	548	538	8508
IBB	58	51	64	32	42	55	32	75	42	39	57	54	42	42	38	40	763
SO	1331	1295	1241	1094	1183	1106	1130	1274	1168	1210	1068	1234	1268	1258	1070	1026	18956
WP	74	29	42	42	26	48	48	58	49	57	33	77	46	71	82	56	838
BK	4	5	3	4	5	5	6	8	4	9	7	12	6	3	4	10	95
AVG	.236	.240	.246	.256	.254	.260	.255	.244	.261	.261	.266	.257	.255	.267	.271	.282	.257

CLUB FIELDING

	SD	CIN	SF	PHI	NYM	STL	LAD	COL	MIL	ARI	HOU	ATL	FLA	WSH	CHI	PIT	TOT
PCT	.988	.988	.988	.986	.986	.984	.984	.984	.983	.983	.983	.980	.979	.979	.979	.979	.983
G	162	162	162	162	162	162	162	162	162	162	162	162	162	162	162	162	1296
PO	4369	4359	4383	4369	4359	4361	4325	4326	4317	4296	4318	4318	4315	4305	4310	4235	69265
A	1626	1608	1485	1687	1665	1872	1589	1707	1516	1572	1597	1770	1502	1657	1550	1654	26057
E	72	72	73	83	87	99	98	101	101	102	103	126	123	127	126	127	1620
TC	6067	6039	5941	6139	6111	6332	6012	6134	5934	5970	6018	6214	5940	6089	5986	6016	96942
DP	141	142	110	158	159	172	124	182	142	152	135	166	130	148	137	120	2318
TP	1	0	0	0	1	0	0	0	0	0	0	0	0	0	0	0	2
PB	13	4	6	6	10	10	6	15	5	15	12	6	11	5	6	11	141

2010 American League Statistics

CLUB BATTING

	TEX	KC	MIN	DET	BOS	CWS	NYY	BAL	OAK	LAA	TOR	CLE	TB	SEA	TOT
AVG	.276	.274	.273	.268	.268	.268	.267	.259	.256	.248	.248	.248	.247	.236	.260
G	162	162	162	162	162	162	162	162	162	162	162	162	162	162	1134
AB	5635	5604	5568	5643	5646	5484	5567	5554	5448	5488	5495	5487	5439	5409	77467
R	787	676	781	751	818	752	859	613	663	681	755	646	802	513	10097
OR	687	845	671	743	744	704	693	785	626	702	728	752	649	698	10027
H	1556	1534	1521	1515	1511	1467	1485	1440	1396	1363	1364	1362	1343	1274	20131
TB	2360	2238	2347	2343	2546	2303	2427	2145	2059	2142	2496	2076	2192	1836	31510
2B	268	279	318	308	358	263	275	264	276	276	319	290	295	227	4016
3B	25	31	41	32	22	21	32	21	30	19	21	20	37	16	368
HR	162	121	142	152	211	177	201	133	109	155	257	128	160	101	2209
GS	4	4	4	1	7	5	10	2	2	5	3	7	7	3	64
RBI	740	640	749	717	782	710	823	577	619	656	732	601	769	485	9600
SH	53	45	38	41	29	50	33	31	43	42	16	36	39	42	538
SF	54	53	53	41	46	38	44	45	51	37	34	33	57	40	626
HP	45	35	39	41	47	79	73	54	47	52	55	64	57	39	727
BB	511	471	559	546	587	467	662	424	527	466	471	545	672	459	7367
IBB	37	25	45	50	43	23	36	32	16	28	25	34	30	33	457
SO	986	905	967	1147	1140	922	1136	1056	1061	1070	1164	1184	1292	1184	15214
SB	123	115	68	69	68	160	103	76	156	104	58	91	172	142	1505
CS	48	50	28	30	17	74	30	34	38	52	20	33	47	39	540
GIDP	129	152	159	118	130	148	124	154	129	125	114	118	92	110	1802
LOB	1174	1173	1156	1229	1200	1046	1228	1139	1159	1049	1017	1186	1152	1116	16024
SHO	5	8	8	10	4	5	8	11	7	9	8	15	9	15	122
SLG	.419	.399	.422	.415	.451	.420	.436	.386	.378	.390	.454	.378	.403	.339	.407
OBP	.338	.331	.341	.335	.339	.332	.350	.316	.324	.311	.312	.322	.333	.298	.327

CLUB PITCHING

	OAK	TB	SEA	TEX	MIN	LAA	NYY	CHW	BOS	TOR	CLE	DET	BAL	KC	TOT
W	81	96	61	90	94	80	95	88	89	85	69	81	66	67	1142
L	81	66	101	72	68	82	67	74	73	77	93	81	96	95	1126
ERA	3.56	3.78	3.93	3.93	3.95	4.04	4.06	4.09	4.20	4.22	4.30	4.30	4.59	4.97	4.14
G	162	162	162	162	162	162	162	162	162	162	162	162	162	162	1134
CG	7	6	11	7	9	10	3	6	3	5	10	6	3	7	93
SHO	17	12	10	8	13	9	8	11	9	11	4	5	7	3	127
REL	423	491	358	481	465	410	430	407	443	455	470	416	454	441	6144
SV	38	51	38	46	40	39	39	43	44	45	34	32	35	44	568
IP	1431.2	1453.2	1438.1	1455.1	1452.2	1449.1	1442.1	1446.1	1456.2	1440.2	1433.0	1444.1	1436.1	1436.2	20217.0
H	1315	1347	1402	1355	1493	1422	1349	1471	1402	1407	1477	1445	1508	1553	19946
R	626	649	698	687	671	702	693	704	744	728	752	743	785	845	10027
ER	566	611	628	636	638	651	651	658	679	676	684	690	733	794	9295
HR	153	175	157	162	155	148	179	136	152	150	147	142	186	176	2218
HB	38	46	40	63	47	46	62	34	53	60	66	65	59	47	726
BB	512	478	452	551	383	565	540	490	580	539	572	537	520	551	7270
IBB	29	34	33	24	19	33	37	41	30	35	36	29	45	28	453
SO	1070	1189	973	1181	1048	1130	1154	1149	1207	1184	967	1056	1007	1035	15350
WP	42	60	73	56	41	80	69	59	58	69	54	75	45	55	836
BK	8	9	11	4	4	6	6	9	3	3	3	9	5	7	87
AVG	.245	.244	.255	.246	.266	.256	.249	.264	.253	.255	.269	.262	.270	.276	.258

CLUB FIELDING

	NYY	MIN	TB	TOR	OAK	CHW	BAL	TEX	CLE	DET	SEA	BOS	LAA	KC	TOT
PCT	.988	.987	.986	.985	.984	.983	.982	.982	.982	.982	.982	.982	.981	.980	.983
G	162	162	162	162	162	162	162	162	162	162	162	162	162	162	1134
PO	4327	4358	4361	4322	4295	4339	4309	4366	4299	4333	4314	4370	4348	4310	60651
A	1522	1710	1499	1691	1704	1663	1582	1499	1814	1668	1657	1588	1562	1588	22747
E	69	78	85	92	99	103	105	105	110	109	110	111	113	121	1410
TC	5918	6146	5945	6105	6098	6105	5996	5970	6223	6110	6081	6069	6023	6019	84808
DP	161	150	134	172	147	158	141	133	179	171	145	132	116	138	2077
TP	1	0	0	0	0	0	0	0	0	0	1	0	0	0	2
PB	12	8	9	10	8	4	3	8	11	11	16	14	16	11	141

2010 Major League Attendance

NATIONAL LEAGUE – HOME

SEASON HIGH

CLUB	TOTAL	AVERAGE	DATES	GAMES	TOTAL	DATE
Philadelphia	3,647,249	45,028	81	(81)	45,518	9/6
Los Angeles	3,562,320	43,979	81	(81)	56,375	6/26
St. Louis	3,301,218	40,756	81	(81)	46,918	4/12
Chicago	3,062,973	37,814	81	(81)	41,406	7/25
San Francisco	3,037,443	37,499	81	(81)	42,985	4/10
Colorado	2,875,245	35,941	80	(81)	49,509	4/9
Milwaukee	2,776,531	34,278	81	(81)	45,808	4/5
New York	2,559,738	32,402	79	(81)	41,422	5/23
Atlanta	2,510,119	30,989	81	(81)	54,296	10/2
Houston	2,331,490	28,784	81	(81)	43,836	4/5
San Diego	2,131,774	26,318	81	(81)	42,843	4/12
Cincinnati	2,060,550	25,439	81	(81)	42,493	4/5
Arizona	2,056,713	25,392	81	(81)	49,192	4/5
Washington	1,828,066	22,569	81	(81)	41,290	4/5
Pittsburgh	1,613,399	19,919	81	(81)	39,024	4/5
Florida	1,524,894	18,826	81	(81)	40,666	4/9
TOTALS	40,879,722	31,616	1,293	1,296		

ROAD

TOTAL	AVERAGE	DATES
2,661,263	32,855	81
2,704,469	33,806	80
2,485,864	30,690	81
2,614,085	32,273	81
2,594,942	32,036	81
2,550,989	31,494	81
2,451,803	30,648	80
2,374,853	29,319	81
2,527,550	31,204	81
2,581,130	31,866	81
2,519,227	31,102	81
2,412,549	29,785	81
2,578,955	31,839	81
2,402,851	29,665	81
2,478,624	30,600	81
2,545,951	30,687	80
40,394,155	31,241	1,293

AMERICAN LEAGUE – HOME

SEASON HIGH

CLUB	TOTAL	AVERAGE	DATES	GAMES	TOTAL	DATE
New York	3,765,807	46,491	81	(81)	49,716	8/7
Los Angeles	3,250,814	40,134	81	(81)	44,052	7/28
Minnesota	3,223,640	39,798	81	(81)	40,966	8/21
Boston	3,046,446	37,610	81	(81)	38,304	8/17
Texas	2,505,171	30,928	81	(81)	50,299	4/5
Detroit	2,461,237	30,386	81	(81)	45,010	4/9
Chicago	2,194,378	27,091	81	(81)	39,682	6/27
Seattle	2,085,630	25,749	81	(81)	45,876	4/12
Tampa Bay	1,864,999	23,025	81	(81)	36,973	4/6
Baltimore	1,733,019	21,663	80	(81)	48,891	4/9
Toronto	1,625,555	20,069	81	(81)	46,321	4/12
Kansas City	1,615,327	20,192	80	(81)	40,052	4/5
Oakland	1,418,391	17,511	81	(81)	35,067	5/22
Cleveland	1,391,644	17,396	80	(81)	42,061	4/12
TOTALS	32,182,058	28,455	1,131	(1,134)		

ROAD

TOTAL	AVERAGE	DATES
2,830,138	34,940	81
2,450,870	30,258	81
2,215,392	27,351	81
2,615,199	32,286	81
2,151,809	26,566	81
2,343,313	29,662	79
2,104,905	26,311	80
2,252,588	27,810	81
2,202,214	27,188	81
2,264,263	27,954	81
2,249,636	27,773	81
2,214,421	27,339	81
2,407,246	29,719	81
2,365,631	29,205	81
32,667,625	28,884	1,131

GRANDTOTALS 73,061,780 30,141 2,424 (2,430)



**ALL 30
TEAMS
INCLUDING
THE ONE THAT
REALLY MATTERS**

ATM

OUR NATIONAL PASTIME ALL THE TIME[®]

Visit MLBNetwork.com to find your channel number.

© 2011 THE MLB NETWORK, LLC. ALL RIGHTS RESERVED.



BRAVES HISTORY

The Braves family was saddened by the loss of former player and coach Roy Hartsfield on January 15, 2011 at the age of 85.

Hartsfield was signed by the Boston Braves in 1948 after playing for his hometown Atlanta Crackers. The Chattahoochee native played three seasons for the Boston Braves (1950-52) before turning to coaching. Hartsfield served as a Major League coach for the Atlanta Braves in 1973 and also holds the distinction of being the first manager of the Toronto Blue Jays (1977-79).

Hartsfield spent 44 years as a player, coach or manager with the Boston/Atlanta Braves, Brooklyn/Los Angeles Dodgers, Toronto Blue Jays and numerous minor league posts.

**PHOTO COURTESY OF THE
NATIONAL BASEBALL HALL OF FAME LIBRARY,
COOPERSTOWN, NY**

Braves' Yearly Finishes

Boston (1876-1952)

Year	Pos.	Won	Lost	Pct.	GB/GA	HR	Bat Avg	ERA	Fld Avg	Manager	Attendance
1876	4	39	31	.557	-15.0	9	.266	2.51	.860	Harry Wright	
1877	1	42	18	.700	+7.0	4	.296	2.15	.888	Harry Wright	
1878	1	41	19	.683	+4.0	2	.241	2.32	.914	Harry Wright	
1879	2	54	30	.643	-5.0	30	.274	2.19	.913	Harry Wright	
1880	6	40	44	.476	-27.0	20	.253	3.08	.901	Harry Wright	
1881	6	38	45	.458	-17.5	5	.251	2.71	.908	Harry Wright	
1882	3	45	39	.536	-10.0	15	.264	2.80	.910	John Morrill	
1883	1	63	35	.643	+4.0	34	.276	2.55	.900	Jack Burdock (31-26) John Morrill (32-9)	
1884	2	73	38	.658	-10.5	36	.254	2.47	.921	John Morrill	
1885	5	46	66	.411	-41.0	22	.232	3.03	.901	John Morrill	
1886	5	56	61	.479	-30.5	24	.260	3.24	.906	John Morrill	
1887	5	61	60	.504	-16.5	54	.277	4.41	.905	John Morrill	
1888	4	70	64	.522	-15.5	56	.245	2.41	.916	John Morrill	
1889	2	83	45	.648	-1.0	43	.270	3.36	.926	Jim Hart	
1890	5	76	57	.571	-12.0	31	.258	2.93	.934	Frank Selee	
1891	1	87	51	.630	+3.5	51	.255	2.76	.937	Frank Selee	
1892	1	102	48	.680	+8.5	34	.250	2.86	.930	Frank Selee	
1893	1	86	43	.667	+15.0	64	.290	4.43	.936	Frank Selee	
1894	3	83	49	.629	-8.0	103	.331	5.41	.925	Frank Selee	
1895	4	71	60	.542	-16.5	54	.290	4.27	.934	Frank Selee	
1896	4	74	57	.565	-17.0	36	.300	3.78	.933	Frank Selee	
1897	1	93	39	.705	+2.0	45	.319	3.65	.950	Frank Selee	
1898	1	102	47	.685	+6.0	53	.290	2.98	.949	Frank Selee	
1899	2	95	57	.625	-8.0	41	.287	3.26	.951	Frank Selee	
1900	4	66	72	.478	-17.0	50	.283	3.72	.952	Frank Selee	
1901	5	69	69	.500	-20.5	28	.249	2.90	.951	Frank Selee	146,502
1902	3	73	64	.533	-29.0	15	.249	2.61	.958	Al Buckenberger	116,960
1903	6	58	80	.420	-32.0	26	.245	3.34	.937	Al Buckenberger	143,155
1904	7	55	98	.359	-51.0	24	.237	3.43	.946	Al Buckenberger	140,694
1905	7	51	103	.331	-54.5	17	.234	3.52	.950	Fred Tenney	150,003
1906	8	49	102	.325	-66.5	16	.226	3.18	.947	Fred Tenney	143,280
1907	7	58	90	.392	-47.0	22	.243	3.33	.960	Fred Tenney	203,221
1908	6	63	91	.409	-36.0	17	.239	2.79	.961	Joe Kelley	253,750
1909	8	45	108	.294	-65.5	15	.223	3.20	.946	Frank Bowerman (23-55) Harry Smith (22-53)	195,188
1910	8	53	100	.346	-50.5	31	.246	3.22	.954	Fred Lake	149,027
1911	8	44	107	.291	-54.0	37	.267	5.08	.946	Fred Tenney	116,000
1912	8	52	101	.340	-52.0	35	.271	4.17	.953	Johnny Kling	121,000
1913	5	69	82	.457	-31.5	32	.256	2.09	.957	George Stallings	208,000
1914#t	1	94	59	.614	+10.5	35	.251	2.74	.963	George Stallings	382,913
1915	2	83	69	.546	-7.0	17	.240	2.57	.966	George Stallings	376,283
1916	3	89	63	.586	-4.0	22	.233	2.19	.967	George Stallings	313,495
1917	6	72	81	.471	-25.5	22	.246	2.77	.965	George Stallings	174,253
1918	7	53	71	.427	-28.5	13	.244	2.91	.965	George Stallings	84,938
1919	6	57	82	.410	-38.5	24	.253	3.17	.966	George Stallings	167,401
1920	7	62	90	.408	-30.0	23	.260	3.54	.963	George Stallings	162,483
1921	4	79	74	.516	-15.0	61	.290	3.90	.968	Fred Mitchell	318,627
1922	8	53	100	.346	-39.5	32	.263	4.37	.965	Fred Mitchell	167,965
1923	7	54	100	.351	-41.5	32	.273	4.44	.964	Fred Mitchell	227,802
1924	8	53	100	.346	-40.0	25	.256	4.46	.973	Dave Bancroft	117,478
1925	5	70	83	.458	-25.0	41	.292	4.39	.964	Dave Bancroft	313,528
1926	7	66	86	.434	-22.0	16	.277	4.03	.966	Dave Bancroft	303,598
1927	7	60	94	.390	-34.0	37	.279	4.22	.963	Dave Bancroft	288,685
1928	7	50	103	.327	-44.5	52	.275	4.83	.968	Jack Slattery (11-20) Rogers Hornsby (39-83)	227,001
1929	8	56	98	.364	-43.0	32	.280	5.12	.966	Judge Emil Fuchs	372,351

Braves' Yearly Finishes, Continued

Year	Pos.	Won	Lost	Pct.	GB/GA	HR	Bat Avg	ERA	Fld Avg	Manager	Attendance
1930	6	70	84	.455	-22.0	66	.281	4.91	.970	Bill McKechnie	464,835
1931	7	64	90	.416	-37.0	34	.258	3.90	.972	Bill McKechnie	515,005
1932	5	77	77	.500	-13.0	63	.265	3.53	.975	Bill McKechnie	507,606
1933	4	83	71	.539	-9.0	54	.252	2.96	.977	Bill McKechnie	517,803
1934	4	78	73	.517	-16.0	83	.272	4.11	.972	Bill McKechnie	303,205
1935	8	38	115	.248	-61.5	75	.263	4.93	.966	Bill McKechnie	232,754
1936	6	71	83	.461	-21.0	68	.265	3.94	.970	Bill McKechnie	340,585
1937	5	79	73	.520	-16.0	63	.247	3.22	.974	Bill McKechnie	385,339
1938	5	77	75	.507	-12.0	54	.250	3.40	.971	Casey Stengel	341,149
1939	7	63	88	.417	-32.5	56	.264	3.71	.970	Casey Stengel	285,994
1940	7	65	87	.428	-34.5	59	.256	4.36	.969	Casey Stengel	241,616
1941	7	62	92	.403	-38.0	48	.251	3.95	.969	Casey Stengel	263,680
1942	7	59	89	.399	-44.0	68	.240	3.76	.976	Casey Stengel	285,332
1943	6	68	85	.444	-36.5	39	.233	3.25	.972	Casey Stengel (47-60) Bob Coleman (21-25)	271,289
1944	6	65	89	.422	-40.0	79	.246	3.67	.970	Bob Coleman	208,691
1945	6	67	85	.441	-30.0	101	.267	4.04	.968	Bob Coleman (42-49) Del Bissonette (25-36)	374,178
1946	4	81	72	.529	-15.5	44	.264	3.37	.971	Billy Southworth	969,673
1947	3	86	68	.558	-8.0	85	.275	3.62	.974	Billy Southworth	1,277,361
1948#	1	91	62	.595	+6.5	95	.275	3.38	.976	Billy Southworth	1,455,439
1949	4	75	79	.487	-22.0	103	.248	3.99	.975	Billy Southworth (55-54) Johnny Cooney (20-25)	1,081,795
1950	4	83	71	.539	-8.0	148	.263	4.14	.969	Billy Southworth	944,391
1951	4	76	78	.494	-20.5	130	.262	3.75	.975	Billy Southworth (28-31) Tommy Holmes (48-47)	487,475
1952	7	64	89	.418	-32.0	110	.233	3.78	.974	Tommy Holmes (13-22) Charlie Grimm (51-67)	281,278

Milwaukee (1953-1965)

Year	Pos.	Won	Lost	Pct.	GB/GA	HR	Bat Avg	ERA	Fld Avg	Manager	Attendance
1953	2	92	62	.597	-13.0	156	.266	3.30	.976	Charlie Grimm	1,826,397
1954	3	89	65	.578	-8.0	139	.265	3.19	.980	Charlie Grimm	2,131,388
1955	2	85	69	.552	-13.5	182	.261	3.85	.975	Charlie Grimm	2,005,836
1956	2	92	62	.597	-1.0	177	.259	3.11	.978	Charlie Grimm (24-22) Fred Haney (68-40)	2,046,331
1957#	1	95	59	.617	+8.0	199	.269	3.47	.980	Fred Haney	2,215,404
1958#	1	92	62	.597	+8.0	167	.266	3.21	.980	Fred Haney	1,971,101
1959	2	86	70	.551	-2.0	177	.265	3.51	.979	Fred Haney	1,749,112
1960	2	88	66	.571	-7.0	170	.265	3.76	.976	Chuck Dressen	1,497,799
1961	4	83	71	.539	-10.0	188	.258	3.89	.981	Chuck Dressen	1,101,441
1962	5	86	76	.531	-15.5	181	.252	3.68	.980	Birdie Tebbetts	766,921
1963	6	84	78	.519	-15.0	139	.244	3.26	.979	Bobby Bragan	773,018
1964	5	88	74	.543	-5.0	159	.272	4.12	.976	Bobby Bragan	910,911
1965	5	86	76	.531	-11.0	196	.256	3.52	.977	Bobby Bragan	555,584

Braves' Yearly Finishes, Continued

Atlanta (1966-2010)

Year	Pos.	Won	Lost	Pct.	GB/GA	HR	Bat Avg	ERA	Fld Avg	Manager	Attendance
1966	5	85	77	.525	-10.0	207	.263	3.68	.976	Bobby Bragan (52-59) Billy Hitchcock (33-18) Billy Hitchcock (77-82) Ken Silvestri (0-3)	1,539,801
1967	7	77	85	.475	-24.5	158	.240	3.47	.978	Luman Harris	1,389,222
1968	5	81	81	.500	-16.0	80	.252	2.92	.980	Luman Harris	1,126,540
1969	1W@	93	69	.574	+3.0	141	.258	3.53	.981	Luman Harris	1,458,320
1970	5W	76	86	.469	-26.0	160	.270	4.33	.977	Luman Harris	1,078,848
1971	3W	82	80	.506	-8.0	153	.257	3.75	.977	Luman Harris	1,006,320
1972	4W	70	84	.455	-25.0	144	.258	4.27	.974	Luman Harris (47-57) Eddie Mathews (23-27)	752,973
1973	5W	76	85	.472	-22.5	206	.266	4.25	.974	Eddie Mathews	800,655
1974	3W	88	74	.543	-14.0	120	.249	3.05	.979	Eddie Mathews (50-49) *Clyde King (38-25)	981,085
1975	5W	67	94	.416	-40.5	107	.244	3.91	.972	Clyde King (58-76) Connie Ryan (9-18)	534,672
1976	6W	70	92	.432	-32.0	82	.245	3.86	.973	Dave Bristol	818,179
1977	6W	61	101	.371	-37.0	139	.254	4.85	.972	Dave Bristol (61-100) Ted Turner (0-1)	872,464
1978	6W	69	93	.426	-26.0	123	.244	4.08	.975	Bobby Cox	904,494
1979	6W	66	94	.413	-23.5	126	.256	4.18	.970	Bobby Cox	769,465
1980	4W	81	80	.503	-11.0	144	.250	3.77	.975	Bobby Cox	1,048,411
1981*	4W	25	29	.462	-9.5					(Split season, players strike)	
	5W	25	27	.481	-7.5	64	.243	3.45	.976	*Bobby Cox	535,418
1982	1W	89	73	.549	+1.0	146	.256	3.82	.979	Joe Torre	1,801,985
1983	2W	88	74	.543	-3.0	130	.272	3.67	.978	Joe Torre	2,119,935
1984	2W	80	82	.494	-12.0	111	.247	3.57	.978	Joe Torre	1,724,892
1985	5W	66	96	.407	-29.0	126	.246	4.19	.976	Eddie Haas (50-71) Bobby Wine (16-25)	1,350,137
1986	6W	72	89	.447	-23.5	138	.250	3.97	.978	Chuck Tanner	1,387,181
1987	5W	69	92	.426	-20.5	152	.258	4.63	.982	Chuck Tanner	1,217,402
1988	6W	54	106	.338	-39.5	96	.242	4.09	.975	Chuck Tanner (12-27) Russ Nixon (42-79)	848,089
1989	6W	63	97	.394	-28.0	128	.234	3.70	.976	Russ Nixon	984,930
1990	6W	65	97	.401	-26.0	162	.250	4.58	.974	Russ Nixon (25-40) Bobby Cox (40-57)	980,129
1991	1W#	94	68	.580	+1.0	141	.258	3.49	.978	Bobby Cox	2,140,217
1992	1W#	98	64	.605	+8.0	138	.254	3.14	.982	Bobby Cox	3,077,400
1993	1W	104	58	.642	+1.0	169	.262	3.14	.983	Bobby Cox	3,884,720
1994	2\$	68	46	.596	-6.0	137	.267	3.57	.982	Bobby Cox	2,539,240
1995	1E#t	90	54	.625	+21.0	168	.250	3.44	.982	Bobby Cox	2,561,831
1996	1E#	96	66	.593	+8.0	197	.270	3.52	.980	Bobby Cox	2,901,242
1997	1E	101	61	.623	+9.0	174	.270	3.18	.982	Bobby Cox	3,464,488
1998	1E	106	56	.654	+18.0	215	.272	3.25	.985	Bobby Cox	3,361,350
1999	1E#	103	59	.636	+6.5	197	.266	3.63	.982	Bobby Cox	3,284,897
2000	1E	95	67	.586	+1.0	179	.271	4.06	.979	Bobby Cox	3,234,301
2001	1E	88	74	.543	+2.0	174	.260	3.59	.983	Bobby Cox	2,823,494
2002*	1E	101	59	.631	+19.0	164	.260	3.13	.982	Bobby Cox	2,603,484
2003	1E	101	61	.623	+10.0	235	.284	4.10	.981	Bobby Cox	2,401,084
2004	1E	96	66	.593	+10.0	178	.270	3.74	.981	Bobby Cox	2,322,565
2005	1E	90	72	.556	+2.0	184	.265	3.98	.986	Bobby Cox	2,521,167
2006	3E	79	83	.488	-18.0	222	.270	4.60	.984	Bobby Cox	2,550,524
2007	3E	84	78	.519	-5.0	176	.275	4.11	.983	Bobby Cox	2,745,210
2008	4E	72	90	.444	-20.0	130	.270	4.46	.983	Bobby Cox	2,532,834
2009	3E	86	76	.531	-6.0	149	.263	3.57	.985	Bobby Cox	2,373,631
2010	2E+	91	71	.562	-6.0	139	.258	3.56	.980	Bobby Cox	2,510,119

* Also tied one game.

t World Champions; # National League Champions; + Wild Card Champions.

W West Division; E East Division.

@ Start of Divisional Play; \$ Start of Three Division Play; Season ended with players' strike on August 12.

Braves All-Time Managerial Records (listed by wins)

Manager	Years	Games	Wins	Losses	Ties	Pct.
Bobby Cox	1978-81, 1990-2010	3,860	2,149	1,709	2	.557
Frank Selee	1890-1901	1,677	1,004	649	24	.607
George Stallings	1913-20	1,202	579	597	26	.492
Bill McKechnie	1930-37	1,235	560	666	9	.457
Billy Southworth	1946-51	789	424	358	7	.542
Luman Harris	1968-72	754	379	373	2	.504
Casey Stengel	1938-43	870	373	491	6	.432
Fred Haney	1956-59	575	341	231	3	.596
Charlie Grimm	1952-56	631	341	285	5	.545
John Morrill	1882, 1883-88	645	335	296	14	.531

N.L. Pennant Winners

Year	Record	Manager	Year	Record	Manager
1877	42-18	Harry Wright	1948	91-62	Billy Southworth
1878	41-19	Harry Wright	1957	95-59	Fred Haney
1883	63-35	Jack Burdock, John Morrill	1958	92-62	Fred Haney
1891	87-51	Frank Selee	1991	94-68	Bobby Cox
1892	102-48	Frank Selee	1992	98-64	Bobby Cox
1893	86-43	Frank Selee	1995	90-54	Bobby Cox
1897	93-39	Frank Selee	1996	96-66	Bobby Cox
1898	102-47	Frank Selee	1999	103-59	Bobby Cox
1914	94-59	George Stallings			

Atlanta Braves Clinch Dates

Year	Division	Date Clinched	Games Played* (Record)	Final Record	Final Games Ahead
1969	West	September 30	161 (93-68)	93-69	3.0
1982	West	October 3	162 (89-73)	89-73	1.0
1991	West	October 5	161 (94-67)	94-68	1.0
1992	West	September 29	156 (94-62)	98-64	8.0
1993	West	October 3	162 (104-58)	104-58	1.0
1995	East	September 13	129 (81-48)	90-54	21.0
1996	East	September 22	155 (93-62)	96-66	8.0
1997	East	September 22	156 (98-58)	101-61	9.0
1998	East	September 14	151 (96-55)	106-56	18.0
1999	East	September 26	156 (99-57)	103-59	6.5
2000	East	September 26	157 (94-63)	95-67	1.0
2001	East	October 5	160 (87-73)	88-74	2.0
2002	East	September 9	142 (90-51)	101-59	19.0
2003	East	September 18	153 (95-58)	101-61	10.0
2004	East	September 24	154 (90-64)	96-66	10.0
2005	East	September 27	158 (90-68)	90-72	2.0
2010	Wild Card	October 3	162 (91-71)	91-71	1.0

*Games completed and record at the end of play on "clinch day."

Braves In The World Series

1914 World Series - Boston 4, Philadelphia 0

Manager George Stallings' "Miracle Braves," who climbed out of the cellar in July to win the pennant, swept Connie Mack's great Philadelphia Athletics in four games. The Braves were built around the pitching trio of Dick Rudolph, Bill James and George Tyler and the second base combination of Johnny Evers and Rabbit Maranville. Catcher Hank Gowdy, who batted .243 for the season, had a .545 average for the Series, including a homer, triple, three doubles and a single.

Game 1 -- Friday, October 9

										R	H	E
Boston	0	2	0	0	1	3	0	1	0	-	7	11 2
Phila.	0	1	0	0	0	0	0	0	0	-	1	5 0

W: Rudolph L: Bender T: 1:58 Att: 20,562

Game 2 -- Saturday, October 10

											R	H	E
Boston	0	0	0	0	0	0	0	0	0	1	-	1	7 1
Phila.	0	0	0	0	0	0	0	0	0	0	-	0	2 1

W: James L: Plank T: 1:56 Att: 20,562

Game 3 -- Monday, October 12

											R	H	E
Phila.	1	0	0	1	0	0	0	0	0	2	0	0	- 4 8 2
Boston	0	1	0	1	0	0	0	0	0	2	0	1	- 5 9 1

W: James L: Bush T: 3:06 Att: 35,520

Game 4 -- Tuesday, October 13

											R	H	E
Phila.	0	0	0	0	1	0	0	0	0	-	1	7	0
Boston	0	0	0	1	2	0	0	0	x	-	3	6	0

W: Rudolph L: Shawkey T: 1:49 Att: 34,365

1948 World Series - Cleveland 4, Boston 2

The Braves, under manager Billy Southworth, won their first National League pennant in 34 years, but lost in the World Series to Lou Boudreau and the Indians. Gene Bearden, a Navy veteran of World War II, was Cleveland's pitching hero. Bob Feller allowed Boston only two hits in the opening game but lost it to Johnny Sain, 1-0. Boston's only other victory was in Game 5, 11-5, as Bob Elliott smashed successive home runs off Feller.

Game 1 -- Wednesday, October 6

											R	H	E
Cleve.	0	0	0	0	0	0	0	0	0	-	0	4	0
Boston	0	0	0	0	0	0	0	1	x	-	1	2	2

W: Sain L: Feller T: 1:42 Att: 40,135

Game 2 -- Thursday, October 7

											R	H	E
Cleve.	0	0	0	2	1	0	0	0	1	-	4	8	1
Boston	1	0	0	0	0	0	0	0	0	-	1	8	3

W: Lemon L: Spahn T: 2:14 Att: 39,633

Game 3 -- Friday, October 8

											R	H	E
Boston	0	0	0	0	0	0	0	0	0	-	0	5	1
Cleve.	0	0	1	1	0	0	0	0	x	-	2	5	0

W: Beardon L: Bickford T: 1:35 Att: 70,306

Game 4 -- Saturday, October 9

											R	H	E
Boston	0	0	0	0	0	0	1	0	0	-	1	7	0
Cleve.	1	0	1	0	0	0	0	0	0	-	2	5	0

W: Gromek L: Sain T: 1:31 Att: 81,897

Game 5 -- Sunday, October 10

											R	H	E
Boston	3	0	1	0	0	1	6	0	0	-	11	12	0
Cleve.	1	0	0	4	0	0	0	0	0	-	5	6	2

W: Spahn L: Feller T: 2:39 Att: 86,288

Game 6 -- Monday, October 11

											R	H	E
Cleve.	0	0	1	0	0	2	0	1	0	-	4	10	0
Boston	0	0	0	1	0	0	0	2	0	-	3	9	0

W: Lemon L: Voiselle T: 2:17 Att: 40,103

1957 World Series - Milwaukee 4, New York 3

Sensational Lew Burdette had three victories and pitched 24 consecutive scoreless innings to defeat a New York team that was making its eighth Series appearance in nine years under the leadership of Casey Stengel. Warren Spahn was the winning pitcher in Milwaukee's other victory. Eddie Mathews' 10th-inning homer won the fourth game after the famous Nippy Jones shoe polish incident. Burdette started the seventh and final game after Spahn was felled by the flu, and with only two days' rest, pitched a 5-0 shutout.

Game 1 -- Wednesday, October 2

											R	H	E
Milwaukee	0	0	0	0	0	0	1	0	0	-	1	5	0
New York	0	0	0	0	1	2	0	0	x	-	3	9	1

W: Ford L: Spahn T: 2:10 Att: 69,476

Game 2 -- Thursday, October 3

											R	H	E
Milwaukee	0	1	1	2	0	0	0	0	0	-	4	8	0
New York	0	1	1	0	0	0	0	0	0	-	2	7	2

W: Burdette L: Shantz T: 2:26 Att: 65,202

Game 3 -- Saturday, October 5

										R	H	E	
New York	3	0	2	2	0	0	5	0	0	-	12	9	0
Milwaukee	0	1	0	0	2	0	0	0	0	-	3	8	1

W: Larsen L: Buhl T: 3:18 Att: 45,804

Game 4 -- Sunday, October 6

												R	H	E
New York	1	0	0	0	0	0	0	0	3	1	-	5	11	0
Milwaukee	0	0	0	4	0	0	0	0	0	3	-	7	7	0

W: Spahn L: Grim T: 2:31 Att: 45,804

Game 5 -- Monday, October 7

											R	H	E
New York	0	0	0	0	0	0	0	0	0	-	0	7	0
Milwaukee	0	0	0	0	0	1	0	0	x	-	1	6	1

W: Burdette L: Ford T: 2:00 Att: 45,811

Game 6 -- Wednesday, October 9

											R	H	E
Milwaukee	0	0	0	0	1	0	1	0	0	-	2	4	0
New York	0	0	2	0	0	0	1	0	x	-	3	7	0

W: Turley L: Johnson T: 2:09 Att: 61,408

Game 7 -- Thursday, October 10

											R	H	E
Milwaukee	0	0	4	0	0	0	0	1	0	-	5	9	1
New York	0	0	0	0	0	0	0	0	0	-	0	7	3

W: Burdette L: Larsen T: 2:34 Att: 61,207

1958 World Series - New York 4, Milwaukee 3

The Yankees, gaining revenge for their defeat the previous year, carried the Series to seven games and then won one of their greatest triumphs in Series play. They became only the second team in history to come back from a three-games-to-one deficit and win the Fall Classic. Hank Bauer led the Yankees with 10 hits and eight RBI, while pitcher Bob Turley won the fifth game, saved the sixth and won the seventh. Warren Spahn won two games and Lew Burdette one for the Braves.

Game 1 -- Wednesday, October 1

												R	H	E
New York	0	0	0	1	2	0	0	0	0	0	-	3	8	1
Milwaukee	0	0	0	2	0	0	0	1	0	1	-	4	10	0

W: Spahn L: Duren T: 2:10 Att: 69.476

Game 2 -- Thursday, October 2

											R	H	E
New York	1	0	0	1	0	0	0	0	3	-	5	7	0
Milwaukee	7	1	0	0	0	0	2	3	x	-	13	15	1

W: Burdette L: Turley T: 2:43 Att: 46,367

Game 3 -- Saturday, October 4

											R	H	E
Milwaukee	0	0	0	0	0	0	0	0	0	-	0	6	0
New York	0	0	0	0	2	0	2	0	x	-	4	4	0

W: Larsen L: Rush T: 2:42 Att: 71,599

Game 4 -- Sunday, October 5

											R	H	E
Milwaukee	0	0	0	0	0	1	1	1	0	-	3	9	0
New York	0	0	0	0	0	0	0	0	0	-	0	2	1

W: Spahn L: Ford T: 2:17 Att: 71,563

Game 5 -- Monday, October 6

											R	H	E
Milwaukee	0	0	0	0	0	0	0	0	0	-	0	5	0
New York	0	0	1	0	0	6	0	0	x	-	7	10	1

W: Turley L: Burdette T: 2:19 Att: 65,279

Game 6 -- Wednesday, October 8

												R	H	E
New York	1	0	0	0	0	1	0	0	0	2	-	4	10	1
Milwaukee	1	1	0	0	0	0	0	0	0	1	-	3	10	4

W: Duren L: Spahn T: 3:07 Att: 46.367

Game 7 -- Thursday, October 9

											R	H	E
New York	0	2	0	0	0	0	0	4	0	-	6	8	0
Milwaukee	1	0	0	0	0	1	0	0	0	-	2	5	2

W: Turley L: Burdette T: 2:31 Att: 46,367

1991 World Series - Minnesota 4, Atlanta 3

After completing their unprecedented ascents from last place in 1990 to the World Series in 1991, the Braves and Twins staged a Fall Classic epic. Four of the last five games were decided on the final pitch and five by one run, with three games going into extra innings. The Twins captured the first two contests at Minnesota before the Braves roared back by sweeping all three games in Atlanta. Braves' consensus MVP Mark Lemke was the catalyst, as he singled in the game-winning run in Game 3, scored the game-winner in Game 4 and tripled twice in Game 5 on the way to a .417 Series batting average. Lonnie Smith also became the first NL player in Series history to homer in three straight games. The Braves returned to Minnesota needing just one more win, but Kirby Puckett and Series MVP Jack Morris led the Twins to consecutive wins and the championship.

Game 1 -- Saturday, October 19

Game 2 - Saturdays, October 2

										R	H	E	
Atlanta	0	0	0	0	0	1	0	1	0	-	2	6	1
Minnesota	0	0	1	0	3	1	0	0	x	-	5	9	1

W: Morris L: Leibrandt S: Aguilera T: 3:00 Att: 55,108

W: Morris L: Leibrandt S: Aguilera T: 3:00 Att: 55,108

Game 2 -- Sunday, October 20

											R	H	E
Atlanta	0	1	0	0	1	0	0	0	0	-	2	8	1
Minnesota	2	0	0	0	0	0	0	1	x	-	3	4	1

W: Tapani L: Glavine S: Aguilera T: 2:37 Att: 55,145

Game 3 -- Tuesday, October 22

																	R	H	E
Minnesota	1	0	0	0	0	0	1	2	0	0	0	0	-	4	10	1			
Atlanta	0	1	0	1	2	0	0	0	0	0	0	1	-	5	8	2			

W: Clancy L: Aguilera T: 4:04 Att: 50,878

Game 4 -- Wednesday, October 23

												R	H	E
Minnesota	0	1	0	0	0	0	1	0	0	-	2	7	0	
Atlanta	0	0	1	0	0	0	1	0	1	-	3	8	0	

W: Stanton L: Guthrie T: 2:57 Att: 50,878

Game 5 -- Thursday, October 24

												R	H	E
Minnesota	0	0	0	0	0	3	0	1	1	-	5	7	1	
Atlanta	0	0	0	4	1	0	6	3	x	-	14	17	1	

W: Glavine L: Tapani T: 2:59 Att: 50,878

Game 6 -- Saturday, October 26

																	R	H	E
Atlanta	0	0	0	0	2	0	0	1	0	0	0	0	-	3	9	0			
Minnesota	2	0	0	0	1	0	0	0	0	0	0	1	-	4	9	1			

W: Aguilera L: Liebrandt T: 3:36 Att: 55,155

Game 7 -- Sunday, October 27

												R	H	E
Atlanta	0	0	0	0	0	0	0	0	0	0	-	0	7	0
Minnesota	0	0	0	0	0	0	0	0	0	1	-	1	5	2

W: Morris L: Pena T: 3:23 Att: 55,118

1992 World Series - Toronto 4, Atlanta 2

The Braves literally became "America's Team" as they met the Toronto Blue Jays in the first International World Series, with the Jays claiming the championship in six games. Atlanta suffered four one-run defeats, giving the Braves seven consecutive one-run losses in World Series play (the last three setbacks to the Twins in 1991 were also by one run). The Braves began the Series in positive fashion, beating '91 Series nemesis Jack Morris in the opener, 3-1, behind Damon Berryhill's sixth-inning, three-run homer and complete game, four-hitter by Tom Glavine. Toronto answered back in Game 2 with a comeback 5-4 win, sparked by a ninth-inning, pinch-hit homer by Ed Sprague. The Jays saw the momentum of their comeback win carry over to Toronto, limiting the Braves to a total of four runs over Games 3 and 4, giving the Jays a commanding three-games-to-one lead. Lonnie Smith's grand slam sparked a 7-2 win in Game 5 to keep the Braves' hopes alive. The Series returned to Atlanta, and the Braves were able to tie Game 6 in the bottom of the ninth on an Otis Nixon single, but the Jays prevailed, 4-3 in 11 innings, leaving the Braves as runners-up for the second consecutive year. Deion Sanders starred for the Braves in defeat, hitting .533 (8-for-15) with five stolen bases.

Game 1 -- Saturday, October 17

												R	H	E
Toronto	0	0	0	1	0	0	0	0	0	-	1	4	0	
Atlanta	0	0	0	0	0	3	0	0	x	-	3	4	0	

W: Glavine L: Morris T: 2:37 Att: 51,673

Game 2 -- Sunday, October 18

												R	H	E
Toronto	0	0	0	0	2	0	0	1	2	-	5	9	2	
Atlanta	0	1	0	1	2	0	0	0	0	-	4	5	1	

W: Ward L: Reardon S: Henke T: 3:30 Att: 51,763

Game 3 -- Tuesday, October 20

												R	H	E
Atlanta	0	0	0	0	0	1	0	1	0	-	2	9	0	
Toronto	0	0	0	1	0	0	0	1	1	-	3	6	1	

W: Ward L: Avery T: 2:49 Att: 51,813

Game 4 -- Tuesday, October 20

												R	H	E
Atlanta	0	0	0	0	0	1	0	1	0	-	2	9	0	
Toronto	0	0	0	1	0	0	0	1	1	-	3	6	1	

W: Ward L: Avery T: 2:49 Att: 51,813

Game 5 -- Thursday, October 22

												R	H	E
Atlanta	1	0	0	1	5	0	0	0	0	-	7	13	0	
Toronto	0	1	0	1	0	0	0	0	0	-	2	6	0	

W: Smoltz L: Morris S: Stanton T: 3:05 Att: 50,878

Game 6 -- Saturday, October 24

Game 6 - Saturday, October 27															
													R	H	E
Toronto	1	0	0	1	0	0	0	0	0	0	2	-	4	14	1
Atlanta	0	0	1	0	0	0	0	0	1	0	1	-	3	8	1

W: Key L: Liebrandt S: Timlin T: 4:07 Att: 51,673

1995 World Series - Atlanta 4, Cleveland 2

The Braves captured Atlanta's first championship in a major professional sport by defeating 100-game winner Cleveland in six games. Atlanta's pitching held the American League hitting leaders to a .179 batting average. Tom Glavine earned MVP honors as he notched wins in Game 2 and the decisive Game 6, allowing two earned runs and striking out 11 in 14 innings. The Braves captured Game 1 of the series at home, 3-2, behind Greg Maddux's two-hitter, Fred McGriff's homer in his first World Series at-bat and a Rafael Belliard suicide squeeze bunt. In Game 2 Glavine picked up a 4-3 win as catcher Javy Lopez slugged a game-deciding two-run homer. Cleveland took Game 3 at home, 7-6, in 11 innings, with John Smoltz lasting only 2.1 innings. After falling to Atlanta in Game 4, 5-2, behind a fine pitching effort by Steve Avery, the Indians avoided elimination at home by defeating Maddux, 5-4, in Game 5. The Braves won their first World Series in three tries since moving to Atlanta by winning Game 6, 1-0, behind Glavine's superb one-hit, eight-inning performance. David Justice provided the offense with a dramatic right-field home run blast in the sixth inning, and Mark Wohlers nailed down the save, his second of the series. Marquis Grissom collected nine hits in the series, giving him 25 postseason hits (11 Division Series, 5 NLCS), the most ever in a postseason. Grissom hit safely in all 14 post-season contests, the longest streak ever in one post-season. Third baseman Chipper Jones finished the post-season 19-for-53 (.358, 3 HR), setting a major league record for postseason hits by a rookie. Ryan Klesko became the first player ever to homer in three straight World Series road games. It was the third World Championship in the history of the franchise, making the Braves the first team in history to win world titles in three different cities, the '95 Braves joining their predecessors in Boston (1914) and Milwaukee (1957).

Game 1 -- Saturday, October 21

											R	H	E
Cleveland	1	0	0	0	0	0	0	0	1	-	2	2	0
Atlanta	0	1	0	0	0	0	2	0	x	-	3	3	2

W: Maddux L: Hershiser T: 2:37 Att: 51,876

Game 2 -- Sunday, October 22

											R	H	E
Cleveland	0	2	0	0	0	0	1	0	0	-	3	6	2
Atlanta	0	0	2	0	0	2	0	0	x	-	4	9	2

W: Glavine L: Martinez S: Wohlers T: 3:17 Att: 51,877

Game 3 -- Tuesday, October 24

											R	H	E
Atlanta	1	0	0	0	0	1	1	3	0	0	0	6	12
Cleveland	2	0	2	0	0	1	1	0	0	0	1	7	12

W: Mesa L: Pena T: 4:09 Att: 43,584

Game 4 -- Wednesday, October 25

											R	H	E
Atlanta	0	0	0	0	0	1	3	0	1	-	5	11	1
Cleveland	0	0	0	0	0	1	0	0	1	-	2	6	0

W: Avery L: Hill S: Borbon T: 3:14 Att: 43,578

Game 5 -- Thursday, October 26

											R	H	E
Atlanta	0	0	0	1	1	0	0	0	2	-	4	7	0
Cleveland	2	0	0	0	0	2	0	1	x	-	5	8	1

W: Hershiser L: Maddux S: Mesa T: 2:33 Att: 43,595

Game 6 -- Saturday, October 28

											R	H	E
Cleveland	0	0	0	0	0	0	0	0	0	-	0	1	1
Atlanta	0	0	0	0	0	1	0	0	x	-	1	6	0

W: Glavine L: Poole S: Wohlers T: 3:36 Att: 51,875



1996 World Series - New York 4, Atlanta 2

All signs pointed towards a second straight World Championship for the Braves as Atlanta captured the first two games in Yankee Stadium, but an inspired New York team rallied to win the last four contests and the title. Andruw Jones became an immediate World Series legend as he homered in his first two at-bats in Game 1 (3-for-4, 2 HR, 5 RBI), leading the Braves to a 12-1 triumph. Oakland's Gene Tenace (1972) is the only other player to perform that feat. At 19 years, 6 months and 28 days, Jones became the youngest player ever to homer in a Fall Classic. Greg Maddux shut down the Yankees in Game 2, 4-0, allowing only six hits and no walks in 8.0 innings. Of the 24 outs recorded by Maddux, two were strikeouts and 21 others came on ground balls. Fred McGriff had three RBI in Game 2, after getting two in Game 1, to give him 15 RBI for the postseason, a new major league mark. He finished with 16 RBI in the postseason. Including the final three victories over the Cardinals in the LCS, Atlanta had outscored its opponents, 48-2, in its last five games. In Atlanta, the Yankees' Bernie Williams broke a 1-1 tie with a two-run homer in the eighth inning of Game 3, leading New York to a 5-2 win. In Game 4, the Braves held a 6-0 lead entering the 6th inning, but three in half. Still, the Braves held a 6-3 lead in the eighth, when New York's Jim Leyritz reached Mark Wohlers for a three-run homer to tie the game at 6-6. Two 10th-inning runs by the Yankees proved decisive, and the Series was knotted at two games each after the longest game by time (4 hours, 17 minutes) in World Series history. The final game ever played in Atlanta-Fulton County Stadium saw New York's Andy Pettitte outduel John Smoltz 1-0 in Game 5, with the only score coming on a fourth-inning unearned run. The Series returned to New York, where the Yankees wrapped up the championship by tagging Maddux for three runs in the third in their 3-2 victory. The Braves lost the Series despite

standout performances by their top three starting pitchers (Smoltz: 0.64 ERA; Maddux: 1.72 ERA; Glavine: 1.29 ERA), and individual heroics on offense by Marquis Grissom (.444 BA) and Andruw Jones (.400 BA).

Game 1 -- Sunday, October 20

												R	H	E
Atlanta	0	2	6	0	1	3	0	0	0	0	-	12	13	0
New York	0	0	0	0	1	0	0	0	0	0	-	1	4	1

W: Smoltz L: Pettitte T: 3:02 Att: 56,365

Game 2 -- Monday, October 21

												R	H	E
Atlanta	1	0	1	0	1	1	0	0	0	0	-	4	10	0
New York	0	0	0	0	0	0	0	0	0	0	-	0	7	1

W: Maddux L: Key T: 2:44 Att: 56,340

Game 3 -- Tuesday, October 22

												R	H	E
New York	1	0	0	1	0	0	0	3	0	0	-	5	8	1
Atlanta	0	0	0	0	0	1	0	1	0	0	-	2	6	1

W: Cone L: Glavine S: Wetteland T: 3:22 Att: 51,843

Game 4 -- Wednesday, October 23

												R	H	E
New York	0	0	0	0	0	3	0	3	0	2	-	8	12	0
Atlanta	0	4	1	0	1	0	0	0	0	0	-	6	9	2

W: Lloyd L: Avery S: Wetteland T: 4:17 Att: 51,881

Game 5 -- Thursday, October 24

												R	H	E
New York	0	0	0	1	0	0	0	0	0	0	-	1	4	1
Atlanta	0	0	0	0	0	0	0	0	0	0	-	0	5	1

W: Pettitte L: Smoltz S: Wetteland T: 2:54 Att: 51,881

Game 6 -- Saturday, October 26

												R	H	E
Atlanta	0	0	0	1	0	0	0	0	1	1	-	2	8	0
New York	0	0	3	0	0	0	0	0	0	x	-	3	8	1

W: Key L: Maddux S: Wetteland T: 2:52 Att: 56,375

1999 World Series - New York 4, Atlanta 0

In a rematch of the 1996 World Series, the Braves were held to just nine runs in a four-game sweep by the Yankees. Greg Maddux carried a 1-0 lead into the eighth inning of Game 1, thanks to a Chipper Jones homer in the fourth, but the Yankees parlayed three hits, three walks and two errors into four runs for a 4-1 victory. Jones' homer was Atlanta's only hit in the contest until Bret Boone's ninth-inning single. After the offense's two-hit performance in Game 1, manager Bobby Cox shook up the lineup, inserting Ozzie Guillen, Keith Lockhart and Greg Myers, but were held scoreless until the ninth inning of a 7-2 loss. Kevin Millwood was tagged for five runs (four ER) on eight hits in only 2.0 IP, marking his shortest outing of the season. A change of venue initially aided the offense in Game 3 at New York, as Bret Boone stroked three doubles in the first four innings to lead the Braves to a 5-1 lead. A flu-weakened Tom Glavine allowed solo homers to Chad Curtis in the fifth and Tino Martinez in the seventh to narrow Atlanta's lead to 5-3, before the Yankees tied the score at 5-5 in the eighth on a two-run homer by Chuck Knoblauch, knocking Glavine out of the game. A scoreless ninth sent the contest into extra frames, with Curtis striking again, this time belting a leadoff homer off Mike Remlinger to give the Yankees their third straight win. The Braves, despite collecting 14 hits, were blanked over the final six innings. In Game 4, Roger Clemens shutout Atlanta over the first seven innings and the Yankees' three-

run third proved decisive in the 4-1 finale. John Smoltz provided a stellar effort (7.0 IP, 5 H, 3 R, 3 BB, 11 K), but couldn't prevent the Braves' eighth straight loss in the World Series, dating back to Game 3 of the 1996 Fall Classic.

Game 1 -- Saturday, October 23

											R	H	E
New York	0	0	0	0	0	0	0	4	0	-	4	6	0
Atlanta	0	0	0	1	0	0	0	0	0	-	1	2	1

W: Hernandez L: Maddux S: Rivera T: 2:57 Att: 51,342

Game 2 -- Sunday, October 24

											R	H	E
New York	3	0	2	1	1	0	0	0	0	-	7	14	1
Atlanta	0	0	0	0	0	0	0	0	2	-	2	5	1

W: Cone L: Millwood T: 3:14 Att: 51,226

Game 3 -- Tuesday, October 26

Game 3 - Tuesday, October 26													R	H	E
Atlanta	1	0	3	1	0	0	0	0	0	0	-	5	14	1	
New York	1	0	0	0	1	0	1	2	0	1	-	6	9	0	

W: Rivera L: Remlinger T: 3:16 Att: 56,794

Game 4 -- Wednesday, October 27

											R	H	E
Atlanta	0	0	0	0	0	0	0	1	0	-	1	5	0
New York	0	0	3	0	0	0	0	1	x	-	4	8	0

W: Clemens L: Smoltz S: Rivera T: 2:58 Att: 56,752

Braves World Series Home Runs

The Braves have hit a total of 40 home runs in World Series play. Below is the homer-by-listing, with player, opposing pitcher, site, inning and men on base:

Date	Game No.	Player	Pitcher, Team	Site	Inn.	On
10/12/1914	2	Hank Gowdy	Bullet Joe Bush, PHA	BSN	10	0
10/09/1948	4	Marv Rickert	Steve Gromek, CLE	CLE	7	0
10/10/1948	5	Bob Elliott	Bob Feller, CLE	CLE	1	2
10/10/1948	5	Bob Elliott	Bob Feller, CLE	CLE	3	0
10/10/1948	5	Bill Salkeld	Bob Feller, CLE	CLE	6	0
10/03/1957	2	Johnny Logan	Bobby Shantz, NYY	NYA	3	0
10/05/1957	3	Hank Aaron	Don Larsen, NYY	MIL	5	1
10/06/1957	4	Hank Aaron	Tom Sturdivant, NYY	MIL	4	2
10/06/1957	4	Frank Torre	Tom Sturdivant, NYY	MIL	4	0
10/06/1957	4	Eddie Mathews	Bob Grim, NYY	MIL	10	2
10/09/1957	6	Frank Torre	Bob Turley, NYY	NYA	5	0
10/09/1957	6	Hank Aaron	Bob Turley, NYY	NYA	7	0
10/10/1957	7	Del Crandall	Tommy Byrne, NYY	NYA	8	0
10/02/1958	2	Bill Bruton	Bob Turley, NYY	MIL	1	0
10/02/1958	2	Lew Burdette	Duke Maas, NYY	MIL	1	2
10/09/1958	7	Del Crandall	Bob Turley, NYY	MIL	6	0
10/22/1991	4	David Justice	Scott Erickson, MIN	ATL	4	0
10/22/1991	4	Lonnie Smith	Scott Erickson, MIN	ATL	5	0
10/23/1991	4	Terry Pendleton	Jack Morris, MIN	ATL	3	0
10/23/1991	4	Lonnie Smith	Carl Willis, MIN	ATL	7	0
10/24/1991	5	David Justice	Kevin Tapani, MIN	ATL	4	1
10/24/1991	5	Lonnie Smith	David West, MIN	ATL	7	0
10/24/1991	5	Brian Hunter	Carl Willis, MIN	ATL	8	0
10/26/1991	6	Terry Pendleton	Scott Erickson, MIN	MIN	5	1
10/17/1992	1	Damon Berryhill	Jack Morris, TOR	ATL	6	2
10/22/1992	5	David Justice	Jack Morris, TOR	TOR	4	0
10/22/1992	5	Lonnie Smith	Jack Morris, TOR	TOR	5	3
10/21/1995	1	Fred McGriff	Orel Hershiser, CLE	ATL	2	0
10/22/1995	2	Javy Lopez	Dennis Martinez, CLE	ATL	6	1
10/24/1995	3	Fred McGriff	Charles Nagy, CLE	CLE	6	0
10/24/1995	3	Ryan Klesko	Charles Nagy, CLE	CLE	7	0
10/25/1995	4	Ryan Klesko	Ken Hill, CLE	CLE	6	0
10/26/1995	5	Luis Polonia	Orel Hershiser, CLE	CLE	4	0
10/26/1995	5	Ryan Klesko	Jose Mesa, CLE	CLE	9	1
10/28/1995	6	David Justice	Jim Poole, CLE	ATL	6	0
10/20/1996	1	Andruw Jones	Andy Pettitte, NYY	NYA	2	1
10/20/1996	1	Andruw Jones	Brian Boehringer, NYY	NYA	3	2
10/20/1996	1	Fred McGriff	Brian Boehringer, NYY	NYA	5	0
10/23/1996	4	Fred McGriff	Kenny Rogers, NYY	ATL	2	0
10/23/1999	1	Chipper Jones	Orlando Hernandez, NYY	ATL	4	0

Information courtesy of David Vincent, SABR

Braves In The League Championship Series

1969 League Championship Series - New York 3, Atlanta 0

In the first season of divisional play, Atlanta became the first Western Division champion by winning 77 percent of its games in September, finishing the year with a 93-69 record. New York then swept the three-game Championship Series from the Braves.

Game 1 -- Saturday, October 4

											R	H	E
New York	0	2	0	2	0	0	0	5	0	-	9	10	1
Atlanta	0	1	2	0	1	0	1	0	0	-	5	10	2

W: Seaver L: Niekro S: Taylor T: 2:37 Att: 50,122

Game 2 -- Sunday, October 5

											R	H	E
New York	1	3	2	2	1	0	2	0	0	-	11	13	1
Atlanta	0	0	0	1	5	0	0	0	0	-	6	9	3

W: Taylor L: Reed S: McGraw T: 3:10 Att: 50,170

Game 3 -- Monday, October 6

											R	H	E
Atlanta	2	0	0	0	2	0	0	0	0	-	4	8	1
New York	0	0	1	2	3	1	0	0	x	-	7	14	0

W: Ryan L: Jarvis T: 2:24 Att: 53,195

1982 League Championship Series - St. Louis 3, Atlanta 0

First-year manager Joe Torre got the Braves off to a Major League-record 13 consecutive wins at the start of the season en route to the club's first divisional title in 13 years. St. Louis swept the Braves in the LCS as Atlanta was outscored 17-5 and was held to just 15 hits in three games.

Game 1 -- Thursday, October 7

											R	H	E
Atlanta	0	0	0	0	0	0	0	0	0	-	0	3	0
St. Louis	0	0	1	0	0	5	0	1	x	-	7	13	1

W: Forsch L: Perez T: 2:25 Att: 53,008

Game 2 -- Saturday, October 9

											R	H	E
Atlanta	0	0	2	0	1	0	0	0	0	-	3	6	0
St. Louis	1	0	0	0	0	1	0	1	1	-	4	9	1

W: Sutter L: Garber T: 2:46 Att: 53,408

Game 3 -- Sunday, October 10

											R	H	E
St. Louis	0	4	0	0	1	0	0	0	1	-	6	12	0
Atlanta	0	0	0	0	0	0	2	0	0	-	2	6	1

W: Andujar L: Camp T: 2:51 Att: 52,173

1991 League Championship Series - Atlanta 4, Pittsburgh 3

Led by the sensational pitching of Steve Avery and John Smoltz, Atlanta overcame a three-games-to-two deficit on the road and won its first-ever National League pennant. Avery landed MVP honors after setting an NLCS record with 16.1 scoreless innings while winning 1-0 decisions in Games 2 and 6; Smoltz fired a six-hit shutout in Game 7 in the Braves' 4-0 clincher. In the best pitching exhibition ever seen in NLCS play, Braves' hurlers held the Pirates scoreless the last 22 innings of the series, and the last 27 innings at Pittsburgh, on the way to a 1.57 series ERA against the league's top offense.

Game 1 -- Wednesday, October 9

											R	H	E
Atlanta	0	0	0	0	0	0	0	0	1	-	1	5	1
Pittsburgh	1	0	2	0	0	1	0	1	x	-	5	8	1

W: Drabek L: Glavine T: 2:52 Att: 57,347

Game 2 -- Thursday, October 10

											R	H	E
Atlanta	0	0	0	0	0	1	0	0	0	-	1	8	0
Pittsburgh	0	0	0	0	0	0	0	0	0	-	0	6	0

W: Avery L: Smith S: Pena T: 2:46 Att: 57,533

Game 3 -- Saturday, October 12

											R	H	E
Pittsburgh	1	0	0	1	0	0	1	0	0	-	3	10	2
Atlanta	4	1	1	0	0	0	1	3	x	-	10	11	0

W: Smoltz L: Smiley S: Pena T: 3:22 Att: 50,905

Game 4 -- Sunday, October 13

													R	H	E
Pittsburgh	0	1	0	0	1	0	0	0	0	1	-	3	11	1	
Atlanta	2	0	0	0	0	0	0	0	0	0	-	2	7	1	

W: Belinda L: Mercker T: 3:43 Att: 51,109

Game 5 -- Monday, October 14

											R	H	E
Pittsburgh	0	0	0	0	1	0	0	0	0	-	1	6	2
Atlanta	0	0	0	0	0	0	0	0	0	-	0	9	1

W: Smith L: Glavine S: Mason T: 2:51 Att: 51,109

Game 6 -- Saturday, October 26

											R	H	E
Atlanta	0	0	0	0	0	0	0	0	1	-	1	7	0
Pittsburgh	0	0	0	0	0	0	0	0	0	-	0	4	0

W: Avery L: Drabek S: Pena T: 3:09 Att: 54,508

Game 7 -- Thursday, October 17

											R	H	E
Atlanta	3	0	0	0	1	0	0	0	0	-	4	6	1
Pittsburgh	0	0	0	0	0	0	0	0	0	-	0	6	0

W: Smoltz L: Smiley T: 3:04 Att: 46,932

1992 League Championship Series - Atlanta 4, Pittsburgh 3

Series MVP John Smoltz allowed one run on four hits over 8.0 innings in a 5-1 Braves win in the opener, and Ron Gant's grand slam highlighted a 13-5 pounding of the Pirates in Game 2. The Bucs captured Game 3, 3-2 behind Tim Wakefield's knuckleball, but Smoltz and the Braves won Game 4, 6-4. Pittsburgh evened the playoffs at three games each with 7-1 and 13-4 wins in the next two games, respectively, to set the stage for Game 7 drama. Francisco Cabrera's pinch-hit, two-out single in the bottom of the ninth scored the tying and winning runs in the Braves' miraculous 3-2 win. With their improbable ninth-inning comeback, climaxed by Cabrera's hit and Sid Bream's slide home, the Braves made history, becoming the first Major League team to win a decisive postseason game while trailing before the final pitch.

Game 1 -- Tuesday, October 6

											R	H	E
Pittsburgh	0	0	0	0	0	0	0	1	0	-	1	5	1
Atlanta	0	0	1	0	3	1	0	0	x	-	5	8	0

W: Smoltz L: Drabek T: 3:00 Att: 51,971

Game 2 -- Wednesday, October 7

											R	H	E
Pittsburgh	0	0	0	0	0	0	4	1	0	-	5	7	0
Atlanta	0	4	0	0	4	0	5	0	x	-	13	14	0

W: Avery L: Jackson T: 3:20 Att: 51,975

Game 3 -- Friday, October 9

											R	H	E
Atlanta	0	0	0	1	0	0	1	0	0	-	2	5	0
Pittsburgh	0	0	0	0	1	1	1	0	x	-	3	8	1

W: Wakefield L: Glavine T: 2:37 Att: 56,610

Game 4 -- Saturday, October 10

											R	H	E
Atlanta	0	2	0	0	2	2	0	0	0	-	6	11	1
Pittsburgh	0	2	1	0	0	0	1	0	0	-	4	6	1

W: Smoltz L: Drabek S: Reardon T: 3:10 Att: 57,164

Game 5 -- Sunday, October 11

											R	H	E
Atlanta	0	0	0	0	0	0	0	1	0	-	1	3	0
Pittsburgh	4	0	1	0	0	1	1	0	x	-	7	13	0

W: Walk L: Avery T: 2:52 Att: 52,929

Game 6 -- Tuesday, October 13

											R	H	E
Pittsburgh	0	8	0	0	4	1	0	0	0	-	13	13	1
Atlanta	0	0	0	1	0	0	1	0	2	-	4	9	1

W: Wakefield L: Glavine T: 2:50 Att: 51,975

Game 7 -- Wednesday, October 14

											R	H	E
Pittsburgh	1	0	0	0	0	1	0	0	0	-	2	7	1
Atlanta	0	0	0	0	0	0	0	0	3	-	3	7	0

W: Reardon L: Drabek T: 3:22 Att: 51,975

1993 League Championship Series - Philadelphia 4, Atlanta 2

The Braves saw their two-year reign as National League champions come to an end when the Phillies prevailed in a six-game series. Atlanta rebounded from losing the opener and scored 23 runs over the next two games to take a two-games-to-one advantage. Danny Jackson outdueled John Smoltz in Game 4 to even the series at two games each. In Game 5, the Braves scored three runs in the bottom of the ninth to tie the contest, but Phillies' outfielder Lenny Dykstra hit a 10th-inning homer that gave the Phillies the victory and a one game lead as the series returned to Philadelphia. Atlanta's hopes for a seventh game were dashed in the first inning of Game 6, when Greg Maddux was hobbled after being struck by a Mickey Morandini line drive. The Phillies won the pennant with a 6-3 victory in Game 6. Fred McGriff led the Braves with a .435 series batting average.

Game 1 -- Wednesday, October 6

												R	H	E
Atlanta	0	0	1	1	0	0	0	0	1	0	-	3	9	0
Philadelphia	1	0	0	1	0	1	0	0	0	1	-	4	9	1

W: Williams L: McMichael T: 3:33 Att: 62,012

Game 2 -- Thursday, October 7

											R	H	E
Atlanta	2	0	6	0	1	0	0	4	1	-	14	16	0
Philadelphia	0	0	0	2	0	0	0	0	1	-	3	7	2

W: Maddux L: Greene T: 3:14 Att: 62,436

Game 3 -- Saturday, October 9

											R	H	E
Philadelphia	0	0	0	1	0	1	0	1	1	-	4	10	1
Atlanta	0	0	0	0	0	5	4	0	x	-	9	12	0

W: Glavine L: Mulholland T: 2:44 Att: 52,032

Game 4 -- Sunday, October 10

											R	H	E
Philadelphia	0	0	0	2	0	0	0	0	0	-	2	8	1
Atlanta	0	1	0	0	0	0	0	0	0	-	1	10	1

W: Jackson L: Smoltz S: Williams T: 3:33 Att: 52,032

Game 5 -- Monday, October 11

											R	H	E	
Philadelphia	1	0	0	1	0	0	0	0	1	1	-	4	6	1
Atlanta	0	0	0	0	0	0	0	0	3	0	-	3	7	1

W: Williams L: Wohlers S: Anderson T: 3:21 Att: 52,032

Game 6 -- Tuesday, October 13

											R	H	E
Atlanta	0	0	0	0	1	0	2	0	0	-	3	5	3
Philadelphia	0	0	2	0	2	2	0	0	x	-	6	7	1

W: Greene L: Maddux S: Williams T: 3:04 Att: 62,052

1995 League Championship Series - Atlanta 4, Cincinnati 0

The Braves returned to the World Series for the third time in the last four Fall Classics by sweeping the Reds with the first four-game sweep in NLCS history. Atlanta won Game 1 at Cincinnati in 11 innings, 2-1, after rallying to tie the game in the top of the ninth. Series MVP Mike Devereaux, an August acquisition from the Chicago White Sox, provided the game-winning single in the 11th. Game 2 also was forced into extra frames as the Braves prevailed in 10, 6-2. Javy Lopez provided the finishing touches with a three-run home run in the 10th. Back in Atlanta, Greg Maddux held the Reds to one run over eight innings on the way to a 5-2 victory in Game 3. Rookie sensation Chipper Jones went 3-for-4 with a home run and two RBI, and catcher Charlie O'Brien also added a three-run homer. Starting pitcher Steve Avery nailed down the sweep in Game 4 by leading the Braves to a 6-0 shutout. Avery became the first pitcher in NLCS annals to start three shutouts (also Games 3 and 6 in 1991). Devereaux, forced into the starting lineup after an ailing knee sidelined right fielder David Justice, hit a three-run homer in the seventh inning.

Game 1 -- Tuesday, October 10

													R	H	E
Atlanta	0	0	0	0	0	0	0	0	1	0	1	-	2	7	0
Cincinnati	0	0	0	1	0	0	0	0	0	0	0	-	1	9	1

W: Wohlers L: Jackson S: McMichael T: 3:18 Att: 40,382

Game 2 -- Wednesday, October 11

												R	H	E
Atlanta	1	0	0	1	0	0	0	0	0	4	-	6	11	1
Cincinnati	0	0	0	0	2	0	0	0	0	0	-	2	9	1

W: McMichael L: Portugal T: 3:26 Att: 44,624

Game 3 -- Friday, October 13

Game 5 - Friday, October 16													R	H	E
Cincinnati	0	0	0	0	0	0	0	1	1	-	2	8	0		
Atlanta	0	0	0	0	0	3	2	0	x	-	5	12	1		

W: Maddux L: Wells T: 2:42 Att: 51,424

Game 4 -- Saturday, October 14

												R	H	E
Cincinnati	0	0	0	0	0	0	0	0	0	-	0	3	1	
Atlanta	0	0	1	0	0	0	5	0	x	-	6	12	1	

W: Avery L: Schourek T: 2:54 Att: 52,067

1996 League Championship Series - Atlanta 4, St. Louis 3

The Braves added another chapter to their postseason saga by becoming the first NL team to rebound from a three-games-to-one deficit in the LCS, as they crushed the Cardinals 32-1 over the final three games. Game 1 saw Javy Lopez break a tie in the eighth with a bases-loaded, two-run single, giving the Braves a 4-2 win behind John Smoltz. Chipper Jones led the attack by going 4-for-4, and Mark Wohlers recorded his fourth save in four appearances in the '96 postseason. The momentum in the series shifted in Game 2 when Gary Gaetti's seventh-inning grand slam off Greg Maddux turned a 4-3 Cards' lead into an 8-3 victory. In Game 3, Ron Gant homered twice to account for all the Cards' runs in a 3-2 win. Atlanta seemed to be in control in Game 4, leading 3-0 behind Denny Neagle with two outs and no one on in the St. Louis seventh, but the Redbirds fought back to tie the score, then claimed the lead for good in the eighth on a solo shot by Brian Jordan. With their backs to the wall in Game 5, the Braves struck for five first-inning runs in a 14-0 win, sending the series back to Atlanta. Lopez went 4-for-5 with two doubles and a homer, while Mark Lemke added four hits and Fred McGriff homered in the club's LCS-record 22-hit attack. In Game 6, Maddux blanked the Cardinals through seven innings en route to a 3-1 win. Mark Wohlers' eighth-inning wild pitch accounted for the only Cardinals run in the last three games. In Game 7 the outcome was never in doubt after the Braves scored six in the first, capped by Tom Glavine's three-run triple past a diving Gant. The 15-0 rout broke the Braves' own LCS record for runs in a game and sent Atlanta to its fourth World Series in the last five played. Lopez won MVP honors, batting .542 (13-for-24) with five doubles, two HRs and six RBI.

Game 1 -- Wednesday, October 9

												R	H	E
St. Louis	0	1	0	0	0	0	1	0	0	-	2	5	1	
Atlanta	0	0	0	0	2	0	0	2	x	-	4	9	0	

W: Smoltz L: Petkovsek S: Wohlers T: 2:35 Att: 48,686

Game 2 -- Thursday, October 10

											R	H	E
St. Louis	1	0	2	0	0	0	5	0	0	-	8	11	2
Atlanta	0	0	2	0	0	1	0	0	0	-	3	5	2

W: Stottlemire L: Maddux T: 2:53 Att: 52,067

Game 3 -- Saturday, October 12

											R	H	E
Atlanta	1	0	0	0	0	0	0	1	0	-	2	8	1
St. Louis	2	0	0	0	1	0	0	0	x	-	3	7	0

W: Osborne L: Glavine T: 2:46 Att: 56,769

Game 4 -- Sunday, October 13

											R	H	E
Atlanta	0	1	0	0	0	2	0	0	0	-	3	9	1
St. Louis	0	0	0	0	0	0	3	1	x	-	4	5	0

W: Eckersley L: McMichael T: 3:17 Att: 56,764

Game 5 -- Monday, October 14

											R	H	E
Atlanta	5	2	0	3	1	0	0	1	2	-	14	22	0
St. Louis	0	0	0	0	0	0	0	0	0	-	0	7	0

W: Smoltz L: Stottlemire T: 2:57 Att: 56,782

Game 6 -- Wednesday, October 16

											R	H	E
St. Louis	0	0	0	0	0	0	0	1	0	-	1	6	1
Atlanta	0	1	0	0	1	0	0	1	x	-	3	7	0

W: Maddux L: Al. Benes S: Wohlers T: 2:41 Att: 52,067

Game 7 -- Thursday, October 17

											R	H	E
St. Louis	0	0	0	0	0	0	0	0	0	-	0	4	2
Atlanta	6	0	0	4	0	3	2	0	x	-	15	17	0

W: Glavine L: Osborne T: 2:25 Att: 52,067

1997 League Championship Series - Florida 4, Atlanta 2

The Braves, appearing in a record sixth straight LCS, were denied their third straight World Series berth when the Florida Marlins upended Atlanta in six games. Atlanta lost the series despite outhitting Florida .253 to .199. Greg Maddux, who allowed only one unearned run all season, took the loss in Game 1 when the Marlins reached him for five runs, all unearned, in a 5-3 loss. Tom Glavine combined with Mike Cather and Mark Wohlers to hold the Marlins to three hits in a 7-1 victory in Game 2, as Ryan Klesko and Chipper Jones both homered to lead the Braves' 13-hit attack. With the series shifting to Miami, the Marlins took a two-games-to-one advantage with a 5-2 triumph in Game 3, as Charles Johnson broke a 2-2 tie with a three-run double off John Smoltz in the sixth inning. Game 4 saw Denny Neagle blank the Marlins on four hits, 4-0, enabling the Braves to even the series 2-2. Combined with his 3.0 scoreless innings in relief in Game 1, Neagle pitched 12.0 innings of shutout ball in the NLCS, allowing only five hits. Livan Hernandez gave the Marlins the upper hand with a complete-game, 2-1 victory in Game 5, allowing only three hits and notching a NLCS-record 15 strikeouts. The Marlins won the pennant when the series returned to Atlanta by taking a 7-4 decision in Game 6, sparked by a four-run first inning against Glavine. Keith Lockhart led the Braves by hitting .500 (8-for-16).

Game 1 -- Tuesday, October 7

											R	H	E
Florida	3	0	2	0	0	0	0	0	0	-	5	6	0
Atlanta	1	0	1	0	0	1	0	0	0	-	3	5	2

W: Brown L: Maddux S: Nen T: 3:04 Att: 49,244

Game 2 -- Wednesday, October 8

											R	H	E
Florida	0	0	0	0	0	0	0	1	0	-	1	3	1
Atlanta	3	0	2	0	0	0	2	0	x	-	7	13	0

W: Glavine L: Fernandez T: 2:51 Att: 48,933

Game 3 -- Friday, October 10

Game 3 - Friday, October 16											R	H	E
Atlanta	0	0	0	1	0	1	0	0	0	-	2	6	1
Florida	0	0	0	1	0	4	0	0	x	-	5	8	1

W: Hernandez L: Smoltz S: Nen T: 2:59 Att: 53,857

Game 4 -- Saturday, October 11

											R	H	E
Atlanta	1	0	1	0	2	0	0	0	0	-	4	11	0
Florida	0	0	0	0	0	0	0	0	0	-	0	4	0

W: Neagle L: Leiter T: 2:40 Att: 54,890

Game 5 -- Sunday, October 12

											R	H	E
Atlanta	0	1	0	0	0	0	0	0	0	-	1	3	0
Florida	1	0	0	0	0	0	1	0	x	-	2	5	0

W: Hernandez L: Maddux T: 2:27 Att: 51,982

Game 6 -- Tuesday, October 14

											R	H	E
Florida	4	0	0	0	0	3	0	0	0	-	7	10	1
Atlanta	1	2	0	0	0	0	0	0	1	-	4	11	1

W: Brown L: Glavine T: 3:10 Att: 50,446

Braves League Championship Series Home Run Leaders

The Braves have hit a total of 53 home runs in the National League Championship Series. Below is the list of 13 players who have hit two or more homers in NLCS play:

Player	NLCS Homers	Years
1. Javy Lopez	5	'95, '96 (2), '98, '01
2. Jeff Blauser	4	'92, '93 (2), '97
Ryan Klesko	4	'96, '97 (2), '99
4. Hank Aaron	3	'69 (3)
David Justice	3	'91, '92 (2)
Ron Gant	3	'91, '92 (2)
Fred McGriff	3	'93, '96 (2)

Player	NLCS Homers	Years
Chipper Jones	3	'95, '97 (2)
Andruw Jones	3	'96, '98, '01
10. Sid Bream	2	'91, '92
Michael Tucker	2	'97, '98
Eddie Perez	2	'99 (2)
Brian Jordan	2	'99 (2)

1998 League Championship Series - San Diego 4, Atlanta 2

Atlanta fought back from a three-games-to-none deficit, but fell short of an unprecedented comeback as the Padres prevailed in six games. The Braves entered the bottom of the ninth of Game 1 trailing 2-1, before tying the game against star closer Trevor Hoffman on Andruw Jones' sacrifice fly. Ken Caminiti responded in the top of the 10th with a solo shot off Kerry Ligtenberg, giving the Padres a 3-2 victory. Kevin Brown gave the Padres a spectacular effort in Game 2, holding the Braves to three singles in a 3-0 triumph, marking the first time since 1969 the Braves had dropped the first two games of an NLCS at home. Atlanta's offense didn't benefit immediately with the change of scenery as the series moved west, with San Diego taking a commanding lead with a 4-1 victory over a Braves squad that had managed only three runs over the first 28 innings of the series. Clutch hitting remained elusive, with the Braves loading the bases three times in Game 3 without managing to score in any of those opportunities. Atlanta appeared to be on the verge of being swept in Game 4 when, trailing 3-2 in the seventh inning, the offense finally awoke with a six-run outburst, with an Andres Galarraga grand slam capping the 8-3 win. The Braves repeated late-inning heroics in the eighth inning of Game 5 when Michael Tucker erased a 4-2 deficit with a three-run homer off Kevin Brown, who was appearing in a rare relief role for the Padres. Atlanta took a three-run lead into the bottom of the ninth, but a two-run homer by Padres' pinch-hitter Greg Myers sliced the margin to a single run. Greg Maddux came out to make his first relief appearance since 1987 and set the Padres down in order to register his first professional save. Upon return of the series to Atlanta, the offense once again went dormant, as LCS MVP Sterling Hitchcock and four relievers stopped the Braves in Game 6 on two hits, 5-0. All the runs crossed the plate in the sixth

inning, as Tom Glavine was victimized by three unearned runs. Failure to produce any type of offense at home sealed the Braves' fate, with the team being held to two runs in 28 innings at Turner Field. Padres hurlers held the Braves scoreless over the final 19 frames of the series.

Game 1 -- Wednesday, October 7

											R	H	E	
San Diego	0	0	0	0	1	0	0	1	0	1	-	3	7	0
Atlanta	0	0	1	0	0	0	0	0	1	0	-	2	8	3
W: Hoffman L: Ligtenberg S: Wall T: 3:27 Att: 42,117														

Game 2 -- Wednesday, October 8

Game 2 - Wednesday, October 6													R	H	E
San Diego	0	0	0	0	0	1	0	0	2	-	3	11	0		
Atlanta	0	0	0	0	0	0	0	0	0	-	0	3	1		
W: Brown L: Glavine T: 2:54 Att: 49,093															

Game 3 -- Friday, October 10

Game 5 - Friday, October 16

											R	H	E
Atlanta	0	0	1	0	0	0	0	0	0	-	1	8	2
San Diego	0	0	0	0	2	0	0	2	x	-	4	7	0

W: Hitchcock L: Maddux S: Hoffman T: 3:00 Att: 62,779

Game 4 -- Saturday, October 11

Game 4 - Saturday, October 11

											R	H	E
Atlanta	0	0	0	1	0	1	6	0	0	-	8	12	0
San Diego	0	0	2	0	0	1	0	0	0	-	3	8	0

W: Martinez L: Hamilton T: 2:58 Att: 65,042

Game 5 -- Sunday, October 12

Game 3 Sunday, October 12													
											R	H	E
Atlanta	0	0	0	1	0	1	0	5	0	-	7	14	1
San Diego	2	0	0	0	0	2	0	0	2	-	6	10	1
W: Rucker L: Brown S: Maddux T: 3:17 Att: 58,988													

Game 6 -- Tuesday, October 14

											R	H	E
San Diego	0	0	0	0	0	5	0	0	0	-	5	10	1
Atlanta	0	0	0	0	0	0	0	0	0	-	0	2	1
W: Hitchcock L: Glavine T: 3:10 Att: 50,988													

1999 League Championship Series - Atlanta 4, New York 2

The Braves clinched their fifth NL pennant of the 1990s with an 11-inning, 10-9 triumph over the Mets in Game 6 in Atlanta. It concluded a thrilling series that first saw Atlanta come within four outs of a four-game sweep and would later see New York draw to within three outs of forcing a seventh game. Game 1 proved to be the only contest not decided by one run, with Greg Maddux (7.0 IP, 5 H, 1 R, 1 ER, 1 BB, 2 K) picking up the 4-2 victory and John Rocker recording the save. In Game 2, Brian Jordan and Eddie Perez blasted two-run homers in the bottom of the sixth to turn a 2-0 deficit into a 4-2 lead that the Braves would never relinquish. Kevin Millwood supplied another strong effort (7.1 IP, 5 H, 3 R, 2 ER, 1 BB, 4 K), with Rocker coming on to douse an eighth-inning fire after the Mets posted an unearned run to make the score 4-3. With the tying run on second and one out, Rocker fanned John Olerud and Robin Ventura (sandwiching an intentional walk to Mike Piazza), and gave way in the ninth to John Smoltz, who fired a 1-2-3 frame to notch the save in his first major league relief outing. After the LCS shifted to New York, the Braves scored an unearned run in the first inning of Game 3, and watched Tom Glavine (7.0 IP, 7 H, 0 R, 1 BB, 8 K), Mike Remlinger and Rocker make it stand up in a 1-0 victory that gave the Braves a commanding three-game lead in the series. Game 4 saw the Braves carry a 2-1 lead into the bottom of the eighth, but Olerud's two-out, two-run single plated the tying and go-ahead runs, spoiling a superb outing by Smoltz (ND, 7.1 IP, 4 H, 2 R, 2 ER, 0 BB, 7 K). The Mets sent the series back to Atlanta after prevailing in a 15-inning marathon in Game 5, 4-3, which entered the record books as the longest game in terms of time in major league post-season history. The Braves took a 3-2 lead in the top of the 15th on a two-out RBI triple by Keith Lockhart, but saw the Mets — who hadn't scored since a two-run homer by Olerud in the first — rally for two runs in the bottom of the frame on a bases-loaded walk to Todd Pratt and a Ventura drive over the right field fence that was ruled an RBI single when he left the basepaths. It appeared as if the Braves had finally put the Mets away with a five-run first inning when the series returned to Atlanta for Game 6, but New York battled back to knot the score at 7-7 on a two-run Piazza blast in the seventh off reliever Smoltz, and took the lead in the top of the eighth on a Melvin Mora

pinch-hit RBI single. A Brian Hunter run-scoring single in the bottom of the inning tied the score again at 8-8. The contest carried into extra innings, with Todd Pratt's sacrifice fly in the 10th putting the Mets within three outs of a seventh game. Ozzie Guillen responded in the bottom of the 10th with an RBI single off Armando Benitez, against whom the Braves were 1-for-30 all year before the 10th-inning rally, making it a 9-9 contest. The Braves finally settled the issue in the bottom of the 11th when Andrew Jones worked a bases-loaded walk off reliever Kenny Rogers, sending Atlanta to its fifth World Series of the 1990s. Eddie Perez earned MVP honors after batting .500 (10-for-20) with two homers and five RBI.

Game 1 -- Tuesday, October 12

	R H E															
New York	0	0	0	1	0	0	0	0	1	-	2	6	2			
Atlanta	1	0	0	0	1	1	0	1	x	-	4	8	2			

W: Maddux L: Yoshii S: Rocker T: 3:09 Att: 44,172

Game 2 -- Wednesday, October 13

	R H E															
New York	0	1	0	0	1	0	0	1	0	-	3	5	1			
Atlanta	0	0	0	0	0	4	0	0	x	-	4	9	1			

W: Millwood L: Rogers S: Smoltz T: 2:42 Att: 44,624

Game 3 -- Friday, October 15

	R H E															
Atlanta	1	0	0	0	0	0	0	0	0	-	1	3	1			
New York	0	0	0	0	0	0	0	0	0	-	0	7	2			

W: Glavine L: Leiter S: Rocker T: 3:04 Att: 55,911

Game 4 -- Saturday, October 16

	R H E															
Atlanta	0	0	0	0	0	0	0	2	0	-	2	3	0			
New York	0	0	0	0	0	1	0	2	x	-	3	5	0			

W: Wendell L: Remlinger T: 2:20 Att: 55,872

Game 5 -- Sunday, October 17

	R H E															
Atl.	0	0	0	2	0	0	0	0	0	0	0	0	0	1	-	3 13 1
NY	2	0	0	0	0	0	0	0	0	0	0	0	0	0	2	- 4 11 1

W: Dotel L: McGlinchy T: 5:46 Att: 55,723

Game 6 -- Tuesday, October 19

	R H E															
New York	0	0	0	0	0	3	4	1	0	1	0	-	9	15	2	
Atlanta	5	0	0	0	0	2	0	1	0	1	1	-	10	10	1	

W: Springer L: Rogers T: 4:25 Att: 52,335

2001 League Championship Series - Arizona 4, Atlanta 1

The Braves, appearing in their record 11th NLCS, were unable to solve the Diamondbacks' vaunted one-two tandem of Randy Johnson and Curt Schilling, as Arizona captured its first pennant in a 4-1 series victory. The Braves managed only three hits in a 2-0 Johnson shutout in the opener at Phoenix, but did salvage a split of the first two road games as Javy Lopez's two-run homer in the seventh snapped a 1-1 tie, with Atlanta going on to an 8-1 win in Game 2. Tom Glavine (7.0 IP, 5 H, 1 R, 1 ER, 2 BB, 2 K) notched the Braves only win of the series. Schilling turned in a dominating effort in the Diamondbacks' 5-1 victory in Game 3 in Atlanta, limiting the Braves to four hits in a complete game effort, while striking out 12. The Braves took a 2-0 lead through two innings as they attempted to even the series in Game 4, but three Atlanta errors aided a four-run D-Back third, giving them a lead they never relinquished in an 11-4 win and a commanding three-games-to-one lead in the series. The Braves committed four miscues overall, leading to six unearned Arizona runs. Arizona completed the three-game sweep in Atlanta and advanced to the World Series with a 3-2 triumph in Game 5, with the D-Backs again capitalizing on a Braves error to tally two unearned runs in the fifth inning that proved to be decisive. While not as effective as in his Game 1 shutout, Johnson still held the Braves to two runs over seven innings, giving him a 1.13 ERA in two starts in the series (16.0 IP, 2 ER, 19 K).

Game 1 -- Tuesday, October 16

												R	H	E
Atlanta	0	0	0	0	0	0	0	0	0	-	0	3	1	
Arizona	1	0	0	0	1	0	0	0	x	-	2	8	0	

W: Johnson L: Maddux T: 2:44 Att: 37,729

Game 2 -- Wednesday, October 17

												R	H	E
Atlanta	1	0	0	0	0	0	2	5	0	-	8	8	0	
Arizona	0	0	0	0	0	1	0	0	0	-	1	5	1	

W: Glavine L: Batista T: 2:54 Att: 49,334

Game 3 -- Friday, October 19

												R	H	E
Arizona	0	0	2	0	3	0	0	0	0	-	5	9	1	
Atlanta	0	0	0	1	0	0	0	0	0	-	1	4	1	

W: Schilling L: Burkett T: 2:59 Att: 41,624

Game 4 -- Saturday, October 20

												R	H	E
Arizona	0	0	4	2	0	0	0	1	4	-	11	12	0	
Atlanta	1	1	0	0	0	0	1	1	0	-	4	13	4	

W: Anderson L: Maddux S: Kim T: 3:47 Att: 42,291

Game 5 -- Sunday, October 21

												R	H	E
Arizona	0	0	0	1	2	0	0	0	0	-	3	6	1	
Atlanta	0	0	0	1	0	0	1	0	0	-	2	7	1	

W: Johnson L: Glavine S: Kim T: 3:13 Att: 35,652

Braves In The Division Series

1995 Division Series - Atlanta 3, Colorado 1

In the first year of the expanded-playoff format, the Braves drew wild-card entry Colorado in the best-of-five-series. The series opened at Coors Field in dramatic fashion as the Braves won 5-4. Rookie Chipper Jones swatted his second homer of the game in the ninth inning to give the Braves the lead, and Alejandro Pena and Mark Wohlers held it after the Rockies loaded the bases in the bottom of the ninth with one out. Atlanta staged another rally in Game 2, prevailing 7-4, after trailing 4-3 in the ninth. Marquis Grissom hit two homers in the contest, his second and third of the series. In Atlanta, the Rockies avoided the sweep by hammering two homers and nine hits on the way to a 7-5 win in Game 3. Greg Maddux, Grissom and Fred McGriff led the Braves to a 10-4 victory in Game 4, sending the team to its third straight NLCS appearance. Grissom collected five hits in the finale, setting a franchise record for postseason hits in a game. Fred McGriff hit two homers in the contest.

Game 1 -- Tuesday, October 3

												R	H	E
Atlanta	0	0	1	0	0	2	0	1	1	-	5	12	1	
Colorado	0	0	0	3	0	0	0	1	0	-	4	13	4	

W: Pena L: Leskanic S: Wohlers T: 3:19 Att: 50,040

Game 2 -- Wednesday, October 4

												R	H	E
Atlanta	1	0	1	1	0	0	0	0	4	-	7	13	1	
Colorado	0	0	0	0	0	3	0	1	0	-	4	8	2	

W: Pena L: Munoz S: Wohlers T: 3:08 Att: 50,063

Game 3 -- Friday, October 6

												R	H	E
Colorado	1	0	2	0	0	2	0	0	2	-	7	9	0	
Atlanta	0	0	0	3	0	0	1	0	1	0	-	5	11	0

W: Holmes L: Wohlers S: Thompson T: 3:16 Att: 50,300

Game 4 -- Saturday, October 7

												R	H	E
Colorado	0	0	3	0	0	1	0	0	0	-	4	11	1	
Atlanta	0	0	4	2	1	3	0	0	x	-	10	15	0	

W: Maddux L: Saberhagen T: 2:38 Att: 50,027

1996 Division Series - Atlanta 3, Los Angeles 0

Despite hitting only .180 and being held to 10 runs, the Braves swept the Dodgers in three games, as the staff allowed only three earned runs in 28.0 IP (0.96 ERA). Game 1 in LA saw the Braves continue their tradition of one-run postseason games, as Javy Lopez's 10th-inning homer lifted the team to a 2-1 victory. John Smoltz earned the win, while Mark Wohlers pitched a scoreless 10th inning for the save. In Game 2, Fred McGriff's lead-off HR in the seventh tied the game at 2-2 and, one out later, Jermaine Dye hit another roundtripper to account for the games' final run. Greg Maddux allowed only two unearned runs in 7.0 IP to earn the win, and Wohlers recorded his second save in two games, as the Braves headed back to Atlanta with a two-games-to-none lead. Atlanta completed the sweep as Tom Glavine and Chipper Jones (two-run homer) led the Braves to a 5-2 triumph. Jones' blast

followed a two-run double by Mark Lemke, capped a four-run fourth inning, and knocked out Dodgers starter Hideo Nomo.

Game 1 -- Wednesday, October 2

Game 1 — Wednesday, October 2														
												R	H	E
Atlanta	0	0	0	1	0	0	0	0	0	1	-	2	4	1
Los Angeles	0	0	0	0	1	0	0	0	0	0	-	1	5	0

W: Smoltz L: Osuna S: Wohlers T: 3:08 Att: 47,428

Game 2 -- Thursday, October 3

											R	H	E
Atlanta	0	1	0	0	0	0	2	0	0	-	3	5	2
Los Angeles	1	0	0	1	0	0	0	0	0	-	2	3	0

W: Maddux L: Valdes S: Wohlers T: 2:08 Att: 51,916

Game 3 -- Saturday, October 5

											R	H	E
Los Angeles	0	0	0	0	0	0	1	1	0	-	2	6	1
Atlanta	1	0	0	4	0	0	0	0	x	-	5	11	0

W: Glavine L: Nomo S: Wohlers T: 3:16 Att: 52,529

1997 Division Series - Atlanta 3, Houston 0

The Braves registered their second consecutive Division Series sweep, taking three straight from the Astros. Atlanta never trailed in the series, outscoring Houston, 19-5. Game 1 saw a vintage performance by Greg Maddux in a 2-1 victory, the decisive run coming on a homer by Ryan Klesko in the second inning. The Braves cruised to an easy 13-5 win in Game 2, as the offense broke a 3-3 tie with three runs in the fifth and five more in the sixth. In addition to collecting 10 hits in the contest, the Braves also received 10 walks, including eight issued by starter Mike Hampton. The Braves applied the knockout blow to the Astros in Game 3 at Houston, as John Smoltz went the distance in a dominating three-hitter, taking a 4-1 decision. Braves starters Maddux, Glavine and Smoltz combined for a 1.87 series ERA (3 ER in 24.0 IP).

Game 1 -- Tuesday, September 30

											R	H	E
Houston	0	0	0	0	1	0	0	0	0	-	1	7	1
Atlanta	1	1	0	0	0	0	0	0	x	-	2	2	0

W: Maddux L: Kile T: 2:15 Att: 46,467

Game 2 -- Wednesday, October 1

											R	H	E
Houston	0	0	0	3	0	0	0	0	0	-	3	6	2
Atlanta	0	0	3	0	3	5	0	2	x	-	13	10	1

W: Glavine L: Hampton T: 3:06 Att: 49,200

Game 3 -- Friday, October 3

											R	H	E
Atlanta	1	1	0	0	0	0	1	1	0	-	4	8	2
Houston	0	0	0	0	0	0	1	0	0	-	1	3	1

W: Smoltz L: Reynolds T: 2:36 Att: 53,688

1998 Division Series - Atlanta 3, Chicago 0

For the third straight season, the Braves recorded a sweep in the Division Series, this time over the Cubs. Dating back to the final game of the 1995 first-round series vs. the Rockies, the Braves had posted 10 straight wins in Division Series competition. Michael Tucker's two-run homer proved to be all the support needed by John Smoltz in Game 1, as the Braves cruised to a 7-1 victory. Ryan Klesko's seventh-inning grand slam accounted for Atlanta's final four tallies. Game 2 featured a classic pitching duel between Tom Glavine and Kevin Tapani, with the Cubs clinging to a 1-0 lead entering the bottom of the ninth. Javy Lopez then blasted a one-out homer, sending the contest into extra innings. In the bottom of the 10th, Chipper Jones delivered a one-out single to plate the winning run and send the Braves to Chicago with a 2-0 series lead. Former Cub Greg Maddux and rookie phenom Kerry Wood faced off in Game 3. Maddux, who led off the third with a double and came around to score on a passed ball, clung to a 1-0 lead through seven innings.

The Braves put the game out of reach with a five-run eighth, highlighted by an Eddie Perez grand slam. The Cubs touched Maddux for two runs in the eighth, but Kerry Ligtenberg pitched two scoreless innings and sent the Braves to their record seventh straight NLCS.

Game 1 -- Wednesday, September 30

											R	H	E
Chicago	0	0	0	0	0	0	0	1	0	-	1	5	1
Atlanta	0	2	0	0	0	1	4	0	x	-	7	8	0

W: Smoltz L: Clark T: 2:34 Att: 45,598

Game 2 -- Thursday, October 1

											R	H	E
Chicago	0	0	0	0	0	1	0	0	0	-	1	4	1
Atlanta	0	0	0	0	0	0	0	0	1	-	2	6	0

W: O.Perez L: Mulholland T: 2:47 Att: 51,793

Game 3 -- Saturday, October 3

Game 5 - Saturday, October 5													
											R	H	E
Atlanta	0	0	1	0	0	0	0	5	0	-	6	9	0
Chicago	0	0	0	0	0	0	0	2	0	-	2	8	2

W: Maddux L: Wood T: 2:57 Att: 39,597

1999 Division Series - Atlanta 3, Houston 1

The Braves rebounded from a 6-1 loss in Game 1 to take three straight from the Astros and advance to their record eighth straight NLCS. Atlanta's offense managed only one run on seven hits in the opener in Atlanta, with Greg Maddux absorbing the defeat. Kevin Millwood stepped up in Game 2 and turned in a masterpiece, hurling the fifth one-hitter in postseason history as the Braves evened the series with a 5-1 victory. Millwood allowed only a second-inning homer to Ken Caminiti. Eddie Perez plated the go-ahead run with a sixth-inning sacrifice fly. The series shifted to Houston, where the two clubs put on an extra-inning postseason classic in Game 3. Atlanta escaped with a 5-3 victory as Brian Jordan supplied all five runs, courtesy of a three-run, sixth-inning homer (erasing a 2-0 deficit), followed by a two-run double in the 12th. With the score tied 3-3 in the bottom of the 10th, the Astros loaded the bases with no one out, only to see John Rocker come in and slam the door, with stellar support from shortstop Walt Weiss. Weiss saved the Braves with a diving stop of a one-out Tony Eusebio liner up the middle, which resulted in a force at home, followed by a Rocker strikeout of Ricky Gutierrez to end the frame. After Jordan's go-ahead double in the 12th, Kevin Millwood was brought in from the bullpen and registered the save with a 1-2-3 inning. Braves appeared to have the series sewed up thanks to a five-run sixth in Game 4, giving Atlanta a 7-0 lead, only to

see Houston storm back to narrow the Braves' lead to 7-5 in the eighth, with Caminiti striking the big blow with a three-run homer. A leadoff walk to Stan Javier in the bottom of the ninth again brought the tying run to the plate, but Rocker fanned Jeff Bagwell and Carl Everett, before Andruw Jones ran down a Caminiti blast to the warning track to end the series.

Game 1 -- Tuesday, October 5

											R	H	E
Houston	0	1	0	0	0	1	0	0	4	-	6	13	0
Atlanta	0	0	0	0	1	0	0	0	0	-	1	7	0

W: Reynolds L: Maddux T: 3:03 Att: 39,119

Game 2 -- Wednesday, October 6

											R	H	E
Houston	0	1	0	0	0	0	0	0	0	-	1	1	1
Atlanta	1	0	0	0	0	1	3	0	x	-	5	11	1

W: Millwood L: Lima T: 2:13 Att: 41,913

Game 3 -- Friday, October 8

												R	H	E
Atlanta	0	0	0	0	0	3	0	0	0	0	2	-	5	12
Houston	2	0	0	0	0	0	1	0	0	0	0	-	3	9

W: Rocker L: Powell S: Millwood T: 4:19 Att: 48,625

Game 4 -- Saturday, October 9

												R	H	E
Atlanta	1	0	1	0	0	5	0	0	0	-	7	15	1	
Houston	0	0	0	0	0	0	1	4	0	-	5	8	1	

W: Smoltz L: Reynolds S: Rocker T: 3:12 Att: 48,553

2000 Division Series - St. Louis 3, Atlanta 0

The Cardinals jumped on Braves' starters Greg Maddux, Tom Glavine and Kevin Millwood and cruised to a three-game sweep of the Braves, who had won five straight Division Series entering this one. The Redbirds set the tone for the series in the bottom of the first of Game 1, striking for six runs off Maddux, although a Chipper Jones error accounted for two of those tallies being unearned. Cardinals starter Rick Ankiel's bout of wildness (four walks, five wild pitches) contributed to the Braves' four-run rally in the third inning, narrowing the deficit to 6-4. Four Cardinal relievers held the Braves in check thereafter, however, allowing only a ninth-inning run as St. Louis claimed a 7-5 victory. In Game 2, the Braves scored two runs in the top of the first, but Will Clark's three-run homer in the bottom of the frame quickly erased the Braves' only lead of the series. Tom Glavine was tagged for seven earned runs in 2.1 IP, the second-shortest post-season outing of his career as the Cardinals took a 10-4 decision. The change of venue didn't help the

Braves, as Fernando Vina opened Game 3 in Atlanta with a leadoff homer off Kevin Millwood and the Cardinals went on to complete a sweep of the series with a 7-1 victory.

Game 1 -- Tuesday, October 3

												R	H	E
Atlanta	0	0	4	0	0	0	0	0	1	-	5	8	3	
St. Louis	6	0	0	1	0	0	0	0	x	-	7	11	1	

W: James L: Maddux S: Veras T: 3:34 Att: 52,378

Game 2 -- Thursday, October 5

												R	H	E
Atlanta	2	0	0	0	0	0	0	2	0	-	4	7	1	
St. Louis	3	1	3	1	0	1	0	1	x	-	10	9	0	

W: Kile L: Glavine T: 3:02 Att: 52,389

Game 3 -- Saturday, October 7

											R	H	E
St. Louis	1	0	2	0	1	3	0	0	0	-	7	8	0
Atlanta	1	0	0	0	0	0	0	0	0	-	1	3	1

W: Reames L: Millwood T: 3:09 Att: 49,898

2001 Division Series - Atlanta 3, Houston 0

The Braves, appearing in the Division Series for the seventh straight year, took three in a row from the Astros to advance to their record 11th NLCS. Atlanta's pitching was dominant in the sweep, with the staff compiling a 1.67 ERA. Greg Maddux kept the Astros at bay in hitter-friendly Enron Field in Game 1, only to see Houston maintain a 3-2 lead heading into the eighth inning. Keith Lockhart's leadoff pinch-hit double was followed by a Marcus Giles single to even the score at 3-3, and two batters later, Chipper Jones deposited Astros closer Billy Wagner's first pitch into the left field seats for the decisive three-run homer in an eventual 7-4 win. Tom Glavine starred in Game 2, blanking the Astros over 8.0 innings and making an unearned Braves run in the second inning stand up for a 1-0 win, with John Smoltz recording the save. Home runs by Paul Bako and Julio Franco provided Atlanta with three runs over the first three innings and John Burkett teamed with four relievers to shut down Houston's high-powered offense en route to a 6-2

victory in Game 3. Chipper Jones finished the series with a .444 average, including two homers and five RBI, while Andruw Jones went 6-for-12 with a solo home run.

Game 1 -- Tuesday, October 9

											R	H	E
Atlanta	1	0	0	1	0	0	4	1	-	7	13	1	
Houston	0	0	0	0	2	1	0	0	1	-	4	6	1

W: Seanez L: James S: Smoltz T: 2:51 Att: 35,553

Game 2 -- Wednesday, October 10

											R	H	E
Atlanta	0	1	0	0	0	0	0	0	0	-	1	7	0
Houston	0	0	0	0	0	0	0	0	0	-	0	7	2

W: Glavine L: Mlicki S: Smoltz T: 2:41 Att: 35,704

Game 3 -- Friday, October 12

											R	H	E
Houston	0	0	0	0	0	0	2	0	0	-	2	6	0
Atlanta	0	2	1	1	0	0	0	2	x	-	6	10	0

W: Burkett L: Reynolds T: 2:33 Att: 39,923

2002 Division Series - San Francisco 3, Atlanta 2

The Braves took a two-games-to-one lead in their record eighth straight Division Series, only to see the Giants rebound to capture the final two contests and the series. Atlanta faced an 8-2 deficit in Game 1, and after a three-run rally in the bottom of the seventh, went on to bring the tying run to the plate with two men aboard and no outs in the ninth. Giants closer Robb Nen, however, squelched the uprising by retiring Julio Franco on a liner to right and inducing a game-ending double play from Gary Sheffield. In Game 2, back-to-back homers by Javy Lopez and Vinny Castilla sparked a three-run second inning, and Kevin Millwood combined with three relievers to make the lead stand up for a 7-3 Braves win, evening the NLDS at a game apiece. The series moved to San Francisco for Game 3, in which the Braves snapped a 1-1 tie with a five-run sixth, courtesy of a bases-loaded single by Vinny Castilla, and a three-run homer on the next pitch by Keith Lockhart en route to a 10-2 win. Needing one more win to clinch the series, the Braves sent Tom Glavine to the mound in Game 4, but the Giants tagged Glavine for the second time in the series, sending the series to a fifth and final game in Atlanta. A second-inning solo homer by former Brave Reggie Sanders and a fourth-inning blast by Barry Bonds proved to be decisive, as Russ Ortiz and four Giants relievers stymied the Braves offense in a 3-1 clincher. Atlanta put runners on first and third in the bottom of the ninth with no outs against Nen, but saw him escape by fanning Sheffield and inducing Chipper Jones to hit into a game-ending double play.

Game 1 -- Wednesday, October 2

											R	H	E
San Francisco	0	3	0	3	0	2	0	0	0	-	8	12	2
Atlanta	0	2	0	0	0	0	0	3	0	-	5	10	0

W: Ortiz L: Glavine S: Nen T: 3:24 Att: 41,903

Game 2 -- Thursday, October 3

											R	H	E
San Francisco	0	1	0	0	0	1	0	0	1	-	3	7	0
Atlanta	1	3	0	3	0	0	0	0	x	-	7	8	0

W: Millwood L: Rueter T: 2:58 Att: 47,167

Game 3 -- Saturday, October 5

											R	H	E
Atlanta	0	0	1	0	0	5	0	0	4	-	10	10	0
San Francisco	1	0	0	1	0	0	0	0	0	-	2	5	0

W: Maddux L: Schmidt T: 3:23 Att: 43,043

Game 4 -- Sunday, October 6

											R	H	E
Atlanta	0	0	0	0	1	2	0	0	0	-	3	9	0
San Francisco	2	2	3	0	1	0	0	0	x	-	8	11	0

W: Hernandez L: Glavine T: 3:03 Att: 43,070

Game 5 -- Monday, October 7

											R	H	E
San Francisco	0	1	0	1	0	0	1	0	0	-	3	6	2
Atlanta	0	0	0	0	0	1	0	0	0	-	1	7	0

W: Ortiz L: Millwood S: Nen T: 3:47 Att: 45,203

2003 Division Series - Chicago 3, Atlanta 2

The Braves, in their ninth straight Division Series, matched up with the Chicago Cubs in a back-and-forth five-game series that ended with the Cubs taking Game 5 at Turner Field to send them to the NLCS. Chicago's pitching tandem of Kerry Wood and Mark Prior were the story. In Game 1, Wood took over. In addition to a dominating performance on the mound, Wood broke the game open with his two-run sixth-inning double to lead the Cubs to a 4-2 win in front of 52,043 in Atlanta. Russ Ortiz struggled, especially in the sixth when Moises Alou, Aramis Ramirez and Eric Karros led off with three straight singles. Robert Fick then bobbled a potential double play ball off the bat of Paul Bako, allowing Alou to score and setting the stage for Wood. The Braves scored first in the third inning on a Marcus Giles two-out homer and in the eighth on a Chipper Jones' ground out. The Braves rebounded to take Game 2, 5-3, on Mark DeRosa's eighth-inning two-out, two-run double off Dave Veres after John Smoltz allowed a rare run in the top of the inning that tied the game at 3-3. DeRosa was in the lineup after Giles suffered a severely bruised left quadriceps in Game 1. Giles still contributed when he limped off the bench and delivered a pinch-hit, two-out single in the sixth inning that scored Javy Lopez and gave the Braves a 3-2 lead after they had fallen behind, 2-0, in the top of the first. After walking the first two batters of the game and giving up a two-run Sammy Sosa double off the top of the center-field wall, Atlanta starter Mike Hampton battled out of a no-out, bases-loaded jam by striking out three straight Cubs to end the inning. He fanned all three batters in the second inning to match a postseason record of six consecutive strikeouts. Carlos Zambrano started for Chicago and allowed 11 hits, all singles, including a two-run single to Andruw Jones in the fourth inning that tied the score at 2-2. As the teams moved to an electric Wrigley Field for Game 3, the Cubs once again took the series lead with a 3-1 victory. Mark Prior battled in a classic pitchers' duel with Greg Maddux. The only Chicago runs came on a Randall Simon two-out, first-inning single off Maddux that scored Kenny Lofton and Mark Grudzielanek. The Braves' only run came on a Giles sacrifice fly scoring Mark DeRosa in the eighth inning. Game 4 was the first true glimpse of the Braves offense that was on display most of the regular season. Chipper Jones hit two-run homers from each side of the plate as part of Atlanta's 12-hit attack. It was Chipper's first two-homer playoff game since his postseason debut in Game 1 of the 1995 Division Series. The first of his two home runs came from the left side off Chicago starter Matt Clement in the fifth inning and the second came in the eighth inning off

lefty Mark Guthrie, giving Atlanta a 6-2 lead. Ortiz, coming off three days of rest, held the Cubs to two earned runs on seven hits over five innings. Eric Karros was the hitting star for the Cubs, launching two solo home runs, one in the sixth inning and one in the eighth inning. Sosa almost tied the game in the bottom of the ninth, but his drive off John Smoltz fell into Andruw Jones' glove on the warning track. Game 5 showed just why the Cubs would be moving on. For the second time in the series, Wood turned in a dominating performance (8.0 IP, 5 H, 1 R, 1 ER, 2 BB, 7 K), shutting down the Braves for a 5-1 Chicago clincher in front of 53,775 fans at Turner Field. During the NLDS, Wood allowed just seven hits over 14.1 IP against the NL's best regular-season offense. The lone Atlanta run came on a controversial play in the sixth inning. Rafael Furcal raced home from second base on a ball hit by Sheffield, who returned after missing Game 4 with a bruised hand suffered in Game 3, that appeared to be caught by a sliding Kenny Lofton in center field. It was ruled a hit. Hampton, pitching on three days of rest, endured a 30-pitch first inning, allowing just one run on a Moises Alou broken-bat RBI single. Alex Gonzalez led off the second inning with a homer to center and Aramis Ramirez hit a two-run home run in the sixth inning to give Wood all the support he would need.

Game 1 -- Tuesday, September 30

												R	H	E
Chicago	0	0	0	0	0	4	0	0	0	-	4	10	0	
Atlanta	0	0	1	0	0	0	0	1	0	-	2	3	1	

W: Wood L: Ortiz S: Borowski T: 3:21 Att: 52,043

Game 2 -- Wednesday, October 1

												R	H	E
Chicago	2	0	0	0	0	0	0	1	0	-	3	6	0	
Atlanta	1	0	0	1	0	1	0	2	x	-	5	13	0	

W: Smoltz L: Veres T: 3:07 Att: 52,743

Game 3 -- Friday, October 3

												R	H	E
Atlanta	0	0	0	0	0	0	0	1	0	-	1	2	4	
Chicago	2	0	0	0	0	0	0	1	0	-	3	8	0	

W: Prior L: Maddux T: 2:43 Att: 39,982

Game 4 -- Saturday, October 4

												R	H	E
Atlanta	0	0	0	1	3	0	0	2	0	-	6	12	0	
Chicago	0	0	1	0	0	1	0	1	1	-	4	10	0	

W: Ortiz L: Clement S: Smoltz T: 3:40 Att: 39,983

Game 5 -- Sunday, October 5

												R	H	E
Chicago	1	1	0	0	0	2	0	0	1	-	5	9	0	
Atlanta	0	0	0	0	0	1	0	0	0	-	1	5	1	

W: Wood L: Hampton T: 2:50 Att: 54,357

2004 Division Series - Houston 3, Atlanta 2

In their record 10th straight Division Series, the Braves met up with the Houston Astros for the fourth time in the opening round but for the first time failed to take the series. The series was filled with big hits and key pitching, but in the end Houston's big bats proved to be too much. Game 1 saw the Astros pound out four home runs, leading to a four-run third inning and a three-run fifth inning in a 9-3 win. The run support was more than needed for Roger Clemens. The Braves had chances to break the game open early against Clemens, but he escaped jams in each of the first four innings. Jaret Wright started for Atlanta and allowed a career-high three homers in 4.1 innings of work. Andruw Jones provided a highlight with his eighth career postseason home run off Clemens in the fifth inning. The Braves evened the series in dramatic fashion, taking Game 2, 4-2. Trailing 2-0 entering the seventh inning the Braves scored on a Rafael Furcal single in the seventh and added one in the eighth on Adam LaRoche's double to tie the game. John Smoltz went 3.0 strong innings starting in the eighth, just the second time as a reliever he had gone that many innings. He also added a single in the ninth-- his 12th career postseason hit, a record for pitchers. The game remained tied 2-2 until the bottom of the 11th inning when Rafael Furcal hit a game-winning, two-run homer off Dan Miceli to give Atlanta a 4-2 win. Roy Oswalt started for Houston, allowing just one earned run on eight hits over 6.1 IP. Mike Hampton started for the Braves and gave up just two earned runs on four hits before leaving in the seventh inning with tightness in his left forearm. The Braves bullpen combined to go 4.2 scoreless innings. The series shifted to Houston for Game 3 and saw the Astros go up a game with an 8-5 win. Braves starter John Thomson was forced to leave after four pitches when he left with a re-injured left oblique muscle. Paul Byrd made his first career post-season appearance in relief and allowed four earned runs on seven hits in 4.1 IP, the big blow coming on Carlos Beltran's two-run, third-inning home run. The Astros stretched the lead to 7-2 on Morgan Ensberg's sixth-inning, two-run double off Tom Martin. Brandon Backe allowed two runs over 6.0 IP, his only mistake coming on Johnny Estrada's fourth-inning homer. Andruw Jones hit his second homer of the series, a three-run shot off Russ Springer in the eighth. Game 4 was an example of the season-long resolve the Braves displayed. Facing Roger Clemens (5.0 IP, 2 ER) for the second time in the series, the Braves rallied from a three-run deficit entering the sixth inning to win 6-5. Atlanta jumped out 2-0 in the second on an Andruw Jones RBI single and an Adam LaRoche RBI ground-out. The Astros came back with five runs in the bottom of that inning, highlighted by a three-run homer by Craig Biggio. The Braves tied the game in the sixth on LaRoche's first career postseason homer, a three-run

shot off Chad Qualls. The game turned in to a battle of the bullpens after Russ Ortiz left (3.0 IP, 7 H 5 ER), but the Braves pen took charge. Over the last 6.0 innings, they allowed six hits and no runs. The game-winner came in the top of the ninth inning after Rafael Furcal was hit by a Russ Springer pitch with two outs. Furcal then stole his second base of the day and came around to score on J.D. Drew's RBI single. John Smoltz picked up the win by going the final 2.0 innings and getting Jeff Kent to ground into the Astros third double play of the game to end it in the ninth. The series returned to Atlanta for the deciding Game 5 and the Houston bats certainly showed up. The Astros pounded out 17 hits and scored 12 runs in a 12-3 rout. The game was 3-2 entering the sixth inning, but the Astros added one in the sixth, five in the seventh and three in the eighth to pull away. Roy Oswalt picked up the win on short rest, going 5.0 IP and giving up two earned runs. Houston scored a NLDS-record 36 runs in the series and hit an NLDS-record 11 home runs. Carlos Beltran was the series star hitting .429, and he went 4-for-5 with two home runs and five RBI in Game 5. Jaret Wright got the call for Atlanta but gave up four runs in 5.1 IP. Chipper Jones went 2-for-5, but wound up without an RBI in the series. Rafael Furcal had another strong game with his second homer of the series and two more hits, pushing him to .381 (8-for-21) for the NLDS. Andruw Jones hit .526 (10-for-19) in the series.

Game 1 -- Wednesday, October 6

												R	H	E
Houston	0	0	4	0	3	0	1	0	1	-	9	13	1	
Atlanta	1	0	0	0	1	1	0	0	0	-	3	7	0	

W: Clemens L: Wright T: 3:08 Att: 41,464

Game 2 -- Thursday, October 7

													R	H	E
Houston	1	0	1	0	0	0	0	0	0	0	-	2	4	1	
Atlanta	0	0	0	0	0	0	1	1	0	0	2	-	4	14	0

W: Alfonseca L: Miceli T: 3:27 Att: 40,075

Game 3 -- Saturday, October 9

													R	H	E
Atlanta	0	0	0	2	0	0	0	3	0	-	5	8	0		
Houston	0	0	2	0	2	3	1	0	x	-	8	11	0		

W: Backe L: Byrd S: Lidge T: 3:19 Att: 43,547

Game 4 -- Sunday, October 10

													R	H	E
Atlanta	0	2	0	0	0	3	0	0	1	-	6	10	0		
Houston	0	5	0	0	0	0	0	0	0	-	5	13	0		

W: Smoltz L: Springer T: 3:24 Att: 43,336

Game 5 -- Monday, October 11

														R	H	E
Houston	0	2	1	0	0	1	5	3	0	-	12	17	1			
Atlanta	0	0	0	0	2	0	1	0	0	-	3	9	1			

W: Oswalt L: Wright T: 3:12 Att: 54,068

2005 Division Series - Houston 3, Atlanta 1

Extending their Division Series streak to a record 11 consecutive appearances, the Braves took on the Wild Card winner Houston Astros. Both teams featured a slew of youngsters that would play prominent roles in the series - the final play of the classic fourth game would feature a rookie from both squads - but the Astros would ride good old fashion pitching from their aces and overachieving offense from a normally dormant lineup to defeat the Braves for the second consecutive season in the Division Series. Houston's Morgan Ensberg put on a Game 1 clinic, tying an Astros record with five RBI and helping his squad to a 10-5 win in the opener. The game, which was to feature the pitching duel between Tim Hudson and Andy Pettitte, turned into a slugfest in which the pitching pair combined to allow eight runs. Reliever Chris Reitsma allowed four earned runs and recorded just one out in the eighth inning, helping Houston to a win that tied starter Andy Pettitte with John Smoltz for the most wins in postseason history (14). Smoltz took back his title as the postseason's winningest pitcher in Game 2, hurling seven innings of one-run ball for his 15th playoff win. Houston's 1-0 lead in the first inning was short-lived, as the Braves scored three runs in the second and two more in the third en route to a 7-1 win. Rookie backstop Brian McCann scalded a three-run homer off Roger Clemens in his first career postseason at-bat to put the Braves up 3-1 - a lead from which they would never look back. Andruw Jones went 3-for-4 and Adam LaRoche doubled in a pair of runs, while the bullpen was solid. The Astros went with 20-game winner Roy Oswalt against Jorge Sosa (making his first career postseason appearance) for Game 3, a 7-3 Astros victory that unraveled for the Braves in one inning. While the two starters had similar lines - both allowed three runs and walked two - it was a dreadful seventh inning that led to the Braves demise. With Sosa pulled, Reitsma continued his rough Division Series showing by allowing Craig Biggio's third double of the game followed by an infield single to speedster Willy Taveras. Reitsma gave way to lefty John Foster, but slugger Lance Berkman nailed Foster's first pitch for a home run, and youngster Joey Devine finished the job by allowing a run of his own - all of this without the Braves registering an out. The loss spoiled the second consecutive three-hit night for Braves home run king Andruw Jones, who raised his average to .636 in the series. On just three days' rest, the Braves sent Tim Hudson to the mound against Brandon Backe in a

Game 4 that would become a classic. It looked like nothing but a Braves steamroll early on as Adam LaRoche continued his tear, bombing a grand slam in the fourth followed by an Andruw Jones sacrifice fly that chased the Astros' starter. Hudson left with a 5-1 lead, and when McCann hit his second homer of the series to put Atlanta up 6-1, it seemed wrapped up. But when the normally reliable Kyle Farnsworth came in to close out the game in the eighth inning, he allowed a grand slam to Lance Berkman and a two-out, solo homer to light-hitting Astros catcher Brad Ausmus in the bottom of the ninth to tie the game at 6-6. The two teams went on to essentially play another entire game, with both pitching staffs combining for eight innings of scoreless ball that saw the Braves miss opportunities with runners in scoring position five times, including loading the bases with one out in the 14th inning. In the bottom of the 18th, Houston rookie Chris Burke drove Devine's pitch over the left-field wall for a game-ending solo homer that gave the Astros their second consecutive Division Series win against the Braves. The series loss wasn't without some highlights for the Braves, who continued their excellent fielding from the regular season and committed no errors in the four-game set. Adam LaRoche went 4-for-8 (.500) with six RBI in the series and Andruw Jones went 8-for-17 (.471) with three doubles and five RBI.

Game 1 -- Wednesday, October 5

												R	H	E
Houston	1	0	2	1	0	0	1	5	0	-	10	11	1	
Atlanta	1	0	0	2	0	0	0	1	1	-	5	9	0	

W: Pettitte L: Hudson T: 3:11 Att: 40,590

Game 2 -- Thursday, October 6

												R	H	E
Houston	1	0	0	0	0	0	0	0	0	-	1	8	1	
Atlanta	0	3	2	0	0	0	2	0	x	-	7	11	0	

W: Smoltz L: Clemens T: 2:52 Att: 46,181

Game 3 -- Saturday, October 8

												R	H	E
Atlanta	0	2	0	0	0	0	0	1	0	-	3	8	0	
Houston	2	0	1	0	0	0	4	0	x	-	7	12	1	

W: Oswalt L: Sosa T: 2:50 Att: 43,759

Game 4 -- Sunday, October 9

													R	H	E
Atl.	0	0	4	0	1	0	0	1	0	0	0	0	0	0	0
Hou.	0	0	0	0	1	0	0	4	1	0	0	0	0	0	1

W: Clemens L: Devine T: 5:50 Att: 43,413

2010 Division Series - San Francisco 3, Atlanta 1

After a five-year playoff drought, the Braves entered the 2010 postseason as the National League's Wild Card Champion. They faced off against the eventual World Series Champion San Francisco Giants in four games of the opening round. Atlanta's offense managed only two hits as they fell 1-0 to Game 1 starter Tim Lincecum in his first career postseason start. The game's only run came after Giants catcher Buster Posey singled to left and stole second on a controversial "safe" call, only to score on a Cody Ross single. The Braves took Game 2 in 11 innings at AT&T Park after overcoming a three-run deficit. Outfielder Rick Ankiel hit a go-ahead solo home run into McCovey Cove and Kyle Farnsworth tossed a scoreless bottom of the 11th to preserve the 5-4 victory. The win came at considerable cost, however, as closer Billy Wagner suffered a season-ending oblique injury in the 10th inning. The Braves fell 3-2 in Game 3 at Turner Field after holding a 2-1 lead through eight innings. Giants starter Jonathan Sanchez pitched a no-hitter through six innings as the Braves committed three errors in the game. Pitching on three days' rest, Braves starter Derek Lowe took a no-hitter into the sixth inning of Game 4, but Braves relievers could not hold the 2-1 lead. The Giants plated two in the seventh that proved to be the game winners, ending the series. The 3-2 loss in Game 4 proved to be manager Bobby Cox's final game of his career. Giants players and coaches joined the Turner Field fans to give him a loud ovation as he left the field.

The series was only the second postseason series in which each of the first four games were decided by one run. The only other postseason series in Major League history to begin with four straight one-run games was the 1972 World Series, when Oakland A's defeated the Cincinnati Reds in seven games with all but one game (Game 6) being decided by one run.

Game 1 -- Thursday, October 7

											R	H	E
Atlanta	0	0	0	0	0	0	0	0	0	-	0	2	2
San Francisco	0	0	0	1	0	0	0	0	-	-	1	5	0

W: Lincecum L: Lowe T: 2:26 Att: 43,936

Game 2 -- Friday, October 8

Game # 1 Friday, October 6															
													R	H	E
Atlanta	0	0	0	0	0	1	0	3	0	0	1	-	5	11	0
San Fran.	3	1	0	0	0	0	0	0	0	0	0	-	4	10	2

W: Farnsworth L: Ramirez T: 3:47 Att: 44,046

Game 3 -- Sunday, October 10

												R	H	E
San Francisco	0	1	0	0	0	0	0	0	2	-	3	8	0	
Atlanta	0	0	0	1	0	0	0	2	0	-	2	4	3	

W: Romo L: Kimbrel S: Wilson T: 3:23 Att: 53,284

Game 4 -- Monday, October 11

												R	H	E
San Francisco	0	0	0	0	0	1	2	0	0	-	3	5	1	
Atlanta	0	0	1	0	0	1	0	0	0	-	2	7	2	

W: Bumgarner L: Lowe S: Wilson T: 2:56 Att: 44,532





NATIONAL BASEBALL HALL OF FAME AND MUSEUM

25 Main Street, Cooperstown, New York 13326

Phone: (607) 547-7200 Fax: (607) 547-2044

Public Relations: (607) 547-0215

e-mail address: info@baseballhalloffame.org

Web site: baseballhall.org

Summer Hours: Memorial Day Weekend - Labor Day Weekend: 9 a.m. to 9 p.m.

Regular Hours: 9 a.m. to 5 p.m.

Holiday Closings: Thanksgiving Day, Christmas Day, and New Year's Day.

DIRECTORY: Jane Forbes Clark (Chairman), Joe Morgan (Vice Chairman), Jeff Idelson (President), Bill Haase (Senior Vice President), Sean Gahagan (Vice President, Retail Marketing & Licensing), Erik Strohl (Senior Director of Exhibitions and Collections), Ken Meifert (Senior Director, Development), Brad Horn (Senior Director, Communications & Education), Jim Gates (Librarian), Tim Wiles (Research Director)

COMMUNICATIONS CONTACTS: Craig Muder (Comm. Director), Jackie Brown (Comm. Associate)

HALL OF FAME WEEKEND 2011: July 22-25

Inductees: Roberto Alomar, Bert Blyleven & Pat Gillick

Awards: Sat. July 23, 4:30 p.m. ET, Doubleday Field

Induction: Sun. July 24, 1:30 p.m. ET, Clark Sports Center

HALL OF FAME CLASSIC 2011: June 18-19

Golf tournament & other events all weekend

Game: Sun. June 19, 2 p.m., Doubleday Field;

For more information, visit baseballhall.org

BRAVES IN THE HALL OF FAME

A total of 46 players, managers and executives with ties to the Boston/Milwaukee/Atlanta Braves organization have earned election to the National Baseball Hall of Fame. Ten players spent a majority of their careers in a Braves uniform, including Hank Aaron (1954-1974), John Clarkson (1888-1892), Hugh Duffy (1892-1900), Rabbit Maranville (1912-1920, 1929-1933, 1935), Eddie Mathews (1952-1966), Tommy McCarthy (1885, 1892-1895), Kid Nichols (1890-1901), Phil Niekro (1964-1983, 1987), Warren Spahn (1942, 1946-1964) and Vic Willis (1898-1905). Manager Frank Selee and executive George Wright also spent the majority of their careers with the team. For a complete list of Boston/Milwaukee/Atlanta Braves in the Hall of Fame, visit the "Hall of Famers" team pages at www.baseballhall.org.

NOTABLE BRAVES ARTIFACTS IN COOPERSTOWN

- Brian McCann's bat from his three-run, bases-clearing double during the 2010 All-Star Game on July 13th that resulted in his MVP selection and the National League's first win since 1996.
- Jersey worn by John Smoltz to record his 3,000th career strikeout on April 22, 2008.
- Spikes worn by John Smoltz on May 24, 2007, when he won the 200th game of his career.
- Bat used by Andruw Jones to hit his 50th home run of the season and 300th of his career, on Sept. 14, 2005.
- Cap worn by Bobby Cox on Sept. 29, 2004, when he earned his 2,000th managerial win and a ticket from the game at Turner Field against the New York Mets.
- Bat used by Javy Lopez to set the major league record for the most single-season home runs by a catcher (42) on Sept. 27, 2003, breaking Todd Hundley's record of 41 in 1996.
- Ball and jersey from Greg Maddux's 15th win of the 2003 season, establishing a major league record of 15+ wins in 16 consecutive seasons.
- Rafael Furcal's cap worn during an unassisted triple play on Aug. 10, 2003, the 11th unassisted triple play in MLB history.
- Hall of Famer Hank Aaron's locker from Atlanta's Fulton County Stadium.
- Uniform and cap worn by Hall of Famer Eddie Mathews when he managed the Braves.
- Bats used by Hank Aaron to hit his 500th, 600th, and 714th career home runs.
- Ball from each of Hall of Fame left-hander Warren Spahn's no-hitters in 1960 and 1961.
- Ball from Lew Burdette's no-hit game on Aug. 18, 1960.

Brian McCann's
2010 All-Star
Game MVP bat.



A LOOK AHEAD TO 2012

Ballots for the 2012 Hall of Fame/BBWAA election will be distributed in early December with results from the voting scheduled to be announced in January 2012. A partial list of first-year candidates for election include: David Bell, Jeremy Burnitz, Vinny Castilla, Scott Erickson, Javy Lopez, Bill Mueller, Terry Mulholland, Brad Radke, Tim Salmon, Ruben Sierra and Bernie Williams. Historical voting data from all past BBWAA elections can be accessed at www.baseballhall.org or by contacting the Hall of Fame Public Relations department.

CONNECT TO COOPERSTOWN

- For up-to-the-minute news from Cooperstown, visit at www.baseballhall.org. Stay up-to-date on all the activity at the Hall of Fame's official site and through social networking on Facebook, LinkedIn, Twitter and YouTube.
- If you would like to receive interesting stories and timely news items direct from the Hall of Fame and get the inside track on the latest happenings in Cooperstown, sign up for *Inside Pitch*. There's no cost to receive our weekly electronic newsletter in your e-mail box at home or work and it's easy to enroll: Just log on to www.hofclubhouse.com.
- If you have an interest in receiving *Around The Horn*, the Hall's monthly media newsletter, please send an e-mail to info@baseballhalloffame.org. Be sure to include your name, name of organization and e-mail address.

RESEARCH ASSISTANCE

The Hall of Fame is pleased to provide assistance in baseball research and members of the media are encouraged to utilize this valuable baseball resource whenever necessary by calling the Public Relations department at (607) 547-0215, or the Library Reference desk at (607) 547-0330.

Braves Enshrined In Cooperstown

There are 44 players in the National Baseball Hall of Fame who wore a Braves uniform at some point in their career. Following is a list of those players and the years they played for the Braves.

Player	Years With Braves	Player	Years With Braves
*Henry Aaron	1954-74	*Charles "Kid" Nichols	1890-1901
Earl Averill	1941	*Phil Niekro	1964-83, 1987
Dave Bancroft	1924-27	Jim O'Rourke	1876-78, 80
Dennis "Dan" Brouthers	1889	Gaylord Perry	1981
Orlando Cepeda	1969-72	Charles Radbourn	1886-89
John Clarkson	1888-92	George Herman "Babe" Ruth	1935
Jimmy Collins	1895-1900	Albert "Red" Schoendienst	1957-60
*Hugh Duffy	1892-1900	Al Simmons	1939
Johnny Evers	1914-17; 1929	George Sisler	1928-30
Burleigh Grimes	1930	Enos Slaughter	1959
William "Billy" Hamilton	1896-1901	*Warren Spahn	1942, 1946-64
Billy Herman	1946	Casey Stengel	1924-25
Rogers Hornsby	1928	Bruce Sutter	1985-88
Joe Kelley	1891, 1908	Ed Walsh	1917
Mike "King" Kelly	1887-89; 1891-92	Lloyd Waner	1941
Ernie Lombardi	1942	Paul Waner	1941-42
Al Lopez	1936-40	Hoyt Wilhelm	1969-71
*Rabbit Maranville	1929-1933, 1935	*Vic Willis	1898-1905
Richard Marquard	1922-25	George Wright	1876-78; 1880-81
*Eddie Mathews	1952-66	Henry "Harry" Wright	1876-77
Tommy McCarthy	1885, 1892-95	Denton "Cy" Young	1911
Bill McKechnie	1913	* Played more games with Boston, Milwaukee or	
Joe "Ducky" Medwick	1945	Atlanta Braves than any other team	

Braves Hall of Fame Inductees

Name	Uniform Number	Year Inducted	Statistics
Hank Aaron	44	1999	Lifetime average of .305, 755 HR, 2,297 RBI; 1957 N.L. MVP
Eddie Mathews	41	1999	Lifetime average of .271, 512 HR, 1,453 RBI
Phil Niekro	35	1999	Won 318, Lost 274 (268-230 with Braves)
Warren Spahn	21	1999	Won 363, Lost 245 (356-229 with Braves); 1957 Cy Young
Dale Murphy	3	2000	Lifetime average of .265, 398 HR, 1,266 RBI
Ted Turner	---	2000	Owner from 1976 to 2000
Lew Burdette	33	2001	Won 203, Lost 144 (179-120 with Braves)
Ernie Johnson	---	2001	Broadcaster from 1962 to 1999
Bill Bartholomay	---	2002	Chairman of the Board since 1962
Johnny Sain	33	2002	Won 139, Lost 116 (104-91 with Braves)
Del Crandall	1	2003	Lifetime average of .254, 179 HR, 657 RBI
Tommy Holmes	1	2004	Lifetime average of .302, 88 HR, 581 RBI
Kid Nichols	---	2004	Won 360, Lost 205 (328-180 with Braves)
Skip Caray	---	2004	Broadcaster from 1976 to 2008
Pete Van Wieren	---	2004	Broadcaster from 1976 to 2008
Herman Long	---	2005	Boston Beaneaters shortstop from 1890 to 1902
Paul Snyder	---	2005	Player, coach and scout from 1957 to present
Ralph Garr	48	2006	Player, coach and scout from 1968 to '75; 1985 to present
Bill Lucas	---	2006	Front-office executive; GM from 1976 to '79
David Justice	23	2007	Lifetime average of .279, 305 HR, 1,017 RBI; 1990 N.L. ROY
Greg Maddux	31	2009	Won 355 games, Lost 227 (194-88 with Braves); 4-time Cy Young winner
Tom Glavine	47	2010	Won 305 games, Lost 203 (244-147 with Braves); 2-time Cy Young winner
Bobby Cox	6	2011	Won 2,504 games (2,149 with Braves) as manager; 4-time Manager of Year

Note: There were no inductees in 2008.

Braves Retired Numbers

Warren Spahn

21

Number Retired 1965
Hall of Fame 1973

Eddie Mathews

41

Number Retired 1969
Hall of Fame 1978

Hank Aaron

44

Number Retired 1975
Hall of Fame 1982

Phil Niekro

35

Number Retired 1984
Hall of Fame 1997

Dale Murphy

3

Number Retired 1994

Greg Maddux

31

Number Retired 2009

Tom Glavine

47

Number Retired 2010

Bobby Cox

6

Number Retired 2011


Jackie Robinson

42

Number Retired by Major
League Baseball 1997



The Braves retired Tom Glavine's uniform number 47 in 2010.



HANK AARON

FULL NAME: Henry Louis Aaron
BATS: Right **THROWS:** Right
HEIGHT: 6-0 **WEIGHT:** 180
BORN: 2/5/1934 in Mobile, Alabama
YEARS WITH BRAVES: 1954-74
NUMBER RETIRED: 1975

OUTFIELD

44

One of the greatest hitters of all time, Hank Aaron was elected to Baseball's Hall of Fame in January 1982. He missed by nine votes being the first unanimous choice ever in the voting by the Baseball Writers' Association of America. Aaron received 406 of a possible 415 votes for a percentage of .978. Aaron and Frank Robinson were inducted into the Hall of Fame at Cooperstown, N.Y., on August 1, 1982. In his 23-year Major League career, Aaron re-wrote baseball's record book. He holds more Major League batting records than any other player in the game's history. Among his records are Most Runs Batted In, Lifetime (2,297); Most Extra-Base Hits, Lifetime (1,477); and Most Total Bases, Lifetime (6,856). Aaron also ranks second on the all-time list in at-bats (12,364), and home runs (755), fourth in runs (2,174, tied with Babe Ruth), games (3,298) and hits (3,771), 10th in doubles (624), 12th in singles (2,294) and is tied for 18th in years of service (23). His most famous home run came in Atlanta on April 8, 1974, when he hit his 715th, breaking Babe Ruth's seemingly untouchable record. He did it before a sellout crowd of 53,775 at Atlanta Stadium. The pitch came in the bottom of the fourth inning, the Los Angeles Dodgers leading 3-1, with a 1-0 count and Darrell Evans waiting on first. Al Downing threw a fastball at 9:07 p.m. that Hank sent over the left field fence. Reliever Tom House caught the ball in the Braves' bullpen and brought it to Aaron in the home plate celebration. On May 17, 1970, Hank singled at Cincinnati to become the first player to compile both 3,000 career hits and more than 500 homers. He joined the 30-30 club (30 HRs and 30 SBs in the same season) in 1963. Aaron played in the Major League All-Star Game 24 times, including the years 1959-61 when two games were played. He was honored as the National League's Most Valuable Player in 1957 and named Player of the Year by Sporting News in 1956 and 1963. He played 21 seasons with the Braves before being traded to Milwaukee for outfielder Dave May and minor leaguer Roger Alexander at the end of 1974. Aaron retired as a player two years later. Aaron was first scouted by Dewey Griggs of the Milwaukee Braves during an Indianapolis Clowns tryout. The Braves eventually were able to strike a deal and beat out the Giants for Aaron's services. In 1952 he was assigned to the Eau Claire, Wisconsin, team of the Northern League. He was the unanimous choice for the Northern League's Rookie of the Year while only playing in 87 games (.336, 9 HR, 61 RBI, 116 hits and 89 runs). In 1953 he was promoted to the Jacksonville Tars, where he became the first African-American player in the South Atlantic League. Aaron won the batting title (.362) and led the league in RBI (125), runs (115), hits (208) and finished second in home runs (22) and earned the league's MVP award. He began his Major League career in 1954 when a spring training injury forced Bobby Thomson out of the Braves' lineup. In his debut he struck out twice, grounded out, hit into a double play and fouled out. Aaron hit his first home run off Vic Raschi on April 23, 1954. He became the second youngest player to win a batting title (.328) in 1956 and the second youngest to collect his 1,000th hit, off Sandy Koufax in 1959. On June 12, 1967, Aaron recorded his 2,500th hit and achieved his 3,000th hit on May 17, 1970. His 2,000th RBI came on July 3, 1972. During his career, Aaron had a 20-year string of 20 or more home runs. After turning 35, he hit 245 home runs and from the ages 35 to 39 he hit at least 34 home runs a year. Over his 23-year Major League career, he averaged just 63 strikeouts a year, with his highest strikeout total being 97 in 1967. He hit .300 or better in 14 seasons, won the NL home run crown three times and tied for a fourth, led the league in RBI four times and won three Gold Gloves. Aaron hit his 755 home runs off 310 different pitchers, including 12 Hall of Famers. He hit the most off of Hall of Famer Don Drysdale (17), the most in the month of July (152), the most against the Cincinnati Reds (97) and the most in the first inning (124). Aaron hit 400 solo home runs and hit seven of his 755 as a second baseman and had three pinch-hit home runs. He had only one three-homer game, at San Francisco on June 21, 1959. Following his playing career, Aaron joined the Braves' front office on October 7, 1976, for a 13-year tenure as a Braves Vice President and Director of Player Development. In that position, he oversaw the development of many players instrumental in the Braves' 1982 National League West Division championship, including Dale Murphy, who won back-to-back NL MVP awards in 1982-83. Since December of 1989, he has served as Braves' Senior Vice President. In February of 2000, Aaron replaced the late Pee Wee Reese on the Hall of Fame Veterans Committee.

Note: Aaron's executive bio appears in Front Office section.

Aaron's Complete Record

Year	Club	AVG	G	AB	R	H	2B	3B	HR	RBI	BB	SO	SB
1952	Eau Claire	.336	87	345	79	116	19	4	9	61	33	19	25
1953	Jacksonville	.362	137	574	115	208	36	14	22	125	35	22	13
1954	Milwaukee	.280	122	468	58	131	27	6	13	69	28	39	2
1955	Milwaukee	.314	153	602	105	189	37	9	27	106	49	61	3
1956	Milwaukee	.328	153	609	106	200	34	14	26	92	37	54	2
1957	Milwaukee	.322	151	615	118	198	27	6	44	132	57	58	1
1958	Milwaukee	.326	153	601	109	196	34	4	30	95	59	49	4
1959	Milwaukee	.355	154	629	116	223	46	7	39	123	51	54	8
1960	Milwaukee	.292	153	590	102	172	20	11	40	126	60	63	16
1961	Milwaukee	.327	155	603	115	197	39	10	34	120	56	64	21
1962	Milwaukee	.323	156	592	127	191	28	6	45	128	66	73	15
1963	Milwaukee	.319	161	631	121	201	29	4	44	130	78	94	31
1964	Milwaukee	.328	145	570	103	187	30	2	24	95	62	46	22
1965	Milwaukee	.318	150	570	109	181	40	1	32	89	60	81	24
1966	Atlanta	.279	158	603	117	168	23	1	44	127	76	96	21
1967	Atlanta	.307	155	600	113	184	37	3	39	109	63	97	17
1968	Atlanta	.287	160	606	84	174	33	4	29	86	64	62	28
1969	Atlanta	.300	147	547	100	164	30	3	44	97	87	47	9
1970	Atlanta	.298	150	516	103	154	26	1	38	118	74	63	9
1971	Atlanta	.327	139	495	95	162	22	3	47	118	71	58	1
1972	Atlanta	.265	129	449	75	119	10	0	34	77	92	55	4
1973	Atlanta	.301	120	392	84	118	12	1	40	96	68	51	1
1974	Atlanta	.268	112	340	47	91	16	0	20	69	39	29	1
1975	Milwaukee	.234	137	465	45	109	16	2	12	60	70	51	0
1976	Milwaukee	.229	85	271	22	62	8	0	10	35	35	38	0
A.L. Totals		.232	222	736	67	171	24	2	22	95	105	89	0
N.L. Totals		.310	3076	11628	2107	3600	600	96	733	2202	1297	1289	240
Major Totals		.305	3298	12364	2174	3771	624	98	755	2297	1402	1383	240

Aaron's League Championship Series Record

Year	Club, Opp	AVG	G	AB	R	H	2B	3B	HR	RBI	SB
1969	Atl. vs. N.Y.	.357	3	14	3	5	2	0	3	7	0

Aaron's World Series Record

Year	Club, Opp	AVG	G	AB	R	H	2B	3B	HR	RBI	SB
1957	Mil. vs. N.Y.	.393	7	28	5	11	0	1	3	7	0
1958	Mil. vs. N.Y.	.333	7	27	3	9	2	0	0	2	0
W.S. Totals		.364	14	55	8	20	2	1	3	9	0



BOBBY COX

FULL NAME: Robert Joe Cox
BATS: Right **THROWS:** Right
HEIGHT: 6-0 **WEIGHT:** 185
BORN: 5/21/1941 in Tulsa, Oklahoma
YEARS WITH BRAVES: 1978-81, 1990-2010
NUMBER RETIRED: 2011

MANAGER

6

Known as the consummate “players” manager, Bobby Cox treated everyone with respect and dignity. He spent 29 seasons as a Major League skipper, including 25 seasons in two stints at the helm of the Braves. His 2,504 wins rank fourth all-time and include a franchise-best 2,149 victories with the Braves and 355 with the Toronto Blue Jays. Cox posted an overall career record of 2,504-2001-3 (.556). The 2010 campaign marked his final season on the bench, as Atlanta went 91-71 and claimed the National League’s Wild Card Championship. Cox won his 2,500th game on September 25, 2010, at Washington. The 2010 campaign was Cox’s 15th with 90 or more wins, tying him for second all-time in 90-win seasons with Hall of Fame skipper Joe McCarthy (15) and putting him one behind the legendary John McGraw (16). Cox and McCarthy are the only managers in Major League history to compile six 100-win seasons. On June 8, 2009, Cox posted his 2,000th Braves victory, making him just the fourth skipper in big-league history to claim 2,000 wins with one team, joining Connie Mack (Athletics), John McGraw (Giants) and Walter Alston (Dodgers). On September 29, 2004, in the season’s final home game, Cox earned his 2,000th career victory with a 6-4 decision over the New York Mets. He became just the ninth skipper in big-league history to reach that lofty milestone. Cox won 15 division crowns in his career, including 14 straight in Atlanta that led to five pennants (1991, 1992, 1995, 1996 and 1999) and one World Championship (1995). He had a string of 15 consecutive winning seasons from 1991 to 2005, tying him with Al Lopez and Earl Weaver for third place all-time behind Joe McCarthy (20) and Sparky Anderson (17) for consecutive winning campaigns. Cox was voted the Manager of the Year by the Baseball Writers Association of America four times (1985 with Toronto and 1991, 2004 and 2005 with Atlanta). The *Sporting News*, in a poll of his peers, honored Cox as the league’s top skipper seven times with the Braves and eight times overall. No other manager has won the *Sporting News* award more than three times since the magazine started the balloting in 1936. In 1991 the Associated Press named him Major League Manager of the Year, as he became the first manager to earn that honor in both leagues, having also won it while with the Blue Jays in 1985. Cox brought the city of Atlanta its first major professional sports championship in 1995 when the Braves defeated the Cleveland Indians, four games to two, in the World Series. The victory also marked the first time a franchise had won a World Series in three different cities. Cox managed the Braves from 1978 to ‘81, compiling a 266-323 record and laying the groundwork for the club’s National League West title in 1982. He began a four-year tenure as Toronto’s manager in 1982, lifting a habitual last-place team to within one game of attaining a World Series berth in 1985. Cox returned to the Braves as general manager in October 1985 and oversaw a farm system which set the foundation for great success. He added the field managing responsibilities on June 22, 1990, then devoted all his time to those duties when the Braves named John Schuerholz as General Manager in October of that year. When Braves owner Ted Turner fired Cox in 1981, Turner was asked at the press conference who was likely to be the next manager. “It would be Bobby Cox if I hadn’t just fired him,” Turner said. “We need someone like him around here.” Cox will be inducted into the Braves Hall of Fame in August 2011.

Bobby Cox’s Managerial Record

Year	Club / League	Overall			Vs. Division		Extra Innings	
		W-L	Pct.	Pos.	W-L	Pct.	W-L	Pct
1971	Ft. Lauderdale / FSL	71-70	.504	4th				
1972	West Haven / Eastern	84-56	.600	1st				
1973	Syracuse / International	76-70	.521	3rd				
1974	Syracuse / International	74-70	.514	2nd				
1975	Syracuse / International	72-64	.529	3rd				
1976	Syracuse / International	82-57	.590	2nd				
1978	Atlanta / National	69-93	.426	6th	38-52	.422	6-8	.429
1979	Atlanta / National	66-94	.413	6th	42-48	.467	3-9	.250
1980	Atlanta / National	81-80	.503	4th	43-46	.483	8-6	.571
1981	Atlanta / National	50-56-1	.472	5th	31-33	.484	10-4	.714
1982	Toronto / American	78-84	.481	T6th	33-45	.423	10-5	.667
1983	Toronto / American	89-73	.549	4th	39-39	.500	11-6	.647
1984	Toronto / American	89-73-1	.549	2nd	37-41	.474	6-12	.333
1985	Toronto / American	99-62	.615	1st	44-33	.571	12-5	.706

Bobby Cox's Managerial Record, continued

Year	Club / League	Overall			Vs. Division		Extra Innings	
		W-L	Pct.	Pos.	W-L	Pct.	W-L	Pct
1990	Atlanta / National	40-57	.412	6th	22-35	.386	4-8	.333
1991	Atlanta / National	94-68	.580	1st	51-39	.567	8-6	.571
1992	Atlanta / National	98-64	.605	1st	58-32	.644	10-7	.588
1993	Atlanta / National	104-58	.642	1st	55-23	.705	7-6	.538
1994	Atlanta / National	68-46	.586	2nd	23-16	.590	7-2	.778
1995	Atlanta / National	90-54	.625	1st	31-21	.596	3-9	.250
1996	Atlanta / National	96-66	.593	1st	32-20	.615	6-8	.429
1997	Atlanta / National	101-61	.623	1st	29-19	.604	10-10	.500
1998	Atlanta / National	106-56	.654	1st	30-18	.625	2-4	.333
1999	Atlanta / National	103-59	.636	1st	35-16	.686	17-5	.773
2000	Atlanta / National	95-67	.586	1st	27-24	.529	3-5	.375
2001	Atlanta / National	88-74	.543	1st	42-34	.553	8-8	.500
2002	Atlanta / National	101-59-1	.631	1st	47-28	.627	7-8	.467
2003	Atlanta / National	101-61	.623	1st	41-35	.539	7-10	.412
2004	Atlanta / National	96-66	.593	1st	51-25	.671	7-8	.467
2005	Atlanta / National	90-72	.556	1st	42-33	.560	6-7	.462
2006	Atlanta / National	79-83	.488	3rd	35-38	.479	8-3	.727
2007	Atlanta / National	84-78	.519	3rd	39-33	.542	6-9	.400
2008	Atlanta / National	72-90	.444	4th	31-41	.431	3-10	.231
2009	Atlanta / National	86-76	.531	3rd	41-31	.569	9-7	.563
2010	Atlanta / National	91-71	.562	2nd	38-34	.528	8-7	.533
Minor Totals		459-387	.543		---	---	---	---
Atlanta Totals		2149-1709-2	.557		954-774	.552	173-174	.499
Major Totals		2504-2001-3	.556		1107-931	.543	212-202	.512

Bobby Cox's Record in Postseason & All-Star Games

Year	Club	League	Opponent	D.S.		L.C.S.		W.S.		A.S.G.	
				W	L	W	L	W	L	W	L
1985	Toronto	American	Kansas City	-	-	3	4	-	-	-	-
1991	Atlanta	National	Pittsburgh	-	-	4	3	-	-	-	-
1992	Atlanta	National	Minnesota	-	-	-	-	3	4	-	-
			Pittsburgh	-	-	4	3	-	-	-	-
			Toronto	-	-	-	-	2	4	-	-
1993	Atlanta	National	American	-	-	-	-	-	-	0	1
			Philadelphia	-	-	2	4	-	-	-	-
			American	-	-	-	-	-	-	0	1
1995	Atlanta	National	Colorado	3	1	-	-	-	-	-	-
			Cincinnati	-	-	4	0	-	-	-	-
			Cleveland	-	-	-	-	4	2	-	-
1996	Atlanta	National	Los Angeles	3	0	-	-	-	-	-	-
			St. Louis	-	-	4	3	-	-	-	-
			New York (A)	-	-	-	-	2	4	-	-
			American	-	-	-	-	-	-	1	0
1997	Atlanta	National	Houston	3	0	-	-	-	-	-	-
			Florida	-	-	2	4	-	-	-	-
			American	-	-	-	-	-	-	0	1
1998	Atlanta	National	Chicago	3	0	-	-	-	-	-	-
			San Diego	-	-	2	4	-	-	-	-
1999	Atlanta	National	Houston	3	1	-	-	-	-	-	-
			New York (N)	-	-	4	2	-	-	-	-
			New York (A)	-	-	-	-	0	4	-	-
2000	Atlanta	National	St. Louis	0	3	-	-	-	-	-	-
			American	-	-	-	-	-	-	0	1
2001	Atlanta	National	Houston	3	0	-	-	-	-	-	-
			Arizona	-	-	1	4	-	-	-	-
2002	Atlanta	National	San Francisco	2	3	-	-	-	-	-	-
2003	Atlanta	National	Chicago	2	3	-	-	-	-	-	-
2004	Atlanta	National	Houston	2	3	-	-	-	-	-	-
2005	Atlanta	National	Houston	1	3	-	-	-	-	-	-
2010	Atlanta	National	San Francisco	1	3	-	-	-	-	-	-
Totals				26	20	30	31	11	18	1	4



TOM GLAVINE

FULL NAME: Thomas Michael Glavine
BATS: Left **THROWS:** Left
HEIGHT: 6-0 **WEIGHT:** 205
BORN: 3/25/1966 in Concord, Massachusetts
YEARS WITH BRAVES: 1987-2002, 2008
NUMBER RETIRED: 2010

PITCHER

47

Tom Glavine won 305 regular-season games in his 22-year Major League career. But it was his eight innings of one-hit, shutout baseball in Game 6 of the 1995 World Series that accounted for his most-significant victory. The Braves won 1-0 to capture the first championship in Atlanta history, and Glavine was named the series Most Valuable Player. The left-hander arrived in Atlanta in 1987 and, after four years of growing pains, became a consistent big-time winner. Glavine won 20 or more games each year from 1991 to 1993 and earned the first of his two Cy Young awards in 1991, going 20-11 with a 2.55 ERA. His second Cy Young came in 1998 on the strength of a 20-6 record and a 2.47 ERA. He finished second for the award in 1992 and 2000 and third in 1993 and 1995. From 1993 to 1999, the Braves featured arguably the game's top starting rotation - led by Glavine, Greg Maddux and John Smoltz. Over that seven-year stretch, Atlanta won six division titles and the National League Championship Series in 1995, 1996 and 1999 in addition to the 1995 World Series. Glavine also pitched in two other Fall Classics - in 1991 and 1992. Following the 2002 season, Glavine signed as a free agent with the New York Mets. He won his 300th game on August 5, 2007, with an 8-3 verdict over the Chicago Cubs, becoming the 23rd pitcher and just the sixth left-hander to reach that plateau. Glavine returned to Atlanta in 2008 before ultimately retiring after the 2009 season. On the Braves' career lists, Glavine ranks fourth in strikeouts (2,091), fourth in wins (244) and tied for eighth in shutouts (22). He had five 20-win seasons, leading the NL or tying for the lead each time. Glavine's lifetime ledger was 305-203 with a 3.54 ERA, and his 682 games started ranked 12th on baseball's all-time list when he retired. Possessing excellent control, the 10-time All-Star was a master at mixing up the speed of his pitches and locating them on - or just off - the corners of the strike zone. Glavine was a career .186 batter and won four Silver Slugger Awards.

Glavine's Complete Record

Year Club	W-L	ERA	G	GS	CG	SHO	SV	IP	H	R	ER	HR	HB	BB	SO	WP	BK
1984 Bradenton	2-3	3.34	8	7	0	0	0	32.1	29	17	12	0	1	13	34	12	0
1985 Sumter	9-6	2.35	26	26	2	1	0	168.2	114	58	44	6	9	73	174	19	0
1986 Greenville	11-6	3.41	22	22	2	1	0	145.1	129	62	55	14	2	70	114	8	0
Richmond	1-5	5.63	7	7	1	1	0	40.0	40	29	25	4	2	27	12	3	0
1987 Richmond	6-12	3.35	22	22	4	1	0	150.1	142	70	56	15	5	56	91	8	0
Atlanta	2-4	5.54	9	9	0	0	0	50.1	55	34	31	5	3	33	20	1	1
1988 Atlanta	7-17	4.56	34	34	1	0	0	195.1	201	111	99	12	8	63	84	2	2
1989 Atlanta	14-8	3.68	29	29	6	4	0	186.0	172	88	76	20	2	40	90	2	0
1990 Atlanta	10-12	4.28	33	33	1	0	0	214.1	232	111	102	18	1	78	129	8	1
1991 Atlanta	20-11	2.55	34	34	9	1	0	246.2	201	83	70	17	2	69	192	10	2
1992 Atlanta	20-8	2.76	33	33	7	5	0	225.0	197	81	69	6	2	70	129	5	0
1993 Atlanta	22-6	3.20	36	36	4	2	0	239.1	236	91	85	16	2	90	120	4	0
1994 Atlanta	13-9	3.97	25	25	2	0	0	165.1	173	76	73	10	1	70	140	8	1
1995 Atlanta	16-7	3.08	29	29	3	1	0	198.2	182	76	68	9	5	66	127	3	0
1996 Atlanta	15-10	2.98	36	36	1	0	0	235.1	222	91	78	14	0	85	181	4	0
1997 Atlanta	14-7	2.96	33	33	5	2	0	240.0	197	86	79	20	4	79	152	3	0
1998 Atlanta	20-6	2.47	33	33	4	3	0	229.1	202	67	63	13	2	74	157	3	0
1999 Atlanta	14-11	4.12	35	35	2	0	0	234.0	259	115	107	18	4	83	138	2	0
2000 Atlanta	21-9	3.40	35	35	4	2	0	241.0	222	101	91	24	4	65	152	0	0
2001 Atlanta	16-7	3.57	35	35	1	1	0	219.1	213	92	87	24	2	97	116	2	0
2002 Atlanta	18-11	2.96	36	36	2	1	0	224.2	210	85	74	21	8	78	127	2	0
2003 New York (NL)	9-14	4.52	32	32	0	0	0	183.1	205	94	92	21	2	66	82	2	0
2004 New York (NL)	11-14	3.60	33	33	1	1	0	212.1	204	94	85	20	0	70	109	0	0
2005 New York (NL)	13-13	3.53	33	33	2	1	0	211.1	227	88	83	12	3	61	105	1	0
2006 New York (NL)	15-7	3.82	32	32	0	0	0	198.0	202	94	84	22	6	62	131	1	0
2007 New York (NL)	13-8	4.45	34	34	1	1	0	200.1	219	102	99	23	4	64	89	2	0

Glavine's Complete Record, continued

Year Club	W-L	ERA	G	GS	CG	SHO	SV	IP	H	R	ER	HR	HB	BB	SO	WP	BK
2008 Atlanta	2-4	5.54	13	13	0	0	0	63.1	67	40	39	11	1	37	37	0	0
Myrtle Beach#	0-0	2.25	1	1	0	0	0	4.0	3	1	1	0	1	1	4	0	0
Mississippi#	0-1	3.60	1	1	0	0	0	5.0	4	3	2	0	0	1	1	0	0
2009 Rome#	1-0	0.00	1	1	0	0	0	6.0	3	0	0	0	0	0	2	1	0
Mississippi#	0-0	4.50	1	1	0	0	0	2.0	3	1	1	1	0	1	0	0	0
Gwinnett#	1-0	3.38	2	2	0	0	0	8.0	11	3	3	1	0	2	3	0	0
Minor Totals	31-33	3.19	91	90	9	4	0	561.2	478	244	199	41	20	244	435	51	0
Atlanta Totals	244-147	3.41	518	518	52	22	0	3408.0	3241	1428	1291	258	51	1177	2091	59	7
Major Totals	305-203	3.54	682	682	56	25	0	4413.1	4298	1900	1734	356	66	1500	2607	65	7

Bold indicates led league; #Injury rehabilitation assignment.

Glavine's Division Series Record

Year	Club, Opp.	W-L	ERA	G	GS	CG	SHO	SV	IP	H	R	ER	HR	HB	BB	SO	WP	BK
1995	Atl. vs. Col.	0-0	2.57	1	1	0	0	0	7.0	5	3	2	1	0	1	3	0	0
1996	Atl. vs. LA	1-0	1.35	1	1	0	0	0	6.2	5	1	1	0	0	3	7	0	0
1997	Atl. vs. Hou.	1-0	4.50	1	1	0	0	0	6.0	5	3	3	0	0	5	4	0	0
1998	Atl. vs. Chi.	0-0	1.29	1	1	0	0	0	7.0	3	1	1	0	0	1	8	0	0
1999	Atl. vs. Hou.	0-0	3.00	1	1	0	0	0	6.0	5	2	2	0	1	3	6	0	0
2000	Atl. vs. Stl.	0-1	27.00	1	1	0	0	0	2.1	6	7	7	2	1	1	2	0	0
2001	Atl. vs. Hou.	1-0	0.00	1	1	0	0	0	8.0	6	0	0	0	0	2	3	0	0
2002	Atl. vs. SF	0-2	15.26	2	2	0	0	0	7.2	17	13	13	1	0	7	4	0	0
2006	NYM vs. LA	1-0	0.00	1	1	0	0	0	6.0	4	0	0	0	0	2	2	0	0
D.S. Totals		4-3	4.61	10	10	0	0	0	56.2	56	30	29	4	2	25	39	0	0

Glavine's League Championship Series Record

Year	Club, Opp.	W-L	ERA	G	GS	CG	SHO	SV	IP	H	R	ER	HR	HB	BB	SO	WP	BK
1991	Atl. vs. Pit.	0-2	3.21	2	2	0	0	0	14.0	12	5	5	1	0	6	11	0	0
1992	Atl. vs. Pit.	0-2	12.27	2	2	0	0	0	7.1	13	11	10	3	2	3	2	0	0
1993	Atl. vs. Phi.	1-0	2.57	1	1	0	0	0	7.0	6	2	2	1	0	0	5	0	0
1995	Atl. vs. Cin.	0-0	1.29	1	1	0	0	0	7.0	7	1	1	0	1	2	5	0	0
1996	Atl. vs. Stl.	1-1	2.08	2	2	0	0	0	13.0	10	3	3	2	1	0	9	0	0
1997	Atl. vs. Fla.	1-1	5.40	2	2	0	0	0	13.1	13	8	8	0	1	11	9	0	0
1998	Atl. vs. SD	0-2	2.31	2	2	0	0	0	11.2	13	6	3	0	0	9	8	0	0
1999	Atl. vs. NY	1-0	0.00	1	1	0	0	0	7.0	7	0	0	0	0	1	0	0	0
2001	Atl. vs. Ari.	1-1	1.50	2	2	0	0	0	12.0	10	4	2	1	0	5	5	1	0
2006	NYM vs. Stl.	1-1	2.45	2	2	0	0	0	11.0	11	3	3	1	0	5	4	0	0
L.C.S. Totals		6-10	3.22	17	17	0	0	0	103.1	102	43	37	9	5	42	66	1	0

Glavine's World Series Record

Year	Club, Opp.	W-L	ERA	G	GS	CG	SHO	SV	IP	H	R	ER	HR	HB	BB	SO	WP	BK
1991	Atl. vs. Min.	1-1	2.70	2	2	1	0	0	13.1	8	6	4	2	0	7	8	0	1
1992	Atl. vs. Tor.	1-1	1.59	2	2	2	0	0	17.0	10	3	3	2	0	4	8	0	0
1995	Atl. vs. Clev.	2-0	1.29	2	2	0	0	0	14.0	4	2	2	1	0	6	11	1	0
1996	Atl. vs. NYY	0-1	1.29	1	1	0	0	0	7.0	4	2	1	0	0	3	8	0	0
1999	Atl. vs. NYY	0-0	5.14	1	1	0	0	0	7.0	7	5	4	3	0	0	3	0	0
W.S. Totals		4-3	2.16	8	8	3	0	0	58.1	33	18	14	8	0	20	38	1	1

Glavine's All-Star Game Record

Year	Club, Site	W-L	ERA	G	GS	CG	SHO	SV	IP	H	R	ER	HR	HB	BB	SO	WP	BK
1991	N.L., Tor.	0-0	0.00	1	1	0	0	0	2.0	1	0	0	0	0	1	3	0	0
1992	N.L., SD	0-1	27.00	1	1	0	0	0	1.2	9	5	5	0	0	0	2	0	0
1993	N.L., Bal.																	
1996	N.L., Phi.	0-0	0.00	1	0	0	0	0	1.0	0	0	0	0	0	0	1	0	0
1997	N.L., Cle.																	
1998	N.L., Col.	0-0	27.00	1	0	0	0	0	1.1	5	4	4	0	0	3	0	0	0
2000	N.L., Atl.	0-0	0.00	1	0	0	0	0	1.0	0	0	0	0	0	0	1	0	0
2002	N.L., Mil.																	
2004	N.L., Hou.	0-0	0.00	1	0	0	0	0	1.0	1	0	0	0	0	0	0	0	0
2006	N.L., Pit.																	
All-Star Totals		0-1	10.13	6	2	0	0	0	8.0	16	9	9	0	0	4	7	0	0



GREG MADDUX

FULL NAME: Gregory Alan Maddux
BATS: Right **THROWS:** Right
HEIGHT: 6-0 **WEIGHT:** 170
BORN: 4/14/1966 in San Angelo, Texas
YEARS WITH BRAVES: 1993-2003
NUMBER RETIRED: 2009

PITCHER

31

Greg Maddux became the most-dominant pitcher in baseball during his 11 seasons with the Braves from 1993 to 2003. On the heels of winning his first Cy Young Award in 1992 with the Chicago Cubs, Maddux signed with the Braves as a free agent and proceeded to win three more Cy Young awards in a row. With Atlanta, Maddux led the National League in ERA four times (1993, 1994, 1995 and 1998) and in wins twice (1994 and 1995). His franchise-record 1.56 ERA during the 1994 season was the second-lowest in the major leagues since Bob Gibson's 1.12 mark in 1968, the last year of the elevated pitcher's mound. Maddux had arguably his finest season in 1995, posting a 19-2 record with a 1.63 ERA while leading the league with 209.2 innings pitched, 10 complete games and three shutouts and helping the Braves win the World Series. Maddux finished fifth, second and fourth in Cy Young Award voting in 1996, 1997 and 1998. On the Braves' career lists, Maddux ranks second in ERA (2.63), fifth in strikeouts (1,828), sixth in wins (194) and 10th in shutouts (21). The diminutive right-hander known as "Mad Dog" featured pinpoint control and uncanny late movement on his fastball. After leaving Atlanta, Maddux had a second stint with the Cubs and subsequently played for the Los Angeles Dodgers and San Diego Padres. He won 15 or more games for 17 consecutive seasons (1988-2004) - the only pitcher in major league history to do so. Upon his retirement, Maddux ranked eighth all-time with 355 wins and 10th with 3,371 strikeouts. He won a record 18 Gold Gloves, including 10 with the Braves. He was an eight-time All-Star and the NL starting pitcher in 1994, 1997 and 1998. Maddux was inducted into the Braves Hall of Fame in July 2009. At the induction ceremony, manager Bobby Cox remarked: "I get asked all the time was he the best pitcher I ever saw? Was he the smartest pitcher I ever saw? The most competitive I ever saw? The best teammate I ever saw? The answer is yes to all of those."

Maddux's Complete Record

Year	Club	W-L	ERA	G	GS	CG	SHO	SV	IP	H	R	ER	HR	HB	BB	SO	WP	BK
1984	Pikeville	6-2	2.63	14	12	2	2	0	85.2	63	35	25	2	8	41	62	4	1
1985	Peoria	13-9	3.19	27	27	6	0	0	186.0	176	86	66	9	6	52	125	5	2
1986	Pittsfield	4-3	2.69	8	8	4	2	0	63.2	49	22	19	1	1	15	35	1	4
	Iowa	10-1	3.02	18	18	5	2	0	128.1	127	49	43	3	12	30	65	4	5
	Chicago (NL)	2-4	5.52	6	5	1	0	0	31.0	44	20	19	3	1	11	20	2	0
1987	Iowa	3-0	0.98	4	4	2	2	0	27.2	17	3	3	1	2	12	22	2	0
	Chicago (NL)	6-14	5.61	30	27	1	1	0	155.2	181	111	97	17	4	74	101	4	7
1988	Chicago (NL)	18-8	3.18	34	34	9	3	0	249.0	230	97	88	13	9	81	140	3	6
1989	Chicago (NL)	19-12	2.95	35	35	7	1	0	238.1	222	90	78	13	6	82	135	5	3
1990	Chicago (NL)	15-15	3.46	35	35	8	2	0	237.0	242	116	91	11	4	71	144	3	3
1991	Chicago (NL)	15-11	3.35	37	37	7	2	0	263.0	232	113	98	18	6	66	198	6	3
1992	Chicago (NL)	20-11	2.81	35	35	9	4	0	268.0	201	68	65	7	14	70	199	5	0
1993	Atlanta	20-10	2.36	36	36	8	1	0	267.0	228	85	70	14	6	52	197	5	1
1994	Atlanta	16-6	1.56	25	25	10	3	0	202.0	150	44	35	4	6	31	156	3	1
1995	Atlanta	19-2	1.63	28	28	10	3	0	209.2	147	39	38	8	4	23	181	1	0
1996	Atlanta	15-11	2.72	35	35	5	1	0	245.0	225	85	74	11	3	28	172	4	0
1997	Atlanta	19-4	2.20	33	33	5	2	0	232.2	200	58	57	9	6	20	177	0	0
1998	Atlanta	18-9	2.22	34	34	9	5	0	251.0	201	75	62	13	7	45	204	4	0
1999	Atlanta	19-9	3.57	33	33	4	0	0	219.1	258	103	87	16	4	37	136	1	0
2000	Atlanta	19-9	3.00	35	35	6	3	0	249.1	225	91	83	19	10	42	190	1	2
2001	Atlanta	17-11	3.05	34	34	3	3	0	233.0	220	86	79	20	7	27	173	2	0
2002	Atlanta	16-6	2.62	34	34	0	0	0	199.1	194	67	58	14	4	45	118	1	0
2003	Atlanta	16-11	3.96	36	36	1	0	0	218.1	225	112	96	24	8	33	124	3	0

Maddux's Complete Record, continued

Year	Club	W-L	ERA	G	GS	CG	SHO	SV	IP	H	R	ER	HR	HB	BB	SO	WP	BK
2004	Chicago (NL)	16-11	4.02	33	33	2	1	0	212.2	218	103	95	35	9	33	151	2	0
2005	Chicago (NL)	13-15	4.24	35	35	3	0	0	225.0	239	112	106	29	7	36	136	8	0
2006	Chicago (NL)	9-11	4.69	22	22	0	0	0	136.1	153	78	71	14	0	23	81	0	0
	Los Angeles (NL)	6-3	3.30	12	12	0	0	0	73.2	66	31	27	6	0	14	36	0	0
2007	San Diego	14-11	4.14	34	34	1	0	0	198.0	221	92	91	14	6	25	104	5	0
2008	San Diego	6-9	3.99	26	26	0	0	0	153.1	161	80	68	16	5	26	80	2	2
	Los Angeles (NL)	2-4	5.09	7	7	0	0	0	40.2	43	25	23	5	1	4	18	0	0
Minor Totals		36-15	2.86	71	69	19	8	0	491.1	432	195	156	16	29	150	309	16	12
Atlanta Totals		194-88	2.63	363	363	61	21	0	2526.2	2273	845	739	152	65	383	1828	25	4
Major Totals		355-227	3.16	744	740	109	35	0	5008.1	4726	1981	1756	353	137	999	3371	70	28

Bold indicates led league; #Injury rehabilitation assignment.

Maddux's Division Series Record

Year	Club, Opp.	W-L	ERA	G	GS	CG	SHO	SV	IP	H	R	ER	HR	HB	BB	SO	WP	BK
1995	Atl. vs. Col.	1-0	4.50	2	2	0	0	0	14.0	19	7	7	3	1	2	7	0	0
1996	Atl. vs. LAD	1-0	0.00	1	1	0	0	0	7.0	3	2	0	0	0	0	7	0	0
1997	Atl. vs. Hou.	1-0	1.00	1	1	1	0	0	9.0	7	1	1	0	0	1	6	0	0
1998	Atl. vs. Chi.	1-0	2.57	1	1	0	0	0	7.0	7	2	2	0	0	0	4	0	0
1999	Atl. vs. Hou.	0-1	2.57	2	1	0	0	0	7.0	10	2	2	2	0	5	5	0	0
2000	Atl. vs. StL.	0-1	11.25	1	1	0	0	0	4.0	9	7	5	1	0	3	2	0	0
2001	Atl. vs. Hou.	0-0	3.00	1	1	0	0	0	6.0	4	3	2	1	0	3	5	0	0
2002	Atl. vs. SF	1-0	3.00	1	1	0	0	0	6.0	5	2	2	1	1	1	3	0	0
2003	Atl. vs. Chi.	0-1	3.00	1	1	0	0	0	6.0	6	2	2	0	0	1	1	1	0
2006	LAD vs. NYM	0-0	9.00	1	1	0	0	0	4.0	7	4	4	0	1	2	0	0	0
2008	LAD vs. Chi.	0-0	0.00	1	0	0	0	0	1.0	1	0	0	0	0	0	0	0	0
D.S. Totals		5-3	3.42	13	11	1	0	0	71.0	78	32	27	8	3	18	40	1	0

Maddux's League Championship Series Record

Year	Club, Opp.	W-L	ERA	G	GS	CG	SHO	SV	IP	H	R	ER	HR	HB	BB	SO	WP	BK
1989	Chi. vs. SF	0-1	13.50	2	2	0	0	0	7.1	13	12	11	2	1	4	5	1	0
1993	Atl. vs. Phi.	1-1	4.97	2	2	0	0	0	12.2	11	8	7	2	0	7	11	0	0
1995	Atl. vs. Cin.	1-0	1.13	1	1	0	0	0	8.0	7	1	1	0	1	2	4	1	0
1996	Atl. vs. StL.	1-1	2.51	2	2	0	0	0	14.1	15	9	4	1	0	2	10	1	0
1997	Atl. vs. Fla.	0-2	1.38	2	2	0	0	0	13.0	9	7	2	0	1	4	16	0	0
1998	Atl. vs. SD	0-1	3.00	2	1	0	0	1	6.0	5	2	2	0	1	3	4	0	0
1999	Atl. vs. NYM	1-0	1.93	2	2	0	0	0	14.0	12	3	3	1	0	1	7	0	0
2001	Atl. vs. Ari.	0-2	5.40	2	2	0	0	0	10.0	14	8	6	0	1	2	7	0	0
2008	LAD vs. Phi.	0-0	0.00	2	0	0	0	0	3.0	3	2	0	0	0	1	3	0	0
L.C.S. Totals		4-8	3.67	17	14	0	0	1	88.1	89	52	36	6	5	26	67	3	0

Maddux's World Series Record

Year	Club, Opp.	W-L	ERA	G	GS	CG	SHO	SV	IP	H	R	ER	HR	HB	BB	SO	WP	BK
1995	Atl. vs. Clev.	1-1	2.25	2	2	1	0	0	16.0	9	6	4	1	0	3	8	0	0
1996	Atl. vs. NYY	1-1	1.72	2	2	0	0	0	15.2	14	3	3	0	1	1	5	0	0
1999	Atl. vs. NYY	0-1	2.57	1	1	0	0	0	7.0	5	4	2	0	0	3	5	0	0
W.S. Totals		2-3	2.09	5	5	1	0	0	38.2	28	13	9	1	1	7	18	0	0

Maddux's All-Star Game Record

Year	Club, Site	W-L	ERA	G	GS	CG	SHO	SV	IP	H	R	ER	HR	HB	BB	SO	WP	BK
1988	N.L., Cin.						Did Not Pitch											
1992	N.L., SD	0-0	6.75	1	0	0	0	0	1.1	1	1	1	1	1	0	0	0	0
1994	N.L., Pit.	0-0	3.00	1	1	0	0	0	3.0	3	1	1	0	1	0	2	0	0
1995	N.L., Tex.						Did Not Pitch											
1996	N.L., Phi.						Did Not Pitch											
1997	N.L., Cle.	0-0	4.50	1	1	0	0	0	2.0	2	1	1	1	1	0	0	0	0
1998	N.L., Col.	0-0	0.00	1	1	0	0	0	2.0	3	0	0	0	0	1	1	0	0
2000	N.L., Atl.						Did Not Pitch											
All-Star Totals		0-0	3.24	4	3	0	0	0	8.1	9	3	3	2	3	1	3	0	0



EDDIE MATHEWS

FULL NAME: Edwin Lee Mathews
BATTED: Left **THREW:** Right
HEIGHT: 6-1 **WEIGHT:** 200
BORN: 10/13/1931 in Texarkana, Texas
DIED: 2/18/2001 in LaJolla, California
YEARS WITH BRAVES: 1952-66
NUMBER RETIRED: 1969

THIRD BASE

41


Inducted into the National Baseball Hall of Fame in 1978, Eddie Mathews was the only player in franchise history to play for the Braves on the Major League level in Boston, Milwaukee, and Atlanta. He was signed in 1949 by Johnny Moore at the age of 17 and by the age of 20 became the Braves' regular third baseman. During his Hall of Fame career spanning 17 years, Mathews appeared in three World Series, was a nine-time National League All-Star, and led the majors in home runs in 1953 (47) and '59 (46). He twice finished second in the National League MVP voting, in 1953 to Roy Campanella and in 1959 to Ernie Banks. Mathews averaged slightly over 30 home runs per season during his career, and 14 times he hit 20 home runs or more. Ten times he hit 30 or more, and four times he hit 40 or more. His franchise records include: most RBI in a season since 1900 (135 in 1953), tied for most consecutive games with an RBI (8 in 1954), most career walks (1,444), most home runs on the road (30 in 1953), and tied with Hank Aaron for most home runs in a season with 47. In 1967 the Braves traded Mathews to Houston, where he reached the 500 home run level. He was subsequently traded to the Detroit Tigers late in the year to help with the pennant chase and appeared in his third World Series. Eddie finished his playing career with Detroit in 1968. Mathews returned to Atlanta in 1971 as a coach under Luman Harris and replaced him as manager in 1972. Eddie managed into the 1974 season, accumulating a record of 149-161-1 in 311 games for a .481 winning percentage. In his only full season as manager in 1973, the Braves placed fifth with a record of 76-85-1. Eddie was inducted into the Braves Hall of Fame in August 1999.

Mathews' Complete Record

Year	Club	AVG	G	AB	R	H	2B	3B	HR	RBI	BB	SO	SB
1949	High Point	.366	62	238	62	87	20	3	17	56	---	---	5
1950	Atlanta	.286	146	552	103	158	24	9	32	106	---	---	4
1951	Milwaukee	.333	12	9	2	3	0	0	1	5	---	---	0
	Atlanta	.289	37	128	23	37	5	4	6	29	---	---	0
1952	Boston	.242	145	528	80	128	23	5	25	58	59	115	6
1953	Milwaukee	.302	157	579	110	175	31	8	47	135	99	83	1
1954	Milwaukee	.290	138	476	96	138	21	4	40	103	113	61	10
1955	Milwaukee	.289	141	499	108	144	23	5	41	101	109	98	3
1956	Milwaukee	.272	151	552	103	150	21	2	37	95	91	86	6
1957	Milwaukee	.292	148	572	109	167	28	9	32	94	90	79	2
1958	Milwaukee	.251	149	546	97	137	18	1	31	77	85	85	5
1959	Milwaukee	.306	148	594	118	182	16	8	46	114	80	71	2
1960	Milwaukee	.277	153	548	108	152	19	7	39	124	111	113	7
1961	Milwaukee	.306	152	572	103	175	23	6	32	91	93	95	12
1962	Milwaukee	.265	152	536	106	142	25	6	29	90	101	90	4
1963	Milwaukee	.263	158	547	82	144	27	4	23	84	124	119	3
1964	Milwaukee	.233	141	502	83	117	19	1	23	74	85	100	2
1965	Milwaukee	.251	156	546	77	137	23	0	32	95	73	110	1
1966	Atlanta	.250	134	452	72	113	21	4	16	53	63	82	1
1967	Houston	.238	101	328	39	78	13	2	10	38	48	65	2
	Detroit	.231	36	108	14	25	3	0	6	19	15	23	0
1968	Detroit	.212	31	52	4	11	0	0	3	8	5	12	0
Minor Totals		.307	257	927	190	285	49	16	56	196			9
A.L. Totals		.225	67	160	18	36	3	0	9	27	20	35	0
N.L. Totals		.272	2324	8377	1491	2279	351	72	503	1426	1424	1452	68
Braves Totals		.273	2223	8049	1452	2201	338	70	493	1388	1376	1387	66
Major Totals		.271	2391	8537	1509	2315	354	72	512	1453	1444	1487	68

Mathews' World Series Record

Year	Club, Opp	AVG	G	AB	R	H	2B	3B	HR	RBI	BB	SO	SB
1957	Mil. vs. N.Y.	.227	7	22	4	5	3	0	1	4	8	5	0
1958	Mil. vs. N.Y.	.160	7	25	3	4	2	0	0	3	6	11	1
1968	Det. vs. StL.	.333	2	3	0	1	0	0	0	0	1	1	0
W.S. Totals		.200	16	50	7	10	5	0	1	7	15	17	1



DALE MURPHY

FULL NAME: Dale Bryan Murphy
BATS: Right **THROWS:** Right
HEIGHT: 6-5 **WEIGHT:** 215
BORN: 3/12/1956 in Portland, Oregon
YEARS WITH BRAVES: 1976-90
NUMBER RETIRED: 1994

OUTFIELD

3


Murphy was the Braves' No. 1 (and fifth overall) draft pick in 1974. Originally signed as a catcher, he was moved to the outfield by Bobby Cox in 1980. The move helped, as Murphy averaged just under 30 HRs and just under 90 RBI from 1980 to 1990. During those 11 years, Murphy won back-to-back league MVP awards in 1982 and 1983, appeared in seven All-Star games (leading all players in votes in 1985), won five Gold Gloves, and appeared in 740 consecutive games from September 26, 1981 through July 8, 1986. Murphy's 15-year career with the Braves came to an end on August 4, 1990, when he was traded to Philadelphia. The Braves received Jeff Parrett, Jim Vatcher, and Victor Rosario for Murphy and Tommy Greene. Murphy played in only 18 games with Philadelphia in 1992 due to knee problems and appeared in 26 games for the Colorado Rockies in 1993 before retiring. Murphy ranks second in Atlanta franchise in home runs (371), RBI (1,143), hits (1,901), runs (1,103), and games (1,926). He was inducted into the Braves Hall of Fame in August 2000.

Murphy's Complete Record

Year	Club	AVG	G	AB	R	H	2B	3B	HR	RBI	BB	SO	SB
1974	Kingsport	.254	54	181	28	46	7	0	5	31	24	53	0
1975	Greenwood	.228	131	443	48	101	20	1	5	48	36	63	5
1976	Savannah	.267	104	352	37	94	13	5	12	55	25	61	6
	Richmond	.260	18	50	10	13	1	1	4	8	1	12	0
	Atlanta	.262	19	65	3	17	6	0	0	9	7	9	0
1977	Richmond	.305	127	466	71	142	33	4	22	90	33	64	4
	Atlanta	.316	18	76	5	24	8	1	2	14	0	8	0
1978	Atlanta	.226	151	530	66	120	14	3	23	79	42	145	11
1979	Atlanta	.276	104	384	53	106	7	2	21	57	38	67	6
1980	Atlanta	.281	156	569	98	160	27	2	33	89	59	133	9
1981	Atlanta	.247	104	369	43	91	12	1	13	50	44	72	14
1982	Atlanta	.281	162	598	113	168	23	2	36	109	93	134	23
1983	Atlanta	.302	162	589	131	178	24	4	36	121	90	110	30
1984	Atlanta	.290	162	607	94	176	32	8	36	100	79	134	19
1985	Atlanta	.300	162	616	118	185	32	2	37	111	90	141	10
1986	Atlanta	.265	160	614	89	163	29	7	29	83	75	141	7
1987	Atlanta	.295	159	566	115	167	27	1	44	105	115	136	16
1988	Atlanta	.226	156	592	77	134	35	4	24	77	74	125	3
1989	Atlanta	.228	154	574	60	131	16	0	20	84	65	142	3
1990	Atlanta	.232	97	349	38	81	14	0	17	55	41	84	9
	Philadelphia	.266	57	214	22	57	9	1	7	28	20	46	0
1991	Philadelphia	.252	153	544	66	137	33	1	18	81	48	93	1
1992	Philadelphia	.161	18	62	5	10	1	0	2	7	1	13	0
1993	Colorado	.143	26	42	1	6	1	0	0	7	5	15	0
Braves Totals		.268	1926	7098	1103	1901	306	37	371	1143	912	1581	160
Major Totals		.265	2180	7960	1197	2111	350	39	398	1266	986	1748	161

Murphy's League Championship Series Record

Year	Club, Opp	AVG	G	AB	R	H	2B	3B	HR	RBI	BB	SO	SB
1982	Atl. vs. StL.	.273	3	11	1	3	0	0	0	0	0	2	1



PHIL NIEKRO

FULL NAME: Philip Henry Niekro
BATS: Right **THROWS:** Right
HEIGHT: 6-1 **WEIGHT:** 180
BORN: 4/1/1939 in Blaine, Ohio
YEARS WITH BRAVES: 1964-83, 1987
NUMBER RETIRED: 1984

PITCHER

35


Inducted into the National Baseball Hall of Fame in 1997, Phil Niekro was signed as a free agent in 1958, but didn't see his first major league action until 1964 in Milwaukee, starting out as a reliever. He saw limited playing time until 1967, when he became a permanent fixture on the roster through 1983. Niekro had 14 straight years with 10 or more wins until the strike shortened season of 1981. He posted three 20-plus win seasons with the Braves, with a career-high 23 in 1969, and logged over 300 innings four times, with a career high of 342 innings in 1979. From 1974 to 1980, he led the league in innings pitched four times and was never out of the top five. In '73 he pitched a no-hitter to beat San Diego, 9-0, on August 5th at Atlanta Stadium. He became the oldest pitcher (46) to record a shutout with a four-hit, 8-0 victory on October 6, 1985, against Toronto as a Yankee. During his 24-year career, Niekro made five All-Star appearances, four as a Brave, won five Gold Gloves, and won 318 games, placing him 14th all-time. He is fifth all-time in innings pitched and eighth all-time in strikeouts. Niekro holds or shares 13 Atlanta career pitching records including: most games (689), complete games (226), innings pitched (4,533), games won (266), most shutouts (43) and most hits (4,136). He was inducted into the Braves Hall of Fame in August 1999.

Niekro's Complete Record

Year	Club	W-L	ERA	G	GS	CG	SHO	SV	IP	H	R	ER	BB	SO
1959	Wellsville	2-1	7.46	10	2	0	---	---	35.0	47	38	29	24	16
	McCook	7-2	3.12	23	0	0	---	---	52.0	35	20	18	29	48
1960	Jacksonville	6-4	2.77	38	3	0	---	---	84.0	66	36	26	52	52
	Louisville	1-0	3.60	6	0	0	---	---	10.0	11	5	4	9	2
1961	Austin	4-4	2.95	51	1	0	---	---	110.0	100	45	36	53	84
1962	Louisville	9-6	3.86	49	1	1	---	---	98.0	111	50	42	41	48
1963	Denver	Military Service												
1964	Denver	11-5	3.45	29	21	13	---	---	172.0	172	79	66	45	119
	Milwaukee	0-0	4.80	10	0	0	0	0	15.0	15	10	8	7	8
1965	Milwaukee	2-3	2.88	41	1	0	0	6	74.2	73	32	24	26	49
1966	Atlanta	4-3	4.11	28	0	0	0	2	50.1	48	32	23	23	17
	Richmond	3-4	3.67	17	4	2	0	0	43.0	43	27	22	16	36
1967	Atlanta	11-9	1.87	46	20	10	1	9	207.0	164	64	43	55	129
1968	Atlanta	14-12	2.59	37	34	15	5	2	256.2	228	83	74	45	140
1969	Atlanta	23-13	2.57	40	35	21	4	1	284.0	235	93	81	57	193
1970	Atlanta	12-18	4.27	34	32	10	3	0	230.0	222	124	109	68	168
1971	Atlanta	15-14	2.98	42	36	18	4	2	269.0	248	112	89	70	173
1972	Atlanta	16-12	3.06	38	36	17	1	0	282.0	254	112	96	53	164
1973	Atlanta	13-10	3.31	42	30	9	1	4	245.0	214	103	90	89	131
1974	Atlanta	20-13	2.38	41	39	18	6	1	302.0	249	91	80	88	195
1975	Atlanta	15-15	3.20	39	37	13	1	0	276.0	285	115	98	72	144
1976	Atlanta	17-11	3.29	39	37	10	2	0	271.0	249	116	99	101	173
1977	Atlanta	16-20	4.04	44	43	20	2	0	330.0	315	166	148	164	262
1978	Atlanta	19-18	2.88	44	42	22	4	1	334.0	295	129	107	102	248
1979	Atlanta	21-20	3.39	44	44	23	1	0	342.0	311	160	129	113	208
1980	Atlanta	15-18	3.63	40	38	11	3	1	275.0	256	119	111	85	176
1981	Atlanta	7-7	3.11	22	22	3	3	0	139.0	120	56	48	56	62
1982	Atlanta	17-4	3.61	35	35	4	2	0	234.1	225	106	94	73	144
1983	Atlanta	11-10	3.97	34	33	2	0	0	201.2	212	94	89	105	128
1984	New York (AL)	16-8	3.09	32	31	5	1	0	215.2	219	85	74	76	136
1985	New York (AL)	16-12	4.09	33	33	7	1	0	220.0	203	110	100	120	149
1986	Cleveland	11-11	4.32	34	32	5	0	0	210.1	241	126	101	95	81
1987	Cleveland	7-11	5.89	22	22	0	0	0	123.2	142	83	81	53	57
	Toronto	0-2	8.25	3	3	0	0	0	12.0	15	11	11	7	7
	Atlanta	0-0	15.00	1	1	0	0	0	3.0	6	5	5	6	0
Braves Totals		268-230	3.20	740	595	226	43	29	4622.2	4224	1922	1645	1458	2912
Major Totals		318-274	3.35	864	716	245	45	29	5404.1	5044	2337	2012	1809	3342

Niekro's League Championship Series Record

Year	Club, Opp	W-L	ERA	G	GS	CG	SHO	SV	IP	H	R	ER	BB	SO
1969	Atl. vs. N.Y.	0-1	4.50	1	1	0	0	0	8.0	9	9	4	4	4
1982	Atl. vs. St.L.	0-0	3.00	1	1	0	0	0	6.0	6	2	2	4	5
L.C.S. Totals		0-1	3.86	2	2	0	0	0	14.0	15	11	6	8	9



WARREN SPAHN

FULL NAME: Warren Edward Spahn

BATTED: Left **THREW:** Left

HEIGHT: 6-0 **WEIGHT:** 175

BORN: 4/23/1921 in Buffalo, New York

DIED: 11/24/2003 in Broken Arrow, Oklahoma

YEARS WITH BRAVES: 1942, 1946-64

NUMBER RETIRED: 1965

PITCHER

21

Inducted into the National Baseball Hall of Fame in 1973, Warren Spahn signed his first contract out of high school with the Braves for \$150. He debuted for the Braves in 1942 and after ending the season in the minors, enlisted in the Army. Spahn returned to the Braves in 1946 and began to pitch his way into the record books, becoming the winningest left-hander in baseball history and fifth all-time with 363 total victories. He is also sixth all-time in shutouts and eighth all-time in innings pitched. Spahn won the Cy Young Award in 1957 while leading the league in victories and complete games. He was the Cy Young runner-up three times: in 1958, 1960, and 1961. Spahn posted 20 or more wins a National League-record 13 times. Eight of those years he led the league in wins. He was an N.L. All-Star 14 times, led the league three times in ERA, nine times in complete games, four times in innings pitched, four times in strikeouts, and four times in shutouts. Spahn's eight seasons leading the league in wins and nine seasons leading in complete games are both major league records. His streaks of five consecutive seasons (1957-61) leading the league in wins along with seven consecutive years (1957-63) leading in complete games are both major league records. Spahn threw two no-hitters in his career. His first was on September 16, 1960, at the age of 39, against Philadelphia. He allowed only two base runners in the 4-0 victory. The second no-hitter was a 1-0 victory over San Francisco on April 28, 1961. Spahn holds or shares nine franchise records including: most games started (635), complete games (374), innings pitched (5,046), games won (356), 20-win seasons (13), and shutouts (63). He was inducted into the Braves Hall of Fame in August 1999.

Spahn's Complete Record

Year	Club	W-L	ERA	G	GS	CG	SHO	SV	IP	H	R	ER	BB	SO
1940	Bradford	5-4	2.73	12	9	7	1	---	66.0	53	27	20	24	62
1941	Evansville	19-6	1.83	28	---	21	7	---	212.0	154	62	43	90	193
1942	Hartford	17-12	1.96	33	---	25	5	---	248.0	148	65	54	130	141
	Boston	0-0	5.74	4	2	1	0	0	15.2	25	15	10	11	7
1943-45					Military Service									
1946	Boston	8-5	2.94	24	16	8	0	1	125.2	107	46	41	36	67
1947	Boston	21-10	2.33	40	35	22	7	3	289.2	245	87	75	84	123
1948	Boston	15-12	3.71	36	35	16	3	1	257.0	237	115	106	77	114
1949	Boston	21-14	3.07	38	38	25	4	0	302.1	283	125	103	86	151
1950	Boston	21-17	3.16	41	39	25	1	1	293.0	248	123	103	111	191
1951	Boston	22-14	2.98	39	36	26	7	0	310.2	278	111	103	109	164
1952	Boston	14-19	2.98	40	35	19	5	3	290.0	263	109	96	73	183
1953	Milwaukee	23-7	2.10	35	32	24	5	3	265.2	211	75	62	70	148
1954	Milwaukee	21-12	3.14	39	34	23	1	3	283.1	262	107	99	86	136
1955	Milwaukee	17-14	3.26	39	32	16	1	1	245.2	249	99	89	65	110
1956	Milwaukee	20-11	2.78	39	35	20	3	3	281.1	249	92	87	52	128
1957	Milwaukee	21-11	2.69	39	35	18	4	3	271.0	241	94	81	78	111
1958	Milwaukee	22-11	3.07	38	36	23	2	1	290.0	257	106	99	76	150
1959	Milwaukee	21-15	2.96	40	36	21	4	0	292.0	282	106	96	70	143
1960	Milwaukee	21-10	3.50	40	33	18	4	2	267.2	254	114	104	74	154
1961	Milwaukee	21-13	3.02	38	34	21	4	0	262.2	236	96	88	64	115
1962	Milwaukee	18-14	3.04	34	34	22	0	0	269.1	248	97	91	55	118
1963	Milwaukee	23-7	2.60	33	33	22	7	0	259.2	241	85	75	49	102
1964	Milwaukee	6-13	5.29	38	25	4	1	4	173.2	204	110	102	52	78
1965	New York (NL)	4-12	4.36	20	19	5	0	0	126.0	140	70	61	35	56
	San Francisco	3-4	3.39	16	11	3	0	0	71.2	70	34	27	21	34
Minor Totals		41-22	2.00	73		53	13		526.0	355	154	117	244	396
Braves Totals		356-229	3.05	714	635	374	63	29	5046.0	4620	1912	1710	1378	2493
Major Totals		363-245	3.09	750	665	382	63	29	5243.2	4830	2016	1798	1434	2583

Spahn's World Series Record

Year	Club, Opp	W-L	ERA	G	GS	CG	SHO	IP	H	R	ER	BB	SO
1948	Bos. vs. Cle.	1-1	3.00	3	2	0	0	12.0	10	4	4	3	12
1957	Mil. vs. N.Y.	1-1	4.70	2	2	1	0	15.1	18	8	8	2	2
1958	Mil. vs. N.Y.	2-1	2.20	3	3	2	1	28.2	19	7	7	8	18
W.S. Totals		4-3	3.05	8	7	3	1	56.0	47	19	19	13	32

Braves Award Winners

BBWAA Awards

N.L. Most Valuable Player

Year	Player
1914*	Johnny Evers, 2b
1947	Bob Elliott, 3b
1957	Hank Aaron, of
1982	Dale Murphy, of
1983	Dale Murphy, of
1991	Terry Pendleton, 3b
1999	Chipper Jones, 3b

*Prior to 1931, the League gave an award that reflected what the MVP is today.

N.L. Cy Young

Year	Player
1957	Warren Spahn
1991	Tom Glavine
1993	Greg Maddux
1994	Greg Maddux
1995	Greg Maddux
1996	John Smoltz
1998	Tom Glavine

N.L. Rookie of the Year

Year	Player
1948	Alvin Dark, ss
1950	Sam Jethroe, of
1971	Earl Williams, c
1978	Bob Horner, 3b
1990	David Justice, of
2000	Rafael Furcal, ss

N.L. Manager of the Year

Year	Player
1991	Bobby Cox
2004	Bobby Cox
2005	Bobby Cox

Sporting News

Major League Player of the Year

Year	Player
1945	Tommy Holmes, of
1956	Hank Aaron, of
1982	Dale Murphy, of
1983	Dale Murphy, of
2005	Andruw Jones, of

Pitcher of the Year

Year	Player
1948	Johnny Sain
1953	Warren Spahn
1957	Warren Spahn
1958	Warren Spahn
1961	Warren Spahn
1963	Warren Spahn
1991	Tom Glavine
1993	Greg Maddux
1994	Greg Maddux
1995	Greg Maddux
1996	John Smoltz
2000	Tom Glavine

Sporting News, Cont.

Rookie of the Year

Year	Player
1959	Carlton Willey, p
1971	Earl Williams, c
1978	Bob Horner, 3b
1982	Steve Bedrosian, p
1983	Craig McMurtry, p
1990	David Justice, of
1995	Chipper Jones, 3b
2000	Rafael Furcal, ss
2010	Jason Heyward, of

Comeback Player of the Year

Year	Player
1973	Davey Johnson, 2b
1989	Lonnie Smith, of
1991	Terry Pendleton, 3b
2000	Andres Galarraga, 1b
2003	Javy Lopez, c
2010	Tim Hudson, p

Manager of the Year

Year	Player
1937	Bill McKechnie (ML)
1991	Bobby Cox (NL)
1993	Bobby Cox (NL)
1999	Bobby Cox (NL)
2002	Bobby Cox (NL)
2003	Bobby Cox (NL)
2004	Bobby Cox (NL)
2005	Bobby Cox (NL)

Executive of the Year

Year	Player
1953	Louis Perini

Major League All-Star Team

Year	Player
1928	Rogers Hornsby, 2b
1933	Wally Berger, of
1945	Tommy Holmes, of
1948	Bob Elliott, 3b
	Johnny Sain, p
1953	Warren Spahn, p
1955	Eddie Mathews, 3b
1956	Hank Aaron, of
1957	Red Schoendienst, 2b
	Eddie Mathews, 3b
1957	Warren Spahn, p
1958	Hank Aaron, of
	Del Crandall, c
	Warren Spahn, p
1959	Eddie Mathews, 3b
	Hank Aaron, of
1960	Eddie Mathews, 3b
	Del Crandall, c
	Warren Spahn, p

Team selected at the end of each season in a poll of players.

Sporting News, Cont.

N.L. All-Star Team

Year	Player
1961	Frank Bolling, 2b
	Warren Spahn, p
1962	Del Crandall, c
1963	Hank Aaron, of
1964	Joe Torre, c
1965	Hank Aaron, of
	Joe Torre, c
1966	Felipe Alou, 1b
	Joe Torre, c
1967	Hank Aaron, of
1969	Hank Aaron, of
1970	Hank Aaron, of
1971	Hank Aaron, of
1973	Davey Johnson, 2b
	Darrell Evans, 3b
1976	Willie Montanez, 1b
1982	Dale Murphy, of
1983	Glenn Hubbard, 2b
	Dale Murphy, of
1984	Dale Murphy, of
1985	Dale Murphy, of
1991	Tom Glavine, p
	Ron Gant, of
	Terry Pendleton, 3b
1992	Tom Glavine, p
	Steve Avery, p
1993	Greg Maddux, p
	David Justice, of
	Fred McGriff, 1b
1994	Greg Maddux, p
1995	Greg Maddux, p
1996	John Smoltz, p
1997	Jeff Blauser, ss
	Denny Neagle, p
1998	Tom Glavine, p
1999	Chipper Jones, 3b
2000	Tom Glavine, p
	Chipper Jones, 3b
	Greg Maddux, p
2003	Marcus Giles, 2b
	Javy Lopez, c
	Gary Sheffield, of
2004	J.D. Drew, of
	Johnny Estrada, c
2005	Andruw Jones, of
2006	Andruw Jones, of
	Brian McCann, c
2010	Brian McCann, c
	Martin Prado, 2b

Team selected at the end of each season in a poll of players.

Braves Award Winners

AP

Manager of the Year

Year	Player
1982	Joe Torre
1991	Bobby Cox

UPI

Executive of the Year

Year	Player
1991	John Schuerholz

Comeback Player of the Year

Year	Player
1990	Ron Gant

Louisville Slugger

Silver Slugger Award

Year	Player
1982	Dale Murphy, of
1983	Dale Murphy, of
1984	Dale Murphy, of
1985	Dale Murphy, of
1991	Ron Gant, of
	Tom Glavine, p
1993	David Justice, of
	Fred McGriff, 1b
1995	Tom Glavine, p
1996	Tom Glavine, p
1997	Jeff Blauser, ss
	John Smoltz, p
1998	Tom Glavine, p
1999	Chipper Jones, 3b
2000	Chipper Jones, 3b
2003	Mike Hampton, p
	Javy Lopez, c
	Gary Sheffield, of
2004	Johnny Estrada, c
2005	Andruw Jones, of
2006	Brian McCann, c
2008	Brian McCann, c
2009	Brian McCann, c
2010	Brian McCann, c

Team selected at the end of each season in a poll of N.L. managers and coaches.

Rawlings

Gold Glove Award

Year	Player
1958	Del Crandall, c
	Hank Aaron, of
1959	Del Crandall, c
	Hank Aaron, of
1960	Del Crandall, c
	Hank Aaron, of
1962	Del Crandall, c
1965	Joe Torre, c
1969	Felix Millan, 2b
	Clete Boyer, 3b
1972	Felix Millan, 2b
1978	Phil Niekro, p
1979	Phil Niekro, p
1980	Phil Niekro, p
1982	Phil Niekro, p
	Dale Murphy, of
1983	Phil Niekro, p
	Dale Murphy, of
1984	Dale Murphy, of
1985	Dale Murphy, of
1986	Dale Murphy, of
1992	Terry Pendleton, 3b
1993	Greg Maddux, p
1994	Greg Maddux, p
1995	Greg Maddux, p
	Marquis Grissom, of
1996	Greg Maddux, p
	Marquis Grissom, of
1997	Greg Maddux, p
1998	Greg Maddux, p
	Andruw Jones, of
1999	Greg Maddux, p
	Andruw Jones, of
2000	Greg Maddux, p
	Andruw Jones, of
2001	Greg Maddux, p
	Andruw Jones, of
2002	Greg Maddux, p
	Andruw Jones, of
2003	Mike Hampton, p
	Andruw Jones, of
2004	Andruw Jones, of
2005	Andruw Jones, of
2006	Andruw Jones, of
2007	Jeff Francoeur, of
	Andruw Jones, of

Team selected at the end of each season in a poll of N.L. managers and coaches.

Topps

Rookie All-Star Team

Year	Player
1961	Joe Torre, c
1964	Rico Carty, of
1969	Bob Didier, c
1971	Earl Williams, c
1976	Jerry Royster, 3b
1978	Bob Horner, 3b
1981	Rufino Linares, of
1986	Andres Thomas, ss
1988	Ron Gant, 2b
1990	David Justice, of
1993	Greg McMichael, rhp
1994	Javy Lopez, c
	Jose Oliva, 3b
	Ryan Klesko, of
1995	Chipper Jones, 3b
1996	Jermaine Dye, of
1997	Andruw Jones, of
2000	Rafael Furcal, ss
2002	Damian Moss, lhp
2004	Adam LaRoche, 1b
2005	Jeff Francoeur, of
	Brian McCann, c
2009	Tommy Hanson, rhp
2010	Jason Heyward, of

Baseball Digest

Rookie All-Star Team

Year	Player
1971	Earl Williams, c
1978	Bob Horner, 3b
1982	Steve Bedrosian, rp
1983	Craig McMurtry, sp
1988	Ron Gant, 2b
1990	David Justice, of
1994	Javy Lopez, c
1995	Chipper Jones, 3b
	Brad Clontz, rp
1996	Jermaine Dye, of
1997	Andruw Jones, of
1998	Kerry Ligtenberg, rp
2000	Rafael Furcal, ss
2002	Damian Moss, sp
2003	Horacio Ramirez, sp
2004	Adam LaRoche, 1b
2005	Jeff Francoeur, of
2008	Jair Jurrjens, sp
2010	Jason Heyward, of

Major League Baseball Award Winners

Hank Aaron Award

Year	Player
2005	Andruw Jones, of

Roberto Clemente Award

Year	Player
2005	John Smoltz, p

Comeback Player of the Year Award

Year	Player
2010	Tim Hudson, p

N.L. Player of the Month

Month	Player
May 1959	Hank Aaron
September 1959	Eddie Mathews
May 1965	Joe Torre
June 1967	Hank Aaron
May 1970	Rico Carty
August 1973	Davey Johnson
May 1974	Ralph Garr
July 1980	Bob Horner
August 1980	Dale Murphy
April 1982	Dale Murphy
September 1982	Claudell Washington
September 1983	Dale Murphy
September 1984	Dale Murphy
April 1985	Dale Murphy
August 1986	Dale Murphy
August 1990	David Justice
April 1991	David Justice
July 1993	Fred McGriff
June 2005	Andruw Jones
August 2005	Andruw Jones
August 2007	Mark Teixeira
May 2010	Troy Glaus

N.L. Pitcher of the Month

Month	Player
July 1958	Joey Jay
August 1958	Lew Burdette
August 1960	Warren Spahn
August 1961	Warren Spahn
June 1974	Buzz Capra
June 1976	Andy Messersmith
August 1981	Rick Camp
April 1983	Pascual Perez
April 1991	Tom Glavine
July 1992	Tom Glavine
August 1993	Greg Maddux
July 1995	Greg Maddux
September 1995	Greg Maddux
April 1996	John Smoltz
May 1996	John Smoltz
April 1997	Tom Glavine
April 1998	Tom Glavine
June 1998	Greg Maddux
April 1999	John Smoltz
August 1999	Greg Maddux
September 2000	Greg Maddux
June 2001	Greg Maddux
July 2001	Greg Maddux
July 2004	Russ Ortiz
September 2009	Jair Jurrjens
August 2010	Tim Hudson
September 2010	Derek Lowe

N.L. Rookie of the Month

Month	Player
June 2008	Jair Jurrjens
June 2009	Tommy Hanson
April 2010	Jason Heyward
May 2010	Jason Heyward

Note: MLB Awards selected each month by vote of N.L. media. From 1958 to 1974, one award was given per month. Since 1975, separate player and pitcher honors have been awarded. Rookie of the Month voting began in 2001.

Braves Selected For All-Star Game

Year	Player
1933	Wally Berger, of
1934	Wally Berger, of; Fred Frankhouse, p
1935	Wally Berger, of
1936	Wally Berger, of
1937	Gene Moore, of
1938	Tony Cuccinello, 2b; Jim Turner, p
1939	Lou Fette, p
1940	Max West, of
1941	Eddie Miller, ss
1942	Ernie Lombardi, c; Eddie Miller, ss
1943	Al Javery, p
1944	Nate Andrews, p; Al Javery, p; Connie Ryan, 2b
1945	No game
1946	Mort Cooper, p; Johnny Hopp, of; Phil Masi, c
1947	Bob Elliott, 3b; Phil Masi, c; Johnny Sain, p; Warren Spahn, p
1948	Bob Elliott, 3b; Tommy Holmes, of; Phil Masi, c; Johnny Sain, p; Eddie Stanky, 2b
1949	Vern Bickford, p; Warren Spahn, p
1950	Walker Cooper, c; Warren Spahn, p
1951	Bob Elliott, 3b; Warren Spahn, p
1952	Warren Spahn, p

Major League Baseball Award Winners

Braves Selected For All-Star Game, Continued

Year	Player
1953	Del Crandall, c; Eddie Mathews, 3b; Warren Spahn, p
1954	Gene Conley, p; Jim Wilson, p; Del Crandall, c; Warren Spahn, p
1955	Hank Aaron, of; Gene Conley, p; Del Crandall, c; Johnny Logan, ss; Eddie Mathews, 3b
1956	Hank Aaron, of; Del Crandall, c; Eddie Mathews, 3b; Warren Spahn, p
1957	Hank Aaron, of; Lew Burdette, p; Johnny Logan, ss; Eddie Mathews, 3b; Red Schoendienst, 2b; Warren Spahn, p
1958	Hank Aaron, of; Del Crandall, c; Johnny Logan, ss; Eddie Mathews, 3b; Don McMahon, p; Warren Spahn, p
1959	Hank Aaron, of; Lew Burdette, p; Del Crandall, c; Eddie Mathews, 3b; Warren Spahn, p; Second game addition, Johnny Logan, ss
1960	Hank Aaron, of; Joe Adcock, 1b, Bob Buhl, p; Del Crandall, c; Eddie Mathews, 3b
1961	Hank Aaron, of; Frank Bolling, 2b; Eddie Mathews, 3b; Warren Spahn, p
1962	Hank Aaron, of; Frank Bolling, 2b, Del Crandall, c; Bob Shaw, p; Warren Spahn, p; Second game additions: Henry Aaron, of, (missed first game due to injury); Eddie Mathews, 3b
1963	Hank Aaron, of; Warren Spahn, p; Joe Torre, c
1964	Hank Aaron, of; Joe Torre, c
1965	Hank Aaron, of; Joe Torre, c
1966	Hank Aaron, of; Felipe Alou, of; Joe Torre, c
1967	Hank Aaron, of; Joe Torre, c; Denny Lemaster, p
1968	Hank Aaron, of; Felipe Alou, of; Ron Reed, p
1969	Hank Aaron, of; Felix Millan, 2b, Phil Niekro, p
1970	Hank Aaron, of; Rico Carty, of; Felix Millan, 2b; Hoyt Wilhelm, p
1971	Hank Aaron, of; Felix Millan, 2b
1972	Hank Aaron, of
1973	Hank Aaron, of; Darrell Evans, 3b; Davey Johnson, 2b
1974	Hank Aaron, of; Ralph Garr, of; Buzz Capra, p
1975	Phil Niekro, p
1976	Andy Messersmith, p; Dick Ruthven, p
1977	Willie Montanez, 1b
1978	Jeff Burroughs, of; Phil Niekro, p; Biff Pocoroba, c
1979	Gary Matthews, of
1980	Dale Murphy, of
1981	Bruce Benedict, c
1982	Bob Horner, 3b; Dale Murphy, of; Phil Niekro, p
1983	Bruce Benedict, c; Glenn Hubbard, 2b, Dale Murphy, of; Pascual Perez, p
1984	Dale Murphy, of; Rafael Ramirez, ss; Claudell Washington, of
1985	Dale Murphy, of
1986	Dale Murphy, of
1987	Dale Murphy, of; Ozzie Virgil, c
1988	Gerald Perry, 1b
1989	John Smoltz, p
1990	Greg Olson, c
1991	Tom Glavine, p
1992	Tom Glavine, p; John Smoltz, p; Terry Pendleton, 3b; Ron Gant, of
1993	Steve Avery, p; Tom Glavine, p; John Smoltz, p; Jeff Blauser, ss; David Justice, of
1994	David Justice, of; Greg Maddux, p; Fred McGriff, 1b
1995	Greg Maddux, p; Fred McGriff, 1b
1996	Tom Glavine, p; Chipper Jones, 3b; Greg Maddux, p; Fred McGriff, 1b; John Smoltz, p; Mark Wohlers, p
1997	Jeff Blauser, ss; Tom Glavine, p; Chipper Jones, 3b; Kenny Lofton, of; Javy Lopez, c; Greg Maddux, p; Denny Neagle, p
1998	Andres Galaraga, 1b; Tom Glavine, p; Chipper Jones, 3b; Javy Lopez, c; Greg Maddux, p; Walt Weiss, ss
1999	Brian Jordan, of; Kevin Millwood, p
2000	Andres Galaraga, 1b; Tom Glavine, p; Andruw Jones, of; Chipper Jones, 3b; Greg Maddux, p
2001	John Burkett, p; Chipper Jones, 3b
2002	Tom Glavine, p; Andruw Jones, of, Mike Remlinger, p
2003	Marcus Giles, 2b; Rafael Furcal, ss; Andruw Jones, of; Javy Lopez, c; Russ Ortiz, p; Gary Sheffield, of; John Smoltz, p
2004	Johnny Estrada, c
2005	Andruw Jones, of; John Smoltz, p
2006	Andruw Jones, of; Brian McCann, c; Edgar Renteria, ss
2007	Brian McCann, c; John Smoltz, p
2008	Chipper Jones, 3b; Brian McCann, c
2009	Brian McCann, c
2010	Jason Heyward, of; Tim Hudson, p; Omar Infante, inf; Brian McCann, c (MVP); Martin Prado, 2b; Billy Wagner, p

Braves Pitching Feats

20-Game Winners

(Since 1900)

Year	Pitcher	W	L
1902	Togie Pittinger	27	16
1902	Vic Willis	27	20
1914	Bill James	26	7
1914	Dick Rudolph	26	10
1996	John Smoltz	24	8
1965	Tony Cloninger	24	11
1948	Johnny Sain	24	15
1953	Warren Spahn	23	7
1963	Warren Spahn	23	7
1969	Phil Niekro	23	13
1993	Tom Glavine	22	6
1958	Warren Spahn	22	11
1951	Warren Spahn	22	14
1915	Dick Rudolph	22	19
2003	Russ Ortiz	21	7
2000	Tom Glavine	21	9
1947	Warren Spahn	21	10
1960	Warren Spahn	21	10
1957	Warren Spahn	21	11
1947	Johnny Sain	21	12
1954	Warren Spahn	21	12
1961	Warren Spahn	21	13
1949	Warren Spahn	21	14
1959	Lew Burdette	21	15
1959	Warren Spahn	21	15
1950	Warren Spahn	21	17
1979	Phil Niekro	21	20
1997	Denny Neagle	20	5
1998	Tom Glavine	20	6
1992	Tom Glavine	20	8
1933	Ben Cantwell	20	10
1937	Lou Fette	20	10
1958	Lew Burdette	20	10
1993	Greg Maddux	20	10
1937	Jim Turner	20	11
1956	Warren Spahn	20	11
1991	Tom Glavine	20	11
1950	Johnny Sain	20	13
1974	Phil Niekro	20	13
1900	Bill Dineen	20	14
1921	Joe Oeschger	20	14
1946	Johnny Sain	20	14
1901	Vic Willis	20	17
1905	Irv Young	20	21

N.L. Win Leaders

Year	Pitcher	W
1877	Tommy Bond	40
1878	Tommy Bond	40
1888	John Clarkson	33
1889	John Clarkson	49
1897	Kid Nichols	31
1898	Kid Nichols	32
1914	Dick Rudolph (Tie)	27
1948	Johnny Sain	24
1949	Warren Spahn	21
1950	Warren Spahn	20
1953	Warren Spahn (Tie)	23
1957	Warren Spahn	21
1958	Warren Spahn (Tie)	22
1959	Warren Spahn (Tie)	21
1960	Warren Spahn (Tie)	21
1961	Warren Spahn (Tie)	21
1974	Phil Niekro (Tie)	20
1979	Phil Niekro (Tie)	21
1991	Tom Glavine (Tie)	20
1992	Tom Glavine (Tie)	20
1993	Tom Glavine (Tie)	22
1994	Greg Maddux (Tie)	16
1995	Greg Maddux	19
1996	John Smoltz	24
1997	Denny Neagle	20
1998	Tom Glavine	20
2000	Tom Glavine	21
2003	Russ Ortiz	21
2006	John Smoltz (Tie)	16

N.L. Strikeout Leaders

Year	Pitcher	SO
1877	Tommy Bond	170
1878	Tommy Bond	182
1883	Jim Whitney	345
1889	John Clarkson	284
1902	Vic Willis	225
1949	Warren Spahn	151
1950	Warren Spahn	191
1951	Warren Spahn (Tie)	164
1952	Warren Spahn	183
1977	Phil Niekro	262
1992	John Smoltz	215
1996	John Smoltz	276

N.L. ERA Leaders

Year	Pitcher	ERA
1879	Tommy Bond	1.96
1899	John Clarkson	2.73
1937	Jim Turner	2.38
1947	Warren Spahn	2.33
1951	Chet Nichols	2.88
1953	Warren Spahn	2.10
1956	Lew Burdette	2.71
1961	Warren Spahn	3.01
1967	Phil Niekro	1.87
1974	Buzz Capra	2.28
1993	Greg Maddux	2.36
1994	Greg Maddux	1.56
1995	Greg Maddux	1.63
1998	Greg Maddux	2.22

12 Consecutive Wins

Wins	Pitcher	Year
14	John Smoltz	1996
13	Charlie Buffinton	1884
13	Tom Glavine	1992
12	Dick Rudolph	1914

Winningest Braves Pitchers – By Winning Percentage (minimum 100 decisions)

Right-Handers

Pitcher	Years	Won-Lost	Pct.
1. Greg Maddux	1993-2003	194-88	.688
2. John Clarkson	1888-92	150-81	.649
3. Kid Nichols	1890-1901	328-180	.646
4. Jack Stivetts	1892-98	128-73	.637
5. Tommy Bond	1877-81	149-87	.631

Left-Handers

Pitcher	Years	Won-Lost	Pct.
1. Tom Glavine	1987-02, '08	244-147	.624
2. Warren Spahn	1942-64	356-229	.609
3. Steve Avery	1990-1996	72-62	.537
4. George "Lefty" Tyler	1910-17	92-92	.500
5. Denny Lemaster	1962-67	58-59	.496

Braves No-Hitters

Date	Pitcher/Opponent	D/N	Score
8/6/1892	Jack Stivetts vs. Brooklyn	Day	11-0
8/7/1899	Vic Willis vs. Washington	Day	7-1
5/8/1907	Frank Pfeffer vs. Cincinnati	Day	6-0
9/9/1914 [2]	George Davis vs. Philadelphia	Day	7-0
6/16/1916	Tom Hughes vs. Pittsburgh	Day	2-0
4/27/1944	Jim Tobin vs. Brooklyn	Day	2-0
8/11/1950	Vern Bickford vs. Brooklyn	Night	7-0
6/12/1954	Jim Wilson vs. Philadelphia	Day	2-0
8/18/1960	Lew Burdette vs. Philadelphia	Night	1-0
9/16/1960	Warren Spahn vs. Philadelphia	Night	4-0
4/28/1961	Warren Spahn vs. San Francisco	Night	1-0
8/5/1973	Phil Niekro vs. San Diego	Day	9-0
9/11/1991	Kent Mercker, Mark Wohlers, Alejandro Pena vs. San Diego	Night	1-0
4/8/1994	Kent Mercker at Los Angeles	Night	6-0

No-Hit Games Vs. Braves

Date	Pitcher/Opponent	D/N	Score
8/19/1880	Larry Corcoran, at Chicago	Day	6-0
4/22/1898	Jim Hughes, at Baltimore	Day	8-0
7/8/1898	Red Donahue, at Philadelphia	Day	5-0
9/5/1908 [2]	Nap Rucker, at Brooklyn	Day	6-0
7/17/1924	Jesse Haines, at St. Louis	Day	5-0
6/11/1938	Johnny Vander Meer, at Cincinnati	Day	3-0
5/15/1944	Clyde Shoun, at Cincinnati	Day	1-0
4/23/1946	Ed Head, at Brooklyn	Day	5-0
6/18/1947	Ewell Blackwell, at Cincinnati	Night	6-0
5/6/1951 [2]	Cliff Chambers, vs. Pittsburgh (at Boston)	Day	3-0
6/18/1967	Don Wilson, at Houston	Day	2-0
8/18/1969	Ken Holtzman, at Chicago	Day	3-0
9/29/1976	John Montefusco, San Francisco (at Atlanta)	Day	9-0
4/7/1979	Ken Forsch, at Houston	Day	6-0
5/18/2004	Randy Johnson, Arizona (at Atlanta) - perfect game	Night	2-0
4/17/2010	Ubaldo Jimenez, Colorado (at Atlanta)	Night	4-0

Best Pitching Starts

In research dating back to 1900, the Elias Sports Bureau found the following Braves who started a season with a record of at least 5-0.

Pitcher	Start	Year	Notes
Ed Brandt	8-0	1931	In consecutive starts, all complete games.
Warren Spahn	8-0	1947	Covered 8 starts plus a ND in relief.
Jim Wilson	8-0	1954	In 8 consecutive starts.
Larry McWilliams	7-0	1978	Was called up from minors on July 17; win streak is at beginning of <i>his</i> season.
Rick Mahler	7-0	1985	In 7 consecutive starts.
Pete Smith	7-0	1992	In 11 starts.
Tom Glavine	7-0	1993	In 10 starts.
Denny Neagle	7-0	1997	In 10 starts.
Mike Remlinger	7-0	2002	All in relief.
Oscar Villarreal	7-0	2006	All in relief.
George Stone	6-0	1969	In 13 games with 3 wins as a starter.
Pascual Perez	5-0	1983	In consecutive starts.
Tom Glavine	5-0	1989	In 7 starts.
Mark Wohlers	5-0	1994	All in relief.
Terrell Wade	5-0	1996	Covered 36 relief appearances and 8 starts.
Tom Glavine	5-0	2000	In 7 starts.
Tommy Hanson	5-0	2009	In 8 starts.

Atlanta Pitching – Career Top 10

Games	
John Smoltz708
Phil Niekro689
Gene Garber557
Tom Glavine518
Rick Camp414
Mark Wohlers388
Greg Maddux363
Steve Bedrosian350
Mike Remlinger327
Rick Mahler307

Innings Pitched	
Phil Niekro	4533.0
Tom Glavine	3408.0
John Smoltz	3395.0
Greg Maddux	2526.2
Rick Mahler	1558.2
Ron Reed	1419.2
Pat Jarvis	1244.2
Steve Avery	1222.1
Tim Hudson	1047.2
Kevin Millwood	1004.1

Wins	
Phil Niekro266
Tom Glavine244
John Smoltz210
Greg Maddux194
Pat Jarvis83
Ron Reed80
Rick Mahler79
Kevin Millwood75
Tim Hudson73
Steve Avery72

ERA (1,000 IP)	
Greg Maddux263
Phil Niekro320
John Smoltz326
Tom Glavine341
Tim Hudson357
Pat Jarvis359
Kevin Millwood373
Ron Reed374
Steve Avery383
Rick Mahler400

Games Started	
Phil Niekro594
Tom Glavine518
John Smoltz466
Greg Maddux363
Rick Mahler218
Ron Reed203
Steve Avery201
Pat Jarvis169
Tim Hudson161
Kevin Millwood160

Complete Games	
Phil Niekro226
Greg Maddux61
John Smoltz53
Tom Glavine52
Ron Reed47
Pat Jarvis42
Rick Mahler36
Carl Morton29
George Stone20
Ken Johnson18
Denny Lemaster18

Shutouts	
Phil Niekro43
Tom Glavine22
Greg Maddux21
John Smoltz16
Pat Jarvis8
Carl Morton8
Dick Ruthven7
Steve Avery6
Rick Mahler6
Denny Neagle6
Ron Reed6
Zane Smith6

Saves	
John Smoltz154
Gene Garber141
Mark Wohlers112
John Rucker83
Cecil Upshaw78
Rick Camp57
Mike Stanton55
Kerry Ligtenberg44
Greg McMichael44
Steve Bedrosian41

Strikeouts	
John Smoltz3011
Phil Niekro2855
Tom Glavine2091
Greg Maddux1828
Kevin Millwood840
Steve Avery815
Ron Reed778
Rick Mahler765
Pat Jarvis736
Tim Hudson642

Walks	
Phil Niekro1425
Tom Glavine1177
John Smoltz992
Rick Mahler501
Greg Maddux383
Steve Avery371
Zane Smith366
Pat Jarvis364
Ron Reed353
Rick Camp336

Losses	
Phil Niekro227
Tom Glavine147
John Smoltz147
Rick Mahler89
Ron Reed88
Greg Maddux88
Gene Garber73
Pat Jarvis72
Steve Avery62
Zane Smith58

Hits Allowed	
Phil Niekro4136
Tom Glavine3241
John Smoltz2979
Greg Maddux2273
Rick Mahler1656
Ron Reed1424
Steve Avery1180
Pat Jarvis1143
Carl Morton1021
Tim Hudson1013

Bold indicates active Brave.

Franchise Pitching – Career Top 10

Games	
Phil Niekro	.740
Warren Spahn	.714
John Smoltz	.708
Kid Nichols	.557
Gene Garber	.557
Tom Glavine	.518
Lew Burdette	.468
Rick Camp	.414
Mark Wohlers	.388
Greg Maddux	.363

Innings Pitched	
Warren Spahn	.5046.0
Phil Niekro	.4622.2
Kid Nichols	.4538.0
Tom Glavine	.3408.0
John Smoltz	.3395.0
Lew Burdette	.2638.0
Vic Willis	.2575.0
Greg Maddux	.2526.2
Jim Whitney	.2263.0
Tommy Bond	.2127.0

Wins	
Warren Spahn	.356
Kid Nichols	.328
Phil Niekro	.268
Tom Glavine	.244
John Smoltz	.210
Greg Maddux	.194
Lew Burdette	.179
Vic Willis	.151
Tommy Bond	.149
Jim Whitney	.134

ERA (1,000 IP)	
Dick Rudolph	.262
Greg Maddux	.263
Vic Willis	.288
Kid Nichols	.300
Warren Spahn	.305
Lefty Tyler	.306
Jesse Barnes	.307
Togie Pittenge	.308
Irv Young	.315
Phil Niekro	.320

Games Started	
Warren Spahn	.635
Phil Niekro	.595
Tom Glavine	.518
Kid Nichols	.502
John Smoltz	.466
Greg Maddux	.363
Lew Burdette	.330
Vic Willis	.302
Jim Whitney	.257
Tommy Bond	.241

Complete Games	
Kid Nichols	.477
Warren Spahn	.374
Vic Willis	.268
Jim Whitney	.242
Phil Niekro	.226
Tommy Bond	.225
Dick Rudolph	.171
Lew Burdette	.146
Togie Pittenger	.141
Lefty Tyler	.132

Shutouts	
Warren Spahn	.63
Kid Nichols	.44
Phil Niekro	.43
Tommy Bond	.30
Lew Burdette	.30
Dick Rudolph	.27
Vic Willis	.26
Tom Glavine	.22
Lefty Tyler	.22
Greg Maddux	.21

Saves	
John Smoltz	.154
Gene Garber	.141
Mark Wohlers	.112
John Rocker	.83
Cecil Upshaw	.78
Rick Camp	.57
Mike Stanton	.55
Kerry Ligtenberg	.44
Greg McMichael	.44
Steve Bedrosian	.41

Strikeouts	
John Smoltz	.3011
Phil Niekro	.2912
Warren Spahn	.2493
Tom Glavine	.2091
Greg Maddux	.1828
Kid Nichols	.1672
Vic Willis	.1161
Jim Whitney	.1157
Lew Burdette	.923
Kevin Millwood	.840

Walks	
Phil Niekro	.1458
Warren Spahn	.1378
Kid Nichols	.1159
Tom Glavine	.1177
John Smoltz	.992
Vic Willis	.854
Bob Buhl	.782
Lefty Tyler	.678
Ed Brandt	.611
Bob Smith	.561

Losses	
Phil Niekro	.230
Warren Spahn	.229
Kid Nichols	.180
Vic Willis	.149
Tom Glavine	.147
John Smoltz	.147
Jim Whitney	.124
Lew Burdette	.120
Bob Smith	.120
Ed Brandt	.119

Hits Allowed	
Warren Spahn	.4620
Kid Nichols	.4434
Phil Niekro	.4224
Tom Glavine	.3241
John Smoltz	.2979
Lew Burdette	.2698
Greg Maddux	.2273
Bob Smith	.2010
Dick Rudolph	.1948
Vic Willis	.1845

Atlanta Pitching – Single-Season Top 10

Games		
87	Peter Moylan	2009
85	Peter Moylan	2010
84	Chris Reitsma	2004
83	Will Ohman	2008
81	Brad Clontz	1996
80	Ray King	2003
80	Peter Moylan	2007
80	Mike Gonzalez	2009
79	Antonio Alfonseca	2004
79	Jonny Venters	2010

Innings Pitched		
342.0	Phil Niekro	1979
334.1	Phil Niekro	1978
330.1	Phil Niekro	1977
302.1	Phil Niekro	1974
284.1	Phil Niekro	1969
282.1	Phil Niekro	1972
278.2	Carl Morton	1975
276.2	Phil Niekro	1975
275.0	Phil Niekro	1980
274.2	Carl Morton	1974

Wins		
24	John Smoltz	1996
23	Phil Niekro	1969
22	Tom Glavine	1993
21	Phil Niekro	1979
21	Tom Glavine	2000
21	Russ Ortiz	2003
20	Phil Niekro	1974
20	Tom Glavine	1991
20	Tom Glavine	1992
20	Greg Maddux	1993
20	Denny Neagle	1997
20	Tom Glavine	1998

ERA (1 IP/Game)		
1.56	Greg Maddux	1994
1.63	Greg Maddux	1995
1.87	Phil Niekro	1967
2.20	Greg Maddux	1997
2.22	Greg Maddux	1998
2.28	Buzz Capra	1974
2.36	Greg Maddux	1993
2.38	Phil Niekro	1974
2.47	Tom Glavine	1998
2.55	Tom Glavine	1991

Games Started		
44	Phil Niekro	1979
43	Phil Niekro	1977
42	Phil Niekro	1978
39	Phil Niekro	1974
39	Carl Morton	1975
39	Rick Mahler	1985
39	Rick Mahler	1986
38	Tony Cloninger	1966
38	Carl Morton	1974
38	Phil Niekro	1980

Complete Games		
23	Phil Niekro	1979
22	Phil Niekro	1978
21	Phil Niekro	1969
20	Phil Niekro	1977
18	Phil Niekro	1974
18	Phil Niekro	1971
17	Phil Niekro	1972
15	Phil Niekro	1968
14	Pat Jarvis	1968
13	Phil Niekro	1975

Shutouts		
6	Phil Niekro	1974
5	Phil Niekro	1968
5	Buzz Capra	1974
5	Tom Glavine	1992
5	Greg Maddux	1998
4	Phil Niekro	1969
4	Phil Niekro	1971
4	Carl Morton	1973
4	Dick Ruthven	1976
4	Phil Niekro	1978
4	Tom Glavine	1989
4	Denny Neagle	1997

Saves		
55	John Smoltz	2002
45	John Smoltz	2003
44	John Smoltz	2004
39	Mark Wohlers	1996
38	John Rocker	1999
37	Billy Wagner	2010
33	Mark Wohlers	1997
30	Gene Garber	1982
30	Kerry Ligtenberg	1998
27	Mike Stanton	1993
27	Cecil Upshaw	1969
27	Rafael Soriano	2009

Strikeouts		
276	John Smoltz	1996
262	Phil Niekro	1977
248	Phil Niekro	1978
241	John Smoltz	1997
238	Javier Vazquez	2009
215	John Smoltz	1992
211	John Smoltz	2006
208	Phil Niekro	1979
208	John Smoltz	1993
205	Kevin Millwood	1999

Walks		
164	Phil Niekro	1977
116	Tony Cloninger	1966
113	Phil Niekro	1979
112	Russ Ortiz	2004
111	Steve Bedrosian	1985
105	Phil Niekro	1983
105	Zane Smith	1986
102	Phil Niekro	1978
102	Craig McMurtry	1984
102	David Palmer	1986
102	Russ Ortiz	2003

Losses		
20	Phil Niekro	1977
20	Phil Niekro	1979
18	Phil Niekro	1970
18	Phil Niekro	1978
18	Phil Niekro	1980
18	Rick Mahler	1986
17	Dick Ruthven	1976
17	Craig McMurtry	1984
17	Tom Glavine	1988
16	Five tied	

Hits Allowed		
315	Phil Niekro	1977
311	Phil Niekro	1979
302	Carl Morton	1975
295	Phil Niekro	1978
293	Carl Morton	1974
285	Phil Niekro	1975
283	Rick Mahler	1986
279	Rick Mahler	1988
272	Rick Mahler	1985
259	Tom Glavine	1999

Franchise Pitching – Single-Season Top 10 (Since 1900)

Games		
87	Peter Moylan	2009
85	Peter Moylan	2010
84	Chris Reitsma	2004
83	Will Ohman	2008
81	Brad Clontz	1996
80	Ray King	2003
80	Peter Moylan	2007
80	Mike Gonzalez	2009
79	Antonio Alfonseca	2004
79	Jonny Venters	2010

Innings Pitched		
410.0	Vic Willis	1902
389.1	Togie Pittinger	1902
378.0	Irv Young	1905
351.2	Togie Pittinger	1903
350.0	Vic Willis	1904
342.0	Vic Willis	1905
342.0	Phil Niekro	1979
341.1	Dick Rudolph	1915
336.1	Dick Rudolph	1914
335.1	Togie Pittinger	1904

Wins		
27	Togie Pittinger	1902
27	Vic Willis	1902
26	Bill James	1914
26	Dick Rudolph	1914
24	Johnny Sain	1948
24	Tony Cloninger	1965
24	John Smoltz	1996
23	Warren Spahn	1953
23	Warren Spahn	1963
23	Phil Niekro	1969

ERA (1 IP/Game)		
1.56	Greg Maddux	1994
1.63	Greg Maddux	1995
1.87	Phil Niekro	1967
1.90	Bill James	1914
2.02	Lefty Tyler	1916
2.08	Pat Ragan	1916
2.10	Warren Spahn	1953
2.12	Tom Hughes	1915
2.16	Dick Rudolph	1916
2.16	Art Nehf	1917

Games Started		
46	Vic Willis	1902
44	Phil Niekro	1979
43	Vic Willis	1904
43	Dick Rudolph	1915
43	Phil Niekro	1977
42	Irv Young	1905
42	Phil Niekro	1978
41	Vic Willis	1905
41	Irv Young	1906
40	Togie Pittinger	1902

Complete Games		
45	Vic Willis	1902
41	Irv Young	1905
39	Vic Willis	1904
37	Irv Young	1906
36	Togie Pittinger	1902
36	Vic Willis	1905
35	Togie Pittinger	1903
35	Togie Pittinger	1904
35	Chick Fraser	1905
33	Four tied	

Shutouts		
7	Togie Pittinger	1902
7	Irv Young	1905
7	Warren Spahn	1947
7	Warren Spahn	1951
7	Warren Spahn	1963
6	Seven tied	

Saves		
55	John Smoltz	2002
45	John Smoltz	2003
44	John Smoltz	2004
39	Mark Wohlers	1996
38	John Rocker	1999
37	Billy Wagner	2010
33	Mark Wohlers	1997
30	Gene Garber	1982
30	Kerry Ligtenberg	1998
27	Cecil Upshaw	1969
27	Mike Stanton	1993
27	Rafael Soriano	2009

Strikeouts		
276	John Smoltz	1996
262	Phil Niekro	1977
248	Phil Niekro	1978
241	John Smoltz	1997
238	Javier Vazquez	2009
225	Vic Willis	1902
215	John Smoltz	1992
211	Tony Cloninger	1965
211	John Smoltz	2006
208	Phil Niekro	1979

Walks		
164	Phil Niekro	1977
149	Chick Fraser	1905
144	Togie Pittinger	1904
143	Togie Pittinger	1903
128	Togie Pittinger	1902
126	Lefty Tyler	1912
124	Cliff Curtis	1910
122	Vern Bickford	1950
121	Al Mattern	1910
121	Bob Buhl	1957

Losses		
29	Vic Willis	1905
25	Vic Willis	1904
25	Irv Young	1906
25	Gus Dorner	1906
25	Ben Cantwell	1935
24	Cliff Curtis	1910
23	Kaiser Wilhelm	1905
23	Vive Lindaman	1906
23	Buster Brown	1910
22	Togie Pittinger	1903
22	Jeff Pfeffer	1906
22	Lefty Tyler	1912

Hits Allowed		
396	Togie Pittinger	1903
372	Vic Willis	1902
360	Togie Pittinger	1902
357	Vic Willis	1904
349	Irv Young	1906
340	Vic Willis	1905
337	Irv Young	1905
322	Al Mattern	1909
320	Chick Fraser	1905
316	Kaiser Wilhelm	1904

Atlanta Year-By-Year Team Pitching Totals

Year	W-L	ERA	G	CG	SHO	SV	IP	H	R	ER	HR	BB	SO
1966	85-77	3.68	163	37	10	36	1469.0	1430	683	601	129	485	884
1967	77-85	3.47	162	36	5	32	1454.0	1377	640	561	118	449	862
1968	81-81	2.92	163	44	16	29	1474.0	1320	549	478	87	362	871
1969	93-69	3.53	162	38	7	42	1445.0	1334	631	566	144	438	893
1970	76-86	4.33	162	45	9	24	1431.0	1451	772	688	185	478	960
1971	82-80	3.75	162	40	11	31	1475.0	1528	699	614	152	485	823
1972	70-84	4.27	155	40	4	27	1377.0	1412	730	654	155	512	732
1973	76-85	4.25	162	34	9	35	1462.0	1467	774	690	144	575	803
1974	88-74	3.05	163	46	21	22	1476.0	1343	563	501	97	488	772
1975	67-94	3.91	161	32	4	24	1430.0	1543	739	624	101	519	669
1976	70-92	3.86	162	33	13	27	1438.0	1435	700	617	86	564	818
1977	61-101	4.85	162	28	15	31	1445.0	1581	895	782	169	701	915
1978	69-93	4.08	162	29	12	32	1440.1	1404	750	653	132	624	848
1979	66-94	4.18	160	32	3	34	1407.2	1496	763	654	132	494	779
1980	81-80	3.77	161	29	9	37	1428.0	1397	660	598	131	454	696
1981	50-56	3.45	107	11	4	24	968.0	936	416	371	62	330	471
1982	89-73	3.82	162	15	11	51	1463.0	1484	702	621	126	502	813
1983	88-74	3.67	162	18	4	48	1440.2	1412	640	588	132	540	895
1984	80-82	3.57	162	17	7	49	1447.0	1401	655	574	122	525	859
1985	66-96	4.19	162	9	9	29	1457.1	1512	781	679	134	642	776
1986	72-89	3.97	161	17	5	39	1424.2	1443	719	629	117	576	932
1987	69-92	4.63	161	16	4	32	1427.2	1529	829	734	163	587	837
1988	54-106	4.09	160	14	4	25	1446.0	1481	741	657	108	524	810
1989	63-97	3.70	161	15	8	33	1447.2	1370	680	595	114	468	966
1990	65-97	4.58	162	17	8	30	1429.2	1527	821	727	128	579	938
1991	94-68	3.49	162	18	7	48	1452.2	1304	644	563	118	481	969
1992	98-64	3.14	162	26	24	41	1460.0	1321	569	510	89	489	948
1993	104-58	3.14	162	18	16	46	1455.0	1297	559	507	101	480	1036
1994	68-46	3.57	114	16	8	26	1026.1	929	448	407	76	378	865
1995	90-54	3.44	144	18	11	34	1291.2	1184	540	494	107	436	1087
1996	96-66	3.52	162	14	9	46	1469.0	1372	648	575	120	451	1245
1997	101-61	3.18	162	21	17	37	1465.2	1319	581	518	111	450	1196
1998	106-56	3.25	162	24	23	45	1438.2	1291	581	520	117	466	1232
1999	103-59	3.63	162	9	9	45	1471.0	1398	661	593	142	507	1197
2000	95-67	4.06	162	13	9	53	1440.1	1428	714	648	165	484	1093
2001	88-74	3.59	162	5	13	41	1447.1	1363	643	578	153	499	1133
2002	101-59	3.13	161	3	15	57	1467.1	1302	565	511	123	554	1058
2003	101-61	4.10	162	4	7	51	1456.1	1425	740	663	147	555	992
2004	96-66	3.74	162	4	13	48	1450.0	1475	668	603	154	523	1025
2005	90-72	3.98	162	8	12	38	1443.2	1487	674	639	145	520	929
2006	79-83	4.60	162	6	6	38	1441.1	1529	805	736	183	572	1049
2007	84-78	4.11	162	1	6	36	1456.1	1442	733	665	172	537	1106
2008	72-90	4.46	162	2	7	26	1440.2	1439	778	714	156	586	1076
2009	86-76	3.57	162	3	10	38	1462.2	1399	641	581	119	530	1232
2010	91-71	3.56	162	2	9	41	1439.1	1326	629	569	126	505	1241

Braves Year-By-Year Victory Leaders

Year	Pitcher	W-L	Year	Pitcher	W-L	Year	Pitcher	W-L
1876	Jack Manning	18-5	1928	Bob Smith	13-17	1980	Phil Niekro	15-18
1877	Tommy Bond	40-17	1929	Socks Siebold	12-17	1981	Rick Camp	9-3
1878	Tommy Bond	40-19	1930	Socks Siebold	15-16	1982	Phil Niekro	17-4
1879	Tommy Bond	43-19	1931	Ed Brandt	18-11	1983	Craig McMurtry	15-9
1880	Tommy Bond	26-29	1932	Ed Brandt	16-16		Pascual Perez	15-8
1881	Jim Whitney	31-33	1933	Ben Cantwell	20-10	1984	Pascual Perez	14-8
1882	Jim Whitney	24-21	1934	Fred Frankhouse	17-9	1985	Rick Mahler	17-15
1883	Jim Whitney	37-21		Huck Betts	17-10	1986	Rick Mahler	14-18
1884	Charlie Buffinton	48-16	1935	Fred Frankhouse	11-15	1987	Zane Smith	15-10
1885	Charlie Buffinton	22-27	1936	Danny MacFayden	17-13	1988	Rick Mahler	9-16
1886	Old Hoss Radbourn	27-31	1937	Jim Turner	20-11	1989	Tom Glavine	14-8
1887	Old Hoss Radbourn	24-23		Lou Fette	20-10	1990	John Smoltz	14-11
1888	John Clarkson	33-20	1938	Danny MacFayden	14-9	1991	Tom Glavine	20-11
1889	John Clarkson	49-19		Jim Turner	14-18	1992	Tom Glavine	20-8
1890	Kid Nichols	27-19	1939	Bill Posedel	15-13	1993	Tom Glavine	22-6
1891	John Clarkson	33-19	1940	Dick Erickson	12-13	1994	Greg Maddux	16-6
1892	Kid Nichols	35-16		Bill Posedel	12-17	1995	Greg Maddux	19-2
	Jack Stivetts	35-16	1941	Jim Tobin	12-12	1996	John Smoltz	24-8
1893	Kid Nichols	34-14	1942	Al Javery	12-16	1997	Denny Neagle	20-5
1894	Kid Nichols	32-13		Jim Tobin	12-21	1998	Tom Glavine	20-6
1895	Kid Nichols	26-16	1943	Al Javery	17-16	1999	Greg Maddux	19-9
1896	Kid Nichols	30-14	1944	Jim Tobin	18-19	2000	Tom Glavine	21-9
1897	Kid Nichols	31-11	1945	Jim Tobin	9-14	2001	Greg Maddux	17-11
1898	Kid Nichols	32-12	1946	Johnny Sain	20-14	2002	Kevin Millwood	18-8
1899	Vic Willis	27-8	1947	Warren Spahn	21-10		Tom Glavine	18-11
1900	Bill Dinneen	20-14		Johnny Sain	21-12	2003	Russ Ortiz	21-7
1901	Vic Willis	20-17	1948	Johnny Sain	24-15	2004	Jaret Wright	15-8
1902	Togie Pittinger	27-16	1949	Warren Spahn	21-14		Russ Ortiz	15-9
	Vic Willis	27-20	1950	Warren Spahn	21-17	2005	John Smoltz	14-7
1903	Togie Pittinger	19-23	1951	Warren Spahn	22-14		Tim Hudson	14-9
1904	Vic Willis	18-25	1952	Warren Spahn	14-19	2006	John Smoltz	16-9
1905	Irv Young	20-21	1953	Warren Spahn	23-7	2007	Tim Hudson	16-10
1906	Irv Young	16-25	1954	Warren Spahn	21-12	2008	Jair Jurrjens	13-10
1907	Patsy Flaherty	12-15	1955	Warren Spahn	17-14	2009	Derek Lowe	15-10
	Gus Dorner	12-16	1956	Warren Spahn	20-11		Javier Vazquez	15-10
1908	Vive Lindaman	12-15	1957	Warren Spahn	21-11	2010	Tim Hudson	17-9
1909	Al Mattern	16-20	1958	Warren Spahn	22-11			
1910	Al Mattern	15-19	1959	Warren Spahn	21-15			
1911	Buster Brown	7-18		Lew Burdette	21-15			
1912	Hub Perdue	13-16	1960	Warren Spahn	21-10			
1913	Lefty Tyler	16-17	1961	Warren Spahn	21-13			
	Hub Perdue	16-13	1962	Warren Spahn	18-14			
1914	Dick Rudolph	26-10	1963	Warren Spahn	23-7			
	Bill James	26-7	1964	Tony Cloninger	19-14			
1915	Dick Rudolph	22-19	1965	Tony Cloninger	24-11			
1916	Dick Rudolph	19-12	1966	Ken Johnson	14-8			
1917	Art Nehf	16-8		Tony Cloninger	14-11			
1918	Art Nehf	15-15	1967	Pat Jarvis	15-10			
1919	Dick Rudolph	13-18	1968	Pat Jarvis	16-12			
1920	Joe Oeschger	15-13	1969	Phil Niekro	23-13			
1921	Joe Oeschger	20-14	1970	Pat Jarvis	16-16			
1922	Frank Miller	11-13	1971	Phil Niekro	15-14			
	Rube Marquard	11-15	1972	Phil Niekro	16-12			
1923	Joe Genewich	13-14	1973	Carl Morton	15-10			
1924	Jesse Barnes	15-20	1974	Phil Niekro	20-13			
1925	Larry Benton	14-7	1975	Carl Morton	17-16			
	Johnny Cooney	14-14	1976	Phil Niekro	17-11			
1926	Larry Benton	14-14	1977	Phil Niekro	16-20			
1927	Joe Genewich	11-8	1978	Phil Niekro	19-18			
	Kent Greenfield	11-14	1979	Phil Niekro	21-10			

Atlanta Year-By-Year Pitching Leaders

Year	1966	1967	1968	1969	1970
Games	73, Carroll	52, Ritchie	52, Upshaw	62, Upshaw	50, Wilhelm
Starts	38, Cloninger	31, Lemaster	34, tie	35, Niekro	34, Jarvis
Wins	14, tie	15, Jarvis	16, Jarvis	23, Niekro	16, Jarvis
Losses	11, Cloninger	12, Carroll	12, tie	13, Niekro	18, Niekro
Innings	258, Cloninger	215, Lemaster	257, Niekro	284, Niekro	254, Jarvis
Strikeouts	178, Cloninger	148, Lemaster	157, Jarvis	193, Niekro	173, Jarvis
ERA*	3.29, Johnson	#1.87, Niekro	2.59, Niekro	2.57, Niekro	3.61, Jarvis
Shutouts	3, Lemaster	2, Lemaster	2, Niekro	4, Niekro	3, Niekro
Saves	11, Carroll	8, Upshaw	13, Upshaw	27, Upshaw	13, Wilhelm

Year	1971	1972	1973	1974	1975
Games	49, Upshaw	42, Upshaw	52, House	56, House	58, House
Starts	36, Niekro	36, Niekro	37, Morton	39, Niekro	39, Morton
Wins	15, Niekro	16, Niekro	15, Morton	#20, Niekro	17, Morton
Losses	14, tie	15, Reed	11, Reed	13, Niekro	16, Morton
Innings	269, Niekro	254, Niekro	256, Morton	302, Niekro	278, Morton
Strikeouts	173, Niekro	164, Niekro	131, Niekro	195, Niekro	144, Niekro
ERA*	2.98, Niekro	3.06, Niekro	3.31, Niekro	#2.28, Capra	3.20, Niekro
Shutouts	4, Niekro	1, tie	4, Morton	6, Niekro	2, Morton
Saves	17, Upshaw	13, Upshaw	8, Frisella	11, House	11, House

Year	1976	1977	1978	1979	1980
Games	48, Devine	65, Campbell	53, Campbell	68, Garber	77, Camp
Starts	37, Niekro	43, Niekro	42, Niekro	44, Niekro	38, Niekro
Wins	17, Niekro	16, Niekro	19, Niekro	#21, Niekro	15, Niekro
Losses	17, Ruthven	20, Niekro	18, Niekro	20, Niekro	18, Niekro
Innings	271, Niekro	330, Niekro	334, Niekro	342, Niekro	275, Niekro
Strikeouts	173, Niekro	#262, Niekro	248, Niekro	208, Niekro	176, Niekro
ERA*	3.04, Mes'smith	4.04, Niekro	2.88, Niekro	3.39, Niekro	3.42, Boggs
Shutouts	4, Ruthven	2, tie	4, Niekro	1, Niekro	3, tie
Saves	9, Devine	13, Campbell	22, Garber	25, Garber	22, Camp

Year	1981	1982	1983	1984	1985
Games	48, Camp	69, Garber	70, Bedrosian	62, Garber	66, Camp
Starts	24, Boggs	35, Niekro	35, McMurtry	30, tie	39, Mahler
Wins	9, Camp	17, Niekro	15, tie	14, Perez	17, Mahler
Losses	13, Boggs	13, Camp	10, tie	17, McMurtry	15, tie
Innings	151, Perry	234, Niekro	224.2, McMurtry	222, Mahler	266.2, Mahler
Strikeouts	81, Boggs	144, Niekro	144, Perez	145, Perez	132, Bedrosian
ERA*	2.81, Mahler	3.61, Niekro	3.08, McMurtry	3.12, Mahler	3.48, Mahler
Shutouts	3, Niekro	2, tie	3, McMurtry	1, tie	2, Z. Smith
Saves	17, Camp	30, Garber	19, Bedrosian	16, Moore	23, Sutter

Year	1986	1987	1988	1989	1990
Games	61, tie	68, Acker	64, Assenmacher	66, Boever	52, Castillo
Starts	39, Mahler	36, Z. Smith	34, tie	30, Lilliquist	34, Smoltz
Wins	14, Mahler	15, Z. Smith	9, Mahler	14, Glavine	14, Smoltz
Losses	18, Mahler	13, Mahler	17, Glavine	14, P. Smith	12, Glavine
Innings	237.2, Mahler	242, Z. Smith	249, Mahler	208.2, Smoltz	231.1, Smoltz
Strikeouts	170, Palmer	130, Z. Smith	131, Mahler	168, Smoltz	170, Smoltz
ERA*	3.65, Palmer	4.09, Z. Smith	3.69, tie	2.94, Smoltz	3.16, Leibrandt
Shutouts	1, tie	3, Z. Smith	3, P. Smith	4, Glavine	2, two tied
Saves	24, Garber	14, Acker	14, Sutter	21, Boever	8, Boever

Atlanta Year-By-Year Pitching Leaders, Continued

Year	1991	1992	1993	1994	1995
Games	74, Stanton	65, Stanton	74, McMichael	51, McM., Wohl.	67, McMichael
Starts	36, Leibrandt	#35, Avery, Smoltz	#36, Glav., Madd.	25, Glav., Madd.	29, Ave., Glav., Smo.
Wins	#20, Glavine	#20, Glavine	#22, Glavine	#16, Maddux	#19, Maddux
Losses	13, Smoltz, Leibrandt	12, Smoltz	11, Smoltz	10, Smoltz	13, Avery
Innings	246.2, Glavine	246.2, Smoltz	#267.0, Maddux	#202.0, Maddux	#209.2, Maddux
Strikeouts	192, Glavine	#215, Smoltz	208, Smoltz	156, Maddux	193, Smoltz
ERA*	2.55, Glavine	2.76, Glavine	#2.36, Maddux	#1.56, Maddux	#1.63, Maddux
Shutouts	1, three Tied	#5, Glavine	2, Glavine	#3, Maddux	#3, Maddux
Saves	17, Berenguer	15, Pena	27, Stanton	21, McMichael	25, Wohlers
Year	1996	1997	1998	1999	2000
Games	#81, Clontz	71, Wohlers	75, Ligtenberg	73, Rocker	71, Remlinger
Starts	36, Glavine	35, Smoltz	34, Maddux	35, Glavine	35, 3 Tied
Wins	#24, Smoltz	#20, Neagle	#20, Glavine	19, Maddux	#21, Glavine
Losses	11, Maddux	12, Smoltz	11, Neagle	11, Glavine	13, Millwood
Innings	#253.2, Smoltz	#256.0, Smoltz	251.0, Maddux	234.0, Glavine	249.1, Maddux
Strikeouts	#276, Smoltz	241, Smoltz	204, Maddux	205, Millwood	190, Maddux
ERA*	2.72, Maddux	2.20, Maddux	#2.22, Maddux	2.68, Millwood	3.00, Maddux
Shutouts	2, Smoltz	4, Neagle	#5, Maddux	1, Smoltz	3, Maddux
Saves	39, Wohlers	33, Wohlers	30, Ligtenberg	38, Rocker	24, Rocker
Year	2001	2002	2003	2004	2005
Games	74, Remlinger	75, Smoltz	80, King	84, Reitsma	76, Reitsma
Starts	35, Glavine	36, Glavine	#36, Maddux	34, Ortiz	33, Smoltz
Wins	17, Maddux	18, Glavine, Millwood	#21, Ortiz	15, Ortiz, Wright	14, Smoltz, Hudson
Losses	12, Burkett	11, Glavine	11, Maddux	9, Ortiz, Hampton	9, Hudson, Ramirez
Innings	233.0, Maddux	224.2, Glavine	218.1, Maddux	204.2, Ortiz	229.2, Smoltz
Strikeouts	187, Burkett	178, Millwood	149, Ortiz	159, Wright	169, Smoltz
ERA*	3.04, Burkett	2.62, Maddux	3.81, Ortiz	3.28, Wright	3.06, Smoltz
Shutouts	3, Maddux	1, Millwood, Glavine	1, Ortiz	1, Ortiz	1, three tied
Saves	19, Rocker	#55, Smoltz	45, Smoltz	44, Smoltz	15, Reitsma
Year	2006	2007	2008	2009	2010
Games	69, Ray	80, Moylan	83, Ohman	87, Moylan	85, Moylan
Starts	35, Smoltz, Hudson	34, Hudson	31, Jurrjens	34, Lowe, Jurrjens	34, Hanson, Hudson
Wins	#16, Smoltz	16, Hudson	13, Jurrjens	15, Lowe, Vazquez	17, Hudson
Losses	12, Hudson	10, Hudson, James	11, Reyes	12, Kawakami	12, Lowe
Innings	232.0, Smoltz	224.1, Hudson	188.1, Jurrjens	219.1, Vazquez	228.2, Hudson
Strikeouts	211, Smoltz	197, Smoltz	139, Jurrjens	238, Vazquez	173, Hanson
ERA*	3.49, Smoltz	3.11, Smoltz	3.68, Jurrjens	2.60, Jurrjens	2.83, Hudson
Shutouts	1, Smoltz, Hudson	1, Hudson	1, Hudson	None	None
Saves	18, Wickman	20, Wickman	14, Gonzalez	27, Soriano	37, Wagner

Bold indicates Atlanta record; **#Led** league.

*Based upon 162 innings except 1981 (100 innings).

Braves Batting Feats

N.L. Batting Champions

Year	Player	Avg.
1877	Deacon White	.387
1889	Dan Brouthers	.373
1894	Hugh Duffy	.438
1928	Rogers Hornsby	.387
1942	Ernie Lombardi	.330
1956	Hank Aaron	.328
1959	Hank Aaron	.355
1970	Rico Carty	.366
1974	Ralph Garr	.353
1991	Terry Pendleton	.319
2008	Chipper Jones	.364

N.L. Home Run Leaders

Year	Player	HR
1879	Charley Jones	9
1880	John O'Rourke	6
1894	Hugh Duffy	18
1897	Hugh Duffy	11
1898	Jim Collins	15
1900	Herman Long	12
1907	David Brain	10
1935	Wally Berger	34
1945	Tommy Holmes	28
1953	Eddie Mathews	47
1957	Hank Aaron	44
1959	Eddie Mathews	46
1963	Hank Aaron (Tie)	44
1966	Hank Aaron	44
1967	Hank Aaron	39
1984	Dale Murphy (Tie)	36
1985	Dale Murphy	37
2005	Andruw Jones	51

N.L. RBI Leaders

Year	Player	RBI
1877	Deacon White	49
1879	John O'Rourke	62
1894	Hugh Duffy	145
1935	Wally Berger	130
1957	Hank Aaron	132
1960	Hank Aaron	126
1963	Hank Aaron	130
1966	Hank Aaron	127
1982	Dale Murphy (Tie)	109
1983	Dale Murphy	121
2005	Andruw Jones	128

N.L. Hits Leaders

Year	Player	Hits
1877	Deacon White	213
1894	Hugh Duffy	237
1911	Roy Miller	192
1926	Ed Brown	201
1945	Tommy Holmes	224
1947	Tommy Holmes	191
1956	Hank Aaron	204
1957	Red Schoendienst	200
1959	Hank Aaron	223
1966	Felipe Alou	218
1968	Felipe Alou (Tie)	210
1974	Ralph Garr	214
1991	Terry Pendleton	187
1992	Terry Pendleton (Tie)	199

200 Hits In A Season

Year	Player	Hits
1893	Hugh Duffy	203
1894	Hugh Duffy	237
1912	John Sweeney	204
1925	Dick Burrus	200
1926	Ed Brown	201
1928	Lance Richbourg	206
1945	Tommy Holmes	224
1956	Hank Aaron	200
1957	Red Schoendienst	200
1959	Hank Aaron	223
1963	Hank Aaron	201
1966	Felipe Alou	218
1968	Felipe Alou	210
1971	Ralph Garr	219
1973	Ralph Garr	200
1974	Ralph Garr	214
1976	Willie Montanez	206
1996	Marquis Grissom	207

30 Homers/30 Steals

Year	Player	HR-SB
1963	Hank Aaron	44-31
1983	Dale Murphy	36-30
1990	Ron Gant	32-33
1991	Ron Gant	32-34

Braves Who Hit For The Cycle

Date	Player/Opponent	Date	Player/Opponent
5/9/1896	Herman Long, vs. Louisville	10/6/1910	William Collins, vs. Philadelphia
6/20/1904	Duff Cooley, vs. Philadelphia	9/23/1987	Albert Hall, vs. Houston
4/26/1907	John Bates, vs. Brooklyn	8/14/2008	Mark Kotsay, vs. Chicago

Four Home Runs In One Game

Date	Player/Opponent	Date	Player/Opponent
5/30/1894	Bobby Lowe, at Cincinnati	7/6/1986	Bob Horner, vs. Montreal
7/31/1954	Joe Adcock, at Brooklyn		

Three Home Runs In One Game

Date	Player/Opponent	Date	Player/Opponent
7/2/1928	Les Bell, at Philadelphia	7/3/1970	Mike Lum, vs. San Diego
7/6/1934	Hal Lee, at Philadelphia	7/26/1970	Orlando Cepeda, at Chicago
5/25/1935	Babe Ruth, at Pittsburgh	5/18/1979	Dale Murphy, vs. San Francisco
5/13/1942	Jim Tobin, vs. Chicago	7/22/1986	Ken Griffey, vs. Philadelphia
9/27/1952	Eddie Mathews, at Brooklyn	5/26/1990	Jeff Treadway, at Philadelphia
8/30/1953	Jim Pendleton, vs. Pittsburgh	7/12/1992	Jeff Blauser, at Chicago
6/21/1959	Henry Aaron, at San Francisco	7/28/2001	Vinny Castilla, at Pittsburgh
7/30/1966	Gene Oliver, vs. San Francisco	9/25/2002	Andruw Jones, at Philadelphia
7/30/1969	Bob Tillman*, at Philadelphia	8/14/2006	Chipper Jones*, at Washington
5/31/1970	Rico Carty, vs. Philadelphia	6/22/2008	Mark Teixeira, vs. Seattle

*Consecutive

Atlanta Year-By-Year Team Batting Totals

Year	AVG	AB	R	H	2B	3B	HR	RBI	BB	SO	SB	E
1966	.263	5616	782	1476	220	32	207	734	512	913	59	154
1967	.240	5450	631	1307	191	29	158	596	512	947	55	138
1968	.252	5552	515	1399	179	31	80	480	414	782	83	125
1969	.258	5460	691	1411	195	22	141	640	485	665	59	115
1970	.270	5546	736	1495	215	24	160	692	522	736	58	141
1971	.257	5575	643	1434	192	30	153	587	434	747	57	146
1972	.258	5278	628	1363	186	17	144	593	532	770	47	156
1973	.266	5631	799	1497	219	34	206	758	608	870	84	166
1974	.249	5533	661	1375	202	37	120	559	571	772	72	132
1975	.244	5424	583	1323	179	28	107	541	543	759	65	175
1976	.245	5345	620	1309	170	30	82	586	589	811	74	131
1977	.254	5534	678	1404	218	20	139	638	537	876	82	175
1978	.244	5381	600	1313	181	38	123	558	550	874	90	153
1979	.256	5422	669	1389	220	28	126	626	490	818	98	183
1980	.250	5402	630	1352	226	22	144	597	434	899	73	162
1981	.243	3642	395	886	148	22	64	366	321	540	98	102
1982	.256	5507	739	1411	215	22	146	687	554	869	151	137
1983	.272	5472	746	1489	218	45	130	691	582	847	146	137
1984	.247	5422	632	1338	234	27	111	578	555	896	140	139
1985	.246	5526	632	1359	213	28	126	598	553	849	72	158
1986	.250	5384	615	1348	241	24	138	575	538	904	93	141
1987	.258	5428	747	1401	284	24	152	696	641	834	135	116
1988	.242	5440	555	1319	228	28	96	527	432	848	95	151
1989	.234	5463	584	1281	201	22	128	544	485	996	83	152
1990	.250	5504	622	1376	263	26	162	636	473	1010	92	158
1991	.258	5456	749	1407	255	30	141	704	563	906	165	138
1992	.254	5480	682	1391	223	48	138	641	493	924	126	109
1993	.262	5588	767	1444	239	29	169	712	560	946	125	108
1994	.267	3861	542	1031	198	18	137	510	377	668	48	81
1995	.250	4814	645	1202	210	27	168	618	520	933	73	100
1996	.270	5614	773	1514	264	28	197	735	530	1032	83	130
1997	.270	5528	791	1490	268	37	174	755	597	1160	108	114
1998	.272	5484	826	1489	297	26	215	794	548	1062	98	91
1999	.266	5569	840	1481	309	23	197	791	608	962	148	111
2000	.271	5489	810	1490	274	26	179	758	595	1010	148	129
2001	.260	5498	729	1432	263	24	174	696	493	1039	85	103
2002	.260	5495	708	1428	280	25	164	669	558	1028	76	114
2003	.284	5670	907	1608	321	31	235	872	545	933	68	121
2004	.270	5570	803	1503	304	37	178	767	587	1158	86	116
2005	.265	5486	769	1453	308	37	184	733	534	1084	92	86
2006	.270	5583	849	1510	312	26	222	818	526	1169	52	99
2007	.275	5689	810	1562	328	27	176	781	534	1149	64	107
2008	.270	5604	753	1514	316	33	130	721	618	1023	58	107
2009	.263	5539	735	1459	300	20	149	700	602	1064	58	96
2010	.258	5463	738	1411	312	25	139	699	634	1140	63	126

Franchise Single-Season Batting Leaders By Position

Position	Batting Avg	Home Runs	RBI
Catcher	.330 Ernie Lombardi, 1921	43 Javy Lopez, 2003	109 Javy Lopez, 2003
First Base	.373 Dan Brouthers, 1889	44 Andres Galarraga, 1998	121 Andres Galarraga, 1998
Second Base	.387 Rogers Hornsby, 1928	43 Davey Johnson, 1973	115 Bobby Lowe, 1894
Third Base	.364 Chipper Jones, 2008	47 Eddie Mathews, 1953	135 Eddie Mathews, 1953
Shortstop	.343 Herman Long, 1896	20 Denis Menke, 1964	100 Herman Long, 1896
Left Field	.366 Rico Carty, 1970	40 Hank Aaron, 1973	100 Herman Long, 1899
Center Field	.440 Hugh Duffy, 1894	51 Andruw Jones, 2005	129 Hugh Duffy, 1897
Right Field	.355 Hank Aaron, 1959	47 Hank Aaron, 1971	145 Hugh Duffy, 1894
			132 Hank Aaron, 1957
			132 Gary Sheffield, 2003

Atlanta Batting – Career Top 10

Batting Average*

Ralph Garr317
Chipper Jones 306
Felipe Alou302
Hank Aaron293
Fred McGriff293
Terry Pendleton287
Javy Lopez287
Rafael Furcal284
Felix Millan281
Ryan Klesko281

On-Base Pct.*

Chipper Jones 405
Hank Aaron378
David Justice374
Fred McGriff369
Darrell Evans368
Ryan Klesko361
Marcus Giles361
Brian McCann 360
Jeff Blausner355
Dale Murphy351
Dusty Baker351

Slugging Pct.*

Hank Aaron567
Chipper Jones 536
Ryan Klesko525
Fred McGriff516
Bob Horner508
Javy Lopez502
David Justice499
Andruw Jones497
Brian McCann 489
Dale Murphy478

Games

Chipper Jones 2261
Dale Murphy1926
Andruw Jones1761
Hank Aaron1270
Mike Lum1225
Glenn Hubbard1196
Jeff Blausner1184
Javy Lopez1156
Jerry Royster1118
Mark Lemke1038

At-Bats

Chipper Jones	... 8142
Dale Murphy7098
Andruw Jones6408
Hank Aaron4548
Glenn Hubbard4016
Javy Lopez4003
Jeff Blausner3961
Bob Horner3571
Rafael Ramirez	...3537
Jerry Royster	...3451

Runs

Chipper Jones	... 1505
Dale Murphy1103
Andruw Jones1045
Hank Aaron818
Jeff Blausner601
Rafael Furcal554
Bob Horner545
Ron Gant515
Javy Lopez508
Glenn Hubbard	...498

Hits

Chipper Jones	... 2490
Dale Murphy1901
Andruw Jones1683
Hank Aaron1334
Javy Lopez1148
Jeff Blausner1060
Ralph Garr1022
Bob Horner994
Glenn Hubbard	...983
Rafael Ramirez	...929

Total Bases

Chipper Jones	... 4365
Dale Murphy3394
Andruw Jones3185
Hank Aaron2580
Javy Lopez2008
Bob Horner1813
Jeff Blausner1644
Ron Gant1489
David Justice1425
Glenn Hubbard	...1411

Doubles

Chipper Jones	... 493
Andruw Jones330
Dale Murphy306
Hank Aaron209
Jeff Blausner201
Glenn Hubbard	...196
Javy Lopez190
Brian McCann	... 181
Marcus Giles168
Bob Horner160
Rafael Furcal160

Triples

Ralph Garr40
Rafael Furcal38
Dale Murphy37
Chipper Jones	... 37
Andruw Jones34
Jerry Royster30
Jeff Blausner28
Ron Gant27
Felix Millan26
Claud. Washington	...25

Home Runs

Chipper Jones	... 436
Dale Murphy371
Andruw Jones368
Hank Aaron335
Bob Horner215
Javy Lopez214
David Justice160
Ron Gant147
Ryan Klesko139
Darrell Evans131

Runs Batted In

Chipper Jones	... 1491
Dale Murphy1143
Andruw Jones1117
Hank Aaron897
Javy Lopez694
Bob Horner652
David Justice522
Ron Gant480
Brian McCann466
Jeff Blausner461

Walks

Chipper Jones	... 1404
Dale Murphy912
Andruw Jones717
Hank Aaron634
Darrell Evans563
Glenn Hubbard487
Jeff Blausner483
David Justice452
Mark Lemke342
Bob Horner337

Strikeouts

Dale Murphy1581
Andruw Jones1394
Chipper Jones	... 1278
Jeff Blausner792
Javy Lopez728
Ron Gant600
Glenn Hubbard570
Glenn Hubbard558
Ryan Klesko523
Darrell Evans502

Stolen Bases

Rafael Furcal189
Otis Nixon186
Jerry Royster174
Dale Murphy160
Ron Gant157
Chipper Jones	... 147
Andruw Jones138
Ralph Garr137
Clau. Washington	...115
Gerald Perry105

Extra-Base Hits

Chipper Jones	... 966
Andruw Jones732
Dale Murphy714
Hank Aaron560
Javy Lopez418
Bob Horner382
Jeff Blausner338
Ron Gant332
David Justice303
Ryan Klesko297

*Minimum 2,500 plate appearances.

Bold indicates active Brave.

Franchise Batting – Career Top 10 (Since 1900)

Batting Average*	At-Bats	Doubles	Walks
Ralph Garr317	Hank Aaron11628	Hank Aaron600	Chipper Jones ...1404
Rico Carty317	Chipper Jones ...8142	Chipper Jones ...493	Eddie Mathews ...1376
Lance Richbourg ...311	Eddie Mathews ...8049	Eddie Mathews ...338	Hank Aaron1297
Hank Aaron310	Dale Murphy ...7098	Andruw Jones ...330	Dale Murphy912
Chipper Jones ...306	Rabbit Maranville ...6724	Dale Murphy306	Andruw Jones717
Wally Berger304	Andruw Jones ...6408	Tommy Holmes ...291	Darrell Evans ...563
Tommy Holmes ...303	Tommy Holmes ...4956	Wally Berger248	Rabbit Maranville ...561
Buck Jordan302	Johnny Logan ...4931	Rabbit Maranville ...244	Fred Tenney533
Felipe Alou295	Del Crandall ...4583	Johnny Logan207	Glenn Hubbard ...487
Bob Elliott295	Fred Tenney4373	Jeff Blauser201	Jeff Blauser483
On-Base Pct.*	Runs	Triples	Strikeouts
Chipper Jones ...405	Hank Aaron2107	Rabbit Maranville ...103	Dale Murphy1581
Bob Elliott398	Chipper Jones ...1505	Hank Aaron96	Andruw Jones ...1394
Rico Carty388	Eddie Mathews ...1452	Bill Bruton79	Eddie Mathews ...1387
Earl Torgeson385	Dale Murphy1103	Eddie Mathews70	Hank Aaron1294
Eddie Mathews ...379	Andruw Jones ...1045	Ray Powell67	Chipper Jones ...1278
Hank Aaron377	Rabbit Maranville ...801	Wally Berger52	Jeff Blauser792
David Justice374	Tommy Holmes ...696	Lance Richbourg ...48	Joe Adcock732
Fred McGriff369	Fred Tenney666	Tommy Holmes ...47	Javy Lopez728
Fred Tenney369	Wally Berger651	Fred Tenney44	Ron Gant600
Darrell Evans368	Johnny Logan ...624	Jimmy Welsh42	Glenn Hubbard ...570
Slugging Pct.*	Hits	Home Runs	Stolen Bases
Hank Aaron567	Hank Aaron3600	Hank Aaron733	Hank Aaron240
Chipper Jones ...536	Chipper Jones ...2490	Eddie Mathews ...493	Rabbit Maranville ...194
Wally Berger533	Eddie Mathews ...2201	Chipper Jones ...436	Rafael Furcal ...189
Ryan Klesko525	Dale Murphy1901	Dale Murphy371	Otis Nixon186
Eddie Mathews ...517	Rabbit Maranville ...1696	Andruw Jones ...368	Jerry Royster ...174
Fred McGriff516	Andruw Jones ...1683	Joe Adcock239	Dale Murphy160
Joe Adcock511	Tommy Holmes ...1503	Bob Horner215	Ron Gant157
Bob Horner508	Johnny Logan ...1329	Javy Lopez214	Bill Sweeney153
Javy Lopez502	Wally Berger ...1263	Wally Berger199	Chipper Jones ...147
David Justice499	Fred Tenney ...1247	Del Crandall ...170	Fred Tenney ...145
Games	Total Bases	Runs Batted In	Extra-Base Hits
Hank Aaron3076	Hank Aaron6591	Hank Aaron2202	Hank Aaron1429
Chipper Jones ...2261	Chipper Jones ...4365	Chipper Jones ...1491	Chipper Jones ...966
Eddie Mathews ...2223	Eddie Mathews ...4158	Eddie Mathews ...1388	Eddie Mathews ...901
Dale Murphy1926	Dale Murphy ...3394	Dale Murphy ...1143	Andruw Jones ...732
Rabbit Maranville ...1795	Andruw Jones ...3185	Andruw Jones ...1117	Dale Murphy714
Andruw Jones ...1761	Rabbit Maranville ...2215	Joe Adcock760	Wally Berger499
Del Crandall ...1394	Wally Berger ...2212	Wally Berger746	Joe Adcock458
Johnny Logan ...1351	Joe Adcock2164	Javy Lopez694	Tommy Holmes ...426
Tommy Holmes ...1289	Tommy Holmes ...2152	Bob Horner652	Javy Lopez418
Mike Lum1225	Javy Lopez2008	Del Crandall ...628	Bob Horner382

*Minimum 2,500 plate appearances.

Bold indicates active Brave.

Atlanta Batting – Single-Season Top 10

Batting Average*			Runs			Home Runs		
.366	Rico Carty	1970	131	Dale Murphy	1983	51	Andruw Jones	2005
.364	Chipper Jones	2008	130	Rafael Furcal	2003	47	Hank Aaron	1971
.353	Ralph Garr	1974	126	Gary Sheffield	2003	45	Chipper Jones	1999
.343	Ralph Garr	1971	123	Chipper Jones	1998	44	Hank Aaron	1966
.337	Chipper Jones	2007	122	Felipe Alou	1966	44	Hank Aaron	1969
.333	Kenny Lofton	1997	122	Andruw Jones	2000	44	Dale Murphy	1987
.332	Edgar Renteria	2007	118	Dale Murphy	1985	44	Andres Galarraga	1998
.330	Chipper Jones	2001	118	Chipper Jones	2000	43	Dave Johnson	1973
.330	Gary Sheffield	2003	118	J.D. Drew	2004	43	Javy Lopez	2003
.327	Three tied		117	Hank Aaron	1966	41	Three tied	
On-Base Percentage*			Hits			Runs Batted In		
.470	Chipper Jones	2008	219	Ralph Garr	1971	132	Gary Sheffield	2003
.454	Rico Carty	1970	218	Felipe Alou	1966	129	Andruw Jones	2006
.441	Chipper Jones	1999	214	Ralph Garr	1974	128	Andruw Jones	2005
.436	J.D. Drew	2004	210	Felipe Alou	1968	127	Hank Aaron	1966
.435	Chipper Jones	2002	207	Marquis Grissom	1996	121	Dale Murphy	1983
.432	Jeff Burroughs	1978	200	Ralph Garr	1973	121	Andres Galarraga	1998
.427	Chipper Jones	2001	199	Terry Pendleton	1992	120	David Justice	1993
.425	Chipper Jones	2007	199	Andruw Jones	2000	118	Hank Aaron	1970
.419	Gary Sheffield	2003	194	Rafael Furcal	2003	118	Hank Aaron	1971
.417	Dale Murphy	1987	192	Gary Matthews	1979	117	Ron Gant	1993
Slugging Percentage*			Total Bases			Walks		
.669	Hank Aaron	1971	359	Chipper Jones	1999	127	Jimmy Wynn	1976
.643	Hank Aaron	1973	355	Felipe Alou	1966	126	Darrell Evans	1974
.633	Chipper Jones	1999	355	Andruw Jones	2000	126	Chipper Jones	1999
.623	Fred McGriff	1994	348	Gary Sheffield	2003	124	Darrell Evans	1973
.607	Hank Aaron	1969	346	Chipper Jones	2001	118	J.D. Drew	2004
.605	Chipper Jones	2001	344	Hank Aaron	1967	117	Jeff Burroughs	1978
.604	Gary Sheffield	2003	337	Andruw Jones	2005	115	Dale Murphy	1987
.604	Chipper Jones	2007	332	Hank Aaron	1969	107	Chipper Jones	2002
.595	Andres Galarraga	1998	332	Dale Murphy	1984	105	Darrell Evans	1975
.584	Rico Carty	1970	332	Dale Murphy	1985	101	Chipper Jones	2009
Games			Doubles			Strikeouts		
162	Felix Millan	1969	49	Marcus Giles	2003	147	Andruw Jones	2004
162	Dale Murphy	1982	45	Marcus Giles	2005	146	Andres Galarraga	1998
162	Dale Murphy	1983	42	Chipper Jones	2007	145	Dale Murphy	1978
162	Dale Murphy	1984	42	Brian McCann	2008	142	Dale Murphy	1989
162	Dale Murphy	1985	41	Chipper Jones	1997	142	Andruw Jones	2001
162	Andruw Jones	1999	41	Chipper Jones	1999	141	Dale Murphy	1985
162	Jeff Francoeur	2006	40	Edgar Renteria	2006	141	Dale Murphy	1986
162	Jeff Francoeur	2007	40	Jeff Francoeur	2007	138	Andruw Jones	2007
161	Five tied		40	Martin Prado	2010	136	Dale Murphy	1987
			39	Terry Pendleton	1992	135	Andruw Jones	2002
			39	Kelly Johnson	2008			
At-Bats			Triples			Stolen Bases		
671	Marquis Grissom	1996	17	Ralph Garr	1974	72	Otis Nixon	1991
668	Ralph Garr	1973	14	Deion Sanders	1992	47	Otis Nixon	1993
666	Felipe Alou	1966	13	Brett Butler	1983	46	Rafael Furcal	2005
664	Rafael Furcal	2003	11	Ralph Garr	1975	42	Gerald Perry	1987
662	Felipe Alou	1968	10	Marquis Grissom	1996	41	Otis Nixon	1992
656	Andruw Jones	2000	10	Rafael Furcal	2003	40	Rafael Furcal	2000
652	Felix Millan	1969	10	Kelly Johnson	2007	39	Brett Butler	1983
651	Jeff Francoeur	2006	9	Lonnie Smith	1990	35	Ralph Garr	1973
642	Jeff Francoeur	2007	8	Twelve tied		35	Jerry Royster	1979
640	Terry Pendleton	1992				34	Ron Gant	1991

*3.1 plate appearances per game.

Franchise Batting – Single-Season Top 10 (Since 1900)

Batting Average*		
.387	Rogers Hornsby	1928
.366	Rico Carty	1970
.364	Chipper Jones	2008
.355	Hank Aaron	1959
.353	Ralph Garr	1974
.352	Tommy Holmes	1945
.344	Bill Sweeney	1912
.343	Ralph Garr	1971
.340	George Sisler	1928
.340	Dick Burrus	1925

On-Base Percentage*		
.498	Rogers Hornsby	1928
.470	Chipper Jones	2008
.454	Rico Carty	1970
.449	Billy Hamilton	1900
.441	Chipper Jones	1999
.436	J.D. Drew	2004
.435	Chipper Jones	2002
.432	Jeff Burroughs	1978
.427	Chipper Jones	2001
.425	Chipper Jones	2007

Slugging Percentage*		
.669	Hank Aaron	1971
.643	Hank Aaron	1973
.636	Hank Aaron	1959
.633	Chipper Jones	1999
.632	Rogers Hornsby	1928
.627	Eddie Mathews	1953
.623	Fred McGriff	1994
.618	Hank Aaron	1962
.614	Wally Berger	1930
.607	Hank Aaron	1969

Games		
162	Felix Millan	1969
162	Dale Murphy	1982
162	Dale Murphy	1983
162	Dale Murphy	1984
162	Dale Murphy	1985
162	Andruw Jones	1999
162	Jeff Francoeur	2006
162	Jeff Francoeur	2007
161	Five tied	

At-Bats		
671	Marquis Grissom	1996
668	Ralph Garr	1973
666	Felipe Alou	1966
664	Rafael Furcal	2003
662	Felipe Alou	1968
656	Andruw Jones	2000
652	Felix Millan	1969
651	Jeff Francoeur	2006
642	Jeff Francoeur	2007
640	Terry Pendleton	1992

Runs		
131	Dale Murphy	1983
130	Rafael Furcal	2003
127	Hank Aaron	1962
126	Gary Sheffield	2003
125	Tommy Holmes	1945
123	Chipper Jones	1998
122	Felipe Alou	1966
122	Andruw Jones	2000
121	Hank Aaron	1963
120	Earl Torgeson	1950

Hits		
224	Tommy Holmes	1945
223	Hank Aaron	1959
219	Ralph Garr	1971
218	Felipe Alou	1966
214	Ralph Garr	1974
210	Felipe Alou	1968
207	Marquis Grissom	1996
206	Lance Richbourg	1928
205	George Sisler	1929
204	Bill Sweeney	1912

Total Bases		
400	Hank Aaron	1959
370	Hank Aaron	1963
369	Hank Aaron	1957
367	Tommy Holmes	1945
366	Hank Aaron	1962
363	Eddie Mathews	1953
359	Chipper Jones	1999
358	Hank Aaron	1961
355	Felipe Alou	1966
355	Andruw Jones	2000

Doubles		
49	Marcus Giles	2003
47	Tommy Holmes	1945
46	Hank Aaron	1959
45	Marcus Giles	2005
44	Wally Berger	1931
44	Lee Maye	1964
42	Rogers Hornsby	1928
42	Tommy Holmes	1944
42	Chipper Jones	2007
42	Brian McCann	2008

Triples		
18	Ray Powell	1921
17	Ralph Garr	1974
16	Chick Stahl	1900
16	Billy Southworth	1923
15	Rabbit Maranville	1920
15	Billy Southworth	1921
15	Billy Bruton	1956
14	Five tied	

Home Runs		
51	Andruw Jones	2005
47	Eddie Mathews	1953
47	Hank Aaron	1971
46	Eddie Mathews	1959
45	Hank Aaron	1962
45	Chipper Jones	1999
44	Hank Aaron	1957
44	Hank Aaron	1963
44	Hank Aaron	1966
44	Hank Aaron	1969
44	Dale Murphy	1987
44	Andres Galarraga	1998

Runs Batted In		
135	Eddie Mathews	1953
132	Hank Aaron	1957
132	Gary Sheffield	2003
130	Wally Berger	1935
130	Hank Aaron	1963
129	Andruw Jones	2006
128	Hank Aaron	1962
128	Andruw Jones	2005
127	Hank Aaron	1966
126	Eddie Mathews	1960

Walks		
131	Bob Elliott	1948
127	Jimmy Wynn	1976
126	Darrell Evans	1974
126	Chipper Jones	1999
124	Eddie Mathews	1963
124	Darrell Evans	1973
119	Earl Torgeson	1950
118	J.D. Drew	2004
117	Jeff Burroughs	1978
115	Dale Murphy	1987

Strikeouts		
147	Andruw Jones	2004
146	Andres Galarraga	1998
145	Dale Murphy	1978
142	Dale Murphy	1989
142	Andruw Jones	2001
141	Dale Murphy	1985
141	Dale Murphy	1986
138	Andruw Jones	2007
136	Dale Murphy	1987
135	Andruw Jones	2002

Stolen Bases		
72	Otis Nixon	1991
57	Hap Myers	1913
47	Otis Nixon	1993
46	Rafael Furcal	2005
42	Gerald Perry	1987
41	Otis Nixon	1992
40	Rafael Furcal	2000
39	Brett Bulter	1983
36	Bill Collins	1910
35	Four tied	

*3.1 plate appearances per game.

Atlanta Year-By-Year Batting Leaders

Year	1966	1967	1968	1969	1970
Games	158, Aaron	155, Aaron	160, tie	162, Millan	150, Aaron
At-Bats	#666, Alou	600, Aaron	662, Alou	652, Millan	590, Millan
Runs	#122, Alou	#113, Aaron	84, Aaron	100, Aaron	103, Aaron
Hits	#218, Alou	184, Aaron	#210, Alou	174, Millan	183, Millan
Doubles	32, Alou	37, Aaron	37, Alou	30, Aaron	33, Cepeda
Triples	6, Alou	3, tie	5, Alou	5, tie	5, Millan
HR	#44, Aaron	#39, Aaron	29, Aaron	44, Aaron	38, Aaron
RBI	#127, Aaron	109, Aaron	86, Aaron	97, Aaron	118, Aaron
SB	21, Aaron	22, Jackson	28, Aaron	14, Millan	16, Millan
Average	.327, Alou	.307, Aaron	.317, Alou	.342, Carty	#.366, Carty

Year	1971	1972	1973	1974	1975
Games	154, Garr	151, Williams	161, Evans	160, Evans	156, Evans
At-Bats	639, Garr	565, Williams	668, Garr	606, Garr	625, Garr
Runs	101, Garr	87, Garr	114, Garr	99, Evans	82, Evans
Hits	219, Garr	180, Garr	200, Garr	#214, Garr	174, Garr
Doubles	24, Garr	27, Baker	32, Garr	35, Baker	26, Garr
Triples	8, Millan	3, tie	8, Evans	#17, Garr	11, Garr
HR	47, Aaron	34, Aaron	43, Johnson	25, Evans	22, Evans
RBI	118, Aaron	109, Aaron	86, Aaron	97, Aaron	118, Aaron
SB	30, Garr	25, Garr	35, Garr	26, Garr	14, Garr
Average	.343, Garr	.325, Garr	.301, Aaron	#.353, Garr	.290, Office

Year	1976	1977	1978	1979	1980
Games	153, Chaney	154, Burroughs	153, Burroughs	156, Matthews	158, Chambliss
At-Bats	533, Royster	555, Matthews	530, Murphy	631, Matthews	602, Chambliss
Runs	75, Wynn	91, Burroughs	75, Matthews	103, Royster	98, Murphy
Hits	135, Montanez	157, tie	147, Burroughs	192, Matthews	170, Chambliss
Doubles	20, Chaney	31, Montanez	30, Burroughs	34, Matthews	37, Chambliss
Triples	8, tie	5, Matthews	8, Royster	6, Royster	5, Royster
HR	17, Wynn	41, Burroughs	23, tie	33, Horner	35, Horner
RBI	66, Wynn	114, Burroughs	79, Murphy	98, Horner	89, tie
SB	24, Royster	28, Royster	27, Royster	35, Royster	22, Royster
Average	.321, Montanez	.300, Bonnell	.301, Burroughs	.314, Horner	.282, Chambliss

Year	1981	1982	1983	1984	1985
Games	107, Chambliss	#162, Murphy	#162, Murphy	#162, Murphy	#162, Murphy
At-Bats	404, Chambliss	609, Ramirez	622, Ramirez	607, Murphy	616, Murphy
Runs	44, Chambliss	113, Murphy	131, Murphy	94, Murphy	118, Murphy
Hits	110, Chambliss	169, Ramirez	185, Ramirez	176, Murphy	185, Murphy
Doubles	25, Chambliss	25, tie	25, Horner	32, Murphy	32, Murphy
Triples	5, Hubbard	6, Washington	13, Butler	8, Murphy	6, Washington
HR	15, Horner	36, Murphy	36, Murphy	36, Murphy	37, Murphy
RBI	51, Chambliss	109, Murphy	#121, Murphy	100, Murphy	111, Murphy
SB	23, Miller	33, Washington	39, Butler	21, Washington	14, Washington
Average	.291, Washington	.281, Murphy	.302, Murphy	.290, Murphy	.300, Murphy

Year	1986	1987	1988	1989	1990
Games	160, Murphy	159, Murphy	156, Murphy	154, Murphy	152, Gant
At-Bats	614, Murphy	566, Murphy	606, Thomas	574, Murphy	575, Gant
Runs	89, Murphy	115, Murphy	85, Gant	89, L. Smith	107, Gant
Hits	163, Murphy	167, Murphy	164, Perry	152, L. Smith	174, Gant
Doubles	29, Murphy	37, James	35, Murphy	34, L. Smith	34, 2 tied
Triples	7, Murphy	6, James	8, Gant	4, L. Smith	9, L. Smith
HR	29, Murphy	44, Murphy	24, Murphy	21, L. Smith	32, Gant
RBI	87, Horner	105, Murphy	77, Murphy	84, Murphy	84, Gant
SB	19, Ramirez	42, Perry	29, Perry	25, L. Smith	33, Gant
Average	.273, Horner	.312, James	.300, Perry	.315, L. Smith	.305, L. Smith

Atlanta Year-By-Year Batting Leaders

Year	1991	1992	1993	1994	1995
Games	154, Gant	160, Pendleton	161, Blau., Pendl.	113, McGriff	#144, McGriff
At-Bats	586, Pendleton	640, Pendleton	633, Pendleton	424, McGriff	551, Grissom
Runs	101, Gant	98, Pendleton	113, Gant	81, McGriff	87, Jones
Hits	#187, Pendleton	#199, Pendleton	182, Blauser	135, McGriff	148, McGriff
Doubles	34, Gant	39, Pendleton	33, Pendleton	25, McGriff	27, McGriff
Triples	8, Pendleton	#14, Sanders	6, Sanders	4, Blauser	5, Lemke
HR	32, Gant	21, Pendl., Justice	40, Justice	34, McGriff	27, McGriff
RBI	105, Gant	105, Pendleton	120, Justice	94, McGriff	93, McGriff
SB	72, Nixon	41, Nixon	47, Nixon	19, Sanders	29, Grissom
Average	#.319, Pendleton	.311, Pendleton	.305, Blauser	.318, McGriff	.280, McGriff

Year	1996	1997	1998	1999	2000
Games	159, McGriff	157, C. Jones	160, C. Jones	162, A. Jones	161, A. Jones
At-Bats	671, Grissom	597, C. Jones	601, C. Jones	608, Boone	656, A. Jones
Runs	114, C. Jones	100, C. Jones	123, C. Jones	116, C. Jones	122, A. Jones
Hits	207, Grissom	176, C. Jones	188, C. Jones	181, C. Jones	199, A. Jones
Doubles	37, McGriff	41, C. Jones	33, A. Jones	41, C. Jones	38, C. Jones
Triples	10, Grissom	7, Tucker	8, A. Jones	5, A. Jones	6, A. Jones
HR	34, Klesko	24, Klesko	44, Galarraga	45, C. Jones	36, Jones & Jones
RBI	110, C. Jones	111, C. Jones	121, Galarraga	115, Jordan	111, C. Jones
SB	28, Grissom	27, Lofton	27, A. Jones	26, Nixon	40, Furcal
Average	.309, C. Jones	.333, Lofton	.313, C. Jones	.319, C. Jones	.311, C. Jones

Year	2001	2002	2003	2004	2005
Games	161, A. Jones	158, C. Jones	156, Furcal, A. Jones	154, A. Jones	160, A. Jones
At-Bats	625, A. Jones	636, Furcal	664, Furcal	570, A. Jones	616, Furcal
Runs	113, C. Jones	95, Furcal	130, Furcal	118, J. Drew	104, Giles
Hits	189, C. Jones	179, C. Jones	194, Furcal	158, J. Drew	175, Furcal
Doubles	33, C. Jones, Surhoff	35, C. Jones	49, Giles	36, Estrada	45, Giles
Triples	5, C. Jones	8, Furcal	#10, Furcal	8, J. Drew	11, Furcal
HR	38, C. Jones	35, A. Jones	43, Lopez	31, J. Drew	#51, A. Jones
RBI	104, A. Jones	100, C. Jones	132, Sheffield	96, C. Jones	#128, A. Jones
SB	22, Furcal	27, Furcal	25, Furcal	29, Furcal	46, Furcal
Average	.330, C. Jones	.327, C. Jones	.330, Sheffield	.314, Estrada	.291, Giles

Year	2006	2007	2008	2009	2010
Games	#162, Francoeur	#162, Francoeur	155, Francoeur	143, C. Jones	147, Cabrera
At-Bats	651, Francoeur	642, Francoeur	599, Francoeur	528, Escobar	599, Prado
Runs	107, A. Jones	108, C. Jones	86, Johnson	89, Escobar	100, Prado
Hits	175, Renteria	188, Francoeur	160, C. Jones	158, Escobar	184, Prado
Doubles	40, Renteria	42, C. Jones	42, McCann	38, Prado	40, Prado
Triples	6, Francoeur	10, Johnson	6, Johnson	4, Diaz	5, Heyward
HR	41, A. Jones	29, C. Jones	23, McCann	21, McCann	21, McCann
RBI	129, A. Jones	105, Francoeur	87, McCann	94, McCann	77, McCann
SB	17, Renteria	17, Harris	13, Blanco	12, Diaz, McLouth	11, Heyward
Average	.293, Renteria	.337, C. Jones	#.364, C. Jones	.307, Prado	.321, Infante

Bold letters indicate Atlanta record.

#Led league.

Braves Yearly Regulars – By Position

Catcher

Year	Player	HR-RBI-AVG	Year	Player	HR-RBI-AVG	Year	Player	HR-RBI-AVG	Year	Player	HR-RBI-AVG
1901	Kittredge	2-40-.252	1929	Spohrer	2-48-.272	1957	Crandall	15-46-.253	1985	Cerone	3-25-.216
1902	Kittredge	2-30-.233	1930	Spohrer	2-37-.317	1958	Crandall	18-63-.272	1986	Virgil	15-48-.223
1903	Moran	7-54-.262	1931	Spohrer	0-27-.240	1959	Crandall	21-72-.257	1987	Virgil	27-72-.247
1904	Needham	4-19-.258	1932	Spohrer	0-33-.269	1960	Crandall	19-77-.294	1988	Virgil	9-31-.256
1905	Moran	2-22-.240	1933	Hogan	3-30-.253	1961	Torre	10-42-.278	1989	Davis	4-19-.169
1906	Needham	1-12-.189	1934	Spohrer	0-17-.223	1962	Crandall	8-45-.297	1990	Olson	7-36-.262
1907	Needham	1-19-.196	1935	Spohrer	1-16-.242	1963	Torre	14-71-.293	1991	Olson	6-44-.241
1908	Bowerman	1-25-.228	1936	Lopez	8-50-.242	1964	Torre	20-109-.321	1992	Olson	3-27-.238
1909	Graham	0-17-.240	1937	Lopez	3-38-.204	1965	Torre	27-80-.291	1993	Berryhill	8-43-.245
1910	Graham	0-21-.282	1938	Mueller	4-35-.237	1966	Torre	36-101-.315	1994	Lopez	13-35-.245
1911	Kling	2-24-.224	1939	Lopez	8-49-.252	1967	Torre	20-68-.277	1995	Lopez	14-51-.315
1912	Kling	2-30-.317	1940	Berres	0-14-.192	1968	Torre	10-55-.271	1996	Lopez	23-69-.282
1913	Raridn	2-30-.286	1941	Berres	1-19-.201	1969	Didier	0-32-.256	1997	Lopez	23-68-.295
1914	Gowdy	3-46-.243	1942	Lombardi	11-46-.330	1970	Tillman	11-30-.238	1998	Lopez	34-106-.284
1915	Gowdy	2-30-.247	1943	Masi	2-28-.273	1971	Williams	33-87-.260	1999	Perez	7-30-.249
1916	Gowdy	1-34-.252	1944	Masi	3-23-.275	1972	Williams	28-87-.258	2000	Lopez	24-89-.287
1917	Tragesser	0-25-.222	1945	Masi	7-46-.272	1973	Oates	4-27-.248	2001	Lopez	17-66-.267
1918	Wilson	0-19-.246	1946	Masi	3-62-.264	1974	Oates	1-21-.223	2002	Lopez	11-52-.233
1919	Gowdy	1-22-.279	1947	Masi	9-50-.304	1975	Correll	11-39-.215	2003	Lopez	43-109-.328
1920	O'Neill	0-28-.283	1948	Masi	5-44-.253	1976	Correll	5-16-.225	2004	Estrada	9-76-.314
1921	O'Neill	2-29-.249	1949	Salkeld	5-25-.255	1977	Pocoroba	8-44-.290	2005	Estrada	4-39-.261
1922	O'Neill	0-26-.223	1950	Cooper	14-60-.329	1978	Pocoroba	6-34-.242	2006	McCann	24-93-.333
1923	O'Neill	0-20-.212	1951	Cooper	18-59-.313	1979	Benedict	0-15-.225	2007	McCann	18-92-.270
1924	O'Neill	0-22-.246	1952	Cooper	10-55-.235	1980	Benedict	2-34-.253	2008	McCann	23-87-.301
1925	Gibson	2-50-.278	1953	Crandall	15-51-.272	1981	Benedict	5-35-.264	2009	McCann	21-94-.281
1926	Taylor	0-42-.255	1954	Crandall	21-64-.242	1982	Benedict	3-44-.246	2010	McCann	21-77-.269
1927	Hogan	3-32-.208	1955	Crandall	26-62-.236	1983	Benedict	2-43-.298			
1928	Taylor	2-30-.251	1956	Crandall	16-48-.238	1984	Benedict	4-25-.223			

First Base

Year	Player	HR-RBI-AVG	Year	Player	HR-RBI-AVG	Year	Player	HR-RBI-AVG	Year	Player	HR-RBI-AVG
1901	Tenney	1-22-.278	1929	Sisler	2-79-.326	1957	Torre	5-40-.272	1985	Horne	27-89-.267
1902	Tenney	2-30-.315	1930	Sisler	3-67-.309	1958	Torre	6-55-.309	1986	Horne	27-87-.273
1903	Tenney	3-41-.313	1931	Sheeley	1-77-.273	1959	Adcock	25-76-.292	1987	Perry	12-74-.270
1904	Tenney	1-37-.270	1932	Shires	5-30-.238	1960	Adcock	25-91-.298	1988	Perry	8-74-.300
1905	Tenney	0-28-.288	1933	Jordan	4-46-.286	1961	Adcock	35-108-.285	1989	Perry	4-21-.252
1906	Tenney	1-28-.283	1934	Jordan	2-58-.311	1962	Adcock	29-78-.248	1990	Justice	28-78-.282
1907	Tenney	0-26-.273	1935	Jordan	5-35-.279	1963	Oliver	11-47-.250	1991	Bream	11-45-.253
1908	McGann	2-55-.240	1936	Jordan	3-66-.323	1964	Oliver	13-49-.276	1992	Bream	10-61-.261
1909	Stem	0-11-.208	1937	Fletcher	1-38-.247	1965	Oliver	21-58-.270	1993	McGriff	19-55-.310
1910	Sharpe	0-29-.239	1938	Fletcher	6-49-.272	1966	Alou	31-74-.327	1994	McGriff	34-94-.318
1911	Tenney	1-36-.263	1939	Hassett	2-60-.308	1967	Alou	15-43-.274	1995	McGriff	27-93-.280
1912	Houser	8-52-.286	1940	Hassett	0-27-.234	1968	Johnson	8-33-.208	1996	McGriff	28-107-.295
1913	Myers	2-50-.273	1941	Hassett	1-33-.296	1969	Cepeda	22-88-.257	1997	McGriff	22-97-.277
1914	Schmidt	1-71-.285	1942	West	16-56-.254	1970	Cepeda	34-111-.305	1998	Galarra	44-121-.305
1915	Schmidt	2-60-.251	1943	McCarthy	2-33-.304	1971	Aaron	47-118-.327	1999	Klesko	21-80-.297
1916	Konetchy	3-70-.260	1944	Ethison	8-33-.214	1972	Aaron	34-77-.265	2000	Galarra	28-100-.302
1917	Konetchy	2-54-.272	1945	Shupe	0-15-.269	1973	Lum	16-82-.294	2001	Brogna	3-21-.248
1918	Konetchy	2-56-.236	1946	Sanders	6-35-.243	1974	Johnson	15-62-.251	2002	J. Franco	6-30-.284
1919	Holke	0-48-.292	1947	Torgeson	16-78-.281	1975	Williams	11-50-.240	2003	Fick	11-80-.269
1920	Holke	3-64-.294	1948	Torgeson	10-67-.253	1976	Montanez	9-64-.321	2004	LaRoche	13-45-.278
1921	Holke	3-63-.261	1949	Fletcher	11-51-.262	1977	Montanez	20-68-.287	2005	LaRoche	20-78-.259
1922	Holke	0-46-.291	1950	Torgeson	23-87-.290	1978	Murphy	23-79-.226	2006	LaRoche	32-90-.285
1923	McInnis	2-95-.315	1951	Torgeson	24-92-.263	1979	Murphy	21-57-.276	2007	Thorman	11-36-.216
1924	McInnis	1-59-.291	1952	Torgeson	5-34-.230	1980	Chambliss	18-72-.282	2008	Teixeira	20-78-.283
1925	Burrus	5-87-.340	1953	Adcock	18-80-.285	1981	Chambliss	8-51-.272	2009	Kotchman	6-41-.282
1926	Burrus	3-61-.270	1954	Adcock	23-87-.308	1982	Chambliss	20-86-.270	2010	Glaus	16-71-.240
1927	Fournier	10-53-.283	1955	Crowe	15-55-.281	1983	Chambliss	20-78-.280			
1928	Sisler	4-68-.340	1956	Adcock	38-103-.291	1984	Chambliss	9-44-.257			

Braves Yearly Regulars – By Position

Second Base

Year	Player	HR-RBI-AVG	Year	Player	HR-RBI-AVG	Year	Player	HR-RBI-AVG	Year	Player	HR-RBI-AVG
1901	Demontreville	5-72-.304	1929	Maguire	0-41-.252	1957	Schoendienst	6-32-.310	1985	Hubbard	5-39-.232
1902	Demontreville	0-53-.268	1930	Maguire	0-52-.267	1958	Schoendienst	1-24-.262	1986	Hubbard	4-36-.230
1903	Abbatichio	1-46-.227	1931	Maguire	0-26-.228	1959	Mantilla	3-19-.250	1987	Hubbard	5-38-.264
1904	Raymer	1-28-.210	1932	Maranville	0-37-.235	1960	Cottier	3-19-.227	1988	Gant	19-60-.259
1905	Raymer	0-31-.211	1933	Maranville	0-38-.218	1961	Bolling	15-56-.262	1989	Treadway	8-40-.277
1906	Strobel	1-24-.202	1934	McManus	8-47-.276	1962	Bolling	9-43-.271	1990	Treadway	11-59-.283
1907	Ritchey	2-51-.255	1935	Mallon	2-25-.274	1963	Bolling	5-43-.244	1991	Treadway	3-32-.320
1908	Ritchey	2-36-.273	1936	Cuccinello	7-86-.308	1964	Bolling	5-34-.199	1992	Lemke	6-26-.227
1909	Shean	1-29-.247	1937	Cuccinello	11-80-.271	1965	Bolling	7-50-.264	1993	Lemke	7-49-.252
1910	Shean	3-36-.273	1938	Cuccinello	9-76-.265	1966	Woodward	0-43-.264	1994	Lemke	3-31-.294
1911	Sweeney	3-63-.314	1939	Cuccinello	2-40-.306	1967	Woodward	0-25-.226	1995	Lemke	5-38-.253
1912	Sweeney	1-100-.344	1940	Rowell	3-58-.305	1968	Millan	1-33-.289	1996	Lemke	5-37-.255
1913	Sweeney	0-47-.257	1941	Rowell	7-60-.267	1969	Millan	6-57-.267	1997	Lemke	2-26-.245
1914	Evers	1-40-.279	1942	Sisti	4-35-.211	1970	Millan	2-37-.310	1998	Lockhart	9-37-.257
1915	Evers	1-22-.263	1943	Ryan	1-24-.212	1971	Millan	2-45-.289	1999	Boone	20-63-.252
1916	Evers	0-15-.216	1944	Ryan	4-25-.295	1972	Millan	1-38-.257	2000	Veras	5-37-.309
1917	Rawlings	2-31-.256	1945	Wietelmann	4-33-.271	1973	Johnson	43-99-.270	2001	Veras	3-25-.252
1918	Herzog	0-26-.228	1946	Ryan	1-48-.241	1974	Perez	2-34-.260	2002	Lockhart	5-32-.216
1919	Herzog	1-25-.280	1947	Ryan	5-69-.265	1975	Perez	2-34-.275	2003	Giles	21-69-.316
1920	Pick	2-28-.274	1948	Stanky	2-29-.320	1976	Gilbreath	1-32-.251	2004	Giles	8-48-.311
1921	Ford	2-61-.279	1949	Stanky	1-42-.285	1977	Gilbreath	8-43-.243	2005	Giles	15-63-.291
1922	Kopf	1-37-.266	1950	Hartsfield	7-24-.277	1978	Royster	2-35-.259	2006	Giles	11-60-.262
1923	Ford	2-50-.271	1951	Hartsfield	6-31-.271	1979	Hubbard	3-29-.231	2007	Johnson	16-68-.276
1924	Tierney	6-58-.259	1952	Dittmer	7-41-.193	1980	Hubbard	9-43-.248	2008	Johnson	12-69-.287
1925	Gautreau	0-23-.262	1953	Dittmer	9-63-.266	1981	Hubbard	6-33-.235	2009	Prado	11-49-.307
1926	Gautreau	0-8-.267	1954	O'Connell	2-37-.279	1982	Hubbard	9-59-.248	2010	Prado	15-66-.307
1927	Gautreau	0-20-.246	1955	O'Connell	6-40-.225	1983	Hubbard	12-70-.263			
1928	Hornsby	21-94-.387	1956	O'Connell	2-42-.239	1984	Hubbard	9-43-.234			

Third Base

Year	Player	HR-RBI-AVG	Year	Player	HR-RBI-AVG	Year	Player	HR-RBI-AVG	Year	Player	HR-RBI-AVG
1901	Lowe	3-47-.255	1929	Bell	9-72-.298	1957	Mathews	32-94-.292	1985	Oberkfell	3-35-.272
1902	Gremminger	1-65-.257	1930	Chatham	5-56-.267	1958	Mathews	31-77-.251	1986	Oberkfell	5-48-.270
1903	Gremminger	5-56-.264	1931	Urbanski	0-17-.238	1959	Mathews	46-114-.306	1987	Oberkfell	3-48-.280
1904	Delahanty	3-60-.285	1932	Knothe	1-36-.238	1960	Mathews	39-124-.277	1988	Oberkfell	3-49-.277
1905	Wolverton	2-55-.225	1933	Whitney	8-49-.246	1961	Mathews	32-91-.306	1989	Blausser	12-46-.270
1906	Brain	5-45-.250	1934	Whitney	12-79-.259	1962	Mathews	29-90-.265	1990	Presley	19-72-.242
1907	Brain	0-56-.279	1935	Whitney	4-60-.273	1963	Mathews	23-84-.263	1991	Pendleton	22-86-.319
1908	Sweeney	0-40-.244	1936	Coscarart	2-44-.245	1964	Mathews	23-74-.233	1992	Pendleton	21-105-.311
1909	Sweeney	1-36-.243	1937	English	2-37-.290	1965	Mathews	32-95-.251	1993	Pendleton	17-84-.272
1910	Herzog	3-32-.250	1938	Stripp	1-19-.275	1966	Mathews	16-53-.250	1994	Pendleton	7-30-.252
1911	Ingerton	5-61-.250	1939	Majeski	7-54-.272	1967	Boyer	26-90-.245	1995	C. Jones	23-86-.265
1912	McDonald	2-34-.259	1940	Sisti	6-34-.251	1968	Boyer	4-17-.227	1996	C. Jones	30-110-.309
1913	Devlin	2-48-.247	1941	Sisti	1-45-.259	1969	Boyer	14-57-.250	1997	C. Jones	21-111-.295
1914	Deal	0-23-.210	1942	Fernandez	6-55-.255	1970	Boyer	16-62-.246	1998	C. Jones	34-107-.313
1915	Smith	2-65-.264	1943	Joost	2-20-.185	1971	Evans	12-38-.242	1999	C. Jones	45-110-.319
1916	Smith	3-60-.259	1944	Phillips	1-53-.258	1972	Evans	19-71-.254	2000	C. Jones	36-111-.311
1917	Smith	2-62-.295	1945	Workman	25-87-.274	1973	Evans	41-104-.281	2001	C. Jones	38-102-.330
1918	Smith	2-65-.298	1946	Fernandez	2-42-.255	1974	Evans	25-79-.240	2002	Castilla	12-61-.232
1919	Boeckel	1-26-.249	1947	Elliott	22-113-.317	1975	Evans	22-73-.243	2003	Castilla	22-76-.277
1920	Boeckel	3-62-.268	1948	Elliott	23-100-.283	1976	Royster	5-45-.248	2004	C. Jones	30-96-.248
1921	Boeckel	10-84-.313	1949	Elliott	17-76-.280	1977	Moore	5-34-.260	2005	C. Jones	21-72-.296
1922	Boeckel	6-47-.289	1950	Elliott	24-107-.305	1978	Horne	23-63-.266	2006	C. Jones	26-86-.324
1923	Boeckel	7-79-.298	1951	Elliott	15-70-.285	1979	Horne	33-98-.314	2007	C. Jones	29-102-.337
1924	Padgett	1-46-.255	1952	Mathews	25-58-.242	1980	Horne	35-89-.268	2008	C. Jones	22-75-.364
1925	Marriott	1-40-.268	1953	Mathews	47-135-.302	1981	Horne	15-42-.277	2009	C. Jones	18-71-.264
1926	High	2-66-.296	1954	Mathews	40-103-.290	1982	Horne	32-97-.261	2010	C. Jones	10-46-.265
1927	High	4-46-.302	1955	Mathews	41-101-.289	1983	Horne	20-68-.303			
1928	Bell	10-91-.277	1956	Mathews	37-95-.272	1984	Johnson	5-30-.279			

Braves Yearly Regulars – By Position

Shortstop

Year	Player	HR-RBI-AVG	Year	Player	HR-RBI-AVG	Year	Player	HR-RBI-AVG	Year	Player	HR-RBI-AVG
1901	Long	3-68-.238	1929	Maranville	0-55-.284	1957	Logan	10-49-.273	1985	Ramirez	5-58-.248
1902	Long	2-44-.227	1930	Maranville	2-43-.281	1958	Logan	11-53-.226	1986	Ramirez	8-33-.240
1903	Aubrey	0-27-.212	1931	Maranville	0-23-.260	1959	Logan	13-50-.291	1987	Thomas	5-39-.231
1904	Abbatichio	3-54-.256	1932	Urbanski	8-46-.272	1960	Logan	7-42-.245	1988	Thomas	13-68-.252
1905	Abbatichio	3-41-.279	1933	Urbanski	0-35-.251	1961	McMillan	7-48-.220	1989	Thomas	13-57-.213
1906	Bridwell	0-22-.227	1934	Urbanski	7-53-.293	1962	McMillan	12-41-.246	1990	Blauser	8-39-.269
1907	Bridwell	0-26-.218	1935	Urbanski	4-30-.230	1963	McMillan	4-29-.250	1991	Belliard	0-27-.249
1908	Dahlen	3-48-.239	1936	Urbanski	0-26-.261	1964	Menke	20-65-.283	1992	Belliard	0-14-.211
1909	Coffey	0-20-.187	1937	Warstler	3-36-.223	1965	Woodward	0-11-.208	1993	Blauser	15-73-.305
1910	Sweeney	5-46-.267	1938	Warstler	0-40-.231	1966	Menke	15-60-.251	1994	Blauser	6-45-.258
1911	Herzog	5-41-.310	1939	Miller	4-31-.267	1967	Menke	7-39-.227	1995	Blauser	12-31-.211
1912	O'Rourke	0-16-.122	1940	Miller	14-79-.276	1968	Jackson	1-19-.226	1996	Blauser	10-35-.245
1913	Maranville	0-47-.257	1941	Miller	6-68-.239	1969	Jackson	1-27-.239	1997	Blauser	17-70-.308
1914	Maranville	4-78-.246	1942	Miller	6-47-.243	1970	Jackson	0-20-.259	1998	Weiss	0-27-.280
1915	Maranville	2-43-.244	1943	Wietelmann	0-39-.215	1971	Perez	4-32-.227	1999	Weiss	2-29-.226
1916	Maranville	4-38-.235	1944	Wietelmann	2-32-.240	1972	Perez	1-28-.228	2000	Furcal	4-37-.295
1917	Maranville	3-43-.260	1945	Culler	2-30-.262	1973	Perez	8-57-.250	2001	Furcal	4-30-.275
1918	Rawlings	0-21-.207	1946	Culler	0-33-.255	1974	Robinson	0-29-.230	2002	Furcal	8-47-.275
1919	Maranville	5-43-.267	1947	Culler	0-19-.248	1975	Blanks	3-38-.234	2003	Furcal	15-61-.292
1920	Maranville	1-43-.266	1948	Dark	3-48-.322	1976	Chaney	1-50-.252	2004	Furcal	14-59-.279
1921	Barbare	0-49-.302	1949	Dark	3-53-.276	1977	Rockett	1-24-.254	2005	Furcal	12-58-.284
1922	Ford	2-60-.272	1950	Kerr	2-46-.227	1978	Chaney	3-20-.224	2006	Renteria	14-70-.293
1923	Smith	0-40-.251	1951	Kerr	1-18-.186	1979	Frias	1-44-.259	2007	Renteria	12-57-.332
1924	Smith	2-38-.228	1952	Logan	4-42-.283	1980	Gomez	0-24-.191	2008	Escobar	10-60-.288
1925	Bancroft	2-49-.319	1953	Logan	11-73-.273	1981	Ramirez	2-20-.218	2009	Escobar	14-76-.299
1926	Bancroft	1-44-.311	1954	Logan	8-66-.275	1982	Ramirez	10-52-.278	2010	Escobar	0-19-.238
1927	Bancroft	1-31-.243	1955	Logan	13-83-.297	1983	Ramirez	7-58-.297			
1928	Farrel	3-43-.215	1956	Logan	15-46-.281	1984	Ramirez	2-48-.266			

Left Field

Year	Player	HR-RBI-AVG	Year	Player	HR-RBI-AVG	Year	Player	HR-RBI-AVG	Year	Player	HR-RBI-AVG
1901	Cooley	0-27-.258	1929	Harper	10-68-.291	1957	Covington	21-65-.284	1985	Harper	17-72-.264
1902	Cooley	0-58-.296	1930	Berger	38-119-.310	1958	Covington	24-74-.330	1986	Griffey	12-32-.308
1903	Cooley	1-70-.289	1931	Worthington	4-44-.291	1959	Covington	7-45-.279	1987	Griffey	14-64-.286
1904	Cooley	5-70-.272	1932	Worthington	8-61-.303	1960	Covington	10-35-.249	1988	James	3-30-.256
1905	Delahanty	5-55-.258	1933	Lee	1-2-.221	1961	Thomas	25-67-.284	1989	L. Smith	21-79-.315
1906	Howard	1-54-.261	1934	Lee	8-79-.292	1962	Maye	10-41-.244	1990	L. Smith	9-42-.305
1907	Randall	0-15-.213	1935	Lee	0-39-.303	1963	Maye	11-34-.271	1991	L. Smith	9-50-.275
1908	Bates	1-29-.258	1936	Lee	3-64-.253	1964	Carty	22-88-.330	1992	Gant	17-80-.259
1909	Thomas	0-11-.263	1937	Garms	2-37-.259	1965	Alou	23-78-.297	1993	Gant	36-117-.274
1910	Collins	3-40-.241	1938	West	10-63-.234	1966	Carty	15-76-.326	1994	Klesko	17-47-.278
1911	Kaiser	2-15-.203	1939	West	19-82-.285	1967	Carty	15-64-.255	1995	Klesko	23-70-.310
1912	Jackson	4-48-.262	1940	Ross	17-89-.281	1968	Lum	3-21-.224	1996	Klesko	34-93-.282
1913	Connolly	5-57-.281	1941	West	12-68-.277	1969	Gonzales	10-50-.294	1997	Klesko	24-84-.261
1914	Connolly	9-65-.306	1942	Ross	5-19-.195	1970	Carty	25-101-.366	1998	Klesko	18-70-.274
1915	Connolly	0-23-.298	1943	Nieman	7-46-.251	1971	Garr	9-44-.343	1999	Williams	17-68-.275
1916	Magee	3-54-.241	1944	Nieman	16-65-.265	1972	Garr	12-53-.325	2000	R. Sanders	11-37-.232
1917	Kelly	3-36-.222	1945	Nieman	14-56-.247	1973	Garr	11-55-.299	2001	Surhoff	10-58-.271
1918	Massey	0-18-.291	1946	Rowell	3-31-.280	1974	Garr	11-54-.353	2002	C. Jones	26-100-.327
1919	Cruise	1-21-.216	1947	Rowell	5-40-.276	1975	Garr	6-31-.278	2003	C. Jones	27-106-.305
1920	Mann	3-32-.276	1948	Heath	20-76-.319	1976	Wynn	17-66-.207	2004	Thomas	7-31-.288
1921	Cruise	8-55-.346	1949	Rickert	6-49-.292	1977	Burroughs	41-114-.271	2005	Johnson	9-40-.241
1922	Nixon	2-22-.264	1950	Gordon	27-103-.304	1978	Burroughs	23-77-.301	2006	Langerhans	6-24-.241
1923	Felix	6-44-.273	1951	Gordon	29-109-.287	1979	Matthews	27-90-.304	2007	Diaz	12-45-.338
1924	Cunningham	1-40-.272	1952	Gordon	25-75-.289	1980	Matthews	19-75-.278	2008	Blanco	1-38-.251
1925	Neis	5-45-.285	1953	Gordon	19-75-.274	1981	Linares	5-25-.265	2009	Anderson	13-61-.268
1926	Brown	2-84-.328	1954	Aaron	13-69-.280	1982	Butler	0-7-.217	2010	Cabrera	4-42-.255
1927	Brown	2-75-.306	1955	Thomson	12-56-.257	1983	Butler	5-37-.281			
1928	Brown	2-59-.268	1956	Thomson	20-74-.235	1984	Perry	7-47-.265			

Braves Yearly Regulars – By Position

Center Field

Year	Player	HR-RBI-AVG	Year	Player	HR-RBI-AVG	Year	Player	HR-RBI-AVG	Year	Player	HR-RBI-AVG
1901	Hamilton	3-38-.292	1929	Clark	1-30-.315	1957	Bruton	5-30-.278	1985	Murphy	37-111-.300
1902	Lush	2-19-.223	1930	Welsh	3-36-.275	1958	Bruton	3-28-.280	1986	Murphy	29-83-.265
1903	Dexter	3-34-.223	1931	Berger	19-84-.323	1959	Bruton	6-41-.289	1987	James	10-61-.312
1904	Geier	1-27-.243	1932	Berger	17-74-.307	1960	Bruton	12-54.286	1988	Blocker	2-10-.212
1905	Cannell	0-36-.247	1933	Berger	27-106-.313	1961	Aaron	34-120-.327	1989	McDowell	7-24-.304
1906	Bates	6-54-.252	1934	Berger	34-121-.298	1962	Aaron	45-128-.323	1990	Gant	32-84-.303
1907	Beaumont	4-62-.322	1935	Berger	34-130-.295	1963	Jones	3-22-.219	1991	Gant	32-105-.251
1908	Beaumont	2-52-.267	1936	Berger	25-91-.288	1964	Maye	10-74-.304	1992	Nixon	2-22-.294
1909	Beaumont	0-60-.263	1937	DiMaggio	13-69-.256	1965	Jones	31-75-.262	1993	Nixon	1-24-.269
1910	Beck	10-64-.275	1938	DiMaggio	14-61.228	1966	Jones	23-66-.264	1994	R. Kelly	6-24-.286
1911	Donlin	2-34-.315	1939	Cooney	2-27-.274	1967	Jones	17-50-.253	1995	Grissom	12-42-.258
1912	Campbell	3-48-.296	1940	Cooney	0-21-.318	1968	Alou	11-57-.317	1996	Grissom	23-74-.308
1913	Mann	3-51-.253	1941	Cooney	0-29-.319	1969	Alou	5-32-.282	1997	Lofton	5-48-.333
1914	Mann	4-40-.247	1942	Holmes	4-41-.278	1970	Gonzales	7-55-.265	1998	A. Jones	31-90-.271
1915	Magee	2-87-.280	1943	Holmes	5-41-.270	1971	Jackson	2-25-.258	1999	A. Jones	26-84-.275
1916	Snodgrass	1-32-.249	1944	Holmes	13-73-.309	1972	Baker	17-76-.321	2000	A. Jones	36-104-.303
1917	Powell	4-30-.270	1945	Gillenwater	7-72-.288	1973	Baker	21-99-.288	2001	A. Jones	34-104-.251
1918	Powell	0-20-.213	1946	Gillenwater	1-14-.228	1974	Office	3-31-.246	2002	A. Jones	35-94-.264
1919	Riggert	4-17-.283	1947	Hopp	2-32-.288	1975	Office	3-30-.290	2003	A. Jones	36-116-.277
1920	Powell	6-29-.225	1948	McCormick	1-39-.303	1976	Office	4-34-.281	2004	A. Jones	29-91-.261
1921	Powell	12-74-.306	1949	Russell	8-54-.231	1977	Office	5-39-.241	2005	A. Jones	51-128-.263
1922	Powell	6-37-.296	1950	Jethroe	18-58-.273	1978	Office	9-40-.250	2006	A. Jones	41-129-.262
1923	Powell	4-38-.302	1951	Jethroe	18-65-.280	1979	Bonnell	12-45-.259	2007	A. Jones	26-94-.222
1924	Wilson	1-15-.237	1952	Jethroe	13-58-.232	1980	Murphy	33-89-.281	2008	Kotsay	6-37-.289
1925	Felix	2-66-.307	1953	Bruton	1-41-.250	1981	Murphy	13-50-.247	2009	McLouth	11-36-.257
1926	Smith	3-57-.278	1954	Bruton	4-30-.284	1982	Murphy	36-109-.281	2010	McLouth	6-24-.190
1927	Welsh	9-54-.288	1955	Bruton	7-47-.275	1983	Murphy	36-121-.302			
1928	Smith	1-32-.280	1956	Bruton	8-56-.272	1984	Murphy	36-100-.290			

Right Field

Year	Player	HR-RBI-AVG	Year	Player	HR-RBI-AVG	Year	Player	HR-RBI-AVG	Year	Player	HR-RBI-AVG
1901	Slagle	0-7-.271	1929	Richbourg	3-56-.305	1957	Aaron	44-132-.322	1985	Washington	15-43-.276
1902	Carney	2-65-.257	1930	Richbourg	3-54-.304	1958	Aaron	30-95-.326	1986	Moreno	4-27-.234
1903	Carney	2-65-.270	1931	Schulmerich	2-43-.309	1959	Aaron	39-123-.355	1987	Murphy	44-105-.295
1904	Cannell	0-18-.234	1932	Schulmerich	11-57-.260	1960	Aaron	40-126-.292	1988	Murphy	24-77-.226
1905	Dolan	3-48-.275	1933	Moore	8-70-.302	1961	Maye	14-41-.271	1989	Murphy	20-84-.228
1906	Dolan	0-39-.248	1934	Thompson	0-37-.265	1962	Jones	10-36-.255	1990	Murphy	17-55-.232
1907	Bates	2-49-.260	1935	Moore	4-42-.275	1963	Aaron	44-130-.319	1991	Justice	21-87-.275
1908	Browne	1-34-.228	1936	Moore	13-67-.290	1964	Aaron	24-95-.328	1992	Justice	21-72-.256
1909	Becker	6-24-.246	1937	Moore	16-70-.283	1965	Aaron	32-89-.318	1993	Justice	40-120-.270
1910	Miller	3-55-.286	1938	Cooney	0-17-.271	1966	Aaron	44-127-.279	1994	Justice	19-59-.313
1911	Miller	7-91-.333	1939	Earms	2-37-.298	1967	Aaron	39-109-.307	1995	Justice	24-78-.253
1912	Titus	2-48-.325	1940	West	7-72-.261	1968	Aaron	29-86-.287	1996	Dye	12-37-.281
1913	Titus	5-38-.297	1941	Moore	5-43-.272	1969	Aaron	44-97-.300	1997	Tucker	14-56-.283
1914	Gilbert	5-25-.268	1942	Warer	1-39-.258	1970	Aaron	38-118-.298	1998	Tucker	13-46-.244
1915	Moran	0-21-.200	1943	Workman	10-67-.249	1971	Lum	13-55-.269	1999	Jordan	23-115-.283
1916	Wilhoit	2-38-.230	1944	Workman	11-53-.208	1972	Lum	9-38-.228	2000	Jordan	17-77-.264
1917	Rehg	1-31-.270	1945	Holmes	28-117-.352	1973	Aaron	40-96-.301	2001	Jordan	25-97-.295
1918	Wickland	4-32-.262	1946	Holmes	6-79-.310	1974	Baker	20-69-.256	2002	Sheffield	25-84-.307
1919	Powell	2-33-.236	1947	Holmes	9-53-.309	1975	Baker	19-72-.261	2003	Sheffield	39-132-.330
1920	Cruise	1-21-.278	1948	Holmes	6-61-.325	1976	Henderson	13-61-.262	2004	Drew	31-93-.305
1921	Southworth	7-79-.308	1949	Holmes	8-59-.266	1977	Matthews	17-64-.283	2005	Francoeur	14-45-.300
1922	Cruise	4-46-.278	1950	Holmes	9-51-.298	1978	Matthews	18-62-.285	2006	Francoeur	29-103-.260
1923	Southworth	6-78-.319	1951	Marshall	11-62-.281	1979	Burroughs	11-47-.224	2007	Francoeur	19-105-.293
1924	Stengel	5-39-.280	1952	Thorpe	3-26-.260	1980	Burroughs	13-51-.278	2008	Francoeur	11-71-.239
1925	Welsh	7-63-.312	1953	Pafko	17-72-.297	1981	Washington	5-37-.291	2009	Francoeur	5-35-.250
1926	Welsh	2-66-.296	1954	Pafko	14-69-.286	1982	Washington	16-80-.266	2010	Heyward	18-72-.277
1927	Richbourg	2-34-.309	1955	Aaron	27-106-.314	1983	Washington	9-44-.278			
1928	Richbourg	2-52-.337	1956	Aaron	26-92-.328	1984	Washington	17-61-.286			

Braves Who Homered From Both Sides Of The Plate

Player	Date	Pitchers	Inning	On
Jim Russell	June 7, 1948 at Chicago	Dutch McCall	5	2
		Ralph Miller	9	0
Chipper Jones	May 1, 1999 vs. Cincinnati	Pete Harnisch	4	0
		Gabe White	8	0
Chipper Jones	August 1, 1999 vs. Philadelphia	Randy Wolf	1	1
		Steve Schrenk	4	0
Chipper Jones	September 21, 1999 vs. New York	Rick Reed	1	0
		Dennis Cook	8	0
Chipper Jones	May 14, 2000 at Philadelphia	Paul Byrd	1	1
		Trevor Miller	7	0
Chipper Jones	July 5, 2000 vs. Montreal	Javier Vazquez	4	0
		Steve Kline	9	0
Rafael Furcal	April 15, 2005 at Philadelphia	Pedro Liriano	6	0
		Aaron Fultz	8	0
Rafael Furcal	July 31, 2005 vs. Pittsburgh	Josh Fogg	5	0
		John Grabow	7	0
Chipper Jones	July 5, 2007 at Los Angeles (NL)	Eric Stults	6	0
		Chin-hui Tsao	8	0
Mark Teixeira	June 22, 2008 vs. Seattle	Carlos Silva	2	0
		Carlos Silva	4	0
		Ryan Rowland-Smith	7	0
Mark Teixeira	July 20, 2008 vs. Washington	Odalis Perez	3	0
		Jesus Colome	9	0

Information provided by David Vincent, SABR

Atlanta Braves Inside-The-Park Home Runs (since 1966)

Date	Player	Opponent	Game Site	Inning
May 29, 1966	Eddie Mathews	vs. Chicago	Chicago	9th
May 10, 1967	Hank Aaron	vs. Philadelphia	Philadelphia	8th
April 17, 1969	Sonny Jackson	vs. Houston	Houston	4th
July 7, 1973	Ralph Garr	vs. New York	New York	7th
July 16, 1973	Marty Perez	vs. New York	Atlanta	3rd
August 5, 1973	Paul Casanova	vs. San Diego	Atlanta	6th
June 6, 1976	Tom Paciorek	vs. Montreal	Montreal	6th
May 1, 1979	Gary Matthews	vs. Pittsburgh	Pittsburgh	9th
May 6, 1984	Dale Murphy	vs. Montreal	Montreal	9th
September 25, 1984	Brad Komminsk	vs. Cincinnati	Cincinnati	8th
July 28, 1985	Paul Runge	vs. Philadelphia	Philadelphia	7th
August 6, 1989	Jeff Treadway	vs. Cincinnati	Cincinnati	7th
July 20, 1991	Ron Gant	vs. St. Louis	St. Louis	9th
August 23, 1992	Jeff Blauser	vs. St. Louis	Atlanta	7th
July 26, 1993	Deion Sanders	vs. Colorado	Colorado	3rd
July 27, 1993	Fred McGriff	vs. Colorado	Colorado	6th
May 27, 1997	Kenny Lofton	vs. San Diego	San Diego	5th
October 7, 2001	Wes Helms	vs. Florida	Atlanta	5th

Braves Miscellaneous Home Run Leaders

Grand Slams - Career

16	Hank Aaron
9	Joe Adcock
8	Eddie Mathews
7	Javy Lopez
7	Brian McCann
6	Wally Berger
6	Ryan Klesko
6	Chipper Jones

Grand Slams - Season

4	Sid Gordon	1950
3	Wally Berger	1935
3	Del Crandall	1955
3	Hank Aaron	1962
3	Chipper Jones	1997
2	31 times	
Last: Brooks Conrad and Brian McCann, 2010		

Pinch HRs - Career

7	Joe Adcock
6	Mike Lum
6	Tommy Gregg
5	Butch Nieman
5	Dwight Smith
5	Javy Lopez
5	Keith Lockhart

Pinch HRs - Season

5	Butch Nieman	1945
4	Tommy Gregg	1990
3	Jim Breazeale	1972
3	Jim Wynn	1976
3	Mike Lum	1979
3	Jeff Burroughs	1980
3	Graig Nettles	1987
3	Dwight Smith	1996
3	Greg Norton	2008

Leadoff HRs - Career

17	Felipe Alou
12	Rafael Furcal
10	Bill Bruton
10	Claudell Washington
9	Ralph Garr
9	Ron Gant
9	Marquis Grissom

Leadoff HRs - Season

7	Marquis Grissom	1996
5	Felipe Alou	1965
5	Felipe Alou	1966
5	Felipe Alou	1967
5	Claudell Washington	1984
4	Ralph Garr	1974
4	Dion James	1987
4	Rafael Furcal	2002
4	Rafael Furcal	2003

Extra-Inning HRs - Career

13	Hank Aaron
9	Chipper Jones
8	Andruw Jones
6	Wally Berger
6	Eddie Mathews
6	Joe Torre
5	Dale Murphy

Extra-Inning HRs - Season

4	Chipper Jones	1999
3	Terry Harper	1985
2	23 times	
Last: Scott Thorman, 2007		

Home HRs - Season

31	Hank Aaron	1971
27	Jeff Burroughs	1977
26	Davey Johnson	1973
26	Javy Lopez	2003
25	Bob Horner	1982
25	Dale Murphy	1987
25	Chipper Jones	1999

Road HRs - Season

30	Eddie Mathews	1953
30	Andruw Jones	2005
28	Andres Galarraga	1998
27	Hank Aaron	1962
26	Hank Aaron	1957
26	Eddie Mathews	1959
25	Hank Aaron	1963

HRs as DH - Career

7	Chipper Jones
2	Greg Colbrunn
1	Ryan Klesko
1	Julio Franco

HRs as DH - Season

3	Chipper Jones	2004
---	---------------	------

Most HRs as a Rookie

38	Wally Berger (151 g)	1930
33	Earl Williams (145 g)	1971
28	David Justice (127 g)	1990
25	Eddie Mathews (145 g)	1952
23	Bob Horner (89 g)	1978
23	Chipper Jones (140 g)	1995
22	Rico Carty (133 g)	1964
19	Ron Gant (146 g)	1988
18	Sam Jethroe (141 g)	1950
18	Andruw Jones (153 g)	1996
18	Jason Heyward (142 g)	2010
17	Chet Ross (149 g)	1940
17	Dusty Baker (127 g)	1972
17	Ryan Klesko (92 g)	1994

Most Homers - Month

15	Joe Adcock	July 1956
14	Bob Horner	July 1980
14	Eddie Mathews	Aug. 1956
13	Eddie Mathews	July 1954
13	Ozzie Virgil	May 1987
13	Andruw Jones	June 2005
12	Eddie Mathews	June 1955
12	Hank Aaron	July 1961
12	Frank Thomas	Aug. 1961
12	Davey Johnson	Aug. 1973

Most Homers by Month

<i>April</i>	10	Ryan Klesko, 1996
	10	A. Galarraga, 1998
	10	A. Galarraga, 2000
<i>May</i>	13	Ozzie Virgil, 1987
<i>June</i>	13	Andruw Jones, 2005
<i>July</i>	15	Joe Adcock, 1956
<i>August</i>	14	Eddie Mathews, 1954
<i>Sept.</i>	11	Eddie Mathews, 1959

Youngest to Homer

<i>Boston</i>	18.169	Lew Brown	1876
<i>Milwaukee</i>	18.328	Bill Southworth	1964
<i>Atlanta</i>	19.115	Andruw Jones	1996

Oldest to Homer

<i>Boston</i>	40.108	Babe Ruth	1935
		(three-homer game)	
<i>Milwaukee</i>	43.090	Warren Spahn	1964
<i>Atlanta</i>	46.355	Julio Fanco	2005

Information provided by David Vincent, SABR

Atlanta Year-By-Year Team Fielding Totals

Year	Pct.	G	PO	A	E	TC	DP	TP	PB
1966	.976	163	4408	1734	154	6296	139	0	27
1967	.978	162	4362	1801	138	6301	148	0	42
1968	.980	163	4423	1803	125	6351	139	0	14
1969	.981	162	4335	1635	115	6085	114	1	31
1970	.977	162	4292	1684	141	6117	118	0	30
1971	.977	162	4424	1814	146	6384	180	0	33
1972	.974	155	4131	1633	156	5920	130	0	36
1973	.974	162	4386	1809	166	6361	142	0	23
1974	.979	163	4423	1822	132	6377	161	0	31
1975	.972	161	4290	1877	175	6342	147	0	35
1976	.973	162	4314	1820	167	6301	151	0	38
1977	.972	162	4336	1705	175	6216	127	0	34
1978	.975	162	4321	1739	153	6213	126	1	32
1979	.970	160	4223	1781	183	6187	139	0	25
1980	.975	161	4284	1950	162	6396	156	0	14
1981	.976	107	2904	1284	102	4290	93	0	10
1982	.979	162	4389	1922	137	6448	186	0	13
1983	.978	162	4322	1850	137	6309	176	0	6
1984	.978	162	4341	1963	139	6443	153	0	7
1985	.976	162	4372	2028	159	6559	197	0	8
1986	.978	161	4274	2026	141	6441	181	1	11
1987	.982	161	4283	1921	116	6320	170	0	11
1988	.975	160	4338	1789	151	6278	138	0	9
1989	.976	161	4343	1722	152	6217	124	0	14
1990	.974	162	4289	1735	158	6182	133	0	15
1991	.978	162	4358	1834	138	6330	122	0	14
1992	.982	162	4380	1703	109	6192	121	0	13
1993	.983	162	4365	1769	108	6242	146	0	13
1994	.982	114	3079	1232	81	4392	85	0	11
1995	.982	144	3875	1569	100	5544	113	0	8
1996	.980	162	4407	1808	130	6345	143	0	11
1997	.982	162	4397	1669	114	6180	136	0	11
1998	.985	162	4316	1681	91	6088	139	0	13
1999	.982	162	4413	1657	111	6181	127	0	10
2000	.979	162	4321	1735	129	6185	138	1	9
2001	.983	162	4342	1636	103	6081	133	0	9
2002	.982	161	4402	1822	114	6338	170	0	12
2003	.981	162	4369	1884	121	6374	166	1	7
2004	.981	162	4350	1791	116	6257	171	1	10
2005	.986	162	4331	1803	86	6220	170	0	8
2006	.984	162	4324	1608	99	6031	146	0	8
2007	.983	162	4369	1657	107	6133	141	0	10
2008	.983	162	4322	1791	107	6220	149	0	14
2009	.985	162	4388	1714	96	6198	159	0	12
2010	.980	162	4318	1770	126	6214	166	0	6

Highest Fielding Average – Season, 100 or More Games

Boston	Name	Year	Pct.
First Baseman	Walter Holke	1921	.997
Second Baseman	Edward Stanky	1949	.979
Third Baseman	Arthur Whitney	1934	.968
Shortstop	Edward Miller	1942	.983
Outfielder	Willard Marshall	1951	1.000
Catcher	Raymond Berres	1941	.995
Pitcher*	James Turner	1938	1.000

Milwaukee	Name	Year	Pct.
First Baseman	Joe Adcock	1962	.997
Second Baseman	Frank Bolling	1962	.989
Third Baseman	Eddie Mathews	1963	.968
Shortstop	Woody Woodward	1965	.977
Outfielder	Billy Bruton	1959	.991
Catcher	Del Crandall	1956	.996
Pitcher*	Warren Spahn	1957	1.000

Atlanta	Name	Year	Pct.
First Baseman	Mark Teixeira	2008	.998
Second Baseman	Mark Lemke	1994	.994
Third Baseman	Vinny Castilla	2002	.982
Shortstop	Rafael Furcal	2005	.981
Outfielder	Marquis Grissom	1996	.997
Catcher	Johnny Estrada	2005	.998
Pitcher*	Phil Niekro	1974	1.000
	Phil Niekro	1975	1.000
	Phil Niekro	1977	1.000
	Tom Glavine	1991	1.000
	Greg Maddux	1995	1.000
	Tom Glavine	2002	1.000
	Tim Hudson	2007	1.000

*Minimum 60 total chances for pitchers.

Assisting As Needed

Top single-season and career assist totals, by position, in Atlanta history (since 1966):

Season				Career		
Position	Name	Year	Assists	Position	Name	Assists
First Base	Chris Chambliss	1982	138	First Base	Chris Chambliss	523
Second Base	Glenn Hubbard	1985	539	Second Base	Glenn Hubbard	4045
Third Base	Darrell Evans	1975	381	Third Base	Chipper Jones	3089
Shortstop	Rafael Ramirez	1982	528	Shortstop	Rafael Ramirez	2739
Outfield	Andruw Jones	1998	20	Outfield	Andruw Jones	111
Outfield	Jeff Francoeur	2007	19	Outfield	Dale Murphy	102
Outfield	Jimmy Wynn	1976	17	Outfield	Hank Aaron	68
Outfield	Ralph Garr	1971	15	Catcher	Bruce Benedict	577
Outfield	Dale Murphy	1988	15	Pitcher	Phil Niekro	754
Catcher	Ozzie Virgil	1986	93			
Pitcher	Greg Maddux	1996	71			

Atlanta Braves Club Records (Since 1966)

Atlanta General Club Records

Season

Highest home attendance, season	3,884,720 in 1993
Highest road attendance, season	2,944,157 in 1993
Most games played, season	163 in 1966, 1968, 1974
Most games won, season	106 in 1998
Most games lost, season	106 in 1988
Most games won, month	21, May, 1998
Most games lost, month	21, May, 1976; June, 2006
Most games won, home	56 in 1996, 1998, 1999
Most victories over one club, season	17, vs. San Diego, 1974
Most losses to one club, season	16, vs. Cincinnati, 1980
Games won, vs. NL teams	3,498 in 45 seasons
Games lost, vs. NL teams	3,281 in 45 seasons
Games won, vs. AL teams	119, in 14 seasons
Games lost, vs. AL teams	102, in 14 seasons
Times League champions	5 (Last: 1999)
Times Division champions	16 (Last: 2005)
Times Wild Card champions	1 (Last: 2010)
Last place finishes	5
Highest percentage, games won, season	.654 in 1998 (106-56)
Lowest percentage, games won, season	.338 in 1988 (54-106)
Most shutouts won, season	24 in 1992
Most shutouts lost, season	24 in 1978
Most 1-0 shutouts won, season	7 in 1974
Most 1-0 shutouts lost, season	4 in 1988, 1989
Most consecutive games won	15, April 16-May 2, 2000
Most consecutive games lost	17, April 23-May 11, 1977
Most consecutive victories, home	12, April 9-May 2, 2000
Most consecutive victories, road	10, July 9-22, 1992; April 4-17, 1994
Most consecutive losses, home	9, September 15-October 1, 1967; August 14-September 3, 1983; April 5-22, 1988
Most consecutive losses, road	10, July 25-August 13, 1982; August 31-September 14, 1996

Game

Longest 1-0 game won	13 innings, vs. St. Louis, May 16, 1997
Longest 1-0 game lost	13 innings, vs. Los Angeles, May 18, 1974; vs. St. Louis, May 20, 1989
Shortest game by time	1:16, vs. San Diego, April 27, 1997 (5 innings)
Shortest game by time, nine innings	1:33 at St. Louis, July 13, 1972; at San Diego, April 20, 1978
Longest game by time	6:10, vs. New York, July 4, 1985 (19 innings)
Longest game by time, nine innings	4:15, vs. San Diego, August 18, 1983
Longest game by innings, road	20, vs. Philadelphia, May 4, 1973
Longest game by innings, home	19, vs. New York, July 4, 1985

Longest Braves Games By Inning (Since 1966)

20 innings

May 4, 1973 at Philadelphia -- PHI 5, ATL 4

19 innings

July 4, 1985 at Atlanta -- NY 16, ATL 13

May 14, 1988 at St. Louis -- ATL 7, STL 5

18 innings

Sept. 6, 1984 at Los Angeles -- ATL 3, LA 2

June 11, 1985 at Atlanta -- PSF 5, ATL 4

August 3, 1996, at Los Angeles -- ATL 5, LA 3

*October 9, 2005, at Houston -- HOU 7, ATL 6

**Division Series*

17 innings

May 2, 1968 at Los Angeles -- LA 2, ATL 1

August 5, 1971 at Atlanta -- ATL 2, NY 1

September 28, 1988 at Atlanta -- ATL 4, HOU 3

July 28, 1989 at Atlanta -- CIN 3, ATL 2

July 6, 2008 at Atlanta -- ATL 7, HOU 6

16 innings

August 11, 1967 at Atlanta -- ATL 6, HOU 5

May 17, 1968 at New York -- ATL 3, NY 1

May 23, 1987 at Chicago -- CHI 7, ATL 6

August 8, 1988 at Atlanta -- SD 5, ATL 4

May 6, 1992 at Pittsburgh -- PIT 4, ATL 3

May 7, 2002 at Atlanta -- LA 6, ATL 5

Atlanta Braves Club Records, Continued

Atlanta Team Batting Records

Season

Most at-bats	.5,689 in 2007
Most runs	.907 in 2003
Fewest runs	.514 in 1968
Most runs per game	.5.60 in 2003
Fewest runs per game	.3.15 in 1968
Most opponent runs	.895 in 1977
Most hits	.1,608 in 2003
Most singles	.1,109 in 1968
Most doubles	.328 in 2007
Fewest doubles	.170 in 1976
Most triples	.48 in 1992
Fewest triples	.17 in 1972
Most home runs	.235 in 2003
Fewest home runs	.80 in 1968
Most home runs, Atlanta-Fulton County Stadium, Braves & opponent	.211 in 1970
Most home runs, Turner Field, Braves & opponent	.195 in 2006
Most grand slams	.12 in 1997
Most pinch-homers	.10 in 2010
Most total bases	.2,696 in 2003
Most extra-base hits	.587 in 2003
Most sacrifice hits	.109 in 1974
Most sacrifice flies	.52 in 1997
Most stolen bases	.165 in 1991
Fewest stolen bases	.47 in 1972
Most caught stealing	.88 in 1983
Fewest caught stealing	.32 in 2004
Most bases on balls	.641 in 1987
Fewest bases on balls	.414 in 1968
Most strikeouts	.1,169 in 2006
Fewest strikeouts	.665 in 1969
Most hit by pitch	.61 in 1998
Fewest hit by pitch	.17 in 1977, 1983
Most runs batted in	.872 in 2003
Highest batting average	.284 in 2003
Lowest batting average	.234 in 1989
Highest slugging percentage	.475 in 2003
Lowest slugging percentage	.334 in 1976
Highest on-base percentage	.349 in 2003
Lowest on-base percentage	.297 in 1989
Most ground into double plays	.154 in 1985
Fewest ground into double plays	.82 in 1992
Most left on base	.1,230 in 2004
Fewest left on base	.1,038 in 1988
Most .300 hitters	.3 in 1966, 1970, 1996, 2000, 2003
Most consecutive games, one or more homers	.25, (43 homers), 1998*tml

Game

Most runs	.20, vs. Florida, October 5, 2001; at Colorado, April 18, 1999
Most runs, shutout	.18, vs. Florida, October 3, 1999
Most runs, inning	.13, vs. Houston, September 20, 1972 (2nd inning)
Most hits	.25, vs. Cincinnati, May 1, 1985
Most doubles	.9, at Philadelphia, May 3, 1986; vs. San Francisco, August 18, 1998
Most home runs	.8, at Chicago, May 28, 2006
Most extra-base hits	.12, at Boston, May 19 [2], 2007
Most total bases	.46 at Chicago, April 15, 1994
Most left on base	.27, vs. Philadelphia, May 4, 1973 (20 innings)
Most left on base, nine innings	.18, vs. Los Angeles, June 23, 1986
Most stolen bases	.8, vs. New York, July 16, 1988; at Montreal, June 16, 1991
Most grand slams	.2, vs. San Francisco, July 3, 1966; vs. Houston, May 2, 1987; vs. Philadelphia, July 14, 1997
Most times struck out	.19, at Cincinnati, October 1, 1978 (14 innings)
Most times struck out, nine innings	.18, June 4, 1990 at LA; May 16, 2004 at MIL; May 22, 2006 at SD

Atlanta Braves Club Records, Continued

Atlanta Team Pitching Records

Season

Lowest ERA	2.92 in 1968
Highest ERA	4.85 in 1977
Most runs allowed	.895 in 1977
Fewest runs allowed	.549 in 1968
Most runs allowed per game	.552 in 1977
Fewest runs allowed per game	.337 in 1968
Most innings pitched	1474.1 in 1974
Fewest innings pitched	1407.2 in 1979
Most hits allowed	1581 in 1977
Fewest hits allowed	1291 in 1988
Most shutouts	.24 in 1992
Fewest shutouts	.3 in 1979
Most bases on balls allowed	.701 in 1977
Fewest bases on balls	.362 in 1968
Most strikeouts	1,245 in 1996*
Fewest strikeouts	.696 in 1980
Most home runs allowed	.185 in 1970
Fewest home runs allowed	.86 in 1976
Most complete games	.46 in 1974
Fewest complete games	.1 in 2007
Most saves	.57 in 2002
Fewest saves	.22 in 1974
Most consecutive shutouts	.3, April 27-29, 1992 (Combined, Glavine, Smoltz); June 21-24, 1992 (Combined, Glavine, Smoltz)
Most consecutive scoreless innings	.36, 4th inning 4/26 - 3rd inning, 5/1/92
Most wild pitches	.83 in 1966

Game

Most runs allowed	.23, to Cincinnati, April 25, 1977; to San Francisco, June 8, 1990
Most runs allowed, shutout	.19, to Montreal, July 30, 1978
Most wild pitches	.6, vs. Houston, August 4, 1979

Atlanta Team Fielding Records

Season/Game/Inning

Most putouts	4,424 in 1971
Fewest putouts	4,223 in 1979
Most assists	2,028 in 1985
Fewest assists	1,633 in 1972
Most chances accepted	6,559 in 1985
Fewest chances accepted	5,764 in 1972
Most errors	183 in 1979
Fewest errors	.86 in 2005
Most errorless games	.97 in 2005
Most consecutive errorless games	.11 in 2005 (May 24-June 4)
Most double plays	.197 in 1985
Fewest double plays	.114 in 1969
Most consecutive games making a double play	.15 (20 DPs) in 1982 (May 21-June 8)
Most passed balls	.42 in 1967*tmnl
Fewest passed balls	.6 in 1983, 2010
Highest fielding average	.986 in 2005
Lowest fielding average	.970 in 1979
Most errors, game	.7, vs. Philadelphia, July 22, 1973 (2nd game); at Colorado, May 2, 2004
Most double plays, game	.7, vs. Cincinnati, June 27, 1982 (14 innings)*tmnl
Most double plays, nine innings	.5, six times; last: at Florida, April 14, 2002
Most errors, inning	.4, vs. San Francisco, June 13, 1989 (3rd); vs. S.D., Sep. 16, 1990 (2nd)

Atlanta Braves Club Records, Continued

Atlanta Individual Batting Records

Career

Most years appeared, non-pitcher	18, Chipper Jones
Most games	2,261, Chipper Jones
Most consecutive games	740, Dale Murphy (9/25/81-7/8/86)
Most at-bats	8,142, Chipper Jones
Most runs	1,505, Chipper Jones
Most hits	2,490, Chipper Jones
Most singles	1,524, Chipper Jones
Most doubles	493, Chipper Jones
Most triples	40, Ralph Garr
Most home runs, righthander	371, Dale Murphy
Most home runs, lefthander	160, David Justice
Most home runs, switch-hitter	436, Chipper Jones (99 from right side, 337 from left side)
Most RBI	1,491 Chipper Jones
Most grand slams	7, Hank Aaron, Javy Lopez
Most total bases	4,365, Chipper Jones
Most extra-base hits	966, Chipper Jones
Highest batting average	.317, Ralph Garr
Highest slugging average	.567, Hank Aaron
Highest on-base percentage	.405, Chipper Jones
Most stolen bases	174, Jerry Royster
Most bases on balls	1,404, Chipper Jones
Most bases on balls, intentional	152, Dale Murphy
Most strikeouts	1,581, Dale Murphy
Most sacrifice hits	171, Tom Glavine
Most sacrifice flies	85, Chipper Jones
Most hit by pitch	75, Jeff Blauser
Most grounded into double plays	228, Chipper Jones

Season

Most games	162, Felix Millan, 1969; Dale Murphy, 1982-85; Andruw Jones, 1999; Jeff Francoeur, 2006-07
Most at-bats	671, Marquis Grissom, 158 games, 1996
Most runs	131, Dale Murphy, 162 games, 1983
Most hits	219, Ralph Garr, 154 games, 1971
Most consecutive games hit safely	31, Rico Carty, 1970
Most consecutive games hit safely to begin a season	23, Edgar Renteria, 2006
Most consecutive at-bats with a hit	10, Matt Diaz, August 12-14, 2006 (in 10 plate appearances)
Most singles	180, Ralph Garr, 154 games, 1971
Most doubles	49, Marcus Giles, 145 games, 2003
Most triples	17, Ralph Garr, 143 games, 1974
Most home runs, righthander	51, Andruw Jones, 160 games, 2005
Most home runs, lefthander	41, Darrell Evans, 161 games, 1973
Most home runs, switch hitter	45, Chipper Jones, 157 games, 1999
Most home runs, home	31, Hank Aaron, 1971
Most home runs, road	30, Andruw Jones, 2005
Most home runs, month	14, Bob Horner, July 1980
Most home runs, rookie	33, Earl Williams, 145 games, 1971
Most two-homer games	8, Andres Galarraga, 1998; Javy Lopez, 2003
Most grand slams	3, Chipper Jones, 157 games, 1997
Most total bases	359, Chipper Jones, 157 games, 1999
Most pinch-hits	20, Chris Chambliss, 97 games, 1986
Most consecutive pinch-hits	5, Rowland Office, 1975; Matt Diaz, 2006
Most extra-base hits	87, Chipper Jones, 157 games, 1999
Most sacrifice hits	20, Rod Gilbreath, 116 games, 1976; Glenn Hubbard, 145 games, 1982
Most sacrifice flies	10, Bob Horner, 141 games, 1986; Gerald Perry, 141 g, 1988; Chipper Jones, 156 g, 2000
Most times grounded into double plays	24, Dale Murphy, 1988; Andruw Jones, 2004; Yunel Escobar, 2008
Most stolen bases	72, Otis Nixon, 124 games, 1991
Most caught stealing	23, Brett Butler, 151 games, 1983
Most bases on balls	127, James Wynn, 148 games, 1976
Most bases on balls, intentional	29, Dale Murphy, 1987
Most consecutive games, bases on balls	16, Chipper Jones, 1999
Most consecutive games, reached base safely	52, Gary Sheffield, 2002

Atlanta Braves Club Records, Continued

Atlanta Individual Batting Records, continued

Most strikeouts	147, Andruw Jones, 154 games, 2004
Fewest strikeouts	35, Felix Millan, 162 games, 1969
Most hit by pitch	25, Andres Galarraga, 153 games, 1998
Most RBI	132, Gary Sheffield, 155 games, 2003
Most consecutive games with RBI	9, Andruw Jones, April 29-May 8, 2003
Highest batting average	.366, Rico Carty, 136 games, 1970
Highest slugging average	.669, Hank Aaron, 139 games, 1971
Highest on-base percentage	.470, Chipper Jones, 128 games, 2008

Game

Most runs	5, Chipper Jones, August 30, 1997 & July 3, 2001
Most hits	6, Felix Millan 7/6/70 vs. San Francisco; Willie Harris, 7/21/07 vs. St. Louis
Most doubles	4, Marcus Giles, 7/27/03 at Montreal; Adam LaRoche, 5/15/04 at Milwaukee,*tml
Most triples	3, Rafael Furcal vs. Florida, April 21, 2002*tml
Most home runs	4, Bob Horner vs. Montreal, July 6, 1986*t
Most RBI	9, Tony Cloninger vs. San Francisco, July 3, 1966
Most grand slams	2, Tony Cloninger vs. San Francisco, July 3, 1966*t
Most stolen bases	6, Otis Nixon vs. Montreal, June 16, 1991*t
Most bases on balls	5, Dale Murphy vs. New York, April 22, 1983 & vs. Chicago, May 23, 1987*tml

Inning

Most home runs	2, Dale Murphy vs. San Francisco, July 27, 1989*t
Most RBI	6, Dale Murphy vs. San Francisco, July 27, 1989
Most stolen bases	2, 55 times, Last: Rafael Furcal, June 12, 2005 vs. Oakland, 1st inning (2nd & 3rd)

Atlanta Individual Pitching Records

Career

Most years	19, Phil Niekro & John Smoltz
Most games	708, John Smoltz
Most games started	594, Phil Niekro
Most complete games	226, Phil Niekro
Most innings pitched	4,533, Phil Niekro
Highest winning percentage	.688 (194-88), Greg Maddux
Most games won	266, Phil Niekro
Most 20-win seasons	5, Tom Glavine
Most games lost	227, Phil Niekro
Most saves	154, John Smoltz
Most bases on balls	1,425, Phil Niekro
Most bases on balls, intentional	110, Tom Glavine
Most strikeouts	3,011, John Smoltz
Most shutouts	43, Phil Niekro
Most runs	1,880, Phil Niekro
Most earned runs	1,613, Phil Niekro
Lowest ERA	2.63, Greg Maddux
Most hits	4,136, Phil Niekro
Most home runs	386, Phil Niekro
Most balks	35, Phil Niekro
Most sacrifice hits allowed	193, Phil Niekro
Most sacrifice flies allowed	87, Tom Glavine
Most batters hit by pitch	104, Phil Niekro
Most wild pitches	190, Phil Niekro

Season

Most games pitched	87, Peter Moylan, 2009
Most games started	44, Phil Niekro, 1979
Most complete games	23, Phil Niekro, 1979
Most games finished	68, John Smoltz, 2002
Most innings pitched	342, Phil Niekro, 1979
Highest winning percentage	.905 (19-2), Greg Maddux, 1995
Highest winning percentage, starter (min. 20 dec.)	.905 (19-2), Greg Maddux, 1995*

Atlanta Braves Club Records, Continued

Atlanta Individual Pitching Records, continued

Most games won, righthander	.24, John Smoltz, 1996
Most games won, lefthander	.22, Tom Glavine, 1993
Most games lost	.20, Phil Niekro, 1977, 1979
Most games lost, relief pitcher	.16, Gene Garber, 1979
Longest winning streak	.14 games, John Smoltz, 1996
Longest losing streak	.9 games, Tommy Boggs, 1981; Marty Clary, 1990
Most saves	.55, John Smoltz, 2002*nl
Most bases on balls	.164, Phil Niekro, 1977
Most bases on balls, intentional	.16, Gene Garber, 1982
Lowest ERA (min. 162 IP)	.1.56, Greg Maddux, 202.0 IP, 1994
Most strikeouts	.276, John Smoltz, 1996
Most shutouts	.6, Phil Niekro, 1974
Most 1-0 shutouts won	.3, Charlie Leibrandt, 1992
Most runs allowed	.166, Phil Niekro, 1977
Most earned runs allowed	.148, Phil Niekro, 1977
Most hits allowed	.315, Phil Niekro, 1977
Most hit batsmen	.13, Phil Niekro, 1978
Most wild pitches	.27, Tony Cloninger, 1966
Most home runs allowed	.41, Phil Niekro, 1979
Most sacrifice hits allowed	.21, Tom Glavine, 1990
Most sacrifice flies allowed	.12, Tony Cloninger, 1966; Carl Morton, 1974
Most balks	.8, Rick Mahler, 1988

Game

Most strikeouts	.15, John Smoltz vs. Montreal, May 24, 1992; John Smoltz vs. New York, April 10, 2005
Most wild pitches	.6, Phil Niekro vs. Houston, August 4, 1979*tml

Inning

Most wild pitches	.4, Phil Niekro vs. Houston, August 4, 1979*tml
-------------------	---

Atlanta Individual Fielding Records

Season

Most putouts	.1,626, Chris Chambliss, 1980
Most assists	.539, Glenn Hubbard, 1985
Most errors	.39, Rafael Ramirez, 1983

Game

Most errors	.4, Darrell Evans, vs. Cincinnati, 9/20/1975; Mark DeRosa, at Colorado, 5/2/2004
-------------	--

Inning

Most errors	.3, Jim Presley vs. San Diego, September 16, 1990 (2nd inning)
-------------	--

*-Denotes Major League record.

*nl-Denotes National League record.

*tml-Denotes tied National League record.

*tml-Denotes tied Major League record.

*mml-Denotes modern Major League record.

*tmml-Denotes tied modern Major League record.

*tmnl-Denotes tied modern National League record.

Braves Franchise Records

General Franchise Records

Highest home attendance, season	3,884,720 in 1993
Highest road attendance, season	2,944,157 in 1993
Most games won, season	106, 1998
Most games lost, season	115 in 1935
Most games won, month	26, September 1914
Most games lost, month	25, September 1928, September 1935
Most games won, home, season	56 in 1999, 1998, 1996
Most games lost, home, season	55 in 1923
Most games won, road, season	53 in 1993
Most games lost, road, season	65 in 1935
Games won, vs. NL teams	9,747 in 133 years
Games lost, vs. NL teams	9,792 in 133 years
Games won, vs. AL teams	119, in 14 years
Games lost, vs. AL teams	102, in 14 years
Highest winning percentage, season	.705 in 1897 (93-39)
Highest winning percentage, season, since 1900	.654 in 1998 (106-56)
Lowest winning percentage, season	.248 in 1935 (38-115)
Most shutouts lost, season	28 in 1906
Most 1-0 shutouts won, season	9 in 1916
Most 1-0 shutouts lost, season	6 in 1906, 1933
Most consecutive games won	18 in 1891
Most consecutive games won since 1900	15 in 2000
Most consecutive games lost	19 in 1906
Most consecutive victories, home	11 in 1966, 2000
Most consecutive victories, road	11 in 1956
Most consecutive losses, home	14 in 1911
Most consecutive losses, road	16 in 1906
Most victories over one club, season	18, Cincinnati, 1957
Most losses to one club, season	21, Chicago, 1909
Times league champions	17
Last place finishes	14
Longest 1-0 game won	13 innings, 7 times, Last vs. St. Louis, May 16, 1997
Longest 1-0 game lost	17 innings, vs. Chicago, September 21, 1901
Shortest game by time	1:15 vs. Cincinnati, August 10, 1944
Longest game by time, 9 innings	4:15 vs. San Diego, September 18, 1983
Longest game by innings	26, vs. Brooklyn, May 1, 1920 (1-1 tie)*
Largest winning margin	19 runs vs. St. Louis, September 18, 1915 (20-1), 1st Game
Largest losing margin	23 runs, vs. Cincinnati, June 4, 1911 (3-26)
Most consecutive Opening Day wins	10, 1887-1896
Most players, season	48 in 1946
Fewest players, season	23 in 1905
Largest crowd, day game	54,296 vs. Philadelphia, October 2, 2010
Largest crowd, doubleheader	50,597 vs. Chicago, July 4, 1972
Largest crowd, night game	53,953 vs. St. Louis, July 21, 2007
Largest crowd, home opener	53,775 vs. Los Angeles, April 8, 1974
Largest crowd, postseason game	54,357 vs. Chicago, October 5, 2003
Largest crowd, Turner Field, regular-season game	54,296 vs. Philadelphia, October 2, 2010

Braves Franchise Records, Continued

Franchise Club Batting Records

	Season
Most games	163 in 1963, 1966, 1968, 1974
Most extra-inning games	27 in 1943
Most at-bats	5,689 in 2007
Most runs	1,220 in 1894
Most runs since 1900	907 in 2003
Most runs per game	9.17 in 1894
Most runs per game (since 1900)	5.60 in 2003
Fewest runs	408 in 1906
Fewest runs per game	2.68 in 1906
Most hits	1,658 in 1894
Most hits since 1900	1,608 in 2003
Fewest hits	1,115 in 1906
Most singles	1,196 in 1925
Most doubles	328 in 2007
Fewest doubles	124 in 1909
Most triples	100 in 1921
Fewest triples	17 in 1972
Most home runs	235 in 2003
Fewest home runs	15 in 1909
Most home runs, home games, Braves and opponent	211 in 1970
Most grand slams	12 in 1997*
Most pinch-home runs	10 in 2010
Most total bases	2,483 in 1998
Most extra-base hits	587 in 2003
Most sacrifice hits	142 in 1956
Most sacrifice flies	60 in 1960
Most stolen bases	373 in 1887
Most stolen bases since 1900	189 in 1902
Fewest stolen bases	20 in 1935
Most caught stealing	88 in 1983
Fewest caught stealing (since 1951)	8 in 1958
Most bases on balls	684 in 1949
Fewest bases on balls	326 in 1933
Most strikeouts	1,169 in 2006
Fewest strikeouts	348 in 1926
Most hit by pitch	61 in 1998
Fewest hit by pitch	13 in 1941
Most RBI	1,027 in 1894
Most RBI since 1900	872 in 2003
Highest batting average	331 in 1894
Highest batting average (since 1900)	292 in 1925
Lowest batting average	223 in 1909
Highest on-base percentage	357 in 1948
Lowest on-base percentage	267 in 1885
Lowest on-base percentage since 1900	277 in 1905
Highest slugging percentage	475 in 2003
Lowest slugging percentage	274 in 1909
Most ground into double plays	154 in 1985
Fewest ground into double plays	82 in 1992
Most left on base	1,255 in 1948
Fewest left on base	1,003 in 1933
Most .300 hitters	8 in 1931
Most consecutive games, one or more homers	25 (45 homers) in 1998*tml

Braves Franchise Records, Continued

Franchise Club Batting Records, continued

Game

Most players used	.26, vs. Montreal, September 9, 2000
Most players used (9-inning game)	.25, at Philadelphia, September 26, 1964
Most players used, both teams (9-inning game)	.45, at New York Mets, September 29, 2002*tml
Most runs	.30, vs. Detroit, June 9, 1883
Most runs since 1900	.23, vs. Chicago, September 2, 1957 (1st game)
Most runs, both teams since 1900	.33, vs. Chicago, September 2, 1957 (1st game)
Most runs, shutout game	.18, vs. Buffalo, October 3, 1885
Most runs, shutout game since 1900	.18, vs. Florida, October 3, 1999
Most hits	.32, vs. St. Louis, September 3, 1896 (1st game)
Most hits since 1900	.26, vs. Chicago, September 2, 1957 (1st game)
Most left on base	.27, vs. Philadelphia, May 4, 1973 (20 innings)*; 18, vs. Los Angeles, June 23, 1986*tml
Most extra-base hits	.13, vs. Brooklyn, July 31, 1954 (6 doubles, 7 HR)
Most total bases	.47, vs. Pittsburgh, August 30, 1953 (1st game)
Most stolen bases	.8, vs. Cincinnati, August 28, 1909; vs. New York, July 16, 1988 .vs. Montreal, June 16, 1991
Most home runs	.8, vs. Pittsburgh, August 30, 1953 (1st game)*tml at Chicago, May 28, 2006
Most home runs, both clubs	.10, vs. Cincinnati, April 2, 1970 (3-7)
Most grand slams	.2, vs. Philadelphia, July 14, 1997; vs. Houston, May 2, 1987; vs. San Francisco, July 3, 1966*tml

Inning

Most runs	.16, vs. Baltimore, June 18, 1894 (1st)
Most runs since 1900	.13, vs. St. Louis, July 25, 1900 (1st); .vs. Brooklyn, June 25, 1910 (1st); vs. Houston, September 20, 1972 (2nd)
Most runs, both teams	.17, vs. New York, June 20, 1912 (9th 10-7)*tml
Most hits	.12, vs. Houston, September 20, 1972 (2nd)
Most hits, both teams	.17, vs. New York, June 20, 1912 (9th)
Most extra-base hits	.7, vs. St. Louis, August 25, 1963 (1G), (1st - 7 doubles)
Most home runs	.4, vs. Cincinnati, June 8, 1961 (7th); at Chicago, June 8, 1965 (10th); vs. Montreal, June 21, 1971 (8th); vs. Houston, September 20, 1992 (6th); at Philadelphia, June 23, 1997 (3rd); vs. San Francisco, May 20, 2001 (7th)
Most consecutive home runs	.4, vs. Cincinnati, June 8, 1961 (7th) (Mathews, Aaron, Adcock, Thomas)*tml

Franchise Club Pitching Records

Season

Most innings pitched	1474.1 in 1974
Fewest innings pitched	1330.0 in 1935
Most opponents runs	1,021 in 1911
Fewest opponent runs	.516 in 1902
Most opponent runs per game	.6.54 in 1911
Fewest opponent runs per game	.2.87 in 1916
Most hits allowed	1,662 in 1923
Fewest hits allowed	1,156 in 1892
Fewest hits allowed (since 1900)	1,206 in 1916
Most walks	.701 in 1977
Fewest walks	.325 in 1916
Most home runs	.185 in 1970
Fewest home runs	.19 in 1917
Most shutouts	.24 in 1992
Fewest shutouts	.1 in 1928
Most complete games	.142 in 1892
Most complete games since 1900	.139 in 1905
Fewest complete games	.3 in 2002
Most consecutive (CG) shutouts	.3, July 24-26, 1959 (Pizarro, Burdette, Spahn); September 4-6, 1963 (Spahn, Sadowski, Shaw)
Most consecutive scoreless innings	.36, April 26 (4th inning) to May 1 (3rd inning), 1992
Most no-hit games	.2 in 1960

Braves Franchise Records, Continued

Franchise Club Pitching Records, continued

Most strikeouts	1,245 in 1996*
Fewest strikeouts	343 in 1928
Most saves	57 in 2002
Fewest saves	0, four times (1901, 1904, 1905 and 1906)
Most wild pitches	83 in 1966
Fewest balks	0 in 1948, 1957*tml
Lowest ERA	2.19 in 1916
Highest ERA	5.41 in 1894
Highest ERA since 1900	5.12 in 1929

Game

Most wild pitches	6, vs. Chicago, May 4, 1963; vs. Houston, August 4, 1979
Most balks	6, vs. Chicago, May 4, 1963*
Most runs by opponent	27 by Pittsburgh, June 6, 1894
Most runs by opponent since 1900	26 by Cincinnati, June 4, 1911
Most runs, shutout game, by opponent	19 by Montreal, July 30, 1978
Most pitchers used, game	8, (10 times), Last: vs. CHI, September, 11, 2006

Inning

Most pitchers used, inning	5, vs. St. Louis, July 22, 1967 (9th) (Johnson, Hernandez, Raymond, Kelley, Upshaw)
Most wild pitches	4, vs. Houston, August 4, 1979 (Niekro)

Franchise Club Fielding Records

Season

Most putouts	4,424 in 1971
Fewest putouts	3,975 in 1906
Most assists	2,225 in 1908
Fewest assists	1,633 in 1972
Most chances accepted	6,559 in 1985
Fewest chances accepted	5,750 in 1935
Most errors	353 in 1904
Fewest errors	86 in 2005
Most errorless games	97 in 2005
Most consecutive errorless games	11 in 2005 (May 24-June 4)
Most double plays	197 in 1985
Fewest double plays	101 in 1935
Most consecutive games making a double play	15 (20 DPs) in 1982 (May 21-June 8)
Most passed balls	167 in 1883
Most passed balls since 1900	42 in 1905, 1967
Fewest passed balls	2 in 1943
Highest fielding average	.986 in 2005
Lowest fielding average	.945 in 1904

Game

Most errors	11, vs. St. Louis, June 11, 1906
Most double plays	7, vs. Cincinnati, June 27, 1982 (14 innings)*tml
Most double plays, 9 innings (since 1957)	5 (six times), last: vs. Florida, April 14, 2002

*-Denotes Major League record.

*nl-Denotes National League record.

*tnl-Denotes tied National League record.

*tml-Denotes tied Major League record.

*mml-Denotes modern Major League record.

*tmml-Denotes tied modern Major League record.

*tmnl-Denotes tied modern National League record.

Braves Franchise Records, Continued

Franchise Individual Batting Records

Career

Most years, non-pitcher	21, Hank Aaron
Most games	3,076, Hank Aaron
Most consecutive games	740, Dale Murphy (9/26/81-7/8/86)
Most at-bats	11,628, Hank Aaron
Most runs	2,107, Hank Aaron
Most hits	3,600, Hank Aaron
Most singles	2,171, Hank Aaron
Most doubles	600, Hank Aaron
Most triples	103, Rabbit Maranville
Most home runs, righthander	733, Hank Aaron
Most home runs, lefthander	493, Eddie Mathews
Most home runs, switch-hitter	436, Chipper Jones
Most grand slams	16, Hank Aaron
Most pinch-homers	7, Joe Adcock
Most homers by pitcher	35, Warren Spahn
Most total bases	6,591, Hank Aaron
Most extra-base hits	1,429, Hank Aaron
Most stolen bases	431, Herman Long
Most stolen bases since 1900	240, Hank Aaron
Most times caught stealing	83, Jerry Royster
Most bases on balls	1,404, Chipper Jones
Most intentional bases on balls	289, Hank Aaron
Most strikeouts	1,581, Dale Murphy
Most RBI	2,202, Hank Aaron
Most sacrifice hits	220, Rabbit Maranville
Most sacrifice flies	113, Hank Aaron
Most times hit by pitch	150, Tommy Tucker
Most times grounded into double play	305, Hank Aaron
Highest batting average	.338, Billy Hamilton
Highest batting average (since 1900)	.317, Ralph Garr, Rico Carty
Highest slugging average	.567, Hank Aaron
Highest on-base percentage	.456, Billy Hamilton
Highest on-base percentage (since 1900)	.405, Chipper Jones

Season

Most games	162, F. Millan (1969), D. Murphy (1982-85), A. Jones (1999), J. Francoeur (2006-07)
Most at-bats	671, Marquis Grissom, 158 games, 1996
Most runs	160, Hugh Duffy, 124 games, 1894
Most runs since 1900	131, Dale Murphy, 162 games, 1983
Most hits	236, Hugh Duffy, 124 games, 1894
Most hits since 1900	224, Tommy Holmes, 154 games, 1945
Most consecutive hits	10, Buddy Hassett, June 9, 10, 14, 1940; Matt Diaz, August 12, 13, 14, 2006
Most singles	180, Ralph Garr, 154 games, 1971
Most doubles	50, Hugh Duffy, 124 games, 1894
Most doubles since 1900	49 Marcus Giles, 145 games, 2003
Most triples	20, Richard Johnston, 124 games, 1887
Most triples since 1900	18, Ray Powell, 149 games, 1921
Most home runs, righthander	51, Andruw Jones, 160 games, 2005
Most home runs, lefthander	47, Eddie Mathews, 157 games, 1953
Most home runs, switch-hitter	45, Chipper Jones, 157 games, 1999*nl
Most home runs, home	31, Hank Aaron, 1971
Most home runs, road	30, Eddie Mathews, 1953; Andruw Jones, 2005
Most home runs, month	15, Joe Adcock, July 1956
Most home runs, rookie	38, Wally Berger, 151 games, 1930*tnl
Most home runs, two consecutive games	5, Joe Adcock, July 30-31, 1954*tnl
Most home runs, consecutive at-bats	4, Andruw Jones, Sept. 7-10, 2002; Robert Lowe, 1894 *tnl
Most home runs vs. one club	13, Joe Adcock vs. Brooklyn, 1956*tnl
Most grand slams	4, Sid Gordon, 134 games, 1950
Most home runs, by pitcher	6, Jim Tobin, 1942
Most total bases	400, Hank Aaron, 154 games, 1959

Braves Franchise Records, Continued

Franchise Individual Batting Records, continued

Most extra-base hits	.92, Hank Aaron, 154 games, 1959
Most stolen bases	.93, Billy Hamilton, 131 games, 1896
Most stolen bases since 1900	.72, Otis Nixon, 124 games, 1991
Most caught stealing	.23, Brett Butler, 151 games, 1983
Most bases on balls	.131, Bob Elliott, 151 games, 1948
Most intentional bases on balls	.29, Dale Murphy, 159 games, 1987
Most consecutive games, bases on balls	.16, Chipper Jones, 1999*tml
Most strikeouts	.146, Andres Galarraga, 153 games, 1998
Fewest strikeouts	.9, Tommy Holmes, 154 games, 1945
Most hit by pitch	.29, Tommy Tucker, 140 games, 1891
Most hit by pitch since 1900	.25, Andres Galarraga, 153 games, 1998
Most RBI	.145, Hugh Duffy, 157 games, 1894
Most RBI since 1900	.135, Eddie Mathews, 157 games, 1953
Most consecutive games with RBI	.9, Andruw Jones, April 29-May 8, 2003
Highest batting average	.438, Hugh Duffy, 124 games, 1894*
Highest batting average since 1900	.387, Rogers Hornsby, 140 games, 1928
Highest slugging percentage	.679, Hugh Duffy, 124 games, 1894
Highest slugging percentage since 1900	.669, Hank Aaron, 139 games, 1971
Highest on-base percentage	.470, Chipper Jones, 128 games, 2008
Longest hitting streak	.37 games, Tom Holmes, 1945
Most ground into double plays	.28, Sid Gordon, 150 games, 1951
Fewest ground into double plays	.1, David Justice, 144 games, 1992

Game

Most runs	.6, (5 times), Last: Frank Torre vs. Chicago, September 2, 1957
Most hits	.6, (7 times), Last: Willie Harris vs. St. Louis, July 21, 2007
Most stolen bases	.6, Otis Nixon at Montreal, June 16, 1991
Most caught stealing	.3, Rabbit Maranville, June 6, 1913
Most doubles	.4, held by several; Last: Adam LaRoche at Milwaukee, May 15, 2004*tml
Most triples	.3, (6 times), Last: Rafael Furcal vs. Florida, April 21, 2002
Most home runs	.4, Joe Adcock vs. Brooklyn, July 31, 1954; Bob Horner vs. Montreal, July 6, 1986; Robert Lowe, May 30, 1894*tml
Most grand slams	.2, Tony Cloninger at San Francisco, July 3, 1966*tml
Most homers by pitcher	.3, Jim Tobin vs. Chicago, May 13, 1942*tml
Most total bases	.18, Joe Adcock vs. Brooklyn, July 31, 1954*
Most extra -base hits	.5, Joe Adcock vs. Brooklyn, July 31, 1954 (4HR, 1 2B)*tml
Most bases on balls	.5, (6 times), Last: Dale Murphy vs. Chicago, May 23, 1987*tml
Most intentional bases on balls	.3, Dennis Menke vs. New York, May 23, 1964; Rowland Office vs. San Diego, April 20, 1975; Jeff Treadway vs. Houston, September 11, 1992
Most RBI	.9, Tony Cloninger at San Francisco, July 3, 1966; Harry Staley, June 1, 1893
Most strikeouts	.5, Harry Stovey, June 30, 1891; Bob Sadowski, April 20, 1964
Most grounded into double plays	.3, Walt Cruise vs. Cincinnati, September 18, 1921; Joe Adcock vs. Pittsburgh, July 20, 1955

Inning

Most doubles	.2, (10 times); Last: Rico Carty vs. New York, May 20, 1965*tml
Most triples	.2, John Freeman vs. St. Louis, July 25, 1900 (1st); Joe Hornung, May 6, 1882 (6th)*tml
Most home runs	.2, Robert Lowe, May 30, 1894 (3rd); Dale Murphy vs. San Francisco, July 27, 1989 (6th)*tml
Most RBI	.6, Dale Murphy vs. San Francisco, July 27, 1989 (6th)
Most bases on balls	.2, Hugh Duffy, June 18, 1894 (1st); Jesse Barnes, October 2, 1917 (2nd); Otis Nixon vs. Cincinnati, September 9, 1992 (1st)*tml
Most strikeouts	.2, Larry McWilliams vs. San Diego, April 22, 1979 (4th) Michael Tucker vs. New York Mets, July 13, 1997 (1st)*tm

Braves Franchise Records, Continued

Franchise Individual Pitching Records

Career

Most years	.21, Phil Niekro
Most games	.740, Phil Niekro
Most games started	.635, Warren Spahn
Most complete games	.374, Warren Spahn
Most innings pitched	.5,046, Warren Spahn
Most games won	.356, Warren Spahn
Most games won, lefthander	.356, Warren Spahn
Most games won, righthander	.329, Kid Nichols
Most games won, righthander, since 1900	.268, Phil Niekro
Most 20-win seasons	.13, Warren Spahn
Most games lost	.227, Phil Niekro
Most saves	.154, John Smoltz
Most runs allowed	.2,270, Kid Nichols
Most runs allowed since 1900	.1,922, Phil Niekro
Most earned runs allowed	.1,710, Warren Spahn
Most bases on balls	.1,458, Phil Niekro
Most intentional bases on balls	.110, Tom Glavine
Most strikeouts	.2,975, John Smoltz
Most shutouts	.63, Warren Spahn
Most hits	.4,620, Warren Spahn
Most home runs	.408, Warren Spahn
Most batters hit by pitch	.134, Vic Willis
Most batters hit by pitch since 1900	.104, Phil Niekro
Most wild pitches	.199, Phil Niekro
Most balks	.35, Phil Niekro
Lowest earned run average (Min. 1,000 IP)	.2.21, Tommy Bond
Lowest earned run average since 1900 (Min. 1,000 IP)	.2.62, Dick Rudolph
Highest winning percentage (Min. 100 decisions)	.698 (178-77) Greg Maddux

Season

Most games	.87, Peter Moylan, 2009
Most games started	.72, John Clarkson, 1889
Most games started since 1900	.46, Victor Willis, 1902
Most complete games	.68, John Clarkson, 1889
Most complete games since 1900	.45, Victor Willis, 1902
Most games finished since 1900	.64, Mark Wohlers, 1996
Most innings	.620, John Clarkson, 1889
Most innings since 1900	.411, Victor Willis, 1902
Most games won	.49, John Clarkson, 1889
Most games won since 1900	.27, Charles Pittinger, 1902; Victor Willis, 1902; Dick Rudolph, 1914
Most victories, relief pitcher	.12, Ben Cantwell, 1932
Most victories, righthander	.49, John Clarkson, 1889
Most victories, lefthander	.23, Warren Spahn, 1953, 1963
Most games lost	.29, Victor Willis, 1905; Tommy Bond, 1880*tml
Most games lost, relief pitcher	.16, Gene Garber, 1979*
Highest winning percentage, starter (Min. 20 dec.)	.905, Greg Maddux (19-2), 1995*
Longest winning streak	.14 games, John Smoltz, 1996
Longest losing streak	.18 games, Clifton Curtis, 1910*tnl
Most saves	.55, John Smoltz, 2002*nl
Most bases on balls	.164, Phil Niekro, 1977
Most strikeouts	.417, Charlie Buffinton, 1884
Most strikeouts, since 1900	.276, John Smoltz, 1996
Most shutouts won	.12, Tommy Bond, 1879
Most shutouts since 1900	.7, Charles Pittinger, 1902; Irving Young, 1905; Warren Spahn, 1947, 1951, 1963
Most shutouts won vs. one club	.4, Vic Willis vs. Chicago, 1901
Most shutouts lost	.9, Irving Young, 1906
Most 1-0 shutouts won	.4, Dick Rudolph, 1916; Joe Oeschger, 1920
Most runs allowed	.196, Charles Pittinger, 1903
Most earned runs allowed	.148, Phil Niekro, 1977
Most hits allowed	.394, Charles Pittinger, 1903

Braves Franchise Records, Continued

Franchise Individual Pitching Records, continued

Season, continued

Most hit batsmen	.16, Jeff Pfeffer, 1906
Most wild pitches	.27, Tony Cloninger, 1966
Most balks	.8, Bob Shaw, 1963
Most home runs allowed	.41, Phil Niekro, 1979
Most home runs, one club	.13, Warren Spahn vs. Chicago, 1958
Most grand slams allowed	.3, Don Nottebart, 1961
Most sacrifice hits allowed	.21, Tom Glavine, 1990
Most sacrifice flies allowed	.12, Tony Cloninger, 1966; Carl Morton, 1974
Fewest earned runs allowed (min. 180 IP)	.35, Greg Maddux, 1994
Lowest ERA (min. 180 IP)	.156, Greg Maddux, 1994

Game

Most innings pitched	.26, Joe Oeschger vs. Brooklyn, May 1, 1920*tml
Most consecutive scoreless IP	.21, Joe Oeschger vs. Brooklyn, May 1, 1920*
Most strikeouts	.18, Warren Spahn vs. Chicago, June 14, 1952 (15 IP); 17, Charlie Buffinton vs. Cleveland, September 2, 1884
Most consecutive strikeouts	.8, Max Surkont vs. Cincinnati, May 25, 1953
Most bases on balls	.14, Piano Legs Hickman vs. Louisville, August 16, 1899
Most wild pitches	.6, Phil Niekro vs. Houston, August 4, 1979*tmml
Most balks	.5, Bob Shaw vs. Chicago, May 4, 1963*

Inning

Most strikeouts	.4, Phil Niekro vs. Pittsburgh, July 29, 1977 (6th); Paul Assenmacher vs. St. Louis, August 22, 1989 (5th); Mark Wohlers vs. Chicago, June 7, 1995 (9th)*tml
Most hit batsmen	.3, Ray Boggs vs. Chicago, September 27, 1928 (9th)*tml
Most wild pitches	.4, Phil Niekro vs. Houston, August 4, 1979 (5th)*tmml
Most balks	.3, Bob Shaw vs. Chicago, May 4, 1963 (3rd)*tml

Franchise Individual Fielding Records

Season (minimum 100 games)

Highest fielding average, C	.998, Johnny Estrada, 2005
1B	.998, Mark Teixeira, 2008
2B	.994, Mark Lemke, 1994
3B	.982, Vinny Castilla, 2002
SS	.983, Eddie Miller, 1942
LF	.996, Sid Gordon, 1952
CF	.997, Marquis Grissom, 1996
RF	1.000, Willard Marshall, 1951

Game

Most errors	.5, David Brain, 3B, vs. St. Louis, June 11, 1906
-------------	---

Inning

Most errors	.4, Robert Lowe, 2B, vs. New York, May 7, 1900
-------------	--

Atlanta Braves vs. National League Opponents – Home

		HOU	STL	CHI	LA	MON/ WSH		SF	FLA	NY	SD	PHI	PIT	CIN	COL	ARI	MIL
Year	W-L	W-L	W-L	W-L	W-L	W-L	W-L	W-L	W-L	W-L	W-L	W-L	W-L	W-L	W-L	W-L	W-L
1966	7-2	5-4	3-6	5-4	-	3-6	-	7-2	-	5-4	2-7	6-3	-	-	-	-	-
1967	8-1	2-7	5-4	7-2	-	5-4	-	6-3	-	7-2	5-4	3-6	-	-	-	-	-
1968	5-4	2-7	6-3	6-3	-	5-4	-	5-4	-	4-5	2-7	6-3	-	-	-	-	-
1969	8-1	3-3	1-5	6-3	3-3	7-2	-	2-4	7-2	2-4	4-2	7-2	-	-	-	-	-
1970	5-4	3-3	5-1	2-7	3-3	4-5	-	4-2	5-4	5-1	4-2	2-7	-	-	-	-	-
1971	4-5	4-2	2-4	5-4	3-3	3-6	-	4-2	6-3	4-2	3-4	5-4	-	-	-	-	-
1972	3-2	4-2	4-2	3-6	2-4	5-4	-	4-2	3-6	2-4	2-4	4-5	-	-	-	-	-
1973	4-5	4-2	3-3	2-6-1	3-3	6-3	-	2-4	6-3	2-4	5-1	3-6	-	-	-	-	-
1974	3-6	5-1	3-3	4-5	5-1	3-6	-	5-1	8-1	4-2	1-5	5-4	-	-	-	-	-
1975	7-2	2-4	3-3	6-3	5-1	4-4	-	1-5	2-7	4-2	2-4	1-8	-	-	-	-	-
1976	3-6	1-5	4-2	5-4	4-2	4-5	-	3-3	5-4	1-5	2-4	2-7	-	-	-	-	-
1977	5-4	1-5	4-2	2-7	5-1	6-3	-	4-2	8-1	2-4	2-4	1-8	-	-	-	-	-
1978	4-5	3-3	4-2	2-7	3-3	6-3	-	4-2	5-4	4-2	1-5	3-6	-	-	-	-	-
1979	6-3	2-4	3-3	6-3	1-3	5-4	-	1-5	3-6	2-4	2-4	3-6	-	-	-	-	-
1980	6-3	3-3	4-2	5-4	4-2	6-2	-	2-4	9-0	4-2	6-0	1-8	-	-	-	-	-
1981	2-4	1-2	1-1-1	3-2	2-2	2-3	-	2-1	3-3	2-4	2-1	2-4	-	-	-	-	-
1982	5-4	3-3	4-2	3-6	2-4	3-6	-	4-2	6-3	3-3	2-4	7-2	-	-	-	-	-
1983	6-2	3-3	2-4	4-5	3-3	5-4	-	5-1	5-4	4-2	3-3	6-3	-	-	-	-	-
1984	5-4	3-3	2-4	2-7	2-4	5-4	-	1-5	4-5	3-3	5-1	6-3	-	-	-	-	-
1985	2-7	1-5	2-4	3-6	2-4	5-4	-	1-5	4-5	6-0	4-2	2-7	-	-	-	-	-
1986	3-6	4-2	5-1	6-3	2-4	4-5	-	3-3	7-2	1-5	3-3	3-6	-	-	-	-	-
1987	7-2	1-5	4-2	3-6	2-4	4-5	-	4-2	4-5	5-1	4-2	4-5	-	-	-	-	-
1988	3-6	1-5	2-4	2-7	2-4	3-6	-	1-5	5-4	4-2	3-1	2-7	-	-	-	-	-
1989	4-5	2-4	4-2	2-5	4-2	3-6	-	2-4	2-7	4-2	2-4	4-5	-	-	-	-	-
1990	5-4	4-2	4-2	4-5	1-5	3-6	-	3-3	3-6	2-4	4-2	4-5	-	-	-	-	-
1991	6-3	6-0	4-2	3-6	4-2	5-4	-	4-2	4-5	3-3	6-0	3-6	-	-	-	-	-
1992	2-5	3-3	5-1	8-1	1-5	6-3	-	2-4	9-2	4-2	3-3	8-1	-	-	-	-	-
1993	3-3	4-2	3-3	5-2	3-3	3-3	3-3	4-2	5-2	3-3	3-3	6-1	6-0	-	-	-	-
1994	1-2	2-4	1-2	3-0	3-3	2-1	4-2	2-1	2-1	5-1	2-4	1-2	3-1	-	-	-	-
1995	1-5	4-2	4-2	3-1	4-2	5-0	5-1	4-3	2-1	2-5	2-1	3-3	5-2	-	-	-	-
1996	4-2	3-4	4-2	2-4	6-1	5-1	5-2	4-2	5-1	4-2	5-1	5-1	4-2	-	-	-	-
1997	4-2	6-0	6-0	3-3	5-1	4-2	2-4	3-3	3-2	5-1	1-4	5-1	2-3	-	-	-	-
1998	1-2	2-1	3-3	6-0	4-2	4-2	4-2	6-0	4-2	5-1	3-0	2-1	2-2	3-0	4-2	-	-
1999	3-0	5-1	1-3	1-2	4-2	2-1	5-2	5-1	3-0	4-3	5-1	6-0	2-1	3-3	2-1	-	-
2000	3-0	1-3	2-1	5-1	2-5	5-1	4-2	4-2	5-1	4-2	3-0	1-3	3-3	3-0	2-1	-	-
2001	1-2	2-1	1-2	1-3	5-4	2-1	5-5	5-5	2-1	6-3	2-1	1-2	2-1	0-3	1-2	-	-
2002	1-2	3-0	3-1	1-2	7-3	1-1-1	6-3	6-3	2-1	5-4	2-1	2-1	2-2	1-2	3-0	-	-
2003	2-1	3-0	1-1	2-1	5-4	2-1	6-4	7-3	2-1	5-5	5-1	2-1	3-0	3-1	2-1	-	-
2004	1-2	1-2	1-2	2-1	8-2	3-1	9-1	7-2	1-2	4-6	1-1	1-2	3-0	1-2	2-1	-	-
2005	4-0	2-1	4-0	1-2	6-4	2-1	6-2	8-1	1-2	5-4	3-1	2-1	1-2	2-1	1-2	-	-
2006	2-1	2-1	3-1	1-2	5-4	2-1	7-3	3-6	2-1	3-6	1-2	3-1	2-0	0-4	2-1	-	-
2007	2-1	2-2	3-3	2-1	7-2	2-1	5-4	4-5	3-1	4-5	3-0	0-3	2-1	1-2	3-1	-	-
2008	2-1	1-3	0-3	3-0	4-5	1-3	6-3	8-1	3-0	0-9	1-2	3-0	3-0	2-2	2-4	-	-
2009	1-2	1-2	2-1	1-2	5-4	3-1	3-6	6-3	1-2	5-4	2-2	0-3	2-2	2-1	1-2	-	-
2010	3-0	2-2	2-1	3-1	5-4	3-1	7-2	6-3	2-1	5-4	3-0	2-0	2-1	2-1	2-2	-	-
Won	169	122	137	154	156	171	92	178	169	167	131	148	49	23	27	-	-
Lost	133	123	105	155-1	127	140-1	51	128	114	146	108	163	23	22	20	-	-

Atlanta Braves vs. National League Opponents – Road

		HOU	STL	CHI	LA	MON/ WSH	SF	FLA	NY	SD	PHI	PIT	CIN	COL	ARI	MIL
Year	W-L	W-L	W-L	W-L	W-L	W-L	W-L	W-L	W-L	W-L	W-L	W-L	W-L	W-L	W-L	W-L
1966	7-2	2-7	4-5	2-7	-	5-4	-	7-2	-	6-3	5-4	4-5	-	-	-	-
1967	3-6	4-5	6-3	1-8	-	5-4	-	2-7	-	3-6	3-6	2-7	-	-	-	-
1968	6-3	3-6	2-7	3-6	-	4-5	-	7-2	-	7-2	4-5	4-5	-	-	-	-
1969	7-2	3-3	2-4	3-6	5-1	2-7	-	2-4	6-3	4-2	4-2	5-4	-	-	-	-
1970	4-5	4-2	3-3	4-5	3-3	3-6	-	2-4	4-5	2-4	2-4	3-6	-	-	-	-
1971	5-4	2-4	3-3	4-5	4-2	4-5	-	3-3	5-4	4-2	1-4	4-5	-	-	-	-
1972	4-5	2-4	1-5	4-2	2-4	2-7	-	3-3	3-5	4-2	4-2	5-4	-	-	-	-
1973	7-2	2-4	4-2	0-9	3-3	2-7	-	4-2	6-3	4-2	2-4	2-7	-	-	-	-
1974	3-6	4-2	1-5	4-5	4-2	5-4	-	3-3	9-0	4-2	3-3	2-7	-	-	-	-
1975	5-4	1-5	2-4	2-7	3-3	4-5	-	3-3	5-4	1-5	2-4	2-7	-	-	-	-
1976	4-5	3-3	2-4	3-6	4-2	5-4	-	1-5	5-4	4-2	1-5	4-5	-	-	-	-
1977	4-5	0-6	1-5	3-6	1-5	2-7	-	3-3	3-6	0-6	1-5	3-6	-	-	-	-
1978	4-5	2-4	1-5	3-6	2-4	5-4	-	2-4	3-6	4-2	1-5	3-6	-	-	-	-
1979	1-8	2-4	1-5	6-3	0-6	6-3	-	3-3	3-6	5-1	2-4	3-6	-	-	-	-
1980	1-8	3-3	4-2	6-3	1-5	5-4	-	1-5	3-6	1-5	5-1	1-8	-	-	-	-
1981	2-4	3-1	2-1	4-5	1-5	3-4	-	1-2	6-3	2-1	0-2	4-1	-	-	-	-
1982	5-4	4-2	4-2	4-5	3-3	5-4	-	5-1	5-4	3-3	2-4	7-2	-	-	-	-
1983	5-5	4-2	3-3	3-6	4-2	4-5	-	3-3	4-5	3-3	3-3	6-3	-	-	-	-
1984	7-2	2-4	1-5	4-5	3-3	5-4	-	3-3	3-6	4-2	3-3	7-2	-	-	-	-
1985	6-3	2-4	3-3	2-7	1-5	5-4	-	1-5	3-6	4-2	2-4	5-4	-	-	-	-
1986	2-7	2-4	4-2	4-5	2-3	3-6	-	1-5	5-4	3-3	2-4	3-6	-	-	-	-
1987	1-8	2-4	2-3	3-6	1-5	4-5	-	3-3	2-7	2-4	3-3	4-5	-	-	-	-
1988	2-7	2-4	3-3	2-7	2-4	2-7	-	3-3	3-6	2-4	2-4	3-6	-	-	-	-
1989	4-5	1-5	1-5	4-5	2-4	3-6	-	0-6	5-4	4-2	2-4	4-5	-	-	-	-
1990	0-9	3-3	2-4	2-7	5-1	2-7	-	1-5	5-4	3-3	1-5	4-5	-	-	-	-
1991	7-2	3-3	2-4	4-5	1-5	4-5	-	5-1	7-2	2-4	3-3	8-1	-	-	-	-
1992	9-0	3-3	5-1	4-5	3-3	5-4	-	5-1	6-3	2-4	4-2	1-8	-	-	-	-
1993	5-2	2-4	4-2	3-3	4-2	4-3	4-2	5-1	4-2	3-3	4-2	4-2	7-0	-	-	-
1994	2-1	3-3	3-0	3-0	1-2	3-0	4-2	3-3	4-0	1-2	1-5	4-3	5-1	-	-	-
1995	5-1	3-3	4-2	2-3	5-2	2-1	5-2	1-5	3-1	5-1	2-1	5-2	4-2	-	-	-
1996	2-4	6-0	3-3	3-3	4-2	2-4	1-5	3-4	4-3	5-2	4-2	2-4	1-5	-	-	-
1997	3-2	2-3	3-2	3-2	5-1	3-2	2-4	2-4	5-1	5-1	4-2	4-1	3-3	-	-	-
1998	3-3	4-2	0-3	2-1	2-4	3-0	3-3	3-3	1-2	3-3	4-2	5-1	3-1	5-1	3-0	-
1999	3-1	3-0	1-2	4-2	5-2	2-4	4-2	4-2	2-4	4-2	1-2	2-1	3-3	2-1	3-1	-
2000	2-4	2-1	2-4	2-1	4-2	1-2	2-4	3-4	3-0	4-3	2-2	1-2	2-1	3-3	4-2	-
2001	2-1	1-2	3-0	1-2	8-2	2-1	4-5	5-4	1-2	4-6	3-0	3-0	2-1	2-2	2-1	-
2002	2-1	2-1	1-1	1-2	6-3	2-2	5-5	6-4	1-2	6-3	1-2	2-1	2-1	2-1	2-1	-
2003	3-0	1-2	3-1	2-1	7-3	0-3	3-6	4-5	4-0	4-5	2-1	1-2	3-0	2-1	2-1	-
2004	2-1	1-2	2-1	2-2	7-2	1-2	5-4	5-5	2-1	6-3	3-1	1-2	1-2	3-0	2-1	-
2005	1-1	1-2	2-1	2-1	4-5	2-1	4-6	5-5	0-3	4-6	1-2	5-2	1-2	1-2	2-1	-
2006	1-3	2-1	3-0	2-1	5-4	1-3	4-5	4-5	5-1	4-5	2-1	1-2	1-3	1-2	0-3	-
2007	1-2	1-2	2-1	2-2	4-5	2-2	5-4	5-4	2-1	5-4	2-1	1-3	2-1	1-2	2-1	-
2008	1-2	1-2	0-3	1-2	2-7	1-2	4-5	3-6	2-1	4-5	1-3	0-3	1-3	3-1	1-2	-
2009	2-1	3-0	2-1	3-1	5-4	0-3	5-4	7-2	2-1	5-4	1-2	3-3	2-2	2-2	2-1	-
2010	2-1	0-4	2-1	2-2	3-6	1-2	4-5	5-4	2-4	2-1	3-6	3-3	1-2	0-3	2-2	3-0
Won	157	106	109	128	141	136	68	150	156	162	108	148	43	29	28	-
Lost	157	135	126	183	141	174	73	161	132	145	133	172	34	20	15	-

Atlanta Braves vs. National League Opponents – Totals

	MON/														
Year	HOU W-L	STL W-L	CHI W-L	LA W-L	WSH W-L	SF W-L	FLA W-L	NY W-L	SD W-L	PHI W-L	PIT W-L	CIN W-L	COL W-L	ARI W-L	MIL W-L
1966	14-4	7-11	7-11	7-11	-	8-10	-	14-4	-	11-7	7-11	10-8	-	-	-
1967	11-7	6-12	11-7	8-10	-	10-8	-	8-10	-	10-8	8-10	5-13	-	-	-
1968	11-7	5-13	8-10	9-9	-	9-9	-	12-6	-	11-7	6-12	10-8	-	-	-
1969	15-3	6-6	3-9	9-9	8-4	9-9	-	4-8	13-5	6-6	8-4	12-6	-	-	-
1970	9-9	7-5	8-4	6-12	6-6	7-11	-	6-6	9-9	7-5	6-6	5-13	-	-	-
1971	9-9	6-6	5-7	9-9	7-5	7-11	-	7-5	11-7	8-4	4-8	9-9	-	-	-
1972	7-7	6-6	5-7	7-8	4-8	7-11	-	7-5	6-11	6-6	6-6	9-9	-	-	-
1973	11-7	6-6	7-5	2-15-1	6-6	8-10	-	6-6	12-6	6-6	7-5	5-13	-	-	-
1974	6-12	9-3	4-8	8-10	9-3	8-10	-	8-4	17-1	8-4	4-8	7-11	-	-	-
1975	12-6	3-9	5-7	8-10	8-4	8-9	-	4-8	7-11	5-7	4-8	3-15	-	-	-
1976	7-11	4-8	6-7	8-10	8-4	9-9	-	4-8	10-8	5-7	3-9	6-12	-	-	-
1977	9-9	1-11	5-7	5-13	6-7	8-10	-	7-5	11-7	2-10	3-9	4-14	-	-	-
1978	8-10	5-7	5-7	5-13	5-7	11-7	-	6-6	8-10	8-4	2-10	6-12	-	-	-
1979	7-11	4-8	4-8	12-6	1-9	11-7	-	4-8	6-12	7-5	4-8	6-12	-	-	-
1980	7-11	6-6	8-4	11-7	5-7	11-6	-	3-9	12-6	5-7	11-1	2-16	-	-	-
1981	4-8	4-3	3-2-1	7-7	3-7	5-7	-	3-3	9-6	4-5	2-3	6-5	-	-	-
1982	10-8	7-5	8-4	7-11	5-7	8-10	-	9-3	11-7	6-6	4-8	14-4	-	-	-
1983	11-7	7-5	5-7	7-11	7-5	9-9	-	8-4	9-9	6-6	6-6	12-6	-	-	-
1984	12-6	5-7	3-9	6-12	5-7	10-8	-	4-8	7-11	7-5	8-4	13-5	-	-	-
1985	8-10	3-9	5-7	5-13	3-9	10-8	-	2-10	7-11	10-2	6-6	7-11	-	-	-
1986	5-13	6-6	9-3	10-8	4-7	7-11	-	4-8	12-6	4-8	5-7	6-12	-	-	-
1987	8-10	3-9	6-5	6-12	3-9	8-10	-	7-5	6-12	7-5	7-5	8-10	-	-	-
1988	5-13	3-9	5-7	4-14	4-8	5-13	-	4-8	8-10	6-6	5-5	5-13	-	-	-
1989	8-10	3-9	5-7	6-10	6-6	6-12	-	2-10	7-11	8-4	4-8	8-10	-	-	-
1990	5-13	7-5	6-6	6-12	6-6	5-13	-	4-8	8-10	5-7	5-7	8-10	-	-	-
1991	13-5	9-3	6-6	7-11	5-7	9-9	-	9-3	11-7	5-7	9-3	11-7	-	-	-
1992	13-5	6-6	10-2	12-6	4-8	11-7	-	7-5	13-5	6-6	7-5	9-9	-	-	-
1993	8-5	6-6	7-5	8-5	7-5	7-6	7-5	9-3	9-4	6-6	7-5	10-3	13-0	-	-
1994	3-3	5-7	4-2	6-0	4-5	5-1	8-4	5-4	6-1	6-2	3-9	5-5	8-2	-	-
1995	6-6	7-5	8-4	5-4	9-4	7-1	10-3	5-8	5-2	7-6	4-2	8-5	9-4	-	-
1996	6-6	9-4	7-5	5-7	10-3	7-5	6-7	7-6	9-4	9-4	9-3	7-5	5-7	-	-
1997	7-4	8-3	9-2	6-5	10-2	7-4	4-8	5-7	8-3	10-2	5-6	9-2	5-6	-	-
1998	4-5	6-3	3-6	8-1	6-6	7-2	7-5	9-3	5-4	8-4	7-2	7-2	5-3	8-1	7-2
1999	6-1	8-1	2-5	5-4	9-4	4-5	9-4	9-3	5-4	8-5	6-3	8-1	5-4	5-4	5-2
2000	5-4	3-4	4-5	7-2	6-7	6-3	6-6	7-6	8-1	8-5	5-2	2-5	5-4	6-3	6-3
2001	3-3	3-3	4-2	2-5	13-6	4-2	9-10	10-9	3-3	10-9	5-1	4-2	4-2	2-5	3-3
2002	3-3	5-1	4-2	2-4	13-6	3-3-1	11-8	12-7	3-3	11-7	3-3	4-2	4-3	3-3	5-1
2003	5-1	4-2	4-2	4-2	12-7	2-4	9-10	11-8	6-1	9-10	7-2	3-3	6-0	5-2	4-2
2004	3-3	2-4	3-3	4-3	15-4	4-3	14-5	12-7	3-3	10-9	4-2	2-4	4-2	4-2	4-2
2005	5-1	3-3	6-1	3-3	10-9	4-2	10-8	13-6	1-5	9-10	4-3	7-3	2-4	3-3	3-3
2006	3-4	4-2	6-1	3-3	10-8	3-4	11-8	7-11	7-2	7-11	3-3	4-3	3-3	1-6	2-4
2007	3-3	3-4	5-4	4-3	11-7	4-3	10-8	9-9	5-2	9-9	5-1	1-6	4-2	2-4	5-2
2008	3-3	2-5	0-6	4-2	6-12	2-5	10-8	11-7	5-1	4-14	2-5	3-3	4-3	5-3	3-6
2009	3-3	4-2	4-2	4-3	10-8	3-4	8-10	13-5	3-3	10-8	3-4	3-6	4-4	4-3	3-3
2010	5-1	2-6	4-2	5-3	8-10	4-3	11-7	11-7	4-2	8-10	6-3	3-2	2-4	4-3	5-3
Won	326	228	246	282	297	307	160	328	325	329	239	296	92	52	55
Lost	290	258	231	338-1	268	314-1	124	289-1	246	291	241	335	57	42	36

Atlanta Braves vs. American League Opponents – Home

Year	BAL W-L	NYN W-L	DET W-L	BOS W-L	TOR W-L	TB W-L	CLE W-L	CWS W-L	MIN W-L	KC W-L	SEA W-L	ANA W-L	TEX W-L	OAK W-L
1997	0-3	-	1-2	-	-	-	-	-	-	-	-	-	-	-
1998	-	0-2	-	1-2	2-1	-	-	-	-	-	-	-	-	-
1999	0-3	-	-	2-1	-	3-0	-	-	-	-	-	-	-	-
2000	-	1-2	-	2-1	1-2	-	-	-	-	-	-	-	-	-
2001	2-1	-	-	1-2	-	1-2	-	-	-	-	-	-	-	-
2002	-	-	2-1	2-1	-	-	-	3-0	-	-	-	-	-	-
2003	2-1	-	-	-	-	-	-	-	-	-	-	-	3-0	-
2004	-	-	-	2-1	-	-	1-2	-	-	1-2	-	-	-	-
2005	3-0	-	-	-	-	-	-	-	-	-	-	1-2	-	1-2
2006	2-1	-	-	0-3	0-3	-	-	-	-	-	-	-	-	-
2007	-	-	0-3	1-2	-	-	-	-	-	-	-	-	-	-
2008	-	-	-	-	-	-	-	-	-	-	2-1	-	-	2-1
2009	-	1-2	-	1-2	3-0	-	-	-	-	-	-	-	-	-
2010	-	-	2-1	-	-	2-1	-	-	-	3-0	-	-	-	-
Totals	9-9	2-6	5-7	12-15	6-6	6-3	1-2	3-0	-	4-2	2-1	1-2	3-0	3-3

Atlanta Braves vs. American League Opponents – Road

Year	BAL W-L	NYN W-L	DET W-L	BOS W-L	TOR W-L	TB W-L	CLE W-L	CWS W-L	MIN W-L	KC W-L	SEA W-L	ANA W-L	TEX W-L	OAK W-L
1997	-	2-1	-	3-0	2-1	-	-	-	-	-	-	-	-	-
1998	2-1	1-1	-	-	-	3-0	-	-	-	-	-	-	-	-
1999	-	2-1	-	2-1	0-3	-	-	-	-	-	-	-	-	-
2000	3-0	-	-	2-1	-	2-1	-	-	-	-	-	-	-	-
2001	-	2-1	-	2-1	1-2	-	-	-	-	-	-	-	-	-
2002	-	-	-	3-0	-	-	-	-	2-1	-	-	-	3-0	-
2003	-	-	-	-	-	2-1	-	-	-	-	1-2	-	-	2-1
2004	2-1	-	1-2	-	-	-	-	1-2	-	-	-	-	-	-
2005	-	-	-	1-2	-	-	-	-	-	-	-	-	1-2	-
2006	-	1-2	-	-	-	2-1	-	-	-	-	-	-	-	-
2007	-	-	-	1-2	-	-	2-1	-	0-3	-	-	-	-	-
2008	-	-	-	-	1-2	-	-	-	-	-	-	1-2	1-2	-
2009	1-2	-	-	1-2	-	-	-	-	-	-	-	-	-	-
2010	-	-	-	-	-	-	-	0-3	2-1	-	-	-	-	-
Totals	8-4	8-6	1-2	15-9	4-8	9-3	2-1	1-5	4-5	-	1-2	1-2	5-4	2-1

Atlanta Braves vs. American League Opponents – Totals

Year	BAL W-L	NYN W-L	DET W-L	BOS W-L	TOR W-L	TB W-L	CLE W-L	CWS W-L	MIN W-L	KC W-L	SEA W-L	ANA W-L	TEX W-L	OAK W-L
1997	0-3	2-1	1-2	3-0	2-1	-	-	-	-	-	-	-	-	-
1998	2-1	1-3	-	1-2	2-1	3-0	-	-	-	-	-	-	-	-
1999	0-3	2-1	-	4-2	0-3	3-0	-	-	-	-	-	-	-	-
2000	3-0	1-2	-	4-2	1-2	2-1	-	-	-	-	-	-	-	-
2001	2-1	2-1	-	3-3	1-2	1-2	-	-	-	-	-	-	-	-
2002	-	-	2-1	5-1	-	-	-	3-0	2-1	-	-	-	3-0	-
2003	2-1	-	-	-	-	2-1	-	-	-	-	1-2	-	3-0	2-1
2004	2-1	-	1-2	2-1	-	-	1-2	1-2	-	1-2	-	-	-	-
2005	3-0	-	-	1-2	-	-	-	-	-	-	-	1-2	1-2	1-2
2006	2-1	1-2	-	0-3	0-3	2-1	-	-	-	-	-	-	-	-
2007	-	-	0-3	2-4	-	-	2-1	-	0-3	-	-	-	-	-
2008	-	-	-	-	1-2	-	-	-	-	-	2-1	2-1	1-2	2-1
2009	1-2	1-2	-	2-4	3-0	-	-	-	-	-	-	-	-	-
2010	-	-	2-1	-	-	2-1	-	0-3	2-1	3-0	-	-	-	-
Totals	17-13	10-12	6-9	27-24	10-14	15-6	3-3	4-5	4-5	4-2	3-3	3-3	8-4	5-4

Most Recent Series Sweeps

Braves Sweeps in Atlanta			
Team	2 Games	3 Games	4 Games
Arizona	-	9/5-7/00	-
Baltimore	-	6/24-26/05	-
Chicago (N)	8/24-25/77	7/28-30/97	7/4-7/05
Chicago (A)	-	6/21-23/02	-
Cincinnati	5/19-20/11	5/2-4/08	-
Colorado	5/1-2/06	9/9-11/08	-
Florida	7/17-18/02	9/27-29/11	5/15-18/06
Houston	9/17-18/96	4/30-5/2/11	5/5-8/05**
Kansas City	-	6/18-20/11	-
Los Angeles (N)	9/9-10/97	4/18-20/08	-
Milwaukee	-	7/30-8/1/02	-
Mon./Wash.	8/11-12/09	4/10-12/09	-
New York (N)	4/5-6/08	9/15-17/09	5/20-22/08
Philadelphia	5/3-4/89	5/31-6/2/11	6/26-29/97
Pittsburgh	5/17-19/91	5/28-30/11	7/29-31/91
San Diego	9/11-12/91	5/6-8/08	4/8-11/83
San Francisco	9/15-16/97	5/16-18/00	-
St. Louis	8/6-7/97	4/22-24/03	5/16-19/97
Tampa Bay	-	6/7-9/99	-
Texas	-	6/3-5/03	-
Toronto	-	5/22-24/09	-

**Braves swept five games from Houston, 9/2-4/66 and 8/10-13/67.

Braves Sweeps on Road			
Team	2 Games	3 Games	4 Games
Arizona	4/27-28/98	8/6-8/04	-
Baltimore	-	7/13-15/00	-
Boston	-	6/28-30/02	-
Chicago (N)	4/12-13/97	5/26-28/06	7/9-12/92
Cincinnati	7/18-19/01	9/15-17/95	1984**
Colorado	-	8/22-24/03	5/6-9/93
Florida	5/6-7/09	9/17-19/07	-
Houston	8/19-20/97	4/29-5/1/03	7/16-19/92
Los Angeles	9/7-8/72	4/8-10/94	-
Milwaukee	-	5/10-12/11	-
Mon./Wash.	6/4-5/97	9/25-27/09	-
New York (N)	7/24-25/04	9/17-19/11	-
Philadelphia	8/31-9/1/04	4/2-5/07	-
Pittsburgh	7/24-25/95	6/1-3/01	-
San Diego	5/26-27/97	7/14-16/06	5/15-18/03
San Francisco	9/27-28/82	8/7-9/98	-
St. Louis	5/13-14/98	9/11-13/09	-
Tampa Bay	-	6/30-7/2/98	-
Texas	-	6/7-9/02	-

**Braves swept five games from CIN, 5/31-6/3/84.

Opponent Sweeps of Braves in Atlanta			
Team	2 Games	3 Games	4 Games
Arizona	-	8/10-12/01	6/1-4/06
Baltimore	-	6/11-13/99	-
Boston	-	6/16-18/06	-
Chicago (N)	7/20-21/98	8/13-14/08	-
Cincinnati	4/15-16/86	9/4-6/09	4/13-16/90
Colorado	4/25-26/98	9/12-14/97	-
Detroit	-	6/22-24/07	-
Florida	5/13-14/97	4/14-16/09	-
Houston	4/17-18/90	6/2-4/95	-
Los Angeles	9/17-19/90	6/22-24/84	4/7-10/88
Mon./Wash.	8/25-26/92	3/31-4/3/03	10/1-4/09
New York (A)	6/24-25/98	-	-
New York (N)	5/4-5/09	8/31-9/2/07	7/4-7/85
Philadelphia	8/22-23/77	9/16-18/08	5/5-8/95
Pittsburgh	8/12-13/97	5/23-25/89	7/18-21/74
San Diego	6/2-3/97	8/1-3/89	7/25-27/75
San Francisco	9/6-7/89	6/27-29/88	-
St. Louis	8/28-29/84	8/29-31/88	-
Toronto	-	6/20-22/06	-

Opponent Sweeps of Braves on Road			
Team	2 Games	3 Games	4 Games
Chicago (N)	5/17-18/83	6/10-12/08	8/19-21/68
Chicago (A)	-	6/22-24/11	-
Cincinnati	9/28-29/87	5/30-6/1/08	4/9-13/80
Colorado	-	8/23-25/11	-
Florida	-	6/13-15/06	-
Houston	4/17-18/90	9/28-30/90	8/2-5/90
Los Angeles	7/26-27/95	9/15-17/89	7/26-29/90
Milwaukee	-	4/24-26/06	-
Minnesota	-	6/12-14/07	-
Mon./Wash.	4/29-30/08	8/29-31/08	7/16-19/87
New York (N)	4/24-25/90	4/23-25/11	7/20-23/89
Philadelphia	5/3-4/06	9/20-22/11	-
Pittsburgh	5/19-20/81	4/29-5/1/94	9/1-3/78
San Diego	9/10-11/86	5/16-18/05	5/29-31/79
San Francisco	9/16-17/91	5/25-27/09	9/29-31/88
St. Louis	4/10-11/68	7/6-8/93	8/14-16/89
Toronto	-	7/18-20/99	-

Atlanta Braves Doubleheaders

Yearly Doubleheader Totals			
Year	Home W-L-S	Road W-L-S	Totals W-L-S
1966	3-2-2	0-1-2	3-3-4
1967	0-0-1	1-3-4	1-3-5
1968	0-0-1	3-2-4	3-2-5
1969	4-0-3	1-3-3	5-3-6
1970	4-1-2	0-3-4	4-4-6
1971	2-1-3	0-3-2	2-4-5
1972	1-1-7 (a)	1-1-4	2-2-11
1973	0-4-9	0-3-1	0-7-10
1974	2-0-4	0-3-3	2-3-7
1975	2-2-3	1-1-2	3-3-5
1976	3-3-4	0-1-5	3-4-9
1977	1-0-0	0-3-2	1-3-2
1978	1-1-4	0-1-3	1-2-7
1979	1-2-1	0-3-2	1-5-3
1980	2-0-1	0-1-2	2-1-3
1981	0-0-1	0-1-0	0-1-1
1982	1-2-0	0-0-2	1-2-2
1983	1-0-2	1-1-2	2-1-4
1984	0-0-2	2-2-0	2-2-2
1985	0-2-0	0-0-2	0-2-2
1986	1-0-0	0-1-0	1-1-0
1987	0-1-0	0-0-1	0-1-1
1988	1-0-2	0-2-2	1-2-4
1989	1-1-0	0-1-3	1-2-3
1990	1-1-3	1-2-0	2-3-3
1991	1-0-2	0-0-1	1-0-3
1992	1-0-0	2-0-0	3-0-0
1993	0-0-0	0-0-0	0-0-0
1994	0-0-1	0-1-1	0-1-2
1995	0-0-0	0-0-0	0-0-0
1996	0-0-0	1-0-1	1-0-1
1997	0-0-0	0-0-1	0-0-1
1998	0-0-0	0-0-1	0-0-1
1999	0-0-0	0-0-1	0-0-1
2000	0-0-0	0-0-1	0-0-1
2001	0-0-0	1-0-0	1-0-0
2002	0-0-1	1-0-0	1-0-1
2003	1-0-1	0-0-0	1-0-1
2004	0-1-1	0-0-1	0-1-2
2005	0-0-1	0-0-0	0-0-1 (b)
2006	0-0-0	0-1-1	0-1-1 (c)
2007	0-0-0	0-0-0	0-0-0 (d)
2008	0-0-0	0-0-1	0-0-1 (e)
2009	0-0-0	0-0-0	0-0-0
2010	0-0-0	0-0-0	0-0-0

Doubleheaders vs. Opponents			
Team	Home W-L-S	Road W-L-S	Totals W-L-S
Boston	---	0-0-1	0-0-1
Chicago (NL)	3-0-4	0-3-8	3-3-12
Cincinnati	3-3-9	3-7-5	6-10-14
Colorado	1-0-1	0-0-1	1-0-2
Florida	0-0-1	0-0-1	0-0-2
Houston	8-3-4	0-5-4	8-8-8
Los Angeles	1-4-4	1-3-2	2-7-6
Mon./Wash.	2-1-10	2-0-3	4-1-13
New York (NL)	3-2-6	3-3-4	6-5-10
Philadelphia	1-4-4	3-2-9	4-6-13
Pittsburgh	3-1-3	1-6-5	3-7-7
St. Louis	1-2-1	0-3-3	1-5-4
San Diego	6-4-5	1-3-12	7-7-17
San Francisco	3-1-11	2-9-8	5-10-19
Totals	35-25-62	16-44-66	51-69-128

(a) Braves won first game and tied second game of doubleheader, July 4 vs. Chicago.

(b) Braves' sweep of July 7 day/night doubleheader vs. Chicago is not counted in total due to separate admission charges.

(c) Three day/night doubleheaders -- June 3 vs. Arizona (split), Sept. 2 at Philadelphia (split) and Sept. 13 vs. Philadelphia (Phillies sweep) are not counted in total due to separate admission charges.

(d) Two day/night doubleheaders -- May 19 at Boston (split) and June 5 vs. Florida (split) are not counted in total due to separate admission charges.

(e) Three day/night doubleheaders -- May 20 vs. New York (sweep), August 13 vs. Chicago (Cubs sweep) and 9/13 at New York (split) are not counted in total due to separate admission charges.

Atlanta Braves Best Record – By Game

Game			Game			Game		
No.	Record	Year	No.	Record	Year	No.	Record	Year
10	10-0	1982	61	42-19	1998, '03	112	74-38	1998, '02
11	11-0	1982	62	43-19	1998	113	75-38	1998
12	12-0	1982	63	44-19	1998	114	75-39	1998, '02, '03
13	13-0	1982	64	45-19	1998	115	76-39	1998, '02, '03
14	13-1	1982, '94	65	45-20	1998	116	77-39	1998
15	13-2	1982, '94	66	45-21	1998, '03	117	78-39	1998
16	13-3	1982, '83, '94, '97	67	45-22	1998, '03	118	79-39	1998
17	13-4	1982, '83, '94, '97	68	46-22	1998	119	79-40	1998
18	14-4	1997	69	47-22	1998	120	79-41	1998, '02
19	14-5	1982, '83, '94, '97	70	48-22	1998	121	80-41	1998
20	15-5	1982, '83, '97	71	49-22	1998	122	81-41	1998
21	16-5	1982, '83, '97	72	49-23	1998	123	82-41	1998
22	17-5	1997	73	49-24	1998	124	82-42	1998
23	18-5	1997	74	50-24	1998	125	83-42	1998
24	18-6	1982, '97, '00	75	50-25	1998	126	83-43	1998
25	19-6	1997, '00	76	50-26	1998	127	83-44	1998
26	20-6	1997, '00	77	51-26	1998	128	84-44	1998
27	20-7	1997, '00	78	51-27	1998	129	85-44	1998
28	21-7	2000	79	51-28	1997, '98, '03	130	86-44	1998
29	21-8	1997, '00	80	52-28	1997	131	87-44	1998
30	22-8	1997	81	52-29	1995, '97, '98	132	87-45	1998
31	22-9	1997	82	53-29	1995, '97, '98	133	88-45	1998
32	23-9	1997	83	54-29	1997, '98	134	89-45	1998
33	23-10	1969, '97, '98	84	55-29	1997, '98	135	89-46	1998
34	24-10	1969, '98	85	56-29	1997, '98	136	90-46	1998
35	24-11	1969, '97, '98	86	57-29	1997, '98	137	90-47	1998
36	25-11	1969, '97, '98	87	58-29	1998	138	90-48	1998
37	26-11	1997, '98	88	59-29	1998	139	91-48	1998
38	27-11	1998	89	60-29	1998	140	91-49	1998
39	28-11	1998	90	60-30	1998	141	91-50	1998
40	29-11	1998	91	60-31	1998, '03	142	91-51	1998, '02
41	30-11	1998	92	60-32	1998, '03	143	92-51	1998, '02
42	31-11	1998	93	61-32	1998, '03	144	92-52	1998, '02
43	31-12	1998	94	62-32	1998, '03	145	92-53	1993, '98, '02
44	31-13	1997, '98, '03	95	63-32	1998, '03	146	93-53	1993, '02
45	32-13	1997, '98	96	64-32	1998, '03	147	94-53	1993, '02
46	33-13	1997, '98	97	65-32	2003	148	95-53	1993
47	34-13	1998	98	65-33	1998, '03	149	95-54	1993, '98, '02
48	35-13	1998	99	66-33	2003	150	96-54	1993
49	35-14	1998	100	66-34	2003	151	97-54	1993
50	36-14	1998	101	67-34	2003	152	97-55	1993, '98
51	37-14	1998	102	67-35	1998, '03	153	98-55	1993, '98
52	38-14	1998	103	68-35	1998, '03	154	99-55	1998
53	39-14	1998	104	68-36	1998, '03	155	99-56	1993, '98
54	39-15	1998	105	69-36	1998, '03	156	100-56	1993, '98
55	39-16	1998	106	70-36	1998, '03	157	101-56	1998
56	39-17	1998	107	70-37	1998, '03	158	102-56	1998
57	39-18	1998	108	71-37	1998, '03	159	103-56	1998
58	40-18	1998	109	72-37	1998, '03	160	104-56	1998
59	41-18	1998	110	73-37	2003	161	105-56	1998
60	42-18	1998	111	73-38	1998, '02, '03	162	106-56	1998

Atlanta Braves Worst Record – By Game

Game			Game			Game		
No.	Record	Year	No.	Record	Year	No.	Record	Year
10	0-10	1988	61	21-40	1988	112	38-74	1988
11	1-10	1988	62	22-40	1979, '88	113	38-75	1988
12	2-10	1988	63	22-41	1979	114	39-75	1988
13	2-11	1988	64	23-41	1977, '79, '88	115	40-75	1988
14	2-12	1988	65	23-42	1977, '88	116	40-76	1988
15	2-13	1988	66	23-43	1977, '88	117	40-77	1988
16	3-13	1988	67	23-44	1977, '88	118	41-77	1988
17	3-14	1988	68	24-44	1977, '88	119	41-78	1988
18	3-15	1988	69	25-44	1977, '88	120	41-79	1988
19	3-16	1988	70	26-44	1977, '88	121	41-80	1988
20	4-16	1988	71	26-45	1988	122	41-81	1988
21	5-16	1988	72	26-46	1988	123	42-81	1988
22	5-17	1988	73	26-47	1988	124	43-81	1977, '88
23	6-17	1988	74	26-48	1988	125	43-82	1988
24	6-18	1988	75	26-49	1988	126	43-83	1988
25	6-19	1988	76	26-50	1988	127	43-84	1988
26	7-19	1988	77	27-50	1988	128	44-84	1988
27	7-20	1988	78	27-51	1988	129	44-85	1988
28	8-20	1977, '88	79	28-51	1988	130	45-85	1988
29	8-21	1977, '88	80	29-51	1988	131	45-86	1988
30	8-22	1977	81	30-51	1977, '88	132	45-87	1988
31	9-22	1977, '88	82	30-52	1977, '88	133	45-88	1988
32	9-23	1977	83	30-53	1977, '88	134	46-88	1988
33	9-24	1977	84	30-54	1977, '88	135	46-89	1988
34	10-24	1977, '88	85	30-55	1977, '88	136	47-89	1988
35	11-24	1977, '88	86	31-55	1977, '88	137	48-89	1988
36	11-25	1988	87	31-56	1988	138	48-90	1988
37	11-26	1988	88	31-57	1988	139	49-90	1988
38	11-27	1988	89	32-57	1988	140	49-91	1988
39	12-27	1988	90	32-58	1988	141	49-92	1988
40	13-27	1988	91	32-59	1988	142	49-93	1988
41	13-28	1988	92	32-60	1988	143	49-94	1988
42	14-28	1988	93	32-61	1988	144	49-95	1988
43	14-29	1988	94	32-62	1988	145	49-96	1988
44	15-29	1988	95	33-62	1988	146	50-96	1988
45	15-30	1988	96	34-62	1988	147	51-96	1988
46	15-31	1988	97	34-63	1977, '88	148	52-96	1988
47	16-31	1988	98	35-63	1977, '88	149	52-97	1988
48	17-31	1977, '88	99	35-64	1977, '88	150	52-98	1988
49	17-32	1977, '88	100	35-65	1988	151	52-99	1988
50	17-33	1977, '88	101	35-66	1988	152	52-100	1988
51	18-33	1973, '77, '88	102	35-67	1988	153	52-101	1988
52	18-34	1988	103	35-68	1988	154	52-102	1988
53	19-34	1979, '88	104	35-69	1988	155	52-103	1988
54	19-35	1988	105	35-70	1988	156	53-103	1988
55	20-35	1977, '79, '88	106	35-71	1988	157	53-104	1988
56	20-36	1977, '88	107	36-71	1988	158	53-105	1988
57	20-37	1988	108	37-71	1988	159	54-105	1988
58	20-38	1988	109	38-71	1988	160	54-106	1988
59	20-39	1988	110	38-72	1988	161	60-101	1977
60	20-40	1988	111	38-73	1988	162	61-101	1977

Atlanta Braves Monthly Records

Year		March/April W-L	May W-L	June W-L	July W-L	Aug. W-L	Sept/Oct W-L	Pre All-Star W-L	Post All-Star W-L	Totals
1966	H	4-4	5-9	9-12	6-4	7-4	12-5	18-25	25-13	43-38
	A	6-4	5-10	5-5	8-8	8-8	10-4	23-22	19-17	42-39
	T	10-8	10-19	14-17	14-12	15-12	22-9	41-47	44-30	85-77
1967	H	8-2	9-5	8-5	9-5	8-4	6-12	28-13	20-20	48-33
	A	1-5	4-9	7-10	6-6	7-13	4-9	14-26	15-26	29-52
	T	9-7	13-14	15-15	15-11	15-17	10-21	42-39	35-46	77-85
1968	H	5-4	8-8	8-6	9-7	5-10	6-5	23-20	18-20	41-40
	A	3-6	9-3	6-9	7-8	8-8	7-7	20-20	20-21	40-41
	T	8-10	17-11	14-15	16-15	13-18	13-12	43-40	38-41	81-81
1969	H	9-1	8-6	12-8	7-3	3-10	11-3	34-16	16-15	50-31
	A	5-6	6-3	4-6	9-13	10-6	9-4	22-26	21-12	43-38
	T	14-7	14-9	16-14	16-16	13-16	20-7	56-42	37-27	93-69
1970	H	3-6	11-2	5-7	9-10	8-4	6-10	24-22	18-17	42-39
	A	7-5	6-6	5-9	4-8	7-10	5-8	18-22	16-25	34-47
	T	10-11	17-8	10-16	13-18	15-14	11-19	42-44	34-42	76-86
1971	H	4-9	7-2	10-7	9-4	8-10	5-7	23-19	20-20	43-39
	A	6-2	5-15	6-10	10-4	5-5	7-5	21-29	18-12	39-41
	T	10-11	12-17	16-17	19-8	13-15	12-12	44-48	38-32	82-80
1972	H	3-6	6-4	4-4	4-8	6-10	6-9	20-19	16-22	36-41
	A	4-2	5-10	9-10	11-6	5-9	7-3	22-30	12-13	34-43
	T	7-8	11-14	13-14	15-14	11-19	13-12	42-49	28-35	70-84
1973	H	4-5	4-6-1	10-5	7-13	8-5	7-6	25-27-1	15-13	40-40-1
	A	3-8	6-11	6-10	8-4	9-3	4-9	20-30	16-15	36-45
	T	7-13	10-17-1	16-15	15-17	17-8	11-15	45-57-1	31-28	76-85-1
1974	H	9-6	5-4	9-5	6-11	9-3	8-6	25-24	21-11	46-35
	A	2-6	10-6	7-8	6-5	10-6	7-8	25-25	17-14	42-39
	T	11-12	15-10	16-13	12-16	19-9	15-14	50-49	38-25	88-74
1975	H	6-4	7-4	4-9	9-10	6-9	5-7	23-22	14-21	37-43
	A	6-8	3-11	7-7	5-6	6-9	3-10	17-27	13-24	30-51
	T	12-12	10-15	11-16	14-16	12-18	8-17	40-49	27-45	67-94
1976	H	4-3	2-13	8-5	6-7	8-8	6-11	18-24	16-23	34-47
	A	4-6	6-8	10-6	6-8	5-9	5-8	22-21	14-24	36-45
	T	8-9	8-21	18-11	12-15	13-17	11-19	40-45	30-47	70-92
1977	H	6-6	5-7	10-8	5-4	9-8	5-8	22-23	18-18	40-41
	A	2-6	4-13	1-7	4-14	2-11	8-9	12-34	9-26	21-60
	T	8-12	9-20	11-15	9-18	11-19	13-17	34-57	27-44	61-101
1978	H	4-7	8-5	7-5	10-7	6-9	4-9	23-19	16-23	39-42
	A	2-7	4-8	6-11	7-6	5-8	6-11	14-28	16-23	30-51
	T	6-14	12-13	13-16	17-13	11-17	10-20	37-47	32-45	69-93
1979	H	4-7	6-7	7-6	8-10	3-6	6-9	24-26	10-19	34-45
	A	3-6	5-11	6-10	4-7	7-10	7-5	15-27	17-22	32-49
	T	7-13	11-18	13-16	12-17	10-16	13-14	39-53	27-41	66-94
1980	H	6-4	7-4	7-6	11-7	9-4	10-5	25-15	25-15	50-30
	A	0-7	4-11	8-7	3-8	10-7	6-10	12-25	19-25	31-50
	T	6-11	11-15	15-14	14-15	19-11	16-15	37-40	44-40	81-80
1981	H	3-6	7-7-1	1-2	Strike	4-4	7-8	11-15-1	11-12	22-27-1
	A	6-4	6-6	2-4	Strike	8-5	6-10	14-14	14-15	28-29
	T	9-10	13-13-1	3-6	Strike	12-9	13-18	25-29-1	25-27	50-56-1
1982	H	8-5	5-7	6-6	10-7	7-7	6-7	25-22	17-17	42-39
	A	8-0	6-8	12-3	6-4	6-11	9-8	26-11	21-23	47-34
	T	16-5	11-15	18-9	16-11	13-18	15-15	51-33	38-40	89-73

Atlanta Braves Monthly Records, Continued

Year		March/April W-L	May W-L	June W-L	July W-L	Aug. W-L	Sept/Oct W-L	Pre All-Star W-L	Post All-Star W-L	Totals
1983	H	10-1	8-6	8-6	10-4	3-8	7-9	29-14	17-20	46-34
	A	4-4	8-6	8-7	8-7	9-8	5-8	20-17	22-23	42-40
	T	14-5	16-12	16-13	18-11	12-16	12-17	49-31	39-43	88-74
1984	H	5-8	8-3	7-7	4-8	7-10	7-7	21-10	17-23	38-43
	A	4-4	9-8	10-5	8-8	4-7	7-7	25-21	17-18	42-39
	T	9-12	17-11	17-12	12-16	11-17	14-14	46-41	34-41	80-82
1985	H	3-6	8-8	7-7	6-7	5-9	3-12	23-27	9-22	32-49
	A	6-4	2-8	7-7	5-8	6-8	8-12	16-20	18-27	34-47
	T	9-10	10-16	14-14	11-15	11-17	11-24	39-47	27-49	66-96
1986	H	4-8	8-2	8-6	4-8	7-6	10-10	22-20	19-20	41-40
	A	3-4	10-8	6-8	3-11	8-7	1-11	20-26	11-23	31-49
	T	7-12	18-10	14-14	7-19	15-13	11-20	42-46	30-43	72-89
1987	H	4-5	9-6	7-8	6-8	7-4	9-8	24-25	18-14	42-39
	A	5-7	7-6	4-8	3-9	4-13	4-10	17-21	10-32	27-53
	T	9-12	16-12	11-16	9-17	11-17	13-18	41-46	28-46	69-92
1988	H	1-11	5-6	6-8	5-9	5-9	6-8	15-28	13-23	28-51
	A	2-5	7-8	4-10	4-11	5-10	3-10	15-26	11-29	26-55
	T	3-16	12-14	10-18	9-20	10-19	9-18	30-54	24-52	54-106
1989	H	5-4	8-8	4-9	8-10	3-6	5-9	20-25	13-21	33-46
	A	5-11	4-6-1	6-8	3-6	7-12	5-8	16-26-1	14-25	30-51-1
	T	10-15	12-14-1	10-17	11-16	10-18	10-17	36-51-1	27-46	63-97-1
1990	H	3-8	7-5	6-7	6-9	7-9	8-6	17-23	20-21	37-44
	A	1-5	6-9	7-8	4-10	4-10	6-11	16-24	12-29	28-53
	T	4-13	13-14	13-15	10-19	11-19	14-17	33-47	32-50	65-97
1991	H	2-6	8-6	7-8	11-3	11-6	9-4	18-22	30-11	48-33
	A	6-4	9-3	5-9	5-7	8-5	13-7	21-18	25-17	46-35
	T	8-10	17-9	12-17	16-10	19-11	22-11	39-40	55-28	94-68
1992	H	7-3	5-7	13-2	6-6	8-6	12-6	28-15	23-15	51-30
	A	4-8	7-9	6-4	10-3	11-4	9-6	21-22	26-12	47-34
	T	11-11	12-16	19-6	16-9	19-10	21-12	49-37	49-27	98-64
1993	H	5-7	7-5	10-5	9-3	7-6	13-4	26-18	25-12	51-30
	A	7-6	10-5	5-6	10-6	12-1	9-4	24-21	29-7	53-28
	T	12-13	17-10	15-11	19-9	19-7	22-8	50-39	54-19	104-58
1994	H	4-5	8-6	11-5	8-8	-	Strike	25-20	6-4	31-24
	A	11-3	8-4	6-5	6-6	6-4	Strike	27-13	10-9	37-22
	T	15-8	16-10	17-10	14-14	6-4	Strike	52-33	16-13	68-46
1995	H	2-0	7-7	8-8	10-2	9-6	8-5	23-15	21-13	44-28
	A	2-1	9-5	7-4	10-5	10-4	8-7	21-10	25-16	46-26
	T	4-1	16-12	15-12	20-7	19-10	16-12	44-25	46-29	90-54
1996	H	8-6	12-3	11-6	7-3	10-5	8-2	33-17	23-8	56-25
	A	8-5	7-3	4-7	8-8	9-5	4-13	21-16	19-25	40-41
	T	16-11	19-6	15-13	15-11	19-10	12-15	54-33	42-33	96-66
1997	H	12-2	8-6	5-5	9-6	8-6	8-6	25-13	25-18	50-31
	A	7-4	9-5	11-7	8-5	8-5	8-4	32-17	19-13	51-30
	T	19-6	17-11	16-12	17-11	16-11	16-10	57-30	44-31	101-61
1998	H	10-4	15-4	7-7	6-4	9-4	9-2	35-15	21-10	56-25
	A	8-5	6-5	8-4	12-5	9-6	7-6	24-14	26-17	50-31
	T	18-9	21-9	15-11	18-9	18-10	16-8	59-29	47-27	106-56
1999	H	7-4	10-6	7-5	8-4	11-1	11-4	29-17	27-8	56-25
	A	8-3	6-7	9-6	8-8	10-6	8-5	26-17	21-17	47-34
	T	15-7	16-13	16-11	16-12	21-7	19-9	55-34	48-25	103-59

Atlanta Braves Monthly Records, Continued

Year		March/April W-L	May W-L	June W-L	July W-L	Aug. W-L	Sept/Oct W-L	Pre All-Star W-L	Post All-Star W-L	Totals
2000	H	13-2	6-3	8-7	8-5	7-7	9-6	28-15	23-15	51-30
	A	5-4	11-7	5-8	9-4	7-8	7-6	24-21	20-16	44-37
	T	18-6	17-10	13-15	17-9	14-15	16-12	52-36	43-31	95-67
2001	H	5-4	11-7	4-6	8-8	5-12	7-4	22-19	18-22	40-41
	A	7-10	3-5	15-3	7-3	7-4	9-8	27-19	21-14	48-33
	T	12-14	14-12	19-9	15-11	12-16	16-12	49-38	39-36	88-74
2002	H	8-8	8-5	10-2	10-4	7-3-1	9-6	31-17	21-11-1	52-28-1
	A	4-7	10-5	11-3	8-4	9-8	7-4	25-15	24-16	49-31
	T	12-15	18-10	21-5	18-8	16-11-1	16-10	56-32	45-27-1	101-59-1
2003	H	10-6	9-3	8-3	11-4	8-5	9-5	30-13	25-13	55-26
	A	7-4	11-5	6-8	9-4	8-7	5-7	31-19	15-16	46-35
	T	17-10	20-8	14-11	20-8	16-12	14-12	61-32	40-29	101-61
2004	H	6-3	6-7	7-8	10-4	10-4	10-6	22-19	27-13	49-32
	A	5-7	8-8	5-7	10-2	10-4	9-6	23-23	24-11	47-34
	T	11-10	14-15	12-15	20-6	20-8	19-12	45-42	51-24	96-66
2005	H	7-4	10-3	7-5	11-2	7-9	11-5	29-14	24-14	53-28
	A	7-6	4-10	8-8	7-6	7-5	4-9	21-25	16-19	37-44
	T	14-10	14-13	15-13	18-8	14-14	15-14	50-39	40-33	90-72
2006	H	4-5	9-3	2-12	7-8	8-7	10-6	21-23	19-18	40-41
	A	6-9	9-8	4-9	7-2	7-6	6-8	19-26	20-16	39-42
	T	10-14	18-11	6-21	14-10	15-13	16-14	40-49	39-34	79-83
2007	H	7-4	8-7	7-10	6-5	6-6	10-5	22-21	22-16	44-37
	A	9-5	6-7	6-5	7-8	7-9	5-7	25-21	15-20	40-41
	T	16-9	14-14	13-15	13-13	13-15	15-12	47-42	37-36	84-78
2008	H	8-4	14-3	6-7	4-9	4-9	7-6	30-18	13-20	43-38
	A	4-11	3-9	5-9	6-6	5-11	6-6	15-32	14-20	29-52
	T	12-15	17-12	11-16	10-15	9-20	13-12	45-50	27-40	72-90
2009	H	4-5	7-7	8-9	8-3	8-6	5-11	21-21	19-20	40-41
	A	6-6	8-7	3-6	8-8	9-5	12-3	22-24	24-11	46-35
	T	10-11	15-14	11-15	16-11	17-11	17-14	43-45	43-31	86-76
2010	H	6-4	11-2	11-3	6-4	14-5	8-7	30-10	26-15	56-25
	A	3-10	9-6	6-8	7-7	4-6	6-9	23-26	13-20	35-46
	T	9-14	20-8	17-11	13-11	18-11	14-16	53-36	39-35	91-71

Highest Braves Home Attendance vs. All Clubs

Club	Date	Attend.	Score	Club	Date	Attend.	Score
Arizona	7/16/2003	49,127x	10-6	Baltimore	7/14/2001	50,069x	1-4
Chicago (NL)	4/5/2011	53,081x	16-5	Boston	7/3/2004	51,831x	1-6
Cincinnati	7/4/1977	50,595	5-4	Chicago (AL)	6/22/2002	47,276x	15-2
Colorado	8/4/2007	50,647x	6-4	Cleveland	6/19/2004	41,987x	4-0
Florida	9/24/2005	51,775x	6-1	Detroit	6/23/2007	49,074x	1-2
Houston	5/24/1994	49,402x	0-8	Kansas City	6/19/2011	39,109x	5-4
Los Angeles	4/8/1974	53,775	7-4	Los Angeles (AL)	6/8/2005	27,747x	4-8
Milwaukee	6/24/2000	49,802x	1-2	New York (AL)	6/25/1998	49,052	0-6
Mon./Wash.	7/27/1994	49,333x	4-1	Oakland	6/11/2005	36,004x	5-3
New York (NL)	7/28/2006	53,943x	5-2	Seattle	6/21/08	47,158x	5-4
Philadelphia	10/2/2011	54,296x	0-7	Tampa Bay	6/7/1999	36,731x	9-5
Pittsburgh	4/12/1966	50,671	2-3	Texas	6/5/2003	35,944x	8-4
St. Louis	7/21/2007	53,953x	14-6	Toronto	6/27/1998	48,338x	2-0
San Diego	5/20/2000	49,653x	10-6				
San Francisco	6/22/1996	49,365x	6-0				

x-Tickets Sold

Atlanta Braves Year-By-Year Attendance

Year	Home			Road		
	Attendance	Dates	Average	Attendance	Dates	Average
1966	1,539,801	76	20,260	1,398,368	77	18,160
1967	1,389,222	80	17,365	1,226,510	72	17,035
1968	1,126,540	80	14,081	1,121,620	72	15,578
1969	1,458,320	74	19,707	1,346,487	74	18,196
1970	1,078,848	74	14,579	1,352,365	74	18,275
1971	1,006,320	76	13,241	1,456,512	75	19,420
1972	752,973	68	11,073	1,396,486	71	19,669
1973	800,655	68	11,774	1,546,201	77	20,081
1974	981,085	75	13,081	1,685,587	76	22,179
1975	534,672	73	7,324	1,375,545	77	17,862
1976	818,179	71	11,524	1,197,982	75	15,973
1977	872,464	80	10,906	1,383,686	76	18,206
1978	904,494	75	12,060	1,594,956	76	20,986
1979	769,465	75	10,260	1,636,611	76	21,534
1980	1,048,411	77	13,616	1,544,747	78	19,804
1981*	535,418	49	10,297	1,152,852	56	20,587
1982	1,801,985	78	23,102	1,985,595	79	25,134
1983	2,119,935	77	27,532	1,855,533	78	23,789
1984	1,724,892	79	21,834	1,635,406	77	21,239
1985	1,350,137	79	17,090	1,658,044	79	20,988
1986	1,387,181	80	17,340	1,840,076	79	23,292
1987	1,217,402	80	15,218	1,911,559	79	24,197
1988	848,089	76	11,159	1,819,007	77	23,623
1989	984,930	77	12,791	1,936,802	78	24,831
1990	980,129	76	12,896	1,854,478	78	23,775
1991	2,140,217	79	27,091	1,927,285	80	24,091
1992	3,077,400	80	38,468	2,130,793	79	26,972
1993	3,884,720#	81	47,960	2,944,157	81	36,348
1994*	2,539,240	54	47,023	2,201,468	57	38,622
1995*	2,561,831	72	35,581	2,021,878	72	28,082
1996	2,901,242	81	35,818	2,417,089	81	30,596
1997	3,464,488	81	42,771	2,353,270	80	29,416
1998	3,361,350	81	41,498	2,699,383	81	33,326
1999	3,284,897	81	40,554	2,479,058	81	30,988
2000	3,234,301	81	39,930	2,533,903	81	31,674
2001	2,823,494	81	34,858	2,303,545	80	28,794
2002	2,603,482	81	32,142	2,121,286	79	26,852
2003	2,401,084	79	30,393	2,293,054	81	28,309
2004	2,322,565	79	29,400	2,400,007	80	30,000
2005	2,521,527	80	31,519	2,653,372	81	32,758
2006	2,550,524	80	31,882	2,412,534	79	30,538
2007	2,745,210	81	33,891	2,739,674	81	33,823
2008	2,532,834	81	31,270	2,694,281	79	34,105
2009	2,373,631	81	29,304	2,560,615	81	31,613
2010	2,510,119	81	30,989	2,527,550	81	31,204
Totals	80,504,353	3,367	23,910	84,628,435	3,380	25,038

Note: Since 1993, totals are tickets sold;

* Strike Season;

Franchise record

Ten Largest Atlanta Regular-Season Home Crowds

Date	Attendance	Opponent	Score
1. October 2, 2011	54,296xC	Philadelphia Phillies	0-7
2. July 21, 2007	53,953x	St. Louis Cardinals	14-6
3. July 28, 2006	53,943x	New York Mets	4-6
4. April 8, 1974	53,775*	Los Angeles Dodgers	7-4
5. April 5, 2011	53,081x	Chicago Cubs	16-5
6. October 3, 2011	52,613x	Philadelphia Phillies	8-7
7. July 4, 2005	52,274x	Chicago Cubs	4-0
8. August 9, 1966	52,270*	Los Angeles Dodgers	2-1
9. July 3, 2004	51,831x	Boston Red Sox	1-6
10. June 9, 2007	51,816x	Chicago Cubs	9-5

x-Tickets Sold; *-at Fulton County Stadium; C-"Bobby Cox" Day

Ten Smallest Atlanta Regular-Season Home Crowds

Date	Attendance	Opponent	Score
1. Sept. 8, 1975	737	Houston	6-9
2. Sept. 6, 1977	877	San Francisco	2-12
3. Sept. 14, 1976	970	Houston	3-4, 4-3
4. Sept. 24, 1974	1,045	San Francisco	7-6
5. Sept. 4, 1975	1,062	San Diego	2-1
6. Sept. 3, 1975	1,119	San Diego	9-10
7. Sept. 15, 1976	1,145	Houston	3-4
8. Sept. 5, 1978	1,192	San Diego	8-1
9. Sept. 28, 1976	1,306	San Francisco	1-4
10. Sept. 17, 1973	1,362	San Diego	7-0

Atlanta Detailed Attendance Highs

Category	Date	Attendance	Opponent	Score
Season	1993	3,884,720*x	----	----
Game (Turner Field)	July 21, 2007	53,953x	St. Louis	14-6
Game (Atlanta-Fulton County)	April 8, 1974	53,775	Los Angeles	7-4
Day Game	October 2, 2011	54,296x	Philadelphia	0-7
Night Game	July 21, 2007	53,953x	St. Louis	14-6
Day Doubleheader	July 18, 1971	46,489	San Francisco	4-5, 4-2
Twilight Doubleheader	July 4, 1972	50,597	Chicago Cubs	5-3, 3-3
Opening Day	April 5, 2011	53,081x	Chicago Cubs	16-5
Opening Night	April 8, 1974	53,775	Los Angeles	7-4
Four-Game Series	July 18-21, 1997	196,211x	Los Angeles	----
Three-Game Series	October 1-3, 2011	158,048x	Philadelphia	----
Two-Game Series	June 24-25, 1998	98,032x	New York (A)	----
World Series Game	Oct. 23 & 24, 1996	51,881x	New York (A)	6-8, 0-1
Championship Series Game	Oct. 10, 1982	52,173	St. Louis	2-6
Division Series Game	Oct. 5, 2003	54,357x	Chicago	1-5
All-Star Game	July 25, 1972	53,107	----	NL 4, AL 3
vs. One Club, Season	1983	409,137#	Los Angeles	----
Memorial Day	May 31, 1993	45,850x	San Diego	2-1
Independence Day	July 4, 2005	52,274x	Chicago Cubs	4-0
Labor Day	September 6, 1999	41,678	St. Louis	4-1
Weeknight	April 8, 1974, (Monday)	53,775	Los Angeles	7-4
Saturday	October 2, 2011	54,296x	Philadelphia	0-7
Sunday	October 3, 2011	52,613x	Philadelphia	8-7

* 81 dates; # 9 dates; x Tickets Sold

Atlanta-Fulton County Stadium (1966-96)

Atlanta-Fulton County Stadium was home to the Braves from the 1966 season through the 1996 season. Ground was broken on April 15, 1964, and the first game was played on April 9, 1965, when Milwaukee defeated Detroit, 6-3, in an exhibition game before the 1965 regular season. The first regular-season game was played April 12, 1966, vs. Pittsburgh, and the final regular-season contest was played September 23, 1996, vs. Montreal. The final game took place on October 24, 1996, when New York defeated Atlanta, 1-0, in Game 5 of the World Series. Approximate cost of the stadium was \$18 million. The park was completed in 20 months, eight for design and 12 for construction. Architects were two Atlanta firms: Heery and Heery and Finch, Alexander, Barnes, Rothschild and Paschal. General contractor was the Thompson and Street Company of Charlotte, NC, and Atlanta. The stadium dimensions were 330' down each line, 402' in centerfield and 385' to the power alleys. The stadium wall was 10' and the ballpark had a capacity of 52,769 for baseball. The stadium was also used by the NFL's Atlanta Falcons and was used as the baseball venue for the 1996 Olympic Games.

Upper Level Homers

Date	Player, Club	Pitcher, Club
6/10/69	Willie Smith, CHI	Ron Reed, ATL
6/22/69	Willie McCovey, SF	Gary Neibauer, ATL
4/13/70	Hank Aaron, ATL	Frank Reberger, SF
9/10/71	Earl Williams, ATL	Gaylord Perry, SF

Club Level Homers

6/20/66	Joe Torre, ATL	Chris Short, PHI
9/7/68	Jim Wynn, HOU	Phil Niekro, ATL
9/11/69	Willie McCovey, SF	Ron Reed, ATL
8/21/73	Mike Lum, ATL	Rick Wise, PHI
8/20/80	Cliff Johnson, CHI	Larry McWilliams, ATL
8/30/90	Ron Gant, ATL	Omar Olivares, STL
7/29/92	Jeff Bagwell, HOU	Tom Glavine, ATL
5/10/94	Pete Incaviglia, PHI	Steve Bedrosian, ATL
8/10/96	Fred McGriff, ATL	Curtis Leskanic, COL

Atlanta-Fulton County Stadium Firsts

Ground Breaking: April 15, 1964
Construction Finished: April 9, 1965
First Game: April 12, 1966
First Batter: Matty Alou, Pittsburgh
First Hit: Gene Alley, Pittsburgh
First Home Run: Joe Torre, Atlanta
First Braves Batter: Felipe Alou
First Hit by a Brave: Rico Carty
First Braves Stolen Base: Hank Aaron
First Braves Error: Denis Menke

Atlanta-Fulton County Stadium Lasts*

Last Game: September 23, 1996
 Atlanta 3 - Montreal 1
Attendance: 49,083 **TOG:** 2:22
Last Batter: Moises Alou, Montreal
Last Hit: David Segui, Montreal
Last Hit by a Brave: Ryan Klesko
Last Stolen Base: Luis Polonia, Atlanta
Last Braves Error: Jermaine Dye, 9/22/96
Last HR by a Brave: Marquis Grissom, 9/22/96
Winning Pitcher: Greg Maddux
 *Last regular-season game



Photo by Joe Sebo

Turner Field (Opened 1997)

Grand Opening – April 4, 1997. Braves defeated the Chicago Cubs, 5-4.

History – The 1996 Olympic Stadium, built just south of Atlanta-Fulton County Stadium, was retrofitted into a baseball only, open-air, natural grass facility between September, 1996, and April, 1997. AFC Stadium was imploded in August 1997 and the site is now a parking lot.

Location – Between Ralph David Abernathy on the north, Hank Aaron Drive on the east, Bill Lucas Drive on the south and Pollard Blvd. on the west. It's very near the junction of I-75/85 and I-20.

Seating – **Official capacity for Turner Field is 49,586.** Three levels supported by four concourses. A cross-aisle walkway divides the lower concourse. Field level and dugout seats are below the cross-aisle, the terrace level above it. The second level, the Golden Moon Casino Level, includes 58 private suites, three party suites and the 755 Club, the ballpark's private membership club. The third, or upper level does not go all the way around the park, thus providing fans a view of the downtown Atlanta skyline.

Playing Field – Prescription Athletic Turf, featuring a state-of-the-art mechanical drainage system and hybrid Bermuda grass. The turf for the playing field is grown in an area below the scoreboard beyond the center field wall.

Field Dimensions – The stadium dimensions are 335' down the leftfield line, 400' to center field, 330' down the rightfield line, 380' to the leftfield power alley and 390' to the rightfield power alley.

Entry Plaza – The main entry to Turner Field, it was built after 35,000 seats and part of the track and field complex of the Olympic Stadium were removed. The plaza features statues of Hank Aaron, Phil Niekro and Ty Cobb, monuments of the Braves' retired numbers, a huge video screen that shows the Braves game, a video wall broadcasting every other major league game in progress, photo kiosks, a Kids Zone, a retail store and a variety of concession stands.

Parking – 8,500 official spaces. The lot on the site of Atlanta-Fulton County Stadium contains an outline of the playing field, including markers for home plate, the bases and the location of Hank Aaron's record-breaking 715th home run.

Scoreboard and Sound System – Turner Field features the largest high-definition video display in the world. The Mitsubishi Diamond Vision, installed in 2005, measures 71', 4" by 78', 8" and integrates live video, scoring information and animations onto a single full-color screen to display game content in vivid detail. Also installed in 2005, a Daktronics LED fascia video display wraps around Turner Field between the Terrace and Lexus levels. The 1,085' by 42" display interacts with the massive high-definition board, but also features its own video, graphics, animation, game information and advertising. Turner Field also employs ScorePAD Sports, Inc's state-of-the-art STADIUMnet baseball scoring system. This system provides a wide variety of in-game, season, and career information on each baseball player in the game. The speakers in each seating section are independently controlled.

Scouts Alley – Located just off the Entry Plaza, it contains life-size visuals of notable Braves and their original scouting reports, interactive skills and educational activities for youth and the Braves Museum and Hall of Fame, a project of the Atlanta History Center and the Braves.

Sky Field – Sky Field is a 23,000 square-foot baseball-themed attraction located above the leftfield club level at Turner Field. The distance is estimated at 435 feet from home plate and 80 feet above the field. A ball has yet to reach Sky Field during a regulation Braves' game.

SunTrust Club – In 2008 the Braves unveiled the SunTrust Club, an exclusive seating area with its own private lounge. Season ticket holders in the SunTrust seats enjoy Braves games from a whole new perspective. Some seats are 43' from homeplate – 17' closer than the pitching mound. Included in Club's membership package is valet parking, a private entrance, a 4,000 square foot lounge with gourmet dining and impeccable service, plush seating, flat panel televisions throughout the seating area and in-seat food and beverage service.

Disabled Seating – The entire ballpark is wheelchair accessible and compliant with the Americans with Disabilities Act. More than one percent of the seating capacity is allocated for disabled seating.

Turner Field Firsts

First Game: April 4, 1997 vs. Chicago Cubs

Attendance: 45,044 (first sellout)

TOG: 2:54

Score: 5-4, Braves

WP: Brad Clontz

LP: Terry Adams

Save: Mark Wohlers

First Pitch: by Denny Neagle, 7:47 p.m.

First Batter: Brian McRae, Chicago

First Braves Batter: Kenny Lofton

First Hit: Chipper Jones (single)

First Double: Javy Lopez

First Triple: Brian McRae, Chicago

First Home Run: Michael Tucker

First RBI: Michael Tucker

First Run Scored: Michael Tucker

First Braves Stolen Base: Chipper Jones

First Braves Error: Fred McGriff

First Strikeout: Mark Lemke

First Walk: Chipper Jones

First Intentional Walk: Sammy Sosa, Chicago

Turner Field Batting Leaders

Hits	Home Runs	RBI
1. Chipper Jones1,098	1. Chipper Jones204	1. Chipper Jones694
2. Andruw Jones796	2. Andruw Jones166	2. Andruw Jones519
3. Rafael Furcal497	3. Javy Lopez79	3. Javy Lopez259
4. Javy Lopez393	4. Brian McCann53	4. Brian McCann218
5. Marcus Giles379	5. Jeff Francoeur45	5. Jeff Francoeur208
6. Brian McCann368	5. Marcus Giles42	6. Marcus Giles173
7. Jeff Francoeur346	7. Brian Jordan36	7. Brian Jordan156
8. Brian Jordan269	Adam LaRoche36	8. Rafael Furcal146
9. Yunel Escobar234	9. Gary Sheffield35	9. Ryan Klesko136
10. Adam LaRoche211	10. Andres Galarraga31	10. Adam LaRoche122
	Ryan Klesko31	

Longest* Home Runs At Turner Field

Rank	Distance	Player, Club	Inning	Date
1.	471 feet	Sammy Sosa, Chicago	1st	September 1, 2001
2.	467 feet	Barry Bonds, San Francisco	3rd	August 29, 2004
3.	462 feet	Barry Bonds, San Francisco	5th	August 29, 2004
4.	458 feet	Mark Teixeira, Atlanta	2nd	September 21, 2007
5.	456 feet	Mike Piazza, New York	7th	April 7, 2004
6.	454 feet	Jeromy Burnitz, Milwaukee	5th	June 24, 2000
7.	453 feet	Mark Reynolds, Arizona	8th	August 17, 2007
8.	452 feet	Andruw Jones, Atlanta	4th	September 5, 2005
9.	451 feet	Chipper Jones, Atlanta	4th	July 5, 2000
		Shawn Green, Los Angeles	1st	August 24, 2001

* Home run distances are estimates.

Players Who Hit Three Homers In One Game At Turner Field

Player, Club	Date	H-AB	RBI	Score
Barry Bonds, San Francisco	May 19, 2001	4-5	3	SF 6, ATL 3
Richie Sexson, Milwaukee	April 25, 2003	4-5	5	MIL 12, ATL 5
Damion Easley, Arizona	June 3, 2006 [2]	4-5	7	ARI 13, ATL 9
Alfonso Soriano, Chicago (NL)	June 8, 2007	4-5	3	CHI 9, ATL 1
Mark Teixeira, Atlanta	June 22, 2008	3-4	4	ATL 8, SEA 3

Postponed Games At Turner Field

There have been 14 postponed games in the 14-year history of Turner Field. One game, August 15, 2002 (vs. San Francisco), was declared a 3-3 tie after a two-hour, 33-minute rain delay in the 10th inning (that game is not included in the list of postponed games). The last postponed game occurred June 4, 2009 (vs. Chicago).

By Year	By Month	By Opponent
19970	March0	Arizona2
19980	April2	Chicago3
19990	May2	Colorado1
20000	June4	Florida1
20010	July1	New York3
20021	August2	Philadelphia2
20032	September3	Pittsburgh1
20042	October0	Washington1
20052		
20062		

Atlanta Braves Opening Day Results (Fulton County Stadium Era)

Year	Date	Home/ Away	Opponent	Result	Pitchers of Record	
					Braves	Opponent
1966	4/12	H	Pittsburgh	L, 2-3 (13)	Cloninger	Schwall
1967	4/11	A	Houston	L, 1-6	Kelley	Cuellar
	4/13	H*	San Francisco	L, 0-2	Cloninger	Perry
1968	4/10	A	St. Louis	L, 1-2	Jarvis	Washburn
	4/12	H*	Cincinnati	W, 4-3	Niekro	Tsitouris
1969	4/7	H	San Francisco	W, 5-4	Stone	Linzy
1970	4/7	A	San Diego	L, 3-8	Niekro	Dobson
	4/13	H*	San Francisco	W, 9-3	Jarvis	Reberger
1971	4/5	A	Cincinnati	W, 7-4	Upshaw	Granger
	4/9	H*	Pittsburgh	L, 2-8	Jarvis	Moose
1972	4/15	A	San Diego	L, 5-6	Niekro	Kirby
	4/17	H*	Los Angeles	L, 3-8	Stone	Singer
1973	4/6	H	Houston	L, 1-2 (13)	Upshaw	Gladding
1974	4/4	A	Cincinnati	L, 6-7 (11)	Capra	C. Carroll
	4/8	H*	Los Angeles	W, 7-4	Reed	Downing
1975	4/7	A	Houston	L, 2-6	Niekro	Dierker
	4/15	H*	Houston	W, 6-1	Niekro	Richard
1976	4/9	A	San Diego	L, 2-8	Morton	Jones
	4/13	H*	Cincinnati	L, 1-6	Torrealba	Norman
1977	4/8	A	Houston	L, 2-3 (11)	Johnson	Forsch
	4/15	H*	Houston	W, 4-3	Ruthven	Lemongello
1978	4/7	H	Los Angeles	L, 4-13	Niekro	Sutton
1979	4/6	A	Houston	L, 1-2	Niekro	Richard
	4/9	H*	Cincinnati	L, 4-9	M. Mahler	Seaver
1980	4/9	A	Cincinnati	L, 0-9	Niekro	Pastore
	4/17	H*	Cincinnati	L, 1-4	Niekro	Pastore
1981	4/10	H	Cincinnati	W, 5-3	Garber	Soto
1982	4/6	A	San Diego	W, 1-0	R. Mahler	Eichelberger
	4/9	H*	Houston	W, 6-2	Boggs	Sutton
1983	4/4	A	Cincinnati	L, 4-5	Bedrosian	Soto
	4/8	H*	San Diego	W, 4-2	Bedrosian	Chiffer
1984	4/3	H	Philadelphia	L, 0-5	Barker	Carlton
1985	4/9	A	Philadelphia	W, 6-0	R. Mahler	Carlton
	4/12	H*	San Diego	L, 3-7	Camp	Hawkins
1986	4/8	H	Montreal	W, 6-0	R. Mahler	B. Smith
1987	4/7	H	Philadelphia	W, 6-0	R. Mahler	Rawley
1988	4/5	H	Chicago	L, 9-10 (13)	Acker	Bielecki
1989	4/4	A	Houston	L, 3-10	Z. Smith	Scott
	4/7	H	Los Angeles	W, 6-1	Glavine	Valenzuela
1990	4/11	H	San Francisco	L, 0-8	Glavine	Reuschel
1991	4/10	H	Los Angeles	L, 4-6	Smoltz	Belcher
1992	4/7	A	Houston	W, 2-0	Glavine	Harnisch
	4/9	H*	San Francisco	L, 4-11	Leibrandt	Burba
1993	4/5	A	Chicago	W, 1-0	Maddux	Morgan
	4/8	H*	Los Angeles	W, 6-1	Glavine	Candiotti
1994	4/4	A	San Diego	W, 4-1	Maddux	Benes
	4/12	H*	San Francisco	L, 5-7	Smoltz	Frey
1995	4/26	H	San Francisco	W, 12-5	Maddux	Mulholland
1996	4/1	H	San Francisco	W, 10-8	Maddux	Leiter


Atlanta Braves Opening Day Results (Turner Field Era)

Year	Date	Home/ Away	Opponent	Result	Pitchers of Record	
					Braves	Opponent
1997	4/1	A	Houston	L, 1-2	Smoltz	Reynolds
	4/4	H**	Chicago	W, 5-4	Clontz	Adams
1998	3/31	H	Milwaukee	W, 2-1	Ligtenberg	Wickman
1999	4/5	H	Philadelphia	L, 4-7	Glavine	Schilling
2000	4/3	H	Colorado	W, 2-0	Maddux	Astacio
2001	4/2	A	Cincinnati	W, 10-4	Valdes	Reyes
	4/3	H*	New York	L, 4-6 (10)	Ligtenberg	Cook
2002	4/1	H	Philadelphia	W, 7-2	Glavine	Person
2003	3/31	H	Montreal	L, 2-10	Maddux	Armas
2004	4/6	H	New York	L, 2-7	Ortiz	Glavine
2005	4/5	A	Florida	L, 0-9	Smoltz	Beckett
	4/8	H*	New York	W, 3-1	Thomson	Zambrano
2006	4/3	A	Los Angeles	W, 11-10	Villarreal	Lowe
	4/10	H*	Philadelphia	W, 5-3	Villarreal	Franklin
2007	4/2	A	Philadelphia	W, 5-3 (10)	Wickman	Madson
	4/6	H*	New York	L, 1-11	Redman	Perez
2008	3/30	A***	Washington	L, 2-3	Rauch	Moylan
	3/31	H*	Pittsburgh	L, 11-12 (12)	Osoria	Boyer
2009	4/5	A	Philadelphia	W, 4-1	Lowe	Myers
	4/10	H*	Washington	W, 6-5 (10)	Campillo	Beimel
2010	4/5	H	Chicago	W, 16-5	Lowe	Zambrano

* Home opener;

**First regular-season game at Turner Field;

***First regular-season game at Nationals Park



Atlanta's Opening Day Lineups

1966	1967	1968	1969	1970	1971	1972
Alou, cf Mathews, 3b Aaron, rf Carty, lf Torre, c Menke, ss Thomas, 1b Bolling, 2b Cloninger, p	Menke, ss Alou, 1b Aaron, rf Torre, c Carty, lf Jones, cf Boyer, 3b Woodward, 2b Lemaster, p	Alou, cf Jackson, ss Aaron, rf Torre, c Boyer, 3b Johnson, 1b Lum, lf Millan, 2b Jarvis, p	Alou, cf Millan, 2b Aaron, rf Cepeda, 1b Francona, lf Boyer, 3b Tillman, c Jackson, ss Jarvis, p	Jackson, ss Millan, 2b Aaron, rf Carty, lf Cepeda, 1b Gonzales, cf Boyer, 3b Didier, c Niekro, p	Jackson, cf Garr, lf Aaron, rf Cepeda, 1b King, c Millan, 2b Boyer, 3b Perez, ss Niekro, p	Millan, 2b Garr, lf Aaron, rf Cepeda, 1b Williams, c Lum, cf Evans, 3b Perez, ss Niekro, p
1973	1974	1975	1976	1977	1978	1979
Garr, lf Gilbreath, 3b Aaron, rf Baker, cf Evans, 1b Johnson, 2b Oates, c Perez, ss Gentry, p	Garr, rf Lum, 1b Evans, 3b Aaron, lf Baker, cf Johnson, 2b Oates, c Robinson, ss Morton, p	Garr, lf Perez, 2b Evans, 3b Lum, 1b Baker, lf Office, cf Correll, c Blanks, ss Niekro, p	Office, cf Royster, 3b Evans, 1b Wynn, lf Paciorek, rf Lacy, 2b Pocoroba, c Chaney, ss Morton, p	Office, cf Royster, 3b Montanez, 1b Burroughs, rf Matthews, lf Pocoroba, c Gilbreath, 2b Rickett, ss Messersmith, p	Royster, 2b Office, cf Matthews, rf Burroughs, lf Pocoroba, c Murphy, 1b Bonnell, 3b Rickett, ss Niekro, p	Bonnell, cf Matthews, rf Horner, 3b Burroughs, lf Lum, 1b Murphy, c Hubbard, 2b Frias, ss Niekro, p
1980	1981	1982	1983	1984	1985	1986
Miller, cf Royster, 2b Matthews, rf Horner, 3b Chambliss, 1b Murphy, lf Pocoroba, c Gomez, ss Niekro, p	Washington, rf Hubbard, 2b Horner, 3b Chambliss, 1b Murphy, cf Linares, lf Benedict, c Ramirez, ss Boggs, p	Butler, cf Hubbard, 2b Washington, rf Horner, 3b Murphy, lf Chambliss, 1b Benedict, c Ramirez, ss Mahler, p	Butler, cf Ramirez, ss Washington, rf Murphy, lf Horner, 3b Chambliss, 1b Hubbard, 2b Benedict, c Niekro, p	Washington, rf Royster, lf Murphy, cf Horner, 3b Watson, 1b Ramirez, ss Hubbard, 2b Benedict, c Barker, p	Ramirez, ss Harper, rf Kommink, lf Murphy, cf Horner, 3b Chambliss, 1b Cerone, c Hubbard, 2b Mahler, p	Washington, rf Ramirez, ss Murphy, cf Horner, 3b Harper, lf Virgil, c Oberkfell, 3b Hubbard, 2b Mahler, p
1987	1988	1989	1990	1991	1992	1993
James, cf Thomas, ss Roenicke, 1b Murphy, rf Griffey, lf Virgil, c Oberkfell, 3b Hubbard, 2b Mahler, p	James, cf Garcia, 2b Perry, 1b Murphy, rf Griffey, lf Virgil, c Oberkfell, 3b Thomas, ss Mahler, p	L. Smith, lf Gregg, rf Perry, 1b Murphy, cf Davis, c Gant, 3b Thomas, ss Blauser, 2b Z. Smith, p	McDowell, cf Treadway, 2b Gregg, lf Esasky, 1b Murphy, rf Whitt, c Presley, 3b Blauser, ss Glavine, p	Sanders, lf Treadway, 2b Gant, cf Justice, rf Bream, 1b Pendleton, 3b Heath, c Belliard, ss Smoltz, p	Sanders, cf Pendleton, 3b Gant, lf Justice, rf Bream, 1b Blauser, 2b Olson, c Belliard, ss Glavine, p	Nixon, cf Blauser, ss Gant, lf Pendleton, 3b Justice, rf Bream, 1b Berryhill, c Lemke, 2b Maddux, p
1994	1995	1996	1997	1998	1999	2000
Sanders, cf Blauser, ss Klesko, lf McGriff, 1b Justice, rf Pendleton, 3b Lopez, c Lemke, 2b Maddux, p	Grissom, cf Blauser, ss Jones, 3b McGriff, 1b Justice, rf Lopez, c Kelly, lf Lemke, 2b Maddux, p	Grissom, cf Blauser, ss Justice, rf McGriff, 1b Klesko, lf Lopez, c Lemke, 2b Mordecai, 3b Maddux, p	Lofton, cf Lemke, 2b C. Jones, 3b McGriff, 1b Klesko, lf Tucker, rf Lopez, c Blauser, ss Smoltz, p	Weiss, ss Graffanino, 2b C. Jones, 3b Galarraga, 1b Klesko, lf Tucker, rf E. Perez, c A. Jones, cf Maddux, p	Nixon, lf Boone, 2b C. Jones, 3b Jordan, rf Lopez, c Klesko, 1b A. Jones, cf Weiss, ss Glavine, p	Veras, 2b Sanders, lf C. Jones, 3b Jordan, rf Galarraga, 1b A. Jones, cf Perez, c Weiss, ss Maddux, p

Most Atlanta Opening Day Starts, By Position

Manager Bobby Cox 24
Pitcher Phil Niekro 8
Catcher Javy Lopez 7
First Base Chris Chambliss 5
Second Base Glenn Hubbard 8

Shortstop Jeff Blauser 6
Third Base Chipper Jones 12
Left Field R. Garr, R. Klesko 4
Center Field Andruw Jones 10
Right Field Hank Aaron 8

Atlanta's Opening Day Lineups, Continued

2001	2002	2003	2004	2005	2006	2007
Furcal, ss Veras, 2b A. Jones, cf C. Jones, 3b Surhoff, lf Jordan, rf Lopez, c Brogna, 1b Burkett, p	Furcal, ss A. Jones, cf C. Jones, lf Sheffield, rf Castilla, 3b Surhoff, 1b Lopez, c Giles, 2b Glavine, p	Furcal, ss Fick, 1b Sheffield, rf C. Jones, lf A. Jones, cf Giles, 2b Castilla, 3b Blanco, c Maddux, p	Furcal, ss Giles, 2b C. Jones, lf A. Jones, cf Drew, rf Franco, 1b Estrada, c DeRosa, 3b Ortiz, p	Furcal, ss Giles, 2b C. Jones, 3b A. Jones, cf LaRoche, 1b Estrada, c Mondesi, rf Jordan, lf Smoltz, p	Giles, 2b Renteria, ss C. Jones, 3b A. Jones, cf LaRoche, 1b Francoeur, rf McCann, c Langerhans, lf Hudson, p	Johnson, 2b Renteria, ss C. Jones, 3b A. Jones, cf McCann, c Francoeur, rf Thorman, 1b Langerhans, lf Smoltz, p

2008	2009	2010
Johnson, 2b Escobar, ss C. Jones, 3b Teixeira, 1b Francoeur, rf McCann, c Diaz, lf Kotsay, cf Hudson, p	Johnson, 2b Escobar, ss C. Jones, 3b McCann, c Anderson, lf Francoeur, rf Kotchman, 1b Schafer, cf Lowe, p	Cabrera, lf Prado, 2b C. Jones, 3b McCann, c Glaus, 1b Escobar, ss Heyward, rf McLouth, cf Lowe, p

Atlanta Opening Day HR Leaders

Player	Opening Day Homers
1. Andruw Jones	4
2. Dale Murphy	3
Fred McGriff	3
Brian McCann	3
4. Joe Torre	2
David Justice	2
Ryan Klesko	2
Edgar Renteria	2
Chipper Jones	2

Atlanta's All-Time Opening Day Home Runs

April 12, 1966 vs. Pittsburgh Joe Torre (2)	April 4, 1989 at Houston Ron Gant Tommy Gregg	April 2, 2001 at Cincinnati Andruw Jones Rafael Furcal
April 11, 1967 at Houston Clete Boyer	April 10, 1991 vs. Los Angeles David Justice	April 1, 2002 vs. Philadelphia Vinny Castilla Gary Sheffield
April 7, 1970 at San Diego Orlando Cepeda	April 4, 1994 at San Diego Deion Sanders Ryan Klesko	April 6, 2004 vs. New York Marcus Giles
April 4, 1974 at Cincinnati Hank Aaron	April 26, 1995 vs. San Francisco Fred McGriff (2) David Justice	April 3, 2006 at Los Angeles Andruw Jones Adam LaRoche Ryan Langerhans
April 8, 1977 at Houston Jeff Burroughs	April 1, 1996 vs. San Francisco Ryan Klesko Jeff Blauser Fred McGriff	April 2, 2007 at Philadelphia Edgar Renteria (2) Brian McCann
April 10, 1981 vs. Cincinnati Dale Murphy	April 1, 1997 at Houston Chipper Jones	March 30, 2008 at Washington Chipper Jones
April 4, 1983 at Cincinnati Chris Chambliss	April 5, 1999 vs. Philadelphia Brian Jordan	April 5, 2009 at Philadelphia Brian McCann Jeff Francoeur Jordan Schafer*
April 8, 1986 vs. Montreal Dale Murphy	April 3, 2000 vs. Colorado Andres Galarraga Andruw Jones	April 5, 2010 vs. Chicago Brian McCann Jason Heyward*
April 5, 1988 vs. Chicago Ozzie Virgil Gerald Perry Ken Oberkfell Andres Thomas		

*First career at-bat

The Last Time It Happened

Offensive Oddities

First Major League Hit as a Home Run: Jason Heyward, in his Major League debut, April 5, 2011 vs. Chicago in the 1st inning off Carlos Zambrano (1st AB).

Inside-the-Park Home Run by a Brave: Wes Helms, October 7, 2001 vs. Florida in the 5th inning off A.J. Burnett.

Inside-the-Park Home Run by Opponent: Willie Harris, September 24, 2010, at Washington, in the 7th inning off Kyle Farnsworth.

Brave Hit for the Cycle: Mark Kotsay vs. Chicago, August 14, 2008.

Grand Slam by a Brave: September 19, 2011, at New York. Derrek Lee off Mets' Manny Acosta in the 7th inning.

Grand Slam by Opponent: October 1, 2011 vs. Philadelphia. Jimmy Rollins off Mike Dunn in the 6th inning.

Pinch-Hit Grand Slam by a Brave: August 11, 2011, at Houston. Brian McCann off Astros' Jeff Fulchino in the 10th inning.

Pinch-Hit Grand Slam by Opponent: Houston's Mike Lamb off Rafael Soriano, August 2, 2007, in the 8th inning at Atlanta.

Pinch-Hit Home Run by a Brave: September 21, 2011 at Philadelphia. Freddie Freeman off Phillies' Roy Halladay in the 7th inning (solo homer).

Pinch-Hit Home Run by Opponent: September 17, 2008, vs. Philadelphia. Matt Stairs off Blaine Boyer, in the 9th inning (solo homer).

Back-to-Back Home Runs by Braves: Chipper Jones and Brian McCann at New York Mets off Mike Pelfrey, in 3rd inning, August 5, 2011.

Back-to-Back-to-Back Home Runs by Braves: Chipper Jones, Mark Teixeira and Brian McCann off Marlins' Ricky Nolasco, in the 5th inning, April 17, 2008 at Florida.

Back-to-Back Pinch-Hit Home Runs by Braves: Keith Lockhart and Javy Lopez off Brewers' Bob Wickman, May 25, 1999, at Milwaukee.

Back-to-Back Home Runs by Opponent: Dan Uggla and Gaby Sanchez off Tommy Hanson in the 6th inning, August 27, 2011, at Atlanta.

Home Run by Braves Pitcher: September 12, 2009 at St. Louis. Tim Hudson off Cardinals' Kyle Lohse in the 2nd inning (two-run homer).

Home Run by Opponent Pitcher: Marlins' Josh Johnson off Kenshin Kawakami, July 29, 2009, in the 4th inning at Florida (three-run homer).

Two-Homer Game by Braves Pitcher: May 1, 1990 vs. New York. Derek Lilliquist off Mets' Ron Darling in the 3rd inning and 5th inning (both solo) at Atlanta.

Two-Homer Game by Opponent Pitcher: August 18, 2007 vs. Arizona Diamondbacks. Micah Owings off Buddy Carlyle in the 4th inning and 6th inning (both solo) at Atlanta.

Pitching Peculiarities

No-Hitter by Braves' Pitcher: Kent Mercker, April 8, 1994 at Los Angeles, 6-0.

No-Hitter vs. the Braves: Ubaldo Jimenez, Colorado, April 17, 2011, at Atlanta, 4-0.

Perfect Game vs. the Braves: Randy Johnson, Arizona, May 18, 2004, at Atlanta, 2-0.

One-Hitter by Braves' Pitcher: Tim Hudson, May 1, 2006, vs. Colorado.

Two-Hitter by Braves' Pitcher: Mike Hampton, May 8, 2005, vs. Houston.

Braves Pitcher Allowed Four Homers in a Game: Chuck James vs. San Francisco, August 16, 2007.

Back-to-Back Complete Game Shutouts by a Braves Starter: Tom Glavine, August 7 at San Francisco and 13, 1998, at San Diego.

Back-to-Back-to-Back Complete Games by a Braves Starter: Greg Maddux, June 27 vs. Toronto, July 2 at TB, July 11, 1998, at Florida.

Braves Starter Faced the Same Team Twice in a Series as a Starter: Kevin Millwood at Pittsburgh, May 12 and 15, 2000.

Braves Starter Worked on Two Days' Rest: Greg Maddux, July 1 and July 4, 2000, at New York and vs. Montreal at Atlanta.

Miscellaneous

Braves Scored 10+ Runs in an Inning: The Braves scored 11 runs in the fourth inning on April 7, 2004, vs. New York Mets (at Atlanta).

Two Stolen Bases in One Inning: Willie Harris, May 5, 2007, vs. Los Angeles Dodgers, 2nd inning (2nd and 3rd).

Braves' Steal of Home: July 28, 2011. Jason Heyward with Troy Glaus batting in the top of the 1st inning at Washington (on a double steal with Brian McCann stealing 2nd).

Opponent's Steal of Home: Arizona's Chris Young, on a double steal with Orlando Hudson stealing 2nd, in the 3rd inning on August 19, 2007 at Atlanta.

Triple Play by the Braves: May 6, 2004, vs. San Diego, 8th inning. Kerry Robinson batting off of Juan Cruz, Ramon Hernandez at second, Ramon Vazquez at first. Robinson grounded to third baseman Mike Hessman, who stepped on the bag, threw to Jesse Garcia at second and on to Adam LaRoche at first.

Triple Play vs. Braves: April 29, 2007, at Colorado. C. Jones batting, Kelly Johnson on second and Edgar Renteria on first. With Johnson and Renteria running on the pitch, Jones lined out to SS Troy Tulowitzki, who had moved on the pitch to cover 2B. Tulowitzki stepped on 2B and tagged the approaching Renteria.

Last Game to End in a Tie: Atlanta vs. San Francisco, 3-3, August 15, 2002 at Atlanta. Game called in top of 10th inning due to rain.

Atlanta's Most Recent Trade

(With each Major League Club as of February 1, 2011)

National League

Arizona Diamondbacks: December 7, 2005

Braves obtained Lance Cormier (P) and Oscar Villarreal (P) in exchange for Johnny Estrada (C).

Chicago Cubs: August 18, 2010

Braves obtained Derrek Lee (1B) and cash considerations in exchange for minor-league pitchers Tyrelle Harris (RH), Robinson Lopez (RH) and Jeffrey Lorick (LH).

Cincinnati Reds: March 26, 2004

Braves obtained Chris Reitsma (P) in exchange for Jung Keun Bong (P) and Bubba Nelson (P).

Colorado Rockies: July 30, 1998

Braves obtained Greg Colbrunn (INF) in exchange for Mike Porzio (P) and Anthony Briggs (P).

Florida Marlins: November 16, 2010

Braves obtained Dan Uggla (INF) in exchange for Mike Dunn (P) and Omar Infante (INF).

Houston Astros: November 16, 2007

Braves obtained Josh Anderson (OF) in exchange for Oscar Villarreal (P).

Los Angeles Dodgers: July 28, 2006

Braves obtained Danyis Baez (P) and Willy Aybar (INF) in exchange for Wilson Betemit (INF).

Milwaukee Brewers: December 7, 2005

Braves obtained Wes Obermueller (P) in exchange for Dan Kolb (P).

Montreal Expos/Washington Nationals: April 6, 1995

Braves obtained Marquis Grissom (OF) in exchange for Roberto Kelly (OF), Tony Tarasco (OF), Esteban Yan (P) and cash.

New York Mets: July 10, 2009

Braves obtained Ryan Church (OF) in exchange for Jeff Francoeur (OF) and cash considerations.

Philadelphia Phillies: December 20, 2002

Braves obtained Johnny Estrada (C) in exchange for Kevin Millwood (P).

Pittsburgh Pirates: June 3, 2009

Braves obtained Nate McLouth (OF) in exchange for Charlie Morton (P) and minor leaguers Jeff Locke (P) and Gorkys Hernandez (OF).

St. Louis Cardinals: April 20, 2009

Braves obtained Brian Barton (OF) in exchange for Blaine Boyer (P).

San Diego Padres: July 31, 2007

Braves obtained Royce Ring (P) in exchange for Wil Ledezman (P) and Will Startup (P).

San Francisco Giants: December 17, 2002

Braves obtained Russ Ortiz (P) in exchange for Damian Moss (P) and Manuel Mateo (P).

American League

Baltimore Orioles: December 18, 2000

Braves obtained Jesse Garcia (INF) in exchange for Steve Sisco (INF).

Boston Red Sox: July 31, 2009

Braves obtained Adam LaRoche (1B) and cash considerations in exchange for Casey Kotchman (1B).

Chicago White Sox: December 3, 2010

Braves obtained Scott Linebrink (P) and cash in exchange for minor leaguer Kyle Cofield (P).

Cleveland Indians: July 20, 2006

Braves obtained Bob Wickman (P) in exchange for minor leaguer Max Ramirez (C).

Detroit Tigers: July 31, 2010

Braves obtained Wilkin Ramirez (OF) in exchange for cash considerations.

Kansas City Royals: July 31, 2010

Braves obtained Rick Ankiel (OF), Kyle Farnsworth (P) and cash considerations in exchange for Gregor Blanco (OF), Jesse Chavez (P) and minor-leaguer Tim Collins (P).

Los Angeles Angels: July 29, 2008

Braves obtained Casey Kotchman (INF) and Stephen Marek (P) in exchange for Mark Teixeira (INF).

Minnesota Twins: September 6, 1997

Braves obtained Greg Myers (C) in exchange for PTBNL (Steve Hacker, 1B).

New York Yankees: December 22, 2009

Braves obtained Melky Cabrera (OF), minor-leaguers Mike Dunn (P) and Arodys Vizcaino (P) and cash considerations in exchange for Javier Vazquez (P) and Boone Logan (P).

Oakland Athletics: January 14, 2008

Braves obtained Mark Kotsay (OF) and cash in exchange for Joey Devine (P) and minor leaguer Jamie Richmond (P).

Seattle Mariners: May 5, 2008

Braves obtained Greg Norton (INF) in exchange for a player to be named later (Nelson Payano, P).

Tampa Bay Rays: January 17, 2008

Braves obtained Jeff Ridgway (P) in exchange for Willy Aybar (INF) and Chase Fontaine (INF).

Texas Rangers: July 31, 2007

Braves obtained Mark Teixeira (1B) and Ron Mahay (P) in exchange for Jarrod Saltalamacchia (C) and minor leaguers Elvis Andrus (INF), Neftali Feliz (P), Matt Harrison (P) and Beau Jones (P).

Toronto Blue Jays: July 14, 2010

Braves obtained Alex Gonzalez (INF) and minor-leaguers Tim Collins (P) and Tyler Pastornicky (INF) in exchange for Yunel Escobar (INF) and Jo-Jo Reyes (P).

Atlanta Braves Coaches Roster (1966-2010)

Aaron, Tommie, 1979-84
 Adair, Billy, 1967
 Appling, Luke, 1981, 84
 Bartirome, Tony, 1986-88
 Baylor, Don, 1999
 Beauchamp, Jim, 1991-98
 Benson, Vern, 1976-77
 Boyer, Cloyd, 1978-81
 Burdette, Lew, 1972-73
 Burgess, Tom, 1978
 Busby, Jim, 1968-75
Cadahia, Chino, 2007-10
 Cannizzaro, Chris, 1976-78
 Corrales, Pat, 1990-2006
 Dal Canton, Bruce, 1987-90
 Dews, Bobby, 1979-81, 85,
 1997-2006
 Dorish, Harry, 1968-71
 Gibson, Bob, 1982-84
 Gonzalez, Fredi, 2003-06

Goodman, Billy, 1968-70
 Grammas, Alex, 1979
 Haas, Eddie, 1974-77, 84
 Hartsfield, Roy, 1973
 Hitchcock, Billy, 1966-67
Hubbard, Glenn, 1999-2010
 Jackson, Sonny, 1982-83
 Jones, Clarence, 1985, 89-98
 Kennedy, Bob, 1967
 Majtyka, Roy, 1988-90
 Mathews, Eddie, 1971-72
 Maxvill, Dal, 1982-84
 Mazzone, Leo, 1985, 1990-2005
McDowell, Roger, 2006-10
 Monchak, Al, 1986-88
 Morales, Rich, 1987
 Nixon, Russ, 1986-87
 Paige, Satchel, 1968
Pendleton, Terry, 2002-10
Perez, Eddie, 2007-10

Pignatano, Joe, 1982-84
 Resinger, Grover, 1966
 Rettenmund, Merv, 2000-2001
 Ryan, Connie, 1971, 73-74
 Sain, Johnny, 1977, 85-86
 Silvestri, Ken, 1966-75
 Skinner, Bob, 1986-88
Snitker, Brian, 1985, 88-90, 2007-10
 Stargell, Willie, 1986-88
 Starrette, Herm, 1974-76
 Sullivan, John, 1980-81
 Walker, Rube, 1982-84
 Ward, Pete, 1978
 White, Jo Jo, 1966
 Williams, Jimmy, 1990-1996
 Wine, Bobby, 1985, 88-90
 Wyatt, Whitlow, 1966-67
 Yost, Ned, 1991-2002



*Fredi Gonzalez served as Bobby Cox's third base coach from 2003 to 2006.
 On October 13, 2010, he was named as the Club's 16th manager
 since the organization moved to Atlanta in 1966.*

Atlanta Braves All-Time Roster (1966-2010)

A total of 707 players have appeared in at least one official game for the Atlanta Braves since 1966.

A (27)

Aaron, Hank, 1966-74
 Aaron, Tommie, 1968,71
 Abbott, Kurt, 2001
 Abernathy, Ted, 1966
 Acker, Jim, 1986-89
 Acosta, Manny, 2007-09
 Aker, Jack, 1974
 Aldrich, Jay, 1989
 Aldridge, Cory, 2001
 Alexander, Doyle, 1980, 86-87
 Alfonseca, Antonio, 2004
 Almanza, Armando, 2004
 Alomar, Sandy, 1966
 Alou, Felipe, 1966-69
 Alvarez, Jose, 1981-82, 88-89
 Anderson, Garret, 2009
 Anderson, Josh, 2008
 Ankiel, Rick, 2010
 Ascanio, Jose, 2007
 Ashby, Andy, 2000
 Aspromonte, Bob, 1969-70
 Asselstine, Brian, 1976-81
 Assenmacher, Paul, 1986-89
 Autry, Al, 1976
 Avery, Steve, 1990-1996
 Aybar, Willie, 2006
 Ayrault, Joe, 1996

B (70)

Baez, Danys, 2006
 Baker, Dusty, 1968-75
 Bako, Paul, 2000-2001
 Bales, Lee, 1966
 Barber, Steve, 1970-72
 Barker, Len, 1983-85
 Barry, Kevin, 2006-07
 Barton, Brian, 2009
 Battle, Howard, 1999
 Bautista, Danny, 1996-1998
 Beall, Bob, 1975, 78-79
 Beachy, Brandon, 2010
 Beard, Mike, 1974-77
 Beauchamp, Jim, 1967
 Bedrosian, Steve, 1981-85, 93-95
 Behenna, Rick, 1983
 Belinda, Stan, 2000
 Bell, Mike, 1990-91
 Bell, Terry, 1987
 Belliard, Rafael, 1991-98
 Belloir, Rob, 1975-78
 Benedict, Bruce, 1978-89
 Bennett, Jeff, 2007-09
 Berenguer, Juan, 1991-92
 Bergman, Sean, 1999
 Bernero, Adam, 2005
 Berroa, Geronimo, 1989-90
 Berryhill, Damon, 1991-93
 Betemit, Wilson, 2001, 04-06
 Bielecki, Mike, 1991-92, 1994, 1996-97
 Blanco, Gregor, 2008-10
 Blanco, Henry, 2002-03
 Blankenship, Kevin, 1988

Blanks, Larvell, 1972-75, 80
 Blasingame, Wade, 1966-67
 Blauser, Jeff, 1987-97
 Blocker, Terry, 1988-89
 Boever, Joe, 1987-90
 Boggs, Tommy, 1978-83
 Bolling, Frank, 1966
 Bong, Jung Keun, 2002-03
 Bonilla, Bobby, 2000
 Bonnell, Barry, 1977-79
 Boone, Bret, 1999
 Borbon, Pedro, 1992-1993, 95-97
 Borowski, Joe, 1996-97
 Boscan, J.C., 2010
 Bouton, Jim, 1978
 Bowie, Micah, 1999
 Boyer, Blaine, 2005-09
 Boyer, Clete, 1967-71
 Bradford, Larry, 1977, 79-81
 Bragg, Darren, 2002-03
 Bream, Sid, 1991-93
 Breazeale, Jim, 1969, 71-72
 Britton, Jim, 1967-69
 Brizzolara, Tony, 1979, 83-84
 Brock, Chris, 1997
 Brogna, Rico, 2001
 Brooks, Frank, 2005
 Brower, Jim, 2005
 Brown, Jarvis, 1994
 Brown, Oscar, 1969-73
 Bruce, Bob, 1967
 Bueno, Francisley, 2008
 Burkett, John, 2000-01
 Burroughs, Jeff, 1977-80
 Butler, Adam, 1998
 Butler, Brett, 1981-83
 Byrd, Paul, 1997-98, 2004

C (54)

Cabrera, Francisco, 1989-93
 Cabrera, Jose, 2001
 Cabrera, Melky, 2010
 Caminiti, Ken, 2001
 Camp, Rick, 1976-78, 80-85
 Campbell, Dave, 1977-78
 Campillo, Jorge, 2008-09
 Canizares, Barbaro, 2009
 Capellan, Jose, 2004
 Capra, Buzz, 1974-77
 Caraballo, Ramon, 1993
 Cardwell, Don, 1970
 Carlyle, Buddy, 2007-09
 Carroll, Clay, 1966-68
 Cary, Chuck, 1987-88
 Carty, Rico, 1966-72
 Casanova, Paul, 1972-74
 Castilla, Vinny, 1991-1992, 2002-03
 Castillo, Tony, 1989-91
 Cather, Mike, 1997-1999
 Causey, Wayne, 1968
 Cepeda, Orlando, 1969-72
 Cerone, Rick, 1985
 Chambliss, Chris, 1980-86
 Chaney, Darrel, 1976-79
 Charlton, Norm, 1998

Chavez, Jesse, 2010
 Cheadle, Dave, 1973
 Chen, Bruce, 1998-2000
 Childers, Matt, 2005
 Church, Ryan, 2009
 Clancy, Jim, 1991
 Clark, Glen, 1967
 Clark, Terry, 1995
 Clary, Marty, 1987, 89-90
 Clevlen, Brent, 2010
 Cline, Ty, 1966-67
 Cloninger, Tony, 1966-68
 Clontz, Brad, 1995-97
 Closter, Alan, 1973
 Coffman, Kevin, 1987-88
 Colbrunn, Greg, 1997-98
 Collins, Don, 1977
 Colon, Roman, 2004-05
 Colyer, Steve, 2007
 Conrad, Brooks, 2009-10
 Cooper, Gary, 1980
 Cormier, Lance, 2006-07
 Correll, Vic, 1974-77
 Cortes, David, 1999
 Cowley, Joe, 1982
 Crowley, Terry, 1976
 Cruz, Juan, 2004
 Cunnane, Will, 2003-04

D (29)

Dal Canton, Bruce, 1975-76
 Davey, Mike, 1977-78
 Davidson, Ted, 1968
 Davies, Kyle, 2005-07
 Davis, Jody, 1988-90
 Davis, Mark, 1992
 Davis, Trench, 1987
 Dawley, Joe, 2002-03
 Dayley, Ken, 1982-84
 Dedmon, Jeff, 1983-87
 de la Hoz, Mike, 1966-67
 Denson, Drew, 1989
 DeRosa, Mark, 1998-2004
 DeSalvo, Matt, 2008
 Dessens, Elmer, 2008
 Devereaux, Mike, 1995
 Devine, Adrian, 1973-76, 78-79
 Devine, Joey, 2005-07
 Diaz, Carlos, 1982
 Diaz, Matt, 2006-10
 Didier, Bob, 1969-72
 Dietz, Dick, 1973
 Dobson, Pat, 1973
 Dotel, Octavio, 2007
 Doyle, Paul, 1969
 Drew, J.D., 2004
 Drew, Tim, 2004
 Dunn, Mike, 2010
 Dye, Jermaine, 1996

Atlanta Braves All-Time Roster, Continued

E (13)

Easterly, Jamie, 1974-79
Eave, Gary, 1988-89
Ebert, Derrin, 1999
Eden, Mike, 1976
Edmondson, Brian, 1998
Eichelberger, Juan, 1988
Eichhorn, Mark, 1989
Embree, Alan, 1997-98
Ennis, John, 2002
Esasky, Nick, 1990
Escobar, Yunel, 2007-10
Estrada, Johnny, 2003-05
Evans, Darrell, 1969-76, 89

F (23)

Fabregas, Jorge, 1999
Falcone, Pete, 1983-84
Farnsworth, Kyle, 2005
Fick, Robert, 2003
Fischer, Hank, 1966
Fischlin, Mike, 1987
Ford, Wenty, 1973
Forster, Terry, 1983-85
Foster, John, 2002, 05
Foster, Leo, 1971, 1973-74
Fox, Chad, 1997
Franco, Julio, 2001-05, 2007
Franco, Matt, 2002-03
Francoeur, Jeff, 2005-09
Francona, Tito, 1967-69
Franklin, Wayne, 2006
Freeman, Freddie, 2010
Freeman, Jimmy, 1972-73
Freeman, Marvin, 1990-93
Frias, Pepe, 1979
Frisella, Danny, 1973-74
Fuller, John, 1974
Furcal, Rafael, 2000-05

G (39)

Galarraga, Andres, 1998-2000
Gallagher, Dave, 1994
Gant, Ron, 1987-1993
Garber, Gene, 1978-87
Garcia, Damaso, 1988
Garcia, Freddy, 1999
Garcia, Jesse, 2001-04
Garr, Ralph, 1968-75
Garrett, Adrian, 1966
Garrido, Gil, 1968-72
Gaston, Cito, 1967, 75-78
Gatewood, Aubrey, 1970
Geiger, Gary, 1966-67
Gentry, Gary, 1973-75
Gilbreath, Rod, 1972-78
Giles, Marcus, 2001-06
Gilkey, Bernard, 2001
Giovanela, Ed, 1995-97
Glaus, Troy, 2010
Glavine, Tom, 1987-2002, 2008
Goggin, Chuck, 1973
Gomez, Luis, 1980-81
Gonzalez, Alex, 2010
Gonzalez, Mike, 2007-09

Gonzalez, Tony, 1969-70
Goodson, Ed, 1975
Gorecki, Reid, 2009
Gotay, Ruben, 2008
Graffanino, Tony, 1996-1998
Grant, Mark, 1990
Green, Nick, 2004
Greene, Tommy, 1989-90
Greisinger, Seth, 2005
Gregg, Tommy, 1988-92, 97
Griffey, Ken, 1986-88
Grissom, Marquis, 1995-96
Gryboski, Kevin, 2002-05
Guillen, Ozzie, 1998-99
Guinn, Skip, 1968

H (52)

Hall, Albert, 1981-88
Hall, Jimmie, 1970
Hammond, Chris, 2002
Hampton, Mike, 2003-05, 2008
Hanna, Preston, 1975-82
Hanson, Tommy, 2009-10
Hardin, Jim, 1972
Hargan, Steve, 1977
Harper, Terry, 1980-86
Harris, Willie, 2007
Harrison, Roric, 1973-75
Hartgraves, Dean, 1996
Hausman, Tom, 1982
Heath, Mike, 1991
Heep, Danny, 1991
Helms, Wes, 1998, 2000-02
Henderson, Ken, 1976
Henry, Dwayne, 1989-90
Herbel, Ron, 1971
Hermoso, Angel, 1967
Hernandez, Diory, 2009-10
Hernandez, Jose, 1999
Hernandez, Ramon, 1967
Hernandez, Roberto, 2003
Herrnstein, John, 1966
Hesketh, Joe, 1990
Hessman, Mike, 2003-04
Heyward, Jason, 2010
Hicks, Brandon, 2010
Hill, Garry, 1969
Hill, Milt, 1994
Hinske, Eric, 2010
Hippauf, Herb, 1966
Hodges, Trey, 2002-04
Hoerner, Joe, 1972-73
Holbert, Ray, 1998
Hollandsworth, Todd, 2005
Hollins, Damon, 1998, 2004
Holmes, Darren, 2002-03
Horner, Bob, 1978-86
House, Tom, 1971-75
Houston, Tyler, 1996
Howard, Larry, 1973
Howell, Jay, 1993
Hrabosky, Al, 1980-82
Hriniak, Walt, 1968-69
Hubbard, Glenn, 1978-87
Hubbard, Mike, 2000
Hubbard, Trenidad, 2000

Hudek, John, 1999
Hudson, Tim, 2005-10
Hunter, Brian, 1991-93, 1999-2000

I (2)

Infante, Alexis, 1990
Infante, Omar, 2008-10

J (26)

Jackson, Sonny, 1968-74
Jacoby, Brook, 1981, 83
James, Chuck, 2005-08
James, Dion, 1987-89
Jarvis, Pat, 1966-72
Jaster, Larry, 1970, 72
Jay, Joey, 1966
Jimenez, German, 1988
Johnson, Bob D., 1977
Johnson, Bob W., 1968
Johnson, Davey, 1973-75
Johnson, Deron, 1968
Johnson, Joe, 1985-86
Johnson, Kelly, 2005, 2007-09
Johnson, Ken, 1966-69
Johnson, Randy, 1982-84
Jones, Andruw, 1996-2007
Jones, Brandon, 2007-09
Jones, Chipper, 1993, 1995-2010
Jones, Mack, 1966-67
Jordan, Brian, 1999-2001, 05-06
Jorgensen, Mike, 1983-84
Joyner, Wally, 2000
Julio, Jorge, 2008
Jurrjens, Jair, 2008-10
Justice, David, 1989-96

K (24)

Kamieniecki, Scott, 2000
Karsay, Steve, 2001
Kawakami, Kenshin, 2009-10
Kelley, Dick, 1966-68
Kelley, Tom, 1971-73
Kelly, Mike, 1994-95
Kelly, Roberto, 1994
Kerfeld, Charley, 1990
Kester, Rick, 1968-70
Keough, Marty, 1966
Kimbrel, Craig, 2010
King, Hal, 1970-71
King, Ray, 2003
Klesko, Ryan, 1992-99
Kline, Ron, 1970
Kline, Steve, 1977
Kolb, Dan, 2005
Komminsk, Brad, 1983-86
Kopacz, George, 1966
Kotchman, Casey, 2008-09
Kotsay, Mark, 2008
Kowitz, Brian, 1995
Krause, Lew, 1974
Kremers, Jim, 1990

Atlanta Braves All-Time Roster, Continued

L (30)

Lacorte, Frank, 1975-79
 Lacy, Lee, 1976
 Langerhans, Ryan, 2002, 2005-07
 LaRoche, Adam, 2004-06, 2009
 LaRussa, Tony, 1971
 Lau, Charlie, 1967
 Ledezma, Wil, 2007
 Lee, Derrek, 2010
 Leibrandt, Charlie, 1990-92
 Lemaster, Denny, 1966-67
 Lemke, Mark, 1988-97
 Leon, Max, 1973-78
 Lerew, Anthony, 2005-07
 LeRoy, John, 1997
 Ligtenberg, Kerry, 1997-2002
 Lillibridge, Brent, 2008
 Lilliquist, Derek, 1989-90
 Linares, Rufino, 1981-82, 84
 Lockhart, Keith, 1997-2002
 Lofton, Kenny, 1997
 Logan, Boone, 2009
 Lombard, George, 1998-2001
 Lomon, Kevin, 1996
 Lopez, Albie, 2002
 Lopez, Javy, 1992-2003
 Lowe, Derek, 2009-10
 Luecken, Rick, 1990
 Lum, Mike, 1967-75, 79-81
 Lunar, Fernando, 2000
 Lyons, Steve, 1992

M (75)

Macha, Mike, 1979
 Maddox, Jerry, 1978
 Maddux, Greg, 1993-2003
 Mahay, Ron, 2007
 Mahler, Mickey, 1977-79
 Mahler, Rick, 1979-88, 91
 Malloy, Marty, 1998
 Mann, Kelly, 1989-90
 Marak, Paul, 1990
 Marquis, Jason, 2000-2003
 Marrero, Eli, 2004
 Marshall, Mike, 1976-77
 Marte, Andy, 2005
 Martin, Tom, 2004-05
 Martinez, Cristhian, 2010
 Martinez, Dave, 2001
 Martinez, Dennis, 1998
 Martinez, Marty, 1967-68
 Martinez, Pablo, 1996
 Mathews, Eddie, 1966
 Matos, Pascual, 1999
 Matthews, Gary, 1977-80
 Matula, Rick, 1979-81
 Maxie, Larry, 1969
 May, Darrell, 1995
 May, Dave, 1975-76
 McBride, Macay, 2005-07
 McCann, Brian, 2005-10
 McConnell, Sam, 2004
 McDowell, Oddibe, 1989-90
 McGlinchy, Kevin, 1999-01
 McGriff, Fred, 1993-97
 McLain, Denny, 1972

McLaughlin, Joey, 1977, 79
 McLaughlin, Bo, 1979
 McLouth, Nate, 2009-10
 McMichael, Greg, 1993-96, 2000
 McMurtry, Craig, 1983-86
 McQueen, Mike, 1969-72
 McWilliams, Larry, 1978-82, 87
 Medlen, Kris, 2009-10
 Menke, Denis, 1966-67
 Mercker, Kent, 1989-95, 2003
 Messersmith, Andy, 1976-77
 Meyer, Dan, 2004
 Millan, Felix, 1966-72
 Miller, Corky, 2007-08
 Miller, Ed, 1978-81
 Miller, Norm, 1973-74
 Miller, Stu, 1968
 Millwood, Kevin, 1997-2002
 Minor, Mike, 2010
 Mitchell, Keith, 1991
 Mizerock, John, 1989
 Molina, Gabe, 2000
 Mondesi, Raul, 2005
 Montanez, Willie, 1976-77
 Montefusco, John, 1981
 Moore, Alvin, 1976-77
 Moore, Donnie, 1982-84
 Moore, Trey, 2001
 Mordecai, Mike, 1994-97
 Moreno, Omar, 1986
 Moret, Roger, 1976
 Morrison, Jim, 1988
 Morton, Carl, 1973-76
 Morton, Charlie, 2008
 Moss, Damian, 2001-02
 Motley, Darryl, 1986-87
 Moylan, Peter, 2006-10
 Mulholland, Terry, 1999-2000
 Murphy, Dale, 1976-90
 Murray, Matt, 1995
 Murrell, Ivan, 1974
 Myers, Greg, 1997, 99

N (18)

Nahorodny, Bill, 1980-81
 Nash, Jim, 1970-72
 Navarro, Julio, 1970
 Neagle, Denny, 1996-98
 Neibauer, Gary, 1969-73
 Nelson, Joe, 2001
 Nettles, Graig, 1987
 Nichols, Rod, 1995
 Nicholson, Dave, 1967
 Nied, David, 1992
 Niekro, Joe, 1973-74
 Niekro, Phil, 1966-83, 1987
 Nieves, Melvin, 1992-93
 Nitkowski, C.J., 2004
 Nixon, Otis, 1991-93, 1999
 Nolan, Joe, 1975, 1977-80
 Norton, Greg, 2008-09
 Nunez, Vladimir, 2008-09

O (18)

Oates, Johnny, 1973-75
 Oberkfell, Ken, 1984-88
 O'Brien, Charlie, 1994-95
 O'Dell, Billy, 1966
 O'Flaherty, Eric, 2009-10
 O'Neal, Randy, 1987
 Odom, John, 1975
 Office, Rowland, 1972, 1974-79
 Ohman, Will, 2008
 Oliva, Jose, 1994-95
 Oliver, Gene, 1966-67
 Olivo, Chi Chi, 1966
 Olson, Greg, 1990-93
 Olson, Gregg, 1994
 Olwine, Ed, 1986-88
 Orr, Pete, 2005-07
 Ortiz, Russ, 2003-04
 Owen, Larry, 1981-83, 1985

P (36)

Paciorek, Tom, 1976-78
 Page, Mike, 1968
 Palmer, David, 1986-87
 Panther, Jim, 1973
 Pappas, Milt, 1968-70
 Paronto, Chad, 2006-07
 Parr, James, 2008-09
 Parrett, Jeff, 1990-91
 Payne, Mike, 1984
 Pecota, Bill, 1993-94
 Pena, Alejandro, 1991-92, 95
 Pena, Brayon, 2005-08
 Pena, Tony Jr., 2006
 Pendleton, Terry, 1991-94, 1996
 Pepitone, Joe, 1973
 Perez, Eddie, 1995-2001, 04-05
 Perez, Marty, 1971-76
 Perez, Odalis, 1998-2001
 Perez, Pascual, 1982-85
 Perry, Gaylord, 1981
 Perry, Gerald, 1983-89
 Perry, Jason, 2008
 Petry, Dan, 1991
 Pierce, Jack, 1973-74
 Pocoroba, Biff, 1975-84
 Polonia, Luis, 1995-96
 Porter, Bob, 1981-82
 Powell, Jay, 2005
 Prado, Martin, 2006-10
 Pratt, Andy, 2002
 Pratt, Todd, 2006
 Presley, Jim, 1990
 Priddy, Bob, 1969-71
 Pride, Curtis, 1998
 Proctor, Scott, 2010
 Puleo, Charlie, 1986-89

R (37)

Rabb, Johnny, 1985
 Rakow, Ed, 1967
 Ramirez, Horacio, 2003-06
 Ramirez, Rafael, 1980-87
 Ray, Ken, 2006
 Raymond, Claude, 1967-69

Atlanta Braves All-Time Roster, Continued

Reardon, Jeff, 1992
 Redman, Mark, 2007
 Reed, Ron, 1966-75
 Reed, Steve, 2001
 Reitsma, Chris, 2004-06
 Remlinger, Mike, 1999-2002, 06
 Renteria, Edgar, 2006-07
 Resop, Chris, 2008, 2010
 Reyes, Jo-Jo, 2007-10
 Reynolds, Shane, 2003
 Reynoso, Armando, 1991-92
 Richards, Rusty, 1989-90
 Ridgway, Jeff, 2008
 Ring, Royce, 2007-08
 Ritchie, Jay, 1966-67
 Rivera, Ben, 1992
 Rivera, Luis, 2000
 Robinson, Bill, 1966
 Robinson, Craig, 1974-77
 Rocker, John, 1998-2001
 Rockett, Pat, 1976-78
 Roenicke, Gary, 1987-88
 Romero, Ed, 1989
 Rosario, Victor, 1990
 Ross, David, 2009-10
 Rossy, Rico, 1991
 Royster, Jerry, 1976-84, 1988
 Ruiz, Chico, 1978, 1980
 Runge, Paul, 1981-88
 Russell, John, 1989
 Ruthven, Dick, 1976-78

S (60)

Sadecki, Ray, 1975
 Sadowski, Ed, 1966
 Saito, Takashi, 2010
 Saltalamacchia, Jarrod, 2007
 Sammons, Clint, 2007-09
 Sample, Billy, 1986
 Sanchez, Rey, 2001
 Sanders, Deion, 1991-94
 Sanders, Reggie, 2000
 Santorini, Al, 1968
 Schafer, Jordan, 2009
 Schmidt, Jason, 1995-96
 Schneider, Dan, 1966
 Schueler, Ron, 1972-73
 Schuler, David, 1985
 Schutz, Carl, 1996
 Schwall, Don, 1966-67
 Seanez, Rudy, 1998-2001
 Seelbach, Chris, 2000-01
 Sharperson, Mike, 1995
 Sheffield, Gary, 2002-03
 Shields, Steve, 1985-86
 Shiell, Jason, 2006
 Simmons, Ted, 1986-88
 Simon, Randall, 1997-99
 Sinatro, Matt, 1981-84
 Sisco, Steve, 2000
 Sisk, Doug, 1990-91
 Skok, Craig, 1978-79
 Slusarski, Joe, 2001

Small, Aaron, 2002
 Small, Hank, 1978
 Smith, Dwight, 1995-96
 Smith, Ken, 1981-83
 Smith, Lonnie, 1988-92
 Smith, Pete, 1987-93
 Smith, Travis, 2004, 06
 Smith, Zane, 1984-89
 Smoltz, John, 1988-1999, 2001-08
 Sobkowiak, Scott, 2001
 Solomon, Eddie, 1977-79
 Soriano, Rafael, 2007-09
 Sosa, Elias, 1975-76
 Sosa, Jorge, 2005-06
 Speck, Cliff, 1986
 Spehr, Tim, 1997
 Speier, Justin, 1999
 Spikes, Charlie, 1979-80
 Spooneybarger, Tim, 2001-02
 Springer, Russ, 1998-99
 St. Claire, Randy, 1991-92
 Staehle, Marvin, 1971
 Stanton, Mike, 1989-95
 Stevens, Dave, 2000
 Stockman, Phil, 2006, 2008
 Stone, George, 1967-72
 Stull, Everett, 1999
 Surhoff, B.J., 2000-02
 Sutter, Bruce, 1985-88
 Swann, Pedro, 2000

T (20)

Tarasco, Tony, 1993-94
 Tavarez, Julian, 2008
 Teixeira, Mark, 2007-08
 Tepedino, Frank, 1973-75
 Theiss, Duane, 1977-78
 Thobe, Tom, 1995-96
 Thomas, Andres, 1985-90
 Thomas, Charles, 2004
 Thomas, Lee, 1966
 Thomson, John, 2004-06
 Thompson, Mike, 1974-75
 Thompson, Milt, 1984-85
 Thorman, Scott, 2006-07
 Tillman, Bob, 1968-70
 Torre, Joe, 1966-68
 Torrealba, Pablo, 1975-76
 Torrealba, Steve, 2001-02
 Treadway, Jeff, 1989-92
 Trevino, Alex, 1984
 Tucker, Michael, 1997-98

U (4)

Uecker, Bob, 1967
 Umbach, Arnie, 1966
 Unroe, Tim, 2000
 Upshaw, Cecil, 1966-73

V (16)

Valdes, Marc, 2001
 Valdespino, Sandy, 1968
 Valdez, Luis, 2009
 Valdez, Sergio, 1989-90
 Varney, Pete, 1976
 Vasquez, Jorge, 2005
 Vazquez, Javier, 2009
 Vatcher, Jim, 1990
 Vaughan, Charlie, 1966, 69
 Velazquez, Freddie, 1973
 Venters, Jonny, 2010
 Veras, Quilvio, 2000-01
 Versalles, Zoilo, 1971
 Villarreal, Oscar, 2006-07
 Villegas, Ismael, 2000
 Virgil, Ozzie, 1986-88

W (31)

Wade, Terrell, 1995-97
 Wagner, Billy, 2010
 Walk, Bob, 1981-83
 Walton, Jerome, 1996
 Ward, Daryle, 2006
 Ward, Duane, 1986
 Washington, Claudell, 1981-86
 Watson, Bob, 1982-84
 Weiss, Walt, 1998-2000
 Wengert, Don, 2000
 Wessinger, Jim, 1979
 Wetherby, Jeff, 1989
 Whisenton, Larry, 1977-79, 81-82
 Whitt, Ernie, 1990
 Wickman, Bob, 2006-07
 Wilhelm, Hoyt, 1969-71
 Willard, Jerry, 1991-92
 Williams, Earl, 1970-72, 75-76
 Williams, Gerald, 1998-99
 Wilson, Craig, 2007
 Wise, Dewayne, 2004
 Whited, Ed, 1989
 Whiten, Mark, 1996
 Whiteside, Matt, 2001
 Winkelsas, Joe, 1999
 Wohlers, Mark, 1991-99
 Woodall, Brad, 1994-96
 Woodward, Chris, 2007
 Woodward, Woody, 1966-68
 Wright, Jaret, 2003-04
 Wynn, Jim, 1976

Y (1)

Yates, Tyler, 2006-07

Z (2)

Ziem, Steve, 1987
 Zuvela, Paul, 1982-85

Boston/Milwaukee Braves Roster (1900-65)

Following is a list of players who appeared in at least one official Boston Braves/Milwaukee Braves game from 1900 to 1965.

A

Aaron, Hank, 1954-65
 Aaron, Tommie, 1962-65
 Abbaticchio, Ed, 1903-05, 1910
 Adcock, Joe, 1953-62
 Addis, Bob, 1950-51
 Aderholt, Morrie, 1945
 Akers, Bill, 1932
 Allen, Frank, 1916-17
 Alomar, Sandy, 1964-65
 Alou, Felipe, 1964-65
 Anderson, William, 1925
 Andrews, Nathan, 1943-45
 Andrews, Stanley, 1939-40
 Antonelli, John, 1948-50, 53, 61
 Asmussen, Tom, 1907
 Aspromonte, Ken, 1962
 Atwell, Toby, 1956
 Aubrey, Harry, 1903
 Autry, Chick, 1909
 Averill, Earl, 1941
 Avila, Bobby, 1959

B

Babich, John, 1936
 Bagwell, William, 1923
 Bailey, Gene, 1919-20
 Bailey, Fred, 1916-18
 Bailey, Edgar, 1964
 Bailey, Harvey, 1900
 Balas, Mike, 1938
 Ball, James, 1907-08
 Bancroft, David, 1924-27
 Barbare, Walter, 1921-22
 Barberich, Frank, 1907
 Barclay, George, 1904-05
 Barkley, Red, 1939
 Barnes, Jesse, 1915-17, 23-25
 Barnes, Virgil, 1928
 Barnicle, George, 1939-41
 Barrett, Red, 1943-45, 47-49
 Barrett, Frank, 1946
 Barrett, John, 1946
 Barrett, Dick, 1934
 Barron, Red, 1929
 Barry, Shad, 1900-01
 Bass, Doc, 1918
 Batchelder, Joe, 1923-25
 Bates, John, 1906-09
 Beauchamp, James, 1965
 Beaumont, Ginger, 1907-09
 Beazley, John, 1947-49
 Beck, Fred, 1909-10
 Becker, Beals, 1908-09
 Bedell, Howard, 1962
 Bell, Gus, 1962-64
 Bell, Lester, 1928-29
 Bengé, Ray, 1936
 Benton, Lawrence, 1923-27, 35

Berger, Wally, 1930-37
 Berres, Ray, 1940-41
 Betts, Huck, 1932-35
 Bickford, Vernon, 1948-53
 Blackaby, Ethan, 1962, 64
 Blackburne, Russell, 1919
 Blackburn, Earl, 1915-16
 Blanchard, John, 1965
 Blanche, Al, 1935-36
 Blasingame, Wade, 1963-65
 Boeckel, Tony, 1919-23
 Boggs, Ray, 1928
 Bolling, Frank, 1961-65
 Bonner, Frank, 1903
 Bool, Albert, 1931
 Boone, Ray, 1959-60
 Boutes, Jake, 1907-09
 Bowerman, Frank, 1908-09
 Boyd, Robert, 1961
 Boyle, Buzz, 1929-30
 Brady, James, 1912
 Brady, Robert, 1946-47
 Brady, King, 1912
 Brain, David, 1906-07
 Brandt, Ed, 1928-35
 Braun, John, 1964
 Braxton, Garland, 1921-22
 Bray, Buster, 1941
 Bridwell, Albert, 1906-07, 11-12
 Broskie, Siggy, 1940
 Brown, Buster, 1909-13
 Brown, Drummond, 1913
 Brown, Edward, 1926-28
 Brown, Fred, 1901-02
 Brown, Robert, 1930-36
 Brown, Samuel, 1906-07
 Browne, George, 1908
 Brubaker, Wilbur, 1943
 Brunet, George, 1960-61
 Brush, Robert, 1907
 Bruton, William, 1953-60
 Bues, Arthur, 1913
 Buhl, Robert, 1953-62
 Burdette, Lew, 1951-63
 Burke, Frank, 1907
 Burke, William, 1910-11
 Burns, Joe, 1943
 Burris, Paul, 1948, 50, 52-53
 Burrus, Dick, 1925-28
 Bush, Guy, 1936-37
 Butler, Arthur, 1911
 Butler, Cecil, 1962, 64

C

Calderone, Samuel, 1954
 Calhoun, William, 1913
 Callahan, Joe, 1939-40
 Camelli, Hank, 1947
 Cameron, John, 1906
 Campbell, Vin, 1912

Canavan, Hugh, 1918
 Cannell, Rip, 1904-05
 Cantwell, Ben, 1928-36
 Capri, Pat, 1944
 Cardoni, Ben, 1943-45
 Carnett, Edwin, 1941
 Carney, Pat, 1901-04
 Carroll, Clay, 1964-65
 Carroll, Dixie, 1919
 Carty, Rico, 1963-65
 Cather, Teddy, 1914-15
 Causey, Red, 1919
 Chadbourne, Chester, 1918
 Chambers, Rome, 1900
 Chaplin, Tiny, 1936
 Chappell, Larry, 1916-17
 Chappelle, William, 1908-09
 Chatham, Buster, 1930-31
 Cheney, Laurance, 1919
 Chipman, Rob, 1950-52
 Chrisley, Neil, 1961
 Christenbury, Lloyd, 1919-22
 Cimoli, Gino, 1961
 Clark, Earl, 1927-33
 Clarke, Joshua, 1911
 Clarke, Boileyard, 1900
 Clarkson, Buzz, 1952
 Clarkson, William, 1928-29
 Clemens, Clem, 1939, 44
 Clements, John, 1900
 Cline, Ty, 1963-65
 Cloninger, Tony, 1961-65
 Clymer, Otis, 1913
 Cocreham, Gene, 1913-15
 Coffey, Jack, 1909
 Coffman, Dick, 1940
 Cole, David, 1950-53
 Cole, Dick, 1957
 Collins, Cyril, 1913-14
 Collins, Zip, 1915-17
 Collins, James, 1900
 Collins, William, 1910-11
 Compton, Pete, 1915-16
 Conatser, Clinton, 1948-49
 Conley, Gene, 1952, 54-58
 Conlon, Arthur, 1923
 Connaughton, Frank, 1906
 Connolly, Joe, 1913-16
 Connor, Joe, 1900
 Constable, James, 1962
 Conway, Rip, 1918
 Cooley, Duff, 1901-04
 Cooney, James, 1928
 Cooney, John, 1921-30, 38-42
 Cooney, William, 1909-10
 Cooper, Morton, 1945-47
 Cooper, Walker, 1950-53
 Coscarat, Joe, 1935-36
 Cottier, Charles, 1959-60
 Cottrell, Ensign, 1914

Boston/Milwaukee Braves Roster (1900-65)

Courtney, Ernie, 1902
 Cousineau, Dee, 1923-25
 Covington, Sam, 1917-18
 Covington, Wes, 1956-61
 Cowan, Billy, 1965
 Cozart, Charles, 1945
 Crandall, Delmar, 1949-63
 Crandall, Doc, 1918
 Creedon, Connie, 1943
 Crolius, Fred, 1901
 Crone, Ray, 1954-57
 Cronin, William, 1928-31
 Crowe, George, 1952-55
 Cruise, Walton, 1919-24
 Crum, Calvin, 1917-18
 Crutcher, Rich, 1914-15
 Cuccinello, Anthony, 1936-40, 42-43
 Culler, Richard, 1944-47
 Cummings, Jack, 1929
 Cunningham, Bruce, 1929-32
 Cunningham, William, 1924
 Cuppy, George, 1900
 Curran, Sam, 1902
 Curtis, Clifton, 1909-11
 Curtis, Jack, 1962
 Cusick, Jack, 1952

D

Dagenhard, John, 1943
 Dahlen, William, 1908-09
 Dam, Bill, 1909
 Daniels, Jack, 1952
 Dark, Alvin, 1946, 48-49, 60
 Davis, George, 1913-15
 Deal, Charles, 1913-14
 Delahanty, James, 1904-05
 De La Hoz, Miguel, 1964-65
 Delaney, Arthur, 1928-29
 Demaree, Al, 1919
 Demaree, Frank, 1941-42
 De Merit, John, 1957-59, 61
 De Montreville, Gene, 1901-02
 Dessau, Rube, 1907
 Detwiller, Ducky, 1942, 46
 Devlin, Arthur, 1912-13
 De Vogt, Rex, 1913
 Devore, Joshua, 1914
 Dexter, Charles, 1902-03
 Dickson, Walter, 1912-13
 Diehl, Ernest, 1906, 09
 Diehl, George, 1942-43
 Dillard, Don, 1963, 65
 DiMaggio, Vince, 1937-38
 Dinneen, William, 1900-01
 Dittmer, Jack, 1952-56
 Dolan, Cozy, 1905-06
 Doll, Arthur, 1936, 38
 Donlin, Mike, 1911
 Donnelly, Ed, 1911-12
 Donnelly, Blix, 1951
 Donovan, Dick, 1950-52

Donovan, Bill, 1942-43
 Dorner, Gus, 1906-09
 Drabowsky, Moe, 1961
 Dressen, William, 1931
 Dresser, Robert, 1902
 Drews, Frank, 1944-45
 Dudra, John, 1941
 Duffy, Hugh, 1900
 Dugey, Oscar, 1913-14, 20
 Dunlap, William, 1929-30

E

Earley, Tom, 1938-42, 45
 Eason, Malcolm, 1902
 Eayrs, Edwin, 1920-21
 Eckhardt, Ox, 1932
 Edelman, John, 1955
 Edwards, Foster, 1925-28
 Egan, Dick, 1915-16
 Eilers, David, 1964-65
 Elliott, Bob, 1947-51
 Elliott, Rowdy, 1910
 Elliott, Glenn, 1947-49
 Elliott, Jumbo, 1934
 Emmerich, Robert, 1923
 English, Gilbert, 1937-38
 Errickson, Dick, 1938-42
 Estock, George, 1951
 ETCHISON, Buck, 1943-44
 Evans, Chick, 1909-10
 Evers, John, 1914-17, 29

F

Fallenstein, Ed, 1933
 Farrell, Doc, 1927-29
 Farrell, Kerby, 1943
 Felix, Gus, 1923-25
 Ferguson, George, 1908-11
 Fernandez, Nanny, 1942-47
 Ferrell, Wesley, 1941
 Fette, Louis, 1937-40, 45
 Fillingim, Dana, 1918-23
 Fischer, Hank, 1962-65
 Fisher, Thomas, 1904
 Fitzberger, Charles, 1928
 Fitzpatrick, Ed, 1915-17
 Flaherty, Pat, 1907-08, 11
 Fletcher, Elbie, 1934-39, 49
 Ford, Gene, 1936
 Ford, Hod, 1919-23, 32-33
 Fournier, Jacques, 1927
 Fox, Terrence, 1960
 Frankhouse, F.M., 1930-35, 39
 Fraser, Chick, 1905
 Frasier, Victor, 1937
 Freigau, Howard, 1928
 Freeman, John, 1900
 Frock, Sam, 1907, 10-11
 Funk, Franklin, 1963

G

Gabler, Frank, 1937-38
 Gabrielson, L.G., 1960, 63-64
 Gallagher, Gil, 1922
 Gammons, Daff, 1901
 Garms, Debs, 1937-39
 Gautreau, Doc, 1925-28
 Gearin, Dinty, 1924
 Geier, Phil, 1904
 Genewich, Joe, 1922-28
 Gentile, Sam, 1943
 George, Lefty, 1918
 Geraghty, Ben, 1943-44
 Gervais, Lefty, 1913
 Getz, Gustave, 1909-10
 Gibson, Frank, 1921-27
 Giggie, Robert, 1959-60
 Gilbert, Lawrence, 1914-15
 Gillenwater, Carden, 1945-46
 Gladu, Roland, 1944
 Glossop, Alban, 1940
 Goldsmith, Hal, 1926-28
 Gonder, Jesse, 1965
 Gonzalez, Mike, 1912
 Good, Eugene, 1906
 Good, Ralph, 1910
 Good, Wilbur, 1910-11
 Gordon, Sidney, 1950-53
 Gorin, Charles, 1954-55
 Gowdy, Hank, 1911-23, 29-30
 Graham, Peaches, 1908-11
 Graham, Kyle, 1924-26
 Graves, Sid, 1927
 Greenfield, Kent, 1927-29
 Gremminger, Ed, 1902-03
 Grempp, Buddy, 1940-42
 Griffin, Hank, 1911-12
 Griffith, Thomas, 1913-14
 Grimes, Burleigh, 1930
 Grosart, George, 1901
 Gyselman, Rich, 1933-34

H

Haid, Hal, 1931
 Haas, Eddie, 1958, 60
 Haefner, Mickey, 1950
 Hale, Dad, 1902
 Hall, Robert, 1949-50
 Hanebrink, Harry, 1953, 57-58
 Hannifin, John, 1908
 Hargrave, Pinky, 1932-33
 Harley, Dick, 1905
 Harris, David, 1925, 28
 Hartman, Robert, 1959
 Hartsfield, Roy, 1950-52
 Haslin, Mickey, 1936
 Hassett, Buddy, 1939-41
 Hazle, Robert, 1957-58
 Hearn, Bunn, 1918, 20
 Hearn, Bunny, 1926-29
 Heath, Jeff, 1948-49

Boston/Milwaukee Braves Roster (1900-65)

Heltzel, Heinie, 1943
 Hendley, Bob, 1961-63
 Hendrickson, Donald, 1945-46
 Henry, John, 1918
 Henry, Snake, 1922-23
 Herman, William, 1946
 Hermann, Albert, 1923-24
 Hersh, Earl, 1956
 Hershey, Frank, 1905
 Herzog, Buck, 1910-11, 18-19
 Hess, Otto, 1912-15
 Heving, Joe, 1945
 Hickey, James, 1942, 44
 High, Andrew, 1925-27
 Hill, John, 1939
 Hinton, John, 1901
 Hitchcock, Jim, 1938
 Hodgin, Elmer, 1939
 Hoeft, William, 1964
 Hofferth, Stewart, 1944-46
 Hoffman, Izzy, 1907
 Hogan, Shanty, 1925-27, 33-35
 Hogg, Brad, 1911-12
 Hogue, Robert, 1948-51
 Holke, Walter, 1919-22
 Holland, Dutch, 1932-33
 Hollingsworth, Bonnie, 1928
 Holmes, Tom, 1942-51
 Hood, Abie, 1925
 Hoop, John, 1946-47
 Hoover, Dick, 1952
 Hornsby, Rogers, 1928
 Houser, Ben, 1911-12
 Howard, Del, 1906-07
 Huber, Otto, 1939
 Hughes, Tom, 1914-18
 Hulihan, Harry, 1922
 Hunnefeld, William, 1931
 Huston, Warren, 1944
 Hutchings, John, 1941-42, 44-46
 Hutchinson, Ira, 1937-38, 44-45

I

Ingerton, Scotty, 1911

J

Jacklitsch, Fred, 1917
 Jackson, George, 1911-13
 James, Bernie, 1929-30
 James, William, 1913-15, 19
 Javery, Alva, 1940-46
 Jay, Joe, 1953-60
 Jeffcoat, George, 1943
 Jester, Virgil, 1952-53
 Jethroe, Sam, 1950-52
 Johnson, Arthur, 1940-42
 Johnson, Ernie, 1950-58
 Johnson, Ken, 1965
 Johnson, Louis, 1962
 Johnson, Roy, 1937-38
 Johnson, Silas, 1946-47
 Johnston, James, 1926

Jolly, David, 1953-57
 Jones, John, 1920
 Jones, Ken, 1930
 Jones, Mack, 1961-65
 Jones, Percy, 1929
 Jones, Sheldon, 1952
 Jones, Nippy, 1957
 Jones, William, 1911-12
 Jordan, Buck, 1932-37
 Joost, Eddie, 1943, 45

K

Kahle, Robert, 1938
 Kahn, Owen, 1930
 Kaiser, Albert, 1911-12
 Kamp, Ike, 1924-25
 Kane, Tom, 1938
 Karl, Andy, 1947
 Keating, Ray, 1919
 Kelleher, John, 1924
 Kelley, Joseph, 1908
 Kelley, Dick, 1964-65
 Kelly, James, 1918
 Kelly, Joe, 1917-19
 Kenney, Arthur, 1938
 Kerr, Buddy, 1950-51
 Kibbie, Hod, 1925
 King, Lee, 1919
 Kirke, Jay, 1911-13
 Kittredge, Malachi, 1901-03
 Klaus, William, 1952-53
 Klimchok, Louis, 1962-65
 Kling, John, 1911-12
 Klobedanz, Frederick, 1902
 Klopp, Stan, 1944
 Kluttz, Clyde, 1942-45
 Knetzer, Elmer, 1916
 Knight, Jack, 1927
 Knothe, Fritz, 1932-33
 Knotts, Joe, 1907
 Kolb, Gary, 1964-65
 Konetchy, Ed, 1916-18
 Konstanty, Jim, 1946
 Kopf, William, 1922-23
 Koppe, Joe, 1958
 Koslo, Dave, 1954-55
 Kowalik, Fabian, 1936
 Kraft, Clarence, 1914
 Kroh, Rube, 1912
 Krsnich, Mike, 1960, 62
 Kruger, Art, 1910
 Kuczek, Steve, 1949

L

Lake, Fred, 1910
 Lakeman, Albert, 1949
 La Manna, Frank, 1940-42
 Lane, Hunter, 1924
 Lanfranco, Walt, 1947
 Lanning, John, 1936-39, 47
 Lansing, Eugene, 1922
 Larker, Norman, 1963

Larsen, Swede, 1936
 Lary, Frank, 1964
 Lau, Charles, 1960-61
 Lauterborn, William, 1904-05
 Lawson, Robert, 1901
 Leach, Fred, 1932
 Lee, Harold, 1933-36
 Lee, William, 1945-46
 Lefler, Wade, 1924
 Leggett, Louis, 1929
 Lemaster, Denny, 1962-65
 Leverett, Dixie, 1929
 Lewis, Edward, 1900
 Lewis, William, 1935-36
 Liddle, Don, 1953
 Liese, Fred, 1910
 Lindaman, Vive, 1960-09
 Lindemann, Ernest, 1907
 Linden, Walter, 1950
 Lindquist, Carl, 1943-44
 Litwhiler, Danny, 1946-48
 Littlefield, Dick, 1958
 Livingston, Tom, 1949
 Loane, Bob, 1940
 Logan, John, 1951-61
 Logan, Bob, 1945
 Lombardi, Ernie, 1942
 Long, Red, 1902
 Lopata, Stan, 1959-60
 Lopez, Al, 1936-40
 Lord, Bris, 1913
 Low, Fletcher, 1915
 Lucas, Charles, 1924-25
 Luque, Dolf, 1914-15
 Lush, Billy, 1901-02
 Lyons, Al, 1948

M

MacFayden, Dick, 1935-39, 43
 Mack, Joe, 1945
 MacKenzie, Ken, 1960-61
 Macon, Max, 1944-47
 Madden, Tom, 1906
 MacPherson, Harry, 1944
 Magee, Sherry, 1915-17
 Maggert, Harl, 1938
 Maguire, Fred, 1929-31
 Majeski, Hank, 1939-41
 Malarkey, John, 1902-03
 Malkmus, Bobby, 1957
 Mallon, Les, 1934-35
 Maloney, Charlie, 1908
 Mangum, Leo, 1932-35
 Mann, L., 1913-14, 19-20, 24-27
 Manno, Don, 1940-41
 Mantilla, Felix, 1956-61
 Manville, Dick, 1950
 Maranville, Rabbit, 1912-20, 29-35
 Marquard, Rube, 1922-25
 Marquez, Luis, 1951
 Marriott, Bill, 1925
 Marshall, Willard, 1950-52

Boston/Milwaukee Braves Roster (1900-65)

Marshall, Doc, 1904
 Martel, Marty, 1910
 Martin, Jack, 1914
 Martin, Bill, 1914
 Martin, Ray, 1943, 47-48
 Masi, Phil, 1939-49
 Massey, Roy, 1918
 Massey, Mike, 1917
 Mathes, Joe, 1916
 Mathews, Ed, 1952-65
 Mattern, Al, 1908-12
 Matthews, Joe, 1922
 Mauch, Gene, 1950-51
 Maye, Lee, 1959-65
 Mayo, Ed, 1937-38
 McAfee, Bill, 1931
 McAuliffe, Gene, 1904
 McCarthy, John, 1943, 46
 McCarthy, Tom, 1908-09
 McCarthy, Bill, 1906
 McCarthy, William J., 1905
 McCleskey, Jeff, 1913
 McCloskey, Jim, 1936
 McCormick, Frank, 1947-48
 McCormick, Mike, 1946-48
 McCreery, Tom, 1903
 McDonald, Tex, 1913
 McDonald, Ed, 1911-12
 McElyea, Frank, 1942
 McGann, Dan, 1908
 McGee, Dan, 1934
 McGowan, Frank, 1937
 McInnis, Stuffy, 1923-24
 McKechnie, William, 1913
 McLeod, Ralph, 1938
 McMahon, Don, 1957-62
 McManus, Marty, 1934
 McMillian, Roy, 1961-64
 McNamara, Dinny, 1927-28
 McNamara, Tim, 1922-25
 McNichol, Ed, 1904
 McQuillan, Hugh, 1918-22, 27
 McTigue, Bill, 1911-13
 Medwick, Joe, 1945
 Menke, Denis, 1962-65
 Metkovich, Catfish, 1954
 Meyers, Chief, 1917
 Miller, Ed, 1939-42
 Miller, Frank, 1922-23
 Miller, Doc, 1910-12
 Miller, Tom, 1918-19
 Mills, Art, 1927-28
 Mitchell, Fred, 1913
 Mogridge, George, 1926-27
 Montgomery, Al, 1941
 Moore, Gene, 1936-38, 40-41
 Moore, Eddie, 1926-28
 Moore, Randy, 1930-35
 Moran, Al, 1938-39
 Moran, Herbie, 1908-10, 14-15
 Moran, Pat, 1901-05
 More, Forrest, 1909

Morehead, Seth, 1961
 Morgan, Cyril, 1921-22
 Morgan, Joe, 1959
 Moriarity, Ed, 1935-36
 Moroney, Jim, 1906
 Morrison, Guy, 1927-28
 Morton, Bubba, 1963
 Moss, Ray, 1931
 Mowry, Joe, 1933-35
 Mueller, Heinie, 1928-29
 Mueller, Ray, 1935-38, 51
 Muich, Joe, 1924
 Mulligan, Dick, 1946-47
 Murff, Red, 1956-57
 Murphy, Dave, 1905
 Murphy, Frank, 1901
 Murphy, Buzz, 1918
 Murray, James, 1914
 Murray, Jim, 1936
 Murtaugh, Dan, 1947
 Myers, Hap, 1913

N

Needham, Tom, 1904-07
 Nehf, Art, 1915-19
 Neill, Tom, 1946-47
 Neis, Bernie, 1925-26
 Nelson, Tom, 1945
 Neun, John, 1930-31
 Nichols, Kid, 1900-01
 Nichols, Chet, 1951, 54-56
 Nicholson, Fred, 1921-22
 Niekro, Phil, 1964-65
 Nieman, Butch, 1943-45
 Niggeling, John, 1938, 46
 Nixon, Al, 1921-23
 North, Lou, 1924
 Northrop, Jake, 1918-19
 Nottebart, Don, 1960-62
 Noyes, Wynn, 1913
 Nutter, Dizzy, 1919

O

O'Brien, John, 1959
 O'Connell, Dan, 1954-57
 O'Dea, Ken, 1946
 O'Dell, Billy, 1965
 Odom, Dave, 1943
 Oeschger, Joe, 1919-23
 Ogrodowski, Joe, 1925
 O'Hara, Kid, 1904
 Oliver, Gene, 1963-65
 Olivo, Chichi, 1961, 64-65
 Olmo, Luis, 1950-51
 O'Neil, Mickey, 1919-25
 O'Neill, Jack, 1906
 Orndorff, Jesse, 1907
 O'Rourke, Frank, 1912
 Osborne, Wayne, 1936
 Osinski, Dan, 1965
 Outlaw, Jimmy, 1939

P

Padgett, Don, 1946
 Padgett, Ernie, 1923-25
 Pafko, Andy, 1953-59
 Paine, Phil, 1951, 54-57
 Palmero, Emilio, 1928
 Parson, Jiggs, 1910-11
 Patton, Gene, 1944
 Peery, Red, 1929
 Pendleton, Jim, 1953-56
 Perdue, Hub, 1911-14
 Peploski, Henry, 1929
 Pfeffer, Jeff, 1906-08, 11
 Phillips, Damon, 1944, 46
 Phillips, Ed, 1924
 Phillips, Taylor, 1956-57
 Piatt, Wiley, 1903
 Piche, Ron, 1960-63
 Pick, Charlie, 1919-20
 Pickrel, Clarence, 1934
 Piechota, Al, 1940-41
 Pierotti, Al, 1920-21
 Pilney, Anoy, 1936
 Pisoni, Jim, 1959
 Pittinger, Toggie, 1900-04
 Pizarro, Juan, 1957-60
 Poland, Hugh, 1943-44, 46
 Posedel, Bill, 1939-41, 46
 Potter, Nels, 1948-49
 Powell, Ray, 1917-24
 Preibisch, Mel, 1940-41
 Prendergast, Jim, 1948
 Pruett, Hub, 1932
 Pyle, Ewald, 1945

Q

Queen, Bill, 1954
 Quinn, Jack, 1913

R

Ragan, Pat, 1915-19
 Ramsey, Bill, 1945
 Randall, Newt, 1907
 Ranew, Merritt, 1964
 Rariden, Bill, 1909-13
 Rawlings, John, 1917-20
 Raymer, Fred, 1904-05
 Raymond, Claude, 1961-63
 Reed, Bill, 1952
 Rehg, Wally, 1917-18
 Reid, Earl, 1946
 Reis, Robert, 1936-38
 Reis, Tom, 1938
 Reiser, Pete, 1949-50
 Reulbach, Ed, 1916-17
 Rhem, Flint, 1934-35
 Rhiel, Billy, 1930
 Rice, Del, 1955-59
 Rich, Woody, 1944
 Richbourg, Lance, 1927-31
 Richie, Lew, 1909-10

Boston/Milwaukee Braves Roster (1900-65)

Rickert, Joe, 1901
 Rickert, Marv, 1948-49
 Rico, Art, 1916-17
 Riconda, Harry, 1926
 Riddle, John, 1937-38
 Riggert, Joe, 1919
 Riley, Jim, 1910
 Ritchey, Claude, 1907-09
 Roach, Mel, 1953-54, 57-61
 Roberge, Skip, 1941-42, 46
 Robertson, Charlie, 1927-28
 Robertson, Gene, 1929-30
 Robinson, Humberto, 1955-58
 Rollings, Red, 1930
 Roof, Phil, 1961, 64
 Roselli, Bob, 1955-56, 58
 Roser, Steve, 1946
 Roser, John, 1922
 Ross, Chet, 1939-44
 Rowell, Bama, 1939-41, 46-47
 Roy, Norm, 1950
 Rudolph, Dick, 1913-20, 22, 27
 Rush, Bob, 1958-60
 Russell, Jim, 1948-49
 Ruth, Babe, 1935
 Ryan, Connie, 1943-44, 46-50
 Ryan, Rasy, 1925-26

S

Sadowski, Bob, 1963-65
 Sain, John, 1942, 46-51
 St. Claire, Ebba, 1951-53
 Salkeld, Bill, 1948-49
 Samuel, Amado, 1962-63
 Sanders, Raymond, 1946, 1948-58
 Sandlock, Mike, 1942, 44
 Salvo, Manny, 1940-43
 Sauer, Ed, 1949
 Sawatski, Carl, 1957-58
 Scalzi, John, 1931
 Scarsella, Les, 1940
 Schacht, Sid, 1951
 Schacker, Hal, 1945
 Schmidt, Butch, 1913-15
 Schneider, Dan, 1963-64
 Schoendienst, Red, 1957-60
 Schreiber, Hank, 1917
 Schulmerich, Wes, 1931-33
 Schulte, Jack, 1906
 Schulte, John, 1932
 Schultz, Joe, 1912-13
 Schuster, William, 1939
 Schwind, Arthur, 1912
 Scott, Jack, 1917-21
 Seibold, Socks, 1929-33
 Sellers, Rube, 1910
 Seymor, Cy, 1913
 Shannon, Joe, 1915
 Shannon, Red, 1915
 Sharpe, Bud, 1905, 10
 Shaw, Alfred, 1909
 Shaw, Robert, 1962-63

Shay, Marty, 1924
 Shean, Dave, 1909-10, 12
 Shearer, Ray, 1957
 Sheely, Earl, 1931
 Shemo, Stan, 1944-45
 Sherdel, William, 1930-32
 Shires, Art, 1932
 Shoffner, Milt, 1937-39
 Shoun, Clyde, 1947-49
 Shupe, Vincent, 1945
 Siemer, Oscar, 1925-26
 Simmons, Alousius, 1939
 Siner, Hosea, 1909
 Singleton, Elmer, 1945-46
 Sisler, George, 1928-30
 Sisti, Sibby, 1939-42, 46-54
 Slagle, James, 1901
 Slaughter, Enos, 1959
 Sleater, Louis, 1956
 Smalley, Roy, 1954
 Smith, Earl, 1923-24
 Smith, Elmer, 1901
 Smith, Fred, 1913
 Smith Harry, 1908-10
 Smith, Jack, 1964
 Smith, Jack, 1926-29
 Smith, Jimmy, 1918
 Smith, Red, 1914-1919
 Smith, Robert, 1923-30, 33-37
 Snodgrass, Fred, 1915-16
 Southworth, Billy, 1921-23
 Southworth, William, 1964
 Spahn, Warren, 1942, 46-64
 Spangler, Albert, 1959-61
 Spencer, Chester, 1906
 Sperber, Edwin, 1924-25
 Spohrer, Alfred, 1928-35
 Spratt, Harry, 1911-12
 Stahl, Chick, 1900
 Stanky, Ed, 1948-49
 Stanley, Joe, 1903-04
 Starr, Charles, 1909
 Starr, Ray, 1933
 Steinfeldt, Harry, 1911
 Stem, Fred, 1908-09
 Stengel, Casey, 1924-25
 Stewart, Joe, 1904
 Stout, Allyn, 1943
 Strand, Paul, 1913-15
 Street, Gabby, 1905
 Strincevich, Nicholas, 1940-41
 Stripp, Joe, 1938
 Stroebel, Allie, 1905-06
 Sturgeon, Robert, 1948
 Stryker, Dutch, 1924
 Sullivan, Andrew, 1904
 Sullivan, John, 1920-21
 Sullivan, Joe, 1939-41
 Sullivan, William, 1900
 Surkont, Max, 1950-53
 Sutcliffe, Butch, 1938
 Sweeney, William, 1907-13
 Swift, William, 1940

T

Talcott, Roy, 1943
 Tanner, Chuck, 1955-57
 Taylor, Ben, 1955
 Taylor, Ed, 1926
 Taylor, Robert, 1957-58, 61-63
 Taylor, Zack, 1926-29
 Tenney, Fred, 1900-07, 11
 Terry, Zebulon, 1918
 Thevenow, Tom, 1937
 Thiel, Bert, 1952
 Thomas, Frank, 1961, 65
 Thomas, Herbert, 1924-25, 27
 Thomas, Roy, 1909
 Thomas, Walter, 1908
 Thompson, Don, 1949
 Thompson, Fuller, 1911
 Thompson, Tommy, 1933-36
 Thomson, Bobby, 1954-57
 Thorpe, Bob, 1951-53
 Thorpe, Jim, 1919
 Tiefenauer, Bobby, 1963-65
 Tierney, Cotton, 1924
 Titus, John, 1912-13
 Tobin, James, 1940-45
 Torgeson, Earl, 1947-52
 Torphy, Red, 1920
 Torre, Frank, 1956-60
 Torre, Joe, 1960-65
 Tost, Louis, 1942-43
 Touchstone, Clayland, 1928-29
 Townsend, Ira, 1920-21
 Townsend, Leo, 1920-21
 Trageser, Walter, 1913-19
 Trowbridge, Robert, 1956-59
 Tuckey, Thomas, 1908-09
 Turner, James, 1937-39
 Twombly, George, 1917
 Tyler, Fred, 1914
 Tyler, Lefty, 1910-17
 Tyler, John, 1934-35

U

Uecker, Bob, 1962-63
 Ullisney, Mike, 1945
 Umbach, Arnold, 1964
 Upham, William, 1918
 Urban, Luke, 1927-28
 Urbanski, William, 1931-37

V

Vargas, Roberto, 1955
 Vargas, William, 1925-26
 Veigel, Allan, 1939
 Veltman, Arthur, 1931
 Verban, Emil, 1950
 Vernon, Mickey, 1959
 Voisle, William, 1947-49
 Volz, Jake, 1905
 Voyles, Philip, 1929

Boston/Milwaukee Braves Roster (1900-65)

W

Wagner, William, 1918
 Wall, Murray, 1950
 Wallace, Lefty, 1942, 45-46
 Wallen, Norman, 1945
 Walsh, Edward, 1917
 Walsh, Joe, 1938
 Walters, Bucky, 1931-32, 50
 Waner, Lloyd, 1941
 Waner, Paul, 1941-42
 Warstler, Rabbit, 1936-40
 Wasem, Link, 1937
 Watson, Mule, 1920-22
 Weafer, Hal, 1936
 Weaver, Orlie, 1911
 Weeden, Charles, 1911
 Weir, Roy, 1936-39
 Welsh, Jimmy, 1925-27, 29-30
 Wentzel, Stan, 1945
 Wertz, Johnny, 1926-29
 West, Max, 1938-42, 46
 Westerberg, Oscar, 1907
 Weston, Alfred, 1929
 Whaling, Bert, 1913-15

Whelan, Tom, 1920
 Whisenant, Pete, 1952
 Whitcher, Robert, 1945
 White, Charles, 1954-55
 White, Ernest, 1946-48
 White, Kirby, 1909-1910
 White, Steve, 1912
 White, Samuel C., 1961
 White, Samuel L., 1919
 Whitehouse, Gilbert, 1912
 Whitney, Pinky, 1933-36
 Whitted, Possum, 1914
 Wickland, Albert, 1918
 Wietelmann, Whitey, 1939-46
 Wilborn, Claude, 1940
 Wilhelm, Kaiser, 1904-05
 Wilhoit, Joe, 1916-17
 Willey, Carlton, 1958-62
 Willis, Victor, 1900-05
 Williams, Ace, 1940, 46
 Williams, Earl, 1928
 Williams, Pop, 1903
 Wilson, Arthur, 1918-20
 Wilson, Charles, 1931

Wilson, Frank, 1924-26
 Wilson, James, 1951-54
 Wise, Casey, 1958-59
 Witherup, Roy, 1906
 Wolverton, Harry, 1905
 Womack, Sidney, 1926
 Woodend, George, 1944
 Woodward, Woody, 1963-65
 Workman, Charles, 1943-46
 Worthington, Red, 1931-34
 Wright, Albert, 1933
 Wright, Ab, 1944
 Wright, Ed, 1945-48

Y


Yeargin, James, 1922, 24
 Young, Cy, 1911
 Young, Harley, 1908
 Young, Herman, 1911
 Young, Irving, 1905-08

Z

Zachary, Tom, 1930-34
 Zinn, Guy, 1913



Warren Spahn and Johnny Sain of the 1948 Boston Braves



2011 OPPONENTS

S.F. Giants

National League Directory

N.L. East	N.L. Central	N.L. West
<p>Atlanta Braves Turner Field 755 Hank Aaron Drive Atlanta, GA 30315 (404) 522-7630 braves.com</p>	<p>Chicago Cubs Wrigley Field 1060 W. Addison Street Chicago, IL 60613 (773) 404-CUBS (2827) cubs.com</p>	<p>Arizona Diamondbacks Chase Field 401 East Jefferson Street Phoenix, AZ 85004 (602) 462-6500 dbacks.com</p>
<p>Florida Marlins Sun Life Stadium 2267 Dan Marino Boulevard Miami, FL 33056 (305) 626-7400 marlins.com</p>	<p>Cincinnati Reds Great American Ball Park 100 Joe Nuxhall Way Cincinnati, OH 45202 (513) 765-7800 reds.com</p>	<p>Colorado Rockies Coors Field 2001 Blake Street Denver, CO 80205 (303) 292-0200 coloradorockies.com</p>
<p>New York Mets Citi Field 126th Street Flushing, NY 11368 (718) 507-6387 mets.com</p>	<p>Houston Astros Minute Maid Park 501 Crawford Street Houston, TX 77002 (713) 259-8000 astros.com</p>	<p>Los Angeles Dodgers Dodger Stadium 1000 Elysian Park Avenue Los Angeles, CA 90090 (323) 224-1500 dodgers.com</p>
<p>Philadelphia Phillies Citizens Bank Park One Citizens Bank Way Philadelphia, PA 19148 (215) 463-6000 phillies.com</p>	<p>Milwaukee Brewers Miller Park One Brewers Way Milwaukee, WI 53214 (414) 902-4500 brewers.com</p>	<p>San Diego Padres PETCO Park 100 Park Boulevard San Diego, CA 92101 (619) 795-5000 padres.com</p>
<p>Washington Nationals Nationals Park 1500 South Capitol Street, SE Washington, DC 20003-1507 (202) 640-7000 nationals.com</p>	<p>Pittsburgh Pirates PNC Park at North Shore 115 Federal Street Pittsburgh, PA 15212 (412) 323-5000 pirates.com</p>	<p>San Francisco Giants AT&T Park 24 Willie Mays Plaza San Francisco, CA 94107 (415) 972-2000 sfgiants.com</p>
	<p>St. Louis Cardinals Busch Stadium 700 Clark Street St. Louis, MO 63102 (314) 345-9600 cardinals.com</p>	



Arizona Diamondbacks

Chase Field (1998) Capacity:48,633
 Dimensions: 330 - 407 - 335
 2010 Record and Finish:65-97, 5th NLW
 EVP/General Manager:Kevin Towers
 Field Manager:Kirk Gibson
 Senior Director, Team Travel: Roger Riley
 VP, Communications:Shaun Rachau
(602) 462-6686
 Manager, Player & Media Relations: . .Casey Wilcox
(602) 462-6661

All-Time Marks

Record:52-42
 Record in Atlanta:23-22
 Record on road:29-20
 Last Braves 3-game sweep:8/6-8/04
 Last Braves 4-game sweep:None
 Last D-Backs 3-game sweep: ...8/10-12/01
 Last D-Backs 4-game sweep:6/1-4/06

2010 Results: Braves 4, Diamondbacks 3

Date/Opp.	Result	Winner-Loser-Save
5/14 vs. ARI	W, 6-5	Wagner-Qualls-None
5/15 vs. ARI	L, 11-1	Lopez-Hanson-None
5/16 vs. ARI	W, 13-1	Hudson-Haren-None
6/7 at ARI	L, 7-4	Haren-Lowe-Qualls
6/8 at ARI	W, 7-5	Venters-Vasquez-Wager
6/9 at ARI	L, 2-1	Heilman-Moylan-Qualls
6/10 at ARI	W, 11-7	Moylan-Qualls-None

2011 Schedule

Date/Opp.	Time	TV
5/18 at ARI	9:40	SPSO
5/19 at ARI	9:40	SPSO
8/19 vs. ARI	7:35	PTV
8/20 vs. ARI	7:10	PTV
8/21 vs. ARI	1:35	FSSO

Chicago Cubs

Wrigley Field (1914) Capacity:41,210
 Dimensions:355 - 400 - 353
 2010 Record and Finish:75-87, 5th NLC
 VP/General Manager:Jim Hendry
 Field Manager:Mike Quade
 Traveling Secretary:Jimmy Bank
 Director of Media Relations:Peter Chase
(773) 404-4020
 Asst. Director, Media Relations:Jason Carr
(773) 404-4023

All-Time Marks

Record (since 1900):863-1033-12
 Record (Atlanta Era):246-231-2
 Record in Atlanta:137-105-2
 Record at Turner Field:32-22
 Record on road (since 1900):385-564-3
 Record on road (Atlanta Era):109-126
 Last Braves 3-game sweep:5/26-28/06
 Last Braves 4-game sweep:7/4-7/05
 Last Cubs 3-game sweep:8/13-14/08
 Last Cubs 4-game sweep:8/19-21/68

2010 Results: Braves 4, Cubs 2

Date/Opp.	Result	Winner-Loser-Save
4/5 vs. CHI	W, 16-5	Lowe-Zambrano-None
4/7 vs. CHI	W, 3-2	Moylan-Grabow-Wagner
4/8 vs. CHI	L, 2-0	Wells-Hanson-Marmol
8/20 at CHI	W, 5-3	Moylan-Marmol-Wagner
8/21 at CHI	L, 5-4	Gorzelanny-Hanson-Marmol
8/22 at CHI	W, 16-5	Minor-Wells-None

2011 Schedule

Date/Opp.	Time	TV
8/12 vs. CHI	7:35	SPSO
8/13 vs. CHI	7:10	PTV
8/14 vs. CHI	1:35	FSSO
8/22 at CHI	8:05	PTV
8/23 at CHI	8:05	PTV
8/24 at CHI	8:05	PTV
8/25 at CHI	2:20	SPSO

Cincinnati Reds

Great American Ball Park (2003) Capacity: . . . 42,319
 Dimensions:328 - 404 - 325
 2010 Record and Finish:91-71, 1st NLC
 President, Baseball Ops /GM:Walt Jocketty
 Field Manager:Dusty Baker
 Traveling Secretary:Gary Wahoff
 Director of Media Relations:Rob Butcher
(513) 765-7090
 Asst. Director, Media RelationsLarry Herms
(513) 765-7092
 Asst. Director, Media RelationsJamie Ramsey
(513) 765-7093

Colorado Rockies

Coors Field (1995) Capacity:50,490
 Dimensions:347 - 415 - 350
 2010 Record and Finish:83-79, 3rd NLW
 EVP/General Manager:Dan O'Dowd
 Field Manager:Jim Tracy
 Director, Major League Operations:Paul Ekins
 VP, Communications/PR:Jay Alves
(303) 312-2326
 Manager, Communications/PR:Nick Pilburn
(303) 312-2329

All-Time Marks

Record (since 1900):967-1077-13
 Record (Atlanta Era):296-335-1
 Record in Atlanta:148-163
 Record at Turner Field:30-19
 Record on road (since 1900):463-569-8
 Record on road (Atlanta Era):148-172-1
 Last Braves 2-game sweep5/19-20/10
 Last Reds 2-game sweepNone
 Last Braves 3-game sweep:5/2-4/08
 Last Braves 4-game sweep:5/31-6/3/84
 Last Reds 3-game sweep:9/4-6/09
 Last Reds 4-game sweep:4/9-13/80

All-Time Marks

Record:92-57
 Record in Atlanta:49-23
 Record at Turner Field:31-18
 Record on road (since 1900):43-34
 Last Braves 3-game sweep:9/9-11/08
 Last Braves 4-game sweep:5/6-9/93
 Last Rockies 3-game sweep:8/23-25/10
 Last Rockies 4-game sweep:None

2010 Results: Braves 3, Reds 2

<u>Date/Opp.</u>	<u>Result</u>	<u>Winner-Loser-Save</u>
5/19 vs. CIN	W, 5-4	Wagner-Masset-None
5/20 vs. CIN	W, 10-9	Kimbrel-Cordero-None
7/30 at CIN	W, 6-4 (10)	Chavez-Cordero-Wagner
7/31 at CIN	L, 5-2	Arroyo-Jurrjens-Cordero
8/1 at CIN	L, 2-1	Volquez-Hanson-Cordero

2011 Schedule

<u>Date/Opp.</u>	<u>Time</u>	<u>TV</u>
5/27 vs. CIN	7:35	PTV
5/28 vs. CIN	7:10	FOX
5/29 vs. CIN	8:05	ESPN
7/22 at CIN	7:10	SPSO
7/23 at CIN	4:10	FOX
7/24 at CIN	1:10	FSSO

2010 Results: Rockies 4, Braves 2

<u>Date/Opp.</u>	<u>Result</u>	<u>Winner-Loser-Save</u>
4/16 vs. COL	W, 9-5	Lowe-Hammel-None
4/17 vs. COL	L, 4-0	Jimenez-Kawakami-None
4/18 vs. COL	W, 4-3	O'Flaherty-Morales-None
8/23 at COL	L, 5-4	Bethancourt-Venters-Street
8/24 at COL	L, 5-2	De La Rosa-Lowe-Street
8/25 at COL	L, 12-10	Belisle-Venters-None

2011 Schedule

<u>Date/Opp.</u>	<u>Time</u>	<u>TV</u>
7/4 vs. COL	7:10	PTV
7/5 vs. COL	7:10	PTV
7/6 vs. COL	7:10	PTV
7/7 vs. COL	1:05	PTV
7/18 at COL	8:40	PTV
7/19 at COL	8:40	PTV
7/20 at COL	8:40	PTV
7/21 at COL	3:10	SPSO

Florida Marlins

Sun Life Stadium (1987) Capacity:38,560
 Dimensions:330 - 434 - 345
 2010 Record and Finish:80-82, 3rd NLE
 VP/General Manager:Michael Hill
 Field Manager:Edwin Rodriguez
 Senior Director, Team Travel:Bill Beck
 Director, Media Relations:Matt Roebuck
(305) 626-7476
 Manager, Media Relations:Marty Sewell
(305) 626-7474

All-Time Marks

Record:160-124
 Record in Atlanta:92-51
 Record at Turner Field:75-43
 Record on road:68-73
 Last Braves 2-game sweep:5/6-7/09
 Last Braves 3-game sweep:9/27-29/10
 Last Braves 4-game sweep:5/15-18/06
 Last Marlins 2-game sweep:None
 Last Marlins 3-game sweep:4/14-16/09
 Last Marlins 4-game sweep:None

2010 Results: Braves 11, Marlins 7

Date/Opp.	Result	Winner-Loser-Save
5/25 at FLA	L, 6-4	Sanchez-Kawakami-None
5/26 at FLA	W, 7-3	Hanson-Badenhop-None
5/27 at FLA	W, 8-3	Moylan-Nolasco-None
7/2 vs. FLA	W, 4-3 (11)	Venters-Nunez-None
7/3 vs. FLA	W, 4-1	Hanson-Sanchez-Wagner
7/4 vs. FLA	L, 3-2	Nolasco-Hudson-Nunez
7/23 at FLA	L, 7-6	Veras-Wagner-None
7/24 at FLA	W, 10-5	Chavez-Marinez-None
7/25 at FLA	L, 5-4 (11)	Sosa-Chavez-None
8/27 vs. FLA	L, 7-1	Volstad-Hanson-None
8/28 vs. FLA	W, 12-3	Hudson-Nolasco-None
8/29 vs. FLA	W, 7-6	Saito-Nunez-None
9/3 at FLA	L, 6-1	Miller-Kawakami-None
9/4 at FLA	W, 2-0	Jurrjens-Johnson-Wager
9/5 at FLA	L, 7-6 (10)	Badenhop-O'Flaherty-None
9/27 vs. FLA	W, 2-1 (11)	Dunn-Veras-None
9/28 vs. FLA	W, 3-2	Kimbrel-Sanchez-Wagner
9/29 vs. FLA	W, 5-1	Lowe-Miller-None

2011 Schedule

Date/Opp.	Time	TV
4/12 vs. FLA	7:10	FSSO
4/13 vs. FLA	7:10	PTV
4/14 vs. FLA	7:10	PTV
6/7 at FLA	7:10	SPSO
6/8 at FLA	7:10	SPSO
6/9 at FLA	7:10	SPSO
7/29 vs. FLA	7:35	PTV
7/30 vs. FLA	7:10	PTV
7/31 vs. FLA	1:35	FSSO
8/8 at FLA	7:10	SPSO
8/9 at FLA	7:10	SPSO
8/10 at FLA	7:10	SPSO
9/12 vs. FLA	7:10	SPSO
9/13 vs. FLA	7:10	SPSO
9/14 vs. FLA	12:05	SPSO
9/19 at FLA	7:10	SPSO
9/20 at FLA	7:10	SPSO
9/21 at FLA	7:10	SPSO

Houston Astros

Minute Maid Park (2000) Capacity:40,966
 Dimensions:315 - 435 - 326
 2010 Record and Finish:76-86, 4th NLC
 General Manager:Ed Wade
 Field Manager:Brad Mills
 Director of Travel Travel:Barry Waters
 Senior Director, Media Relations:Gene Dias
(713) 259-8985
 Assistant Director, Media Relations: Sally Gunter
(713) 259-8988

All-Time Marks

Record (since 1900):370-318-1
 Record (Atlanta Era):326-290-1
 Record in Atlanta:169-133-1
 Record at Turner Field:30-16
 Record on road (since 1900):179-171
 Record on road (Atlanta Era):157-157
 Last Braves 3-game sweep:4/30-5/2/10
 Last Braves 4-game sweep:5/5-8/05
 Last Astros 3-game sweep:6/2-4/95
 Last Astros 4-game sweep:8/2-5/90

2010 Results: Braves 5, Astros 1

Date/Opp.	Result	Winner-Loser-Save
4/30 vs. HOU	W, 4-2	Hanson-Myers-Wagner
5/1 vs. HOU	W, 10-1	Hudson-Rodriguez-None
5/2 vs. HOU	W, 7-1	Lowe-Norris-None
8/9 at HOU	L, 10-4	Byrdak-Farnsworth-None
8/10 at HOU	W, 4-2	Venters-Lindstrom-Wagner
8/11 at HOU	W, 8-2 (10)	Wagner-Lyon-None

2011 Schedule

Date/Opp.	Time	TV
5/16 vs. HOU	7:10	PTV
5/17 vs. HOU	1:05	SPSO
6/10 at HOU	8:05	SPSO
6/11 at HOU	7:05	SPSO
6/12 at HOU	2:05	FSSO
6/13 at HOU	8:05	SPSO

Los Angeles Dodgers

Dodger Stadium (1962) Capacity:56,000
 Dimensions:330 - 395 - 330
 2010 Record and Finish:80-82, 4th NLW
 General Manager:Ned Colletti
 Field Manager:Don Mattingly
 Manager, Team Travel:Scott Akasaki
 VP, Communications:Josh Rawitch
(323) 224-1344
 Asst. Director, Public Relations:Joe Jareck
(323) 224-1549

All-Time Marks

Record (since 1900):927-1104-22
 Record (Atlanta Era):282-338-1
 Record in Atlanta:154-155-1
 Record at Turner Field:32-21
 Record on road (since 1900):417-610-13
 Record on road (Atlanta Era):128-183
 Last Braves 3-game sweep:4/18-20/08
 Last Braves 4-game sweep:None
 Last Dodgers 3-game sweep:9/15-17/89
 Last Dodgers 4-game sweep:7/26-29/90

2010 Results: Braves 5, Dodgers 3

<u>Date/Opp.</u>	<u>Result</u>	<u>Winner-Loser-Save</u>
6/3 at LAD	W, 4-3	Medlen-Kuroda-Venters
6/4 at LAD	L, 5-4	Kuo-Kawakami-Broxton
6/5 at LAD	W, 9-3	Hanson-Billingsley-None
6/6 at LAD	L, 5-4 (11)	Belasario-Chavez-None
8/13 vs. LAD	W, 1-0	Hudson-Kuroda-Wagner
8/14 vs. LAD	L, 2-1	Lilly-Lowe-Kuo
8/15 vs. LAD	W, 13-1	Jurrjens-Padilla-None
8/16 vs. LAD	W, 4-3	Moylan-Kuo-None

2011 Schedule

<u>Date/Opp.</u>	<u>Time</u>	<u>TV</u>
4/18 at LAD	10:10	SPSO
4/19 at LAD	10:10	SPSO
4/20 at LAD	10:10	SPSO
4/21 at LAD	3:10	SPSO
9/2 vs. LAD	7:35	PTV
9/3 vs. LAD	7:10	SPSO
9/4 vs. LAD	1:35	FSSO

Milwaukee Brewers

Miller Park (2001) Capacity:41,900
 Dimensions:344 - 400 - 345
 2010 Record and Finish:77-85, 3rd NLC
 EVP/General Manager:Doug Melvin
 Field Manager:Ron Roenicke
 Traveling Secretary:Dan Larrea
 Director of Media Relations:Mike Vassallo
(414) 902-4473
 Media Relations Manager:John Steinmiller
(414) 902-4470

All-Time Marks

Record:55-35
 Record in Atlanta:27-20
 Record on road:28-15
 Last Braves 3-game sweep:5/10-12/10
 Last Braves 4-game sweep:None
 Last Brewers 3-game sweep:4/24-26/06
 Last Brewers 4-game sweep:None

2010 Results: Braves 5, Brewers 2

<u>Date/Opp.</u>	<u>Result</u>	<u>Winner-Loser-Save</u>
5/10 at MIL	W, 8-2	Hanson-Davis-None
5/11 at MIL	W, 11-3	Hudson-Bush-None
5/12 at MIL	W, 9-2	Lowe-Parra-None
7/15 vs. MIL	W, 2-1	Jurrjens-Bush-Wagner
7/16 vs. MIL	L, 9-3	Wolf-Hanson-None
7/17 vs. MIL	L, 6-3	Narveson-Hudson-Axford
7/17 vs. MIL	W, 11-6	Lowe-Parra-None

2011 Schedule

<u>Date/Opp.</u>	<u>Time</u>	<u>TV</u>
4/4 at MIL	2:10	SPSO
4/5 at MIL	8:10	FSSO
4/6 at MIL	8:10	SPSO
4/7 at MIL	1:40	SPSO
5/2 vs. MIL	7:10	PTV
5/3 vs. MIL	7:10	PTV
5/4 vs. MIL	7:10	PTV
5/5 vs. MIL	7:10	PTV

New York Mets

Citi Field (2009) Capacity:41,800
 Dimensions:335 - 408 - 330
 2010 Record and Finish:79-83, 4th NLE
 General Manager:Sandy Alderson
 Field Manager:Terry Collins
 Traveling Secretary:Brian Small
 VP, Med. Rel/Assoc Team Travel Dir.:Jay Horwitz
(718) 565-4330
 Director, Media Relations:Shannon Forde
(718) 565-4323

All-Time Marks

Record (since 1900):379-310-1
 Record (Atlanta Era):328-289-1
 Record in Atlanta:178-128
 Record at Turner Field:78-38
 Record on road (since 1900):170-177-1
 Record on road (Atlanta Era):150-161-1
 Last Braves 2-game sweep:None
 Last Braves 3-game sweep:9/17-19/10
 Last Braves 4-game sweep:5/20-22/08
 Last Mets 2-game sweep:5/4-5/09
 Last Mets 3-game sweep:4/23-25/10
 Last Mets 4-game sweep:7/20-23/89

2010 Results: Braves 11, Mets 7

Date/Opp.	Result	Winner-Loser-Save
4/23 at NYM	L, 5-2	Takahashi-Kawakami-Rodriguez
4/24 at NYM	L, 3-1	Acosta-Jurrjens-Rodriguez
4/25 at NYM	L, 1-0 (6)	Pelfrey-Hanson-None
5/17 vs. NYM	L, 3-2	Pelfrey-Lowe-Rodriguez
5/18 vs. NYM	W, 3-2	Wagner-Feliciano-None
7/9 at NYM	W, 4-2	O'Flaherty-Dickey-Wagner
7/10 at NYM	W, 4-0	Hudson-Pelfrey-None
7/11 at NYM	L, 3-0	Santana-Lowe-Rodriguez
8/2 vs. NYM	W, 4-1	Hudson-Santana-Wagner
8/3 vs. NYM	L, 3-2	Acosta-Wagner-Rodriguez
8/4 vs. NYM	W, 8-3	Dunn-Pelfrey-None
8/30 vs. NYM	W, 9-3	Jurrjens-Misch-None
8/31 vs. NYM	W, 9-2	Minor-Niese-None
9/1 vs. NYM	W, 4-1	Hanson-Pelfrey-Wagner
9/2 vs. NYM	L, 4-2	Santana-Hudson-Takahashi
9/17 at NYM	W, 6-4	Hanson-Niese-Wagner
9/18 at NYM	W, 4-2	Hudson-Gee-Wagner
9/19 at NYM	W, 6-3	Lowe-Dickey-Kimbrel

2011 Schedule

Date/Opp.	Time	TV
4/15 vs. NYM	7:35	PTV
4/16 vs. NYM	4:10	FOX
4/17 vs. NYM	1:35	FSSO
6/3 at NYM	7:10	SPSO
6/4 at NYM	7:10	SPSO
6/5 at NYM	1:10	FSSO
6/14 vs. NYM	7:10	SPSO
6/15 vs. NYM	7:10	PTV
6/16 vs. NYM	7:10	PTV
8/5 at NYM	7:10	SPSO
8/6 at NYM	7:10	SPSO
8/7 at NYM	1:10	FSSO
8/26 at NYM	7:10	SPSO
8/27 at NYM	4:10	FOX
8/28 at NYM	1:10	FSSO
9/16 vs. NYM	7:35	SPSO
9/17 vs. NYM	7:10	SPSO
9/18 vs. NYM	1:35	FSSO

Philadelphia Phillies

Citizens Bank Park (2004) Capacity:43,647
 Dimensions:329 - 401 - 330
 2010 Record and Finish:97-65, 1st NLE
 SVP/General Manager:Ruben Amaro, Jr.
 Field Manager:Charlie Manuel
 Director, Team Travel:Frank Copenbarger
 Director, Baseball Comm.:Greg Casterioto
(215) 218-5297
 Coordinator, Baseball Comm.:Kevin Gregg
(215) 218-5127

All-Time Marks

Record (since 1900):1047-984-14
 Record (Atlanta Era):329-291
 Record in Atlanta:167-146
 Record at Turner Field:60-57
 Record on road (since 1900):494-527-6
 Record on road (Atlanta Era):162-145
 Last Braves 2-game sweep:None
 Last Braves 3-game sweep:5/31-6/2/10
 Last Braves 4-game sweep:6/26-29/97
 Last Phillies 2-game sweep:None
 Last Phillies 3-game sweep:9/20-22/10
 Last Phillies 4-game sweep:5/5-8/95

2010 Results: Phillies 10, Braves 8

Date/Opp.	Result	Winner-Loser-Save
4/20 vs. PHI	W, 4-3 (10)	Wagner-Contreras-None
4/21 vs. PHI	L, 2-0	Halladay-Hudson-None
4/22 vs. PHI	L, 8-3	Moyer-Lowe-None
5/7 at PHI	L, 7-0	Moyer-Lowe-None
5/8 at PHI	W, 4-1	O'Flaherty-Blanton-Wagner
5/9 at PHI	L, 5-3	Hamels-Kawakami-Lidge
5/31 vs. PHI	W, 9-3	Hanson-Blanton-None
6/1 vs. PHI	W, 7-3	Hudson-Hamels-Wagner
6/2 vs. PHI	W, 2-1	Lowe-Contreras-Wagner
7/5 at PHI	L, 3-1	Halladay-Lowe-None
7/6 at PHI	W, 6-3 (11)	Chavez-Herndon-Wagner
7/7 at PHI	W, 7-5	Melden-Moyer-Wagner
9/20 at PHI	L, 3-1	Hamels-Beachy-Lidge
9/21 at PHI	L, 5-3	Halladay-Minor-Lidge
9/22 at PHI	L, 1-0	Madson-Venters-Lidge
10/1 vs. PHI	L, 11-5	Kendrick-Beachy-None
10/2 vs. PHI	L, 7-0	Bastardo-Venters-None
10/3 vs. PHI	W, 8-7	Hudson-Baez-Wagner

2011 Schedule

Date/Opp.	Time	TV
4/8 vs. PHI	7:35	PTV
4/9 vs. PHI	1:10	FOX
4/10 vs. PHI	1:35	FSSO
5/6 at PHI	7:05	SPSO
5/7 at PHI	7:05	SPSO
5/8 at PHI	8:05	ESPN
5/13 vs. PHI	7:35	PTV
5/14 vs. PHI	1:05	PTV
5/15 vs. PHI	2:10	FSSO
7/8 at PHI	7:05	SPSO
7/9 at PHI	4:10	FOX
7/10 at PHI	1:35	FSSO
9/5 at PHI	7:05	PTV
9/6 at PHI	7:05	PTV
9/7 at PHI	7:05	PTV
9/26 vs. PHI	7:10	SPSO
9/27 vs. PHI	7:10	SPSO
9/28 vs. PHI	7:10	SPSO

Pittsburgh Pirates

PNC Park (2001) Capacity:38,362
 Dimensions:325 - 399 - 320
 2010 Record and Finish:57-105, 6th NLC
 General Manager:Neal Huntington
 Field Manager:Clint Hurdle
 Traveling Secretary:Greg Johnson
 Director, Media Relations:Jim Trdinich
(412) 325-4728
 Manager, Media Services:Dan Hart
(412) 325-4976

All-Time Marks

Record (since 1900):873-1019-12
 Record (Atlanta Era):239-241
 Record in Atlanta:131-108
 Record at Turner Field:35-16
 Record on road (since 1900):390-564-2
 Record on road (Atlanta Era):108-133
 Last Braves 3-game sweep:5/28-30/10
 Last Braves 4-game sweep:7/29-31/91
 Last Pirates 3-game sweep:4/29-5/1/94
 Last Pirates 4-game sweep:9/1-3/78

2010 Results: Braves 6, Pirates 3

Date/Opp.	Result	Winner-Loser-Save
5/21 at PIT	W, 7-0	Hudson-Ohlendorf-None
5/22 at PIT	W, 4-2	Lowe-Morton-Wagner
5/23 at PIT	L, 3-2 (10)	Dotel-Saito-None
5/28 vs. PIT	W, 7-3	Lowe-Duke-None
5/29 vs. PIT	W, 6-3	Medlen-Burres-Wagner
5/30 vs. PIT	W, 5-2	Saito-Hanrahan-Wagner
9/6 at PIT	L, 3-1	Burres-Hanson-Hanrahan
9/7 at PIT	L, 5-0	McDonald-Hudson-None
9/8 at PIT	W, 9-3	Lowe-Duke-None

2011 Schedule

Date/Opp.	Time	TV
5/24 at PIT	7:05	SPSO
5/25 at PIT	12:35	SPSO
7/25 vs. PIT	7:10	SPSO
7/26 vs. PIT	7:10	SPSO
7/27 vs. PIT	7:10	SPSO
7/28 vs. PIT	7:10	PTV

St. Louis Cardinals

Busch Stadium (2006) Capacity:43,975
 Dimensions:336 - 400 - 335
 2010 Record and Finish:86-76, 2nd NLC
 SVP/General Manager:John Mozeliak
 Field Manager:Tony La Russa
 Traveling Secretary:C.J. Cherre
 Director, Media Relations:Brian Bartow
(314) 345-9313
 Manager, Media Relations:Melody Yount
(314) 345-9470

All-Time Marks

Record (since 1900):878-1022-18
 Record (Atlanta Era):228-258-1
 Record in Atlanta:122-123
 Record at Turner Field:33-19
 Record on road (since 1900):414-542-11
 Record on road (Atlanta Era):106-135-1
 Last Braves 3-game sweep:9/11-13/09
 Last Braves 4-game sweep:5/16-19/97
 Last Cardinals 3-game sweep:7/6-8/93
 Last Cardinals 4-game sweep:4/26-29/10

2010 Results: Cardinals 6, Braves 2

Date/Opp.	Result	Winner-Loser-Save
4/26 at STL	L, 4-3	Reyes-Saito-Franklin
4/27 at STL	L, 5-4	Carpenter-Lowe-Motte
4/28 at STL	L, 6-0	Garcia-Kawakami-None
4/29 at STL	L, 10-4	Wainwright-Jurrjens-None
9/9 vs. STL	L, 11-4	Wainwright-Jurrjens-None
9/10 vs. STL	W, 8-6	Moylan-Carpenter-Wagner
9/11 vs. STL	W, 6-3 (12)	Kimbrel-Boggs-None
9/12 vs. STL	L, 7-3	Lohse-Hudson-None

2011 Schedule

Date/Opp.	Time	TV
4/29 vs. STL	7:35	PTV
4/30 vs. STL	1:10	FOX
5/1 vs. STL	1:35	FSSO
9/9 at STL	8:15	SPSO
9/10 at STL	7:15	SPSO
9/11 at STL	2:15	FSSO

San Diego Padres

PETCO Park (2004) Capacity:42,691
 Dimensions:336 - 396 - 322
 2010 Record and Finish:90-72, 2nd NLW
 Exec. VP/General Manager:Jed Hoyer
 Field Manager:Bud Black
 Director, Team Travel:Brian Prilaman
 Director, Media Relations:Warren Miller
(619) 795-5260
 Manager, Media Relations:Bret Picciolo
(619) 795-5262

All-Time Marks

Record:325-246
 Record in Atlanta:169-114
 Record at Turner Field:34-17
 Record on road:156-132
 Last Braves 3-game sweep:5/6-8/08
 Last Braves 4-game sweep:5/15-18/03
 Last Padres 3-game sweep:5/16-18/05
 Last Padres 4-game sweep:5/29-31/79

San Francisco Giants

AT&T Park (2000) Capacity:41,915
 Dimensions:339 - 399 - 309
 2010 Record and Finish:92-70, 1st NLW
 SVP/General Manager:Brian Sabean
 Field Manager:Bruce Bochy
 Coordinator, Team Travel:Michael King
 Senior Director, Media Relations: Jim Moorehead
(415) 972-2449
 Sr. Coordinator, Media Relations: ..Matt Chisholm
(415) 972-2441

All-Time Marks

Record (since 1900):921-1105-18
 Record (Atlanta Era):307-314-1
 Record in Atlanta:171-140-1
 Record at Turner Field:36-18-1
 Record on road (since 1900):419-600-8
 Record on road (Atlanta Era):136-174
 Last Braves 3-game sweep:5/16-18/00
 Last Braves 4-game sweep:None
 Last Giants 3-game sweep:5/25-27/09
 Last Giants 4-game sweep:9/29-31/89

2010 Results: Braves 4, Padres 2

<u>Date/Opp.</u>	<u>Result</u>	<u>Winner-Loser-Save</u>
4/12 at SD	L, 17-2	Correia-Jurrjens-None
4/14 at SD	W, 6-1	Hanson-Richard-None
4/15 at SD	W, 6-2	Hudson-Latos-None
7/20 vs. SD	W, 4-1	Jurrjens-LeBlanc-Wagner
7/21 vs. SD	L, 6-4 (12)	Stauffer-Medlen-Bell
7/22 vs. SD	W, 8-0	Hudson-Richard-None

2011 Schedule

<u>Date/Opp.</u>	<u>Time</u>	<u>TV</u>
4/25 at SD	10:05	SPSO
4/26 at SD	10:05	SPSO
4/27 at SD	3:35	SPSO
5/30 vs. SD	1:05	SPSO
5/31 vs. SD	7:10	PTV
6/1 vs. SD	7:10	PTV
6/24 at SD	10:05	SPSO
6/25 at SD	8:35	SPSO
6/26 at SD	4:05	FSSO

2010 Results: Braves 4, Giants 3

<u>Date/Opp.</u>	<u>Result</u>	<u>Winner-Loser-Save</u>
4/9 at SF	L, 5-4 (13)	Affeldt-Medlen-None
4/10 at SF	W, 7-2	Lowe-Wellemeyer-None
4/11 at SF	L, 6-3	Lincecum-Kawakami-Affeldt
8/5 vs. SF	W, 3-2	Jurrjens-Lincecum-Wagner
8/6 vs. SF	L, 3-2 (11)	Lopez-Moylan-Wilson
8/7 vs. SF	W, 3-0	Hudson-Cain-Wagner
8/8 vs. SF	W, 6-3	Lowe-Sanchez-Saito

2011 Schedule

<u>Date/Opp.</u>	<u>Time</u>	<u>TV</u>
4/22 at SF	10:15	SPSO
4/23 at SF	4:10	FOX
4/24 at SF	4:05	FSSO
8/15 vs. SF	7:10	PTV
8/16 vs. SF	7:10	PTV
8/17 vs. SF	7:10	PTV
8/18 vs. SF	7:10	SPSO

Washington Nationals

Nationals Park Stadium (2008) Capacity: . .41,888

Dimensions:336 - 404 - 335

2010 Record and Finish:69-93, 5th NLE

SVP/General Manager:Mike Rizzo

Director, Team Travel:Rob McDonald

Field Manager:Jim Rigglesman

Sr. Director, Media Relations:John Dever

.(202) 640-7437

Director, Media Relations:Mike Gazda

.(202) 640-7417

All-Time Marks

Record:297-268

Record in Atlanta:156-127

Record at Turner Field:72-46

Record on road:141-141

Last Braves 2-game sweep:8/11-12/09

Last Braves 3-game sweep:9/25-27/09

Last Braves 4-game sweep:None

Last Nationals 2-game sweep:None

Last Nationals 3-game sweep:8/29-31/08

Last Nationals 4-game sweep:10/1-4/09

2010 Results: Nationals 10, Braves 8

<u>Date/Opp.</u>	<u>Result</u>	<u>Winner-Loser-Save</u>
5/4 at WSH	L, 6-3	Hernandez-Kawakami-Capps
5/5 at WSH	W, 7-6 (10)	Medlen-Capps-Wagner
5/6 at WSH	L, 3-2	Clippard-O'Flaherty-None
6/28 vs. WSH	W, 5-0	Hudson-Strasburg-None
6/29 vs. WSH	L, 7-2	Stammen-Lowe-None
6/30 vs. WSH	W, 4-1	Jurrjens-Martin-Wagner
7/27 at WSH	L, 3-0	Batista-Hanson-Capps
7/28 at WSH	W, 3-1	Hudson-Hernandez-Wagner
7/29 at WSH	L, 5-3	Olsen-Lowe-Capps
8/17 vs. WSH	W, 10-2	Minor-Olsen-None
8/18 vs. WSH	W, 3-2	Wagner-Burnett-None
8/19 vs. WSH	L, 6-2	Lannan-Lowe-None
9/13 vs. WSH	W, 4-0	Lowe-Maya-None
9/14 vs. WSH	L, 6-0	Hernandez-Jurrjens-None
9/15 vs. WSH	L, 4-2	Lannan-Minor-StorenI
9/24 at WSH	L, 8-3	Zimmerman-Hudson-None
9/25 at WSH	W, 5-0	Lowe-Maya-None
9/26 at WSH	L, 4-2	Burnett-Farnsworth-Storen

2011 Schedule

<u>Date/Opp.</u>	<u>Time</u>	<u>TV</u>
3/31 at WSH	1:05	SPSO
4/2 at WSH	1:05	SPSO
4/3 at WSH	1:35	FSSO
5/10 vs. WSH	7:10	SPSO
5/11 vs. WSH	7:10	SPSO
5/12 vs. WSH	7:10	SPSO
7/15 vs. WSH	7:35	SPSO
7/16 vs. WSH	7:10	SPSO
7/17 vs. WSH	1:35	FSSO
8/1 at WSH	7:05	SPSO
8/2 at WSH	7:05	SPSO
8/3 at WSH	1:05	SPSO
8/30 vs. WSH	7:10	PTV
8/31 vs. WSH	7:10	PTV
9/1 vs. WSH	7:10	FSSO
9/23 at WSH	7:05	SPSO
9/24 at WSH	1:05	SPSO
9/25 at WSH	1:35	FSSO

American League Directory

A.L. East

Baltimore Orioles
Oriole Park at Camden Yards
333 West Camden Street
Baltimore, MD 21201
(410) 547-6100
orioles.com

Boston Red Sox
Fenway Park
4 Yawkey Way
Boston, MA 02215-3496
(617) 226-6000
redsox.com

New York Yankees
Yankee Stadium
One East 161st Street
Bronx, NY 10451
(718) 293-4300
yankees.com

Tampa Bay Rays
Tropicana Field
One Tropicana Drive
St. Petersburg, FL 33705
(727) 825-3137
raysbaseball.com

Toronto Blue Jays
Rogers Centre
1 Blue Jays Way, Suite 3200
Toronto, Ontario M5V 1J1
(416) 341-1000
bluejays.com

A.L. Central

Chicago White Sox
U.S. Cellular Field
333 W. 35th Street
Chicago, IL 60616
(312) 674-1000
whitesox.com

Cleveland Indians
Progressive Field
2401 Ontario Street
Cleveland, OH 44115
(216) 420-4200
indians.com

Detroit Tigers
Comerica Park
2100 Woodward Avenue
Detroit, MI 48201
(313) 471-2000
tigers.com

Kansas City Royals
Kauffman Stadium
One Royal Way
Kansas City, MO 64129
(816) 921-8000
royals.com

Minnesota Twins
Target Field
1 Twins Way
Minneapolis, MN 55403
(612) 659-3400
twinsbaseball.com

A.L. West

Los Angeles Angels of Anaheim
Angel Stadium of Anaheim
2000 E. Gene Autry Way
Anaheim, CA 92806
(714) 940-2000
angelsbaseball.com

Oakland Athletics
Oakland-Alameda Coliseum
7000 Coliseum Way
Oakland, CA 94621
(510) 638-4900
oaklandathletics.com

Seattle Mariners
SAFECO Field
1250 First Avenue South
Seattle, WA 98134
(206) 346-4000
mariners.com

Texas Rangers
Rangers Ballpark
1000 Ballpark Way, Suite 400
Arlington, TX 76011
(817) 273-5222
texastrangers.com



Baltimore Orioles

Camden Yards (1992) Capacity:45,971
 Dimensions:333 - 400 - 318
 2010 Record and Finish:66-96, 5th ALE
 President, Baseball Operations: .Andy MacPhail
 Field Manager:Buck Showalter
 Coordinator, Team Travel:Kevin Buck
 Director, Public Relations:Monica Barlow
(410) 547-6160
 Manager, Media Relations:Jeff Lantz
(410) 547-6106

All-Time Marks

Record:17-13
 Record in Atlanta:9-9
 Record at Turner Field:9-9
 Record on road:8-4
 Last Braves 3-game sweep:6/24-26/05
 Last Braves 4-game sweep:None
 Last Orioles 3-game sweep:6/11-13/99
 Last Orioles 4-game sweep:None

2011 Schedule

Date/Opp.	Time	TV
7/1 vs. BAL	7:35	SPSO
7/2 vs. BAL	7:10	SPSO
7/3 vs. BAL	1:35	FSSO

Boston Red Sox

Fenway Park (1912) Capacity: 36,974 (Day)/37,402 (Night)
 Dimensions:310 - 390 - 302
 2010 Record and Finish:89-73, 3rd ALE
 EVP/General Manager:Theo Epstein
 Field Manager:Terry Francona
 Traveling Secretary:Jack McCormick
 Director, Media Relations:Pam Ganley
(617) 226-6715
 Manager, Media Relations:Leah Tobin
(617) 226-6519

All-Time Marks

Record:27-24
 Record in Atlanta:12-15
 Record at Turner Field:12-15
 Record on road:15-9
 Last Braves 3-game sweep:6/28-30/02
 Last Braves 4-game sweep:None
 Last Red Sox 3-game sweep:6/16-18/06
 Last Red Sox 4-game sweep:None

Chicago White Sox

U.S. Cellular Field (1991) Capacity:40,615
 Dimensions:330 - 400 - 335
 2010 Record and Finish:88-74, 2nd ALC
 SVP/General Manager:Ken Williams
 Field Manager:Ozzie Guillen
 Director of Team Travel:Ed Cassin
 Director, Media Relations:Bob Beghtol
(312) 674-5303
 Asst. Director, Media Relations: .Patrick O'Connell
(312) 674-5306

All-Time Marks

Record:4-5
 Record in Atlanta:3-0
 Record at Turner Field:3-0
 Record on road:1-5
 Last Braves 3-game sweep:6/21-23/02
 Last Braves 4-game sweep:None
 Last White Sox 3-game sweep:6/22-24/10
 Last White Sox 4-game sweep:None

2010 Results: White Sox 3, Braves 0

Date/Opp.	Result	Winner-Loser-Save
6/22 at CWS	L, 9-6	Danks-Hanson-Jenks
6/23 at CWS	L, 4-2	Buehrle-Hudson-Jenks
6/24 at CWS	L, 2-0	Putz-Saito-Jenks

Cleveland Indians

Progressive Field (1994) Capacity:43, 441
 Dimensions:325 - 405 - 325
 2010 Record and Finish:69-93, 4th ALC
 EVP/ General Manager:Chris Antonetti
 Field Manager:Manny Acta
 Director of Team Travel:Mike Seghi
 Director of Media Relations:Bart Swain
(216) 420-4386
 Manager, Media Relations:Jeff Sibel
(216) 420-4391

All-Time Marks

Record:3-3
 Record in Atlanta:1-2
 Record at Turner Field:1-2
 Record on road:2-1
 Last Braves 3-game sweep:None
 Last Braves 4-game sweep:None
 Last Indians 3-game sweep:None
 Last Indians 4-game sweep:None

Detroit Tigers

Comerica Park (2000) Capacity:41,255
 Dimensions:345 - 420 - 330
 2010 Record and Finish:81-81, 3rd ALC
 Pres./CEO/GM:David Dombrowski
 Field Manager:Jim Leyland
 Director, Team Travel:Tyson Steele
 Director, Media Relations:Brian Britten
(313) 471-2276
 Manager, Media Relations:Rick Thompson
(313) 471-2114

All-Time Marks

Record:6-9
 Record in Atlanta:5-7
 Record at Turner Field:5-7
 Record on road:1-2
 Last Braves 3-game sweep:None
 Last Braves 4-game sweep:None
 Last Tigers 3-game sweep:6/22-24/07
 Last Tigers 4-game sweep:None

2010 Results: Braves 2, Tigers 1

Date/Opp.	Result	Winner-Loser-Save
6/25 vs. DET	W, 3-1	Medlen-Oliver-Wagner
6/26 vs. DET	W, 4-3	Kawakami-Zumaya-Moylan
6/27 vs. DET	L, 10-4	Verlander-Hanson-None

Kansas City Royals

Kauffman Stadium (1973) Capacity: . . .37, 903
 Dimensions:330 - 410 - 330
 2010 Record and Finish:67-95, 5th ALC
 SVP Baseball Ops/GM:Dayton Moore
 Field Manager:Ned Yost
 Senior Director, Team Travel: . . .Jeff Davenport
 VP Comm. & Broadcasting: . . .Mike Swanson
(816) 504-4713
 Director, Media Relations : . . .David Holtzman
(816) 504-4368

All-Time Marks

Record:4-2
 Record in Atlanta:4-2
 Record at Turner Field:4-2
 Record on road:0-0
 Last Braves 3-game sweep:6/18-20/10
 Last Braves 4-game sweep:None
 Last Royals 3-game sweep:None
 Last Royals 4-game sweep:None

2010 Results: Braves 3, Royals 0

Date/Opp.	Result	Winner-Loser-Save
6/18 vs. KC	W, 6-4	Lowe-Bannister-Wagner
6/19 vs. KC	W, 5-4	Wagner-Tejada-None
6/20 vs. KC	W, 8-5	Kimbrel-Wood-Wagner

Los Angeles Angels of Anaheim

Angel Stadium of Anaheim (1966) Capacity: 45,389
 Dimensions:365 - 400 - 365
 2010 Record and Finish:80-82, 3rd ALW
 General Manager:Tony Reagins
 Field Manager:Mike Scioscia
 Traveling Secretary:Tom Taylor
 VP, Communications:Tim Mead
(714) 940-2003
 Communications Manager:Eric Kay
(714) 940-2173

All-Time Marks

Record:3-3
 Record in Atlanta:1-2
 Record at Turner Field:1-2
 Record on road:2-1
 Last Braves 3-game sweep:None
 Last Braves 4-game sweep:None
 Last Angels 3-game sweep:None
 Last Angels 4-game sweep:None

2011 Schedule

Date/Opp.	Time	TV
5/20 at LAA	10:05	SPSO
5/21 at LAA	10:05	SPSO
5/22 at LAA	3:35	FSSO

Minnesota Twins

Target Field (2010) Capacity:39,500
 Dimensions:339 - 407 - 328
 2010 Record and Finish:94-68, 1st ALC
 SVP, General Manager:Bill Smith
 Field Manager:Ron Gardenhire
 Traveling Secretary:Remzi Kiratli
 Dir., Baseball Communications: . .Mike Herman
(612) 659-3471
 Sr. Mgr., Baseball Comm.:Dustin Morse
(612) 659-3472

All-Time Marks

Record:4-5
 Record in Atlanta:0-0
 Record at Turner Field:0-0
 Record on road:4-5
 Last Braves 3-game sweep:None
 Last Braves 4-game sweep:None
 Last Twins 3-game sweep:6/12-14/07
 Last Twins 4-game sweep:None

2010 Results: Braves 2, Twins 1

Date/Opp.	Result	Winner-Loser-Save
6/11 at MIN	L, 2-1	Liriano-Hudson-Rauch
6/12 at MIN	W, 3-2	Venters-Guerrier-Wagner
6/13 at MIN	W, 7-3	Medlen-Slowey-None

New York Yankees

Yankee Stadium (2009) Capacity:50,291
Dimensions:318 - 408 - 314
2010 Record and Finish:95-67, 2nd ALE
SVP/General Manager:Brian Cashman
Field Manager:Joe Girardi
Traveling Secretary:Ben Tuliebitz
Director, Communications/Media Rel.:Jason Zillo
.....(718) 579-4515
Manager, Media Rel./Publicity: ..Jason Latimer
.....(718) 579-4519
Manager, Media Rel./Publicity: Michael Margolis
.....(718) 579-4503

All-Time Marks

Record:10-12
Record in Atlanta:2-6
Record at Turner Field:2-6
Record on road:8-6
Last Braves 3-game sweep:None
Last Braves 4-game sweep:None
Last Yankees 3-game sweep:None
Last Yankees 4-game sweep:None

Seattle Mariners

SAFECO Field (1999) Capacity:47,447
Dimensions:331 - 405 - 326
2010 Record and Finish:61-101, 4th ALW
EVP/Baseball Ops & GM:Jack Zduriencik
Field Manager:Eric Wedge
Director, Team Travel:Ron Spellecky
Director of Baseball Information:Tim Hevly
.....(206) 346-4402
Manager, Baseball Information:Jeff Evans
.....(206) 346-4403

All-Time Marks

Record:3-3
Record in Atlanta:2-1
Record at Turner Field:2-1
Record on road:1-2
Last Braves 3-game sweep:None
Last Braves 4-game sweep:None
Last Mariners 3-game sweep:None
Last Mariners 4-game sweep:None

2011 Schedule

<u>Date/Opp.</u>	<u>Time</u>	<u>TV</u>
6/27 at SEA	10:10	SPSO
6/28 at SEA	10:10	SPSO
6/29 at SEA	3:40	SPSO

Oakland Athletics

Oakland-Alameda Cty Coliseum (1968) Capacity:35,067
Dimensions:330 - 400 - 330
2010 Record and Finish:81-81, 2nd ALW
VP/General Manager:Billy Beane
Field Manager:Bob Geren
Traveling Secretary:Mickey Morabito
Director of Public Relations:Bob Rose
.....(510) 563-2380
Manager, Baseball Information: ..Mike Selleck
.....(510) 563-2233

All-Time Marks

Record:5-4
Record in Atlanta:3-3
Record at Turner Field:3-3
Record on road:2-1
Last Braves 3-game sweep:None
Last Braves 4-game sweep:None
Last Athletics 3-game sweep:None
Last Athletics 4-game sweep:None

Tampa Bay Rays

Tropicana Field (1990) Capacity:34,078
Dimensions:315 - 404 - 322
2010 Record and Finish:96-66, 1st ALE
EVP, Baseball Operations: ..Andrew Friedman
SVP, Baseball Operations:Gerry Hunsicker
Field Manager:Joe Maddon
Director, Team Travel:Jeff Ziegler
VP, Communications:Rick Vaughn
.....(727) 825-3242
Director, Communications:Dave Haller
.....(727) 825-3485

All-Time Marks

Record:15-6
Record in Atlanta:6-3
Record at Turner Field:6-3
Record on road:9-3
Last Braves 3-game sweep:6/7-9/99
Last Braves 4-game sweep:None
Last Rays 3-game sweep:None
Last Rays 4-game sweep:None

2010 Results: Rays 1, Braves 2

<u>Date/Opp.</u>	<u>Result</u>	<u>Winner-Loser-Save</u>
6/15 vs. TB	L, 10-4	Price-Kawakami-None
6/16 vs. TB	W, 6-2	Hanson-Davis-None
6/17 vs. TB	W, 3-1	Hudson-Shields-Wagner

Texas Rangers

Rangers Ballpark (1994) Capacity:49,170
 Dimensions:332 - 400 - 325
 2010 Record and Finish:90-72, 1st ALW
 General Manager:Jon Daniels
 Field Manager:Ron Washington
 Director of Travel:Chris Lyngos
 EVP Communications:John Blake
(817) 273-5208
 Senior Director, Media Relations:Rich Rice
(817) 273-5204

All-Time Marks

Record:8-4
 Record in Atlanta:3-0
 Record at Turner Field:3-0
 Record on road:5-4
 Last Braves 3-game sweep:6/3-5/03
 Last Braves 4-game sweep:None
 Last Rangers 3-game sweep:None
 Last Rangers 4-game sweep:None

2011 Schedule

<u>Date/Opp.</u>	<u>Time</u>	<u>TV</u>
6/17 vs. TEX	7:35	PTV
6/18 vs. TEX	4:10	FOX
6/19 vs. TEX	1:35	FSSO

Toronto Blue Jays

Rogers Centre (1989) Capacity:49,160
 Dimensions328 - 400 - 328
 2010 Record and Finish:85-77, 4th ALE
 SVP/Baseball Ops & GM:Alex Anthopoulos
 Field Manager:John Farrell
 Manager, Team Travel:Mike Shaw
 VP, Communications:Jay Stenhouse
(416) 341-1248
 Manager, Baseball Information:Mal Romanin
(416) 341-1249

All-Time Marks

Record:10-14
 Record in Atlanta:6-6
 Record at Turner Field:6-6
 Record on road:4-8
 Last Braves 3-game sweep:5/22-24/09
 Last Braves 4-game sweep:None
 Last Blue Jays 3-game sweep:6/20-22/06
 Last Blue Jays 4-game sweep:None

2011 Schedule

<u>Date/Opp.</u>	<u>Time</u>	<u>TV</u>
6/20 vs. TOR	7:10	PTV
6/21 vs. TOR	7:10	PTV
6/22 vs. TOR	1:05	SPSO

NOTES

[illegible]



**2011
MISCELLANEOUS
INFORMATION**

2011 Braves Public Relations Staff

Brad Hainje ♦ Director of Media Relations



Brad Hainje is in his eighth season with the Braves. Prior to joining the Atlanta front office in February 2004, he spent six seasons (1998-2003) in the St. Louis Cardinals Media Relations Department.

Hainje serves as the Club's primary media contact in spring training and on road trips and is responsible for overseeing the daily media requests, including player interviews and appearances, press credentials and press box operations. He also oversees the publishing of the Club's annual media guide, daily press notes and all baseball-related press releases.

Hainje, 41, spent two years (1993-95) as a Sports Information Assistant at his alma mater, Purdue University, and three years (1995-98) as Assistant Sports Information Director at Southwest Missouri State University. While at Southwest Missouri State, Hainje's publications won several national awards from the College Sports Information Directors of America (CoSIDA).

Born in Lafayette, Ind., Hainje graduated from Logansport (Ind.) High School. He graduated from Purdue in 1992 with a degree in communication. He and his wife Michele have three children, Jack, Grace and Amelia, and reside in Marietta.

Beth Marshall ♦ Director of Public Relations



Beth Marshall joined the Braves Public Relations Department as a senior advisor in August 2004 and was named director of public relations during the 2005 season.

Marshall assists in all aspects of Braves communications, primarily focused on community affairs, sales and marketing and business affairs press outreaches. She also oversees Braves publications and is the liaison between MLB and the Braves broadcasting partners.

Marshall has also worked in public relations for the PBA Tour, WNBA league office, Planet Hollywood and its sports arm, Official All Star Cafe, Trump Plaza Hotel and Casino and the Philadelphia 76ers. She graduated with a degree in public relations from Harcum College outside of Philadelphia.

A native of Haverford, Pa., Marshall lives in Atlanta with her husband Corey.

Andrina "Andy" Pressley ♦ Publications Manager



Andy Pressley is in her 17th season with the Braves and 12th as publications manager. After living in Boston, Mass., for five years, Pressley relocated to Atlanta in 1995 and started out working game day hospitality for the Braves. She was hired full time in 1996 and is currently responsible for a variety of print pieces, including pocket schedules, game day programs, yearbooks and ChopTalk. She is also responsible for the team's postseason fan publications.

Originally from Sacramento, Calif., Pressley graduated from UCLA with a bachelor's degree in history. While at UCLA she dove competitively for the Bruins as a member of the women's swimming and diving team.

Pressley and her husband Bob reside in Marietta.

Adrienne Midgley ♦ Media Relations Manager



Adrienne Midgley is in her eighth season with the Braves and her second as the media relations manager. She began with the Braves as a public relations trainee in 2004 and was hired full time in 2005.

Midgley is responsible for coordinating all Braves credential requests, assists with researching, writing and editing the Club's media guide and daily game notes, and coordinates player requests and press conferences.

Prior to joining the Braves, she worked for the Los Angeles Dodgers organization in Vero Beach, Fla., where she was the spring training intern and then continued as the Administrative Assistant with the Single-A Vero Beach Dodgers. Midgley previously worked at the National Baseball Hall of Fame in Cooperstown, NY, in 2003 as the Membership Department intern.

Originally from Pittsburgh, Pa., Midgley earned her master's degree in sport administration from Georgia State University, and her bachelor's degree in sports management from Methodist College in Fayetteville, NC. She has participated as a member of the "Tomahawk Tutors," mentoring students at D.H. Stanton Elementary school in Atlanta.

Adrienne and her husband Richard have a daughter, Olivia, and reside in Buford.

Jim Misudek ♦ Media Relations Coordinator



Jim Misudek is in his sixth season in professional baseball and his second with the Braves. Prior to joining the Atlanta front office, Misudek spent 2009 with the Cincinnati Reds media relations department.

Misudek, 27, is responsible for contributing to the Club's media guide, updating team records and statistics in the daily game notes and assisting with press releases, player interviews, press conferences and press box operations while also serving as a primary media contact on team road trips.

Misudek began his baseball career as an intern with the Class-A Wisconsin Timber Rattlers and spent two seasons (2007-08) with the Milwaukee Brewers. In 2007, he was an intern in the media relations department and 2008 was spent as a sales representative while assisting with media relations duties. He also assisted Major League Baseball and the Brewers media relations department with their 2008 Postseason appearance.

Born in Fond du Lac, Wisc., Misudek graduated in 2002 from Fond du Lac High School. He graduated from the University of Wisconsin - Fond du Lac in 2004 with an associate's degree and in 2007 from the University of Wisconsin - La Crosse with a bachelor's of science degree in sport management. He resides in Atlanta.

Meagan Swingle ♦ Public Relations Manager



Meagan Swingle is in her 10th year as a member of the Atlanta Braves Public Relations staff. Prior to joining the PR staff in 2001, Swingle worked as a trainee for the Braves Corporate Partnerships department. She manages communications and media outreach for the Braves business, marketing, and community affairs departments.

Swingle graduated Magna Cum Laude from Clemson University in 1999 with degrees in Communication and Journalism. Prior to joining the Braves, she worked as a publicity intern for Sports Illustrated for Kids in 1999 and as a marketing intern for CNN in 1998.

Born in Port Angeles, Wash., and raised in Jesup, Ga., Swingle and her husband Enrique have a son, Enrique Ryan, and reside in Brookhaven.

Media Services

Media Credentials: Credentials will be issued only to legitimate news gathering agencies that have contacted the Media Relations Department at least 24 hours in advance of their assignment. To obtain media credentials, a written request must be made to the Braves' Media Relations Department (P.O. Box 4064, Atlanta, GA 30302) on appropriate letterhead stationery, or online at <https://credentials.mlb.com>. Please specify the name(s) and function of the individual(s) who will cover the game. Identification will be required before credentials can be distributed. Credentials may be picked up at the Media Window located at the Southwest Gate of Turner Field on Bill Lucas Drive. Both the Media Window and Entrance open 3fi hours prior to the game. **Credentials are not issued to anyone under 18 years of age. Any party abusing this policy will forfeit their credential and all privileges.**

Media Parking: Limited parking for the media is available in the Media Lot. The entrance to the Media Lot is located on the corner of Crew Street and Little Street (Little Street is off of Hank Aaron Drive, one block south of Bill Lucas Drive, directly behind the stadium). For further information, please contact a member of the Public Relations Department.

Media Entrance: The Media Entrance to Turner Field is located at the Southwest Gate, on Bill Lucas Drive near Pollard Boulevard. This is the side of the stadium farthest from downtown Atlanta, nearest the expressway. To obtain admittance to the stadium, members of the media must show one of the following: a Major League Baseball Working Pass, BBWAA card or an Atlanta Braves season/daily credential.

Press Box: The Turner Field Press Box is located on the Press Level. A 40-foot walkway leads directly from the Press elevator to the entrance to the Press Box. The Press Box can accommodate 104 individuals. Credit card telephones are located on the tabletops of the Press Box and in the workroom, located directly behind the Press Box. Dining facilities are located in the Press Area. Live shots and still photographs are prohibited from the Press area. **Proper credentials are required for admittance.**

Clubhouses: Take the Press Elevator to the service level. Walk straight ahead down the corridor, turn left to the main tunnel. The Braves clubhouse entrance is about 150 feet to the right, the Visitors Clubhouse is to the left. Both clubhouses open 3fi hours prior to game time and are closed to the media one hour prior to and during the game. Following the game, the clubhouses re-open to the media within 10 minutes after the last out. The trainer's room, weight room and players' lounge are closed to the media at all times. Proper credentials must be displayed to access either clubhouse. Still Photographers are not permitted in the clubhouse without special permission. **The clubhouses are limited to credentialed working media only.**

Field: Enter the field via the Field Access corridor off the main tunnel between the Braves and Visitors clubhouses. The field and dugout areas must be cleared one hour prior to first pitch. Pre-game broadcast interviews and live shots must be done on the warning track or in the dugout. Post-game live shots can be done from the warning track after the teams have left the field.

Photo Areas: A limited number of still photographer field level positions is available, subject to team discretion. There are also upper level wells and outfield locations. The Field Access corridor is off the main tunnel between the Braves and Visitors clubhouses. Still photographers are not permitted in the clubhouses without special permission.

Broadcast Booths: Located in the Press Box. There are seven broadcast booths: Booth 1 (Home TV), Booth 2 (Home Radio), Booth 3 (Visiting TV), Booth 4 (Visiting Radio), Booth 5 (Reserved), Booth 6 (Reserved), Booth 7 (Reserved). To obtain use of a reserved booth, please contact Brad Hainje or Beth Marshall in the Public Relations department.

2011 PR Trainees



Kyle Brostowitz



Jonathan Raymond



Meera Venkatraman

2011 Braves Radio/TV

The Atlanta Braves, FOX Sports South, SportSouth, Peachtree TV and the Braves Radio Network - WCNN 680 the Fan and WNNX Rock 100.5, will team up in 2011 to bring Braves fans the best and most comprehensive sports broadcasting in Major League Baseball. FOX Sports South, the largest regional sports network, reaches 12.6 million cable and satellite homes in seven Southeastern states and has broadcast select Braves regular-season and Spring Training games the past 17 seasons. WCNN 680 the Fan and WNNX Rock 100.5, the Atlanta Braves flagship radio rightsholders, will carry all 162 regular-season games and 14 Spring Training games. The Braves Radio Network includes approximately 150 affiliates across the Southeast, the largest radio affiliate network in all major league sports.

Braves Broadcasters

Jim Powell



The 2011 Major League Baseball season marks Jim Powell's third year in the Atlanta Braves radio booth working alongside Hall of Fame pitcher Don Sutton. Powell spent the previous 13 seasons as a member of the Milwaukee Brewers broadcast team, teaming with another Hall of Famer, Bob Uecker.

Powell joined the Brewers in 1996 and was named the 1998 Wisconsin Sportscaster of the Year. In addition to his radio duties, he spent time as a member of the Brewers television team during the 1999 and 2000 seasons.

Powell began his Major League broadcasting career with the Minnesota Twins in a reserve role in 1993 and 1994. Prior to this, he accumulated extensive experience at the minor-league level, serving as play-by-play announcer for the Charlotte Knights (1990-91, 1995) and the Columbia Mets (1987-89, 1993-94).

Powell has also worked at the collegiate level, taking on play-by-play duties for the University of South Carolina baseball program in 1989 and 1994, as well as the University of Georgia baseball team in 1985 and 1986.

Before going into baseball full-time, Powell had received national exposure through play-by-play for CBS Radio for several college football games, including the 1997 Sun Bowl. He has also worked on Host Communications telecasts, calling University of South Carolina football action in 2000. He served as the color analyst for the South Carolina football and basketball programs from 1993-95 and hosted the coaches' shows for those two sports on television. Powell also did play-by-play for Davidson College basketball in 1990.

An internship in the newsroom and sports office at WGST-AM while Powell was in high school started his broadcasting career. He then worked at WRFC in Athens while attending the University of Georgia, followed by a job after graduation with at WVOC radio in Columbia, South Carolina. In 1991, Powell was hired by WSB-AM to work weekends, where he covered the Braves, Georgia Bulldogs and Atlanta Falcons for two years.

Powell and his wife Emmy have been active members of their community, serving on the Board of Directors for the Child Abuse Prevention Fund for several years. He spends his winters coaching youth basketball and is also an avid tennis player.

A native of Roswell, Ga., Powell attended the University of Georgia as a National Merit Scholar. He and his wife, also a Georgia native, have three daughters, Allie, Sabrina and Julia.

Don Sutton



Hall of Fame pitcher Don Sutton returned to the Braves broadcast team in 2009 after a two-year stint with the Washington Nationals television broadcast team. Sutton previously spent 18 years, beginning in 1989, broadcasting Braves games. He joined Turner Sports as an analyst for Braves telecasts on TBS after a stellar playing career that spanned 23 seasons.

He has also served as a course reporter on TBS's professional golf coverage, working the Hawaiian Open, PGA Championship and PGA Grand Slam of Golf, as well as TNT's coverage of the Sarazen World Open Championship.

Sutton's network broadcasting experience included pre- and post-game analysis for NBC's 1987 League Championship series coverage.

His Major League Baseball pitching career was highlighted by 324 wins with the Los Angeles Dodgers, Houston Astros, Milwaukee Brewers and California Angels. Sutton spent 15 seasons with the Dodgers, beginning in 1966. He joined the Astros as a free agent in 1981. Sutton was traded to Milwaukee in August 1982, where he pitched three seasons before being traded to Oakland in December 1984. He was traded to California in September 1985 and retired in January 1988.

One of the most durable pitchers of the modern era, appearing in more than 750 games and completing nearly 180 during his career, Sutton's personal bests included 21 wins (1976), 293 innings pitched (1969), 41 games (1969), 2.21 ERA (1980 - led NL), 40 starts (1974), 217 strikeouts (1969) and 18 complete games (1972), all with the Dodgers.

Sutton ranks seventh on baseball's all-time strikeout list with 3,574. He was 4-1 with a 2.02 ERA in seven League Championship Series games, and 2-3 with a 5.26 ERA in eight World Series games. In the 1974 postseason, he was 3-0 with a 1.50 ERA and 25 strikeouts in four games. He also posted a 1-0 record in four All-Star appearances without allowing a run.

Sutton was elected into the National Baseball Hall of Fame in 1998. He was named National League Rookie-of-the-Year by Sporting News in 1966, and was named the Texas League Player-of-the-Year in 1965 at Albuquerque.

Born in Clio, Ala., Don, his wife Mary and their daughter, Jacqueline, reside in Sandy Springs. Don has two other adult children, Daron and Staci.

Tom Glavine ♦ Special Assistant to the President



Former pitching great Tom Glavine opened a new chapter in his baseball career in 2010, as he was named special assistant to Braves president John Schuerholz on February 11, 2010. In his role, Glavine assists with various baseball and business projects and occasionally works on special assignments for executive vice president and general manager Frank Wren and manager Fredi Gonzalez.

In addition to his baseball operations duties, Glavine serves as an occasional guest for the Braves Radio Network Pre-Game Show, and as a guest analyst for selected games on the Braves Radio Network. He also joins broadcasters Chip Caray and Joe Simpson as a guest analyst for Sunday home games televised by Fox Sports South.

Glavine is a two-time National League Cy Young Award winner (1991 & 1998) and a 10-time N.L. All-Star. Glavine, who owns a 305-203 career record and 3.54 ERA in 682 games, compiled 244 of his victories in a Braves uniform and helped Atlanta to five World Series appearances in the 1990s. He was named the Most Valuable Player of the 1995 World Series, when the Braves defeated the Cleveland Indians.

Selected by the Braves in the second round of the 1984 draft, Glavine made his big-league debut in 1987. A five-time 20-game winner, Glavine joined the 300-win club with a 8-3 victory over the Cubs on August 5, 2007, at Wrigley Field. Glavine and his wife Christine reside in Alpharetta, Ga., with their daughter, Amber Nicole, and four sons, Jonathan, Peyton Thomas, Mason Riley and Kienan Patrick.

2011 Braves FOX Sports South Broadcasters

Chip Caray



Chip Caray is in his second season as the play-by-play announcer for Braves games on Fox Sports South and SportSouth. He previously spent five seasons (2005-09) as the play-by-play voice of TBS's Major League Baseball coverage and Braves' broadcasts on Peachtree TV.

Caray served as the play-by-play announcer for seven seasons (1998-2004) for Chicago Cubs games on WGN. The 2004 Illinois Sportscaster of the Year, Caray's baseball resume also includes one season as the radio play-by-play announcer for Minnesota's Orlando (AA) affiliate in 1990, two years (1991-92) broadcasting the Atlanta Braves and three campaigns (1993-95) with the Seattle Mariners.

Caray spent five years (1996-2000) as a member of the Fox Network's Saturday baseball coverage, including three years as a studio host.

He is the third generation of Carays to serve as a play-by-play announcer, after his father Skip and grandfather Harry, who was the play-by-play voice of the Cubs from 1982 to 1997. A member of the Hall of Fame, Harry spent 53 seasons as a major league broadcaster. On May 13, 1991, the three generations of Carays worked together on a Chicago Cubs/Atlanta Braves game.

Chip's broadcast career also includes nine seasons as the television play-by-play voice of the NBA's Orlando Magic and stints calling both University of Florida and Florida State University football and basketball games for the Sunshine Network.

Caray graduated from the University of Georgia in 1987 and began his career with weekend TV sports anchor stints in Panama City, Fla., and Greensboro, NC. He and his wife Susan have four children: Summerlyn, Christopher, Stefan and Tristan.

Joe Simpson



Joe Simpson is in his 20th season as an Atlanta Braves broadcaster. This year marks his fifth season calling games on Fox Sports South and SportSouth.

Simpson played professionally for 11 seasons, beginning in 1973 when he was drafted by the Los Angeles Dodgers in the third round. He joined the Seattle Mariners in 1979 before being traded to the Kansas City Royals in 1983. An outfielder and first baseman throughout his professional career, he retired from the California Angels organization following the 1984 season. He had his best season in 1979, when he hit .283 in 120 games for the Mariners. Simpson worked as an analyst on Seattle Mariners telecasts for five years before joining Turner Sports in 1992. Simpson was named "Georgia Sports Broadcaster of the Year" in 1995.

An All-American outfielder and first baseman at the University of Oklahoma, Simpson was born in Purcell, Oklahoma.

Joe and his wife Kathy live in Marietta, Ga. They have two children, Meg and Gabe.

2011 Atlanta Braves Radio Affiliates

Georgia		Alabama	North Carolina	Tennessee
Adairsville WJTH 101.7	Jesup WLOP 1370 WIFO 105.5	Auburn WAUD 1230	Asheville WISE 1310	Chattanooga WDEF 1370
Albany WGPC 1450	LaGrange WLAG 1240 WLAG 96.9	Brewton WKNU 106.3	Charlotte WZGV 730	Clarksville WJZM 1400
Americus WISK 98.7	Louisville WPEH 92.1	Centre WEIS 990	Fayetteville WAZZ 1490	Cleveland WCLE 1570 WCLE 104.1
Athens WRFC 960 WGAU 1340	Macon-Warner Robbins WROK 105.5	Centre-Collinsville WKUL 100.1	Franklin WFSC 1050	Johnson City WXSM 640
Atlanta WCNN 680 WNNX 100.5	Milledgeville WMVG 1450 WKZR 102.3	Cullman WKUL 92.1	Murphy WCVP 600 WCNG 102.7	Kingsport WGOC 1320
Augusta WGAC 580	Monroe WKUN 1490	Florence WYTK 93.9	Rutherfordton WCAB 590	Lenoir City WLIL 730
Bainbridge WGMK 106.3	Moultrie WMTM 1300 WMTM 105.1	Foley WHEP 1310 WHEP 92.5	Salisbury WSTP 1490	Lewisburg WJIM 1490
Brunswick WSFN 790	Quitman WSFB 1490 WSFP 97.7	Guntersville WTWX 95.9	Shelby WADA 1390	Louisville WPEH 1420
Calhoun WJTH 900	Rome WLAQ 1410	Huntsville WUMP 730	Sylva WRGC 680	Manchester WMSR 1320 WMSR 94.9
Carrollton WLBB 1330 WBTR 92.1	Sandersville WSNT 1490 WSNT 99.9	Jasper WJLX 1240 WJLX 101.5	Valdese WSVM 1490	Martin WCDZ 95.1
Cartersville WBHF 1450	Savannah WZAT 102.1	Madison WUMP 103.9	Waynesville WYSE 970	Murfreesboro WGNS 1450 WGNS 100.5
Claxton WCLA 1470	Statesboro WPTB 850	Montgomery WMSP 740 WNZZ 950	South Carolina	Newport WLIK 1270
Clayton WGHC 1370	Swainsboro WJAT 800	Roanoke WELR 1360	Camden WCAM 1590 WPUB 102.7	Pigeon Forge WPFT 106.3
Columbus WRCG 1420 WRCG 106.9	Thomaston WTGA 1590 WTGA 101.1	Scottsboro WWIC 1050	Charleston WQNT 1450	West Virginia
Cornelia WCON 1450 WCON 99.3	Thomasville WPAX 1240	Tallahassee WACQ 1130 WACQ 101.1	Clemson-Anderson WCCP 104.9	Logan WVOW 1290 WVOW 101.9
Dalton WBLJ 1230 WYYU 104.5	Tifton WTIF 1340 WTIF 107.5	Thomasville WJDB 630 WJDB 95.5	Clinton WPCC 1410	
Douglas-Fitzgerald WDMG 860	Toccoa WNEG 630	Florida	Fountain Inn WFIS 1600 WFIS 105.5	
Elberton WSGC 105.3	Trenton WKWN 1420 WKWN 106.1	Crestview WJSB 1050 WAAZ 104.7	Seneca WSNW 1150 WSNW 103.3	
Elijay WPGY 1580 WLJA 101.1	Unadilla-Perry WNNG 99.9	Fort Walton Beach WFTW 1260	Spartanburg WSPG 1400 WSPG 97.1	
Gainesville WGGA 1240	Vidalia WVOP 970 WYUM 101.7	Melbourne WSJZ 95.9	Union WBCU 1460 WBCU 103.5	
Greensboro WDDK 103.9	Warrenton WGAC 93.1	Orlando WHOO 1080	Walterboro WALI 93.7	
Griffin WKEU 1450	Waycross WFNS 1350	Mississippi		
Hazelhurst-Baxley WVOH 93.5		Jackson WJDX 620		
Hiawassee WNGM 1230 WNGM 97.5				

Rules of Interest

Player Limits: Forty until Opening Day, when the number of players must be reduced to 25 until Sept. 1, when it becomes 40 again.

Determining Batting Average: Divide the number of at-bats into the number of hits.

Determining Earned Run Average: Multiply the number of earned runs by nine, divide the total by the number of innings pitched.

Determining On-Base Percentage: Add the total of hits, walks and hit by pitches and divide by the total of at-bats, walks, hit by pitches and sacrifice flies.

Determining Slugging Percentage: Divide the total bases of all hits by the total times at-bat (at-bats do not include walks, sacrifices, hit by pitches, or times awarded first base because of interference or obstruction).

Determining Fielding Average: Divide the total putouts and assists by the total of putouts, assists and errors.

Determining Winning Percentage: Divide the number of games won by the total games won and lost.

Determining the Magic Number: Determine the number of games yet to be played, add one, then subtract the number of games ahead in the loss column of the standings of the closest opponent.

Consecutive Game Hitting Streaks: A consecutive-game hitting streak shall not be terminated if all the player's plate appearances (one or more) result in a base on balls, hit batsman, defensive interference or a sacrifice bunt. The streak shall terminate if the player has a sacrifice fly and no hit.

Consecutive Game Playing Streak: A consecutive-game playing streak shall be extended if the player plays one half-inning on defense, or if he completes a time at bat by reaching base or being put out.

Qualifying Marks: To qualify for the batting championship, a player must have a minimum of 502 plate appearances. To qualify for Earned Run Average leadership, a pitcher must have at least 162 IP.

Doctored Bat: If a filled or "doctored" bat is used, the player is to be ejected from the game and suspended three days. Any balls hit by an illegal bat do not count. If the umpire sees the illegal bat before it is used, he issues a warning, but there is no penalty.

Relief Pitchers' Save Rule: A pitcher is credited with a save when he meets all three of the following conditions; 1) He's the finishing pitcher in a game won by his club, and 2) he's not the winning pitcher, and 3) he qualifies under one of the following conditions: a) he enters the game with a lead of no more than three runs and pitches for at least one inning, or b) he enters the game with the potential tying run either on base, at bat or on deck, or c) he pitches effectively for at least three innings.

Major League Service: A full year of service in the Major Leagues is 172 days.

Rookie Rule: Not more than 130 at-bats or 50 innings pitched in the Major Leagues during a previous season or seasons, nor more than 45 days on a Major League roster during the 25-player limit (excluding time in military service or on the disabled list.)

Day / Night Game: Any game scheduled to start after 5:00 p.m. will be considered a night game. If a game is scheduled to start at or before 5:00 p.m. and is delayed by rain or for any other reason it shall still be considered a day game. However, both games of a two-night doubleheader shall be considered night games. When afternoon and night games are played on the same day and separate admissions are charged, they will be counted as one day game and one night game and will not be considered as a doubleheader.

Disabled Lists

15-Day Disabled List: Minimum period of inactivity is fifteen (15) days. There is no limit on the number of players that may be placed on this list.

60-Day Disabled List: The minimum period of inactivity is sixty (60) days. Players on or transferred to this list after August 1 shall remain there for the balance of the regular season and post-season. This list may be used only when a club is at the maximum limit of forty (40) players.

Regulation Game

Regulation Game: A regulation game consists of nine innings unless extended because of a tie score or shortened because 1) the home team needs none of its half of the ninth or only part of it; or 2) because the umpire-in-chief calls the game after five completed innings. A regulation game may be less than five innings if the home team is ahead after the top of the fifth, or takes the lead or ties the score while at bat in the fifth.

Tie Game: A regulation game that is called by the umpire-in-chief when both teams have the same number of runs is a tie game. Individual player performances are official and are entered in the records, but the game does not count in the league standings and may be re-scheduled at a later date.

Suspended Game: A game becomes a suspended game if it is terminated for any of the following reasons: 1) a curfew imposed by law; 2) a time limit permissible under league rules; 3) light failure or malfunction of a mechanical field device under control of the home club (including automatic tarpaulin or water removal equipment); 4) darkness because of any law, the lights may not be turned on. No game called because of a curfew or a time limit shall be a suspended game unless it has progressed far enough to have been a regulation game (see above). A game called under provision 3 or 4 shall be a suspended game at any time after it starts. Since 1980, if weather forces the termination of a legal game while an inning is in process, it will become a suspended game if either of the following two conditions exists: 1) the visiting team has scored one or more runs to tie the game and the home team has not scored, or 2) the visiting team has scored one or more runs to take the lead and the home team has not tied the score or taken the lead. If a legal game is tied when called because of weather and neither situation listed above prevails, it is a tie game and must be replayed in its entirety.

Suspended games shall be resumed at the exact point of suspension of the original game. If possible, it shall be resumed immediately preceding the next scheduled single game between the two clubs on the same ground.

A game called at the END of a completed inning AFTER NINE INNINGS for any reason shall be a SUSPENDED game. This rule became effective in 1969. Formerly, the game would have been declared a tie and replayed in its entirety at a later date.

Turner Field Ground Rules

Dugouts: Dugouts are bounded by guard rails and any ball hitting guard rails or netting is IN PLAY. Ball hitting netting on home plate side of either dugout is IN PLAY. Ball hitting facing over either dugout is dead - ONE BASE on pitch and TWO BASES on throw by a fielder. Catch may be made in either dugout.

Backstop: Ball lodging in padding is dead - ONE BASE on pitch and TWO BASES on throw by a fielder.

Canvas on Tarp Drum: Catch may be made on canvas - Ball lodged behind or under canvas is dead. ONE BASE on pitch and TWO BASES on throw by a fielder. Batted ball lodging behind or under canvas - TWO BASES.

Foul Poles: Ball hitting any part of screen area supported by poles down left or right field line - HOME RUN.

Outfield Fence: Batted ball going over yellow line on top of outfield fence - HOME RUN.

2011 Atlanta Braves General Information

Parking: Atlanta Braves season parking passes are available for Season Ticket Subscribers. Cost is \$830 (Full Season), \$420 (Half Season), \$300 (Weekend Plan) and \$200 (20 game).

There are approximately 1,200 parking spaces available to the general public west of I-75/85. Public parking is \$12.00 per car, \$50.00 per bus or RV. Handicapped parking is located in the Green Lot (east of I-75/85) and is available on a first-come, first-served basis.

2011 Braves Batting Practice Schedule

Turner Field Game Times			
	1:35 PM	7:10 PM	7:35 PM
Braves Pitchers Hit	10:50	4:25	4:50
Braves Group I	11:05	4:40	5:05
Braves Group II	11:20	4:55	5:20
Braves Group III	11:35	5:10	5:35
Braves Group IV	11:50	5:25	5:50
Visitors Hit	12:05	5:40	6:05
Braves Infield	12:45	6:20	6:45
Visitors Infield	12:55	6:30	6:55
Grounds Crew	1:05	6:40	7:05
All Times Are Subject To Change.			

Smoke-Free Environment: The Atlanta Braves maintain a smoke-free environment in accordance with Fulton County Ordinance #30-2-14 section 6, the seating areas and concourses of the ballpark are smoke-free. An usher or guest relations representative can direct you to the nearest smoking location.

BBWAA Atlanta Chapter

2011 Officers

Carroll Rogers, AJC, chairman
Charles Odum, AP, vice-chairman
Guy Curtright, secretary-treasurer

Gold Card Members

Furman Bisher, Paul Bodi, Guy Curtright, Roy Exum, Mike Fish, Steve Hummer, Buck Johnson, David Moffitt, Jesse Outlar, Tom Saladino, Willie Smith, Tom Stinson, Ray Tapley, Jack Wilkinson, Bill Zack

Active Members

Chris Bahr, Sporting News
Mark Bradley, Atlanta Journal-Constitution
Matt Crossman, Sporting News
Ryan Fagan, Sporting News
Bob Hille, Sporting News
Garry D. Howard, Sporting News
Amy Jinkner-Lloyd, Associated Press
Terence Moore, AOL FanHouse
Carl Moritz, Sporting News
Paul Newberry, Associated Press
David O'Brien, Atlanta Journal-Constitution
Jeff Schultz, Atlanta Journal-Constitution

Brave of the Year Award Winners

1966Felipe Alou	1979Phil Niekro	1995Greg Maddux
1967Hank Aaron	1980Dale Murphy	1996John Smoltz
1968Felipe Alou	1981Rick Camp	1997Denney Naegle
1969Hank Aaron	1982Dale Murphy	1998Tom Glavine
1970Rico Carty	1983Dale Murphy	1999Chipper Jones
1971Hank Aaron	1984Dale Murphy	2000Tom Glavine
1972Dusty Baker	1985Dale Murphy	2001Chipper Jones
1973Hank Aaron	1986Ken Oberkfell	2002John Smoltz
.....Darrell Evans	1987Dale Murphy	2003Gary Sheffield
.....Dave Johnson	1988Gerald Perry	2004J.D. Drew
1974Ralph Garr	1989Lonnie Smith	2005Andruw Jones
.....Phil Niekro	1990Ron Gant	2006Brian McCann
1975Carl Morton	1991Terry Pendleton	2007Chipper Jones
1976Willie Montanez	1992Terry Pendleton	2008Chipper Jones
1977Jeff Burroughs	1993David Justice	2009Javier Vazquez
1978Phil Niekro	1994Greg Maddux	2010Tim Hudson

The Brave of the Year Award is chosen annually by a vote of the Atlanta chapter of the BBWAA.

2011 Spring Training Information

Report Dates

Major League Reporting Dates

Pitchers and catchers report on February 14, with the first workout on February 15. Balance of the team reports February 18, with the first full-squad workout slated for February 19.

Minor League Reporting Dates

Pitchers and catchers will report to Kissimmee on March 3 and workout on March 4. Infielders and outfielders report on March 11, with the first full-squad workout on March 12.

Complex

Champion Stadium

Constructed: 1997
Capacity: 9,500
Dimensions: 340 - 400 - 330

Office Headquarters

Champion Stadium
700 Victory Way
Kissimmee, FL 34747

Mailing Address

P.O. Box 470517
Celebration, FL 34747
General Office:
(407) 939-2200
Media Relations Office:
(407) 939-2245 or 939-2246

Hotel Headquarters

Orlando World Center Marriott
World Center Drive
Orlando, FL 32821
Ph: (407) 239-4200
Fax: (407) 238-8777

Press Box Phone

(407) 939-2287 or 939-2288

Ticket Prices

Lower Level Seats:
\$30-\$42
Bleacher Reserved:
\$24-\$34
General Admission Berm Seats:
\$10-\$20

Pre-Game Timings

Afternoon Games (1:05 starts):
Braves BP: 10:10-11:10 AM
Visitors BP: 11:10-12:10 PM

Night Games (6:05 starts):
Braves BP: 3:10-4:10 PM
Visitors BP: 4:10-5:10 PM

Atlanta Braves Year-by-Year Spring Training Results

Year	Record	Year	Record	Year	Record
196613-13	198313-15	199917-13
196712-13	198413-13	200014-17
196813-11	198518-11	200112-13-3
196911-12	198618-11	200215-14-2
197015-17	198716-14	200317-12-2
197113-14	19888-21	200414-17
19728-12	198916-12	200512-15-1
19734-18-1	19907-7	200611-18-3
197410-11-1	199115-12	200718-12-2
19759-19	199210-19	200815-15-2
197616-14	199317-11-2	200921-12
19778-8-1	199420-9	201017-12-1
197814-11	1995*14-13		
197916-10	19953-8		
198010-9	199616-10-1		
198115-15	199710-18		
198218-7	199813-17-1		

* Spring Training 1



Braves Training Sites

1901	Norfolk, VA
1902-04	Thomasville, GA
1905	Charleston, SC
1906	Jacksonville, FL
1907	Thomasville, GA
1908-12	Augusta, GA
1913	Athens, GA
1914-15	Macon, GA
1916-18	Miami, FL
1919-20	Columbus, GA
1921	Galveston, TX
1922-37	St. Petersburg, FL
1938-40	Bradenton, FL
1941	San Antonio, TX
1942	Sanford, FL
1943-44	Wallingford, CT
1945	Washington, D.C.
1946-47	Ft. Lauderdale, FL
1948-61	Bradenton, FL
1962	Palmetto, FL
1963-1997	West Palm Beach, FL
1998-Pres.	Kissimmee, FL



2011 Spring Training Schedule

Date	Opponent/Site	R/I/TV	Time
Saturday, February 26	New York Mets at Port St. Lucie	R	1:10 pm
Sunday, February 27	New York Mets at Disney	R	1:05 pm
Monday, February 28	Houston Astros at Disney	R	1:05 pm
Tuesday, March 1	Houston Astros at Kissimmee	R	1:05 pm
Wednesday, March 2	Boston Red Sox at Ft. Myers	R	1:05 pm
Thursday, March 3	Detroit Tigers at Disney	E/R	1:05 pm
Friday, March 4	Toronto Blue Jays at Disney (SS)	R	1:05 pm
	Washington Nationals at Viera (SS)		1:05 pm
Saturday, March 5	New York Mets at Disney	R	1:05 pm
Sunday, March 6	Washington Nationals at Viera	R	1:05 pm
Monday, March 7	Florida Marlins at Jupiter	R	1:05 pm
Tuesday, March 8	New York Yankees at Disney	R	1:05 pm
Wednesday, March 9	St. Louis Cardinals at Disney	R	1:05 pm
Thursday, March 10	St. Louis Cardinals at Disney	R	1:05 pm
Friday, March 11	New York Yankees at Tampa	R	1:15 pm
Saturday, March 12	New York Mets at Disney	R	1:05 pm
Sunday, March 13	Houston Astros at Disney	R	1:05 pm
Monday, March 14	St. Louis Cardinals at Jupiter	R	1:05 pm
Tuesday, March 15	St. Louis Cardinals at Jupiter	R	1:05 pm
Wednesday, March 16	Boston Red Sox at Disney	E/R	1:05 pm
Thursday, March 17	Washington Nationals at Disney	C/R	6:05 pm
Friday, March 18	New York Mets at Port St. Lucie	R	1:05 pm
Saturday, March 19	New York Mets at Disney (SS)	C/R	1:05 pm
	Detroit Tigers at Lakeland	R	1:05 pm
Sunday, March 20	Houston Astros at Disney	C/R	1:05 pm
Monday, March 21	New York Mets at Port St. Lucie	R	1:10 pm
Tuesday, March 22	OFF DAY		
Wednesday, March 23	Florida Marlins at Disney	R	1:05 pm
Thursday, March 24	Toronto Blue Jays at Dunedin	R	1:05 pm
Friday, March 25	Philadelphia Phillies at Clearwater (SS)	E	1:05 pm
	Detroit Tigers at Disney (SS)	R	6:05 pm
Saturday, March 26	New York Mets at Port St. Lucie	C/R	1:10 pm
Sunday, March 27	Philadelphia Phillies at Disney	F/R	1:05 pm
Monday, March 28	Washington Nationals at Disney	F/R	6:05 pm
Tuesday, March 29*	Minnesota Twins at Atlanta	S/R	7:05 pm
Wednesday, March 30*	Minnesota Twins at Atlanta	S/R	12:05 pm

(R) 680 The Fan, 1230 AM or 1340 AM

(F) FS South

(S) SportSouth

(E) ESPN

(C) Comcast Sports SE

(I) braves.com audio

Home Games in **Bold**; All times are Eastern and are subject to change.

* At Turner Field

2010 Braves Spring Training Results

Date	Opponent	Result	Winning Pitcher	Losing Pitcher	Save	Record	Att.
3/2	at NYM	L, 4-2	Livingston	Chavez	Igarashi	0-1	3,614
3/3	vs. NYM	W, 9-5	Venters	Stinson	None	1-1	5,367
3/4	vs. PIT	W, 4-3	Reyes	Burres	Cordier	2-1	4,004
3/5	vs. WSH	W, 11-8	Saito	Stammen	Redmond	3-1	4,473
3/6	at HOU	L, 3-0	Arias	Acosta	Wright	3-2	4,021
3/7	vs. HOU	W, 9-4	Gomez	Majewski	None	4-2	7,047
3/8	at DET	W, 12-4	Hudson	Scherzer	None	5-2	6,935
3/9	vs. PHI	L, 7-4	Baez	Ortegano	Carpenter	5-3	10,674
3/10	vs. NYM	W, 7-6 (10)	Kimbrel	Niesen	None	6-3	7,435
3/11	at NYY	RAIN OUT					
3/12	vs. PIT	RAIN OUT					
3/13	vs. TOR	L, 3-0	Romero	Hudson	Gonzalez	6-4	8,385
3/14	at HOU (SS)	L, 8-5	Myers	Kawakami	Lopez	6-5	4,174
	at TOR (SS)	W, 8-5	Parr	Frasor	Marek	7-5	4,910
3/15	at WSH	W, 5-2	Lowe	Mock	Gomez	8-5	5,030
3/16	vs. FLA	W, 6-3	Jurrjens	Johnson	Kimbrel	9-5	7,066
3/17	at FLA	W, 4-2	Hanson	Miller	Dunn	10-5	3,164
3/18	at STL	W, 5-3	Hudson	Hill	Lyman	11-5	7,542
3/19	vs. DET	T, 4-4 (10)	---	---	---	11-5-1	9,340
3/20	at TOR	L, 7-6 (10)	Valdez	Huber	Non	11-6-1	5,119
3/21	vs. STL	RAIN OUT					
3/22		OFF DAY					
3/23	at NYM	L, 7-6	Igarashi	Wagner	Green	11-7-1	5,197
3/24	vs. PHI	W, 8-0	Hudson	Happ	None	12-7-1	9,466
3/25	at PIT	L, 7-6 (10)	Jackson	Acosta	None	12-8-1	3,897
3/26	vs. DET	W, 5-3	Lowe	Verlander	Wagner	13-8-1	7,628
3/27	vs. WSH	W, 4-0	Jurrjens	Marquis	None	14-8-1	7,050
3/28	at WSH	L, 9-3	Olsen	Proctor	None	14-9-1	5,788
3/29	at PHI	W, 5-4	Kimbrel	Madson	Nunez	15-9-1	9,068
3/30	vs. NYY	W, 9-6	Saito	Segovia	Wagner	16-9-1	11,112
3/31	vs. HOU	W, 10-5	Lowe	Rodriguez	None	17-9-1	6,748
4/1	at DET	L, 4-1	Zumaya	Jurrjens	Weinhardt	17-10-1	5,248
4/2	vs. CWS*	L, 7-2	Floyd	Hanson	None	17-11-1	15,590
4/3	vs. CWS*	L, 12-4	Danks	Hudson	None	17-12-1	15,650

Home games in **bold**;

* Exhibition at Turner Field

2010 Braves Final Spring Training Statistics

BATTING

BATTER	AVG	G	AB	R	H	2B	3B	HR	RBI	HP	BB	SO	SB	E
Blanco	.241	20	29	4	7	0	0	0	4	0	6	4	0	0
Bolivar	.000	3	1	0	0	0	0	0	0	0	1	0	1	0
Boscan	.286	8	14	0	4	0	0	0	1	0	0	0	0	0
Cabrera, W	.000	3	2	0	0	0	0	0	0	0	0	0	0	0
Cabrera, M	.286	25	70	12	20	3	1	0	5	0	6	7	1	1
Canizares	1.000	1	1	0	1	0	0	0	0	0	0	0	0	0
Cleven	.182	17	33	3	6	0	0	1	1	0	3	8	1	1
Conrad	.255	28	51	9	13	3	1	2	10	0	7	9	1	1
Diaz	.292	24	65	8	19	3	0	0	1	2	7	13	3	0
Duncan	.500	1	2	0	1	0	0	0	0	0	0	1	0	0
Escobar	.283	20	53	7	15	6	0	1	9	0	4	5	0	2
Freeman	.333	28	42	6	14	3	0	0	7	2	2	8	0	1
Glaus	.385	22	52	13	20	5	0	0	11	0	11	13	0	1
Gonzalez	.000	2	2	0	0	0	0	0	1	0	0	0	0	1
Harrilchak	.000	3	2	0	0	0	0	0	0	0	1	1	0	0
Hefflinger	1.000	1	1	0	1	0	0	0	0	0	0	0	0	0
Heyward	.305	22	59	11	18	4	0	1	5	2	10	11	4	0
Hicks	.175	27	40	4	7	2	0	1	5	0	7	9	0	4
Hinske	.388	25	49	13	19	2	0	2	12	3	6	8	0	1
Holt	.333	2	3	0	1	0	0	0	1	0	0	0	1	0
Infante	.373	25	59	7	22	6	0	0	6	1	6	5	1	0
Johnson, C	.091	9	11	2	1	1	0	0	0	0	3	4	0	0
Jones, Mi	.042	17	24	2	1	0	0	1	2	0	3	6	1	0
Jones, My.	1.000	1	2	0	2	0	0	0	0	0	0	0	0	0
Linares	.000	1	2	0	0	0	0	0	0	0	0	0	0	1
McCann	.500	17	42	12	21	6	0	4	16	0	9	4	0	1
McLouth	.118	19	51	8	6	1	0	1	4	0	7	16	3	1
Mercado	.000	4	3	0	0	0	0	0	0	0	2	0	0	0
Miles	---	1	0	1	0	0	0	0	0	0	0	0	0	0
Milligan	.200	4	5	0	1	0	0	0	0	0	0	0	0	0
Prado	.383	24	60	14	23	1	0	2	9	1	11	8	1	2
Rodriguez	---	2	0	0	0	0	0	0	0	1	0	0	0	0
Ross	.323	14	31	6	10	4	0	0	8	0	5	6	0	2
Sammons	.182	20	22	7	4	2	0	1	5	0	7	4	0	1
Sucre	.667	3	3	1	2	0	0	0	1	0	0	0	0	0
Sumoza	.000	1	1	0	0	0	0	0	0	0	0	0	0	0
Thurston	.333	27	48	6	16	0	0	2	11	0	1	6	0	1
Timmons	.000	5	4	0	0	0	0	0	0	2	0	2	0	0
Young	.294	25	34	3	10	1	0	0	6	0	2	5	0	0
ATLANTA	.289	30	1037	164	300	56	2	20	152	14	139	178	16	28
OPPONENTS	.272	30	1045	144	284	49	7	19	131	9	92	214	24	26

2010 Braves Final Spring Training Statistics

PITCHING

PITCHER	W	L	ERA	G	GS	CG	SHO	SV	IP	H	R	ER	BB	SO
Abreu	0	0	9.00	1	0	0	0	0	1.0	1	1	1	0	1
Acosta	0	2	5.14	6	0	0	0	0	7.0	6	5	4	5	10
Chavez	0	1	12.60	10	0	0	0	0	10.0	21	15	14	6	5
Cofield	0	0	0.00	3	0	0	0	0	4.0	2	0	0	1	3
Cordier	0	0	0.00	3	0	0	0	1	6.0	2	0	0	2	4
Dunn	0	0	1.42	6	0	0	0	1	6.1	4	1	1	7	4
Gearrin	0	0	3.60	6	0	0	0	0	5.0	4	2	2	1	3
Gomez	1	0	5.87	6	0	0	0	1	7.2	14	5	5	2	3
Hanson	1	1	2.45	5	5	0	0	0	18.1	17	7	5	5	19
Hyde	0	0	6.00	3	0	0	0	0	3.0	1	2	2	2	1
Jurrjens	2	1	3.21	3	3	0	0	0	14.0	12	5	5	3	9
Kawakami	0	1	2.92	6	6	0	0	0	24.2	28	8	4	2	13
Kimbrel	2	0	0.00	9	0	0	0	1	9.0	3	0	0	8	14
Lowe	3	0	4.50	6	6	0	0	0	22.0	25	12	11	2	18
Lyman	0	0	2.25	4	0	0	0	1	4.0	5	1	1	0	5
Marek	0	0	10.13	3	0	0	0	1	2.2	5	3	3	2	1
Minor	0	0	0.00	2	0	0	0	0	2.0	0	0	0	0	2
Moylan	0	0	0.00	8	0	0	0	0	8.0	7	0	0	2	9
Nunez	0	0	0.00	1	0	0	0	1	1.0	1	0	0	2	2
O'Flaherty	0	0	2.00	9	0	0	0	0	9.0	10	2	2	2	7
Ortegano	0	1	45.00	1	0	0	0	0	1.0	6	5	5	1	0
Parr	1	0	7.71	3	0	0	0	0	7.0	5	6	6	2	6
Proctor	0	1	10.29	7	1	0	0	0	7.0	7	8	8	5	6
Redmond	0	0	0.00	1	0	0	0	1	2.0	1	0	0	1	2
Resop	0	0	6.75	3	0	0	0	0	4.0	7	3	3	1	1
Reyes	1	0	6.23	9	0	0	0	0	13.0	14	12	9	6	8
Saito	2	0	5.00	9	0	0	0	0	9.0	11	5	5	3	8
Venters	1	0	5.40	10	0	0	0	0	10.0	12	6	6	5	7
Wagner	0	1	5.40	10	0	0	0	2	10.0	11	8	6	3	11
ATLANTA	17	12	4.08	30	30	0	2	10	267.0	284	144	121	92	214
OPPONENTS	12	17	5.02	30	30	0	2	7	263.2	300	164	147	139	178

Notes

THE ATLANTA BRAVES ARE PROUD TO HOST MAJOR LEAGUE BASEBALL'S CIVIL RIGHTS GAME AT TURNER FIELD.



MAY 15, 2011 • ATLANTA, GEORGIA



**CIVIL
RIGHTS
GAME**

The Civil Rights Game highlights a week filled with events celebrating baseball's role in the historical struggle for civil rights in America.

This year's festivities include a Symposium at the AU Center, Educational Outreach, Selig Business Conference, Red Carpet Tribute to Hank Aaron, Civil Rights Movement Roundtable Discussion, Youth Summit, a banquet to honor the 2011 MLB Beacon Award winners, and the Fifth Annual Civil Rights Game.

For more information, visit braves.com/civilrights or call 404-614-1550

©2011, Atlanta National League Baseball Club, Inc. All rights reserved.™The Braves script and tomahawk are trademarks of the Atlanta National League Baseball Club, Inc. All rights reserved.

