



# 2017 MEDIA GUIDE











# JOHN SCHUERHOLZ

## Class of 2017

On December 4, 2016, the National Baseball Hall of Fame announced the election of Braves Vice Chairman John Schuerholz, along with former Commissioner Alan H. "Bud" Selig.

For Schuerholz, the honor culminates more than 50 years of service in professional baseball, beginning in Baltimore in 1966, then in Kansas City, and – for the last 27 years – in Atlanta.

Over his career, Schuerholz has been associated with three World Champions (1966, 1985 and 1995), eight pennant winners and 20 division crowns. He became the first general manager of world championship teams in both the American and National leagues and in his 26 years as a GM with Kansas City and Atlanta, his teams totaled an amazing 2,348 wins. The Braves established an American professional sports record by winning 14 consecutive division titles from 1991 to 2005.

Schuerholz will be formally inducted into the Hall of Fame – along with Selig, Jeff Bagwell, Tim Lincecum and Ivan Rodríguez – in a ceremony in Cooperstown, New York, 22 on July 30, 2017.



*John with his wife, Karen, in Kansas City where he helped the Royals win a world championship in 1985*



*Together, John and Hall of Fame manager Bobby Cox won 14 division titles and a World Series in 1995*



*John's plaque will join other Braves greats in Cooperstown in July  
(credit: Milo Stewart Jr/Baseball Hall of Fame)*



# TABLE OF CONTENTS

SunTrust Park.....	4-9
Braves in the Community.....	10-11
Front Office Directory.....	12-14

## FRONT OFFICE

### FRONT OFFICE EXECUTIVES

Henry Aaron .....	20-21
Paul Adams.....	28
Jim Allen.....	28
Bill Bartholomay.....	17
Larry Bowman.....	29
Kim Childress.....	29
John Coppolella.....	23
Bobby Cox.....	24
John Hart.....	22
Greg Heller.....	27
Lara Juras.....	30
Terry McGuirk.....	16
Chip Moore.....	27
Eric Perestuk.....	30
Mike Plant.....	25
Derek Schiller.....	26
John Schuerholz.....	18-19
Adam Zimmerman.....	30

### BASEBALL OPERATIONS

Baseball Operations Directory...	32
Baseball Operations Staff.....	33-44

## MANAGER & STAFF

Brian Snitker .....	46-47
Alan Butts.....	59
Jose Castro.....	58
Chuck Hernandez.....	48
Terry Pendleton.....	49-50
Eddie Perez.....	51-52
Marty Reed.....	53
Kevin Seitzer.....	54-55
Ron Washington.....	56-57
Jose Ypez.....	59
Medical Staff.....	60-62
Clubhouse Staff.....	63-65
Grounds Crew.....	66

## 2017 PLAYER BIOS

2017 40-Man Roster.....	68
Non-Roster Invitees.....	69
Player Bios .....	70-254

## 2016 SEASON REVIEW

Final Standings.....	256
Day-by-day.....	257-259
Transactions.....	260-263
Final Statistics.....	264-265

## PLAYER DEVELOPMENT & SCOUTING

### AFFILIATE DIRECTORY

Danville.....	282-283
Dominican Summer .....	285
Gulf Coast.....	284-285
Gwinnett.....	274-275
Florida.....	278-279
Mississippi.....	276-277
Rome.....	280-281
Braves Award Winners.....	371

### DRAFT SELECTIONS

No. 1 Draft Picks .....	376
-------------------------	-----

### MINOR LEAGUE

Batting Leaders.....	373
Personnel.....	268-273
Pitching Leaders.....	372
Register.....	290-370
Roster.....	289
Schedules.....	286-288
2016 Standings.....	370
Scouting Staff.....	374-375
Staff Directory.....	268

## BRAVES HISTORY

All-Star Selectees .....	427
Atlanta-Fulton County Stad.....	476

### ATTENDANCE

Detailed Attendance Highs....	475
Records .....	474
Award Winners.....	424-426
Batting Feats.....	436
Batting - Yearly Team Totals ...	437

### BATTING RECORDS

Atlanta Career Top 10 .....	438
Atlanta Season Top 10 .....	440
Franchise Career Top 10 .....	439
Franchise Season Top 10.....	441
Clinch Dates .....	381

### CLUB RECORDS

Atlanta (Since 1966).....	450-455
Franchise Records.....	456-463

### DIVISION SERIES

Recaps .....	395-403
Doubleheader History .....	467

### FIELDING

Individual Leaders .....	449
Yearly Team Totals.....	448

### HALL OF FAME

Braves HOF Inductees.....	406
Braves in Cooperstown .....	406

### HOME RUNS

From Both Sides of Plate.....	446
Inside-Park.....	446
Misc. Leaders.....	447
Last Time It Happened.....	485

### LEAGUE CHAMPIONSHIP SERIES

Recaps .....	389-395
--------------	---------

### OPENING DAY

Lineups .....	482-483
Records .....	484
Results.....	480-481
Pennant Winners.....	381
Pitching Feats.....	428-429
Pitching Year-by-Year.....	434-435

## 2017 ATLANTA BRAVES MEDIA GUIDE

The 2017 Atlanta Braves Media Guide was produced by the Braves Media Relations Department, under the direction of Brad Hainje. Primary contributors were Jared Burleyson, Franco Garcia, Jonathan Kerber and Adrienne Midgley, with editorial assistance by Tom Schott. Cover design by Braves Creative Director Insung Kim.

This edition was printed by Ben Franklin Press, Tempe, Ariz. Interior photos by: Pouya Dianat, Patrick Duffy, Isaac Green, Tony Firriolo, Milo Stewart Jr (National Baseball Hall of Fame), Kyle Christy, Tom DiPace, Chris Hamilton, Edward M. Pio Roda, Tom Priddy, Mississippi Braves, Rome Braves, and Paul O'Mara, Joe Sebo, Bill Settiff, Allison Shirreffs, J. Stoll, Miles Kennedy, Turner Image Management, Getty Images, ESPN Wide World of Sports, and Topps.

Statistical information used in the guide courtesy of the Elias Sports Bureau, MLB Information System, Stats, Inc., STATS LLC, and David Vincent (SABR).

Copyright 2017 Atlanta National League Baseball Club, Inc. All rights reserved. Reproduction of the Braves Media Guide in whole or part without the permission of the Atlanta Braves Baseball Club, Inc. is strictly prohibited. All information is as of March 7, 2017.

[braves.com](http://braves.com) [bravesbeisbol.com](http://bravesbeisbol.com) [@braves](https://twitter.com/braves) [Instagram: @braves](https://www.instagram.com/braves) [Facebook.com/braves](https://www.facebook.com/braves)



**PITCHING RECORDS**

Atlanta Career Top 10 .....	430
Atlanta Season Top 10 .....	432
Franchise Career Top 10 .....	431
Franchise Season Top 10 .....	433
Regulars by Position .....	442-445
Retired Numbers .....	407
Hank Aaron .....	408-409
Bobby Cox .....	410-411
Tom Glavine .....	412-413
Chipper Jones .....	414-415
Greg Maddux .....	416-417
Eddie Mathews .....	418
Dale Murphy .....	419
Phil Niekro .....	420
John Smoltz .....	421-422
Warren Spahn .....	423

**ROSTERS**

Atlanta All-Time .....	487-491
Atlanta Coaches .....	491
Bos./Mil. All-Time .....	492-496
Series Sweeps .....	466
Trades - Recent by Club .....	486

**TURNER FIELD**

Bat/Pitch Leaders .....	478-479
Information/Firsts .....	477
Postponed Games .....	479

**WON-LOSS RECORDS**

Best by Game .....	468
Worst by Game .....	469
Monthly .....	470-472
vs. AL Opponents .....	465
vs. NL Opponents .....	464
Yearly Finishes .....	378-380

**WILD CARD GAME**

Recap .....	404
-------------	-----

**WORLD SERIES**

Home Runs .....	388
Recaps .....	382-387

**OPPONENTS**

A.L. Opponents .....	505-512
N.L. Opponents .....	498-504

**MISC. INFORMATION****BROADCASTERS**

Chip Caray .....	519
Tom Glavine .....	518
Jim Powell .....	517
Joe Simpson .....	519
Don Sutton .....	518
MLB 2017 Important Dates .....	528
Media Information .....	522
Media Relations Staff .....	514-515
Public Relations Staff .....	516
Radio Affiliates .....	520
Regulation Game .....	522
Rules of Interest .....	521

**SPRING TRAINING**

2017 Schedule .....	524
2016 Batting Stats .....	526
2016 Pitching Stats .....	527
Information .....	523
Stadium Map .....	IBC

**BRAVES BOXES OF INTEREST INDEX****ATLANTA BRAVES**

Atlanta Braves Ownership .....	16
Braves General Managers .....	19
Braves Presidents .....	22
Braves Team Doctors .....	62
Pronunciation Guide .....	69
Bartolo Colon & Turner Field .....	92
Brave of the Year Award Winners .....	169
BBWAA Atlanta Chapter .....	516

**HISTORICAL**

Hank Aaron Award Winners .....	21
Winningest Managers .....	381
LCS Home Run Leaders .....	392
Top Winning Percentage by a Pitcher .....	428
Best Pitching Starts .....	429
Single-Game Batting Feats .....	436
Assisting as Needed .....	449
Longest Braves Game by Inning .....	450
Franchise Single-Season Batting Leaders .....	457
Fulton County Home Runs .....	476
Longest Home Runs at Turner Field .....	478
Three-Home Run Games at Turner Field .....	479
Spring Training Results .....	525

**2016 NOTES**

Weather Delays & Postponements .....	73
Braves Who Debuted .....	76
Shutouts .....	134
Starting Pitchers Used .....	138
Detailed Hitting .....	141
Players Used .....	152
Pinch Hitters .....	162
Bullpen Bits .....	174
Monthly Batting/Pitching Totals .....	177
Braves at Fort Bragg .....	185
Braves by Day & Month .....	191
Walk-off Wins .....	200
Home Run Breakdown .....	212
Disabled & Inactive List .....	216
Major League Attendance .....	227
Braves Replay Reviews .....	231
Hitting Streaks of 10 or More Games .....	238
Starting Pitcher Stats .....	245

**FARM SYSTEM**

No. 1 Farm System .....	273
Minor League Team MVPs .....	371
Minor League Pitchers of the Month .....	372
Minor League Players of the Month .....	372
First-Year Player Draft .....	373
2017 Top 10 Prospects .....	512





## SUNTRUST PARK

755 Battery Avenue, SE  
Atlanta, GA 30339-3017  
404.522.7630

**OPENING NIGHT:** April 14, 2017

**OPENING OPPONENT:** San Diego Padres

**GAME TIME:** 7:35 p.m.

**TIMELINE TO BUILD:** 30 months (Sept., 2014 to Feb., 2017)

**CAPACITY:** 41,149

**SIZE:** 1,114,400 square feet

**SURFACE:** Seashore Paspalum, Platinum TE grass

**LIGHTS:** LED Sports lights

**BRAVES DUGOUT:** First Base

**VISITOR DUGOUT:** Third Base

**BRAVES BULLPEN:** Right-Centerfield

**BRAVES BULLPEN:** Left Field Corner

### FIELD DIMENSIONS

Left Field Corner: 335'

Left Field Power Alley: 385'

Centerfield: 400'

Right Field Power Alley: 375'

Right Field Corner: 325'

### WALL HEIGHT

Left Field Corner: 6'-0"

Left Field: 8'-8"

Centerfield: 8'-8"

Right Field: 16'-0"

Right Field Corner: 16'-0"



*"This new ballpark will be a world-class venue that will give Braves Country the ultimate fan experience, both inside the park and out," said Terry McGuirk, Chairman and CEO of the Braves. "We look forward to continuing to build great memories for our fans at this wonderful new location."*

The new home of the Braves will bring together a classic ballpark feel, modern amenities, and southern hospitality, creating a fan experience unlike any other. An intimate setting of 41,149 seats will be designed to maximize sightlines. The ballpark will feature a three "deck" design with the middle and upper decks cantilevered over each lower deck to ensure all seats are closer to the action. An extensive canopy -- approximately three times larger than most ballparks -- along with several indoor spaces and clubs will ensure the most comfortable environment during any type of weather. Wider concourses, most with direct views to the field, will allow easy access around the ballpark to specialty food and beverage areas.

The venue's architecture will pay tribute to the natural environment while integrating into the existing topography of the site, which features a gently sloping terrain, allowing the home plate side of the park to nestle into the hillside.

The project will be the first of its kind -- a lifestyle destination that will seamlessly integrate a state-of-the-art baseball ballpark with an engaging multi-use community. This will create a vibrant atmosphere with unique shops, restaurants and entertainment venues that is accessible 365 days a year.



# SUNTRUST PARK TIMELINE OF EVENTS

**November 11, 2013:** The Atlanta Braves announce they will build new ballpark and mixed-use development in Cobb County.

**May 27, 2014:** The Cobb County commissioners approve American Builders 2017 to build Braves new ballpark.

**August 7, 2014:** The Atlanta Braves create a fan advisory board for new ballpark.

**September 16, 2014:** The Atlanta Braves break ground and announce their new home will be named "SunTrust Park."

**March 17, 2015:** The Atlanta Braves team up with Comcast to power nation's most technologically advanced ballpark and mixed-use development.

**April 28, 2015:** The Atlanta Braves partner with Omni Hotels & Resorts to build hotel adjacent to SunTrust Park.

**May 27, 2015:** The Atlanta Braves begin selling season tickets to SunTrust Park.

**May 29, 2015:** The Atlanta Braves select Delaware North as food and beverage partner for SunTrust Park.

**July 16, 2015:** The Atlanta Braves are teaming up with Live Nation to bring back Coca-Cola Roxy Theatre.

**August 27, 2015:** Eutis Morris, who laid bricks at Atlanta Fulton County Stadium and Olympic Stadium, lays the first brick at SunTrust Park.

**October 14, 2015:** The Atlanta Braves announce development will be named "The Battery Atlanta."

**March 7, 2016:** Chick-fil-A Cow begins journey from Turner Field to Braves' new home at SunTrust Park.

**April 29, 2016:** The Atlanta Braves release seating chart for new home at SunTrust Park.

**August 3, 2016:** The Atlanta Braves announce later start time for home games and a new website as Part I of SunTrust Park transportation update.

**September 8, 2016:** The Atlanta Braves announce they will host Yankees in exhibition game to open play at SunTrust Park on March 31, 2017.



**January 5, 2017:** SunTrust Park and Live Nation announce Billy Joel will perform the first concert at SunTrust Park.

**January 12, 2017:** The Atlanta Braves will honor Hank Aaron throughout SunTrust Park with statue, terrace and more.

**February 9, 2017:** The Atlanta Braves announce dedications to Bill Lucas at SunTrust Park.

**March 4, 2017:** Grass is installed at SunTrust Park.

**April 14, 2017:** Opening night at SunTrust Park vs. the San Diego Padres




# SUNTRUST PARK FEATURES

## THE BATTERY ATLANTA

The new home of the Atlanta Braves will be the first of its kind, a destination that will simultaneously build and integrate a state-of-the-art Major League Baseball ballpark with a multi-use development and community. On October 14, 2015, that development was named The Battery Atlanta.

Ready to welcome fans and visitors on Opening Day, April 14, 2017, The Battery Atlanta, will be the preeminent sports and entertainment venue in the country. The Battery will redefine the traditional model of a "live, work, play" development into a "play, work, stay" destination, with SunTrust Park as its crown jewel. The entirety of the project will create a lively shopping and entertainment district accessible 365 days a year.




## PREMIUM & SUITES SEATING & GROUP SPACES

SunTrust Park features six premium seating areas, as well as 11 group spaces. The SunTrust Club, a premium level option at SunTrust Park, features 160 seats that are closer to home plate than the pitcher's mound, making it the most exclusive seating environment in SunTrust Park.

## SPECIAL FAN EXPERIENCES & AREAS

### HOPE & WILL'S SANDLOT

"Hope and Will's Sandlot," is a large, kid-friendly area hosted by Children's Healthcare of Atlanta that will have the first-ever zip line and climbing tower inside a professional sporting venue. Visitors will be able to use the new Braves app to reserve a timeslot to access both of these attractions. There also will be a batting cage and a variety of other interactive games in addition to kid-friendly food and merchandise.



## COORS LIGHT CHOP HOUSE

A three-story restaurant that spans 10,000 square feet, the Coors Light Chop House sits in right field, offering stellar views of the action on the field for patrons. The Coors Light Chop House also features two decks if fans want to move festivities outside, while it also boasts areas that can be turned into group spaces for individual games.



## TERRAPIN TAPROOM FEATURING FOX BROS. BAR-B-Q

The Terrapin Taproom features a rotating tap list with many of the signature beers that have elevated and defined the Athens-based brewer. The acclaimed Fox Bros. BBQ brings its award-winning BBQ along as the perfect pairing for a cold beer and great day at the ballpark. Adjacent to the Terrapin Taproom is the ATL Brew Lab, a microbrewery where Terrapin will experiment with various types of brewing and craft special brews only available at SunTrust Park.

## MONUMENT GARDEN

Monument Garden is located on the Lower Level concourse behind Home Plate and accessible to all ticket holders. In addition to the new statue of Hank Aaron at the heart of Monument Garden, a baseball bat sculpture that recognizes Aaron's 755 career home runs will live adjacent to his statue.

## PLAZA

The Plaza is located outside of the Chop House Gate, and will be the main entry point for guests coming from The Battery Atlanta. The Plaza features two stages which will be used for pregame and postgame entertainment, as well as a water feature, a baseball-shaped LED sphere hanging above the Plaza that can display a variety of content, and the FOX Sports South set that will be used for their pregame and postgame shows.

## MIZUNO GLOVE EXPERIENCE

A first-of-its-kind, the Mizuno Glove Experience will be located inside SunTrust Park and allow fans to check out Mizuno baseball gloves to catch foul balls and home runs during the game. Fans will be able to return the gloves at no cost or purchase them at the end of the game.



# MEMORABILIA AND ARTWORK

As the longest-continuously operating franchise in Major League Baseball and in professional sports, the Atlanta Braves have a rich history that is proudly on display in and around SunTrust Park for our fans to enjoy.

**Hank Aaron Statue:** Commissioned by world-renowned and Atlanta-based artist Ross Rossin, the statue will show the moment of impact between the bat and ball on Aaron's record-breaking 715th home run.

**755 Sculpture:** A sculpture made up of 755 baseball bats in the shape of the number 755 will live across from the Hank Aaron statue in Monument Garden.

**Braves Hall of Fame:** Established in 1999 to honor players, managers, coaches and other individuals who have made an exceptional contribution to the organization. The 31 Braves Hall of Famers will be immortalized in Monument Garden with plaques.

**Braves in Cooperstown:** A bat or glove will represent each of the 55 Braves who have been inducted into the National Baseball Hall of Fame.

**Retired Numbers:** The Braves have retired 11 jersey numbers and those numbers are incorporated into a water feature. An interactive exhibit will also allow fans to learn more about each of the Braves legends whose numbers have been retired.

**History of Braves Jerseys:** The Braves have worn more than 25 different styles of jerseys since the franchise was born in 1871, and this new area will chronicle the evolution of the team's iconic look.

**Braves Honors and Awards:** This section features reproductions of Greg Maddux's 1995 Cy Young Award, Hank Aaron's 1957 MVP Award, Dale Murphy's 1982 Silver Slugger Award, Andruw Jones' 2005 Gold Glove Award and David Justice's 1990 Rookie of the Year Award, along with a list of all the winners of these awards in franchise history.

**Braves Timeline:** Fans will be able to visually experience Braves history with images from each decade.

**Origin of Braves Names:** A look at the many different names the Braves have been called since the organization's inception in Boston, beginning with the Red Stockings.

**Memorable Braves Moments:** Artifacts from thrilling and historic moments in franchise history, along with their respective audio calls, including Sid Bream's slide home in Game 7 of the 1992 NLCS and Marquis Grissom's final out in the 1995 World Series. Artifacts on display: Sid Bream's Knee Brace, Bob Homer's four home run game bat and ball, Hank Aaron 1974 Jersey, 1995 World Series champagne bottle signed by Tom Glavine, 1957 World Series ring, 1948 World Series bronzed glove and ball.

**Hank Aaron's Swing Silhouette:** Each end seat filigree on every row will feature Hank Aaron's famous swing silhouette.



**1995 World Series Trophy:** The 1995 World Series trophy will be on display in the Champions Suites, and visible through glass from Monument Garden. The Champions Suites will be home to five replica rings, including four NLCS rings, and the World Series ring from 1995. There will also be five miniature NLCS trophies from the Braves' NLCS victories in 1991, 1992, 1995, 1996 and 1999.

**Uniform Jerseys:** Braves jerseys from Boston, Milwaukee and Atlanta will be framed and on display in elevator banks throughout SunTrust Park.

**National Baseball Hall of Fame:** With the addition of John Schuerholz in 2017, the Braves will have 55 members in the National Baseball Hall of Fame. An acrylic plaque for each of these members can be found at Guest Services located at Aisle 111.

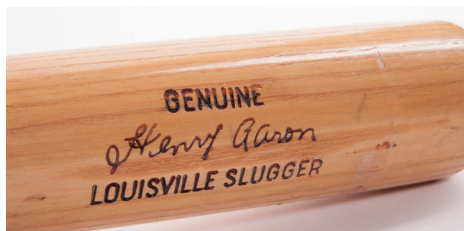
**Gold Glove, Silver Slugger & MVP Awards:** The Delta SKY360 Club will feature reproductions of Gold Glove, Silver Slugger, and MVP Awards in recognition of all Braves players who have won these awards.

**Historical Photos:** The SunTrust Club will be decorated with a variety of historical Braves photos from over the years, as well as a display of bats that belonged to Braves greats and a collection of baseballs signed by Braves Hall of Fame members.

**Braves Tributes:** There will be a series of displays located in the INFINITI Club that pay tribute to Braves managers, Braves Cy Young Award winners, Braves Rookie of the Year Award winners.

**Hank Aaron's 715th Bat & Ball:** The Hank Aaron Terrace will be home to the bat and ball from Hank Aaron's record-breaking 715th home run. In addition, the terrace will feature a display of 715 bat knobs, each inscribed with the date, homer count and opponent recognizing all 715 of the king's home runs. The Hank Aaron Terrace will be decorated with images of Hank Aaron on the walls and pillars.


**Homes Of The Braves:** A display in the Konica Minolta Conference Center recognizing the "Homes of the Braves" will include photographs and information from each of the six ballparks the Braves have played in.



## ATLANTA BRAVES BALLPARKS



**Fulton County Stadium**  
1966-1996



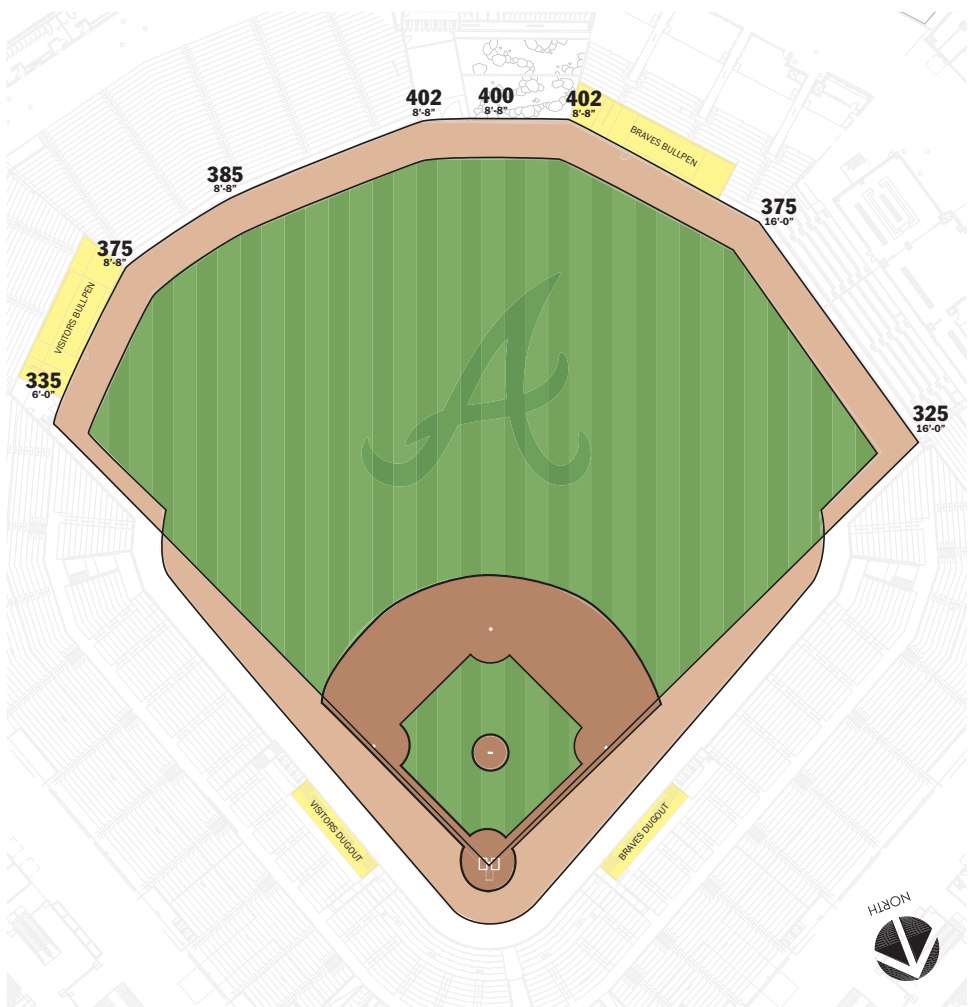
**Turner Field**  
1997-2007



**SunTrust Park**  
2017



# SUNTRUST PARK DIMENSIONS



# ATLANTA BRAVES IN THE COMMUNITY

The Atlanta Braves community outreach initiatives touches the lives of thousands of youth in metro Atlanta and the Southeast region through the pillars of education, recreation and health. The Braves connection and commitment to our neighbors reaches far beyond the walls of SunTrust Park, it extends to the hearts and homes of the many people who support our team. We are committed to working rigorously to improve the quality of life and to share our love of baseball with our community.

\*\*\*\*\*

## HANK AARON HERITAGE WEEKEND

Join the Braves and Delta Air Lines for Hank Aaron Heritage Weekend, August 18th-19th, in celebration of the city's rich diversity and baseball's role in affecting social change. The Braves and the National Center for Civil and Human Rights will host a panel discussion on the role of athletes in challenging discrimination and societal barriers. Additionally, outstanding individuals who have made a lifelong commitment to overcoming industry obstacles and inspiring future generations will receive the Hank Aaron Champion for Justice Award. The weekend also includes a community service project in honor of Hank Aaron, Braves Day at the National Center for Civil and Human Rights, a Negro League celebration and a post-game concert.



## CHILDHOOD CANCER AWARENESS DAY

On Sunday, September 10th, the Braves will "Go Gold" for Childhood Cancer Awareness. This event honors children and families who have courageously battled pediatric cancer. Survivors are invited to participate in a pregame reception and a portion of the ticket sales benefit Camp Sunshine, Rally Foundation for Childhood Cancer Research, CURE and Curing Kids Cancer.



## BRAVES CARE

Each year, Braves staff and executives spend countless hours in the community assisting non-profit organizations in a variety of ways through Braves Care. Activities include serving food at local shelters, renovating parks, reading to students, hosting drives to benefit military organizations, sorting toys during the holidays, and visiting senior citizens.



## YOUTH BASEBALL

The Braves are committed to sharing with the community one of the skills we know best – baseball. Our dedication, enthusiasm, and respect for the game are visible on and off the field. Through our community outreach initiatives including the Jackie Robinson Play Day, the Jr. Braves/RBI League presented by Delta Air Lines and the Braves Youth Baseball Classic presented by Mizuno, we strive to foster the spirit of baseball among youth.





# ATLANTA BRAVES FOUNDATION

The Atlanta Braves Foundation is the non-profit charitable arm of the Atlanta Braves and has provided support to thousands of metro Atlanta based organizations. Since its inception in 1994, the Braves Foundation has contributed more than \$6.5 million in financial and in-kind assistance to the community. Through the generous support of the Braves players, employees, corporate partners and fans, the Atlanta Braves Foundation continuously strives to make a positive impact in our community.

## COMMUNITY HEROES WEEK

Community Heroes week presented by the Atlanta Braves Foundation and Fox Sports South is a week-long initiative that shines a light on people who have overcome adversity or raised awareness of various issues affecting our community. This week seeks to remind Braves Country that everyone has the power, opportunity and tools to make a difference in their community and beyond.



Last season, Hal Simpson, Andee Poulos, Zack Leitz, and Gino Vizzi were honored as the 2016 Community Heroes and received a surprise visit from Atlanta Braves players, coaches, mascot, tomahawk team, and broadcasters. Each honoree was recognized for raising awareness for a specific cause, Hal created the Georgia Blind Sports Association which provides visually impaired athletes the opportunity to play adapted sports. Andee raised money for families whose children suffered from brain and spinal injuries through her organization Andee's Army. Zack founded The Backpack Project and created backpacks filled with food, clothes, and toiletries for the homeless population. Gino established the P4 Foundation and provided financial and educational resources for pediatric cancer patients. The honorees were treated to a VIP experience at the ballpark including batting practice and the chance to meet the rest of the Braves team. Additionally, each honorees' story was shared with Braves fans during the game and on the Fox Sports South broadcast.

During the week of June 19th – 23rd, five honorees will be surprised with a day of their dreams, including visits from Braves players, coaches, and broadcasters, and honored at a Braves game at SunTrust Park.

## GRANT PROGRAM

The Atlanta Braves Foundation awarded grants totaling \$360,000 to 37 metro Atlanta non-profit organizations during the 2016 baseball season. The foundation funds youth-serving organizations that focus on the areas of health, education, and recreation. The 2017 grant applications are available online at [braves.com/grants](http://braves.com/grants) through Monday, July 31st.



## YOUTH BASEBALL FIELD REFURBISHMENT

In honor of Chipper Jones' retirement from baseball, the Foundation pledged to refurbish ten baseball fields throughout metro Atlanta. To date West Manor Park in Atlanta, Fullers Park in Marietta, Powder Springs Park, in Powder Springs and Dacula Park, in Dacula have been renovated. These projects include renovating the infield and outfield, sanding and painting the bleachers, moving foul poles, installing top notch pitchers mounds as well as new backstop netting and sprucing up the dugouts. Official ribbon cutting ceremonies were held in celebration of the new and improved fields and signage acknowledging Chipper Jones and the refurbishment were permanently installed at each location.



# EXECUTIVES & OFFICERS

Terence F. McGuirk .....	Chairman & CEO
William C. Bartholomay .....	Chairman Emeritus
John Schuerholz .....	Vice Chairman
Henry L. Aaron .....	Senior Vice President
John Hart .....	President, Baseball Operations
Mike Plant .....	President, Development
Derek Schiller .....	President, Business
Chip Moore .....	Executive Vice President/Chief Financial Officer
Greg Heller .....	Executive Vice President/Chief Legal Officer

## FRONT OFFICE DIRECTORY

### BASEBALL OPERATIONS

John Hart .....	President of Baseball Operations
John Coppolella .....	General Manager
Billy Ryan .....	Director of Baseball Operations
Dave Trembley .....	Director of Player Development/Field Coord.
Brian Bridges .....	Director of Scouting
Marc Russo .....	Director of International Operations
Mike Silvestri .....	Director of Latin American Scouting
Rolando Petit .....	Director of Cuban and Venezuelan Scouting
Ryan Maid .....	Director of Performance Psychology
Jonathan Schuerholz .....	Assistant Director of Player Development
Matt Grabowski .....	Assistant Director of Scouting and Analytics
Kiley McDaniel .....	Assistant Director of Baseball Operations
Alex Cotto .....	Director of International Administration
Dixie Keller .....	Manager, Scouting Operations
AJ Scola .....	Manager, Minor League Operations
Ron Knight .....	Manager, Minor League Administration
Rob Smith .....	Manager, Baseball Video Operations
Noah Woodward .....	Major League Operations Analyst
Charles Thomas .....	Replay Coordinator
Danielle Monday .....	Baseball Operations Assistant
Garrett Wilson .....	Analyst, Baseball Operations
Chris Lionetti .....	Assistant, Scouting
Gordon Blakeley .....	Special Assistant to the General Manager
Roy Clark .....	Special Assistant to the General Manager
Bobby Cox .....	Special Assistant to the General Manager
Tom Giordano .....	Special Assistant to the General Manager
Chad MacDonald .....	Special Assistant to the General Manager
Bo Porter .....	Special Assistant to the General Manager
Rick Williams .....	Special Assistant to the General Manager
Fred McGriff .....	Special Advisor to Baseball Operations
Greg Walker .....	Special Advisor to Baseball Operations
Andrew Jones .....	Special Assistant to Baseball Operations
Chipper Jones .....	Special Assistant to Baseball Operations
Lee Elia .....	Special Advisor to Player Development
Elizabeth Teran .....	Executive Assistant
Dylan Quantz .....	Trainee

### CLUBHOUSE

Bill Acree .....	Senior Advisor Team Travel and Clubhouse Services
Josh Hall .....	Manager, Team Travel
Ben Acree .....	Equipment & Clubhouse Services Manager
Chris Hunter .....	Assistant Equipment & Clubhouse Services Manager
John Holland .....	Visiting Clubhouse Manager
Fred Stone .....	Assistant Braves & Visiting Clubhouse Manager

### GROUNDS CREW

Ed Mangan .....	Field Director
Andrew Worrell .....	Field Manager
Joe DiPlacido .....	Assistant Grounds Crew

### MEDIA RELATIONS

Brad Hainje .....	Senior Director, Media Relations
Adrienne Midgley .....	Senior Manager, Media Relations
Jonathan Kerber .....	Senior Coordinator, Media Relations
Jared Burleyson .....	Coordinator, Media Relations
Franco Garcia .....	Spanish Interpreter, Media Relations

### MEDICAL STAFF

Dr. Joe Chandler .....	Director Medical Services Emeritus
Dr. Gary Lourie .....	Head Team Physician
Andrew Hauser .....	Director Player Health & Performance
Jeff Porter .....	Head Athletic Trainer
Jim Lovell .....	Assistant Athletic Trainer
Bradford Scott .....	Head Sports Performance Coach
Jordan Wolf .....	Performance Therapist

### BUSINESS OPERATIONS

#### ACCOUNTING

Kimberly Childress .....	Vice President of Accounting and Controller
Shannon Gabriel .....	Director Financial Reporting and Accounting
Robby Blake .....	Senior Accounting Manager
Melissa Standridge .....	Accounts Payable Manager
Lori Tubbs .....	Senior Accountant
Kelly Young .....	Senior Accountant
Matt Eaves .....	Staff Accountant II
Terrence Willoughby .....	Staff Accountant II
Shannon Rosario .....	Staff Accountant I
Danielle Stewart .....	Accounts Payable Specialist
Miranda Jones .....	Accounting Assistant I
Tashi Sibble .....	Administrative Assistant

#### ADMINISTRATIVE SERVICES

Linda Miller .....	Administrative Services Manager
Aaron Halloway .....	Shipping and Receiving Manager
Donnie Ellenberg .....	Mail Center Clerk
Susan Bailey .....	Executive Assistant
Christina Huff .....	Executive Assistant
Natalie McWright .....	Executive Assistant
Mindy Petzer .....	Executive Assistant
Chris Rice .....	Executive Assistant
Leah Teach .....	Administrative Assistant



## GUEST SERVICES

Erin Sheehan.....	Director Guest Services
Jan McCay.....	Manager Guest Services
Chandler Faccento .....	Manager Guest Services
Arturo Torres.....	Coordinator Guest Services
Mary Elizabeth Woodward .....	Coordinator Guest Services
Marge White .....	Receptionist
Lamar Lewis, Anna Matthews .....	Trainees

## HUMAN RESOURCES

Lara Juras.....	Vice President of Human Resources
Kelvin Scott.....	Senior Manager Human Resources
Meghan Pogue.....	Senior Coordinator Human Resources
Ashley Guy.....	Coordinator Human Resources
Jordan Watters .....	Trainee

## INFORMATION TECHNOLOGY

Greg Gatti.....	Senior Director Information Technology
Scott Kelly.....	Director IT Infrastructure
Chip Graham.....	Senior Manager Audio Video Technical
John Baxley.....	Senior Systems Engineer
Brian Howell.....	Senior Network Engineer
Ivan Ulloa.....	Project Manager
Mark Phipps.....	Display Systems Engineer
Charles Ngalle.....	Network Engineer
Beth Vinson.....	Systems Engineer
Kim Vinson.....	Application Support Engineer
Chris Newell.....	ITPV Engineer
Josh Blunier.....	Senior Systems Analyst
Michael Lothamer.....	Senior Systems Analyst

## LEGAL

Jason Domir.....	Associate General Counsel
Jonathan Smith .....	Associate General Counsel
Heather Metzger .....	Paralegal
Eve Porter.....	Executive Assistant

## RETAIL

Steve Goff.....	Director Retail Operations
Cody Heermans.....	Senior Manager Retail Operations
Lisa Williams.....	Senior Retail Manager
Anton Huber.....	Store Manager SunTrust Park
Stephen Jeffers.....	Store Manager Braves CNN Center
Allen Sandberg.....	Assistant Store Manager SunTrust Park
Luis Felix.....	Manager Distribution Center
Alyse Costa.....	Senior Retail Coordinator
Courtney Fletcher.....	Retail Coordinator
Zac Leshner.....	Retail Coordinator
Zach Wilson.....	Retail Coordinator
Benson Lo.....	Coordinator Distribution Center
Yesenia Lopez.....	Coordinator Personalization
Olivia Hudson-Logan.....	Sales Associate SunTrust Park
Edikson Zaro.....	Sales Associate SunTrust Park
Harry Dunn.....	Sales Associate Braves CNN Center
Pamela Jackson.....	Sales Associate Braves CNN Center
Tyran Ragland, Bryan LaFlash, Andrew Troutman .....	Trainees

## BALLPARK TOURS AND HALL OF FAME

Carolyn Serra.....	Director Ballpark Tours and Hall of Fame
Sam Wallace.....	Coordinator Ballpark Tours

## PROPERTIES

Eric Perestuk.....	Vice President of Facility Operations
Mitch Norton.....	Director Engineering
Chris Colquitt.....	Lead Engineering
Dawn Gepfer.....	Facility Manager
Eric Bitrick.....	Carpenter II
James Stovall.....	Locksmith Lead
Buster White.....	Lead Electrician
James Jackson.....	Electrical Technician I
Bradley West.....	Electrical Technician II
Christopher Johnson.....	HVAC Lead Engineer II
Steven Hill.....	HVAC II
Pablo Rodriguez.....	HVAC I
Kenneth Banks.....	General Maintenance Technician
Brian Bernard.....	General Maintenance Technician
Miguel Borjas-Fernandez.....	General Maintenance Technician
Joseph Burgess.....	General Maintenance Technician
Robert McCarthur.....	General Maintenance Technician
Ronnie Moody.....	General Maintenance Technician
Brett Parr.....	General Maintenance Technician
Erica Scott.....	Administrative Assistant

## SPECIAL EVENTS

Sabrina Jenkins.....	Director Special Events
Lolly Holland.....	Senior Coordinator Special Events
Aaliyah Solomon.....	Trainee

## STADIUM OPERATIONS AND SECURITY

Larry Bowman.....	Vice President of Stadium Operations and Security
Nate Kelsey.....	Manager Stadium Operations
Vernon Nix.....	Manager Security
Alex Smith.....	Assistant Manager Security
Barbara Middlebrooks.....	Administrative Assistant
Donnie Charleston.....	Senior Security Supervisor
Carolyn Strothers.....	Senior Security Supervisor
Brad Deloach.....	Security Supervisor
Sylvester Dunn.....	Security Supervisor
Maurice Gunter.....	Security Supervisor
Luis Jackman.....	Security Supervisor
Terrance Knowles.....	Security Supervisor

## SALES AND MARKETING

Jim Williams..... Senior Advisor  
Adam Zimmerman..... Vice President of Marketing

### COMMUNITY AFFAIRS

Ericka Newsome..... Director Community Affairs & Braves Foundation  
Janet Sevilla..... Manager Community Affairs  
Jarrod Simmons..... Senior Coordinator Community Affairs  
Kathryn Bennett..... Coordinator Community Affairs  
Austin Pasco, Samantha Timmons..... Trainees

### CORPORATE PARTNERSHIPS

Jim Allen..... Vice President of Corporate Partnerships  
Brad Jones..... Director Partnership Services  
Trey Workman..... Director Corporate Partnerships  
Mark Lehman..... Senior Manager Corporate Partnerships  
Chad Clarke..... Manager Corporate Partnerships  
Henry Cobb..... Manager Corporate Partnerships  
Derek Houston..... Manager Broadcast Corporate Sales  
Drew King..... Manager Corporate Partnerships  
Sara Arnold..... Manager Partnership Services  
Jennifer Calcagno..... Senior Coordinator Corporate Partnerships  
Kenny Tracy..... Senior Coordinator Partnership Services  
Laura Guest..... Coordinator Partnership Services  
Elliott Kaidi..... Coordinator Partnership Services  
Lindsey Racz..... Coordinator Partnership Services  
Paige Graham..... Administrative Assistant, Corporate Partnerships  
Katie Stephenson, Robert Stewart..... Trainees

### FAN EXPERIENCE

Scott Cunningham..... Senior Director Fan Experience  
Alan Hearn..... Senior Manager Promotions  
Matt Montemayor..... Senior Manager Production  
Geoffrey Schmidt..... Manager Promotions and Entertainment  
Cameron Carter..... Assistant Manager Production  
Rick Chestnutt..... Senior Editor  
Alex Middleton..... Producer/Editor  
Anthony Hairgrow..... Digital Display Designer  
Kasey Thurmond..... Coordinator Fan Experience  
Jessie Powell..... Coordinator Fan Experience  
Zach Bohls..... Mascot Coordinator  
Matthew McMahon, Wes Faulkinberry,  
Ronald Rodriguez..... Trainees

### MARKETING

Brad Meriwether..... Director Marketing  
Greg McMichael..... Director Alumni Relations  
Greg Mize..... Senior Director Digital Marketing  
Adrian Williams..... Director Diversity and Inclusion  
Insung Kim..... Creative Director  
Paige Hansard..... Manager Marketing  
Justin Watkins..... Business Analyst  
Justin Haffaf..... Analytics and Business Intelligence Specialist  
Eric Grijalva..... Production Artist  
Crystal Digby..... Senior Coordinator Marketing  
Jaime Kaufman..... Senior Coordinator Marketing  
Victoria Kline..... Senior Coordinator Digital Marketing  
Katie Hearn..... Coordinator Digital Marketing  
Shalese Miller..... Coordinator Digital Marketing  
Cole Alford, Ashley Allphin, Malcolm Harper,  
Mallory Hadaway, Jack Warren..... Trainees

## PUBLIC RELATIONS

Beth Marshall..... Senior Director Public Relations  
Kelly Barnes..... Manager Public Relations  
Lindsey Ford..... Trainee

### TICKET OPERATIONS

Anthony Esposito..... Senior Director Ticket Operations  
Bob Askin..... Senior Manager Ticket Operations  
Jessica Lee..... Manager Ticket and Financial Operations  
Cory Dalin..... Senior Coordinator Ticket Operations  
James Cooper..... Financial Coordinator Ticket Operations  
Anastasia McCowan..... Financial Coordinator Ticket Operations  
Gloria Wickham..... Financial Coordinator Ticket Operations  
Anita Bianconi..... Coordinator Ticket Operations  
Taylor Guy..... Coordinator Ticket Operations  
Ryan Edge..... Trainee

### TICKET SALES

Paul Adams..... Vice President of Ticket Sales  
Joel Vece..... Senior Director Ticket Sales  
Chad Graham..... Director Customer Relations Management  
Andrew Walters..... Director Premium and Membership Services  
Alexandra Murray..... Senior Manager, Group Sales  
Dennette Thornton..... Senior Manager, Group Sales  
Richard Thornton..... Senior Manager, Ticket Sales  
Dan Eanes..... Manager, Ticket Sales  
BJ Mitchell..... Manager, Premium Services  
John Farrell..... Manager, Season Suite Leases  
Stacey Nicely..... Manager, Group Sales and Events  
Sasha Murray..... Account Manager, Premium Membership  
Beth Hightower..... Account Manager, Premium Services  
Alex Ingle..... Account Manager, Premium Services  
Melissa Farmer..... Senior Account Executive, Membership Services  
Jennifer Holman..... Senior Account Executive, Membership Sales  
Nabil Yang..... Senior Account Executive, Membership Services  
Danson Smith..... Account Executive, Membership Services  
Justin Johnson..... Senior Account Executive, Group Sales  
Rick Collier..... Account Executive, Group Sales  
Seth Condra..... Account Executive, Group Sales  
Stacy Condra..... Account Executive, Group Sales  
Daniel Ingold..... Account Executive, Group Sales  
Celeste Mercer..... Account Executive, Group Sales  
Miller Wood..... Account Executive, Group Sales  
Melissa Carlson..... Account Executive, Membership Sales  
Nick Hefley..... Account Executive, Membership Sales  
Brett Marbut..... Account Executive, Membership Sales  
Tony Sandy..... Account Executive, Membership Sales  
Thomas Tuten..... Account Executive, Membership Sales  
Jason Webber..... Account Executive, Membership Sales  
Cole Coner, Gabrielle Gray, Cory Hawkins, Isabelle Lasa  
Brian Leary, Andrew Vinci..... Trainees  
Hannah Basinger..... Premium Experience Consultant



# 2017 BRAVES EXECUTIVES





# TERENCE F. McGUIRK

**Chairman and CEO**

Terence F. McGuirk is chairman and CEO of the Atlanta Braves. He maintains executive oversight of all aspects of the Braves franchise, including all team and player personnel operations, SunTrust Park and representation at Major League Baseball ownership meetings.

McGuirk spent 35 years at Turner Broadcasting System, Inc. (TBS), beginning in 1972 as an account executive with WTCG, which later became TBS Superstation. In 1973, he assumed the same role at TBS-owned WRET in Charlotte, N.C. McGuirk returned to Atlanta in 1975 as director of cable relations, where he was instrumental in the launch of TBS Superstation and played a key role in the launch of every Turner network through 2001.

In 1978, McGuirk was named director of special projects for TBS, Inc. and in 1979 was appointed vice president of TBS, Inc. From 1987 to 1991, he served as president of Turner Network Sales and CNN International Sales, Ltd., where he set up the company's international sales and distribution operations. He was elected to the TBS, Inc. board of directors in July 1987. Concurrently, McGuirk was president of Turner Sports where, during his tenure, he was instrumental in securing coverage of the Olympics for cable television for the first time and oversaw the resurgence of the winningest team in Major League Baseball, the Atlanta Braves.

As executive vice president, McGuirk served as the company's second in command from 1991 to 1996. When TBS, Inc. merged with Time Warner Inc. in 1996, he succeeded R.E. (Ted) Turner as chairman, president and CEO.

He served as chairman and chief executive officer of the company until March 2001. From that point through December 2003, McGuirk was vice chairman of Turner Broadcasting System Inc., along with being chief executive officer of the company-owned Atlanta sports teams, including the Major League Baseball Braves, the National Basketball Association Hawks and the National Hockey League Thrashers.

McGuirk has served on the board of many cable industry-related groups and the International Olympic Committee's Radio and Television Commission. He was the 1989 recipient of the NCTA Vanguard Award for Young Leadership and was inducted into the fellowship of Cable Television Pioneers at the 1996 NCTA Convention.

A native of Bayshore, N.Y., McGuirk is a graduate of Portsmouth Abbey School and holds a bachelor of arts degree in American history from Middlebury College. McGuirk is on the MLB Executive Council and is Chairman of the Board of Major League Baseball Advanced Media (MLBAM). He is the former chairman of the Major League Baseball Media Committee. He is a Trustee Emeritus of both Piedmont Healthcare and The Westminster Schools. McGuirk was the 2000 recipient of the Anti-Defamation League's Stewart Lewengrub Torch of Liberty Award. In 2006, he received the Governors Award from the southeastern chapter of the National Academy of Television Arts & Sciences and in 2010 he entered the Cable Television Hall of Fame.

Terry and his wife, Nancy, live in Atlanta and have four children.

## ATLANTA BRAVES OWNERSHIP

Liberty Media Corporation officially acquired the Atlanta Braves on May 16, 2007, when Baseball Commissioner Allan H. (Bud) Selig announced that Major League Baseball ownership had approved Turner Broadcasting and Time Warner's sale of the team.

Based in Englewood, Colorado, Liberty Media owns interests in a broad range of electronic retailing, media, communications, sports and entertainment businesses. Liberty's Chairman is John Malone. The following Liberty executives serve on the ANLBC Board: Rich Baer, Mark D. Carleton, Gregory B. Maffei, Albert E. Rosenthaler, Christopher W. Shean and Craig Troyer.





## BILL BARTHOLOMAY

**Chairman Emeritus**

Named Chairman Emeritus of the Atlanta Braves in November 2003, Bill Bartholomay was previously Chairman of the Board of

Directors of the team since its move to Atlanta in 1966. He has witnessed the Braves win 17 division championships (including a record-setting 14 in a row), five National League pennants and one World Series. The Braves won their first division title in 1969, repeated in 1982, won National League pennants in 1991 and 1992, another NL West crown in 1993, a World Championship in 1995, another pennant in 1996 and division titles in 1997 and 1998. The team won its fifth National League pennant in 1999 and division titles each year from 2000 to 2005 and in 2013.

Bartholomay has been involved with the team as a director or owner for more than 50 years. In 1962, he became Chairman of the Milwaukee Braves and led the group in moving the club to Atlanta in 1966. Prior to his association with the Braves, Bartholomay was a director and shareholder of the Chicago White Sox.

Major League Baseball has recognized Bartholomay's expertise in many areas. He has been a member of Major League Baseball's Ownership Committee, Equal Opportunity Committee and the Legislative Committee. He was also a trustee of the Major League Baseball Players' Benefit Plan and is the past chairman of Major League Baseball's Finance Committee. He is a former member of the Major League Baseball Executive Council.

In January 1994, the Braves 400 Club honored Bartholomay with its Ivan Allen, Jr. "Mr. Baseball" award, which is presented to "the person who has contributed significantly to the promotion of baseball in the Atlanta area." In 2002, Bartholomay was inducted into the Braves Hall of Fame.

Although best known for his sports leadership, Bartholomay wears many hats in the business world. He is vice chairman of Willis Group Holdings (NYSE) and is a director or trustee of many other civic and business organizations and educational institutions throughout the country. In March 2015, Bartholomay was recognized by the United States Senate in recognition of his pioneering leadership in baseball and his many civic and philanthropic contributions.

In the fall of 2009, the Braves began a collaboration with the Trey Duffy Scholarship Foundation. The program makes available four college scholarships, up to \$10,000 each, for Atlanta Braves employees and their families. The Trey Duffy Scholarship was established in memory of Bartholomay's grandson Raymond F. Duffy III, known as "Trey." Recipients of the scholarships exemplify some of the qualities embodied by Trey: a true passion for the Atlanta Braves, a strong commitment to make an impact in the community, solid academics and a love for the game of baseball.



Bill Bartholomay with President Jimmy Carter



# JOHN SCHUERHOLZ

## Vice Chairman

Named as the Braves' Vice Chairman on March 21, 2016, John Schuerholz is in his 52nd year in professional baseball and his 27th season

in Atlanta. Schuerholz oversees all operations for the Braves franchise, including SunTrust Park and the mixed-use development, The Battery Atlanta, which is slated to open in April 2017. He served as club president for eight and-a-half years before being named to his current post.

Schuerholz received the game's highest honor in December 2016, when he was elected to the National Baseball Hall of Fame. He will be formally inducted into the illustrious club in a ceremony at Cooperstown, N.Y., on July 30, 2017.

Following 26 years as a Major League general manager, from 1982 to 2007, Schuerholz stepped aside as GM after the 2007 season and was named president of the Braves on October 11, 2007. He spent 17 seasons as the Braves' executive vice president and general manager, from 1991 to 2007.

Schuerholz came to the Braves from the Kansas City Royals in October of 1990, and before his promotion to club president, he had the longest tenure with the same organization among all Major League general managers.

Under his leadership and guidance as a GM, the Braves achieved unprecedented success, compiling the best record in baseball (1,594-1,092; .593) over those 17 seasons from 1991 to 2007. The Braves established an American professional sports record by winning 14 consecutive division titles from 1991 to 2005 (the 1994 season was not played to completion).

The Braves have won five National League pennants, one World Series, several organization of the year awards and have surpassed the 3,000,000 mark in home attendance six times since 1991. By finishing 101-61 in 2003, the Braves reached the century mark in victories for the fifth time in seven seasons and for the sixth time since 1993.

Schuerholz has served as chairman of Major League Baseball's Pace of Game Committee and was chairman of the Instant Replay Expansion Committee, which oversaw the historic implementation of the use of expanded replay beginning in 2014. He has also served on the Playing Rules Committee.

During his career with Baltimore, Kansas City and Atlanta, Schuerholz has been associated with three World Champions (1966, 1985 and 1995), eight pennant winners and 20 division crowns.

In 2004, to honor his nearly 40 years of success at the major league level, Baseball America named him the recipient of the prestigious Lifetime Achievement Award. Atlanta's overall success in 2005 also helped the Braves earn Baseball America's prestigious Organization of the Year award.

Schuerholz was inducted into the Braves Hall of Fame in August 2016 and was inducted into the Georgia Sports Hall of Fame in February 2015. In January 2014 he was honored with the Outstanding Achievement in Baseball Award by the Professional Baseball Scouts Foundation. He was inducted into the Atlanta Sports Hall of Fame in 2008 and the Negro Leagues Baseball Museum recognized John as the National League Executive of the Year with its Andrew "Rube" Foster Award in 2001, 2002 and 2005. The Braves 400 Club bestowed its Ivan Allen, Jr. "Mr. Baseball" award, presented to "the person who has contributed significantly to the promotion of baseball in the Atlanta area" to Schuerholz in February 2000. Baseball America honored the Braves as the most outstanding Major League franchise of the past two decades with its 20th Anniversary Award of Excellence in December 2001. As a result of the Braves' 1991 worst-to-first performance, Schuerholz was named the Executive of the Year by UPI, the Boston Writers Association and the Maryland Tops in Sports group, Executive of the Year by the Georgia Securities Association and Georgian of the Year by Georgia Trend Magazine.

When the Braves won the 1995 World Series, Schuerholz achieved a unique distinction - he became the first executive to be general manager of world championship teams in both the American and National leagues. In his 26 years as a general manager with Kansas City and Atlanta, his teams totaled an amazing 2,348 wins.

During Schuerholz's time with Kansas City, the Royals won one World Championship (1985), two American League pennants (1980 and 1985) and six division crowns (1976, 1977, 1978, 1980, 1984 and 1985). The Sporting News, in a poll of baseball's general managers, selected Schuerholz as the Major League Executive of the Year in 1985, when Kansas City won the World Series.

As a general manager, Schuerholz proved to be a man of action ever since joining the Braves. An average of 10 new faces appeared on the club's Opening Day roster each year, reflecting offseason transactions and the maturing of farm system products.

Almost without exception during the season, Schuerholz annually acquired at least one player who contributed greatly to the Braves' successful run. John Smoltz was the only Braves player who was around for all 14 division titles from 1991 to 2005.

A native of Baltimore, Schuerholz left a job as a junior high school teacher to join the Orioles in 1966. He moved to Kansas City two years later, and as an administrative assistant, was involved in the expansion draft that created the first ever Royals roster. He was named Assistant Farm Director in 1970 and became Farm Director in 1975. He was promoted to director of player procurement and development in 1976 and vice president-player personnel in 1979. The Royals named Schuerholz executive vice president and general manager in October of 1981, when he was 41.

Born October 1, 1940, Schuerholz is a graduate of Towson (MD) University, where he played soccer and baseball. He was an all-conference choice in baseball and was named the school's Athlete of the Year in 1962.

He was inducted into Towson's Athletic Hall of Fame in 1973 and served on the school's Board of Visitors. Towson's baseball facility is named John Schuerholz Park.

Schuerholz authored his first book, "Built to Win: Inside Stories and Leadership Strategies from Baseball's Winningest GM," which was released in the spring of 2006.

He and his wife Karen have two children, Gina and Jonathan, and four grandchildren. Jonathan Schuerholz has been a player, instructor or executive in the Braves' system since 2002. The 2017 season marks Jonathan's third as the club's assistant director of player development, following four seasons as a field manager in the farm system.

## BRAVES GENERAL MANAGERS

John Schuerholz served as the eighth general manager in club history. Bill Lucas, who is listed below, never received the title of general manager, but performed all the duties of the position.

John Quinn.....	1945-58
John McHale.....	1958-66
Paul Richards.....	1966-72
Eddie Robinson.....	1972-76
John Alevizos.....	1976
Bill Lucas.....	1976-79
John Mullen.....	1979-85
Bobby Cox.....	1986-90
John Schuerholz.....	1990-2007
Frank Wren.....	2007-14
John Hart.....	2014-15
John Coppolella.....	2015-present





# HANK AARON

## Senior Vice President

Since his retirement from professional baseball 40 years ago, Henry Aaron has given back to society.

His Chasing the Dream Foundation was established in 1995 to help children between the ages of nine and 12 realize their dreams, as he realized his. The foundation provides grants to children to enable them to pursue advanced study in music, art, writing, dance and sports. The foundation has provided financial assistance to more than 755 Dream Chasers in six cities across the country, primarily through Boys and Girls Clubs. The generous support of Major League Baseball has enabled the foundation to transition into the Hank Aaron Chasing the Dream "44 Forever" program (honoring Aaron's jersey number), helping 44 youngsters annually. The program will continue the foundation's mission in perpetuity and will provide financial assistance to young people with limited opportunities so they may develop their special talents and pursue their dreams, exclusively at Boys and Girls Clubs across the country and military bases world-wide.

The Hank Aaron Chasing the Dream Four-for-Four Scholarship program, begun in 2010, has endowed four-year scholarships for the benefit of deserving students who have chosen to pursue their dreams by attending college. With particular emphasis on prior dream chasers who have now reached college age, these endowed scholarships of \$100,000 each were initially established at Morehouse College, Texas College, Fisk University and, through the Dream Chaser Fund with the Greater Milwaukee Foundation, the University of Wisconsin-Madison, in honor of alumnus and then Major League Baseball Commissioner Bud Selig.

Aaron received the first Jackie Robinson Lifetime Achievement Legacy Award from the Negro Leagues Baseball Museum, honoring his "career excellence in the face of adversity" in February 2003.

At his 65th birthday celebration in Atlanta on February 5, 1999, Aaron was honored for his lifetime achievements both as a player and as a humanitarian. President Bill Clinton, then Commissioner of Baseball, Bud Selig, and Sammy Sosa were among those in attendance as Major League Baseball recognized Aaron's talents with the introduction of the Hank Aaron Award. The award is presented annually to honor the best hitters in the National and American leagues and was unveiled at the 1999 World Series.

Following his playing career, Aaron joined the Braves' front office on October 7, 1976, for a 13-year tenure as Vice President and Director of Player Development. In that position, he oversaw the development of many players instrumental in the Braves' 1982 National League West Division championship, including Dale Murphy, who won back-to-back NL MVP awards in 1982-83.

Since December 1989, he has served as Senior Vice President for the Braves.

The greatest home run hitter of all time, Aaron was elected to Baseball's Hall of Fame in January of 1982. He missed by nine votes being the first unanimous choice ever in the voting by the Baseball Writers' Association of America. Aaron received 406 of a possible 415 votes for a percentage of .978. Aaron and Frank Robinson were inducted into the Hall of Fame at Cooperstown, N.Y., on August 1, 1982. In February of 2000, Aaron replaced the late Pee Wee Reese on the Hall of Fame Veterans Committee.

In his 23-year Major League career, Aaron rewrote baseball's record book. When he retired at the end of the 1976 season, he held more Major League batting records than any other player in the game's history. Some of his records are truly amazing, including Most Runs Batted In, Lifetime (2,297); Most Extra-Base Hits, Lifetime (1,477); and Most Total Bases, Lifetime (6,856). In 2007, Barry Bonds broke Aaron's record for Most Home Runs, Lifetime (755). Aaron also ranks second on the all-time list in at-bats (12,364), second in multi-hit games (1,125), third in games played (3,298) and hits (3,771), fourth in runs scored (2,174, tied with Babe Ruth), 10th in doubles (624), tied for 13th in singles (2,294) and tied for 16th in years of service (23).

His most famous home run came in Atlanta on April 8, 1974, when he hit his 715th, breaking Babe Ruth's seemingly untouchable record. He did it before a sellout crowd of 53,775 at Atlanta Stadium. The pitch came in the bottom of the fourth inning, the Los Angeles Dodgers leading 3-1, with a 1-0 count and Darrell Evans waiting on first. Al Downing threw a fastball at 9:07 p.m. that Hank sent over the left field fence. Reliever Tom House caught the ball in the Braves' bullpen and brought it to Aaron in the home plate celebration.

On May 17, 1970, Hank singled at Cincinnati to become the first player to compile both 3,000 career hits and more than 500 homers. He joined the 30-30 club (30 HRs and 30 SBs in the same season) in 1963.

Aaron played in the Major League All-Star Game 24 times, including the years 1959-61 when two games were played. He was honored as the National League's Most Valuable Player in 1957 and named Player of the Year by Sporting News in 1956 and 1963. He played 21 seasons with the Braves before being traded to Milwaukee for outfielder Dave May and minor leaguer Roger Alexander at the end of 1974. Aaron retired as a player two years later.

Aaron was first scouted by Dewey Griggs of the Milwaukee Braves during an Indianapolis Clowns tryout. The Braves eventually were able to strike a deal and beat out the Giants for Aaron's services. In 1952 he was assigned to the Eau Claire, Wisconsin, team of the Northern League. He was the unanimous choice for the Northern League's Rookie of the Year while only playing in 87 games (.336, 9 HR, 61 RBI, 116 hits and 89 runs). In 1953 he was promoted to the Jacksonville Tars, where he became the first African-American player in the South Atlantic League. Aaron won the batting title (.362) and led the league in RBI (125), runs (115), hits (208) and finished second in home runs (22) and earned the league's MVP award.

He began his Major League career in 1954 when a spring training injury forced Bobby Thompson out of the Braves' lineup. In his debut Aaron struck out twice, grounded out, hit into a double play and fouled out. Aaron hit his first home run off Vic Raschi on April 23, 1954.

Aaron became the second-youngest player to win a batting title (.328) in 1956 and the second-youngest to collect his 1,000th hit, off Sandy Koufax, in 1959. On June 12, 1967, Aaron recorded his 2,500th hit. He achieved his 3,000th hit on May 17, 1970. His 2,000th RBI came on July 3, 1972.

During his career, Aaron had a 20-year string of 20 or more home runs. After turning 35, he hit 245 home runs and from the ages 35 to 39 he hit at least 34 home runs each year. Over his 23-year Major League career, he averaged just 63 strikeouts per season, with his highest strikeout total being 97 in 1967. He hit .300 or better in 14 seasons, won the NL home run crown three times and tied for a fourth, led the league in RBI four times and won three Gold Gloves.

Aaron hit his 755 home runs off 310 different pitchers, including 13 Hall of Famers. He hit the most off of Hall of Famer Don Drysdale (17), the most in the month of July (152), the most against the Cincinnati Reds (97) and the most in the first inning (124). Aaron hit seven as a second baseman. He hit 400 solo home runs and had three pinch-hit homers. He had only one three-homer game, at San Francisco on June 21, 1959.

Aaron serves on the Board of Governors for Boys and Girls Clubs of America. He also serves on the Board of Directors for Medallion Financial Corporation.

Aaron and his wife, the former Billye Suber, live in Atlanta. They have five children, Gaile, Hank Jr., Lary, Dorinda and Ceci. Aaron was born in Mobile, Alabama, on February 5, 1934.

## HANK AARON AWARD WINNERS

National League	Year	American League
Sammy Sosa, Chicago	1999	Manny Ramirez, Cleveland
Todd Helton, Colorado	2000	Carlos Delgado, Toronto
Barry Bonds, San Francisco	2001	Alex Rodriguez, Texas
Barry Bonds, San Francisco	2002	Alex Rodriguez, Texas
Albert Pujols, St. Louis	2003	Alex Rodriguez, Texas
Barry Bonds, San Francisco	2004	Manny Ramirez, Boston
Andruw Jones, Atlanta	2005	David Ortiz, Boston
Ryan Howard, Philadelphia	2006	Derek Jeter, New York
Prince Fielder, Milwaukee	2007	Alex Rodriguez, New York
Aramis Ramirez, Chicago	2008	Kevin Youkilis, Boston
Albert Pujols, St. Louis	2009	Derek Jeter, New York
Joey Votto, Cincinnati	2010	Jose Bautista, Toronto
Matt Kemp, Los Angeles	2011	Jose Bautista, Toronto
Buster Posey, San Francisco	2012	Miguel Cabrera, Detroit
Paul Goldschmidt, Arizona	2013	Miguel Cabrera, Detroit
Giancarlo Stanton, Miami	2014	Mike Trout, Los Angeles
Bryce Harper, Washington	2015	Josh Donaldson, Toronto
Kris Bryant, Chicago	2016	David Ortiz, Boston



# JOHN HART

## President, Baseball Operations

The 2017 season marks John Hart's fourth with the Braves organization and his third as president of baseball operations.

Originally hired in November 2013 as a senior advisor to baseball operations, Hart was named Atlanta's interim general manager on September 22, 2014. He officially stepped into his current role on October 23, 2014, when he agreed to terms on a three-year contract that runs through December 31, 2017, and will carry the Braves through their first season in SunTrust Park. On October 1, 2015, Hart and team president John Schuerholz officially appointed John Coppolella as the club's general manager.

After his appointment as president of baseball operations, Hart immediately set out to upgrade the Braves' minor league system and to improve the Major League squad. From November 2014 through February 2017, the Braves made 15 significant trades that led to the acquisition of numerous top-rated prospects. Seventeen of the club's top 20 prospects have been acquired since November 2014, including eight by way of trades and nine via the 2015-16 amateur drafts or the international signing period.

The incredible overhaul has been noted on a national level, as the organization's farm system ranking jumped from No. 29 overall in 2015, to No. 3 in 2016 and to No. 1 entering the 2017 season, according to Baseball America. ESPN and MLB.com both ranked the Braves' system No. 1 overall heading into the 2017 campaign.

Hart joined the organization after spending the previous 12 seasons (2002-13) with the Texas Rangers, including the last eight as a senior advisor, which followed four seasons (2002-05) as the club's general manager.

Hart's 47-year tenure in professional baseball has been spent as a general manager, special assistant to the general manager, scout, baseball operations department member and field manager. He has twice been honored by The Sporting News as the Major League Executive of the Year (1994 and 1995).

Before joining the Rangers in November 2001, Hart spent 13 seasons with the Cleveland Indians, including the last 10 as executive vice president and general manager. After not advancing to postseason play since 1954, Cleveland captured six American League Central Division titles in a span of seven seasons (1995-2001), including two American League pennants (1995 and 1997) under Hart's leadership.

Hart originally joined the Indians in 1989 as a special assignment scout and finished the latter part of that season as the Indians' interim Major League field manager.

Hart's first managerial position came in 1982 - his first year in a professional coaching capacity - with Bluefield, the rookie-level affiliate of the Baltimore Orioles. During his six-year minor-league managerial career, he was twice named Manager of the Year. Hart spent one season, 1988, as the Orioles Major League third base coach under Cal Ripken, Sr. and Frank Robinson before joining the Indians.

The former catcher began his career in 1969 in the Montreal organization and played three seasons. Following his professional playing career, Hart spent two years as a high school baseball coach in Orlando, Fla.

Born July 21, 1948, Hart is a native of Tampa, Fla. He played two seasons at Seminole Junior College, earning All-American honors in 1969. He graduated from University of Central Florida in 1973, with degrees in history and physical education.

John and his wife of 47 years, Sandi, have a daughter, Shannon, and two grandchildren, Ila-Hart and Brinleigh, and reside in Windermere, Fla.

## BRAVES PRESIDENTS

1877-1906	Arthur H. Soden
1907-09	George B. Dovey
1909-10	John S. Dovey
1911	William H. Russell
1912	John M. Ward
1912-15	James E. Gaffney
1916-18	Percy D. Haughton
1919-22	George W. Grant
1923-25	Christy Mathewson
1926-35	Emil E. Fuchs
1936-44	Bob Quinn
1945-56	Lou Perini
1957-61	Joseph F. Cairnes
1962-66	John J. McHale
1967-72	William C. (Bill) Bartholomay
1973-75	Daniel J. (Dan) Donahue
1976-86	R.E. (Ted) Turner
1986-2003	Stanley H. (Stan) Kasten
2003-07	Terence F. McGuirk
2007-2016	John B. Schuerholz
2016-present	John Hart, President, Baseball Operations Mike Plant, President, Development Derek Schiller, President, Business





# JOHN COPPOLELLA

## General Manager

John Coppolella is in his 11th season in the Braves organization and his second full season as general manager. He was promoted to his current role on October 1, 2015. Coppolella served as assistant general manager for three seasons, from October 2012 through September 2015.

Coppolella has worked tirelessly to lead a remarkable transformation in the Braves organization, while restructuring the Major League roster. He works closely with president of baseball operations John Hart in all aspects of the club's baseball operations, while leading the way on all player acquisitions and contract negotiations. Coppolella also oversees the player development, amateur scouting and international scouting departments, as well as professional scouting and analytics.

Eyeing the future, Coppolella has spent the last three off-seasons upgrading the Braves' minor league system and improving the Major League squad. From November 2014 through February 2017, the Braves made 15 significant trades that led to the acquisition of numerous top-rated prospects. Seventeen of the club's top 20 prospects have been acquired since November 2014, including eight by way of trades and nine via the 2015-16 amateur drafts or the international signing period.

These machinations helped the Braves acquire highly-touted prospects such as Dansby Swanson, the first overall selection in the 2015 draft, as well as Mike Foltyniewicz, Matt Wisler, Aaron Blair, Sean Newcomb, Max Fried, Luiz Gohara, Touki Toussaint, Ricardo Sanchez, Michael Mader, Tyler Pike, Phil Pfeifer, Rio Ruiz, Dustin Peterson, Travis Demeritte, and Alex Jackson, among many others. The trades also resulted in the acquisition of significant international bonus pool money and competitive balance amateur draft picks, including the selections of Austin Riley and A.J. Minter in 2015 as well as Joey Wentz and Brett Cumberland in 2016.

The massive overhaul has been noted on a national level, as the organization's farm system ranking rocketed from No. 29 overall in 2015, to No. 3 in 2016 and to No. 1 entering the 2017 season, according to Baseball America. The jump from No. 29 to No. 3 last year marked the highest jump in the history of the publication. ESPN and MLB.com both ranked the Braves' system No. 1 overall heading into the 2017 campaign. As of February 2017, the Braves had eight players on Baseball America's list of Top 100 Prospects, while MLB.com's list contained seven Braves.

The Braves traded for All-Star outfielder Matt Kemp in July 2016, and then promoted top prospect Dansby Swanson in mid-August, and the club's batting average (.284) ranked led the NL from that point on, while the Braves ranked second in runs scored (225) over the final six weeks of the season. The team went 37-35 after the All-Star break, including 20-10 down the stretch and 12-2 in its last 14 games of the campaign.

Coppolella used the 2016-17 off-season to acquire a trio of veteran pitchers – Bartolo Colon, R.A. Dickey and Jaime Garcia – as well as versatile utility man Sean Rodriguez. When Rodriguez was involved in a tragic automobile accident in January 2017 and had subsequent shoulder surgery in February, Coppolella moved quickly to acquire All-Star shortstop Brandon Phillips from the Cincinnati Reds.

Additionally, Coppolella has been a consultant to team vice chairman John Schuerholz on a number of significant industry-related issues, including the Rule 4 Draft Reform Committee and the Special Committee for On-Field Matters.

When he initially joined the Braves as director of baseball administration in October 2006, Coppolella oversaw quantitative analysis and baseball information initiatives, including the development of proprietary analytics. He also maintained prospect lists, depth charts, and financial and organizational summaries for all 30 MLB teams. He served as director of professional scouting from September 2011 to September 2015.

Prior to joining the Braves, Coppolella began his career in baseball with summer internships with the Lake Elsinore Storm in 1997 and 1998 and the Anaheim Angels in 1999. Hired as a baseball operations assistant by the New York Yankees in 2000, he was promoted to assistant director of pro scouting in 2003. The Yankees reached the postseason in each of his seven seasons, including World Series appearances in 2001 and 2003 and a World Series championship in 2000.

Coppolella graduated magna cum laude with a degree in business management from the University of Notre Dame, where he spent four years working in the Athletic Department and was a student manager for the football team.

Born July 28, 1978, Coppolella is a native of Laguna Hills, Calif. He and his wife Cheryl have three children, Edric, Reese and Dean, and reside in Marietta, Ga.



## BOBBY COX

### Special Assistant to the General Manager

Bobby Cox closed out his legendary managerial career after the 2010 campaign and is now in his seventh season in a consulting role for the Braves.

Cox was awarded baseball's

highest honor in 2014, when he was inducted into the National Baseball Hall of Fame, along with fellow managers Tony La Russa and Joe Torre and former players Tom Glavine, Greg Maddux and Frank Thomas.

On September 23, 2009, the Braves announced that Cox had agreed to a contract extension for the 2010 season, and Cox himself announced that he would retire from managing at the conclusion of the 2010 campaign. As part of his contract extension, Cox was given a five-year consulting agreement, from 2011 to 2015. In December 2015, that agreement was extended through the 2017 season. He advises and consults in all areas of baseball operations, including the A Major League Club, spring training, minor league operations and scouting. In addition, Cox works with the office of the president on special business projects.

Cox spent 29 seasons as a Major League skipper, including 25 seasons in two stints at the helm of the Braves. His 2,504 wins rank fourth all-time and include a franchise-best 2,149 victories with the Braves and 355 with the Toronto Blue Jays. Cox posted an overall career record of 2,504-2,001-3 (.556). He won his 2,500th game on September 25, 2010, at Washington.

In his final season in 2010, the Braves went 91-71 and claimed the first National League Wild Card championship in franchise history. The 2010 campaign was Cox's 15th with 90-or-more wins, tying him for second all-time in 90-win seasons with Hall of Fame skipper Joe McCarthy (15) and putting him one behind the legendary John McGraw (16). Cox and McCarthy are the only managers in Major League history to compile six 100-win seasons.

Cox won 15 division crowns in his career, including 14 straight in Atlanta that led to five pennants (1991, 1992, 1995, 1996 and 1999) and one World Championship (1995). He had a string of 15 consecutive winning seasons from 1991 to 2005, tying him with Al Lopez and Earl Weaver for third place all-time behind Joe McCarthy (20) and Sparky Anderson (17) for the most consecutive winning campaigns.

Cox was voted the Manager of the Year by the Baseball Writers Association of America four times (1985 with Toronto and 1991, 2004 and 2005 with Atlanta). The Sporting News, in a poll of his peers, honored Cox as the league's top skipper seven times with the Braves and eight times overall. No other manager has won the Sporting News award more than three times since the magazine started the balloting in 1936. In 1991 the Associated Press named him Major League Manager of the Year, as he became the first manager to earn that honor in both leagues, having also won it while with the Blue Jays in 1985.

He brought the city of Atlanta its first major professional sports world championship in 1995 when the Braves defeated the Cleveland Indians, four games to two, in the

World Series. The victory also marked the first time a franchise had won a World Series in three different cities.

In 1993, the Braves won 104 games and became the first National League West team to win three straight division titles. The Braves' 400 Club honored Cox with its "Mr. Baseball" award that season.

The Braves' performance in 1991, when they went from worst-to-first and participated in one of the most dramatic World Series in history, earned Cox several post-season honors. Among others, the Associated Press named him Major League Manager of the Year. Cox became the first manager to earn that honor in both leagues, having also won it while with the Blue Jays in 1985.

Cox managed the Braves from 1978 to '81, compiling a 266-323 record and laying the groundwork for the club's National League West title in 1982. He began a four-year tenure as Toronto's manager in 1982, lifting a habitual last-place team to within one game of attaining a World Series berth in 1985.

In 1982, Cox led the Blue Jays to a 78-84 mark, the best record in their six-year existence. Toronto improved to 89-73 each of the next two seasons and then won the American League East crown by finishing 99-62 in 1985. For his efforts that year, Cox was named Major League Manager of the Year by the Baseball Writers Association of America, the Associated Press and The Sporting News.

Cox returned to the Braves as general manager in October 1985 and oversaw a farm system which set the foundation for great success. He added the field managing responsibilities on June 22, 1990, then devoted all his time to those duties when the Braves named John Schuerholz as general manager in October of that year.

Cox spent five years in the Dodgers' farm system before being selected by the Chicago Cubs in the November 1964 Minor League Draft. He was acquired by the Braves in a 1966 trade that sent outfielder Billy Cowan to the Cubs. After playing for Triple-A Richmond in 1967, he was traded to the New York Yankees and beat out Mike Ferraro, the Yankees' outstanding spring training rookie, for the third base job in 1968. Cox made the Topps Rookie All-Star team in 1968, but lost his job to roommate Bobby Murcer in '69.

Bad knees forced Cox to retire as a player at the age of 30. He was appointed manager of the Yankees' Class-A Fort Lauderdale club in 1971. He won the Eastern League pennant and championship with West Haven in 1972 and placed second twice and third twice in four years at Syracuse, winning the International League's Governor's Cup in 1976. He served as the Yankees' first base coach in 1977.

Born May 21, 1941, in Tulsa, Okla., Cox graduated from Selma (Calif.) High School in 1959 and attended Reedley Junior College. He and his wife Pam reside in Marietta, Ga. They have three daughters: Keisha, Kami and Skyla. He has five other children: Debbie, Bobby Jr., Connie, Shelly and Randy.



## MIKE PLANT

### President, Development

Mike Plant is in his 14th season with the Braves and his second as president, development. Plant joined the organization as executive vice president of business

operations in November of 2003.

As part of the Braves executive leadership team, Plant was instrumental in the Braves' efforts to secure and plan SunTrust Park and the adjacent mixed-use development, The Battery Atlanta, which will open in Cobb County in April 2017.

Plant joined the Braves after having served as executive vice president of Turner Sports since February 2002. In that position, he was in charge of the day-to-day operations of the division, a \$500-million acquisition, promotion and production company that at the time broadcast approximately 1,200 hours of sports programming on various Turner networks.

Before becoming executive vice president of Turner Sports, Plant was president of Ted Turner's multi-sport event, The Goodwill Games, and vice president of events for Turner Sports. He was responsible for the overall direction and management of The Goodwill Games, as well as all sports properties acquired by Turner Sports.

Prior to joining Turner Sports, Plant was president of Medalist Sports, a full-service sports marketing company he founded in 1988. Medalist Sports created and operated premier professional cycling events in the United States and China. In addition, Plant was the associate executive director of the United States Cycling Federation in Colorado Springs, Colo., from 1986 to 1988 and the executive director of the Canoe and Kayak Team from 1985 to 1986.

Plant was a member of the 1980 U.S. Olympic Speedskating team in Lake Placid, NY, and a six-time member of the U.S. World Championship speedskating teams. Since 1980, he has been appointed to numerous committees and boards for the U.S. Olympic Committee (USOC), the U.S. International Speedskating Association, International Cycling Federation, and USA Cycling. Plant served on the Atlanta Committee for the 1996 Olympic Games (ACOG) Board of Directors and the Board of Trustees for the Salt Lake City Olympic Bid Committee for the 2002 Winter Games.

Plant served two eight-year terms on the USOC's Board of Directors and Executive Committee (1984-1992 and 2003-2011). He was chairman of the USOC Athletes Council, and chairman of the Athlete Performance Group (1992-1996). Plant was president of USA Cycling, the National Governing Body for Olympic cycling, from 1995 to 2002, and is the current president of U.S. Speedskating.

Internationally, Plant is currently serving his second term on the International Cycling Federation's (UCI) Executive Committee, and is president of three different commissions. In 2009, Plant was elected U.S. Olympic Chef de Mission for the Olympic team for the 2010 Vancouver Olympic Games.

He and his wife Mary have two daughters, Erika and Maddie, and a son, Drew.







# DEREK SCHILLER

**President, Business**

In his 14th season with the Atlanta Braves and his second season as president of business, Derek Schiller manages all business functions of the front office. Schiller oversees

both revenue-driving departments such as corporate partnerships, ticket sales, licensing and merchandising; as well as service-driven departments including client services, community relations and public relations. In his role, Schiller sets the strategic vision for the Braves brand, guides revenue growth and champions innovation across all areas of the business.

Since the team's 2013 announcement of SunTrust Park and its adjacent mixed-use development, The Battery Atlanta, Schiller's role has expanded significantly to include the oversight of revenue, design, partnerships and the overall strategy of both venues.

As part of the Braves' executive leadership team, Schiller was not only instrumental in securing plans for SunTrust Park and The Battery Atlanta, but also has played a pivotal role throughout the design and execution phases of the project. Collaborating with SunTrust Park architect Populous, Schiller and the executive team have tailored the ballpark to authentically represent the organization and its rich history, while creating unique fan experiences and pioneering first-of-its-kind technology. Schiller's emphasis on innovation was the driving force behind many of these enhancements, along with a Comcast partnership that will make SunTrust Park the most technologically advanced venue in all of sport.

Outside of the ballpark, Schiller and the executive team have guided the philosophy behind The Battery Atlanta to ensure a seamless integration with SunTrust Park, in both an aesthetic and strategic capacity. Schiller's focus on pursuing and cultivating relationships with tenants who align with the Braves' and The Battery Atlanta's mission has led to a robust landscape of tenants, including Comcast, Omni Hotels and Resorts, Live Nation's Coca-Cola Roxy Theatre, and a multitude of restaurant and retail tenants.

In conjunction with Braves Chairman and CEO Terry McGuirk and Vice Chairman John Schuerholz, Schiller has been a key factor in guiding the front office to further increase sales and visibility, improve customer service and become an industry leader in technology and innovation.

Under Schiller's direction, the Braves have introduced many technical developments including digital ticketing, variable and dynamic pricing, and a Customer Relationship Management system that has enhanced customer service and data management for both corporate partners and ticket holders.

During his tenure, the organization has also placed a focus on expanding fan outreach by creating engaging content on Braves.com, Facebook and Twitter. All marketing outreach and brand campaigns also remain in Schiller's responsibilities, including this year's "Welcome Home" campaign.

Additionally, Schiller oversees all broadcasting relationships, which include Braves television partner FOX Sports South and FOX Sports Southeast, as well as the team's radio partner, Dickey Broadcasting, and their 150 affiliates across the Southeast.

Schiller joined the Braves in November 2003 as senior vice president of sales and marketing and was promoted to executive vice president of sales and marketing in August 2007. He came to the Braves after serving as vice president of sales and marketing for the Atlanta Thrashers hockey team since 1998. In that position, he led the development of the Thrashers as an expansion franchise in the National Hockey League, which included the management of all business operations and marketing.

Before joining the Thrashers, Schiller served as vice president of business development for the New York Yankees from 1996 to 1997. While there, he was responsible for all revenue-producing and related functions, including sponsorship sales, marketing, ticket and suite sales, publications, concessions and merchandising, fan services and licensing. He was instrumental in putting together one of the largest sponsorship deals in sports between the Yankees and Adidas.

Prior to joining the Yankees, Schiller was the executive director of Atlanta's International Sports Plaza (ISP). He developed the first-ever private press center serving non-accredited press organizations during the 1996 Centennial Olympic Games and managed the hospitality venue during the Games in partnership with several Olympic sponsors.

Schiller earned a degree in engineering from Vanderbilt University. He is an executive board member of the Atlanta Convention and Visitors Bureau, a board member of the Jack and Jill Late Stage Cancer Foundation and the Atlanta Sports Council, a Metro Atlanta Chamber Board of Directors member, and an alumnus of Leadership Atlanta and supports a number of metro Atlanta charities. He also currently serves in a variety of roles for a number of MLB committees. Schiller and his wife Kristin and their two children, Luke and Carson, reside in Norcross.



## CHIP MOORE

### Senior Vice President/Chief Financial Officer

Chip Moore was named the Braves' Chief Financial Officer on May 7, 2009, after spending the previous 12 seasons as Senior Vice President and Controller.

Moore was instrumental in the Braves' efforts to secure SunTrust Park and the club's mixed-use development, The Battery Atlanta, both of which open in 2017.

The 2017 season marks Moore's 40th with the Braves organization, as he has steadily moved up through the organization during his tenure. Moore began as an usher at Atlanta-Fulton County Stadium before working nine seasons as a member of the Braves grounds crew. In 1985 he joined the Braves accounting department and rose to assistant controller in 1988 and controller in 1992 before becoming chief financial officer in 2009. In his present capacity, Moore oversees the Braves' accounting and finance operations.

The 55-year-old Moore graduated from Oglethorpe University in 1985 with a degree in business administration majoring in accounting. Moore serves on the Board of Directors and as treasurer for the Atlanta Braves Foundation. He serves on the Minor League Baseball Board of Trustees and is also on the Board of Directors and serves as vice president of the South Atlantic League of Professional Baseball. In 2006, Moore was inducted into the South Atlantic League Hall of Fame for his contributions to the Rome Braves and the SAL. He currently serves as a member of Major League Baseball's Non-Uniformed Personnel Pension Committee. Locally, he serves on the Board of Atlanta Area Council of Boy Scouts.

Chip and his wife Anne reside in Kennesaw, Ga., with their two children, Jordan and Will.



## GREG HELLER

### Senior Vice President/Chief Legal Officer

The 2017 season marks Greg Heller's 17th as legal counsel to the Braves. As Executive Vice President and Chief Legal Officer, Heller manages and oversees all legal affairs for the

Braves and its wholly-owned minor league affiliates which include the Gwinnett Braves, the Mississippi Braves, the Rome Braves and the Danville Braves.

Heller's responsibilities and duties include providing guidance and counsel on baseball operations matters, sales and marketing, broadcasting, stadium and business operations, intellectual property, corporate governance, legislative affairs, employment and litigation. He also has oversight for all legal issues related to SunTrust Park and the Braves' mixed-use development, The Battery Atlanta.

Prior to serving as Executive Vice President and Chief Legal Officer of the Braves, Heller spent seven years with the TBS sports legal group which included the Braves, the Atlanta Hawks, the Atlanta Thrashers, Philips Arena, the Goodwill Games, the Turner Sports television group (and its NBA, NASCAR, PGA, British Open and MLB properties), and the Turner Sports new media group (and its NASCAR, PGA and PGA TOUR and ACC Select properties).

Heller began his career in sports law as an undergraduate at Indiana University where he graduated cum laude with a Bachelor of Science degree in Sports Marketing/Management. While at Indiana, he completed internships with the Peoria Chiefs, an affiliate of the Chicago Cubs, and with the Indiana athletic department.

Upon graduating from IU, Heller entered law school at Marquette University. While at Marquette, Heller was an active participant in the sports law program, including serving as a member and Student Articles Editor of the Marquette Sports Law Journal, serving as a member of the Sports Law Society, authoring a law review article on the NCAA enforcement process and completing internships with the National Sports Law Institute, Harley Davidson, the Milwaukee Brewers and Reece & Lang PC, the legal division of an Atlanta-based sports management firm.

Upon graduating from Marquette, Heller became an Associate Attorney with the Atlanta firm of Powell Goldstein Frazer & Murphy where he concentrated his practice on general corporate, mergers and acquisitions, securities and sports and entertainment law matters from 1996-1997. In the Fall of 1997, Heller joined the Chicago law firm of Horwood Marcus & Berk and continued his practice in general corporate, mergers and acquisitions and sports and entertainment law matters before joining TBS in the Fall of 2000. Heller currently serves on an Advisory Board at Marquette University Law School's National Sports Law Institute and is also active at Indiana University. In 2004, Heller was named by Marquette University as its Sports Law Alumnus Of The Year. In 2017, Heller was named the W.W. Patty Distinguished Alumnus by the Indiana University School of Public Health.

Heller and his wife Krista have four children, Madelyn, Charlie, John and Elizabeth and live in Roswell.



## PAUL ADAMS

### Vice President of Ticket Sales

The 2017 season marks Paul Adams' 29th in the Braves organization, all of which have been spent in the ticket sales department. Adams is unique among his baseball peers, as he has participated in the opening of two new ballparks in the same city – Turner Field (1997) and SunTrust Park (2017).

As vice president of ticket sales, Adams oversees all aspects of Braves ticket sales and service, including season, group, suite and premium tickets. In addition, he works with Major League Baseball as a member of the Commissioner's Ticketing Review Committee, which has been tasked to improve collaboration of best practices and innovation of ticket sales within the industry.

Adams began his professional career in retail with R.H. Macy's, working as an assistant buyer and as a sales manager. He joined the Braves as a marketing representative in 1989. He became a sales manager in 1990 and an assistant director of ticket sales in 1992. After serving as director of ticket sales from 1994 to 2002, and as senior director of ticket sales from 2003 to 2012, Adams was promoted to his present position in October 2012.

A native of Sparta, NJ, Adams graduated from Emory University with a B.B.A. degree in marketing. He also received a M.S. degree in management from Georgia State University. He is an active volunteer at the Atlanta Community Food Bank in the Product Rescue Center.

Adams, 58, resides in Dallas, Ga., with his wife Michal Ann and their daughters Janelle and Rachel.



## JIM ALLEN

### Vice President of Corporate Partnerships

A 24-year-veteran of the Braves' front office, Jim Allen was named as the club's vice president of corporate partnerships in October 2012.

Allen is responsible for managing all aspects of the Braves' corporate relationships, including all advertising, in-park signage, giveaways, promotions, hospitality and corporate identity throughout Turner Field. In addition, he is responsible for overseeing all Braves radio advertising and the club's partnership with Dickey Broadcasting. Allen also manages the Braves' retail and promotional programs with corporate partners in Atlanta and throughout the Southeast.

After serving as a trainee in the ticket sales department, Allen was hired full-time in November 1993 and has worked in a variety of departments during his tenure, including community relations, ticket sales and promotions.

Allen serves on the Board of Governors for the Georgia Chamber of Commerce and is on the Sports Network Board of Children's Healthcare of Atlanta, as well as Promise 686, which helps support orphans and foster care.

A native of Porterville, Calif., Allen graduated from Porterville High School and earned a bachelor's degree in marketing and management from California State University, Fresno. He has completed one ironman and six marathons and enjoys golfing, running and outdoor activities.

Allen, 49, resides in Marietta, Ga., with his wife Molly and his daughters Savannah, Emily Ann and Ella Jia Li.





## LARRY BOWMAN

### Vice President of Stadium Operations and Security

The 2017 season marks the 25th for Larry Bowman as a member of the Atlanta Braves organization. As vice president of stadium operations and security, Bowman is respon-

sible for overseeing game, ballpark and parking budgets, supervision of full-time and part-time employees, major game operations-related contracts, site and player security, game operations, logistics and life safety and support services, parking, as well as crisis communication and management and the implementation of MLB and Braves policies and procedures. He also serves as liaison to key governmental partners and operations and security-based research.

In addition to his role with the Braves, Bowman serves on MLB's Security and Facilities Steering Committee, the Advisory Board for the National Center for Spectator Sports Safety and Security (NCS4), is a member of the Stadium Manager's Association, ASIS International and serves as a consultant and speaker to various professional sports, industry groups and civic associations across the country.

Prior to his tenure with the Braves, Bowman established a career in arena management and municipal government. With knowledge gleaned from several MLB play-offs, All-Star and World Series Games, Bowman's venue experience also includes Super Bowls, NASCAR, ECHL and the Centennial Olympic Games. In 2014, Bowman was named MLB Sports Professional of the Year.

Born in the Bronx borough of New York City, Bowman received a bachelor's degree from North Carolina A&T State University in political science, as well as a master's degree in public policy/political science from Ohio State University.

He is a member of several community organizations, foundations and ministries, such as 7 Bridges to Recovery, St. Jude's Children's Hospital, United Negro College Fund and City of Refuge.

Bowman and his wife Claudia reside in Alpharetta, Ga.



## KIM CHILDRESS

### Vice President and Controller

Kim Childress joined the Atlanta Braves as a senior accountant in 1997. She spent time as assistant controller and as the director of finance and accounting before being named to her current position of vice president and controller in 2014.

Childress is the point person on all system conversions, particularly after the accounting and payroll functions came in-house after the 2007 sale to Liberty Media, and all subsequent upgrades. On a daily basis, she is responsible for management of the accounting team, maintenance of financial ledgers and accounting processes, preparation of daily financial statements and overseeing the payroll process.

Childress also works with staff and other departments in establishing procedures for new business opportunities that periodically arise within ticketing, concessions, broadcasting, payroll and baseball operations.

Prior to joining the Braves 20 years ago, Childress spent four years as a member of the accounting department with Turner Broadcasting.

An Atlanta native, Childress graduated from Georgia State University with a bachelor's degree in marketing and accounting. She is a CPA and resides in Dacula, Ga.



## LARA JURAS

### Vice President of Human Resources

Lara Juras is in her 12th season with the Braves, her fourth as the vice president of human resources.

In her role, Juras oversees all human resources duties for the

Atlanta Braves and its wholly-owned minor league affiliates, which include the Gwinnett Braves, the Mississippi Braves, the Rome Braves and the Danville Braves. Juras leads her team through the everyday processes of human resources, including benefits, policies evaluation and the merit process, and also heads the organization's diversity committee, professional development and staff training. She is also responsible for employee relations, evaluations and recruiting.

In addition to her duties with the Braves, Juras has been a part of MiLB's Professional Baseball Employment Opportunities (PBE) steering committee, and for the last four years she has been a member of the steering committee for MiLB's Women in Baseball Leadership event.

Juras joined the Braves in January 2006 as the director of human resources. Prior to the Braves, she spent time with the Detroit Tigers and Coopers and Lybrand (now Price Waterhouse Coopers).

Born in Dearborn, Mich., Juras graduated from Albion College with a bachelor's degree in economics and communication.

She and her husband Paul reside in Roswell with their children, Kiana and Joshua.



## ERIC PERESTUK

### Vice President of Facility Operations

Eric Perestuk was named vice president of facility operations in October 2012, after serving as director of engineering from 1995 to 2012.

Perestuk oversees all maintenance and construction projects at SunTrust Park, as well as support operations at three of the organization's minor league parks. He was instrumental in overseeing the building of SunTrust Park and the adjacent mixed-use development, The Battery Atlanta, which opened in April 2017.

Perestuk began his career in 1981 in the engineering departments of several prominent hotels and office buildings in New York City, including the St. Moritz Hotel, Sheraton Center, the Algonquin Hotel and Graybar Building at Grand Central Terminal. In 1987, he started at Turner Broadcasting Systems in Atlanta and began as a shift supervisor in the Properties division, eventually rising to the positions of chief engineer, facility manager and finally director of engineering and special projects.

In 1995, he was assigned the task of managing the construction of Turner Field (then The Olympic stadium), and he ultimately managed stadium operations during the 1996 Olympic Games. Perestuk remained with the Braves to manage the conversion of the Olympic Stadium to Turner Field in 1997. He also helped to oversee the building of the Braves-owned minor league parks in Rome, Ga. (2003), Pearl, Miss. (2005), and Gwinnett County, Ga. (2009).

Perestuk, 55, is a native of New York City and attended Fort Hamilton High School. He earned a Chief Engineers license after completing studies at Masters Engineering Institute in Brooklyn.

He resides in Woodstock, Ga., with his wife Michelle and their three children, Christopher and (twins) Connor and Christina.



## ADAM ZIMMERMAN

### Vice President of Marketing

Adam Zimmerman is in his second season with the Braves after joining the organization in January 2016 as Vice President of Marketing.

Zimmerman's responsibilities include the management and strategy for all marketing and branding of the Braves. This includes leading consumer and digital marketing, community affairs and game entertainment for the team. Zimmerman also plays a key role in the development of technology offerings for fans as well as the use of data analytics. Additionally, he helps with the marketing strategy for The Battery Atlanta, the Braves' mixed-use development project adjacent to SunTrust Park.

Before joining the Braves, Zimmerman spent the previous 18 years with CSE (formerly Career Sports and Entertainment), most recently as agency president. He successfully generated new business, managed their existing portfolio and led the award-winning agency with cutting-edge programs and fan engagement through technology. While at CSE, Zimmerman also crafted a partnership with MIT, and created CSE Evolve, an in-house lab to keep up on the latest technologies. He has also taught a graduate class on sports business at the University of Georgia.

A native of Dunedin, Fla., Zimmerman is a graduate of the University of Florida. He resides in Vinings, Ga.



# 2017 BASEBALL OPERATIONS





# BASEBALL OPERATIONS DIRECTORY

## BASEBALL OPERATIONS

John Hart	President, Baseball Operations
John Coppolella	General Manager
Billy Ryan	Director of Baseball Operations
Ryan Maid	Director of Performance Psychology
Matt Grabowski	Assistant Director of Scouting and Analytics
Kiley McDaniel	Assistant Director, Baseball Operations
Noah Woodward	Major League Operations Analyst
Danielle Monday	Assistant, Baseball Operations
Garrett Wilson	Baseball Operations Analyst
Charles Thomas	Replay Coordinator
Elizabeth Teran	Executive Assistant
Dylan Quantz	Trainee
Gordon Blakeley	Special Assistant to the General Manager
Roy Clark	Special Assistant to the General Manager
Bobby Cox	Special Assistant to the General Manager
Tom Giordano	Special Assistant to the General Manager
Chad MacDonald	Special Assistant to the General Manager
Bo Porter	Special Assistant to the General Manager
Rick Williams	Special Assistant to the General Manager
Fred McGriff	Special Advisor to Baseball Operations
Greg Walker	Special Advisor to Baseball Operations
Andruw Jones	Special Assistant to Baseball Operations
Chipper Jones	Special Assistant to Baseball Operations

## PLAYER DEVELOPMENT

Dave Trembley	Director Player Development/Field Coordinator
Jonathan Schuerholz	Assistant Director of Player Development
Ron Knight	Manager, Minor League Administration
AJ Scola	Manager, Minor League Operations
Lee Elia	Special Advisor to Player Development

## SCOUTING

Brian Bridges	Director of Scouting
Marc Russo	Director of International Operations
Mike Silvestri	Director of Latin American Scouting
Alex Cotto	Director of International Administration
Rolando Petit	Director of Cuban and Venezuelan Scouting
Dixie Keller	Manager, Scouting Operations
Chris Lionetti	Assistant, Scouting

# 2017 BRAVES BASEBALL OPERATIONS STAFF

## BILLY RYAN Director of Baseball Operations



- The 2017 season marks Billy Ryan's third with the Braves organization and his third as the director of baseball operations.
- In his role, Ryan works directly with president of baseball operations John Hart and general manager John Coppolella on all aspects of the club's baseball operations, while overseeing the Braves' professional scouting department.
- Since joining the organization in November of 2014, Ryan has played an integral part in the team's transformation to rebuild the farm system, while also improving the team at the Major League level.
- In addition to managing the day-to-day functions of the Braves' baseball operations department, Ryan is heavily involved in player evaluation, roster management, contract negotiations and player acquisition...He also recently designed and oversaw the development of Tomahawk, the Braves' proprietary baseball operations platform.
- Prior to joining the Braves organization, Ryan spent four seasons, from November of 2010 to October of 2014, as the assistant general manager of the Arizona Diamondbacks.
- Ryan, who played an important role in helping to capture the Diamondbacks' 2011 National League West Division crown, negotiated several multi-year contracts of Diamondbacks players, and he also oversaw an international scouting effort that led to expanded worldwide coverage for the club and the signing of the first Brazilian and Taiwanese amateur players in franchise history.
- During his time with Arizona, Ryan was involved in all facets of the club's baseball operations...He directed the Diamondbacks' salary arbitration program, payroll, technology and statistical initiatives, managed the day-to-day functions of the baseball operations department...He also managed the design and implementation of the Diamondbacks' proprietary scouting and analytics platform.
- Also during his four-year tenure with Arizona, Ryan was responsible for effecting an overhaul of the club's Major League nutritional program and was a founding member of Arizona's Dominican Republic Board, which focused on improving the facilities, educational programs and quality of life for all players in the Diamondbacks' Latin American program.
- From 2008 to 2010, Ryan spent three years in the Commissioner's Office of Major League Baseball working directly with all 30 clubs on issues pertaining to competitive balance, Major League rules, the Basic Agreement and other contractual and industry practices...He also was a key member of MLB's Amateur Draft Support Program and Salary Arbitration Support Program.
- Ryan began his career in professional baseball in 2005, working as a member of the baseball operations and scouting department for the Texas Rangers...In 2007, he worked as a scouting supervisor for the Cleveland Indians.
- Ryan, 36, graduated in 2002 with a degree in psychology from Davidson College in Davidson, N.C... The former catcher was a four-year letterman and team captain on the Wildcat baseball team, earning All-Southern Conference and team Most Valuable Player honors in 2001.
- Billy and his wife Sara have one daughter, Blythe, and reside in Atlanta.

## DAVE TREMBLEY **Director of Player Development/Field Coordinator**



- The 2017 campaign marks Dave Trembley's 33rd season working in professional baseball and his third in his current role as the Braves' director of player development and minor league field coordinator.
- Trembley, whose career in professional baseball dates back to 1984, has worked as a manager (major and minor leagues), coach, instructor and front office member with six different organizations.
- Trembley's first stint with Atlanta spanned two seasons, 2011 and 2012, when he worked as the organization's minor league field coordinator.
- In 2013 and 2014, he was a member of the Houston Astros coaching staff, working as bench coach in 2014 and third-base coach in 2013.
- He owns 24 years of experience as a skipper in the major and minor leagues, including four seasons, 2007 to 2010 at the helm for the Baltimore Orioles...He was named manager of the Orioles on June 18, 2007 and remained in that role through June of 2010....In four seasons as the Orioles skipper, he amassed a 187-283 record and in 20 seasons managing in the minor leagues he went 1,369-1,413.
- From 1987 to 2006 Trembley held minor-league managerial positions with the Pittsburgh Pirates (1987-89), San Diego Padres (1991-93), Chicago Cubs (1994-2002) and Baltimore Orioles (2003-06) organizations.
- His first managerial position came in 1986 with the independent Kinston Eagles of the Carolina League.
- He spent his only season spent in a front office role during the 1990 season as he served as the director of day-to-day operations for the Pirates' minor league complex and spring training facility in Bradenton, Fla.
- His professional coaching career began in 1984 with the Cubs where he served the 1984 and 1985 seasons as an instructor and coach in the Cubs farm system before beginning his managerial career in 1986.
- In 1999 he served as a coach for the United States team in Major League Baseball's Futures Game....He has also managed several minor-league All-Star games.
- The recipient of several honors, Trembley was named Baseball America's Minor League Manager of the Year and the Eastern League Manager of the Year in 1987 and in 2001 Baseball America selected him as one of minor league baseball's top five managers of the previous 20 years...He also earned Single-A Manager of the Year honors by Baseball America and USA Today in 1995 and in 1999 he was deemed Southern League Manager of the Year.
- In 2012, he was inducted into the Florida State League Hall of Fame...He is also a member of two collegiate Hall of Fames, the State University of New York-Brockport's Hall of Fame (inducted in October of 2015), and the Antelope Valley College Hall of Fame (inducted in 2009).
- Previous to his professional coaching career, he spent five years (1980-84) as the head coach at Antelope Valley Junior College and two years (1977-1979) as a teacher and baseball coach at Daniel Murphy High School in Los Angeles.
- Earned his bachelor's degree in physical education and his master's degree in education from the State University of New York-Brockport and also did graduate work in sports psychology at Penn State University.
- Dave, 65, resides in Daytona Beach Shores, Fla., with his wife Patti and son Kevin.



## BRIAN BRIDGES

Director of Scouting



- The 2017 season marks Brian Bridges' third as the director of scouting for the Braves.
- Bridges, who is in his 10th season with the organization and has 18 years of experience as a scout, supervisor and cross checker in professional baseball, was promoted to his role in October 2014.
- He spent four seasons, from 2011 to 2014, as a Southeast regional cross checker after spending his first three years, 2008 to 2010, in the organization as an area supervisor.
- During his tenure as an area supervisor and regional cross checker with Atlanta, Bridges had a prominent role in the signing of several Major League players... In 2012, he was recognized by Baseball America as the area scout who had the most players make their Major League debut since 2010 with nine such players: Brett Carroll, Steve Cishek, Todd Cunningham, Jason Heyward, J.J. Hoover, Craig Kimbrel, Mike Minor, Zeke Spruill and Alex Wood.
- Also in 2012, Bridges was honored by the Southeastern Professional Baseball Association as its Scout of the Year award winner.
- From 2004 to 2007, he worked as a scout for the Florida Marlins.
- His first appointment in professional baseball came in 2000 in a scouting role for the Anaheim Angels (2000-03).
- In addition to his experience at the Major League level, Bridges has spent time coaching at the collegiate level, as well as the Cape Cod Baseball League.
- From 1997 to 1998, he was as an assistant baseball coach at the University of South Florida, and he worked in the same role at Florida Southern College in 1999.
- He spent four consecutive summer seasons working as a coach in the Cape Cod League...He was an assistant coach with the Bourne Braves in 1997 and 1998, and he spent the 1999 and 2000 as the pitching coach for the Falmouth Commodores.
- The former catcher played at Florida Community College from 1991 to 1993 and Florida Southern College in 1994 and 1995...He was a part of the Moccasins' 1995 National Championship team when he was selected as a second-team All-American and a Sunshine State All-Conference player after leading his team with 29 doubles, a single-season record that still stands.
- Bridges, 46, received his bachelor's degree in education from Florida Southern College in 1995.
- Brian and his wife Lori reside in Rome, Ga. They have three children, Madison, Bo and Bryson.

## MIKE SILVESTRI

Director of Latin American Scouting



- The 2017 season is Mike Silvestri's third with the Braves organization and his third as the director of Latin American scouting.
- Silvestri joined the organization from the New York Mets where he spent the previous three seasons, 2012 to 2014...During his three-year tenure with the Mets, Silvestri served as a special assignment domestic cross checker and as an international cross checker...He worked as area supervisor for South Florida and Puerto Rico in 2012 and South Florida and Latin America in 2013.
- From 2002 to 2010, Silvestri spent nine seasons in a variety of roles within the Los Angeles Angels scouting department, including working his last four (2007-10) as the east coast cross checker...He also spent time as an amateur scout and an area supervisor.
- While Silvestri was instrumental in producing a number of Major League players with the Angels, the most notable during his time with the Club is 2009 A.L. Rookie of the Year and two-time A.L. Most Valuable Player Mike Trout, who was selected with the 25th overall pick in the 2012 First-Year Player Draft.
- Silvestri, 48, also has experience at the collegiate and high school levels...From 1999 to 2001, he was the head baseball coach at Broward Community College...He also spent five years (1995-99) as the head baseball coach at Monsignor Pace High School in Miami, Fla.
- Mike and his wife Rosalie reside in Davie, Fla., with their two children, Amanda and Anthony.

## RYAN MAID **Director of Performance Psychology**

- Ryan Maid, who is in second season with the Braves organization, works as the team's director of performance psychology.
- Maid joined the organization in 2016 after spending seven years, from January of 2010 to March of 2017, as a psychologist with the United States Navy.
- He spent his final four years (2013-17) with the Navy as a command psychologist Naval Special Warfare Training Command...Maid originally joined the Navy in 2010 through a postdoctoral fellowship program, and in March of 2017 he was honorably discharged as a Lieutenant Commander.
- Born in Independence, Mo., Maid earned his bachelors degree in psychology with a minor in coaching from the University of Central Missouri in 2004.

- Maid furthered his education at the Forest Institute of Professional Psychology, earning his master's degree in clinical psychology in 2006, and his doctorate degree in 2008, also in clinical psychology.
- From 2008 to 2009, Maid completed a postdoctoral fellowship at the St. Louis School of Medicine.
- Ryan, 35, and his wife Erica reside in Mableton.



## MARC RUSSO **Director of International Operations**

- Marc Russo is in his third year in the Braves organization and his third as the club's director of international operations.
- The 2017 season marks Russo's 22nd season working in professional baseball.
- Russo came to the Braves in November of 2014 after spending two seasons (2013-14) as an international cross checker for the Houston Astros.
- From 2001 to 2012, he worked 12 years with the Los Angeles Angels as an east coast cross checker, Major League scout and director of international scouting....In 2001, Russo was honored by the Angels organization with the Nick Kamzick "Scout of the Year" award.
- His professional baseball career began in 1996 with the Chicago Cubs organization as an area scout, a position he held for five seasons (1996-2000).

- From 1998 to 2003, Russo worked in a coaching role at Troy State University...In 1994 and 1995, he was a member of the Muscle Shoals Community College coaching staff.
- The former catcher was a member of Troy State University's baseball team for three seasons (1986-88), including the back-to-back Division II National Championship teams in 1986 and 1987
- A native of Glen Cove, N.Y., Russo was elected to the Glen Cove Hall of Fame in 2003.
- Marc, 50, resides in Clearwater, Fla.



## ROLANDO PETIT **Director of Cuban and Venezuelan Scouting**

- Rolando Petit, who has been a member of the Braves organization since 1991, is in his first season as the club's director of Cuban and Venezuelan scouting.
- Russo spent the previous nine seasons (2008-16) as assistant director of Latin American operations.
- He originally joined the Braves as an international scout and the Venezuelan supervisor, a position he held for eight seasons until he was named an international supervisor in 1999.
- In his role, he is responsible for all scouting efforts in Cuba and Venezuela and is active in the development of players at the Braves Academy.

- During his tenure with the organization, he has been instrumental in the signing of a number of Major League players, including former Brave Martin Prado.
- Petit was originally signed by the Atlanta Braves and played one season with the organization in 1988.
- Rolando and his wife Mariana have two children, Rolando Jr. and Roberto, and reside in Venezuela.



## JONATHAN SCHUERHOLZ Assistant Director of Player Development

- Jonathan Schuerholz is in his third year as the organization's assistant director of player development...Prior to joining the Braves front office in October of 2014, Schuerholz spent six seasons, from 2009 to 2014, as a manager and instructor in the Braves farm system.
- In his role, Schuerholz is responsible for the day-to-day operation of the Club's minor league system, to include managing staff assignments and minor league player roster maintenance, as well as the scheduling and implementing of minor league development programs for players and staff....He also oversees the farm system's yearly budget and assists with all other aspects of the organization's minor league teams.
- From 2011 to 2014 Schuerholz managed three different minor league clubs over a four-year span...He skipped the 2014 Single-A Rome Braves and previous to that, he was at the helm for the rookie-level Danville Braves for two seasons (2012-13)...He spent the 2011 campaign managing the rookie-level Gulf Coast League Braves...During his managerial career, Schuerholz made one postseason appearance as he led the 2012 Danville club to their second consecutive postseason appearance.

- Schuerholz originally joined the organization in a coaching capacity in 2009 when he spent two seasons (2009-10) as the Braves' roving infield instructor.
- The former infielder played three seasons (2000-02) at Auburn University and was drafted by the Braves in the eighth round of the 2002 First-Year Player Draft...He played six minor league seasons and during the 2007 season, Schuerholz retired from his professional baseball playing career and returned to Auburn University to complete his bachelor's degree in business administration.
- Schuerholz, 36, has been around baseball his entire life...His father, John Schuerholz, is the Braves' vice chairman.
- Jonathan and his wife Jennifer have two sons, Boland and Ward, and reside in Atlanta.



## MATT GRABOWSKI Assistant Director of Scouting and Analytics

- The 2017 season is Matt Grabowski's sixth season with the Braves organization and his third as the assistant director of scouting and analytics...He was promoted to his current role in October of 2014.
- Grabowski joined the organization in June of 2011 as a baseball operations intern and remained in that role until he was promoted to an assistant within the baseball operations department in October of 2011.
- In his role, he works closely with president of baseball operations John Hart and general manager John Coppolella on a variety of projects...He is responsible for developing and implementing new proprietary evaluation systems utilizing both scouting reports and statistical analysis, as well as negotiating free agent contracts and overseeing all baseball information scouting reports and statistical analysis.

- He also supports the Major League coaching staff and all divisions of the scouting department, including professional scouting, amateur scouting and international scouting, with decision-making processes.
- The former pitcher received his degree in operations research and financial engineering with a minor in engineering management systems in 2011 from Princeton University, where he was a four-year member of the Tigers baseball team...He made a record-setting 66 appearances from 2008 to 2011 and during his senior year, was co-captain of the 2011 Ivy League Championship squad.
- Matt, 27, resides in Atlanta.





# KILEY McDANIEL Assistant Director, Baseball Operations

- Kiley McDaniel is in his second season with the Atlanta Braves and his second as assistant director, baseball operations.
- McDaniel joined the organization in October of 2015 after spending one year as the lead prospect analyst for Fangraphs.com...In his role, McDaniel works with general manager John Coppolella and the scouting and analytical departments in a variety of ways...He helps develop analytical processes and strategies as well as assisting player development and the pro, amateur and international scouting departments in both office and scouting capacities.
- The Braves mark McDaniel's fourth Major League organization, after also working for the Pittsburgh Pirates (2011), Baltimore Orioles (2010) and New York Yankees (2005-07)...He has also contributed to Baseball Prospectus, ESPN and Fox Sports in his career.
- A native of Tampa, Fla., McDaniel graduated from the University of Central Florida with a degree in finance in 2007.
- Kiley, 31, resides in Atlanta.



# GORDON BLAKELEY Special Assistant to the General Manager

- The 2017 season marks Gordon Blakeley's third with the organization and his third as a special assistant to the general manager.
- Known as one of the most proficient talent evaluators in the game, Blakeley has 35 years of experience at the professional level, including spending more than two decades as a member of the New York Yankees baseball operations department.
- Blakeley joined the Yankees' baseball operations department in 1994 as the Pacific Rim coordinator and worked in various roles, including spending his last six (2008-14) as a special assistant to the general manager.
- He was named New York's director of international scouting in 1996, a position he held until he was named vice president of international and professional scouting in 1999...From 2003 to 2007 he was the vice president of baseball operations.
- Blakeley began his scouting career in 1988 with the Seattle Mariners as an area scout...He spent one year as an east coast cross checker and four seasons in a dual role as the international director and a national cross checker.
- During his 35 years in professional baseball, Blakeley has been instrumental in the signings of such players as current Braves players Adonis Garcia and Jose Ramirez, as well as Robinson Cano, Jose Contreras, Orlando Hernandez, Hideki Matsui, David Ortiz, Alex Rodriguez, Alfonso Soriano and Chien-Ming Wang.
- A native of Los Angeles, Blakeley was a member of the Chapman University baseball team and in 1976 was named to the All-America team as a third baseman, in addition to being selected in 1975 and 1976 as an All-West Coast third baseman...In 1995, Blakeley was named to the Chapman University Hall of Fame.
- Blakeley was drafted twice (Oakland A's in 1973 and Kansas City in 1975) before he was drafted and signed with the Detroit Tigers in 1976...He played three seasons in their minor league system.
- Gordon and his wife Julie reside in Newnan, Ga...They have five children: Renee, Ben, Jessika, Samantha and Marissa and four grandchildren: Kayanna, Allegra, Corylee and Greame.



## ROY CLARK **Special Assistant to the General Manager**



- Roy Clark returned to the Braves organization in October of 2014, taking on a new role as a special assistant to the general manager...Clark, a familiar name in Atlanta's baseball operations department, spent 21 years with the Braves front office from 1989 to 2009.
- Clark worked the 2014 season as a scouting cross checker with the Los Angeles Dodgers, his only season with the organization.
- Spent four seasons, from 2010 to 2013, with the Washington Nationals, working as assistant general manager and vice president of player personnel.
- His previous stint with the Braves spanned 21 seasons and included a variety of roles, including his last 11 years, from 1999 to 2009, as the organization's director of scouting.
- Atlanta won three Organization of the Year awards (1991, 1996, 2005) from Baseball America during his tenure, as he was instrumental in the drafting of such players as Jason Heyward, Freddie Freeman, Craig Kimbrel, Brian McCann and Adam Wainwright.
- Clark originally joined the Braves as an area scout in 1989 and remained in that role through the 1994 season...In 1995, he served as a southeast supervisor, and from 1996 to 1999 he was a national supervisor.
- During his four-year stint with the Nationals, Clark led the player development department as the team overhauled its player development system and restocked the minor leagues with talented prospects en route to the organization earning recognition from Baseball America in 2012 as the best minor league system in baseball.
- He was instrumental in selecting outfielder Bryce Harper with the first overall selection in the 2010 First-Year Player Draft, as well as other top draft selections including Anthony Rendon, Alex Meyer, Brian Goodwin, Matt Purke and Lucas Giolito.
- Before Clark's first stint with the Braves, he spent a little over one year (1988 and part of 1989) as an area scout for the Cleveland Indians.
- From 1984 to 1986 he worked in the Seattle Mariners organization as a coach (1984) and an area scout (1985-86).
- Clark, an All-Atlantic Coast Conference infielder at North Carolina in 1979, was selected by Seattle in the 24th round of the June Draft that same year...He played in the Mariners farm season for four seasons and advanced as high as the Triple-A Pacific Coast League in 1982.
- Roy, 59, and his wife Debbie have three children: Justin, Travis and Lauren, and reside in Marietta, Ga.

## TOM GIORDANO **Special Assistant to the General Manager**



- The 2017 season marks Tom Giordano's 70th season working in professional baseball and his third with the Braves organization...Giordano joined the Braves prior to the start of the 2015 campaign as a special assistant to the general manager.
- Giordano's baseball career dates to 1948 when he was signed by the Pittsburgh Pirates as an amateur free agent...He went on to make his Major League debut on September 11, 1953, with the Philadelphia Athletics, but his largest impact over the last six-plus decades in baseball has come as a scout and front office executive.
- Since the 1979 season, Giordano has made six trips to the World Series, including a championship with Baltimore in 1983 when he was the director of scouting and player development.
- Giordano has spent the better part of the last three decades working alongside Braves' president of baseball operations John Hart...Their relationship dates back to 1982 when Giordano hired Hart (out of Orlando's Boone High School) to manage the Baltimore Orioles' rookie-level affiliate Bluefield... Following that hire, their overlap continued for 33 of the last 35 seasons (1982-current), as they both held positions within the baseball operations departments for the Orioles, Indians, Rangers and now the Braves.
- Since 1976, he has been a scout, player development executive or special assistant to the general manager for the Orioles, Rangers and Braves.
- Giordano spent 13 seasons, from 2002 to 2014, working with the Texas Rangers organization as a scout and senior advisor to the general manager.
- From 1988 to 2001, he served as a special assignment and pro scout for Cleveland Indians.
- From 1976 to 1987, Giordano worked as the Orioles' director of player development and scouting and is credited with drafting Hall of Famer Cal Ripken, Jr.
- Following six seasons playing at the minor league level, Giordano's professional coaching career began in 1956 as a player-manager for the Milwaukee Braves... He went on to serve as a coach, manager, scout and baseball operations front office executive for the next 12 seasons (1964-75) for the Philadelphia and Kansas City Athletics, Seattle Pilots, Milwaukee Brewers and Montreal Expos.
- In 2016, Giordano was honored by the Ted Williams Museum and Hitters Hall of Fame with the Ted Williams Lifetime Achievement award.
- In 2007, he was named Major League Baseball's East Coast Scout of the Year honor, as voted on by his peers.
- The 91-year-old Giordano, a former infielder who is nick-named "T'Bone," is a native of Newark, N.J., and was inducted into the Newark, N.J., Athletic Hall of Fame on October 24, 2012.
- Tom and his wife of 68 years, Bernice, have two children, Gail and Gene, and reside in Orlando, Florida.

## CHAD MacDONALD

Special Assistant to the General Manager



- Chad MacDonald, who is in his 25th season working in professional baseball, is in his third year with the Braves organization as a special assistant to the general manager....MacDonald joined the organization in December of 2014.
- From 2012 to 2014, MacDonald worked for the San Diego Padres organization as their vice president/assistant general manager of player personnel....In his role, he was responsible for all aspects of scouting and the First-Year Player Draft, including negotiating contracts for all amateur players...He also oversaw the Padres international scouting efforts and assisted the general manager with all Major League acquisitions.
- He spent the 2011 season as the director of scouting for the New York Mets...MacDonald's one-year stint with the Mets is highlighted with the organization's first round (13th overall) selection of high school outfielder Brandon Nimmo, the first player from the state of Wyoming to be selected in the first round.
- From December 2005 through the 2010 season, he served as the assistant scouting director and director of international scouting for the Arizona Diamondbacks.
- Prior to his stint with Arizona, MacDonald worked as a scout for the Cleveland Indians (2000-02) and the Los Angeles Angels (2003-05). During that span, MacDonald was twice honored as the Topps' Scout of the Month for each organization during the 2001 and 2005 seasons, respectively.
- MacDonald's professional career began in 1993 with the Texas Rangers baseball operations department.
- A native of Arlington, Texas, MacDonald played four years of college baseball, attending both Hardin-Simmons University in Abilene, Texas, and Winthrop University in Rock Hill, S.C.
- Chad and his wife Julie have two sons, Caden and Cort, and reside in Arlington, Texas.

## RICK WILLIAMS

Special Assistant to the General Manager



- Rick Williams is in his fourth season with the Braves organization and his fourth as a special assistant to the general manager...He joined the club in November 2013 as a special assistant to the general manager/pitching development and special assignment.
- Williams, who is in his 40th season of professional baseball, has spent time as a player, coach, manager, scout and special assistant...The Braves are his fifth organization; New York Yankees, Tampa Bay Devil Rays, Montreal Expos and Florida Marlins.
- From 2007 to 2013 Williams worked as a Major League scout for the New York Yankees organization.
- Prior to his tenure with New York, Williams served two separate stints with the Tampa Bay Rays...He was the Devil Rays' first Major League pitching coach in 1998 and 1999, and for a portion of the 2000 season...In the Rays' inaugural season, he guided the pitching staff to the fourth-best ERA (4.35) in the American League, the highest rank of any expansion team.
- In 2005, Williams rejoined the Rays for two seasons as a special assistant to the general manager.
- In 1993, Williams began his first stint with the Florida Marlins, where he worked as a pitching coordinator and pitching coach, including two seasons as the Major League club's assistant pitching coach (1995-96).
- Following a two-plus year stint with the Rays, Williams returned to the Marlins in 2000, serving as director of player development for the 2000 and 2001 campaigns.
- Williams' coaching career began in 1981 with the Expos organization when he served as pitching coach with the Calgary Expos...He remained in a pitching coach role at various levels in the organization until 1987, when he was promoted to Montreal's minor league pitching coordinator, a position he held until 1992...Williams would later return to the Expos in 2002 working in a scouting capacity through the 2004 season.
- Williams was signed as a non-drafted free-agent by the Montreal Expos in 1977 after playing baseball under the guidance of former Major-League manager Eddie Stanky at the University of South Alabama...He played three years of minor league baseball before an arm injury ended his career.
- Williams, 60, is the son of former Major League player and Hall of Fame Manager, Dick Williams.
- Rick and his wife Susanne make their home in Tampa, Fla...They have two children, Marissa and Ricky.



## BO PORTER **Special Assistant to the General Manager**



- The 2017 season marks Bo Porter's third season with the Braves organization and his first as a special assistant to the general manager...He spent first two seasons with the club as the team's third-base coach.
- Porter, who has 23 years of experience as a player, coach and manager in the major and minor leagues, is working with his eighth professional organization.
- Prior to joining the Braves organization, he spent the 2013 and 2014 seasons managing the Houston Astros after being named the 17th manager in Astros history on September 27, 2012.
- During the 2011 and 2012 seasons, he was the third-base coach for the Washington Nationals...He spent the 2010 season as third-base coach and also as bench coach for the Arizona Diamondbacks.
- From 2007 to 2009, he served three seasons as third-base coach and outfield/baserunning instructor with the Florida Marlins.
- Porter made his coaching debut in 2005, when he served as hitting coach for Class-A Greensboro of the South Atlantic League....His first stint as a minor-league manager was in 2006, when he skippered the Marlins' Jamestown club of the New York-Penn League to a 33-39 record.
- During his professional playing career, Porter played in parts of three Major League seasons as an outfielder for the Chicago Cubs (1999), Oakland A's (2000) and Texas Rangers (2001)...He appeared in a total of 89 games and collected his first Major League hit on September 7, 1999 (single), against the Cincinnati Reds at Wrigley Field...He played in two playoff games for Oakland during the 2000 American League Division Series, during which he went 1-for-1 at the plate and recorded a hit off the Yankees' Dwight Gooden.
- The former outfielder was originally selected by the Cubs in the 1993 June draft and hit 113 home runs with 503 RBI and 236 stolen bases in 10 minor league seasons.
- The two-sport athlete attended the University of Iowa where he starred in baseball and football under legendary coach Hayden Fry, earning All-Big 10 honors in both sports and MVP honors on the football team his senior year in 1994...He earned his bachelor's degree in communications studies.
- A native of Newark, NJ, Porter was an outstanding athlete while at Weequahic High School in New Jersey, reaching All-State status in baseball, football and basketball.
- On December 13, 2012, Porter was honored in his home state, as the date was proclaimed "Essex County Bo Porter Day," during which he was presented with the Key to Essex County, the County's highest honor.
- The City of Newark honored Porter again on May 5th, 2016 by renaming Green Acres / St. Peter's Park to Marquis "Bo" Porter Sports Complex.
- On February 2, 2017, the City of Houston recognized the Stacey and Bo Porter S.E.L.F. Foundation for its commitment to enhancing the quality of life of Houstonians by proclaiming that day Stacey and Bo Porter S.E.L.F. Foundation Day.
- The City of Houston also recognized Bo for his countless accomplishments and contributions to the City of Houston and its youth by proclaiming February 7, 2017 Marquis "Bo" Porter Day.
- Porter authored a daily devotional book, "Real Life Empowered," which was released in December 2015... He also regularly participates in motivational speaking engagements and corporate leadership training seminars.
- He authored a second book, "The End Game," which was released in November of 2016...The End Game looks at the impact of sports in four fundamental concepts:
  - "The REason" we play sports.
  - "The REsponsibility" of participating parties and how they impact the development of those playing sports.
  - "The REality" of a career in sports.
  - "The REwards" that one can achieve from playing sports.
- In July of 2012, Bo and Stacey established the Bo Porter SELF Foundation (Sports, Education, Life Skills, Faith) in Houston, which provides and supports programs that are dedicated to improving and impacting lives of underprivileged and underserved youth and communities through sports, education, life skills and faith...SELF partners with HISD to foster the afterschool programs for middle school-age children.
- Bo and his wife Stacey reside in Houston, Texas, with their son, Bryce.

## GREG WALKER Special Advisor to Baseball Operations

- The 2017 season marks Greg Walker's sixth in the organization and his third as a special advisor to baseball operations...Walker served his first three seasons (2012-14) as the Braves' Major League hitting coach.
- In his role, Walker's primary responsibility has him working with the organization's minor league hitters during spring training, as well as traveling to some of the Club's minor league facilities during the regular season.
- Walker originally joined the organization in 2012 and his presence was immediately felt, as former Braves outfielder Jason Heyward had a resurgent campaign after playing through an injury-plagued sophomore season in 2011...Heyward played in a team-high 158 games and posted career highs in runs (93), doubles (30), home runs (27) and RBI (82), while also swiping a career-best 21 bases...In his second season as Atlanta's hitting coach, the 2013 Braves led the National League in home runs (181) and ranked second in the circuit in walks (542) and slugging percentage (.402).
- Prior to joining the organization, Walker served as the hitting coach for the Chicago White Sox for eight-and-a-half seasons, from May 2003 through the 2011 season...He also worked as the hitting coach for Chicago's Triple-A Charlotte affiliate in 2002 and '03.
- Walker was a member of the American League All-Star coaching staff in 2006, when the Sox led the majors in home runs (236), slugging percentage (.464) and batting average with runners in scoring position (.307), while ranking third in runs scored (868) and fifth in overall batting average (.280)...The 2006 Sox also featured four players with 30-or-more home runs, making them just the third team in A.L. history to accomplish that feat... Under Walker's guidance, the Sox again led the majors in home runs in 2008, with 235.
- As a player, Walker posted a .260 career batting average with 113 home runs and 444 RBI in 855 games over a nine-year career (1982-90) with the White Sox and Baltimore Orioles.
- He was originally drafted by the Philadelphia Phillies in 1977 and was later selected by the White Sox in the Rule 5 Draft in 1979.
- Walker made his Major League debut with a pinch-hit single on September 16, 1982...In 1984 he posted a career-high .294 batting average, with 24 home runs and 75 RBI, followed by 24 homers and 92 RBI in 1985... He established career highs of 27 home runs and 94 RBI in 1987.
- He led the A.L. in games played (163) in 1985 and annually ranked among the league leaders in fielding percentage by first basemen....On July 30, 1988, he suffered a life-threatening seizure during batting practice and missed the remainder of the season...He returned to play in 77 games in 1989.
- Walker was the White Sox 1986 nominee for the Roberto Clemente Award and he received the Chicago Baseball Writers' "Good Guy" Award at their January 1990 Diamond Dinner.
- Greg is a native of Douglas, Ga., and still makes his home there with his wife Carman...They have three daughters: Kaycee, Leigh Ann and Lauren....He played baseball and football at Coffee High School and enjoys golf, hunting and fishing.



## FRED McGRUFF Special Advisor to Baseball Operations

- Fred McGruff, a familiar face within the Braves organization, made his return to the Club in February of 2015 in a support role after spending the 2014 season as a consultant for the Toronto Blue Jays.
- In his role, McGruff attends Major League spring training as an instructor and during the regular season he primarily focuses on professional scouting.
- McGruff also held an advisory role for four seasons, from 2007 to 2010, with the Tampa Bay Rays.
- The former first baseman and five-time All-Star enjoyed parts of five seasons with the Braves from 1993 to 1997, which included a World Series Championship in 1995.
- McGruff played for six different organizations (San Diego, Tampa Bay, Chicago-NL, Los Angeles-NL and Toronto) during his 19-year career (1986-2004) and posted a .284 career batting average, with 493 home runs and 1,550 RBI.
- Fred, 53, resides in Tampa, Fla., with his wife Veronica and two children, Erick and Ericka.



# ANDRUW JONES

Special Assistant to Baseball Operations

- The 2017 season marks Andruw Jones' second as a special assistant to baseball operations after being named to the position in February 2016 following the conclusion of his playing career.
- In his role, Jones instructs and assists minor-league outfielders during the spring and regular seasons, as well as assisting with Major League workouts during spring training...He also consults on trades with the baseball operations staff.
- The position is Jones' first in a front office capacity after officially retiring from Major League Baseball in 2016, following a career that spanned over two decades...The former outfielder was a five-time All-Star and 10-time Gold Glove winner, winning the award in each season from 1998-2007.

- Signed by the Braves as an amateur free agent in 1993, Jones spent 14 years in the Atlanta organization, including 12 at the Major League level...He stroked a franchise-record 51 home runs in 2005 on his way to the National League's Hank Aaron Award and a second-place finish in N.L. MVP voting.
- Jones spent time with five different Major League organizations (Atlanta, Los Angeles-NL, Texas, Chicago-AL and New York-AL) and played two years with the Rakuten Golden Eagles of the Japan Pacific League during his 21-year playing career (1994-2014)... A career .254 hitter in the majors, he totaled 434 home runs and 1,289 RBI in 2,196 games.
- Jones, 39, lives in Atlanta with his wife Nicole and their children, Madison and Drew.



# CHIPPER JONES

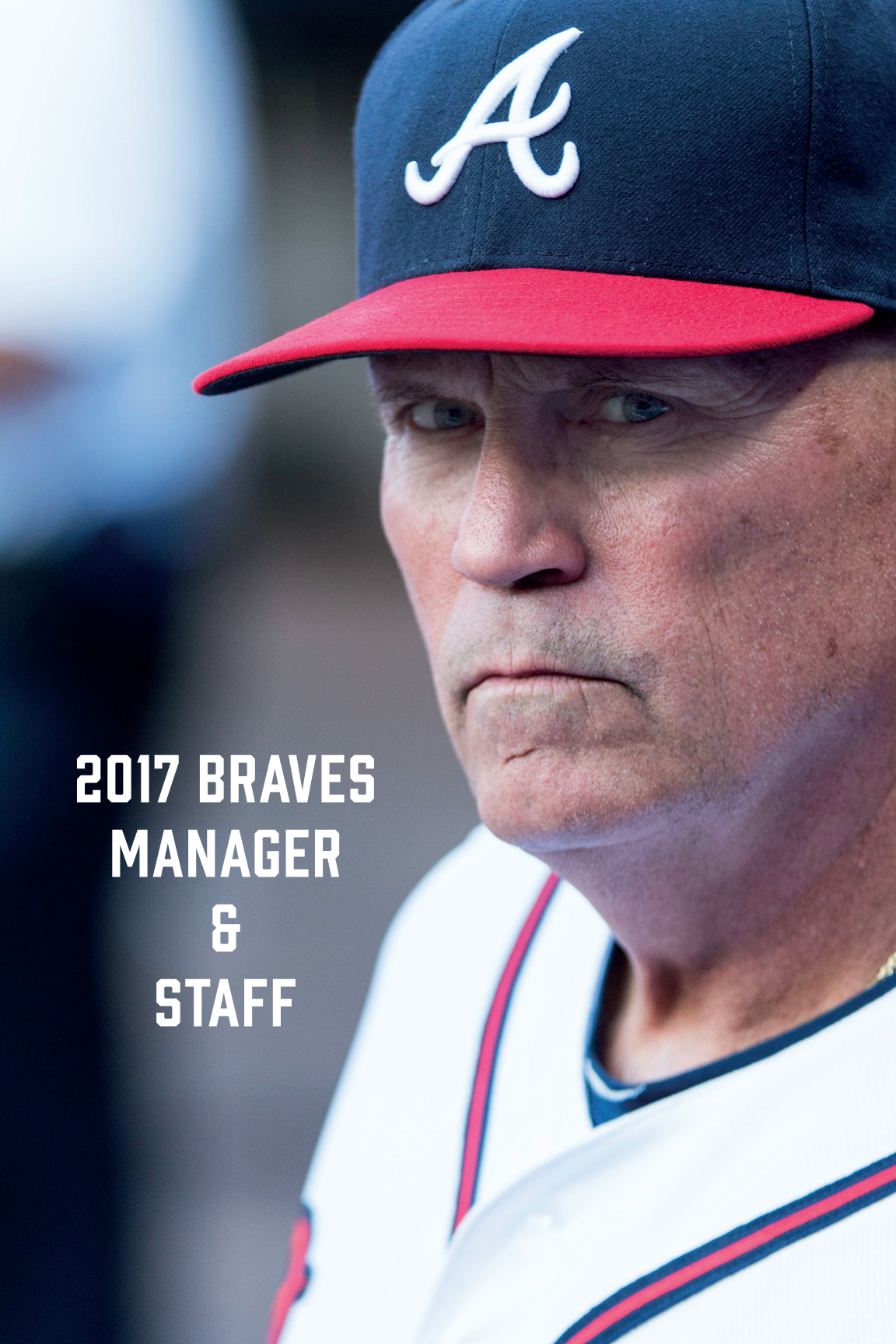
Special Assistant to Baseball Operations

- Following a playing career that lasted 19 Major League seasons with the Atlanta Braves, Chipper Jones joined Atlanta's baseball operations department in a special assistant role prior to the 2016 season.
- In his role, Jones consults with the baseball operations staff on trades and free-agent acquisitions and evaluates Braves minor league players during spring training and the regular season...He also assists with player evaluations leading into the Major League Baseball amateur draft.

- The 1999 National League MVP and 2008 N.L. Batting Champion had his uniform No. 10 retired and was inducted into the Atlanta Braves Hall of Fame in July of 2013...His complete bio can be found on pages 414 and 415 of the media guide.
- Chipper, 44, resides in Atlanta with his wife Taylor and their son Cutler Ridge and his stepson, Bryson...He has four other children, Larry Wayne Jones III (Trey), Shea, Triston and Matthew.








**2017 BRAVES  
MANAGER  
&  
STAFF**





# BRIAN SNITKER

# 43

## MANAGER

Full Name: **Brian Gerald Snitker**

Height: **6-1**

Weight: **190**

DOB: **October 17, 1955**

Opening Day Age: **61**

Born: **Decatur, IL**

Resides: **Marietta, GA**

Seasons as Braves Manager: **2nd**

Seasons as a Major League Manager: **2nd**

- The 2017 campaign marks Brian Snitker's first full season as Braves skipper...He originally took the helm on an interim basis on May 17, 2016...He was formally announced as Atlanta's manager for the 2017 season on October 11, 2016.
- This is his 41st season as a member of the Braves organization...Snitker joined the organization in 1977 as a non-drafted free agent and has served in a variety of roles over the last 40 years.
- He spent seven seasons as the Major League club's third base coach, from 2007 to 2013...Also had two stints with the Major League staff as the bullpen coach in 1985 and from 1988 to 1990.
- Began the 2016 season as the manager at Triple-A Gwinnett before joining the Braves in Pittsburgh for his first game, a 12-9 loss, on May 17...He earned his first win the next day against the Pirates and his first home win came on May 27 vs. Miami.
- Atlanta was 9-28 when Snitker took over in 2016...The team went 59-65 (.476) over the final 124 games, the seventh-best mark in the NL... Only the five NL playoff teams and St. Louis were better over that time frame.
- The Braves went 37-35 (.514) after the All-Star break and were one of six NL teams to finish the second half over .500.
- Atlanta went 20-10 in its final 30 games and won 12 of its last 14 games to close out the season (outscored the opposition 74-45 in the final 14 contests).
- Starting with a two-game sweep at Minnesota on July 26-27, the Braves went 35-27 (.565) over their final 62 games...That winning percentage tied for the sixth best record in the majors over that time frame and in the NL, only Chicago (.698) and Washington (.587) had a better mark.
- Atlanta went 18-16 at home after the All-Star break and won 13 of its final 19 at Turner Field.
- The 2016 campaign marked Snitker's third season at Triple-A Gwinnett and his 20th season as a minor-league manager, all with the Braves organization.
- In 19-plus seasons as a minor-league manager, he compiled an overall record of 1,301-1,309 (.498).
- Has managed at Triple-A (Gwinnett, 2014-16; Richmond, 2006), Double-A (Mississippi, 2005; Greenville, 2002-04), High-A (Myrtle Beach, 1999-2001), Single-A (Macon, 1997-98, 1992; Durham, 1987 and 1983-84, Sumter, 1986, Anderson, 1982) and Rookie Level (Danville, 1996).
- Five of his minor-league clubs advanced to postseason play, and he won two league titles (back-to-back championships with Myrtle Beach in 1999-2000) and two league Manager of the Year Awards (also in the Carolina League in 1999-2000).
- Began his coaching career as a roving instructor for the Braves in 1981...Was originally hired by Hank Aaron.
- He took his first managerial job in 1982 with Anderson of the South Atlantic League.
- He served as a coach in the Atlanta farm system for three seasons, 1993 and 1994 (Danville) and 1995 (Durham).
- The former catcher played four seasons (1977-80) in the minors before retiring at the conclusion of the 1980 season.
- Born October 17, 1955 in Decatur, Illinois. Graduated from Macon (Ill.) High School and played college baseball at the University of New Orleans.
- Brian and his wife Veronica reside in Marietta, Ga... They have two children, Erin and Troy, and two grand children...Troy was drafted by Atlanta in the 19th round of the 2011 draft.

## COMPLETE RECORD

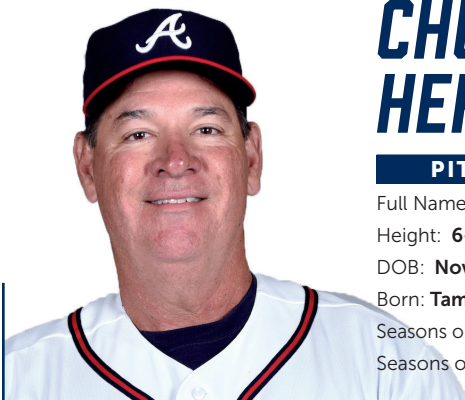
Year	Club	AVG	G	AB	R	H	2B	3B	HR	RBI	SH	SF	HP	BB	SO	SB-CS	OBP	SLG	E
1977	Kingsport	.270	55	163	28	44	7	1	8	33	6	3	2	19	33	8-4	.348	.472	7
1978	Richmond	.333	6	12	1	4	0	0	0	3	0	0	0	1	4	0-0	.385	.333	0
	Savannah	.236	15	55	3	13	1	0	1	3	1	0	0	6	9	0-0	.311	.309	4
	Greenwood	.286	50	168	32	48	9	0	5	32	0	4	2	22	38	1-0	.367	.429	5
	Kinston	.222	14	45	1	10	2	0	0	2	0	0	1	3	14	0-0	.286	.267	7
1979	Savannah	.255	75	259	26	66	10	1	8	30	2	0	0	12	50	1-1	.288	.394	1
1980	Savannah	.162	18	68	5	11	2	0	1	6	0	1	2	4	11	0-0	.227	.235	14
	Durham	.200	3	10	0	2	0	1	0	3	0	0	1	0	0	0-0	.273	.400	1
<b>Minors Totals</b>		<b>.254</b>	<b>236</b>	<b>780</b>	<b>96</b>	<b>198</b>	<b>31</b>	<b>3</b>	<b>23</b>	<b>112</b>	<b>9</b>	<b>8</b>	<b>8</b>	<b>67</b>	<b>159</b>	<b>10-5</b>	<b>.316</b>	<b>.390</b>	<b>42</b>

Bold indicates led league; #Injury rehabilitation assignment.

## MANAGERIAL RECORD

Year	Club / League	Overall		Pos.	Vs. Division		Extra Innings	
		W-L	Pct.		W-L	Pct.	W-L	Pct.
1982	Atlanta/Anderson (A)	72-70	.507	3rd	---	---	---	---
1983	Atlanta/Durham (A)	59-78	.431	3rd	---	---	---	---
1984	Atlanta/Durham (A)	68-72	.486	3rd	---	---	---	---
1986	Atlanta/Sumter (A)	77-60	.562	2nd	---	---	---	---
1987	Atlanta/Durham (A)	65-75	.464	4th	---	---	---	---
1992	Atlanta/Macon (A)	58-81	.417	6th	---	---	---	---
1996	Atlanta/Danville @	37-29	.561	2nd	---	---	---	---
1997	Atlanta/Macon (A)	80-60	.571	1st	---	---	---	---
1998	Atlanta/Macon (A)	69-72	.489	1st	---	---	---	---
1999	Atlanta/Myrtle Beach (A+)	79-60	.568	2nd	---	---	---	---
2000	Atlanta/Myrtle Beach (A+)	88-52	.629	1st	---	---	---	---
2001	Atlanta/Myrtle Beach (A+)	71-67	.514	2nd	---	---	---	---
2002	Atlanta/Greenville (AA)	65-69	.485	3rd	---	---	---	---
2003	Atlanta/Greenville (AA)	68-70	.493	3rd	---	---	---	---
2004	Atlanta/Greenville (AA)	63-76	.453	5th	---	---	---	---
2005	Atlanta/Mississippi (AA)	64-68	.485	3rd/4th	---	---	---	---
2006	Atlanta/Richmond (AAA)	57-86	.399	4th	---	---	---	---
2014	Atlanta/Gwinnett (AAA)	65-77	.458	2nd	---	---	---	---
2015	Atlanta/Gwinnett (AAA)	77-67	.535	2nd	---	---	---	---
2016	Atlanta/Gwinnett (AAA)*	19-20	.487	---	---	---	---	---
	Atlanta/National (MLB)*	59-65	.476	5th	31-26	.544	9-5	.643
<b>Minors Totals</b>		<b>1301-1309</b>	<b>.498</b>		---	---	---	---
<b>Majors Totals</b>		<b>59-65</b>	<b>.476</b>		<b>31-26</b>	<b>.544</b>	<b>9-5</b>	<b>.643</b>

\*Began managing Atlanta on May 17...Gwinnett was in 2nd place when he left



# CHUCK HERNÁNDEZ

# 33

## PITCHING COACH

Full Name: **Carlo Amado Hernández**

Height: **6-3**

Weight: **200**

DOB: **November 11, 1960**

Opening Day Age: **56**

Born: **Tampa, FL**

Resides: **Tampa, FL**

Seasons on the Braves Coaching Staff: **1st**

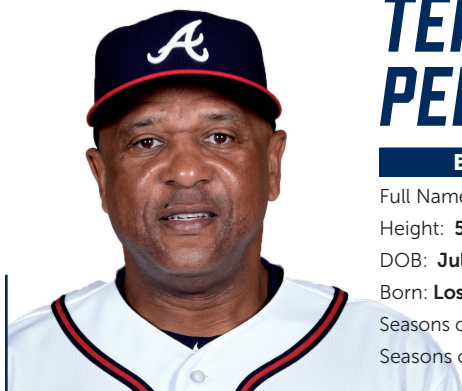
Seasons on a Major League Coaching Staff: **15th**

- The 2017 campaign will mark Chuck Hernández's second with the Braves organization and his first as the club's Major League pitching coach...It will also mark his 32nd season in a coaching capacity.
- He served as the Braves' minor league roving pitching coordinator in 2016.
- Hernández, 56, joined the organization in 2016 after spending the previous three seasons (2013-15) as the Major League pitching coach with the Miami Marlins, where he guided the staff to its two best single-season ERA finishes in franchise history in 2013 (3.71) and 2014 (3.78).
- Returned to the MLB coaching ranks in 2013 after spending the previous two seasons (2011-12) as an assistant coach at the University of South Florida.
- Served as pitching coach for the GCL Phillies in the 2010 season and helped guide the Club to a 3.44 team ERA and a GCL Championship.
- Spent the 2009 campaign as bullpen coach for the Cleveland Indians.
- From 2006 to '08, he served as pitching coach for the Detroit Tigers, a role that saw him handle a staff that included AL Rookie of the Year Justin Verlander in 2006...In his first season, saw the pitching staff compile a 3.84 ERA and helped the club to the 2006 World Series (lost 4-1 to St. Louis).
- On staff with the Tampa Bay Devil Rays for nine seasons, holding the position of Major League pitching coach in 2004 and 2005, and serving as a coach in the Rays' minor league system from 1997-2003.
- Spent 11 seasons (1986-96) as a Major and Minor League coach with the California Angels, serving time with Single-A Palm Springs (1986), Double-A Midland (1987), and Triple-A Edmonton (1988-90)...Also served as a roving pitcher instructor in 1991...Joined the Major League staff in 1992 and was named as pitching coach at just 31 years of age. He remained with the club through 1996.
- Began his minor league coaching career in 1985 with the Gulf Coast White Sox.
- Drafted by the Oakland A's in the 28th round of the 1978 June free agent draft but did not sign. The following season, was selected in the first round (25th overall) by the New York Yankees out of Hillsborough Community College (FL). Playing career ended in 1983 after five seasons.
- Hernández and his wife Donna have two sons, CJ and Cody, and reside in Tampa, Fla.

## COMPLETE RECORD

Year	Club	W-L	ERA	G	GS	CG	SHO	SV	IP	H	R	ER	HR	HB	BB	SO	WP	BK
1979	Fort Lauderdale	5-7	2.56	20	16	4	2	0	95.0	73	34	27	1	7	84	63	5	0
1980	Greensboro	4-6	6.16	17	14	1	0	0	73.0	64	58	50	3	5	73	57	1	4
1980	Fort Lauderdale	0-1	18.00	1	1	0	0	0	2.0	2	4	4	0	1	4	1	2	0
1981	Greensboro	1-1	3.18	5	4	0	0	0	17.0	19	11	6	0	1	16	13	2	0
	Oneonta	4-2	4.50	11	10	2	1	0	50.0	46	33	25	4	3	56	53	8	1
1982	Fort Lauderdale	6-9	3.83	18	18	4	2	0	115.0	99	55	49	9	3	64	58	6	2
1983	Nashville	1-2	6.00	5	5	0	0	0	24.0	27	19	16	2	1	17	14	3	1
1983	Appleton	6-5	4.41	15	15	1	0	0	83.2	79	45	41	7	2	47	73	4	2
<b>Minors Totals</b>		<b>27-33</b>	<b>4.27</b>	<b>92</b>	<b>83</b>	<b>12</b>	<b>5</b>	<b>0</b>	<b>459.2</b>	<b>409</b>	<b>259</b>	<b>218</b>	<b>26</b>	<b>23</b>	<b>361</b>	<b>332</b>	<b>31</b>	<b>10</b>

**Bold indicates led league; #Injury rehabilitation assignment.**



# TERRY PENDLETON

# 9

## BENCH COACH

Full Name: **Terry Lee Pendleton**

Height: **5-9**

Weight: **200**

DOB: **July 16, 1960**

Opening Day Age: **56**

Born: **Los Angeles, CA**

Resides: **Duluth, GA**

Seasons on the Braves Coaching Staff: **16th**

Seasons on a Major League Coaching Staff: **16th**

- Terry Pendleton is in his 16th season on the Braves' coaching staff and his second as bench coach...He moved into his current role in May 2015, when Brian Snitker was named as manager.
- Pendleton previously served five-plus seasons (2011-16) as the club's first base coach and was the hitting coach for nine seasons, from 2002 to 2010.
- In 2008, under Pendleton's guidance, Chipper Jones led the majors with a .364 batting average to become the first Brave to win the N.L. batting title since Pendleton himself won in 1991.
- In 2005, Pendleton was instrumental in outfielder Andruw Jones' MVP-caliber season, as Jones adopted a new batting stance and established a Braves' franchise record with 51 home runs.
- In his second season as Braves' hitting coach in 2003, the team established franchise bests in home runs (235), hits (1,608), doubles (321) and slugging percentage (.475) and had the highest team batting average in Atlanta history (.284).
- Pendleton was named to the Braves staff in November 2001, after enjoying a 15-year Major League playing career.
- He was selected the N.L. Most Valuable Player in 1991 and was an All-Star third baseman in 1992 while playing for the Braves.
- A switch-hitter, Pendleton batted .287 with 71 home runs and 322 RBI in 593 games for Atlanta and .270 with 140 homers and 946 RBI in 1,893 games overall with the St. Louis Cardinals, Braves, Florida Marlins, Cincinnati Reds and Kansas City Royals.
- He was a three-time recipient of the Rawlings Gold Glove Award (in 1987 and 1989 with St. Louis and in 1992 with Atlanta).
- Signed as a free agent in December of 1990 by general manager John Schuerholz, Pendleton played for the Braves from 1991 through 1994 and in part of 1996.
- In 1991 he batted an NL-best .319 with 22 home runs and 86 RBI...He tied for the league lead with 303 total bases, helping him earn the N.L. MVP Award, as well as Comeback Player of the Year honors.
- He was voted an All-Star starter in 1992, hitting .296 with 13 home runs and 51 RBI before the break and finishing the year with a .311 average, 21 homers and a career-high 105 RBI to lead the Braves to another pennant. He led the N.L. with a .387 average with runners in scoring position and had a career-best 199 hits, a franchise record for third basemen.
- Pendleton signed with the Marlins as a free agent in April 1995.
- Florida traded him back to Atlanta in exchange for outfielder Roosevelt Brown in August 1996.
- Pendleton was signed as a free agent by the Reds in January 1997 and the Royals in January 1998.
- He retired as a player the following December.
- Pendleton played collegiate baseball at Oxnard (Calif.) Community College and Fresno State University...He was selected by the Cardinals in the seventh round of the 1982 June draft after an All-America campaign at Fresno State.
- He was inducted into the California Community College Athletic Association Hall of Fame in March 2016.
- Terry and his wife Catherine reside in Duluth, Ga., with their three children: Stephanie, Terry and Trinity.



COMPLETE RECORD

Year	Club	AVG	G	AB	R	H	2B	3B	HR	RBI	SH	SF	HP	BB	SO	SB	CS	E
1982	Johnson City	.320	43	181	38	58	14	4	4	27	0	2	0	12	28	13	2	17
	St. Petersburg	.261	20	69	4	18	2	1	1	7	0	0	0	2	18	1	2	2
1983	Arkansas	.276	48	185	29	51	10	3	4	20	0	1	1	9	26	7	3	7
	Louisville	.297	91	330	52	98	23	5	4	44	1	3	0	24	51	6	7	10
1984	St. Louis	.324	67	262	37	85	16	3	1	33	0	5	0	16	32	20	5	13
	St. Louis	.240	149	559	56	134	16	3	5	69	3	3	0	37	75	17	12	18
1986	St. Louis	.239	159	578	56	138	26	5	1	59	6	7	1	34	59	24	6	20
1987	St. Louis	.286	159	583	82	167	29	4	12	96	3	9	2	70	74	19	12	26
1988	St. Louis	.253	110	391	44	99	20	2	6	53	4	3	2	21	51	3	3	12
1989	St. Louis	.264	162	613	83	162	28	5	13	74	2	2	0	44	81	9	5	15
1990	St. Louis	.230	121	447	46	103	20	2	6	58	0	6	1	30	58	7	5	19
1991	Atlanta	.319	153	586	94	187	34	8	22	86	7	7	1	43	70	10	2	24
1992	Atlanta	.311	160	640	98	199	39	1	21	105	5	7	0	37	67	5	2	19
1993	Atlanta	.272	161	633	81	172	33	1	17	84	3	7	3	36	97	5	1	19
1994	Atlanta	.252	77	309	25	78	18	3	7	30	3	0	0	12	57	2	0	11
	Greenville#	.500	2	6	0	3	1	0	0	2	0	0	0	0	1	0	0	1
1995	Florida	.290	133	513	70	149	32	1	14	78	0	4	2	38	84	1	2	18
1996	Florida	.251	111	406	30	102	20	1	7	58	1	5	3	26	75	0	2	12
	Atlanta	.204	42	162	21	33	6	0	4	17	0	0	0	15	36	2	1	7
1997	Indianapolis#	.167	4	12	2	2	0	0	0	2	0	1	0	4	1	0	0	0
	Cincinnati	.248	50	113	11	28	9	0	1	17	0	0	0	12	14	2	1	3
1998	Kansas City	.257	79	237	17	61	10	0	3	29	0	2	0	15	49	1	0	2
	Omaha#	.360	7	25	2	9	4	0	1	6	0	0	0	4	3	0	0	0
Minor Totals		.296	215	808	127	239	54	13	14	108	1	7	1	55	128	27	14	37
Atlanta Totals		.287	593	2330	319	669	130	13	71	322	18	21	4	143	327	24	6	80
Major Totals		.270	1893	7032	851	1897	356	39	140	946	37	67	15	486	979	127	59	238

Bold indicates led league; #Injury rehabilitation assignment.

DIVISION SERIES RECORD

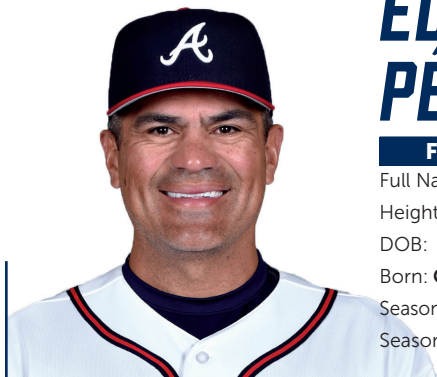
Year	Club, Opp.	AVG	G	AB	R	H	2B	3B	HR	RBI	SH	SF	HP	BB	SO	SB	CS	E
1996	Atl. vs. LA	.000	1	1	0	0	0	0	0	0	0	0	0	0	0	0	0	0

LEAGUE CHAMPIONSHIP SERIES RECORD

Year	Club, Opp.	AVG	G	AB	R	H	2B	3B	HR	RBI	SH	SF	HP	BB	SO	SB	CS	E
1985	StL. vs. LA	.208	6	24	2	5	1	0	0	4	0	0	0	1	3	0	1	1
1987	StL. vs. SF	.211	6	19	3	4	0	1	0	1	0	0	0	0	6	0	0	0
1991	Atl. vs. Pit.	.167	7	30	1	5	1	1	0	1	0	0	0	1	3	0	0	0
1992	Atl. vs. Pit.	.233	7	30	2	7	2	0	0	3	0	0	0	0	2	0	0	0
1993	Atl. vs. Phi.	.346	6	26	4	9	1	0	1	5	0	0	0	0	2	0	0	0
1996	Atl. vs. StL	.000	6	6	0	0	0	0	0	0	0	0	0	1	3	0	0	0
L.C.S. Totals		.222	38	135	12	30	5	2	1	14	0	0	0	3	19	0	1	1

WORLD SERIES RECORD

Year	Club, Opp.	AVG	G	AB	R	H	2B	3B	HR	RBI	SH	SF	HP	BB	SO	SB	CS	E
1985	StL. vs. KC	.261	7	23	3	6	1	1	0	3	0	0	0	3	2	0	0	1
1987	StL. vs. Min.	.429	3	7	2	3	0	0	0	1	1	0	0	1	1	2	0	0
1991	Atl. vs. Min.	.367	7	30	6	11	3	0	2	3	0	0	0	3	1	0	0	2
1992	Atl. vs. Tor.	.240	6	25	2	6	2	0	0	2	0	1	0	1	5	0	0	0
1996	Atl. vs. NYY	.222	4	9	1	2	1	0	0	0	0	0	0	1	1	0	1	0
W.S. Totals		.298	27	94	14	28	7	1	2	9	1	1	0	9	10	2	1	3



# EDDIE PÉREZ

# 12

## FIRST BASE COACH

Full Name: **Eduardo Rafael Pérez**

Height: **6-1**

Weight: **220**

DOB: **May 4, 1968**

Opening Day Age: **48**

Born: **Ciudad Ojeda, Venezuela** Resides: **Duluth, GA**

Seasons on the Braves Coaching Staff: **11th**

Seasons on a Major League Coaching Staff: **11th**

- After concluding a 20-year playing career in 2006, Eddie Pérez opened a new chapter in his baseball life in 2007...He is now in his 11th season on the Braves' staff and is in his second season as first base coach.
- He served as Atlanta's bullpen coach from 2007 until May 2015, when he moved to first base under manager Brian Snitker.
- Pérez played 11 seasons at the Major League level, including nine with the Braves.
- He played 18 of his 20 professional seasons in the Braves organization.
- The former catcher began his career with Bradenton in 1987 and reached the majors in 1995, the year Atlanta won the World Series.
- Pérez was on seven postseason squads for Atlanta (1995-99, 2001, 2004) and played in 30 postseason games...His .464 (13-for-28) batting average in National League Championship Series competition is the highest ever for a catcher (minimum 25 at-bats).
- Pérez batted .500 (10-for-20) in the 1999 NLCS vs. the New York Mets and claimed series MVP honors.
- Pérez spent the 2002 season with the Cleveland Indians and played with the Milwaukee Brewers in 2003 before re-joining the Braves in 2004.
- Right shoulder tendinitis plagued Pérez throughout the 2005 season, and he spent the entire 2006 campaign at Double-A Mississippi... He was limited to just 13 games in 2006, but spent much of his time assisting M-Braves Manager Jeff Blauser.
- Pérez, who became a U.S. citizen in August 2014, attended Doctor Raul Cuenca High School in Ciudad Ojeda, Venezuela, where he played volleyball and baseball.
- He and his wife, Marisol, have one daughter, Mariel, and one son, Andres Eduardo, and reside in Duluth, Ga.



## COMPLETE RECORD

Year	Club	AVG	G	AB	R	H	2B	3B	HR	RBI	SH	SF	HP	BB	SO	SB	CS	E
1987	Bradenton	.202	31	89	8	18	1	0	1	5	1	1	1	8	14	0	0	4
1988	Burlington	.231	64	186	14	43	8	0	4	19	2	1	0	10	33	1	0	11
1989	Sumter	.232	114	401	39	93	21	0	5	44	4	5	5	44	68	2	6	16
1990	Sumter	.179	41	123	11	22	7	1	3	17	3	1	2	14	18	0	0	3
	Durham	.237	31	93	9	22	1	0	3	10	0	1	1	1	12	0	0	3
1991	Durham	.271	92	277	38	75	10	1	9	41	2	3	3	17	33	0	3	8
	Greenville	.250	1	4	0	1	0	0	0	0	0	0	0	0	1	0	0	0
1992	Greenville	.229	91	275	28	63	16	0	6	41	1	4	2	24	41	3	3	14
1993	Greenville	.333	28	84	15	28	6	0	6	17	0	2	0	2	8	1	0	3
1994	Richmond	.260	113	388	37	101	16	2	9	49	3	6	3	18	47	1	1	12
1995	Richmond	.265	92	324	31	86	19	0	5	40	1	2	2	12	58	1	2	7
	Atlanta	.308	7	13	1	4	1	0	1	4	0	0	0	0	2	0	0	0
1996	Atlanta	.256	68	156	19	40	9	1	4	17	0	2	1	8	19	0	0	3
1997	Atlanta	.215	73	191	20	41	5	0	6	18	1	2	2	10	35	0	1	5
1998	Atlanta	.336	61	149	18	50	12	0	6	32	1	0	2	15	28	1	1	2
1999	Atlanta	.249	104	309	30	77	17	0	7	30	4	3	6	17	40	0	1	5
2000	Atlanta	.182	7	22	0	4	1	0	0	3	0	0	0	0	2	0	0	1
2001	Greenville#	.342	10	38	7	13	2	0	4	5	0	0	1	0	9	0	0	1
	Atlanta	.300	5	10	0	3	0	0	0	0	0	0	0	0	2	0	0	0
2002	Cleveland	.214	42	117	6	25	9	0	0	4	2	0	1	5	25	0	0	3
2003	Milwaukee	.271	107	350	26	95	17	1	11	45	6	2	0	17	47	0	1	6
2004	Atlanta	.229	74	170	14	39	12	0	3	13	3	1	3	11	29	0	0	3
2005	Atlanta	.211	16	38	3	8	2	0	2	6	0	0	0	1	5	0	0	0
Minor Totals		.248	708	2282	237	565	107	4	55	288	17	26	20	150	342	9	15	82
A.L. Totals		.214	42	117	6	25	9	0	0	4	2	0	1	5	25	0	0	3
N.L. Totals		.256	522	1408	131	361	76	2	40	168	15	10	14	79	209	1	4	25
Atlanta Totals		.251	415	1058	105	266	59	1	29	123	9	8	14	62	162	1	3	19
Major Totals		.253	564	1525	137	386	85	2	40	172	17	10	15	84	234	1	4	28

Bold indicates led league; #Injury rehabilitation assignment.

## DIVISION SERIES RECORD

Year	Club, Opp.	AVG	G	AB	R	H	2B	3B	HR	RBI	SH	SF	HP	BB	SO	SB	CS	E
1995	Atl. vs. Col.					Did Not Appear												
1996	Atl. vs. LA	.333	1	3	0	1	0	0	0	0	0	0	0	0	0	0	0	0
1997	Atl. vs. Hou.	.000	1	3	0	0	0	0	0	0	0	0	0	0	1	0	0	0
1998	Atl. vs. Chi.	.200	1	5	1	1	0	0	1	4	0	0	0	0	2	0	0	0
1999	Atl. vs. Hou.	.250	4	16	1	4	0	0	0	3	0	1	0	0	3	0	0	0
2001	Atl. vs. Hou.					Did Not Appear												
2004	Atl. vs. Hou.	.000	3	3	0	0	0	0	0	0	0	0	0	0	1	0	0	0
D.S. Totals		.222	10	30	2	6	0	0	1	7	0	1	0	0	7	0	0	0

## LEAGUE CHAMPIONSHIP SERIES RECORD

Year	Club, Opp.	AVG	G	AB	R	H	2B	3B	HR	RBI	SH	SF	HP	BB	SO	SB	CS	E
1995	Atl. vs. Cin.					Did Not Appear												
1996	Atl. vs. StL.	.000	4	1	0	0	0	0	0	0	0	0	0	1	0	0	0	0
1997	Atl. vs. Fla.	.000	2	3	0	0	0	0	0	0	0	0	0	0	0	0	0	0
1998	Atl. vs. SD	.750	3	4	0	3	0	0	0	0	1	0	0	0	0	0	0	0
1999	Atl. vs. NYM	.500	6	20	2	10	2	0	2	5	2	0	0	1	3	0	0	0
2001	Atl. vs. Ari.					Did Not Appear												
L.C.S. Totals		.464	15	28	2	13	2	0	2	5	3	0	0	2	3	0	0	0

## WORLD SERIES RECORD

Year	Club, Opp.	AVG	G	AB	R	H	2B	3B	HR	RBI	SH	SF	HP	BB	SO	SB	CS	E
1995	Atl. vs. Cle.					Did Not Appear												
1996	Atl. vs. NYN	.000	2	1	0	0	0	0	0	0	0	0	0	0	0	0	0	0
1999	Atl. vs. NYN	.125	3	8	0	1	0	0	0	0	0	0	0	1	3	0	0	0
W.S. Totals		.111	5	9	0	1	0	0	0	0	0	0	0	1	3	0	0	0

## MAJOR LEAGUE FIELDING RECORD

Position	PCT	G	PO	A	E	TC	DP	PB	CS	ATT	PCT	P-OFF
Catcher	.991	501	2789	201	26	3016	34	24	100	365	27%	1
First Base	.979	25	88	4	2	94	10	---	---	---	---	---



# MARTY REED

# 32

## BULLPEN COACH

Full Name: **Martin Edward Reed**

Height: **6-4**

Weight: **215**

DOB: **July 22, 1961**

Opening Day Age: **55**

Born: **Boston, MA**

Resides: **Tampa, FL**

Seasons on the Braves Coaching Staff: **2nd**

Seasons on a Major League Coaching Staff: **2nd**

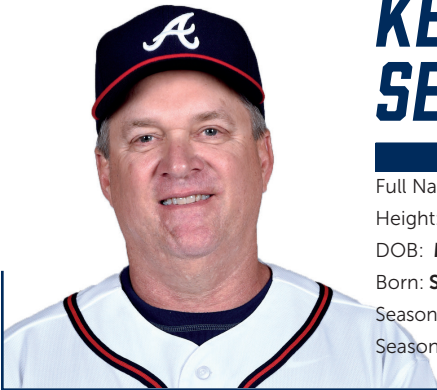
- Marty Reed joined the Atlanta staff in May 2016, under manager Brian Snitker...He previously served five-plus seasons as the pitching coach at Triple-A Gwinnett.
- Reed spent two years (2009-10) as the pitching coach at Double-A Mississippi before joining the Gwinnett staff for the 2011 season.
- In 2015, Reed's Gwinnett pitching staff ranked third in the International League in both ERA (3.18) and WHIP (1.27)...The 2011 G-Braves staff led the IL in both ERA (3.33) and strikeouts (1,223), while also ranking third in shutouts (11)... That 2011 staff featured IL Rookie of the Year and Most Valuable Pitcher, RHP Julio Teheran.
- Before joining the M-Braves, Reed spent 10 years in the Los Angeles Dodgers system, including the last three (2006-08) as their minor league pitching coordinator.
- During the 2005 and 2000-01 seasons, Reed served as the pitching coach at Single-A Vero Beach and from 2002 to 2004 he worked in the same capacity at Double-A Jacksonville.
- Reed's professional coaching career began in 1999 at the Dodgers' rookie-level Great Falls.
- Prior to joining the Dodgers' system, Reed was the head coach of Pfeiffer University from 1996 to 1999 and previous to that he was a member of the University of Tampa coaching staff for seven seasons (1990-96)...While at the University of Tampa, Reed played an integral part in winning back-to-back NCAA Division II championships (1992-93).
- He earned a bachelor's degree in physical education from the University of Tampa.
- A left-handed pitcher, Reed was drafted by the Minnesota Twins (1982) and California Angels (1984).
- He signed with the Angels in 1984 and compiled a record of 49-36 in five minor league seasons.
- He was a two time All-Star (Midwest & Texas Leagues) and his best season was a 16-6 campaign in 1986, when he posted a 3.16 ERA while logging 196 innings and nine complete games to lead the league in both categories.
- Reed, 55, resides in Albemarle, NC, with his wife Donna...They have two sons: Matt and Marty.

## COMPLETE RECORD

Year	Club	W-L	ERA	G	GS	CG	SHO	SV	IP	H	R	ER	HR	HB	BB	SO	WP	BK
1984	Peoria	10-2	3.39	16	16	1	0	0	103.2	92	48	39	5	1	45	42	13	0
1985	Redwood	3-11	5.93	34	16	1	0	1	123.0	142	91	81	7	6	73	50	9	1
1986	Kinston	16-6	3.16	30	30	9	2	0	196.2	177	89	69	10	7	93	98	12	2
1987	Midland	14-8	5.71	26	26	5	0	0	160.2	227	115	102	14	5	52	82	5	3
1988	Midland	4-2	2.78	23	4	1	0	2	58.1	53	19	18	2	4	25	32	3	2
1988	Edmonton	2-7	6.10	11	11	0	0	0	62.0	79	47	42	4	0	28	13	3	3
<b>Minors Totals</b>		<b>49-36</b>	<b>4.49</b>	<b>140</b>	<b>103</b>	<b>17</b>	<b>2</b>	<b>3</b>	<b>704.1</b>	<b>770</b>	<b>409</b>	<b>351</b>	<b>42</b>	<b>23</b>	<b>316</b>	<b>317</b>	<b>45</b>	<b>11</b>

**Bold indicates led league; #Injury rehabilitation assignment.**





# KEVIN SEITZER

# 28

## HITTING COACH

Full Name: **Kevin Lee Seitzer**

Height: **5-11**

Weight: **220**

DOB: **March 26, 1962**

Opening Day Age: **55**

Born: **Springfield, IL**

Resides: **Leawood, KS**

Seasons on the Braves Coaching Staff: **3rd**

Seasons on a Major League Coaching Staff: **8th**

- The 2017 season marks Kevin Seitzer's third on the Braves' coaching staff...He previously served as the hitting coach for the Toronto Blue Jays in 2014.
- Seitzer, 55, served as the hitting coach for the Kansas City Royals for four seasons (2009-12) and the Arizona Diamondbacks for one season (2007).
- Under Seitzer's guidance, the Braves' team batting average has improved each of the last two seasons...In 2016, the club's season batting average went up from .251 to .255, including a .277 mark after the All-Star break, which was good for third in the National League...Atlanta's 342 runs scored after the All-Star break led the N.L. East and ranked fifth in league.
- The Braves' team batting average jumped 10 points from 2014 to 2015 (.241 to .251)...The 2015 Braves led the National League with a rate of per 5.45 plate appearances per strikeout, compared to 4.43 PA/K in 2014 (13th in NL).
- Seitzer enjoyed a 12-year Major League career as a third baseman and first baseman with the Royals (1986-91), Milwaukee Brewers (1992, '93-96), Oakland Athletics (1993) and Cleveland Indians (1996-97).
- He compiled a lifetime batting average of .295, with 285 doubles, 35 triples, 75 home runs and 613 RBI, while hitting .300-or-better in seven different seasons.
- A two-time American League All-Star (1987 and 1995), he finished second in the 1987 A.L. Rookie of the Year balloting to Mark McGwire.
- Seitzer holds the Royals rookie records for hits (207) and walks (80) and his hit total led the league that season as well.
- Seitzer made his Major League debut with the Royals on September 3, 1986, against the Chicago White Sox.
- He had six hits in a game on August 2, 1987 vs. Boston.
- He appeared in the postseason twice with Cleveland, in 1996 and '97, including a World Series trip with the Tribe in 1997.
- A native of Springfield, Ill., he attended Eastern Illinois University and was selected by the Royals in the 11th round of the 1983 draft.
- At Eastern Illinois, Seitzer notched a career .418 batting average...He hit over .400 in each of his three seasons at EIU, playing one season at NCAA Division II and two seasons at NCAA Division I.
- As a freshman, he helped the Panthers finish as the NCAA Division II National Runner-Up, being named to the All-Tournament team.
- He ended his EIU playing days as the career leader in hits, doubles and batting average.
- Seitzer's EIU uniform No. 2 was retired by the school on October 13, 2012, and he was also honored as a Distinguished Alumnus.
- He earned his degree from EIU in 1985.
- Kevin and his wife Beth reside in Leawood, Kan... They have four children.
- Two of his sons have played professionally...Nick (Grafteo) played in the Royals system and Cam is currently in the Rays system.
- Along with former teammate Mike Macfarlane, Seitzer owns and operates Mac-N-Seitz baseball and softball training facility in Kansas City.

## COMPLETE RECORD

Year	Club	AVG	G	AB	R	H	2B	3B	HR	RBI	SH	SF	HP	BB	SO	SB	CS	E
1983	Butte	.345	68	238	60	82	14	1	2	45	4	2	3	46	36	11	6	21
1984	Charleston	.297	141	489	96	145	26	5	8	79	1	6	3	118	70	23	5	50
1985	Fort Myers	.314	90	290	61	91	10	5	3	46	0	5	2	85	30	28	7	9
	Memphis	.348	52	187	26	65	6	2	1	20	1	0	5	25	21	9	3	10
1986	Memphis	.273	4	11	4	3	0	0	0	1	0	0	0	7	1	2	1	1
	Omaha	.319	129	432	86	138	20	11	13	74	1	9	9	89	57	20	13	9
	Kansas City	.323	28	96	16	31	4	1	2	11	0	0	1	19	14	0	0	3
1987	Kansas City	.323	161	641	105	207	33	8	15	83	1	1	2	80	85	12	7	24
1988	Kansas City	.304	149	559	90	170	32	5	5	60	3	3	6	72	64	10	8	26
1989	Kansas City	.281	160	597	78	168	17	2	4	48	4	7	5	102	76	17	8	20
1990	Kansas City	.275	158	622	91	171	31	5	6	38	4	2	2	67	66	7	5	19
1991	Kansas City	.265	85	234	28	62	11	3	1	25	1	1	2	29	21	4	1	11
1992	Milwaukee	.270	148	540	74	146	35	1	5	71	7	9	2	57	44	13	11	12
1993	Oakland	.255	73	255	24	65	10	2	4	27	2	4	1	27	33	4	7	7
	Milwaukee	.290	47	162	21	47	6	0	7	30	1	1	1	17	15	3	0	5
1994	Milwaukee	.314	80	309	44	97	24	2	5	49	4	3	2	30	38	2	1	11
	Beloit#	.333	3	12	3	4	3	0	0	3	0	0	0	0	0	2	0	0
1995	Milwaukee	.311	132	492	56	153	33	3	5	69	5	3	6	64	57	2	0	10
1996	Milwaukee	.316	132	490	74	155	25	3	12	62	5	5	4	73	68	6	1	5
	Cleveland	.386	22	83	11	32	10	0	1	16	0	0	1	14	11	0	0	0
1997	Cleveland	.268	64	198	27	53	14	0	2	24	2	2	0	18	25	0	0	3
<b>Minor Totals</b>		<b>.318</b>	<b>487</b>	<b>1659</b>	<b>336</b>	<b>528</b>	<b>79</b>	<b>24</b>	<b>27</b>	<b>268</b>	<b>7</b>	<b>22</b>	<b>22</b>	<b>370</b>	<b>215</b>	<b>95</b>	<b>35</b>	<b>100</b>
<b>Major Totals</b>		<b>.295</b>	<b>1439</b>	<b>5278</b>	<b>739</b>	<b>1557</b>	<b>285</b>	<b>35</b>	<b>74</b>	<b>613</b>	<b>39</b>	<b>41</b>	<b>35</b>	<b>669</b>	<b>617</b>	<b>80</b>	<b>49</b>	<b>156</b>

Bold indicates led league; #Injury rehabilitation assignment.

## DIVISION SERIES RECORD

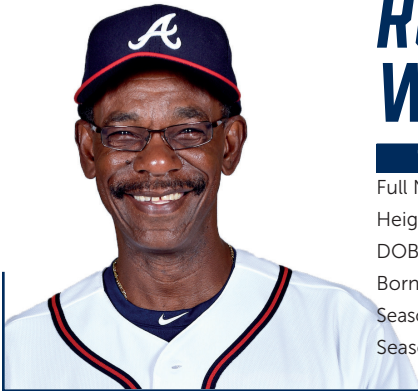
Year	Club, Opp.	AVG	G	AB	R	H	2B	3B	HR	RBI	SH	SF	HP	BB	SO	SB	CS	E
1996	Cle. vs. Bal.	.294	4	17	1	5	1	0	0	4	0	0	0	2	4	1	0	1
1997	Cle. vs. NYY	.000	1	4	0	0	0	0	0	0	0	0	0	0	0	0	0	0
<b>D.S. Totals</b>		<b>.238</b>	<b>5</b>	<b>21</b>	<b>1</b>	<b>5</b>	<b>1</b>	<b>0</b>	<b>0</b>	<b>4</b>	<b>0</b>	<b>0</b>	<b>0</b>	<b>2</b>	<b>4</b>	<b>1</b>	<b>0</b>	<b>1</b>

## LEAGUE CHAMPIONSHIP SERIES RECORD

Year	Club, Opp.	AVG	G	AB	R	H	2B	3B	HR	RBI	SH	SF	HP	BB	SO	SB	CS	E
1997	Cle. vs. Bal.	.000	4	4	0	0	0	0	0	0	1	0	0	1	2	0	0	0

## WORLD SERIES RECORD

Year	Club, Opp.	AVG	G	AB	R	H	2B	3B	HR	RBI	SH	SF	HP	BB	SO	SB	CS	E
1997	Cle. vs. Fla.	.000	1	1	0	0	0	0	0	0	0	0	0	0	0	0	0	0



# RON WASHINGTON

# 37

## THIRD BASE COACH

Full Name: **Ronald Washington**

Height: **5-11**

Weight: **168**

DOB: **April 29, 1952**

Opening Day Age: **64**

Born: **New Orleans, LA**

Resides: **New Orleans, LA**

Seasons on the Braves Coaching Staff: **1st**

Seasons on a Major League Coaching Staff: **22nd**

- In his first season on Atlanta's staff, Ron Washington brings a wealth of experience to the Braves...In addition to coaching third base, he works extensively with Braves infielders.
- After managing the Texas Rangers from 2007 to 2014, Washington returned to the Oakland A's organization as a Major League coach in May 2015...The 2016 season marked his 13th overall year with the A's.
- He began his Major League coaching career in 1996 when he was named as the A's first base coach.
- He moved across the diamond to third base in 1997 and remained there until he was hired by the Rangers following the 2006 season.
- Washington also worked with the A's infielders and Oakland led the American League in fielding in 2004 and 2005 before finishing second in 2006...He was also instrumental in the development of six-time Gold Glove third baseman Eric Chavez.
- Washington was hired as manager by Texas on November 6, 2006 and won more games than any manager in Rangers and Senators history, compiling a 664-611 (.521) record in eight seasons.
- He guided Texas to back-to-back World Series appearances in 2010 and 2011 and the Rangers posted four consecutive 90-win seasons from 2010 to 2013, including a 96-win season in 2011.
- Texas finished first or second in the American League West under Washington for six consecutive seasons from 2008-13.
- The Rangers were 53-87 when he resigned on September 5, 2014.
- He managed the American League All-Star team in 2011 and 2012.
- Washington's coaching career began in 1991 at Tidewater, the Mets Triple-A affiliate in the International League...He spent two seasons there before taking over as manager of New York's Single-A Columbia Bombers of the South Atlantic League.
- In 1993 he guided the Bombers to a 64-77 record and Columbia finished 59-76 in 1994. I
- In 1995, he returned as a coach for the Mets Triple-A affiliate, now at Norfolk.
- The former infielder spent all or parts of 10 seasons in the Major Leagues with Los Angeles, Minnesota, Baltimore, Cleveland and Houston.
- He made his debut with the Dodgers in 1977 and, despite hitting .368 in 10 games, did not return to the majors until 1981 with Minnesota.
- The New Orleans native hit .271 with a career-high 5 HR and 39 RBI in his first full season in the majors in 1982 and he batted a career-high .294 for the Twins in 1984.
- Washington was released by the Twins prior to the 1987 season and played 26 games for Baltimore that year.
- He played 69 games with Cleveland in 1988 and seven games for the Astros in 1989.
- Washington finished his professional playing career with the Texas Rangers Triple-A Oklahoma City farm team in 1990.
- Washington graduated from John McDonogh High School in 1970 and attended Manatee Junior College...He was signed as a free agent by Kansas City out of the Royals Baseball Academy.
- Ron and his wife Geraldine live in New Orleans, La.

# COMPLETE RECORD


Year	Club	AVG	G	AB	R	H	2B	3B	HR	RBI	SH	SF	HP	BB	SO	SB	CS	E
1971	GCL Royals	.291	38	127	29	37	2	6	1	23	1	2	3	9	20	13	1	3
1972	Waterloo	.228	76	241	37	55	3	1	1	30	0	1	5	20	58	42	4	8
1973	Waterloo	.277	85	289	35	80	13	5	6	34	3	1	2	20	45	16	8	29
1974	San Jose	.245	109	425	49	104	16	3	2	41	2	4	3	28	86	51	19	33
1975	Jacksonville	.228	96	267	22	61	7	1	0	20	7	2	2	21	39	18	9	22
1976	Waterbury	.294	115	436	61	128	9	10	4	32	9	1	8	29	45	14	6	26
1977	San Antonio	.278	39	158	24	44	8	4	0	13	1	2	0	14	22	6	1	12
	Albuquerque	.323	85	359	71	116	17	8	8	59	1	5	2	21	44	19	8	33
	Los Angeles (NL)	.368	10	19	4	7	0	0	0	1	0	0	1	0	2	1	1	3
1978	Albuquerque	.344	31	122	26	42	10	3	5	32	2	1	3	4	10	7	2	8
1979	Tidewater	.264	83	273	18	72	13	4	1	26	3	4	4	19	56	4	1	13
	Veracruz	---	-	-	-	-	-	-	-	-	-	-	-	-	-	-	-	-
1980	Toledo	.287	114	407	62	117	31	5	3	36	14	6	5	18	81	19	5	30
1981	Toledo	.289	138	544	84	157	27	8	15	54	10	5	3	32	99	37	15	26
	Minnesota	.226	28	84	8	19	3	1	0	5	1	0	1	4	14	4	1	8
1982	Minnesota	.271	119	451	48	122	17	6	5	39	2	3	0	14	79	3	3	13
1983	Minnesota	.246	99	317	28	78	7	3	4	26	3	1	1	22	50	10	5	16
1984	Minnesota	.294	88	197	25	58	11	5	3	23	1	3	1	4	31	1	1	4
1985	Minnesota	.274	70	135	24	37	6	4	1	14	3	3	0	8	15	5	1	7
1986	Toledo	.268	49	198	22	53	6	1	3	19	2	2	0	12	32	8	5	9
	Minnesota	.257	48	74	15	19	3	0	4	11	2	2	0	3	21	1	2	2
1987	Rochester	.320	70	272	50	87	17	1	15	43	0	3	3	10	62	8	7	6
	Baltimore	.203	26	79	7	16	3	1	1	6	1	0	0	1	15	0	1	0
1988	Cleveland	.256	69	223	30	57	14	2	2	21	3	1	5	9	35	3	3	17
1989	Tucson	.320	92	331	40	106	19	4	5	58	3	5	1	15	40	2	2	19
1989	Houston	.143	7	7	1	1	1	0	0	0	0	0	0	4	0	0	0	0
1990	Oklahoma City	.238	101	357	37	85	15	6	1	23	1	1	0	5	60	7	4	18
<b>Minors Totals</b>		<b>.280</b>	<b>1321</b>	<b>4806</b>	<b>667</b>	<b>1344</b>	<b>213</b>	<b>70</b>	<b>70</b>	<b>543</b>	<b>59</b>	<b>45</b>	<b>44</b>	<b>277</b>	<b>799</b>	<b>271</b>	<b>97</b>	<b>295</b>
<b>Majors Totals</b>		<b>.261</b>	<b>564</b>	<b>1586</b>	<b>190</b>	<b>414</b>	<b>65</b>	<b>22</b>	<b>20</b>	<b>146</b>	<b>16</b>	<b>13</b>	<b>9</b>	<b>65</b>	<b>266</b>	<b>28</b>	<b>18</b>	<b>70</b>

Bold indicates led league; #Injury rehabilitation assignment.

# MANAGERIAL RECORD

Year	Club / League	Overall W-L	Pct.	Pos.
1993	New York (NL)/Capital City (A)	64-77	.454	6th
1994	New York (NL)/Capital City (A)	59-76	.437	5th
2007	Texas/American	75-87	.463	4th
2008	Texas/American	79-83	.488	2nd
2009	Texas/American	87-75	.537	2nd
2010	Texas/American	90-72	.556	1st
2011	Texas/American	96-66	.593	1st
2012	Texas/American	93-69	.574	2nd
2013	Texas/American	91-72	.558	2nd
2014	Texas/American	67-95	.414	5th
<b>Majors Totals</b>		<b>678-619</b>	<b>.523</b>	
<b>Minors Totals</b>		<b>123-153</b>	<b>.440</b>	





# JOSÉ CASTRO

59

## ASSISTANT HITTING COACH

Full Name: **José Castro**

Height: **5-9**

Weight: **190**

DOB: **May 5, 1958**

Opening Day Age: **58**

Born: **Havana, Cuba**

Resides: **Miami, FL**

Seasons on the Braves Coaching Staff: **3rd**

Seasons on a Major League Coaching Staff: **4th**

- José Castro joined the Braves in October 2014 and is in his third season with the club...He assists hitting coach Kevin Seitzer in every aspect of the Braves' hitting program.
- Castro, 58, spent the 2014 season as the quality assurance coach for the Chicago Cubs and has more than 26 years' experience as a minor-league hitting coordinator or hitting coach in the Montreal, Florida, San Diego and Seattle organizations.
- Served as Seattle's interim hitting coach in 2008.
- A former infielder, Castro was a 27th-round pick of Philadelphia in the 1977 June draft.
- He posted a .275 batting average during his 14-year minor league career, which saw him ascend as high as Triple-A in stints with the Phillies, Chicago White Sox, Toronto Blue Jays, Kansas City Royals and Montreal Expos.
- Castro retired as a player and began his coaching career in 1990 with Montreal, handling hitting coach duties at Single-A Jamestown.
- From 1992 to 2001, he was a minor league hitting coach in the Florida Marlins system, before returning to Montreal in 2002 and 2003.
- He worked as a minor league hitting coach in the San Diego Padres system for five seasons, from 2003 to 2007, including three seasons (2005-07) at Triple-A Portland.
- Castro began the 2008 season as the Mariners' minor league hitting coordinator before he was promoted to Major League hitting coach on June 19, following manager John McLaren's firing
- Castro returned to his minor league hitting coordinator duties for the 2009 and 2010 seasons.
- He graduated from Jackson Senior High School in Miami, Fla., in 1977.
- He and his wife Lisa have two children, Rachel and Matthew, and reside in Miami.

## COMPLETE RECORD

Year	Club	AVG	G	AB	R	H	2B	3B	HR	RBI	SH	SF	HP	BB	SO	SB	CS	E
1977	Auburn	.246	61	191	29	47	8	1	1	8	0	1	2	18	37	0	2	15
1978	Spartanburg	.280	130	465	65	130	20	5	9	61	5	6	5	59	53	9	5	44
1979	Peninsula	.273	66	245	37	67	10	3	7	32	2	0	0	22	27	6	1	6
	Reading	.303	20	76	11	23	2	1	0	7	2	0	0	4	11	0	1	8
1980	Reading	.310	117	426	71	132	15	5	6	59	8	10	0	46	40	8	0	25
1981	Oklahoma City	.303	122	406	68	123	27	5	11	76	4	7	2	46	64	3	3	21
1982	Edmonton	.263	129	487	74	128	30	4	10	80	2	5	4	42	71	5	6	16
1983	Denver	.250	88	288	42	72	10	1	8	37	3	4	1	24	40	2	2	13
1984	Denver	.316	129	433	70	137	32	4	12	67	1	1	0	57	45	7	2	21
1985	Buffalo	.240	134	454	68	109	17	1	8	50	1	7	2	65	77	2	7	18
1986	Syracuse	.288	122	413	52	119	19	3	12	54	5	5	1	45	34	0	8	23
1987	Syracuse	.277	61	184	26	51	14	0	5	21	0	1	5	21	14	0	1	1
1988	Omaha	.270	112	385	62	104	17	3	10	44	1	3	1	49	49	0	2	21
1989	Omaha	.248	106	367	20	91	17	1	2	33	0	2	4	29	38	1	3	16
1990	Indianapolis	.163	19	49	1	8	1	0	1	4	0	0	1	7	13	0	1	2
Minor Totals		.275	1416	4869	696	1341	239	37	102	633	34	52	28	534	613	43	44	250

Bold indicates led league; #Injury rehabilitation assignment.



# ALAN BUTTS

# 99

## BULLPEN CATCHER

Full Name: **Alan Butts**

Height: **5-11**

DOB: **February 2, 1964**


Born: **Atlanta, GA**

Weight: **205**

Opening Day Age: **53**

Resides: **Newnan, GA**

- Alan Butts joined the Braves in 1992. He is in uniform for all pre-game workouts and during the game he assists bullpen coach Marty Reed and the pitchers in the bullpen.
- A native of Atlanta, Butts attended North Clayton High School and Valdosta State University, where he received a Bachelor of Fine Arts degree in public relations-speech communications.
- At Valdosta State, Butts played under legendary coach Tommy Thomas, the winningest baseball coach in Division II history.
- A highlight of Butts' career came in 2000, when he served on Bobby Cox's All-Star Game coaching staff and pitched in the Home Run Derby competition.
- He and his wife Tammy reside in Newnan, Ga., with their children Colby, Ansley and Avery.
- Alan, 53, enjoys golfing in his spare time.
- His nephew, right-handed pitcher Brett Cammons, was drafted by Atlanta in 2007 out of Auburn University.



# JOSÉ YÉPEZ

# 98

## BULLPEN CATCHER

Full Name: **José Ricardo Yépez**

Height: **6-0**

DOB: **June 19, 1981**

Born: **Carora, Venezuela**

Weight: **205**

Opening Day Age: **35**

Resides: **Clearwater, FL**

- Former Braves minor-league catcher José Yépez is in his second season on the Atlanta staff after joining the club as a bullpen catcher in May 2016...He began the 2016 campaign as a coach with the Class-A Rome Braves.
- Yépez enjoyed a 15-year minor-league career, from 2001 to 2015.
- He signed with the Braves as a minor-league free agent in November 2011 and spent the last four years (2012-15) of his playing career with Triple-A Gwinnett.
- Prior to joining the Braves in 2011, Yépez played four seasons in Seattle's system.
- After starting his career in Toronto's system, he also played in the Venezuelan League.
- Yépez, 35, is the general manager for the Cardenales de Lara in the Venezuelan Winter League.
- A native of Carora, Venezuela, he now resides in Clearwater, Fla.

# BRAVES MEDICAL STAFF

## ANDREW HAUSER **Director of Player Health and Performance**



- Andrew Hauser is in his second season with the Braves after joining the organization in October 2015...In his role, Hauser oversees the Braves' entire sports medicine and performance operation, providing leadership and direction to integrate the club's training, medical, rehabilitation and strength and conditioning departments into one cohesive unit.
- Hauser, 31, came to Atlanta from the Arizona Diamondbacks, where he spent four seasons (2012-15) in multiple disciplines.
- From 2013 to 2015, he served as the Diamondbacks' Medical Coordinator...He was the club's Manual Performance Coordinator in 2012.
- Hauser spent three seasons (2009-11) as a trainer in the Tampa Bay Rays system, including Rookie-Advanced Princeton in 2009, Short-Season A Hudson Valley in 2010 and Double-A Montgomery in 2011.
- He interned with the Diamondbacks during the 2007 season and spent the 2008 campaign as the Strength and Conditioning Coach and Assistant Athletic Trainer for Single-A Clearwater (Philadelphia Phillies) while completing his final semester of college.
- Born in Overland Park, Kan., Hauser grew up in Stilwell, Kan., and attended Blue Valley West High School...He graduated in 2008 from the University of Kansas with a bachelor's degree in athletic training.
- An avid outdoorsman, Hauser and his wife Valerie reside in Mableton, Ga.

## JEFF PORTER **Head Athletic Trainer**



- The 2017 season marks Jeff Porter's 15th as the Braves' Head Athletic Trainer and his 33rd in the Braves organization.
- Porter joined the Braves in 1985 as the Assistant Athletic Trainer and assumed the Head Trainer duties in 2003, when Dave Pursley retired.
- A native of Wilmington, NC, Porter graduated from Burgaw High School...He received a bachelor's degree from the University of North Carolina-Wilmington in 1977 and earned his master's degree from the University of Denver in 1979.
- Following college, Porter worked his way through the minor leagues...From 1979 to 1984, he had stints with the Denver Bears, Jamestown Expos, Memphis Chicks and Indianapolis Indians.
- Porter, 61, was honored as the National League athletic trainer for the 1996 Major League Baseball All-Star Game in Philadelphia and for the 2008 All-Star Game at New York's Yankee Stadium. In 2006 he was the athletic trainer for MLB's Japan All-Star Tour.
- In 2012, Porter and Braves Assistant Athletic Trainer Jim Lovell were honored by the Professional Baseball Athletic Trainers Society (PBATS) as the Major League Baseball Athletic Training Staff of the Year.
- Porter is a member of the National Athletic Trainers Association, the American College of Sports Medicine and is a board member for PBATS.
- An avid hunter and fisherman, Porter resides in Loganville, Ga. His son David attends Auburn University.

## JIM LOVELL **Assistant Athletic Trainer**

- Following 18 seasons in the Braves' minor league system, Jim Lovell joined the Major League club on a full-time basis in 2003.
- He served as the Head Minor League Athletic Trainer, coordinating the minor league medical staff, and covered the Triple-A Richmond club from 1991 to 2002.
- He served as athletic trainer for the Triple-A All-Star game in 1991.
- Lovell joined the Braves organization in 1985 and spent six years at Double-A Greenville, earning Southern League Trainer of the Year honors three times...He served as the trainer for the Southern League All-Star game three times.
- Until 1992, Lovell also spent his off seasons as a part of the football program at Auburn University.
- He served as the interim assistant trainer for the Major League club during the 1992 and 2000 seasons.
- Lovell joined the Major League club in September 2002 and was named the full-time assistant trainer the following year.
- He was honored as National League athletic trainer for the 2012 Major League Baseball All-Star Game in Kansas City.
- In 2012, Lovell and Braves head athletic trainer Jeff Porter were honored by the Professional Baseball Athletic Trainers Society (PBATS) as the Major League Baseball Athletic Training Staff of the Year.
- Lovell holds a bachelor's degree in community health and a master's degree in exercise physiology. He is a licensed Emergency Medical Technician, and certified as an athletic trainer by the National Athletic Trainer's Association. An avid follower of Auburn football, Lovell is single and resides in Newnan, Ga. He enjoys golf, reading and listening to country-western music.



## BRADFORD SCOTT **Head Sports Performance Coach**

- Bradford Scott is in his second season with the Braves and his first season as the head sports performance coach...He joined the Braves in February 2016 as performance therapist.
- Scott came to Atlanta from the University of Portland, where he had served as the Director of Athletic Performance since September 2007.
- Before his time at Portland, Scott spent a year at the University of Southern California as the head strength, speed and conditioning coach for the men's and women's basketball and men's and women's volleyball programs...He worked directly with the Trojans' 2007 NCAA Sweet 16 basketball team that had two players chosen in the 2007 NBA draft.
- Prior to his stay at USC, Scott was the director of strength, speed and conditioning at Cal State Northridge and managed the program for all 16 sports. He interned for two years with the Anaheim Ducks of the National Hockey League from 2004-06.
- Scott also served as a graduate assistant at the University of Arizona from 2001-04 while obtaining his Master of Education degree.
- He is a 2001 graduate of the University of Massachusetts, Boston with a Bachelor of Science degree in exercise physiology.
- He is a member of the National Strength & Conditioning Association, as well as the American Massage Therapy Association.
- A native of Westwood, Mass., Scott attended Xaverian Brothers High School, where he participated in varsity football, wrestling and lacrosse.
- Scott is single and enjoys hiking, snowboarding and riding motorcycles.





JORDAN WOLFE
 Performance Therapist

- Jordan Wolf is in his first season with the Braves after joining the organization in December 2016.
- He spent the previous four seasons (2013-16) as the San Diego Padres' minor league strength and conditioning coordinator.
- Prior to his work with San Diego, Wolf served as a minor league strength and conditioning coach with the Arizona Diamondbacks organization from 2009 to 2012.



PETE CICINELLI
 Major League Performance Therapist

- The 2017 season marks Pete Cicinelli's first full season in the organization and his first as the team's Major League performance therapist.
- Cicinelli joined the organization in August of 2016 and has worked as the minor league performance coordinator based out of the club's Florida operations facility located in Lake Buena Vista.
- From June 2015 to July of 2016, Cicinelli worked at a sports medicine clinic located in Greeley, Colo...He also owned and operated Cicinelli Physical Therapy in Wheat Ridge, Colo., during this time.
- Cicinelli, 28, received his doctorate degree in physical therapy in 2015 from Regis University located in Denver, Colo., and his bachelor's degree in exercise science from the University of Toledo.
- While working on his doctorate degree, Cicinelli served as a student physical therapist at Indianapolis Fitness and Sports Training working with collegiate and professional athletes...He also has advanced training in manual therapy and orthopedics.
- Born in Saginaw, Mich., Pete attended Swan Valley High School (Mich.), and enjoys skiing, hiking and anything outdoors.



BRAVES TEAM DOCTORS

The Braves named Dr. Gary M. Lourie the club's Head Team Physician on December 21, 2016. Dr. Lourie began working with the Braves in 2000 as an Associate Physician and is currently a partner with Hand and Upper Extremity Center of Georgia. The Braves also work with 11 other of the finest doctors in Georgia.



Dr. Gary M. Lourie  
 Head Team Physician

- |                              |                           |
|------------------------------|---------------------------|
| <i>A</i> Dr. Gary M. Lourie  | <i>A</i> Dr. Spero Karas  |
| <i>A</i> Dr. Marvin Royster  | <i>A</i> Dr. Kyle Hammond |
| <i>A</i> Dr. Tim Grffith     | <i>A</i> Dr. Ken Mautner  |
| <i>A</i> Dr. Jeff Hoadley    | <i>A</i> Dr. Lee Kneer    |
| <i>A</i> Dr. Brooks Lide     | <i>A</i> Dr. Jeff Webb    |
| <i>A</i> Dr. John Xerogeanes | <i>A</i> Dr. Jonathan Kim |

# BRAVES CLUBHOUSE STAFF

## BILL ACREE Sr. Advisor, Team Travel & Clubhouse Services

- Now in his 52nd season with the Braves, Bill Acree has served the organization since the club moved to Atlanta in 1966.
- In February 2015, Acree was named as Senior Advisor, Team Travel and Clubhouse Services...Until his role changed two seasons ago, Acree had been the longest-tenured traveling secretary in the National League.
- Acree worked as a member of the grounds crew his first two seasons and began serving as visiting clubhouse manager in 1968.
- He became the equipment manager in 1973...From 1981 to 2012, he worked in the dual role of director of team travel and equipment manager.

- Born in Gainesville, Fla., Acree graduated from Atlanta's Briarcliff High School and attended Dekalb College.
- Acree, 68, has three children: daughter Carolyn and sons Bill Jr. and Ben... Ben serves as the Braves' equipment and clubhouse services manager.
- Acree and his wife Cindy reside in Gainesville, Ga...He enjoys golfing and is an avid fisherman...Acree is an active supporter of Hemophilia of Georgia and holds an annual golf tournament to raise money for the organization.



## JOSH HALL Manager of Team Travel

- Josh Hall is in his first season as the team travel manager, after being named to the position in January, 2017.
- His primary responsibility is to handle the team's travel, including all transportation and hotel logistics.
- Hall also serves as the club's liaison with Major League Baseball on all spring training and regular-season game scheduling, and he also produces the annual team travel itinerary.
- Hall, 37, previously worked two seasons (2015-16) as a member of the Braves' home clubhouse staff, serving as assistant equipment and clubhouse services manager...He was the club's main liaison for the umpire staff during that period.
- Prior to 2015, Hall worked in a part-time/seasonal capacity for nearly 17 years in the visiting clubhouse.

- He has worked in the home clubhouse during spring training since 2003, and every spring he assists with the moving of the team's equipment to ESPN Wide World of Sports.
- A native of Lilburn, Ga., Hall graduated from Parkview High School...He studied hotel, restaurant and travel management at Gwinnett Tech.
- He and his wife Amanda reside in Cumming, Ga., and are life-long fans of University of Georgia athletics, as well as Atlanta's other professional sports teams...Hall enjoys cooking and playing basketball and golf.



## BEN ACREE **Equipment & Clubhouse Services Manager**

- Equipment and Clubhouse Services Manager Ben Acree joined the Braves staff in 1997 and is in his 21st season with the club.
- A native of Atlanta, the 38-year-old Acree is responsible for ordering and maintaining all the Braves' equipment needs, including players' bats, gloves, shoes and all uniforms.
- He also spearheads the moving of the team's equipment to spring training at ESPN Wide World of Sports each year.
- Acree also oversees the day-to-day operation of the Braves' clubhouse, assisting with meal planning, managing the clubhouse staff, and attending to the needs of the players and staff.
- A graduate of Parkview High School, Acree and his wife Adria reside in Mableton, Ga., with their daughter, Lucy Rebecca, who was born in August 2014.



## CHRIS HUNTER **Assistant Equipment & Clubhouse Services Manager**

- Chris Hunter joined the Braves staff in 2011 and is in his seventh season with the organization...He was named to his current post in January 2017 and is in his first year as assistant equipment and clubhouse services manager.
- Hunter previously served in a part-time/seasonal capacity in the home clubhouse.
- He also assists with the day-to-day operation of the Braves' clubhouse, including ordering and stocking of equipment and clubhouse supplies, and attending to the needs of the players and staff.
- Hunter assists with the annual moving of the team's equipment to spring training at ESPN Wide World of Sports.
- A native of Gwinnett, Ga., the 34-year-old Hunter graduated from North Gwinnett High School and holds a bachelor's degree in Sport Management from the University of West Georgia...He is single and resides in Suwannee, Ga.



## JOHN HOLLAND **Visiting Clubhouse Manager**

- The 2017 season marks John Holland's 49th with the Braves...His career began as a 15-year-old batboy in September 1968.
- Holland became an assistant in the visiting clubhouse in 1969 and was named assistant equipment manager in 1973, a title he held through the 1982 campaign.
- In 1983, Holland was named visiting clubhouse manager and has held that role ever since. In 2002, he was voted by his peers as the MLB Visiting Clubhouse Manager of the Year and in 2014, he served as co-equipment manager for MLB's Japan All-Star Tour. Holland has also served as an officer of the Major League Baseball Equipment Managers Association.
- A native of Atlanta, Holland graduated from Columbia High School. He graduated from the University of Georgia in 1974 with a bachelor's degree in journalism.
- Holland, 64, is an ardent fan of Georgia Bulldogs athletics. He and his wife Patty reside in Suwanee, Ga. They have two sons, Andrew and Nicky, and a daughter, Lauren, who works as a special events coordinator for the Braves.



## FRED STONE **Assistant Braves & Visiting Clubhouse Manager**

- The 2017 campaign is Fred Stone's 41st in the Braves organization and his 34th with the Major League Club... In addition to his duties in Atlanta, Stone also serves as the clubhouse manager for the annual Braves Fantasy Camp at ESPN Wide World of Sports.
- A native of Richmond, Va., Stone began his career in 1977 as a member of the grounds crew for the Triple-A Richmond Braves...He later became a clubhouse assistant and then served as clubhouse manager, as well as various other roles within the club.

- Stone graduated from Chickahominy Academy in 1982 and joined Atlanta's clubhouse staff in 1984.
- The 54-year-old Stone resides in Woodstock, Ga...He enjoys golfing and is an avid NASCAR and hockey fan.



## ROB SMITH **Manager of Baseball Video Operations**

- Rob Smith is in his 23rd season with the Braves and his third as manager of baseball video operations... He previously served 17 seasons as the club's Major League video coordinator.
- Smith is responsible for overseeing the Braves' video program at every level of the organization, as well as amateur and international scouting...At the Major League level, Smith is responsible for capturing video for coaching and scouting purposes, as well as pitch charting for every game.
- In addition, Smith assists the coaching staff with advance scouting and game-planning by providing supplemental statistical data and video.
- Smith oversees budgeting and staffing of the Braves' minor league video program, ensuring quality video and statistical information as well as distribution throughout the organization.
- Smith is credited with creating and maintaining a digital library of complete Braves games dating to the 1984 season.

- Smith, 45, began with the Braves in 1995 as a game day employee in corporate sponsor hospitality.
- In 1996, he served as a customer service representative in the ticket sales department, and in 1997-98 he was a marketing representative and also worked part time coordinating the Braves' video efforts.
- Born in Concord, NH, Smith graduated from Lafayette High School in Williamsburg, Va...He is a 1994 graduate of the University of Kentucky, with a degree in sport management.
- He and his wife Carmen reside in Suwanee, Ga., with their son Tyler.





# BRAVES GROUNDS CREW

## ED MANGAN Field Director

- Known as one of the best field directors in the game, Ed Mangan joined the Atlanta Braves following the 1990 season...He previously served five years as the head groundskeeper at Boardwalk & Baseball, the Kansas City Royals' spring training complex...When John Schuerholz became the Braves' General Manager in October 1990, Mangan was among the first people Schuerholz hired.
- He also works with the NFL to prepare the practice facilities and main field for the Super Bowl...Mangan has worked each of the last 28 Super Bowls, including the last 17 as field director.
- Following his duties with the Super Bowl, Mangan heads to Florida in February to oversee the preparations of the Braves' spring training complex at ESPN Wide World of Sports...He oversees all field duties at SunTrust Park and was the only field director the Braves used in their 20 years at Turner Field (1997-2016) and in their in 20 springs at the Wide World of Sports Complex (since 1998).



- A native of Leonardo, NJ, Mangan attended Mater Dei High School in Middletown, NJ, and the University of Southwestern Louisiana (Lafayette, La.).
- The 56-year-old Mangan is a member of the Georgia Golf Course Superintendents Association and the Aircraft Owners and Pilots Association.
- Mangan and his wife Janeen reside in Alpharetta, Ga., with their four boys, Jake, Micky, Colby and Ty...He enjoys archery, aviation, hunting and fishing.

## 2017 GROUNDS CREW ASSISTANTS




**ANDREW WORRELL**  
Field Manager



**JOE DIPLACIDO**  
Grounds Crew Assistant

**2017  
ATLANTA  
BRAVES**



# 2017 ATLANTA BRAVES 40-MAN ROSTER

## ALPHABETICAL

BIDDLE, Jesse, LHP
BLAIR, Aaron, RHP
BUTTS, Alan, Coach
CABRERA, Mauricio, RHP
CAMARGO, Johan, INF
CASTRO, José, Coach
COLLMENTER, Josh, RHP
COLÓN, Bartolo, RHP
D'ARNAUD, Chase, INF
DICKEY, R.A., RHP
FLOWERS, Tyler, C
FOLTYNEWICZ, Mike, RHP
FREEMAN, Freddie, INF
FRIED, Max, LHP
GARCIA, Adonis, INF
GARCÍA, Jaime, LHP
HERNÁNDEZ, Chuck, Coach
HURSH, Jason, RHP
INCIARTE, Ender, OF
JACKSON, Luke, RHP
JOHNSON, Jim, RHP
JOHNSON, Micah, INF
KEMP, Matt, OF
KROL, Ian, LHP
LINDGREN, Jacob, LHP**
MARKAKIS, Nick, OF
MORRIS, Akeel, RHP
PENDLETON, Terry, Coach
PÉREZ, Eddie, Coach
PETERSON, Jace, INF
PHILLIPS, Brandon, INF
RAMIREZ, Jose, RHP
RECKER, Anthony, C
REED, Marty, Coach
RIVERO, Armando, RHP
RODRÍGUEZ, Paco, LHP
RODRÍGUEZ, Sean, INF/OF**
ROE, Chaz, RHP
RUIZ, Rio, INF
SEITZER, Kevin, Coach
SIMS, Lucas, RHP
SNITKER, Brian, Manager
SUZUKI, Kurt, C
SWANSON, Dansby, INF
TEHERAN, Julio, RHP
VIZCAÍNO, Arodys, RHP
WASHINGTON, Ron, Coach
WINKLER, Dan, RHP
WISLER, Matt, RHP
YÉPEZ, José, Coach

## NUMERICAL

63	2	JOHNSON, Micah, INF
36	4	PHILLIPS, Brandon, INF
99	5	FREEMAN, Freddie, INF
56	7	SWANSON, Dansby, INF
67	8	PETERSON, Jace, INF
59	9	PENDLETON, Terry, Coach
55	11	INCIARTE, Ender, OF
40	12	PÉREZ, Eddie, Coach
23	13	GARCIA, Adonis, INF
19	14	RUIZ, Rio, INF
25	15	RODRÍGUEZ, Sean, INF/OF**
26	19	DICKEY, R.A., RHP
5	20	RECKER, Anthony, C
66	22	MARKAKIS, Nick, OF
13	23	D'ARNAUD, Chase, INF
54	24	SUZUKI, Kurt, C
33	25	FLOWERS, Tyler, C
61	26	FOLTYNEWICZ, Mike, RHP
11	27	KEMP, Matt, OF
70	28	SEITZER, Kevin, Coach
53	32	REED, Marty, Coach
2	33	HERNÁNDEZ, Chuck, Coach
27	36	BLAIR, Aaron, RHP
46	37	WASHINGTON, Ron, Coach
68	38	VIZCAÍNO, Arodys, RHP
22	40	COLÓN, Bartolo, RHP
62	43	SNITKER, Brian, Manager
9	45	WISLER, Matt, RHP
12	46	KROL, Ian, LHP
8	49	TEHERAN, Julio, RHP
4	51	ROE, Chaz, RHP
52	52	RAMIREZ, Jose, RHP
20	53	JOHNSON, Jim, RHP
32	54	GARCÍA, Jaime, LHP
69	55	COLLMENTER, Josh, RHP
75	56	CABRERA, Mauricio, RHP
15	58	WINKLER, Dan, RHP
51	59	CASTRO, José, Coach
14	61	HURSH, Jason, RHP
28	62	MORRIS, Akeel, RHP
65	63	BIDDLE, Jesse, LHP
43	65	SIMS, Lucas, RHP
24	66	FRIED, Max, LHP
7	67	CAMARGO, Johan, INF
49	68	LINDGREN, Jacob, LHP**
38	69	RIVERO, Armando, RHP
37	70	JACKSON, Luke, RHP
58	75	RODRÍGUEZ, Paco, LHP
45	98	YÉPEZ, José, Coach
98	99	BUTTS, Alan, Coach

## POSITION (40)

MANAGER	
SNITKER, Brian	43
COACHES	
BUTTS, Alan	99
CASTRO, José	59
HERNÁNDEZ, Chuck	33
PENDLETON, Terry	9
PÉREZ, Eddie	12
REED, Marty	32
SEITZER, Kevin	28
WASHINGTON, Ron	37
YÉPEZ, José	98
PITCHERS (24)	
BIDDLE, Jesse, LHP	63
BLAIR, Aaron, RHP	36
CABRERA, Mauricio, RHP	56
COLLMENTER, Josh, RHP	55
COLÓN, Bartolo, RHP	40
DICKEY, R.A., RHP	19
FOLTYNEWICZ, Mike, RHP	26
FRIED, Max, LHP	66
GARCÍA, Jaime, LHP	54
HURSH, Jason, RHP	61
JACKSON, Luke, RHP	70
JOHNSON, Jim, RHP	53
KROL, Ian, LHP	46
LINDGREN, Jacob, LHP**	68
MORRIS, Akeel, RHP	62
RAMIREZ, Jose, RHP	52
RIVERO, Armando, RHP	69
RODRÍGUEZ, Paco, LHP	75
ROE, Chaz, RHP	51
SIMS, Lucas, RHP	65
TEHERAN, Julio, RHP	49
VIZCAÍNO, Arodys, RHP	38
WINKLER, Dan, RHP	58
WISLER, Matt, RHP	45
CATCHERS (3)	
FLOWERS, Tyler	25
RECKER, Anthony	20
SUZUKI, Kurt	24
INFIELDERS (10)	
CAMARGO, Johan (S)	67
D'ARNAUD, Chase	23
FREEMAN, Freddie (L)	5
GARCIA, Adonis	13
JOHNSON, Micah (L)	2
PETERSON, Jace (L)	8
PHILLIPS, Brandon	4
RODRÍGUEZ, Sean**	15
RUIZ, Rio (L)	14
SWANSON, Dansby	7
OUTFIELDERS (3)	
INCIARTE, Ender (L)	11
KEMP, Matt	27
MARKAKIS, Nick (L)	22

*Italic= Non-Roster Invitee*

**\*\*=60-Day Disabled List**

**as of 3/7/17**

# 2017 ATLANTA BRAVES NON-ROSTER INVITEES

ALPHABETICAL	NUMERICAL		POSITION	
ALBIES, Ozzie, INF	74	18	LALLI, Blake, C	BOYER, Blaine, RHP 48
BONIFACIO, Emilio, OF	64	30	CRUZ, Rhiner, RHP	CRUZ, Rhiner, RHP 30
BOYER, Blaine, RHP	48	34	O'FLAHERTY, Eric, LHP	DANKS, John, LHP 50
CRUZ, Rhiner, RHP	30	39	FREEMAN, Sam, LHP	DE LA CRUZ, Joel, RHP 60
DANKS, John, LHP	50	48	BOYER, Blaine, RHP	FREEMAN, Sam, LHP 39
DE LA CRUZ, Joel, RHP	60	50	DANKS, John, LHP	KOLAREK, Adam, LHP 71
DEMERITTE, Travis, INF	81	60	DE LA CRUZ, Joel, RHP	MINTER, A.J., LHP 78
FREEMAN, Sam, LHP	39	64	BONIFACIO, Emilio, OF	NEWCOMB, Sean, LHP 76
FREITAS, David, C	72	71	KOLAREK, Adam, LHP	O'FLAHERTY, Eric, LHP 34
KOLAREK, Adam, LHP	71	72	FREITAS, David, C	WEIGEL, Patrick, RHP 79
LALLI, Blake, C	18	73	SCHLEHUBER, Braeden, C	FREITAS, David, C 72
MINTER, A.J., LHP	78	74	ALBIES, Ozzie, INF	LALLI, Blake (L), C 18
NEWCOMB, Sean, LHP	76	76	NEWCOMB, Sean, LHP	ODOM, Joe, C 77
ODOM, Joe, C	77	77	ODOM, Joe, C	SCHLEHUBER, Braeden, C 73
O'FLAHERTY, Eric, LHP	34	78	MINTER, A.J., LHP	SCIVICQUE, Kade, C 80
PETERSON, Dustin, OF	82	79	WEIGEL, Patrick, RHP	ALBIES, Ozzie (S), INF 74
SCHLEHUBER, Braeden, C	73	80	SCIVICQUE, Kade, C	DEMERITTE, Travis, INF 81
SCIVICQUE, Kade, C	80	81	DEMERITTE, Travis, INF	BONIFACIO, Emilio (S), OF 64
WEIGEL, Patrick, RHP	79	82	PETERSON, Dustin, OF	PETERSON, Dustin, OF 82

## PRONUNCIATIONS

<b>Ozzie Albies</b> (AL-bees)	<b>Jaime Garcia</b> (HIGH-may)
<b>Emilio Bonifacio</b> (bahn-eh-FASS-ee-oh)	<b>Ender Inciarte</b> (in-see-ARE-tay)
<b>Mauricio Cabrera</b> (marr-EE-see-oh)	<b>Adam Kolarek</b> (kah-LAHR-ick)
<b>Bartolo Colon</b> (cah-LOAN)	<b>Chaz Roe</b> (row)
<b>Rhiner Cruz</b> (RYE-ner)	<b>Braeden Schlehuger</b> (SHLAY-hue-burr)
<b>Chase d'Arnaud</b> (dar-KNOW)	<b>Kade Scivicque</b> (suh-VICK)
<b>Mike Foltyniewicz</b> (Ful-ta-nev-ich)	<b>Julio Teheran</b> (tey-RON)
<b>David Freitas</b> (FRAY-tuss)	<b>Arodys Vizcaino</b> (ah-ROW-dis vis-ky-EE-no)
<b>Max Fried</b> (FREED)	<b>Patrick Weigel</b> (WHY-gull)
<b>Adonis Garcia</b> (ah-DOH-niss)	





# OZZIE ALBIES

74

## INFIELDER

Full Name: **Ozhaino Jurdy Jiandro Albies**  
Bats: **Switch**                      Throws: **Right**  
Height: **5-8**                      Weight: **155**  
DOB: **January 7, 1997**                      Opening Day Age: **20**  
Born: **Willemstad, Curacao**                      Resides: **Orlando, FL**  
MLB Debut: **None**                      MLB Service Time: **0.000**  
Acquired: **Signed as a non-drafted free agent, July 2, 2013**  
Contract Status: **Signed through 2017**

### NON-ROSTER INVITEE

\*\*\*\*\*

### BRAVES 2017 PROSPECT RANKING

- No. 2 - *Baseball America*
- No. 3 - *Baseball Prospectus*
- No. 2 - *MLB.com*
- No. 2 among second baseman - *MLB.com*

### MLB.COM'S TOP 100 PROSPECTS LIST

# 11

\*\*\*\*\*

### 2016

- Split the 2016 campaign between two different levels of Atlanta's farm system, playing in a combined 138 games between Double-A Mississippi and Triple-A Gwinnett...Produced a .292 (161-for-552) batting average with 33 doubles, 10 triples and 30 stolen bases between the two stops...Had a combined .358 on-base percentage with 83 runs scored...Played the entire season at the age of 19, making a total of 135 starts between second base (83) and shortstop (52).
- Batted .321 (106-for-330) in 82 games with Mississippi en route to claiming the Southern League (AA) Batting Title...Albies technically finished the season seven plate appearances shy of the required 378 plate appearances needed to qualify for the batting title, but per Rule 9.22 (a), those seven plate appearances were added to his stat line which resulted in a .315 (106-for-336) batting average, still tops in the league.
- Since the start of the 2015 season, his .299 (283-for-946) batting average is the 10th-best average among all minor league batters (minimum 1,000 plate appearances)...He is also the youngest player to rank in the top 10 of this list.

- Played the first month of the season with Mississippi before a transfer to Gwinnett on 4/30...Remained with Gwinnett for two months before returning to Mississippi on 6/30...Upon his return to MIS, predominately played second base in effort to play alongside the Braves' top prospect SS Dansby Swanson.
- Ranked in the top 10 among Braves farmhands in several offensive categories including stolen bases (3rd, 30), on-base percentage (T5th, .358), walks (T5th, 52), batting average (6th, .292) and OPS (7th, .778).
- Despite playing in only 82 of MIS's 138 games, led the club with 21 stolen bases, ranked second in runs scored (56), third in doubles (22) and fourth in hits (106).
- Selected as the Southern League Player of the Week for the week ending 7/10 after posting multi-hit efforts in five of his seven games and tying for the league lead with 13 total hits.
- Registered two or more hits in 10 of his last 25 games, batting .317 (33-for-104).
- Posted multi-hit efforts in 14 of 22 games from 6/20-7/12...Batted .387 (36-for-93) with a .452 on-base percentage and 18 runs scored in that span.
- Started Game 1 (9/7) of the Southern League South Division Series and went 0-for-2 before suffering a fractured olecranon in his right elbow during his sixth-inning at-bat. Underwent a surgical procedure to repair the fractured olecranon on 9/20...The procedure was performed by Dr. James Andrews in Gulf Breeze, Fla.
- Entered 2016 as the Braves' No. 6 prospect as tabbed by *Baseball America*, as well as possessing the "Best Infield Arm" among Atlanta farmhands.

## 2015

- Entered 2015 rated by *Baseball America* as Atlanta's seventh-best prospect and as having the system's "Best Infield Arm."
- Tabbed by *Baseball America* as the third-best prospect in the South Atlantic League at the season's conclusion.
- Spent his first full professional season with Rome (A), where he garnered the club's Player of the Year honors and paced the team in runs (64), hits (122) and batting average (.310, minimum 250 at-bats).
- Earned both South Atlantic League Mid-Season and Postseason All-Star honors, and was named SAL Player of the Week for the period of 5/4-10 after batting .429 (12-for-28) with seven runs, two doubles, two triples, seven RBI and four steals in six games.
- Ranked in the top 10 among Braves farmhands in several offensive categories, including batting average (4th, .310), runs (4th, 64), hits (T5th, 122), doubles (T9th, 21), triples (T3rd, 8), OPS (8th, .771) and stolen bases (4th, 29).
- Collected hits in 34 of 35 games from 5/25-7/6, batting .397 (58-for-146) with 25 runs, 10 doubles, four triples, 15 RBI and eight steals.
- After going hitless in four of his first seven games (4/9-16) of the season, he was not held without a hit in consecutive games until a four-game spell from 7/19-23, a span of 78 contests.
- Batted .322 (37-for-115) as a right-handed batter and hit .305 (85-for-279) left-handed. Reached base at a .370 clip batting left-handed, compared to a .363 OBP right-handed.
- Turned in 37 multi-hit efforts in 98 games, including the first four-hit performance of his career on 6/3.
- Placed on the seven-day disabled list on 8/4 and missed the remainder of the season (33 games) due to a right thumb fracture.
- Named the starting shortstop for the World Team during the Sirius XM All-Star Futures game (1-for-2).

## 2014

- Started his professional career with the Gulf Coast League Braves before moving to rookie-level Danville on 7/19.
- Combined to hit .364 (72-for-198) with 22 steals across 57 games on his way to earning Danville's Player of the Year honors.
- Turned in multi-hit efforts in 22 of his 57 games on the season, including a season-best three base knocks on seven occasions.
- The switch-hitter compiled a .404 average (23-for-57) hitting left-handed, compared to a .348 mark (49-for-141) as a righty.
- Ended his first professional season in the top 10 among all Braves prospects in batting average (1st, .364), on-base percentage (1st, .446), OPS (1st, .890), slugging percentage (5th, .444), and stolen bases (T-5th, 22).
- Tabbed by *Baseball America* as the top prospect in the Appalachian League and the third-best prospect in the GCL at the season's conclusion.

## PERSONAL

- Is fluent in four languages: English, Spanish, Dutch and Papiamentu.

## TRANSACTIONS

- Signed by the Atlanta Braves as a non-drafted free agent on July 2, 2013... Signed by Dargello Lodowica.

## COMPLETE RECORD

Year	Club	AVG	G	AB	R	H	2B	3B	HR	RBI	SH	SF	HP	BB	SO	SB-CS	OBP	SLG	E
2014	GCL Braves	.381	19	63	16	24	3	0	0	5	1	1	2	11	6	7-2	.481	.429	6
	Danville	.356	38	135	25	48	4	3	1	14	5	2	2	17	17	15-3	.429	.452	7
2015	Rome	.310	98	394	64	122	21	8	0	37	4	3	2	36	56	29-8	.368	.404	17
2016	Mississippi	.321	82	330	56	106	22	7	4	33	0	2	6	33	57	21-9	.391	.467	6
	Gwinnett	.248	56	222	27	55	11	3	2	20	3	2	1	19	39	9-4	.307	.351	16
<b>Minor Totals</b>		<b>.310</b>	<b>293</b>	<b>1144</b>	<b>188</b>	<b>355</b>	<b>61</b>	<b>21</b>	<b>7</b>	<b>109</b>	<b>13</b>	<b>10</b>	<b>13</b>	<b>116</b>	<b>175</b>	<b>81-26</b>	<b>.377</b>	<b>.419</b>	<b>52</b>

**Bold indicates led league; #Injury rehabilitation assignment**



# JESSE BIDDLE

# 63

## LEFT-HANDED PITCHER

Full Name: **Jesse Thomas Biddle**

Bats: **Left**

Throws: **Left**

Height: **6-5**

Weight: **235**

DOB: **October 22, 1991**

Opening Day Age: **25**

Born: **Philadelphia, PA**

Resides: **Philadelphia, PA**

MLB Debut: **None**

MLB Service Time: **1.000**

Acquired: **Claimed on waivers from Pittsburgh, March 19, 2016**

Contract Status: **Signed through 2017**

## 2016

- Missed the entire season recovering from 2015 "Tommy John" surgery.
- Traded from Philadelphia to Pittsburgh on 2/3/16 before the Pirates designated him for assignment on 3/15...Joined the Braves four days later on 3/19.

## 2015

- Went 9-6 with a 4.95 ERA (69 ER/125.1 IP) in 24 combined starts between Double-A Reading and Triple-A Lehigh Valley.
- Promoted to Lehigh Valley on 7/8 and won each of his first two decisions with the IronPigs.
- Named both the International League and the Phillies Minor League Pitcher of the week for the week of 7/13-19 after going 1-0 with a 0.00 ERA.
- Placed on the disabled list on 8/28 with a left elbow sprain and missed the remainder of the season...Underwent "Tommy John" surgery performed by Dr. Michael Cicotti on 10/15.

## 2014

- Began season with Double-A Reading and recorded consecutive double-digit strikeouts games (4/18 vs. Harrisburg, 11 and 4/23 vs. Richmond, 10).
- Placed on the DL on 8/22 with a strained right quadriceps and missed remainder of the season.

## 2013

- Spent entire season with Double-A Reading... Finished tied for first in the Eastern League in starts, tied for second in complete games, third in strikeouts and ninth in ERA.
- Selected to the Eastern League mid-season All-Star team.
- Named Eastern League Pitcher-of-the-Week honors for the week of 4/22-28.
- Took a perfect game into the seventh inning on 4/22 at Harrisburg while recording a career-high 16 strikeouts; also went 2-for-3 with a pair of doubles at the plate.
- Earned the win for the U.S. team at the All-Star Futures Game on 7/14 at Citi Field...Went 1.1 innings, striking out one and walking one.

## 2012

- Spent entire season with High-A Clearwater.
- Finished first in the Florida State League in strikeouts, tied for second in wins and starts, third in ERA and fourth in innings pitched.
- Named to the FSL's mid-season All-Star team... Also took home Florida State League Pitcher-of-the-Week honors on two occasions (5/28 to 6/3 and 8/20-26).
- Threw 7.0 innings of no-hit ball on 8/17 vs. Brevard County.
- Named Philadelphia's top prospect by *Baseball America* following the season.

## 2011

- Spent entire season with Single-A Lakewood... Ranked fourth in the South Atlantic League in ERA and fifth in strikeouts.
- Named by *Baseball America* as Philadelphia's second-best prospect following the season.

## 2010

- Made professional debut with the GCL Phillies.
- Tabbed by *Baseball America* as Philadelphia's eighth-best prospect following the season.

## AMATEUR

- Graduated in 2010 from Germantown Friends (Pa.) School, going 9-2 with a 1.04 ERA his senior season.
- Committed to the University of Oregon.

## TRANSACTIONS

- Selected by the Philadelphia Phillies in the 1st round (27th overall) of the 2010 First-Year Player Draft... Signed by Eric Valent.
- Acquired by the Pittsburgh Pirates from the Philadelphia Phillies in exchange for RHP Yoervis Medina on February 3, 2016.
- Claimed off waivers by the Atlanta Braves from the Pittsburgh Pirates on March 19, 2016.

## COMPLETE RECORD

Year	Club	W-L	ERA	G	GS	CG	SHO	SV	IP	H	R	ER	HR	HB	BB	SO	WP	BK
2010	GCL Phillies	3-1	4.32	9	9	1	1	0	33.1	35	23	16	2	2	9	41	1	0
	Williamsport	1-0	2.61	3	3	0	0	0	10.1	5	4	3	0	2	11	9	0	0
2011	Lakewood	7-8	2.98	25	24	0	0	0	133.0	104	51	44	5	3	66	124	9	0
2012	Clearwater	10-6	3.22	26	26	1	0	0	142.0	129	64	51	10	5	54	151	10	0
2013	Reading	5-14	3.64	27	27	2	0	0	138.0	104	59	56	10	3	82	154	9	1
2014	Reading	3-10	5.05	16	16	0	0	0	82.1	78	59	46	11	5	44	80	7	1
	GCL Phillies	0-0	4.50	1	1	0	0	0	2.0	1	1	1	1	0	1	3	0	0
2015	Clearwater	2-0	0.90	2	2	0	0	0	10.0	3	1	1	0	0	6	9	1	0
	Reading	7-2	4.24	15	15	0	0	0	80.2	90	46	38	7	1	34	57	8	0
2016	Lehigh Valley	2-4	6.25	9	9	0	0	0	44.2	57	33	31	4	1	27	32	6	0
	Injured - Did Not Play																	
Minor Totals		40-45	3.81	133	132	4	1	0	677.1	606	341	287	50	22	334	660	51	2

Bold indicates led league; #Injury rehabilitation assignment.

## 2016 WEATHER DELAYS & POSTPONEMENTS

The Braves had 15 games in 2016 that were delayed by weather or postponed, including 10 at home.

Date	Opponent	Time of Delay	Result
April 22	New York (NL)	56 minutes	L, 6-3
April 30	at Chicago (NL)	Postponed - Rescheduled as a doubleheader on 7/7	
May 12	Philadelphia	10 minutes	L, 7-4 (10)
May 26	Milwaukee	1 hour, 17 minutes	L, 6-2
June 30	Miami	1 hour, 8 minutes	W, 8-5
July 7	at Chicago (NL)	1 hour, 35 minutes	W, 4-3 (11)
July 23	at Colorado	47 minutes	L, 8-4
July 31	Philadelphia	24 minutes	W, 2-1
August 4	Pittsburgh	1 hour, 16 minutes	W, 5-2
August 18	Washington	1 hour, 16 minutes	L, 8-2
August 21	Washington	1 hour, 4 minutes	W, 7-6 (10)
September 7	at Washington	57 minutes	L, 5-4 (11)
September 18	Washington	2 hours, 57 minutes (Game called in bottom of 7th)	W, 6-2
September 25	at Miami	Cancelled due to the passing of RHP Jose Fernandez	
September 27	Philadelphia	2 hours, 24 minutes	W, 7-6





# AARON BLAIR

36

## RIGHT-HANDED PITCHER

Full Name: **Aaron Daniel Blair**  
 Bats: **Right**      Throws: **Right**  
 Height: **6-4**      Weight: **250**  
 DOB: **5/26/1992**      Opening Day Age: **24**  
 Born: **Las Vegas, NV**      Resides: **Las Vegas, NV**  
 MLB Debut: **April 24, 2016**      MLB Service Time: **0.088**  
 Acquired: **Acquired from Arizona, December 8, 2015**  
 Contract Status: **Signed through 2017**

## 2016

- Split the season between Triple-A Gwinnett and Atlanta, while also spending time on the major league 15-day DL.
- Began the season with the G-Braves before Atlanta selected his contract on 4/24 in advance of him making his MLB debut that night at Turner Field against New York (NL)...Lost, 3-2, after going 5.1 innings and allowing six hits, three runs, earned, and two walks...Struck out one.
- Optioned to Gwinnett on 5/17...Recalled on 5/28 before returning to Gwinnett on 6/24...Recalled for the last time on 8/28...Went to the 15-day disabled list on 9/3, retroactive to 8/31, with a left knee strain...Reinstated on 9/18.
- Earned his first MLB win on 9/19 at NYM...Held the Mets to four hits and two runs as Atlanta won, 7-3...Became the eighth Braves pitcher to earn the first win of his career in 2016 (Jed Bradley, Mauricio Cabrera, Hunter Cervenka, John Gant, Tyrell Jenkins, Ryan Weber and Rob Whalen).
- Began his major league career 0-6, to become just the fifth Atlanta Braves pitcher to lose his first six decisions...RHP Joel De La Cruz also started 0-7 in 2016...The others were Mike Thompson in 1975 (0-6), Dave Campbell in 1977-78 (0-7) and Frank LaCorte in 1975-76 (0-9).
- Went 0-3 with a 7.59 ERA (18 ER/21.1 IP) in five games in his first stint with the Braves (4/24-5/17)...Then went 0-2 with a 8.28 ERA (27 ER/29.1 IP) in six games from 5/28-6/24...Went 2-2 with a 6.52 ERA (14 ER/19.1 IP) over his final four games.
- Allowed one home run over his first six MLB starts...Surrendered 13 over his final nine starts... For the year, compiled a 1.8 HR/9 rate.

## CAREER HIGHS

Most IP  
**6.0, 4x, last: 10/1/16 vs. DET**  
 Most Runs Allowed  
**9, 5/17/16 at PIT**  
 Most ER Allowed  
**9, 5/17/16 at PIT**  
 Most Hits Allowed  
**9, 5/17/16 at PIT**  
 Most HRs Allowed  
**3, 2x, last: 8/28/16 at SF**  
 Most Walks  
**4, 3x, last: 6/13/16 vs. CIN**  
 Most Strikeouts  
**10, 10/1/16 vs. DET**  
 Longest Winning Streak  
**1, 2x, last: 10/1/16**  
 Longest Losing Streak  
**6, 4/24-8/28/16**

- Fanned a season-best 10 in his final start, a 5-3 win vs. DET on 10/1...Went a season high-tying 6.0 IP, allowing four hits and two runs, earned.

- Allowed nine runs, earned after going 1.1 innings on 5/17 at PIT...Became just the third Braves pitcher since 1913 to allow as many runs in as few innings...Buzz Capra allowed nine runs, three earned, while getting two outs at STL in the second game of a doubleheader on 7/12/74, while Taylor Phillips allowed nine runs, all earned, in 1.0 inning on 7/15/57 at Brooklyn... Blair allowed seven first-inning runs, the most by a Braves pitcher in a single inning since 9/12/12, when Paul Maholm allowed eight in the fifth inning at MIL.
- Went 3-0 with a 1.42 ERA in three starts to open the season with the G-Braves before his contract was selected by Atlanta on 4/24...Finished 2-4 with a 5.81 ERA (34 ER/52.2 IP) over his final 10 games with the G-Braves.
- Made a pair of rehabilitation starts with Triple-A Gwinnett during his DL stint, combining to allow 11 hits and six runs over 13.1 innings (4.05 ERA)...Made his last MiLB start in Game 1 of the Governors' Cup Championship Series against Scranton/Wilkes-Barre (9/13) and earned the win after yielding four runs over 7.1 innings...Three of the runs he allowed came after he exited the game in the eighth inning.
- Tossed 7.0 no-hit innings with 10 strikeouts in his final start for Gwinnett before his big league debut, a 7-2 win over Durham on 4/19 at Coolray Field...Allowed one walk (in the sixth to Carlos Corporan) to end his perfect game bid.
- At time of his promotion, tied for the IL lead with three wins, while his 1.42 ERA ranked eighth among qualifying pitchers...Ranked fourth with 22 strikeouts and a 0.79 WHIP.
- Went to the MiLB DL on 8/3 with IT band tendonitis in his left knee...Returned on 8/18.

## 2015

- Acquired by the Braves in a five-player trade with the Arizona Diamondbacks on 12/8/15.
- Entered the 2015 campaign ranked as the Diamondbacks' third-best prospect and the 40th-best prospect overall by *Baseball America*... Was slotted No. 4 by MLB.com and No. 37 overall by ESPN.com.
- Pitched at the Double-A and Triple-A levels in 2015, going a combined 13-5 with a 2.92 ERA spanning 26 appearances (25 starts).
- Set a career high with 13 wins and 160.1 innings pitched while posting a career-low 2.92 ERA.
- Pitched at a 2.44 ERA while going 6-1 over his final 11 appearances (10 starts) of the season... During that span, held opponents to a .237 batting average.

- Lasted at least 6.0 innings in 22 of his 25 starts. Over those 22 starts, his ERA was 2.27 while he held opponents to a .224 batting average and logged 108 strikeouts in 142.2 innings.
- Allowed just four earned runs in 40.2 innings spanning six starts during the month of May for a 0.89 ERA.

## 2014

- Named the Arizona Diamondbacks' organizational Pitcher of the Year after combining to go 9-5 with a 3.56 ERA (61 ER/154.1 IP) and 171 strikeouts in 27 starts between Single-A clubs South Bend and Visalia and Double-A Mobile
- Tied for second among all minor league pitchers with 171 strikeouts (with Ben Lively and trailing Taylor Cole (181))
- Named the Southern League Pitcher of the Week, July 21-28 (2-0, 0.66 ERA).
- Tabbed as the organization's June Pitcher of the Month after going 3-0 with a 3.06 ERA (11 ER/32.1 IP).
- Limited opponents to a combined .218 (125-for-574) batting average.
- Went 2-0 with a 0.96 ERA (3 ER/28.0 IP) over his final five starts with Mobile and was 8-1 with a 3.17 ERA (33 ER/93.2 IP) in his final 16 appearances.
- Entered the season ranked by *Baseball America* and ESPN.com as the No. 5 prospect in the D-backs' farm system.

## 2013

- Went 1-3 with a 3.14 ERA in 11 starts between two short-season clubs, Hillsboro and South Bend, in his first season of professional baseball.
- Made his professional debut on 7/5/13 with the Hillsboro Hops when he tossed 2.0 scoreless innings, while allowing one hit and one walk.

## AMATEUR

- Played collegiate baseball at Marshall University and is the highest drafted player in school history.
- Named to the 2013 pre- and mid-season Golden Spikes Award watch list.
- Was a 2013 First Team All-Conference USA selection...Garnered Conference USA All-Freshman Team honors in 2011.
- Graduated from Spring Valley High School in Las Vegas, Nev. in 2010.

## PERSONAL

- He is married, wife's name is Caitlyn.

TRANSACTIONS

- Selected by the Arizona Diamondbacks in Competitive Balance Round A (36th overall) of the 2013 First-Year Player Draft...Signed by Rick Matsko.
- Acquired by the Atlanta Braves along with OF Ender Inciarte and INF Dansby Swanson from the Arizona Diamondbacks in exchange for RHP Shelby Miller and LHP Gabe Speier on December 8, 2015.
- On Atlanta disabled list (left knee strain) from September 3 (retroactive to August 31) to September 18, 2016; included an injury rehabilitation assignment to Gwinnett (AAA).

COMPLETE RECORD

Year	Club	W-L	ERA	G	GS	CG	SHO	SV	IP	H	R	ER	HR	HB	BB	SO	WP	BK
2013	Hillsboro	1-1	2.90	8	8	0	0	0	31.0	25	10	10	2	2	13	28	1	0
	South Bend	0-2	3.57	3	3	0	0	0	17.2	19	10	7	0	1	4	13	0	1
2014	South Bend	1-2	4.04	6	6	1	0	0	35.2	25	19	16	2	1	14	44	2	0
	Visalia	4-2	4.35	13	13	0	0	0	72.1	70	37	35	6	10	21	81	7	0
	Mobile	4-1	1.94	8	8	0	0	0	46.1	30	11	10	4	2	16	46	2	0
2015	Mobile	6-3	2.70	13	13	1	0	0	83.1	70	28	25	8	3	23	64	8	0
	Reno	7-2	3.16	13	12	0	0	0	77.0	67	31	27	5	1	27	56	2	0
2016	Gwinnett	5-4	4.65	13	13	0	0	0	71.2	77	38	37	4	3	32	71	6	0
	Atlanta	2-7	7.59	15	15	0	0	0	70.0	82	61	59	14	6	34	46	0	0
Minor Totals		28-17	3.46	77	76	2	0	0	435.0	383	184	167	31	23	150	403	28	1
Major Totals		2-7	7.59	15	15	0	0	0	70.0	82	61	59	14	6	34	46	0	0

Bold indicates led league; #Injury rehabilitation assignment.

MAJOR LEAGUE FIELDING RECORD

Position	PCT	G	PO	A	E	TC	DP
Pitcher	.929	15	4	9	1	14	2

MAJOR LEAGUE BATTING RECORD

Year	Club	AVG	G	AB	R	H	2B	3B	HR	RBI	SH	SF	HP	BB	SO	SB	CS	E
2016	Atlanta	.048	15	21	0	1	0	0	0	0	2	0	0	0	9	0	0	1

BRAVES WHO DEBUTED IN 2016			
Date	Player	Opp.	Stats
4/6	John Gant	WSH	1.0 IP in relief, 1 H, 0 R, 0 BB, 1 K (14 pitches)
4/11	Mallex Smith	WSH	Started at CF, batted leadoff: 1-for-3, R
4/12	Hunter Cervenka	WSH	0.0 IP in relief, 1 H (4 pitches)
4/24	Aaron Blair	NYM	L, 5.1 IP, 6 H, 3 R, 3 ER, 2 BB, 1 SO (80 pitches)
6/22	Tyrell Jenkins	MIA	1.0 IP in relief, 1 H, 0 R, 0 BB, 0 K (16 pitches)
6/27	Mauricio Cabrera	CLE	1.0 IP in relief, 1 H, 0 R, 0 BB, 0 K (7 pitches)
6/29	Joel De La Cruz	CLE	L, 6.0 IP, 7 H, 3 R, 3 ER, 1 BB, 1 K, 1 HR (85 pitches)
8/3	Rob Whalen	PIT	W, 5.0 IP, 4 H, 4 R, 4 ER, 4 BB, 5 SO, 1 HR (98 pitches)
8/7	Madison Younginer	STL	0.2 IP in relief, 3 H, 2 R, 2 ER, 0 BB, 0 K (19 pitches)
8/13	Jason Hursh	WSH	1.0 IP in relief, 3 H, 1 R, 1 ER, 0 BB, 1 K, 1 WP (23 pitches)
8/17	Dansby Swanson	MIN	Started at SS, batted 8th: 2-for-4, 1 K
9/3	Jed Bradley	PHI	W, 1.0 IP in relief, 0 H, 0 R, 0 BB, 1 K (12 pitches)
9/18	Rio Ruiz	WSH	Announced as pinch hitter, did not bat

**NON-ROSTER INVITEE**

# EMILIO BONIFACIO

# 64

## OUTFIELDER

Full Name: **Emilio José Bonifacio**Bats: **Switch**Throws: **Right**Height: **5-10**Weight: **195**DOB: **April 23, 1985**Opening Day Age: **31**Born: **Santo Domingo, DR**Resides: **Miramar, FL**MLB Debut: **9/2/2007**MLB Service Time: **7.069**Acquired: **Signed to a minor-league contract, December 9, 2016**Contract Status: **Signed through 2017**

## CAREER HIGHLIGHTS

- Completed his 14th professional season in 2016, playing at both the Major League and Triple-A levels with the Braves organization.
- Has been a member of eight different organizations over his 14-year career after originally signing as a non-drafted free agent with the Arizona Diamondbacks in 2003.
- Ranks fifth in the Majors with 52 bunt hits since the start of the 2009 season.
- Since the start of the 2009 season, ranks 16th in the Majors with 151 infield hits.

## 2016

- Returned to the Braves organization for his second stint in 2016, playing in a total of 131 games between Atlanta and Triple-A Gwinnett.
- Played the majority of the year at GWN where he batted .298 (125-for-420) with 14 doubles, 40 RBI and a team-best 37 stolen bases in 107 games.
- His 37 steals led the International League and registered fourth among Triple-A players...It was his highest stolen base total since 2011 when he stole 40 bases at the Major League level...His last minor league season with at least 37 stolen bases was in 2007 when he swiped 41...Became the third player in G-Braves' history to lead the IL in steals for a full season, joining Matt Young (39 SB in 2010) and Luis Durango (46 SB in 2012).
- Had his contract purchased twice during the season...Appeared on the major league roster from 6/21-7/7 and again 9/17 through the end of the season...Batted .211 (8-for-38) with three RBI in 24 games with Atlanta.
- Finished the season with the eighth-highest batting average in the International League (.298, 125-for-420).

## CAREER HIGHS

Most Runs

**5, 5/12/14, CHI at STL**

Most Hits

**5, 4/2/14, CHI at PIT**

Most Doubles

**2, 4x, last: 4/12/13, TOR at KC**

Most Triples

**2, 5/13/12, MIA vs. NYM**

Most Home Runs

**1, 13x, last: 9/28/14 at PHI**

Most RBI

**3, 4x, last: 9/1/11, FLA at NYM**

Most Walks

**3, 9/19/08, WSH vs. SD**

Most Stolen Bases

**3, 2x, last: 7/10/11, FLA vs. HOU**

Longest Hitting Streak

**26 games, 6/28-7/28/11**

- Led qualifying Gwinnett players in batting average (.298) and ranked second in hits (125) and on-base percentage (.356).
- Hit at a .376 (41-for-109) clip for the month of August (29 games), the second-highest batting average in the International League during the month...Also had an IL-high 11 steals and was named by the organization as Gwinnett's August Player of the Month.



- Batted .388 (47-for-121) with 18 multi-hit efforts over his final 31 games, 8/4-9/5...Raised his season batting average from .261 to .298 in that span.
- Played four different defensive positions between Atlanta and Gwinnett including all three outfield positions and second base.

## 2015

- Spent his ninth Major League season with his eighth Major League organization (Chicago White Sox) and batted .167 (13-for-78) over 47 games.
- Made 18 starts, including 11 at first base, one in left field and six as the designated hitter.
- Placed on the Bereavement List on 7/23 and activated off the list on 7/26. Returned to game action on 7/28 and suffered a left oblique strain.
- Placed on the disabled list on 7/29 (left oblique strain); reinstated on 8/14. Appeared in two games, 8/14-15 (pinch runner and 0-for-1 as a pinch hitter) before being designated for assignment on 8/16.

## 2014

- Combined to hit .259 (102-for-394) with 17 doubles, four triples, three home runs, 24 RBI, 47 runs scored and 26 stolen bases over 110 games between the Cubs and Atlanta.
- Ranked 10th in the National League in stolen bases.
- Appeared in 65 games in center field, 31 at second base, seven at third, six in right, four at shortstop, four in left and one as the designated hitter.
- Was one of 10 position players to play at least one game at seven or more different positions (including DH) throughout the season (STATS LLC).
- Hit .365 (38-for-104) with eight doubles, a triple, three home runs and 13 RBI against left-handers, compared to .221 (64-for-290) with nine doubles, three triples and 11 RBI vs. righties.
- Posted a .281 (18-for-64) average with RISP and a .333 (1-for-3) mark with the bases loaded.
- Began the season with the Cubs after making the Opening Day roster as a non-roster invitee to spring training.
- Traded by the Cubs with left-hander James Russell to Atlanta in exchange for catcher Victor Caratini on 7/31.
- Became the first player in the modern era (since 1900) to record games with one, two, three, four and five hits within the team's first seven games of a season (Elias).
- His five hits on 4/2 at PIT were a career high.

- Went 9-for-12 (.750) over the first two games of the season, becoming the first player in the modern era (since 1900) to collect nine or more hits in his first two games with any team (Elias).
- Was on the disabled list with a right oblique strain from 6/13-7/22, including rehabilitation assignments to the Arizona League Cubs and Class AA Tennessee (.269, 7-for-26).
- Hit his second career leadoff home run on 9/28 at PHI (also 9/25/11 at MIL).
- Signed as a minor-league free agent on 2/15 with an invitation to spring training.

## 2013

- Batted .243 (102-for-420) with 22 doubles, three triples, three home runs, 31 RBI, 54 runs scored and 28 stolen bases in 136 games between TOR and KC.
- Appeared in 90 games (78 starts) at second base, 20 (11) in left field, 15 (13) in center, six (five) at third, five (three) in right and one (zero) at shortstop.
- Was TOR's Opening Day second baseman...Went 9-for-36 (.250) in his first 10 games before going 3-for-39 (.077) over his next 18.
- Hit .308 (8-for-26) over 14 games in July.
- Claimed by the Royals off waivers from TOR on 8/14...Reached base safely in 13 of his first 14 games with KC from 8/15-9/1.
- Was successful on 14 straight stolen-base attempts, 8/9-9/5, including multi-steal efforts on 8/22 vs. CWS (two) and 9/1 at TOR (two).

## 2012

- Appeared in 64 games with MIA due to injuries.
- Tied for second in the National League with a 90.9 stolen-base percentage (30-for-33) and ranked ninth with 30 stolen bases.
- His 20 consecutive stolen bases to begin the season established a Marlins record.
- Reached base safely in his first 14 games of the season, hitting .321 (17-for-53) with nine walks.
- Was on the disabled list with a sprained left thumb from 5/20-7/12 and again from 8/4-18.
- Made three starts before suffering a right knee sprain on 8/21 at ARI.
- Placed on the disabled list for the third time on 8/22 and missed the remainder of the season.
- Was traded by MIA to TOR on 11/19/12 in a 12-player deal that included Mark Buehrle, Josh Johnson and Jose Reyes.

## 2011

- Set career highs in average (.296), hits (167), doubles (26), triples (seven), home runs (five), RBI (36), runs scored (78), stolen bases (40), walks (59), games (152), on-base (.360) and slugging percentage (.393) in his second season with FLA.
- Led the National League in bunt hits (16) and infield hits (45) and tied for second in stolen bases...His 78.4 (40-for-51) stolen-base percentage was the third-best mark in Marlins history among players with 40 attempts.
- Was named the Jeff Conine "Mr. Marlin" Award winner by the South Florida Chapter of the BBWAA.
- Tabbed the National League Player of the Month for July after hitting .380 (38-for-100) with 27 runs scored and 16 stolen bases.
- Ranked second among NL leadoff hitters with a .376 on-base percentage and third with a .310 (123-for-397) average.
- Made 141 starts, including 61 at shortstop, 30 at third base, 28 in left field, 11 in right, nine in center and two at second.
- Appeared at three different positions (right field, third base and center) on 4/2 vs. NYM, matching a franchise record.
- Repeated the feat on 7/22 (third, center and shortstop).
- Registered a career-high, 26-game hitting streak from 6/28- 7/28 (.390, 39-for-100), the third-longest streak in the majors.
- Matched a career high with three RBI on 5/1 at CIN, 8/23 vs. CIN and 9/1 at NYM.
- Tied a career-high three stolen bases on 7/10 vs. HOU (also 4/6/09 vs. WSH).

## 2010

- Opened the season on Florida's Major League roster before being optioned to Class AAA New Orleans on 4/14...Recalled by FLA on 6/7.
- Appeared in 47 games (37 starts) with FLA; 17 (14) in center field, nine (eight) at shortstop, seven (five) in left, six (four) in right, six (four) at third base and five (two) at second.
- Batted .348 (16-for-46) vs. left-handers, compared to .231 (31-134) against righties.
- Was 12-for-12 in stolen base attempts.

## 2009

- Spent his first full season (third overall) in the Major Leagues and first with FLA.
- Tied for third in the Majors with 14 bunt hits and ranked sixth with 34 infield hits.

- Appeared in 86 games (82 starts) at third base, 20 (12) at shortstop, 11 (six) in center and seven (four) at second.
- Was the Marlins Opening Day third baseman vs. WSH, going 4-for-5 with his first career home run - an inside-the-park drive off Julian Tavarez - four runs scored and three stolen bases.
- Became the first player since Cesar Izturis (2001) to record an inside-the-parker as his first Major-League home run...It was the first inside-the-park home run on Opening Day since Carl Yastrzemski on 4/10/68 at DET.
- His four runs scored tied a franchise Opening Day record (18th time).
- Also set a career high with three stolen bases.
- Became the first player in the Majors since the Yankees' Wade Boggs in 1994 to record eight hits and six runs scored through a team's first three games of a season.

## 2008

- Hit a combined .243 (41-169) with six doubles, five triples, four RBI, 29 runs scored and seven stolen bases in 49 games between ARI and WSH.
- Opened the season with Triple-A Tucson before being recalled by ARI on 7/4.
- Stole his first career base on 7/4 vs. SD.
- Played in eight games with ARI before being traded to WSH in exchange RHP Jon Rauch on 7/22.
- Was optioned to Triple-A Columbus and recalled by the Nationals on 8/1.
- Hit .311 (19-for-61) over a 16-game stretch from 8/13-9/5...Batted .314 (125-for-398) with 20 doubles, five triples, a home run, 32 RBI, 58 runs scored 21 stolen bases in 93 games between Tucson and Columbus.
- Compiled a 10-game hitting streak with Tucson from 4/25-5/4 (.453, 24-for-53).
- Nine of the 10 games were multi-hit efforts, including four hits on 5/3 at Albuquerque.
- Was traded by WSH with pitcher D.J. Dean and infielder Jacob Smolinski to Florida in exchange for pitcher Scott Olsen and outfielder Josh Willingham on 11/11/08.

## 2007

- In his sixth professional season, made his Major League debut with the Arizona Diamondbacks, 9/2 vs. COL as a pinch runner in the eighth inning.
- Made his first career start (second base) on 9/10 at SF and recorded his first career hit and RBI off Tim Lincecum in the fifth inning.

- Opened the season at Double-A Mobile and spent the majority of the season with that club before his recall by ARI on 9/1.
- Was named a Southern League All-Star after leading the league in stolen bases (41) and hits (157) and finishing second in runs scored (84).
- Hit .300 with Licey of the Dominican Winter League en route to being named *Baseball America's* Winter League Player of the Year.

## MINOR LEAGUE HIGHLIGHTS

- In **2006**, led the California League while ranking seventh among all minor leaguers with 61 stolen bases.
- His hit total of 175 and his 117 runs scored ranked as the second-most among all minor leaguers and in the CL.
- Was named to the CL All-Star team and also named a CL postseason and High-A All-Star by *Baseball America*.
- In **2005**, ranked second in the Midwest League with 55 stolen bases and was named to the Midwest League All-Star team.
- Made his professional debut in **2002** with the Dominican Summer League Diamondbacks.

## PERSONAL

- He and his wife Coralina have two sons, Emil Andres and Gael.
- Attended Loyola High School in Santo Domingo, Dominican Republic.
- His younger brother, Jorge, is an outfielder in the Kansas City organization.

## TRANSACTIONS

- Signed by the Arizona Diamondbacks as a non-drafted free agent on December 27, 2001... Signed by Junior Noboa.
- Acquired by the Washington Nationals from the Arizona Diamondbacks in exchange for RHP Jon Rauch on July 22, 2008.
- Acquired by the Florida Marlins along with RHP P.J. Dean and INF Jake Smolinski from the Washington Nationals in exchange for LHP Scott Olsen and OF Josh Willingham on November 11, 2008.
- On Miami disabled list (sprained left thumb) from May 19 to July 13, 2012; included injury rehabilitation assignment with Jupiter (High-A).
- On Miami disabled list (sprained left thumb) from August 4 to August 19, 2012; included injury rehabilitation assignment with Jupiter (High-A).
- On Miami disabled list (right knee sprain) from August 22 to the end of the 2012 season.
- Acquired by the Toronto Blue Jays along with RHP Josh Johnson, LHP Mark Buehrle, INF Jose Reyes, C John Buck and cash considerations from the Miami Marlins for RHP Henderson Alvarez, INF Yunel Escobar, INF Adeiny Hechavarria, C Jeff Mathis, LHP Justin Nicolino, RHP Anthony Desclafani and OF Jake Marisnick on November 19, 2012.
- Acquired by the Kansas City Royals for cash considerations or a player to be named later on August 13, 2013.
- Signed by the Chicago Cubs to a minor league contract on February 19, 2014.
- Acquired by the Atlanta Braves along with LHP James Russell from the Chicago Cubs in exchange for C Victor Caratini on July 31, 2014.
- Signed by the Chicago White Sox to a one-year contract for the 2015 season with an option for the 2016 season on March 1, 2015.
- On Chicago (AL) disabled list (strained left oblique) from July 29 to August 14, 2015; included an injury rehabilitation assignment to Charlotte (AAA).
- Signed by the Chicago Cubs to a minor league contract on August 25, 2015.
- Signed by the Atlanta Braves to a one-year contract on December 9, 2015.
- Signed by the Atlanta Braves to a minor league contract on December 9, 2016.

**COMPLETE RECORD**


Year	Club	AVG	G	AB	R	H	2B	3B	HR	RBI	SH	SF	HP	BB	SO	SB-CS	OBP	SLG	E
2003	Missoula	.199	54	146	20	29	1	1	0	16	4	1	3	18	43	15-3	.298	.219	11
2004	South Bend	.260	120	411	59	107	9	6	1	37	9	2	3	25	122	40-10	.306	.319	23
2005	South Bend	.270	127	522	81	141	14	7	1	44	7	4	2	56	90	55-17	.341	.330	23
2006	Lancaster	.321	130	546	117	175	35	7	7	50	8	4	6	44	104	61-14	.375	.449	21
2007	Mobile	.285	132	551	84	157	21	5	2	40	4	1	2	38	105	41-13	.333	.352	21
2008	Arizona	.217	11	23	2	5	1	0	0	2	0	0	0	4	3	0-1	.333	.261	1
	Tucson	.302	85	367	49	111	18	5	1	29	6	2	0	27	64	17-8	.348	.387	11
	Arizona	.167	8	12	3	2	1	0	0	2	0	0	0	5	1-0	.167	.250	0	
	Columbus	.452	8	31	9	14	2	0	0	3	0	1	0	4	4	4-2	.500	.516	1
2009	Washington	.248	41	157	26	39	5	5	0	12	0	3	0	14	41	6-4	.305	.344	7
	Florida	.252	127	461	72	116	11	6	1	27	8	4	2	34	95	21-9	.303	.308	17
2010	Florida	.261	73	180	30	47	6	3	0	10	1	3	0	17	42	12-0	.320	.328	3
2011	New Orleans	.274	40	164	19	45	8	3	0	11	2	0	0	16	33	8-4	.339	.360	10
	Florida	.296	152	565	78	167	26	7	5	36	11	5	1	59	129	40-11	.360	.393	14
2012	Miami	.258	64	244	30	63	3	4	1	11	4	0	1	25	52	30-3	.330	.316	5
2013	Jupiter	.167	9	30	6	5	1	0	0	4	0	0	0	6	9	3-1	.306	.200	0
	Toronto	.218	94	262	33	57	16	1	3	20	3	2	2	13	66	12-6	.258	.321	7
2014	Kansas City	.285	42	158	21	45	6	2	0	11	3	1	0	17	37	16-2	.352	.348	3
	Chicago (AL)	.279	69	276	35	77	14	3	2	18	6	0	0	16	49	14-6	.318	.373	7
	AZL Cubs#	.300	3	10	1	3	0	0	0	0	0	0	0	1	2	1-0	.364	.300	0
	Tennessee#	.250	4	16	1	4	0	0	0	0	0	0	0	0	2	0-1	.250	.250	2
2015	Atlanta	.212	41	118	12	25	3	1	1	6	0	0	0	10	36	12-2	.273	.280	1
	Chicago (AL)	.167	47	78	5	13	2	0	0	4	1	0	1	2	27	1-4	.198	.192	3
	Charlotte#	.364	3	11	0	4	2	0	0	1	0	0	0	0	2	0-0	.364	.545	1
2016	Iowa	.469	13	49	12	23	2	0	0	3	0	0	0	8	6	6-1	.544	.510	3
	Gwinnett	.298	107	420	57	125	14	5	2	40	7	4	1	39	70	37-9	.356	.369	4
	Atlanta	.211	24	38	6	8	0	0	0	3	2	0	0	3	12	1-0	.268	.211	0
Minor Totals		.288	835	3274	515	943	127	39	14	278	47	19	17	282	656	288-83	.346	.363	136
N.L. Totals		.265	610	2074	294	549	70	29	10	127	32	15	4	182	464	137-36	.323	.341	50
A.L. Totals		.231	183	498	59	115	24	3	3	35	7	3	3	32	130	29-12	.280	.309	13
Atlanta Totals		.212	65	156	18	33	3	1	1	9	2	0	0	13	48	13-2	.272	.263	1
Major Totals		.258	793	2572	353	664	94	32	13	162	39	18	7	214	594	166-48	.315	.335	63

Bold indicates led league; #Injury rehabilitation assignment

**MAJOR LEAGUE FIELDING RECORD**

Position	PCT	G	PO	A	E	TC	DP
Second Base	.968	213	336	498	28	862	134
Center Field	.989	179	354	4	4	362	1
Third Base	.946	142	72	225	17	314	25
Shortstop	.962	101	126	206	13	345	42
Left Field	.992	84	115	3	1	119	0
Right Field	1.000	34	51	3	0	54	0
Outfield	.991	289	520	10	5	535	1



**NON-ROSTER INVITEE**

# BLAINE BOYER

# 48

## RIGHT-HANDED PITCHER

Full Name: **Blaine Thomas Boyer**Bats: **Right**Throws: **Right**Height: **6-3**Weight: **225**DOB: **July 11, 1981**Opening Day Age: **35**Born: **Atlanta, GA**Resides: **Marietta, GA**MLB Debut: **June 12, 2005**MLB Service Time: **7.070**Acquired: **Signed to minor league contract, January 21, 2017**Contract Status: **Signed through 2017**

## 2016

- Spent his first season in Milwaukee, pitching 66.0 innings, his most since a career-high 72.0 in 2008 with ATL...Went to spring training as a non-roster invite and made his second consecutive Opening Day roster.
- Made 61 appearances after appearing in 68 games in 2015...Is one of 27 right-handers in MLB to have at least 61 appearances each of the last two seasons.
- Fanned 26, the fewest in MLB among pitchers with at least as many innings as Boyer...The last right-hander with as few strikeouts in as many innings was BOS' Aaron Cook (20 in 94.0 IP) in 2012...Boyer's strikeout rate of 9.2% ranked lowest in MLB (minimum 40 innings).
- According to MLB's Statcast, out of 265 pitchers who had at least 150 balls put in play against them, Boyer allowed the lowest rate of barreled balls (1.0 percent)...His average exit velocity measured 86.2 mph and ranked 11th...Created by Tom Tango, the Barreled Ball classification is assigned to batted-ball events whose comparable hit types (in terms of exit velocity and launch angle) have historically led to a minimum .500 batting average and 1.500 slugging percentage.
- Went more than three outs 14 times, including a season-high 2.0 innings eight times.

## 2015

- An invite to Twins spring training, Minnesota selected his contract on 3/30 and he went on to make 68 appearances, his most since a career-high 76 in 2008 with ATL.
- Made Twins Opening Day roster, his first Opening Day roster since 2011 with New York (NL).

## CAREER HIGHS

Most IP

**5.0, 6/3/09, STL vs. CIN**

Most Runs Allowed

**5, 7/9/09, ARI vs. FLA**

Most ER Allowed

**4, 7x, last: 6/13/16, MIL at SF**

Most Hits Allowed

**5, 4x, last: 8/25/14, SD vs. MIL**

Most HRs Allowed

**2, 7/22/14, SD at CHI**

Most Walks

**4, 4/27/10, ARI at COL**

Most Strikeouts

**3, 7x, last: 8/29/14, SD vs. LAD**

Longest Winning Streak

**2, 3x, last: 7/21-8/10/10**

Longest Losing Streak

**4, 4/6/11-4/11/15**

- His 2.49 ERA tied for the 15th-best among AL relievers (minimum 50.0 innings).
- Appeared in 300th career game, 6/27 at MIL.
- Appeared 42 games pre-All-Star break, tied for most in the AL.
- Placed on 15-day disabled list, 8/14-8/26 with right elbow inflammation.

## 2014

- Started season with Triple-A El Paso.
- San Diego selected his contract on 5/22 and made his Padres debut that day vs. CHI, his first MLB game since 4/10/11 with NYM vs. WSH.
- Returned to El Paso after being designated for assignment, 5/25...Returned to San Diego, 6/15 for the remainder of the season
- Retired the first 26 right-handed hitters he faced, 5/22-7/9 before allowing a double to Drew Butera, 7/11 vs. LAD...According to STATS, Inc., it was the longest such streak by a major league pitcher since they started tracking data in 1974... Prior to Boyer, the longest streak belonged to Florida's Eric Ludwick in 1998 and Oakland's Russ Springers in 2009, who both opened their seasons with 24 straight right-handers retired.

## 2013

- Returned to baseball, signing a minor league contract with Kansas City and pitching in 13 games for Triple-A Omaha before joining the Hanshin Tigers in the Nippon Professional Baseball league in Japan.
- Went 0-1, 3.00 ERA (5 ER/15.0 IP) in 13 relief outings for the Storm Chasers before being released by Kansas City, 5/16...Signed with the Hanshin Tigers in Japan, 5/21 and finished the season in the Nippon League, going 3-1 with a 2.67 ERA (8 ER/27.0 IP) in 22 games.

## 2012

- Chose not to pitch.

## 2011

- Made the Mets' Opening Day roster before being designated for assignment, 4/11.
- Signed with Pittsburgh, 4/20 and pitched in 11 games, all in relief, for Triple-A Indianapolis before being released 6/17.
- Signed with St. Louis, 7/5...Made seven starts between Single-A Palm Beach and Triple-A Memphis before being released 8/13.

## 2010

- Spent year between Arizona and Triple-A Reno.
- Made ARI opening day roster before going to Reno on 5/18...Returned on 6/8..

## 2009

- Began the year with Atlanta, but was traded to St. Louis on 4/20 in exchange for OF Brian Barton.
- Claimed on waivers by Arizona, 6/8.

## 2008

- Set career-highs in several categories including games pitched (76), innings pitched (72.0) and strikeouts (67) with Atlanta.
- Finished tied for ninth among all major league pitchers with 76 games pitched.
- Notched his first career save on 5/14 at PHI.

## 2007

- Started season on the disabled list after straining an oblique muscle during spring training... Reinstated 5/7.
- Made eight appearances at Triple-A Gwinnett before being recalled to Atlanta, 6/5...Made five relief appearances before being optioned back to Gwinnett, 6/14 for the remainder of the year.

## 2006

- Made the Braves Opening Day roster and appeared in two games before undergoing surgery on his right shoulder, 4/18.

## 2005

- Started season with Double-A Mississippi before being recalled 6/12 to make his MLB debut that day vs. OAK...Tossed 1.0 inning of relief, allowing one run on two hits and was dealt the loss.
- Earned first major league win, 8/10 vs. SF, entering in the 11th, pitching 2.0 scoreless innings.

## MINOR LEAGUE HIGHLIGHTS

- Led the Carolina League in innings pitched (154.0) in **2004**, also earning All-Star honors.

## AMATEUR

- In 2000, graduated from Walton High School in Marietta, Ga., where he was an honorable mention All-American center-fielder as well as All-County and All-State...Also lettered in football and basketball in high school.

## PERSONAL

- He and his wife, Ginsey, have a son, Levi and a daughter, Benaiah.
- On the Board of Help One Now.
- Also worked with the Deliver Fund in the fight against human trafficking.

# TRANSACTIONS

- Selected by the Atlanta Braves in the third round of the 2000 First-Year Player draft...Signed by Rob English.
- On Atlanta disabled list (right shoulder surgery) from June 24 through the end of the 2006 season.
- Acquired by the St. Louis Cardinals from the Atlanta Braves in exchange for outfielder Brian Barton on April 20, 2009.
- Claimed off waivers by the Arizona Diamondbacks on June 8, 2009.
- Signed by the New York Mets to a minor league contract on January 21, 2011.
- Signed by the Pittsburgh Pirates to a minor league contract on April 18, 2011.
- Signed by the St. Louis Cardinals to a minor league contract on July 7, 2011.
- Signed by the Kansas City Royals to a minor league contract on January 5, 2013.
- Signed by the San Diego Padres to a minor league contract on January 9, 2014.
- Signed by the Minnesota Twins to a minor league contract on December 31, 2014.
- On Minnesota disabled list (right elbow inflammation) from August 9 to August 29, 2015
- Signed by the Milwaukee Brewers to a minor league contract on February 12, 2016
- Signed by the Atlanta Braves to a minor league contract on January 21, 2017

## COMPLETE RECORD

Year	Club	W-L	ERA	G	GS	CG	SHO	SV	IP	H	R	ER	HR	HB	BB	SO	WP	BK
2000	GCL Braves	1-3	2.51	11	5	0	0	1	32.1	24	16	9	0	3	19	27	3	2
2001	Danville	4-5	4.32	13	12	0	0	0	50.0	48	35	24	4	5	19	57	9	1
2002	Macon	5-9	3.07	43	0	0	0	1	70.1	52	30	24	0	5	39	73	8	2
2003	Rome	12-8	3.69	30	26	1	0	0	136.2	146	70	56	5	4	58	115	10	1
2004	Myrtle Beach	10-10	2.98	28	28	0	0	0	<b>154.0</b>	138	63	51	4	7	49	95	7	0
2005	Mississippi	2-4	5.03	14	8	0	0	0	48.1	62	28	27	4	2	18	40	0	0
	Atlanta	4-2	3.11	43	0	0	0	0	37.2	32	13	13	1	2	17	33	2	0
2006	Atlanta	0-0	40.50	2	0	0	0	0	0.2	4	3	3	0	0	1	0	0	0
2007	Richmond	4-3	4.30	21	12	0	0	2	73.1	76	40	35	1	7	50	62	5	0
	Atlanta	0-0	3.38	5	0	0	0	0	5.1	10	3	2	0	0	1	3	2	0
2008	Atlanta	2-6	5.88	76	0	0	0	1	72.0	73	51	47	10	2	25	67	2	0
2009	Atlanta	0-1	40.50	3	0	0	0	0	1.1	3	6	6	0	1	3	2	0	0
	St. Louis	0-0	4.41	15	0	0	0	0	16.1	14	10	8	1	1	5	9	0	0
	Arizona	0-1	2.68	30	0	0	0	0	37.0	39	20	11	0	3	12	18	2	0
2010	Arizona	3-2	4.26	54	0	0	0	0	57.0	59	32	27	3	1	29	29	2	0
	Reno	1-0	1.50	5	0	0	0	2	6.0	5	1	1	0	0	1	9	0	0
2011	New York (NL)	0-2	10.80	5	0	0	0	1	6.2	13	8	8	2	1	1	1	0	0
	Indianapolis	0-0	13.50	11	0	0	0	0	8.0	14	14	12	3	1	9	8	2	0
	Palm Beach	1-1	5.06	3	3	0	0	0	10.2	6	6	6	1	0	3	11	0	0
	Memphis	0-2	13.50	4	4	0	0	0	16.0	34	26	24	5	1	9	5	1	0
2012							Did Not Pitch											
2013	Omaha	0-1	3.00	13	0	0	0	1	15.0	15	9	5	3	0	3	18	1	0
	Hanshin (JPN)	3-1	2.67	22	0	0	0	0	27.0	20	8	8	3	0	4	21	0	0
2014	El Paso	1-2	3.10	25	0	0	0	7	29.0	26	10	10	2	1	6	28	0	0
	San Diego	0-1	3.57	32	0	0	0	0	40.1	34	16	16	2	0	8	29	1	0
2015	Minnesota	3-6	2.49	68	0	0	0	1	65.0	62	24	18	5	0	19	33	5	0
2016	Milwaukee	2-4	3.95	61	0	0	0	1	66.0	80	30	29	4	1	17	26	0	0
<b>Minor Totals</b>		<b>41-48</b>	<b>3.93</b>	<b>221</b>	<b>98</b>	<b>1</b>	<b>0</b>	<b>14</b>	<b>649.2</b>	<b>646</b>	<b>348</b>	<b>284</b>	<b>32</b>	<b>36</b>	<b>283</b>	<b>548</b>	<b>46</b>	<b>6</b>
<b>Japan Totals</b>		<b>3-1</b>	<b>2.67</b>	<b>22</b>	<b>0</b>	<b>0</b>	<b>0</b>	<b>0</b>	<b>27.0</b>	<b>20</b>	<b>8</b>	<b>8</b>	<b>3</b>	<b>0</b>	<b>4</b>	<b>21</b>	<b>0</b>	<b>0</b>
<b>A.L. Totals</b>		<b>3-6</b>	<b>2.49</b>	<b>68</b>	<b>0</b>	<b>0</b>	<b>0</b>	<b>1</b>	<b>65.0</b>	<b>62</b>	<b>24</b>	<b>18</b>	<b>5</b>	<b>0</b>	<b>19</b>	<b>33</b>	<b>5</b>	<b>0</b>
<b>N.L. Totals</b>		<b>11-19</b>	<b>4.50</b>	<b>326</b>	<b>0</b>	<b>0</b>	<b>0</b>	<b>3</b>	<b>340.1</b>	<b>361</b>	<b>192</b>	<b>170</b>	<b>23</b>	<b>12</b>	<b>119</b>	<b>217</b>	<b>11</b>	<b>0</b>
<b>Atlanta Totals</b>		<b>6-9</b>	<b>5.46</b>	<b>129</b>	<b>0</b>	<b>0</b>	<b>0</b>	<b>1</b>	<b>117.0</b>	<b>122</b>	<b>76</b>	<b>71</b>	<b>11</b>	<b>5</b>	<b>47</b>	<b>105</b>	<b>6</b>	<b>0</b>
<b>Major Totals</b>		<b>14-25</b>	<b>4.17</b>	<b>394</b>	<b>0</b>	<b>0</b>	<b>0</b>	<b>4</b>	<b>405.1</b>	<b>423</b>	<b>216</b>	<b>188</b>	<b>28</b>	<b>12</b>	<b>138</b>	<b>250</b>	<b>16</b>	<b>0</b>

Bold indicates led league; #Injury rehabilitation assignment.

## MAJOR LEAGUE FIELDING RECORD

Position	PCT	G	PO	A	E	TC	DP
Pitcher	.929	394	21	57	6	84	3



# MAURICIO CABRERA

# 56

## RIGHT-HANDED PITCHER

Full Name: **Mauricio Adolfo Cabrera**

Bats: **Right**

Throws: **Right**

Height: **6-3**

Weight: **245**

DOB: **9/22/1993**

Opening Day Age: **23**

Born: **Las Matas de Farfan, DR**

Resides: **Las Matas de Farfan, DR**

MLB Debut: **June 27, 2016**

MLB Service Time: **0.098**

Acquired: **Signed as a non-drafted free agent, July 2, 2010**

Contract Status: **Signed through 2017**

## 2016

- Split the season between Atlanta and Double-A Mississippi, making his major league debut on 6/27 with a scoreless inning of relief vs. CLE.
- Started the year with the M-Braves before the Braves recalled him on 6/27...Remained with the Braves for the remainder of the season, finishing with six saves and five wins to become the eighth Braves rookie in Atlanta franchise history to have at least five wins and five saves in a season...Mike Stanton did it last in 1991, winning five times and saving seven games.
- His six saves were fourth most among MLB rookies...From the date of his debut (6/27) through the end of the season, his 41 games pitched tied for the most appearances by a rookie pitcher in the majors...Among all pitchers in that time frame, Cabrera tied for the seventh most appearances in the majors, five off the lead of ARI's Randall Delgado and SD's Brad Hand.
- Did not allow a home run over his 38.1 innings pitched...His run is the fifth-longest active homerless streak in the NL...By games (41), Cabrera's streak is the fifth longest in Atlanta franchise history (since 1966)...Did not allow a home run for the M-Braves either...Last surrendered a home run on 8/19/15, a span of 78.0 professional innings.
- Finished with the second-highest average pitch velocity in the majors at 100.6...Only Aroldis Chapman (100.9) threw harder, according to MLB's Statcast...He and Chapman were the only two pitchers to throw a pitch at least 103 mph.
- Earned his first career win, 7/19 at CIN...Struck out two over 1.2 innings in a 5-4, 11-inning win.
- Collected his first save, 6/30 vs. MIA...Retired the only batter he faced in the 8-5 win.

## CAREER HIGHS

Most IP

**1.2, 2x, last: 9/7/16 at WSH**

Most Runs Allowed

**4, 9/9/16 vs. NYM**

Most ER Allowed

**3, 2x, last: 9/9/16 vs. NYM**

Most Hits Allowed

**3, 3x, last: 8/16/16 vs. MIN**

Most HRs Allowed

**None**

Most Walks

**3, 9/9/16 vs. NYM**

Most Strikeouts

**3, 3x, last: 9/2/16 at PHI**

Longest Winning Streak

**3, 7/19/16-9/2/16**

Longest Losing Streak

**1, 9/9/16**

- Compiled a 1.25 ERA (3 ER/21.2 IP) over 21 games, 6/23-9/7.
- Held righties to a .189 average (14-for-74) with one extra-base hit.
- Entered the 2016 season ranked by *Baseball America* as the Braves' 29th-best prospect.

## 2015

- Split his fifth pro campaign between High-A Carolina and Double-A Mississippi...Totaled a 2-3 record with one save and a 5.59 ERA.
- Collected his first professional save on 6/6 at Myrtle Beach
- Logged 53 strikeouts over 48.1 innings, an average of 9.9 strikeouts per 9.0 innings pitched.
- Did not allow a run in 23 of his 36 appearances, including 36.1 of 48.1 innings pitched.
- Allowed one earned run or less in 28 of his 36 appearances...His ERA in those games was 1.05 (5 ER/42.2 IP)...In his other eight outings, his ERA was 39.71 (25 ER/5.2 IP), with 24 hits, a .600 opponents' batting average and 13 walks.
- Entered the season ranked by *Baseball America* as the Braves' 17th-best prospect.

## 2014

- Spent the majority of his fourth professional season with High-A Lynchburg, going 1-1 with a 5.59 ERA over 19 appearances (three starts).
- Opened the season with Lynchburg and made three starts (10.1 IP) before being placed on the disabled list on 4/24 with a right elbow injury from mid-April through the middle of June.
- Reinstated from the disabled list on 7/2 and returned to Lynchburg where he transitioned to the bullpen for the remainder of the season.
- Labeled by *Baseball America* as Atlanta's fifth-best prospect entering the 2014 season.
- Had his contract purchased and was added to the 40-man roster on November 19.

## 2013

- Went 3-8 in his first season with Rome (A) logging the second-most strikeouts on the Club and eighth-most in the organization with 107.
- Set new career highs in starts (24) and innings pitched (131.1), pacing the R-Braves staff in starts and logging the second most innings.
- Entered the 2013 season as the Braves' sixth-best prospect, according to *Baseball America*.

## 2012

- Named the organization's Pitcher of the Year for Danville (R), along with the club's Pitcher of the Month for June and August.
- Tabbed as the Appalachian League Pitcher of the Week for the week of 7/2.

## 2011

- Earned the August organizational Player of the Month award for the DSL (0-0, 3.00 ERA).

## TRANSACTIONS

- Signed by the Atlanta Braves as a non-drafted free agent on July 2, 2010...Signed by Robert Aquino.

## COMPLETE RECORD

Year	Club	W-L	ERA	G	GS	CG	SHO	SV	IP	H	R	ER	HR	HB	BB	SO	WP	BK
2011	DSL Braves	1-5	4.30	19	9	0	0	0	52.1	51	38	25	3	6	24	36	13	0
2012	Danville	2-2	2.97	12	12	0	0	0	57.2	45	23	19	2	7	23	48	13	1
2013	Rome	3-8	4.18	24	24	1	0	0	131.1	118	74	61	3	6	71	107	16	4
2014	Lynchburg	1-1	5.59	19	3	0	0	0	29.0	24	22	18	1	4	19	28	6	1
	GCL Braves#	0-0	6.75	3	2	0	0	0	4.0	3	3	3	0	0	2	3	1	1
2015	Carolina	2-2	5.52	23	0	0	0	1	31.0	30	22	19	1	0	17	28	8	1
	Mississippi	0-1	5.71	13	0	0	0	0	17.1	12	12	11	1	1	18	25	8	0
2016	Mississippi	3-3	3.21	25	0	0	0	4	33.2	20	15	12	0	3	22	35	2	0
	Atlanta	5-1	2.82	41	0	0	0	6	38.1	31	14	12	0	1	19	32	2	0
<b>Minor Totals</b>		<b>12-22</b>	<b>4.24</b>	<b>138</b>	<b>50</b>	<b>1</b>	<b>0</b>	<b>5</b>	<b>356.1</b>	<b>303</b>	<b>209</b>	<b>168</b>	<b>11</b>	<b>27</b>	<b>196</b>	<b>310</b>	<b>67</b>	<b>8</b>
<b>Major Totals</b>		<b>5-1</b>	<b>2.82</b>	<b>41</b>	<b>0</b>	<b>0</b>	<b>0</b>	<b>6</b>	<b>38.1</b>	<b>31</b>	<b>14</b>	<b>12</b>	<b>0</b>	<b>1</b>	<b>19</b>	<b>32</b>	<b>2</b>	<b>0</b>

**Bold** indicates led league; #Injury rehabilitation assignment.

## MAJOR LEAGUE FIELDING RECORD

Position	PCT	G	PO	A	E	TC	DP
Pitcher	1.000	41	4	6	0	10	0





# JOHAN CAMARGO

# 67

## INFILDER

Full Name: **Johan Ramos Valentin Camargo**

Bats: **Switch**

Throws: **Right**

Height: **6-0**

Weight: **160**

DOB: **December 13, 1993**

Opening Day Age: **23**

Born: **Panama City, Panama**

Resides: **Betania, Panama**

MLB Debut: **None**

MLB Service Time: **0.000**

Acquired: **Signed as a non-drafted free agent, July 2, 2010**

Contract Status: **Signed through 2017**

## 2016

- Spent his first full season at the Double-A level in 2016 playing in 126 games, including 124 starts for the Mississippi Braves...Batted .267 (119-for-446) with a career-high 26 doubles, a career-high four home runs and 43 RBI...Had 36 total extra-base hits.
- Ranked second on the M-Braves in games (126), at-bats (446), hits (119) and doubles (26), third in triples (six) and batting average (tied, .267), and fourth in RBI (43) and runs (46).
- His 26 doubles also ranked seventh among Atlanta farmhands.
- Split time at second base, shortstop and third base, making 124 total starts...Made the most starts at second base with 64, followed by 31 starts at shortstop and 29 starts at third base...Posted a .971 fielding percentage (15 errors in 509 total chances) among the three positions.
- Batted .354 (34-for-96) in 27 games in July, with 14 runs, nine doubles, three triples and 14 RBI.
- Compiled a .320 (24-for-75) average against left-handed pitchers, while hitting .256 (95-for-371) versus righties.
- Closed the season by hitting .291 (65-for-223) in 62 games after the All-Star break, with 24 of his 36 extra-base hits on the season.
- Batted .315 (58-for-184) with runners on base, including a .296 (32-for-108) mark with runners in scoring position.
- Had his contract selected and was added to the 40-man roster on 11/18.
- Ranked by *Baseball America* as Atlanta's No. 27 prospect entering 2016, and as the "Best Defensive Infielder" in the farm system.

## 2015

- Played the full season with High-A Carolina, where he batted .258 (101-for-391) with 50 runs, 22 extra-base hits and 32 RBI in 130 games and picked up Carolina League Mid-Season and Year-End All-Star honors.
- Poked a career-high six triples on the season, tied for sixth-most among Braves farmhands...Opened the season batting .289 (54-for-187) in 64 games prior to the All-Star break, before batting just .230 (47-for-204) in 66 games over the season's second "half".
- Slugged his only home run of the season on 8/16 at Frederick, punctuating a 3-for-4 performance with two runs and two RBI.
- Had 21 multi-hit games during the campaign, including four three-hit efforts.
- Tied his career high with three RBI on 4/20 at Winston-Salem, part of a 1-for-3 night with a triple.
- Following the season appeared in 16 games with the Peoria Javelinas of the Arizona Fall League, batting .206 (13-for-63) with five runs and three RBI.

## 2014

- Entered the season ranked by *Baseball America* as the organization's 14th-best prospect and was also tabbed by the publication as the organization's "Best Defensive Infielder" in its "Best Tools" survey.
- Opened his fourth professional campaign (third active season) with Single-A Rome before joining High-A Lynchburg on 8/15.
- Combined to hit .266 (127-for-478) with 23 extra-base hits in 132 games between the two stops.

- Made 118 starts, all at shortstop, for Rome and Lynchburg...Set career highs in nearly every offensive category to include hits (127), doubles (18), RBI (46), stolen bases (7), runs (60) and games (132).
- Ranked in the Top 10 among all Braves farmhands in several offensive categories, including games (3rd, 132), at-bats (4th, 479), runs (T8th, 60), and hits (9th, 126).
- Went 1-for-6 with one walk and one run scored in two postseason games with Lynchburg.
- Batted just .167 (14-for-84) with no extra-base hits and five RBI in his first 23 games to open the season, from 4/3-30...In 110 games, from 5/1 through the end of the season, hit .287 (113-for-394) with 23 extra-base hits, including 18 doubles and 41 runs driven in.
- Strung together a 10-game hitting streak, 5/27-6/7: .442 (19-for-43).
- Of his 79 games with at least one hit, 38 were of the multi-hit fashion, including six games of three or more hits.
- Poked his only home run of the season on 8/25, going 2-for-4 with a pair of RBI.
- Went a perfect 5-for-5 on 5/28, scoring a pair of runs and tallying one RBI while falling a home run short of hitting for the cycle.

## 2013

- Rated by *Baseball America* as Atlanta's 19th-best prospect and as the "Best Defensive Infielder" in the Atlanta system.
- Led Danville (R) hitters in at-bats (228) and hits (67) while tying for the team lead in triples (four).
- Hit .323 (32-for-99) in 25 July contests, logging five doubles and a pair of triples while driving home seven.
- Recorded a .395 (17-for-43) average with two outs and RISP.
- Had a season-high four hits on 7/9, ending the night 4-for-5 with a double, triple, RBI and two runs.

## 2012

- Tabbed by the organization as the DSL Player of the Year after leading the team in average (.343), hits (68), doubles (14), OBP (.433), SLG (.455), and OPS (.887)...Led the organization in OBP among farmhands with more than 200 plate ppearances.

## 2011

- Missed the entire season due to right elbow tendinitis.

## TRANSACTIONS

- Signed by the Atlanta Braves as a non-draft free agent on July 2, 2010...Signed by Luis Ortiz

## COMPLETE RECORD

Year	Club	AVG	G	AB	R	H	2B	3B	HR	RBI	SH	SF	HP	BB	SO	SB-CS	OBP	SLG	E
2011						Did Not Play													
2012	DSL Braves	.343	59	198	38	68	14	1	2	26	10	1	7	25	27	6-3	.433	.455	21
2013	Danville	.294	57	228	28	67	7	4	0	14	5	0	5	18	31	3-3	.359	.360	9
2014	Rome	.267	115	420	53	112	16	4	0	40	15	7	2	34	50	7-6	.320	.324	33
	Lynchburg	.259	17	58	7	15	2	0	1	6	1	2	0	1	13	0-0	.262	.345	3
2015	Carolina	.258	130	391	50	101	15	6	1	32	20	4	4	30	54	4-2	.315	.335	24
2016	Mississippi	.267	126	446	46	119	26	6	4	43	17	3	1	24	82	1-2	.304	.379	15
<b>Minor Totals</b>		<b>.277</b>	<b>504</b>	<b>1741</b>	<b>222</b>	<b>482</b>	<b>80</b>	<b>21</b>	<b>8</b>	<b>161</b>	<b>68</b>	<b>17</b>	<b>19</b>	<b>132</b>	<b>257</b>	<b>21-16</b>	<b>.332</b>	<b>.361</b>	<b>105</b>

**Bold indicates led league; #Injury rehabilitation assignment**



# JOSH COLLMENTER

# 55

## RIGHT-HANDED PITCHER

Full Name: **Joshua Michael Collmenter**

Bats: **Right**

Throws: **Right**

Height: **6-4**

Weight: **244**

DOB: **February 7, 1986**

Opening Day Age: **31**

Born: **Marshall, MI**

Resides: **Phoenix, AZ**

MLB Debut: **April 17, 2011**

MLB Service Time: **5.144**

Acquired: **Acquired from Chicago (NL), September 17, 2016**

Contract Status: **Signed through 2017**

## 2016

- Split the season between Atlanta, Arizona's organization and the Chicago Cubs' Triple-A club at Iowa...Appeared in 18 total MLB games, making three starts...His starts all came with Atlanta, and he went 2-0 with a 2.37 ERA (5 ER/19.0 IP) for the Braves...Went 1-0 with a 4.84 ERA (12 ER/22.1 IP) in his 15 relief appearances.
- Began the season with Arizona...Started on the 15-day disabled list with right shoulder tightness...Reinstated on 5/27 and made his season debut that night vs. SD, allowing four runs, earned in 0.1 innings.
- Atlanta acquired him on 9/17 from CHI and he earned the win that night in his Braves debut after holding WSH to four hits and two runs over 5.0 innings...Struck out a career high-tying eight batters.
- Became the 16th different starter used by the Braves in his start on 9/17...That total was the most in the majors and tied a franchise record (since 1900)...The 1945 Boston Braves, the 1936 Boston Bees and the 1911 Boston Rustlers also used 16 starting pitchers...The last MLB team to use more in a season was the 2006 Kansas City Royals, who finished the year with 17 different starting pitchers...The MLB record since 1900 is 24 by the 1915 Philadelphia Athletics.
- Allowed one hit, a home run, during the first inning in his three starts with the Braves.
- Made 15 relief appearances for the Diamondbacks, earning a win on 6/24 at COL...In his other 14 appearances, Arizona went 0-14.
- Made 12 scoreless appearances for Arizona...Compiled a 46.29 ERA (12 ER/2.1 IP) in his other three outings, allowing four runs in each.

## CAREER HIGHS

Most IP

**9.0, 2x, last: 4/17/15, ARI at SF**

Most Runs Allowed

**9, 5/11/16, ARI vs. WSH**

Most ER Allowed

**9, 5/11/16, ARI vs. WSH**

Most Hits Allowed

**11, 2x, last: 7/26/14, ARI at PHI**

Most HRs Allowed

**4, 6/7/15, ARI vs. NYM**

Most Walks

**4, 6/20/14, ARI vs. SF**

Most Strikeouts

**8, 3x, last: 9/17/16 vs. WSH**

Longest Winning Streak

**6, 9/4/12-6/27/13**

Longest Losing Streak

**4, 2x, last: 7/1/13-9/19/13**

- Arizona designated him for assignment on 7/30 and unconditionally released him on 8/9...Signed a minor-league deal the next day with Chicago (NL).
- Went 1-0 with a 2.25 ERA (4 ER/16.0 IP) in four games, all starts, with Triple-A Iowa.
- Also pitched with Single-A Visalia and Triple-A Reno as part of his Major League rehabilitation assignment...Went 1-1 with a 4.06 ERA (14 ER/31.0 IP) in 10 MiLB games, nine starts.

## 2015

- Appeared in 44 games, 12 starts, in his fifth season with Arizona and went 4-6 with one save and a 3.79 ERA (51 ER/121.0 IP).
- Was one of eight NL pitchers with double-digits starts and relief appearances.
- Went 1-0 with a 1.89 ERA (11/52.1 IP) as a reliever and 3-6 with a 5.24 ERA (40 ER/68.2 IP) as a starter.
- His 1.89 ERA as a reliever ranked sixth in the NL.
- Made his first Opening Day start, 4/6 vs. SF.
- Recorded his second career shutout, 4/17 at SF.
- Pitched in both games of a doubleheader on 9/1 at COL, earning his second career save in the nightcap with 2.0 scoreless innings.

## 2014

- Established career highs in wins, starts, strikeouts and innings pitched, going 11-9 with one save and a 3.46 ERA (69 ER/179.1 IP) and 115 strikeouts in 33 games, 28 starts.
- Named the D-backs' Most Valuable Pitcher by the Arizona Chapter of the BBWAA.
- Became the second pitcher in club history with at least one shutout and one save in a season (also Brian Anderson in 1999).
- Finished as one of two pitchers in the Majors with at least one save, 10 wins and 150.0 innings (also SF's Tim Lincecum).
- Went 7-5 with a 2.63 ERA (32 ER/109.1 IP) in 20 games, 16 starts, at Chase Field...His 2.63 ERA was the fifth lowest at Chase Field in club history (minimum 15 starts).
- Earned his first career save on 4/9 at SF with 4.0 scoreless innings.
- Faced the minimum 27 batters in his first career shutout on 5/29 vs. CIN, joining Randy Johnson (5/18/04 at ATL) as the only two in club history to face the minimum in a 9.0-inning game.

## 2013

- Made 49 appearances in his first full season working out of the bullpen, going 5-5 with a 3.13 ERA (32 ER/92.0 IP).
- Ranked among NL relievers in innings pitched (first) and strikeouts (sixth, 85).
- His 92.0 IP were the third most by an Arizona reliever, trailing Byung-Hyun Kim's 98.0 in 2001 and Oscar Villarreal's 95.0 in 2003...Also marked the most innings by a NL reliever since Colorado's Matt Belisle in 2010 (also 92.0).
- His club-record 29.0 innings in extra frames were the most since Tug McGraw's 29.0 in 1972.

- First batters faced were 4-for-45 (.089), best in the Major Leagues.
- Led the NL with a club-record nine outings of at least 3.0 innings or more, four more than Alfredo Simon (5) and Jeanmar Gomez (5).
- Tossed 6.0 scoreless innings on 6/19 vs. MIA, the second-longest relief outing in club history and trailing only Randy Johnson's 7.0 innings on 7/18/01 at SD.

## 2012

- Split the season between the rotations and the bullpen for the Diamondbacks..
- Went 5-1 with a 2.13 ERA (17 ER in 72.0 IP) in 24 games from 5/5 through the end of season...His 2.13 ERA after 5/5 was the third-best in MLB.
- Made a spot start on 10-minutes notice for Joe Saunders on 6/22 vs. CHI (1 ER/4.0 IP).

## 2011

- Finished fifth in the NL Rookie of the Year balloting after going 10-10 with a 3.38 ERA (58 ER/154.1 IP) in 31 games, 24 starts...His 10 wins tied a then-Arizona rookie record.
- Ranked among NL rookie leaders in quality starts (1st, 15), innings (2nd), ERA (3rd) and wins (3rd).
- Made a start at Triple-A Reno before his recall on 4/15.
- Earned the win in his major league debut on 4/17 vs. SF with two scoreless innings...Became the first Arizona pitcher to win his debut at home.
- Did not allow a run in his first 15.0 innings as a starter, establishing a franchise record.
- Made his first MLB start on 5/14 at LAD, tossing 6.0 scoreless innings with two hits...Became the first pitcher in the modern era to win his initial start with 6.0 shutout innings and two or less hits while his own team had only one hit.
- Tossed 6.0 scoreless innings in each of his first 2 starts...Became the second pitcher since 1900 to win his first two MLB starts while pitching at least six shutout innings and allowing no more than two hits, joining the Rangers' Alexi Ogando on 4/5/11 vs. SEA and 4/11/11 at DET.
- Collected first hit on 5/19 vs. ATL.

## 2011 POSTSEASON

- Earned the win in Game 3 of the NLDS vs. Milwaukee, allowing one run on two hits in 7.0 IP.

# MINOR LEAGUE HIGHLIGHTS

- Won 14 games in **2010** to tie for fourth among all Minor League pitchers...Named the Pacific Coast League Pitcher of the Week 4/26-5/2...In **2009**, led the organization with 152 strikeouts and finished 13th among all Minor Leaguers...Named to the California League midseason All-Star Team...Also earned CL Pitcher of the Week honors on two occasions: 4/8-19 and 8/10-16...In **2007**, led the Northwest League with a 2.71 ERA (20 ER/66.1 IP) and ranked fifth with six wins...Named NL Pitcher of the Week for 8/6-12.

# AMATEUR

- Played collegiately at Central Michigan University...Was named Mid-American Conference (MAC) Pitcher of the Year, All-MAC first team, All-Mideast Region first team, All-America third team by *Baseball America* Great Lakes Region Pitcher of the Year by *InsidePitching.com*, Academic All-District IV second team, Academic All-MAC and CMU's Most Valuable Player during his junior season.
- Left CMU as the school's all-time career record holder with 24 wins and 288 strikeouts.

- Graduated from Homer (Mich.) High School...Went 10-0 with a 0.13 ERA and 223 strikeouts as a senior...The book "Homer: The Small-Town Baseball Odyssey" chronicled the high school's 75-game winning streak from 2004-05.

# PERSONAL

- Has worked with his life coach, Chris Kupillas, on motivation and meditation for the last 13 years.

# TRANSACTIONS

- Selected by the Arizona Diamondbacks in the 15th round of the 2007 First-Year Player Draft...Signed by Matt Haas.
- On Arizona's disabled list (ulcers) from August 9 to September 1, 2012; included an injury rehabilitation assignment to AZL Diamondbacks (R).
- On Arizona's disabled list (right shoulder tightness) from March 28-May 27, 2016; included an injury rehabilitation assignment to Visalia (A) and Reno (AAA).
- Signed by the Chicago Cubs to a minor league contract on August 10, 2016
- Acquired by the Atlanta Braves from the Chicago Cubs in exchange for cash considerations on September 17, 2016.

# COMPLETE RECORD

Year	Club	W-L	ERA	G	GS	CG	SHO	SV	IP	H	R	ER	HR	HB	BB	SO	WP	BK
2007	Yakima	6-3	2.71	14	12	0	0	0	66.1	60	22	20	4	2	21	57	2	1
2008	South Bend	12-8	3.41	27	27	0	0	0	145.1	126	62	55	8	6	47	123	3	0
2009	Visalia	8-10	4.15	27	27	1	0	0	145.1	127	76	67	8	8	55	152	9	0
2010	Visalia	2-0	2.40	3	3	0	0	0	15.0	11	4	4	2	1	3	21	0	0
	Reno	4-3	5.77	10	10	0	0	0	57.2	64	40	37	8	1	26	39	3	0
2011	Mobile	8-3	1.82	12	12	2	1	0	79.1	61	18	16	3	1	22	73	4	0
	Reno	1-0	1.50	1	1	0	0	0	6.0	2	2	1	1	0	2	7	1	0
	Arizona	10-10	3.38	31	24	0	0	0	154.1	137	61	58	17	5	28	100	1	1
2012	Arizona	5-3	3.69	28	11	0	0	0	90.1	92	39	37	13	0	22	80	1	0
	AZL D-backs#	0-0	0.00	3	3	0	0	0	8.0	5	0	0	0	0	0	11	0	0
2013	Arizona	5-5	3.13	49	0	0	0	0	92.0	79	34	32	8	2	33	85	3	0
2014	Arizona	11-9	3.46	33	28	1	1	1	179.1	163	75	69	18	4	39	115	2	0
2015	Arizona	4-6	3.79	44	12	1	1	1	121.0	129	53	51	18	1	24	63	1	0
2016	Visalia#	0-1	10.57	3	3	0	0	0	7.2	13	12	9	1	0	4	6	0	0
	Reno#	0-0	1.23	3	2	0	0	0	7.1	7	1	1	1	0	5	6	1	0
	Arizona	1-0	4.84	15	0	0	0	0	22.1	21	12	12	4	2	11	17	0	0
	Iowa	1-0	2.25	4	4	0	0	0	16.0	13	4	4	0	0	8	9	1	0
	Atlanta	2-0	2.37	3	3	0	0	0	19.0	15	5	5	3	1	5	16	0	0
<b>Minor Totals</b>		<b>42-28</b>	<b>3.48</b>	<b>107</b>	<b>104</b>	<b>3</b>	<b>1</b>	<b>0</b>	<b>554.0</b>	<b>489</b>	<b>241</b>	<b>214</b>	<b>36</b>	<b>19</b>	<b>193</b>	<b>504</b>	<b>24</b>	<b>1</b>
<b>N.L. Totals</b>		<b>38-33</b>	<b>3.50</b>	<b>203</b>	<b>78</b>	<b>2</b>	<b>2</b>	<b>2</b>	<b>678.1</b>	<b>636</b>	<b>279</b>	<b>264</b>	<b>81</b>	<b>15</b>	<b>162</b>	<b>476</b>	<b>8</b>	<b>1</b>
<b>Atlanta Totals</b>		<b>2-0</b>	<b>2.37</b>	<b>3</b>	<b>3</b>	<b>0</b>	<b>0</b>	<b>0</b>	<b>19.0</b>	<b>15</b>	<b>5</b>	<b>5</b>	<b>3</b>	<b>1</b>	<b>5</b>	<b>16</b>	<b>0</b>	<b>0</b>
<b>Major Totals</b>		<b>38-33</b>	<b>3.50</b>	<b>203</b>	<b>78</b>	<b>2</b>	<b>2</b>	<b>2</b>	<b>678.1</b>	<b>636</b>	<b>279</b>	<b>264</b>	<b>81</b>	<b>15</b>	<b>162</b>	<b>476</b>	<b>8</b>	<b>1</b>

**Bold indicates led league; #Injury rehabilitation assignment.**



DIVISION SERIES RECORD

Year	Club, Opp.	W-L	ERA	G	GS	CG	SHO	SV	IP	H	R	ER	HR	HB	BB	SO	WP	BK
2011	Ari. vs. Mil.	1-0	1.29	1	1	0	0	0	7.0	2	1	1	1	1	2	6	0	0


MAJOR LEAGUE FIELDING RECORD

Position	PCT	G	PO	A	E	TC	DP
Pitcher	1.000	185	48	80	0	128	3

MAJOR LEAGUE BATTING RECORD

Year	Club	AVG	G	AB	R	H	2B	3B	HR	RBI	SH	SF	HP	BB	SO	SB	CS	E
2016	Atlanta	.000	3	6	0	0	0	0	0	0	1	0	0	0	6	0	0	0
Major Totals		.123	178	154	8	19	2	0	0	6	14	0	2	9	56	0	0	0

BARTOLO COLÓN & TURNER FIELD



Opening Night at Turner Field on April 4, 1997 vs. the Chicago Cubs

Robbie Stadium in 1991 and close it down in 2011 as Sun Life Park. At the time of the ballpark's opening, Vizquel was with Seattle, Thome played in Cleveland and Moyer was in St. Louis.

When Turner field opened April 4, 1997, only one current MLB player was on an active roster: Braves starter Bartolo Colón. In fact, Colón, then 23, made his big league debut for Cleveland that day, starting and pitching 5.0 innings in a no-decision at Anaheim. When Turner Field closed after the Braves' 1-0 victory over Detroit on October 2, 2016, the ballpark had outlasted 3,008 players who debuted on or after that 1997 opener and were not on an active roster as of February 8, 2017. Colón, though, saw the ballpark come and go, playing in 509 games for eight different teams before 2017.



Bartolo Colon delivers a pitch during his debut season in 1997



# BARTOLO COLÓN

# 40

## RIGHT-HANDED PITCHER

Full Name: **Bartolo Colón**

Bats: **Right**

Throws: **Right**

Height: **5-11**

Weight: **280**

DOB: **May 24, 1973**

Opening Day Age: **43**

Born: **Puerto Plata, DR**

Resides: **Clifton, NJ**

MLB Debut: **April 4, 1997**

MLB Service Time: **18.061**

Acquired: **Signed as a free agent, November 17, 2016**

Contract Status: **Signed through 2017**

## CAREER HIGHLIGHTS

- Is a four-time All-Star (1998, 2005, 2013 and 2016) and won the AL Cy Young Award in 2005.
- Among pitchers active during the 2016 season he ranks first in wins (218) and innings (3,172.1) and is second in strikeouts (2,365), shutouts (13) and complete games (36).
- His 233 wins are second-most among Dominican-born pitchers behind Hall-of-Famer Juan Marichal (243)...Ranks first among Dominicans in games started and second in innings pitched and strikeouts.
- His 233 wins are third-most by a Latin American-born pitcher...Trails Dennis Martinez (Nicaragua) who has 245 career wins and Marichal.
- Is 44th on the all-time career strikeouts list and is the 11th pitcher born outside the United States to reach 2,000 strikeouts and the third Dominican to reach that milestone, joining Pedro Martinez (3,154) and Juan Marichal (2,303).
- Has struck out 10 or more batters in a game 17 times, including a career-high 14 on May 29, 1998 at Toronto.
- His eight 200-inning seasons are tied for the third-most among active pitchers, trailing James Shields (nine) and Justin Verlander (nine).
- Is 3-5 with a 3.49 ERA (26 earned runs/67.0 innings) in 17 career postseason games.
- From 1998-2005, he was the only MLB pitcher to win at least 14 games in each season...Won 20 games in 2002, tallying 10 wins with Cleveland and 10 with Montreal to become the second pitcher in MLB history to win at least 10 games in each league in the same season...The other was Hank Borowy, who did it in 1945 with the Yankees and Cubs...Also topped 20 wins in his Cy Young season of 2005 when he went 21-8 with the Angels.

## CAREER HIGHS

Most IP

**9.1, 8/30/05, LAA vs. OAK**

Most Runs Allowed

**10, 4/26/05, LAA at NYY**

Most ER Allowed

**9, 4x, last: 4/13/14, NYM at LAA**

Most Hits Allowed

**13, 7/18/02, MON vs. NYM**

Most HRs Allowed

**4, 5x, last: 4/13/14, NYM at LAA**

Most Walks

**7, 2x, last: 6/28/03, CWS vs. CHI**

Most Strikeouts

**14, 5/29/98, CLE at TOR**

Longest Winning Streak

**8, 2x, last: 5/20/13-6/28/13**

Longest Losing Streak

**6, 2x, last: 6/18-7/29/15**

## 2016

- Selected to his fourth All-Star team...Did not pitch in the game in San Diego...He was the eighth player 43 years or older to be named to an All-Star team.
- Made his 500th career start with his final start of the season on 10/1 at PHI.

## 2015

- Was named the Co-National League Player of the Week for the week of 5/2-8...Was his fifth career Player of the Week honor...Went 2-0 with a 1.84 ERA (3 ER/14.2 IP).
- Tossed 8.0 shutout innings on 5/2 vs. ATL to move past Pedro Martinez into second place with 220 wins by a Dominican-born pitcher.
- Went 6-2 with a 3.17 ERA (25 ER/71.0 IP) over his final 12 starts from 8/4 through the end of the season...Allowed two earned runs or fewer in nine of the 12 outings...His 3.17 ERA in that time was 11th-best among starters in the National League (min. 60.0 IP).
- Connected on his first career home run on 5/7 at SD (off James Shields)...Became the oldest player (42 years, 349 days) to hit his first major league home run...Randy Johnson (40 years, 9 days) held the previous mark (9/19/03 with ARI)...The last pitcher to hit a homer in a major league game that was as old as Phil Niekro (43) when he homered for ATL on 10/1/82 at SD...Became the fifth oldest pitcher to homer since 1913...Only Jack Quinn (46), Dazzy Vance (43), Phil Niekro (43) and Warren Spahn (43) were older.
- Recorded two hits in the win against PHI on 8/26, doubling to lead off the fifth inning and singling to left field in the sixth...Was the second multi-hit game of his major league career; he had two hits for the Montreal Expos on 8/9/02 at MIL...Only five other players since 1900 went at least 14 years in between multi-hit games.
- Drew the first walk of his career on 8/15 at ARI off Robbie Ray...Previously had not been walked in 281 career plate appearances...No major league player had ever had more plate appearances before drawing his first career walk.
- Did not allow a walk in 13 starts, the second most such starts in the majors.
- Went 5-4 with a 3.58 ERA (35 ER/88.0 IP) in 15 starts versus the National League East...Since joining NYM in 2014, went 24-15 with a 3.21 ERA in 47 games, 46 starts against the NL East.
- Since turning 40, has made 40 starts in which he has allowed one run or fewer...Those 40 such starts are the sixth-most for a pitcher after the age of 40 since 1913.
- In his second season with NYM, set a franchise record by tossing 48.2 consecutive innings without allowing a walk from 4/12-5/20.
- Had a career-high scoreless streak of 31.0 innings from 8/26-9/10...The streak was tied for the third-longest in franchise history and was the longest within one season in major league history by a pitcher age 42 or older, breaking the mark of 27.0 innings which had been shared by Hall of Famers Cy Young (1909) and Warren Spahn (1963).
- Tied for seventh in NL with 14 wins...Recorded a major league-leading 15 starts without a walk, passing Brett Saberhagen's 13 such starts in 1994 to set a single-season franchise record...The last NL pitcher with at least 15 no-walk starts was Greg Maddux in 2008 (also 15 starts).
- In 17 starts against the National League East, he went 13-3 with a 2.86 ERA (36 ER/113.1 IP)...Struck out 74 and walked 11...Had four wins against each of the Braves, Marlins and Phillies...Was the first pitcher to win more than 10 games against the NL East since Roy Halladay beat NL East opponents 14 times in 2010.
- Was named the National League Player of the Week for the week of 8/31-9/6...Went 2-0 in two starts and didn't allow a run in 17.0 innings during the week...Struck out 11 and walked one...Was his fourth career Player of the Week honor and first since 2003.
- Received a no-decision in his 7/1 start against CHI, the first time in 28 outings dating to 7/23/14 that he did not win or lose (went 16-11 over those 27 straight starts with a decision)...Fell short of Jerry Koosman's stretch of 29 straight starts with a decision from 5/2-10/176 for the Mets record...It was the longest streak in the majors since Colón also had 30 straight outings with a decision from 7/6/04-5/7/05.
- Tossed his 13th career complete-game shutout on 9/5 at MIA and his first since 7/21/13 at LAA as a member of the Athletics...It was the only complete-game shutout for a Mets pitcher in 2015...At age 42, became the oldest pitcher in Mets history to pitch a shutout and the second-oldest pitcher in franchise history to pitch a complete game...Warren Spahn had five complete games at age 43 and 44 in 1965.
- Tossed a scoreless inning in each of his two relief appearances: 8/29 vs. BOS and 10/4 vs. WSH...They were his first relief appearances since 4/14/11 vs. BAL while pitching with the Yankees.

- Made his seventh career Opening Day start on 4/6 at WAS...His last came with LAA on 4/3/06 at SEA.
- Set career highs for hits in a season (eight) and RBI (four).

## 2015 POSTSEASON

- Allowed an unearned run over 2.1 innings in Game 1 of the World Series to take the loss...It was his World Series debut...Became the oldest pitcher to lose a World Series game...Stranded one runner and had a hold in Game 4 of the World Series.
- Was the winning pitcher in Game 4 of the NLCS at CHI with 1.1 scoreless innings...At 42 years, 150 days old, he became the fourth oldest pitcher to win a postseason game...His 14 years, 12 days between playoff wins is the longest for any pitcher in major league history.
- Made his first career postseason relief outing in Game 2 of the NLDS at Los Angeles...Suffered a blown save...Pitched in three straight games (NLDS Games 2-4).

## 2014

- In his first season with NYM, notched his 200th career win on 4/8 against PHI at Citizens Bank Park...Became the 115th pitcher in major league history to accomplish the feat...He was the third pitcher to reach 200 wins in a Mets uniform, joining Orel Hershiser (July 22, 1999 at Montreal) and Pedro Martinez (April 17, 2006 vs. Atlanta at Shea Stadium)...Only three other pitchers who made their major league debut in the last 90 seasons were at least 41 years old when they notched their 200th career win: Tim Wakefield (age 45 in 2011), Charlie Hough (age 44 in 1992) and Jamie Moyer (age 42 in 2005).
- Struck out PIT's Ike Davis on 5/28 at Citi Field for his 2,000th career strikeout.
- Tossed 6.0 innings in his final start of the season on 9/28 against HOU at Citi Field to surpass 200.0 total innings for the eighth time in his career and the first time since winning the Cy Young in 2005 while with LAA (222.2 innings).
- Placed on the Bereavement List on 8/19-8/22 following the death of his mother.
- His 13 losses tied a career high set in 2003 while with the CWS.
- On 7/23 against SEA at Safeco Field, Colón had a perfect game for the first 6.2 innings before Robinson Cano singled to left field...It was the fifth time in team history that a Met retired the first 20 (or more) opposing hitters.

- On 4/13, surrendered back-to-back-to-back home runs (Mike Trout, Albert Pujols and Raul Ibanez) at LAA...It was the first time in his career he allowed three straight home runs...Allowed four home runs, tying his career high, done four times previously, last, 6/7/09, with CWS vs. CLE.

## 2013

- Finished with a career-low 2.65 ERA (56 ER/190.1 IP) in 30 starts for OAK.
- Named to his third All-Star team, but did not pitch.
- Ranked second in the American League in wins and ERA and was third in the majors in winning percentage (.750).
- Since the earned run became an official stat (1912 in National League, 1913 in American League), his 2.65 ERA was eighth lowest by a 40-year-old major leaguer...It was the lowest since Roger Clemens had a 1.87 ERA for Houston in 2005 and the lowest by an AL pitcher since Johnny Niggeling had a 2.32 ERA for Washington in 1944.
- Tied for the AL lead in shutouts, ranked third in run support (6.38), tied for third in complete games, tied for seventh in opponents' grounded into double plays (21) and 10th in opponents' slugging percentage and opponents' on-base percentage.
- Averaged the third fewest pitches per inning (14.6) and the fifth fewest pitches per game (92.6).

## 2013 POSTSEASON

- Made one start in the Division Series vs. Detroit...Allowed three runs over 6.0 innings to suffer the loss in a 3-2 setback.
- 2012 SEASON
- Was 10-9 with a 3.43 ERA in 24 starts when he was suspended for 50 games on 8/22 after testing positive for Testosterone, a performance-enhancing substance in violation of Major League Baseball's Joint Drug Prevention and Treatment Program.
- Had five games remaining on the suspension at the end of the playoffs.

## 2011

- Opened the season in NYY's bullpen and made three relief appearances, tossing at least 3.0 innings in each outing...Made his debut on 4/3 in a loss to Detroit, allowing four earned runs in 4.0 innings...It was his first relief appearance since 2007.

## 2010

- Did not pitch for a major league club.
- Went 2-1 with a 1.93 ERA in seven starts for Aguilas in the Dominican Winter League.

## 2009

- Was on the 15-Day Disabled List from 6/9-7/23, with patella femoral inflammation in his left knee...Returned for one start before landing on the DL again on 7/29, with right elbow inflammation...Was reinstated from the DL and released by the White Sox on 9/16.

## 2008

- Split the season between Boston and Triple-A Pawtucket.
- Also spent time on the disabled list with back stiffness.

## 2007

- Began the season on the 15-Day Disabled List after recovering from a strained right Latissimus Dorsi muscle.
- Made his 300th career start on 6/24 vs. PIT.

## 2006

- Was limited to 10 starts due to various right shoulder injuries.
- Initially placed on the 15-Day Disabled List, 4/16, with inflammation in his right shoulder...Activated from the Disabled List, 6/17...Returned to the Disabled List, 7/30 with a partial thickness tear in his right rotator cuff and missed the remainder of the season.

## 2005

- Won the American League Cy Young award after going 21-8 with a 3.48 ERA and two complete games in 33 starts in his second season with the Angels.
- Finished with 118 points, including 17 first-place votes and 11 second-place votes...Also named The Sporting News AL Pitcher of the Year, Players Choice AL Pitcher of the Year and to the AL All-Star team.
- Ranked among AL Leaders in wins (first), winning percentage (third, .724), innings pitched (seventh, 222.2) and ERA (eighth, 3.48).
- Won a career-best eight straight decisions (10 starts) from 7/21-9/10.
- Named the AL Pitcher of the Month for August (5-0, 1.72 ERA), his third career award (also June, 1998 and May, 2002).

## 2005 POSTSEASON

- Went 0-1 with a 4.50 ERA in two ALDS starts against New York...Took the loss in Game 1 at Angel Stadium, allowing four earned runs in 7.0 innings...Left Game 5 after 1.0 inning due to an inflamed right shoulder and missed the remainder of the postseason.

## 2004

- Matched his career-high for the third time with 34 starts in his first season with Anaheim, going 18-12 with a 5.01 ERA...Became the first pitcher since Bobo Newsom in 1938 (20 wins, 5.08 ERA) to win 18 games with a 5.00 ERA.

## 2004 POSTSEASON

- Allowed three earned runs over 6.0 innings in an ALDS, Game 2 no-decision against Boston in his only postseason start.

## 2003

- Went 15-13 with a 3.87 ERA, a major league high-tying nine complete games and 173 strikeouts in his first season with the White Sox.
- Also finished among the American League leaders in innings pitched (second), starts (tied for fifth), strikeouts (seventh), losses (tied for 10th) and wild pitches (tied for the 10th).
- Tossed four complete games in a six-game span from September 2-September 27, including three straight from September 2-September 13.

## 2002

- Split the season between Cleveland and Montreal, going 20-8 with a 2.93 ERA in 33 starts.
- Went 10-4 with each club to become only the second pitcher in major league history to win at least 10 games in each league in the same season...The other was Hank Borowy, who was 10-5 with the New York Yankees and 11-2 with the Chicago Cubs in 1945.

## 2001

- Ranked among the American League leaders in starts (tied for third), strikeouts (fifth), and innings pitched (ninth).

## 2001 POSTSEASON

- Was 1-1 with a 1.84 ERA and 13 strikeouts in two ALDS starts against SEA...Earned the victory in Game 1 at Safeco Field, tossing 8.0 scoreless innings with 10 strikeouts...Suffered the loss in Game 4 at Safeco Field despite not allowing a run through the first six frames.



## 2000

- Set a career-high with 212 strikeouts...His average of 10.1 strikeouts per nine innings was second in the AL and fourth in the majors...Became the first Indians pitcher since Dennis Eckersley in 1976 to record 200 strikeouts...Struck out 10 or more batters six times.
- Took a no-hitter into the seventh inning, 6/3 at STL, before allowing a single to Mark McGwire... Struck out 12 in that game.

## 1999

- His 18 wins were tied for second in the AL and were the most by a Cleveland pitcher since Greg Swindell was 18-14 in 1988.

## 1999 POSTSEASON

- Made two ALDS starts vs. BOS, going 0-1 with a 9.00 ERA with 12 strikeouts...Did not factor in the decision in Game 1 at Jacobs Field, striking out 11 in 8.0 innings...Lost Game 4 at Fenway Park while pitching on three days of rest for the first time in his career...Allowed seven earned runs in 1.0 inning.

## 1998

- Spent his first full season in the major leagues and was named to his first American League All-Star team.
- Recorded his first career shutout, 4/4 at Anaheim, allowing four hits while striking out 10.
- Struck out a career-high 14 in a five-hitter at TOR, 5/29.
- Named the American League Pitcher of the Month for June...Was 4-1 with a 1.30 ERA and two complete games, including one shutout.
- Was the winning pitcher in Major League Baseball's 69th Annual All-Star Game, which was played on 7/7 at COL...Tossed 1.0 inning in relief.

## 1998 POSTSEASON

- Went 1-0 with a 1.23 ERA in two postseason starts...Received a no-decision in his playoff debut in Game 4 of the ALDS at Boston, allowing one earned run in 5.2 innings.
- Earned his first postseason win in Game 3 of the ALCS against NYY, tossing a four hitter...Became the first Cleveland pitcher to hurl a complete game in the postseason since Bob Lemon in Game 1 of the 1954 World Series.

## 1997

- Made his major league debut on 4/4 at Anaheim and received a no-decision.

## MINOR LEAGUE HIGHLIGHTS

- In **1996**, named by *Baseball America* as the No. 1 Pitching Prospect in the Cleveland organization... Named Carolina League Pitcher of the Year with Single-A Kinston in **1995**...Also named to the Carolina League All-Star team that season.

## PERSONAL

- His brother, Jose, pitched in the Indians minor league system.
- Provided funds for the construction of an amateur baseball stadium in his hometown of Altamira in the Dominican Republic.
- In 2005, donated \$50,000 to the American Red Cross to assist Hurricane Katrina victims.
- Became a United States citizen on 9/27/14.

## TRANSACTIONS

- Signed by the Cleveland Indians as a non-drafted free agent on June 26, 1993...Signed by Winston Lianas.
- On Cleveland's disabled list (slight left oblique tear) from April 16 to May 11, 2000.
- Acquired by the Montreal Expos along with RHP Tim Drew and cash considerations from the Cleveland Indians in exchange for LHP Cliff Lee, INF Lee Stevens, INF Brandon Phillips and OF Grady Sizemore on June 27, 2002.
- Acquired by the Chicago White Sox along with INF Jorge Nunez, in exchange for RHP Rocky Biddle, RHP Orlando Hernandez and INF Jeff Liefer on January 15, 2003.
- Signed by the Anaheim Angels to a four-year contract on December 10, 2003.
- On Anaheim's disabled list (right shoulder inflammation) from April 16 to June 27, 2006.
- On Anaheim's disabled list (triceps tendinitis) from July 27 to October 1, 2006.
- On Anaheim's disabled list (strained left groin) from March 23 to April 20, 2007.
- On Anaheim's disabled List (right elbow irritation) from July 24 to September 8, 2007.
- Signed by the Boston Red Sox to a minor league contract on February 25, 2008.
- On Boston's disabled list (back stiffness) from June 17 to September 6, 2008...Transferred to the 60-Day Disabled List on August 26
- Signed by the Chicago White Sox to a one-year contract on January 15, 2009.

- On Chicago's disabled list (sore left knee) from June 8 to July 22, 2009, with a sore left knee.
- On Chicago's disabled list (right elbow inflammation) from July 25 to September 15, 2009
- Signed by the New York Yankees to a minor league contract on January 26, 2011.
- On New York's disabled list (strained left hamstring) from June 12 to July 1, 2011.
- Signed by the Oakland Athletics to a one-year contract on January 24, 2012.
- On Oakland's disabled list (strained right oblique) from June 18 to July 2, 2012.
- On the Restricted List from August 22, 2012 to April 6, 2013 for violating Major League Baseball's Joint Drug Prevention and Treatment Program.
- Signed by the Oakland Athletics to a one-year contract on November 3, 2012.
- On Oakland's disabled list (left groin strain) from August 14 to August 29, 2013.
- Signed by the New York Mets to a two-year contract on December 16, 2013.
- On the Bereavement List from August 19 to August 22, 2014.
- Signed by the New York Mets to a one-year contract on December 19, 2015.
- Signed by the Atlanta Braves to a one-year contract on November 17, 2016.

COMPLETE RECORD

Year	Club	W-L	ERA	G	GS	CG	SHO	SV	IP	H	R	ER	HR	HB	BB	SO	WP	BK
1993	DSL Indians	6-1	2.59	11	10	2	1	1	66.0	44	24	19	0	0	33	43	2	2
1994	Burlington	7-4	3.14	12	12	0	0	0	66.0	46	32	23	3	4	44	84	6	2
1995	Kinston	13-3	1.96	21	21	0	0	0	128.2	91	31	28	8	0	39	152	4	3
1996	Canton-Akron	2-2	1.74	13	12	0	0	0	62.0	44	17	12	2	2	25	56	3	1
	Buffalo	0-0	6.00	8	0	0	0	0	15.0	16	10	10	2	0	8	19	2	0
1997	Buffalo	7-1	2.22	10	10	1	1	0	56.2	45	15	14	4	0	23	54	1	1
	Cleveland	4-7	5.65	19	17	1	0	0	94.0	107	66	59	12	3	45	66	5	0
1998	Cleveland	14-9	3.71	31	31	6	2	0	204.0	205	91	84	15	3	79	158	4	0
1999	Cleveland	18-5	3.95	32	32	1	1	0	205.0	185	97	90	24	7	76	161	4	0
2000	Buffalo#	1-0	1.80	1	1	0	0	0	5.0	6	1	1	0	0	0	4	0	0
	Cleveland	15-8	3.88	30	30	2	1	0	188.0	163	86	81	21	4	98	212	4	0
2001	Cleveland	14-12	4.09	34	34	1	0	0	222.1	220	106	101	26	2	90	201	4	1
2002	Cleveland	10-4	2.55	16	16	4	2	0	116.1	104	37	33	11	2	31	75	3	0
	Montreal	10-4	3.31	17	17	4	1	0	117.0	115	48	43	9	0	39	74	1	0
2003	Chicago (AL)	15-13	3.87	34	34	9	0	0	242.0	223	107	104	30	5	67	173	8	3
2004	Anaheim	18-12	5.01	34	34	0	0	0	208.1	215	122	116	38	3	71	158	1	0
2005	Los Angeles (AL)	21-8	3.48	33	33	2	0	0	222.2	215	93	86	26	3	43	157	2	1
2006	Los Angeles (AL)	1-5	5.11	10	10	1	1	0	56.1	71	39	32	11	3	11	31	1	0
	R. Cucamonga#	0-0	0.00	1	1	0	0	0	4.0	2	0	0	0	0	1	3	0	0
	Salt Lake#	0-1	6.17	2	2	0	0	0	11.2	14	8	8	4	1	2	3	0	0
2007	R. Cucamonga#	1-0	1.86	2	2	0	0	0	9.2	6	2	2	0	0	1	10	0	0
	Salt Lake#	2-0	2.40	3	3	0	0	0	15.0	12	4	4	0	0	3	8	0	0
	Los Angeles (AL)	6-8	6.34	19	18	0	0	0	99.1	132	74	70	15	5	29	76	1	0
2008	Pawtucket	3-1	2.27	9	9	0	0	0	31.2	23	9	8	2	0	6	21	0	1
	Boston	4-2	3.92	7	7	0	0	0	39.0	44	23	17	5	2	10	27	0	0
2009	Chicago (AL)	3-6	4.19	12	12	0	0	0	62.1	69	42	29	13	2	21	38	1	0
	Charlotte#	1-1	3.75	2	2	0	0	0	12.0	10	5	5	2	0	4	1	1	0
	Kannapolis#	0-1	2.57	1	1	0	0	0	7.0	7	2	2	0	0	1	8	0	0
2010							Did Not Play											
2011	New York (AL)	8-10	4.00	29	26	1	1	0	164.1	172	85	73	21	3	40	135	0	0
2012	Oakland	10-9	3.43	24	24	0	0	0	152.1	161	62	58	17	1	23	91	0	0
2013	Oakland	18-6	2.65	30	30	3	3	0	190.1	193	60	56	14	0	29	117	1	0
2014	New York (NL)	15-13	4.09	31	31	0	0	0	202.1	218	97	92	22	5	30	151	2	0
2015	New York (NL)	14-13	4.16	33	31	1	1	0	194.2	217	94	90	25	4	24	136	0	0
2016	New York (NL)	15-8	3.43	34	33	0	0	0	191.2	200	81	73	24	3	32	128	0	0
Minor Totals		43-15	2.5	96	86	3	2	1	490.1	366	160	136	27	7	190	466	19	10
A.L. Totals		179-124	3.97	394	388	31	11	0	2466.2	2479	1190	1089	299	48	763	1876	39	5
N.L. Totals		54-38	3.80	115	112	5	2	0	705.2	750	320	298	80	12	125	489	3	0
Major Totals		233-162	3.93	509	500	36	13	0	3172.1	3229	1510	1387	379	60	888	2365	42	5

Bold indicates led league; #Injury rehabilitation assignment

***DIVISION SERIES RECORD***

Year	Club, Opp.	W-L	ERA	G	GS	CG	SHO	SV	IP	H	R	ER	HR	HB	BB	SO	WP	BK
1998	Cle. vs. Bos.	0-0	1.59	1	1	0	0	0	5.2	5	1	1	1	0	3	3	0	0
1999	Cle. vs. Bos.	0-1	9.00	2	2	0	0	0	9.0	11	9	9	3	0	4	12	0	0
2001	Cle. vs. Sea.	1-1	1.84	2	2	0	0	0	14.2	12	3	3	0	0	6	13	0	0
2004	Ana. vs. Bos.	0-0	4.50	1	1	0	0	0	6.0	7	3	3	1	0	3	3	0	0
2005	LAA vs. NYY	0-1	4.50	2	2	0	0	0	8.0	10	4	4	0	1	2	7	0	0
2013	Oak. vs. Det.	0-1	4.50	1	1	0	0	0	6.0	10	3	3	0	1	0	4	0	0
2015	NYM vs. LAD	0-0	4.50	3	0	0	0	0	4.0	3	2	2	1	0	0	5	0	0
<b>D.S. Totals</b>		<b>1-4</b>	<b>4.22</b>	<b>12</b>	<b>9</b>	<b>0</b>	<b>0</b>	<b>0</b>	<b>53.1</b>	<b>58</b>	<b>25</b>	<b>25</b>	<b>6</b>	<b>2</b>	<b>18</b>	<b>47</b>	<b>0</b>	<b>0</b>

***CHAMPIONSHIP SERIES RECORD***

Year	Club, Opp.	W-L	ERA	G	GS	CG	SHO	SV	IP	H	R	ER	HR	HB	BB	SO	WP	BK
1998	Cle. vs. NYY	1-0	1.00	1	1	1	0	0	9.0	4	1	1	0	0	4	3	0	0
2015	NYM vs. Chi.	1-0	0.00	1	0	0	0	0	1.1	0	0	0	0	0	1	1	0	0
<b>C.S. Totals</b>		<b>2-0</b>	<b>0.87</b>	<b>2</b>	<b>1</b>	<b>1</b>	<b>0</b>	<b>0</b>	<b>10.1</b>	<b>4</b>	<b>1</b>	<b>1</b>	<b>0</b>	<b>0</b>	<b>5</b>	<b>4</b>	<b>0</b>	<b>0</b>

***WORLD SERIES RECORD***

Year	Club, Opp.	W-L	ERA	G	GS	CG	SHO	SV	IP	H	R	ER	HR	HB	BB	SO	WP	BK
2015	NYM vs. KC	0-1	0.00	3	0	0	0	0	3.1	4	1	0	0	0	3	1	0	0

***ALL-STAR GAME RECORD***

Year	Club, Site	W-L	ERA	G	GS	CG	SHO	SV	IP	H	R	ER	HR	HB	BB	SO	WP	BK
1998	A.L., Col.	1-0	27.00	1	0	0	0	0	1.0	2	3	3	1	0	1	1	0	0
2005	A.L., Det.	0-0	0.00	1	0	0	0	0	1.0	1	0	0	0	0	0	0	0	0
2013	A.L., Min.						Did Not Appear											
2016	N.L., SD						Did Not Appear											
<b>All-Star Totals</b>		<b>1-0</b>	<b>13.50</b>	<b>2</b>	<b>0</b>	<b>0</b>	<b>0</b>	<b>0</b>	<b>2.0</b>	<b>3</b>	<b>3</b>	<b>3</b>	<b>1</b>	<b>0</b>	<b>1</b>	<b>1</b>	<b>0</b>	<b>0</b>

***WORLD BASEBALL CLASSIC RECORD***

Year	Club	W-L	ERA	G	GS	CG	SHO	SV	IP	H	R	ER	HR	HB	BB	SO	WP	BK
2006	Dominican Rep.	1-0	0.64	3	3	0	0	0	14.0	13	1	1	0	0	2	7	0	0

***MAJOR LEAGUE FIELDING RECORD***

Position	PCT	G	PO	A	E	TC	DP
Pitcher	.933	509	173	410	42	625	42

***MAJOR LEAGUE BATTING RECORD***

Year	Club	AVG	G	AB	R	H	2B	3B	HR	RBI	SH	SF	HP	BB	SO	SB	CS	E
2016	New York (NL)	.083	31	60	4	5	2	0	1	2	4	0	0	1	40	0	0	3
<b>Major League Totals</b>		<b>.091</b>	<b>182</b>	<b>276</b>	<b>10</b>	<b>25</b>	<b>4</b>	<b>0</b>	<b>1</b>	<b>11</b>	<b>21</b>	<b>2</b>	<b>2</b>	<b>1</b>	<b>153</b>	<b>0</b>	<b>0</b>	<b>42</b>

Last Home Run: 5/7/16 at SD (James Shields)

**NON-ROSTER INVITEE**

# RHINER CRUZ

# 30

## RIGHT-HANDED PITCHER

Full Name: **Rhiner Allen Cruz**Bats: **Right**Throws: **Right**Height: **6-2**Weight: **205**DOB: **November 1, 1986**Opening Day Age: **30**Born: **Santo Domingo, DR**Resides: **Santo Domingo, DR**MLB Debut: **April 7, 2012**MLB Service Time: **1.054**Acquired: **Signed to minor-league contract, December 1, 2016**Contract Status: **Signed through 2017**

## 2016

- Spent the season in the Mexican League, pitching out of the bullpen for Yucatan and Laguna.
- Appeared in seven games with Yucatan, going 0-2 with a 7.50 ERA (5 ER/6.0 IP) and three saves.
- Made one appearance with Laguna, allowing two runs in 1.0 inning.

## 2015

- Spent his second season with Rakuten of the Nippon Professional Baseball Organization in Japan.
- Made 52 appearances, good for 15th in the Pacific League.
- Struck out 42 while allowing just two home runs.

## 2014

- Split the season between Houston's Triple-A club and Rakuten of the NPB in Japan.
- Started the season with Triple-A Oklahoma City.
- Appeared in 14 games before the Astros released him on 6/2.
- Joined Rakuten of NPB to close out the year.
- Appeared in 29 games out of the bullpen for the Golden Eagles, compiling a 2-2 record and a 3.99 ERA (13 ER/29.1 IP).

## 2013

- In his second MLB season, compiled a 3.38 ERA (8 ER/21.1 IP) in 20 games out of the bullpen... Also spent time with Triple-A Oklahoma City.
- Made the Opening Day roster for the second consecutive season... Was with the Astros through 5/1 before returning on 9/8 to finish the season at the MLB level.

## CAREER HIGHS

Most IP

**2.0, 9x, last: 9/17/13, HOU vs. CIN**

Most Runs Allowed

**5, 6/7/12, HOU vs. STL**

Most ER Allowed

**5, 6/7/12, HOU vs. STL**

Most Hits Allowed

**6, 6/9/12, HOU at CWS**

Most HRs Allowed

**1, 10x, last: 4/14/13, HOU at LAA**

Most Walks

**3, 2x, last: 4/20/13, HOU vs. CLE**

Most Strikeouts

**3, 4x, last: 9/14/12, HOU vs. PHI**

Longest Winning Streak

**1, 4/14/12**

Longest Losing Streak

**3, 7/27/12-9/19/13**

- In his first stint, went 0-1 with a 4.40 ERA (7 ER/14.1 IP) in 14 April games... Led the club and was tied for first in the American League in appearances at the time of his option.
- Compiled a 1.29 ERA (1 ER/7.0 IP) in his six September outings.
- Pitched for Team Spain in the World Baseball Classic (3 ER/1.1 IP).

- Allowed only one run over his final eight MLB games (9.0 innings), lowering his ERA from 5.11 to 3.38.

## 2012

- Made his MLB debut after being selected first overall in the major league phase of the Rule 5 Draft...Also spent time on the DL with a sprained right ankle.
- Struck out the only batter he faced in his MLB debut, 4/7 vs. COL.
- Appeared in 52 games, all out of the bullpen, to rank fifth in appearance among NL rookie relievers.
- Finished fourth on the club in relief appearances and third in relief innings.
- Placed on the DL on 4/24...Returned on May 9.

## MINOR LEAGUE HIGHLIGHTS

- In **2009**, led all Mets minor leaguers and finished in third in the South Atlantic League with 22 saves...Began his pro career in 2004 with Detroit's GCL affiliate, pitching as a 17-year-old.

## PERSONAL

- He and his wife Leydee have one daughter, Alicia, and son, Rhiner.
- Played with his brother, José, on the Spanish national baseball team.

## TRANSACTIONS

- Signed by the Detroit Tigers as a non-drafted free agent on September 20, 2003...Signed by Ramon Pena.
- Signed by the New York Mets to a minor league contract on February 15, 2007.
- Selected by the Houston Astros in the Major League phase of the 2011 Rule 5 Draft.
- Signed by the Atlanta Braves to a minor league contract on December 1, 2016

## COMPLETE RECORD

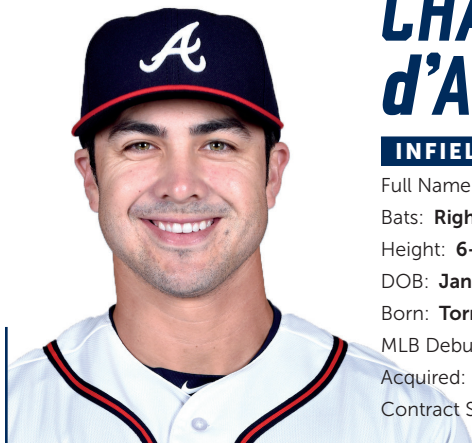
Year	Club	W-L	ERA	G	GS	CG	SHO	SV	IP	H	R	ER	HR	HB	BB	SO	WP	BK
2004	GCL Tigers	0-1	4.78	16	0	0	0	0	32	37	20	17	3	1	19	26	3	0
2005	GCL Tigers	1-0	4.50	14	0	0	0	1	28	35	15	14	5	5	12	23	4	0
2007	DSL Mets	0-1	2.70	4	1	0	0	1	13.1	8	9	4	0	4	10	18	2	0
	GCL Mets	2-0	0.00	4	0	0	0	0	6	1	0	0	0	2	5	4	0	0
	Kingsport	1-1	0.71	11	0	0	0	4	12.2	7	1	1	0	0	14	13	0	0
2008	Brooklyn	0-0	3.72	6	0	0	0	1	9.2	9	5	4	1	2	6	13	2	1
	Savannah	2-2	5.04	15	0	0	0	1	30.1	27	20	17	4	2	14	33	2	0
2009	Savannah	3-3	1.92	50	0	0	0	22	61	42	14	13	2	8	31	55	8	0
2010	St. Lucie	0-5	3.46	51	0	0	0	6	75.1	62	34	29	6	12	53	66	9	0
2011	St. Lucie	2-1	2.77	8	0	0	0	0	13	9	9	4	1	2	6	18	3	0
	Binghamton	3-2	4.14	36	0	0	0	7	58.2	43	27	27	4	5	39	51	7	0
2012	Houston	1-1	6.05	52	0	0	0	0	55	65	38	37	8	2	29	46	3	0
	Oklahoma City	0-0	5.40	2	0	0	0	0	1.2	1	2	1	0	1	1	3	0	0
2013	Houston	0-2	3.38	20	0	0	0	0	21.1	25	9	8	2	2	11	10	1	0
	Oklahoma City	1-2	4.75	37	0	0	0	2	41.2	34	25	22	6	3	32	38	6	1
2014	Oklahoma City	1-1	2.25	14	0	0	0	0	20	19	8	5	0	0	7	19	2	0
	Rakuten (JAP)	2-2	3.99	29	0	0	0	0	29.1	34	13	13	2	1	17	24	2	0
2015	Rakuten (JAP)	1-3	3.12	52	0	0	0	1	49.0	40	19	17	2	4	29	42	0	0
2016	Yucatan (MEX)	0-2	7.50	7	0	0	0	3	6	8	5	5	1	0	4	7	0	0
	Laguna (MEX)	0-0	18.00	1	0	0	0	0	1	1	2	2	0	0	2	2	1	0
<b>Mexican Totals</b>		<b>0-2</b>	<b>9.00</b>	<b>8</b>	<b>0</b>	<b>0</b>	<b>0</b>	<b>3</b>	<b>7</b>	<b>9</b>	<b>7</b>	<b>7</b>	<b>1</b>	<b>0</b>	<b>6</b>	<b>9</b>	<b>1</b>	<b>0</b>
<b>Japanese Totals</b>		<b>3-5</b>	<b>3.45</b>	<b>81</b>	<b>0</b>	<b>0</b>	<b>0</b>	<b>1</b>	<b>78.1</b>	<b>74</b>	<b>32</b>	<b>30</b>	<b>4</b>	<b>5</b>	<b>46</b>	<b>66</b>	<b>2</b>	<b>0</b>
<b>Minor Totals</b>		<b>16-19</b>	<b>3.53</b>	<b>268</b>	<b>1</b>	<b>0</b>	<b>0</b>	<b>45</b>	<b>403.1</b>	<b>334</b>	<b>189</b>	<b>158</b>	<b>32</b>	<b>47</b>	<b>249</b>	<b>380</b>	<b>48</b>	<b>2</b>
<b>Major Totals</b>		<b>1-3</b>	<b>5.31</b>	<b>72</b>	<b>0</b>	<b>0</b>	<b>0</b>	<b>0</b>	<b>76.1</b>	<b>90</b>	<b>47</b>	<b>45</b>	<b>10</b>	<b>4</b>	<b>40</b>	<b>56</b>	<b>4</b>	<b>0</b>

Bold indicates led league; #Injury rehabilitation assignment

## MAJOR LEAGUE FIELDING RECORD

Position	PCT	G	PO	A	E	TC	DP
Pitcher	.929	72	6	7	1	14	0





# CHASE d'ARNAUD

# 23

## INFILDER/OUTFIELDER

Full Name: **Chase Jonathan d'Arnaud**

Bats: **Right**

Throws: **Right**

Height: **6-2**

Weight: **205**

DOB: **January 21, 1987**

Opening Day Age: **30**

Born: **Torrance, CA**

Resides: **Long Beach, CA**

MLB Debut: **June 24, 2011**

MLB Service Time: **2.045**

Acquired: **Signed to a minor-league contract, November 5, 2015**

Contract Status: **Signed through 2017**

## 2016

- Spent the majority of his ninth professional season at the Major League level playing in a career-high 84 games with Atlanta...Also played in 22 games for Atlanta's Triple-A affiliate Gwinnett.
- Opened the 2016 campaign with Gwinnett and started 22 games for the G-Braves, including 12 starts in right field, seven in centerfield and three at shortstop prior to having his contract selected on 5/2...Was batting .255 (24-for-94) with six doubles, one triple, one home run and four RBI in 22 games with Gwinnett at the time of his call-up... At the time of his call-up (5/2), ranked among International League leaders in at-bats (T1st, 94), doubles (T4th, 6) and stolen bases (T5th, 7).
- Posted a .345 (29-for-84) batting average through his first 25 games (through 6/8) with Atlanta...Had seven doubles, one triple, three RBI and reached base at a .402 clip in that time span...In 59 games after 6/8, through the remainder of the season, hit .188 (28-for-149) with a .271 on-base percentage.
- Ranked second among Major League hitters with a .360 (9-for-25) batting average as a pinch-hitter...His .429 pinch on-base percentage ranked sixth in the majors...As a pinch-hitter, he has a .324 (11-for-34) career batting average.
- Made 51 starts with Atlanta and played a variety of positions, including shortstop (21 games, 16 starts), third base (19 games, 16 starts), second base (10 games, 10 starts), left field (eight games, five starts), centerfield (four games, three starts), right field (one game, one start).
- Smacked his first career home run on 7/1 vs. MIA with a two-run shot (on a 2-1 count) in the fifth inning that gave the Braves a 4-3 lead.

## CAREER HIGHS

Most Runs

**2, 3x, last: 7/8/16 at CWS**

Most Hits

**3, 4x, last: 7/17/16 vs. COL**

Most Doubles

**1, 20x, last: 8/28/16 at SF**

Most Triples

**1, 5x, last: 7/28/16 vs. PHI**

Most Home Runs

**1, 7/1/16 vs. MIA**

Most RBI

**3, 8/20/16 vs. WSH**

Most Walks

**2, 4x, last: 7/8/16 at CWS**

Most Stolen Bases

**1, 22x, last: 8/10/16 at MIL**

Longest Hitting Streak

**5 games, 3x, last: 6/15-19/16**

- Had six RBI over a four-game span, 8/20-24, including driving in the game-tying run in the ninth inning on 8/24 at ARI...Drove in a career-high three runs on 8/20.
- Set his career high with three hits on four separate occasions...5/21 at PHI, 6/6 at SD, 6/8 at SD and 7/17 vs. COL.

## 2015

- Spent the majority of his eighth professional season with Philadelphia's Triple-A affiliate Lehigh Valley...Did appear in 17 games for the Philadelphia Phillies in September.
- Batted .268 with 28 extra-base hits, 35 RBI, 28 stolen bases in 120 games with the Ironpigs.
- Had his contract purchased on 9/14 and joined the Phillies for the remaining 18 games of the season. Appeared in 17 of those contests.
- Matched his minor-league career high (eighth time) with four hits on 7/6 at Rochester.

## 2014

- Spent almost the entire season with Triple-A Indianapolis ...Finished second in the International League in triples (9) and third in stolen bases (30).
- Appeared in games at second base, third base and all three outfield positions.
- Had his contract selected by Pittsburgh on 9/2 and appeared in eight games through the remainder of the season.

## 2013

- Suffered a broken left thumb during spring training on 3/9 and opened the season on the 60-day disabled list...Underwent surgery on 3/18 performed by Dr. Tom Graham.
- Appeared in 11 games between Bradenton (A), Altoona (AA) and Indianapolis as part of a rehabilitation assignment, 5/16-30.
- Was reinstated from the DL and optioned to Indianapolis on 5/31.

## 2012

- Spent the majority of the season with Triple-A Indianapolis and finished second in the International League in stolen bases.
- Recalled, 8/28 from Indianapolis...Optioned back to IND on 8/31 without appearing in a game.
- Hit .333 (6-for-18) with one home run, five RBI and four games during the first round of the IL playoffs vs Charlotte.
- Recalled on 9/10 and made one start, 10/1 vs. ATL.

## 2011

- Entered the seasons ranked as Pittsburgh's 10th-best prospect by *Baseball America*.
- Opened his fourth professional campaign with Indianapolis (AAA) before having his contract selected on 6/24.

- Made his Major League debut (start at 3rd base) and collected his first Major League hit that night vs. BOS (triple off Jon Lester).
- Collected his first career RBI, 7/2 at WSH (GM 2).
- Was on the 15-day DL, 7/27-8/24 (fractured right pinky finger).
- Played for Este in Dominican Winter League; appeared in just three games before having right hand stepped on and missed the remainder of the winter league season.

## 2010

- Entered the season ranked as Pittsburgh's No. 5 prospect by *Baseball America*.
- Selected to the Eastern League midseason All-Star team and earned MVP honors after hitting a grand slam.
- Tied for first in the Eastern League in triples (9) and at-bats (530).
- Batted .290, with three home runs and five RBI in eight games during the EL playoffs; homered off Andy Pettitte in Game 1 of the Championship Series.

## 2009

- Split the season between West Virginia (A) and Lynchburg (A).
- Was a South Atlantic League midseason All-Star.
- Named Mills Cup MVP after batting .308, with three doubles and seven RBI while helping Lynchburg capture the Carolina League Championship.
- Batted .296 (24-for-81), with five doubles, six RBI and a league-leading 13 stolen bases in 20 games with Scottsdale in the Arizona Fall League.

## 2008

- Was selected to the New York-Penn All-Star team in his first professional season.
- Hit his first professional home run, 8/26 at Jamestown.

## AMATEUR

- Was a member of the Pepperdine University baseball team from 2006 to 2008.
- Was named a 2006 Freshman All-American by Collegiate Baseball...Also named to the All-West Coast Conference First Team and WCC All-Freshman Team...Batted .314 with 17 doubles, 11 home runs and 50 RBI as a junior in 2008 and was named a First-Team WCC selection.
- Played for the Anchorage Glacier Pilots of the Alaska Baseball League in the summer of 2006.

PERSONAL

- Last name is pronounced dar-NO.
- He is married, wife's name is Caitlyn.
- Graduate of Los Alamitos High School (Calif.), where he was a three-year letterman in baseball.
- His brother Travis is a catcher for the New York Mets...The brothers played together on the 2009 South Atlantic League All-Star team.
- His band, the Chase d'Arnaud band, opened for Lady Antebellum in 2016 at the Verizon Wireless Amphitheater in Alpharetta, Ga.

TRANSACTIONS

- Selected by the Pittsburgh Pirates in the fourth round (114th overall) of the 2008 First-Year Player Draft...Signed by Rick Allen.
- On the Pittsburgh disabled list (right pinky fracture) from July 27 to August 25, 2011; included injury rehabilitation assignments to Bradenton (High-A) and Indianapolis (AAA).
- Underwent successful surgery to repair his broken left thumb on March 18 performed by Dr. Tom Graham.
- On the Pittsburgh 60-day disabled list (broken left thumb) from March 20 to May 31, 2013; included injury rehabilitation assignments to Bradenton (High-A), Altoona (AA) and Indianapolis (AAA).
- Signed by the Philadelphia Phillies to a minor league contract on November 15, 2014.
- Signed by the Atlanta Braves to a minor league contract on November 5, 2015.

COMPLETE RECORD

Year	Club	AVG	G	AB	R	H	2B	3B	HR	RBI	SH	SF	HP	BB	SO	SB-CS	OBP	SLG	E
2008	State College	.286	43	168	26	48	10	5	1	21	0	2	2	11	30	14-2	.333	.423	13
2009	West Virginia	.291	62	213	32	62	14	3	3	31	1	3	8	30	31	17-3	.394	.427	7
	Lynchburg	.295	54	210	45	62	19	4	4	26	2	2	9	30	41	14-5	.402	.481	14
2010	Altoona	.247	132	530	91	131	33	9	6	48	5	4	12	56	102	33-7	.331	.377	28
2011	Indianapolis	.264	74	288	43	76	12	6	4	37	4	1	5	23	53	20-4	.328	.389	4
	Pittsburgh	.217	48	143	17	31	6	2	0	6	2	1	1	4	36	12-2	.242	.287	9
	Bradenton#	.333	4	12	3	4	1	0	1	3	0	0	0	1	0	2-0	.385	.667	0
2012	Indianapolis	.252	98	381	63	96	24	4	6	38	3	1	5	37	93	34-5	.325	.383	17
	Pittsburgh	.000	8	6	2	0	0	0	0	1	0	0	0	0	2	1-0	.000	.000	0
2013	Bradenton#	.333	2	6	2	2	0	1	0	1	0	0	0	1	0	1-1	.429	.667	0
	Altoona#	.143	4	14	1	2	0	0	0	0	0	0	0	1	1	1-0	.200	.143	1
	Indianapolis	.233	61	240	33	56	8	4	4	20	2	1	1	18	43	17-5	.288	.350	10
2014	Indianapolis	.250	118	376	59	94	16	9	2	23	1	3	7	29	82	30-13	.313	.356	8
	Pittsburgh	---	8	0	2	0	0	0	0	0	0	0	0	0	0	0-2	---	---	0
2015	Lehigh Valley	.268	120	497	77	133	18	5	5	35	4	2	11	26	64	28-8	.317	.354	24
	Philadelphia	.176	11	17	2	3	0	1	0	0	0	0	0	1	7	0-1	.222	.294	0
2016	Gwinnett	.255	22	94	11	24	6	1	1	4	0	0	0	6	16	7-0	.300	.372	1
	Atlanta	.245	84	233	24	57	14	2	1	21	0	3	3	23	50	9-3	.317	.335	2
Minor Totals		.261	794	3029	486	790	161	51	37	287	22	19	60	269	556	218-53	.331	.384	127
N.L. Totals		.228	159	399	47	91	20	5	1	28	2	4	4	28	95	22-8	.283	.311	11
Atlanta Totals		.245	84	233	24	57	14	2	1	21	0	3	3	23	50	9-3	.317	.335	2
Major Totals		.228	159	399	47	91	20	5	1	28	2	4	4	28	95	22-8	.283	.311	11

Bold indicates led league; #Injury rehabilitation assignment

MAJOR LEAGUE FIELDING RECORD

Position	PCT	G	PO	A	E	TC	DP
Shortstop	.957	55	50	107	7	164	22
Third Base	.966	32	25	59	3	87	7
Second Base	.978	13	15	29	1	45	1
Left Field	1.000	8	15	1	0	16	0
Center Field	1.000	4	10	0	0	10	0
Right Field	1.000	1	2	0	0	2	0
Outfield	1.000	13	27	1	0	28	0

**NON-ROSTER INVITEE**

# JOHN DANKS

# 50

## LEFT-HANDED PITCHER

Full Name: **John William Danks**Bats: **Left**Throws: **Left**Height: **6-1**Weight: **210**DOB: **April 15, 1985**Opening Day Age: **31**Born: **Austin, TX**Resides: **Round Rock, TX**MLB Debut: **April 8, 2007**MLB Service Time: **9.041**Acquired: **Signed to minor-league contract, December 9, 2016**Contract Status: **Signed through 2017**

## CAREER HIGHLIGHTS

- Finished his White Sox career ranking seventh on the club's strikeout list (1,086).
- Became just the second White Sox pitcher to make at least 25 starts in his first five seasons... Tommy Thomas also did it from 1926-31.
- Among active players who pitched for only one MLB team, made the sixth most starts in the majors (247)...Trailed Felix Hernandez, Justin Verlander, Matt Cain, Clayton Kershaw and Adam Wainwright.

## 2016

- Made four starts with CWS before the team granted him his unconditional release on 5/15.
- Lost all four of his starts to run his losing streak to seven games...The skid is one shy of his career-worst streak, done twice and last from 4/3-5/29/11.

## 2015

- Completed his ninth season with the White Sox.
- Made 30 starts for the fifth time in his career and second season in a row...Tied for sixth in the American League with one shutout and tied for sixth with two complete games.
- Lefties batted .240 (40-167), including a .190 (22-116) average through his first 22 starts, down from his .269 career mark entering the season.
- Suffered his first career loss to KC in his season debut on 4/9 at Kauffman Stadium (4 ER/5.2 IP)... Was 7-0 over his first 16 career starts against the Royals.
- Allowed seven runs (three earned) on eight hits over just 2.1 IP on 5/3 at MIN, matching the shortest non-injury related start of his career... Also committed two errors in the outing.

## CAREER HIGHS

Most IP

**9.0, 5x, last: 9/4/15, CWS at KC**

Most Runs Allowed

**9, 3x, last: 6/22/15, CWS at MIN**

Most ER Allowed

**9, 2x, last: 8/5/14, CWS vs. TEX**

Most Hits Allowed

**12, 2x, last: 7/20/14, CWS vs. HOU**

Most HRs Allowed

**4, 2x, last: 8/5/14, CWS vs. TEX**

Most Walks

**6, 3x, last: 5/17/11, CWS vs. TEX**

Most Strikeouts

**10, 4x, last: 7/2/14, CWS vs. LAA**

Longest Winning Streak

**6, 5/29-8/6/08**

Longest Losing Streak

**8, 2x, last: 4/3/-5/29/11**

- Threw his fifth career complete game, and third shutout, on 5/31 at HOU...Surrendered 10 hits, including four doubles and one triple...Recorded his 1,000th strikeout (George Springer) in the first inning, becoming the 10th pitcher in CWS' history to reach the milestone...Became the first Sox pitcher to throw a shutout with 10-plus hits allowed since Stan Bahnsen on 6/21/73 vs. OAK (12 hits).

- Threw his sixth career complete game and second of the season on 9/5 at KC, allowing one run on seven hits...Retired 17 of 18 from the third through the eighth but lost his shutout bid in the ninth on a sacrifice fly.

## 2014

- Eleven wins, 193.2 IP, 32 starts and 20 quality starts were his highest marks since 2010.
- Ranked among the American League left-handed leaders in starts (T2nd), IP (6th), QS (T6th) and wins (T9th).
- Finished the season in 10th place on the White Sox all-time strikeout list with 962...Passed Eddie Cicotte (961), Alex Fernandez (951), Jim Scott (945), Jack McDowell (918), Tommy John (888) and Rich Dotson (873) during the season.
- His 25 home runs allowed tied for the fifth most in the AL...ranked second in the AL with 102 earned runs allowed.
- Went 1-0 vs. Kansas City to improve to 7-0 in 16 career starts...Became the first Sox pitcher since at least 1914 to go undefeated in his first 16-plus starts vs. a single opponent.

## 2013

- Made 22 starts after working his way back from season-ending surgery the previous August.
- His 14 losses were a career high.
- Registered a career-best 3.30 strikeout-to-walk ratio (89 SO/27 BB).
- Joined his younger brother, Jordan, as the first pair of brothers to be on the White Sox roster at the same time since Robert and Sandy Alomar Jr. in 2004.
- Started the season on the disabled list to continue his recovery from left shoulder surgery...Was reinstated from the disabled list on 5/24...Made his season debut that night vs. MIA, going 6.0 innings and allowing three earned runs.
- Retired a career-high 26 consecutive batters over a two-start span from 6/8-15, tied for the fifth-longest streak by a White Sox pitcher since 1991... Also retired 30 straight at home from 6/8-26.
- Won on 8/25 vs. TEX, allowing two runs over 6.0 IP while his brother, Jordan, played right field and hit a homer run...Became the first pitcher to start and win a game in which his brother homered as a teammate since 6/28/47 when Walker Cooper homered in support of his brother, Mort, for the New York Giants.
- Lost his last four starts from 8/31-9/18 before being shut down for the remainder of 2013.

## 2012

- Made nine starts before undergoing season-ending surgery on his left shoulder in August... Underwent surgery on 8/6 at Rush University Medical Center to repair a capsular tear and debride the rotator cuff and biceps.
- Suffered the loss in his first Opening Day start on 4/6 at TEX (3 ER/6.0 IP).
- Placed on the disabled list on 5/25 (retro to 5/20) with a strained left shoulder.

## 2011

- Went 0-8 with a 5.25 ERA (41 ER/70.1 IP) in his first 11 starts, 6-1 with a 2.03 ERA (16 ER/71.0 IP) in his next 11 and 2-3 with a 7.76 ERA (25 ER/29.0 IP) in his final five.
- Became the third pitcher in club history to start a season 0-8, joining Roy Wilkinson (0-10 in 1921) and Eddie Smith (0-8 in 1942)...Joined Mark Mulder (1997) and Anthony Reyes (2007) as the only pitchers since 1961 to go 0-8 before 6/1... The 0-8 start was the first by a pitcher who won 15 games or more the previous season since Montreal's Dale Murray in 1976.
- Won his next four decisions (4-0, 0.98 ERA), tied for the third-longest streak since 1920 by a pitcher who started the season with an eight-game losing streak.
- Tossed his third career complete game in a losing effort on 5/23 vs. TEX (8.0 IP).
- Went to the 15-day disabled list from 6/26-7/20 with a strained right oblique.
- Threw his second shutout on 8/27 at SEA while striking out 10.

## 2010

- Set career bests in wins (15), IP (213.0), strikeouts (162) and opponents' average (.237)...Recorded his second consecutive season with at least 10 wins, 30 starts and 200.0 IP.
- Along with Mark Buehrle, became the eighth pair of Sox southpaws to each throw at least 200.0 IP in consecutive seasons and first since Jim Kaat and Wilbur Wood (1974-75).
- Ranked among the AL leaders in GIDP (T4th, 25), quality starts (T8th, 21), pickoffs (T8th, 4), innings (9th) and wins (T10th)...Surrendered two earned runs or less 21 times, tied for third-most in the AL behind Felix Hernandez (25) and C.J. Wilson (22).
- Tossed his second career complete game and first shutout on 7/8 vs. LAA, surrendering a career-low two hits...Took a no-hitter into the seventh inning for the fifth time in his career.



## 2009

- Recorded his first season with at least 200.0 IP while tying Mark Buehrle for the team lead in wins... Along with Buehrle, became the first pair of Sox southpaws to reach the 200.0-innings milestone in a season since Britt Burns and Floyd Bannister in 1985.
- Ranked among the AL leaders in pickoffs (T2nd, 6), GDP (T7th, 22), hits per 9.0 IP (8th, 8.27), average against (10th, .245), ERA (10th, 3.77) and quality starts (T10th, 20).
- Tossed his first career complete game in a win on 9/28 at CLE.

## 2008

- Ranked among the AL leaders in ERA (5th), starts (T5th, 33), baserunners per 9.0 IP (9th, 11.22) and opponents' average (10th, .246)...Allowed two earned runs or less in 22 starts, tied with CLE's Cliff Lee for the most among AL pitchers.
- Lowered his ERA by 2.18 from 2007, the second-biggest improvement in baseball.
- Earned the win in a one-game playoff vs. MIN on 9/30, allowing two hits over 8.0 scoreless IP in Chicago's 1-0 victory that clinched the AL Central title.
- Threw 19.2 IP scoreless IP from 4/15-26.
- Won a career-best six straight decisions over 13 starts from 5/29-8/6.

## 2008 POSTSEASON

- Earned the win in Game 3 of the ALDS vs. TB, striking out seven (3 ER/6.2 IP).

## 2007

- Ranked among the AL rookie leaders in losses (1st), strikeouts (3rd), starts (T3rd) and IP (4th).
- Made his first Opening Day roster at age 21 (turned 22 on 4/15)
- Lost his MLB debut on 4/8 vs. MIN despite allowing two earned runs over 6.2 innings.
- Earned his first MLB victory on 5/9 at MIN (1 ER/6.2 IP).
- Entered the season ranked by *Baseball America* as the No. 1 Prospect in the Texas organization prior to being traded to the White Sox on 12/23/06.

## MINOR LEAGUE HIGHLIGHTS

- Named a **2006** Texas League All-Star...Ranked by *Baseball America* as Texas' No. 2 prospect following the **2005** and **2004** season...Pitched in the Futures Games on 7/11/04 in Houston, earning the victory with a scoreless inning.

## AMATEUR

- Graduated from Round Rock (Texas) High School in 2003 and was selected as the Gatorade Texas High School Player of the Year and a second team High School All-American by *Baseball America* as a senior.

## PERSONAL

- His wife is Ashley Monroe, a country music singer and member of the "Pistol Annies."
- His father, John, was a four-year basketball letterman at the University of Texas (1977-80)... His brother, Jordan, played with John in the White Sox organization from 2008-14.
- Participates in True Heroes, a group of pro players that spend time visiting military hospitals.
- Shaves his head during Spring Training to support St. Baldrick's fundraising efforts.
- Has partnered with Oral Health America in promoting NSTEP, a program to educate the baseball community and American public about the dangers of smokeless tobacco.

## CAREER TRANSACTIONS

- Selected by the Texas Rangers in the first round (ninth overall) of the 2003 First-Year Player Draft...Signed by Randy Taylor.
- Acquired by the Chicago White Sox, along with RHP Nick Masset and RHP Jacob Rasner, from the Texas Rangers in exchange for RHP Brandon McCarthy and OF David Paisano on December 23, 2006.
- On Chicago (AL) disabled list (strained right oblique) from June 26 to July 20, 2011; included rehabilitation assignment to Triple-A Charlotte.
- On Chicago (AL) disabled list (left shoulder strain) from May 25 to the end of the 2012 season; included rehabilitation assignment to Triple-A Charlotte...Transferred to the 60-day disabled list on August 11.
- On Chicago (AL) disabled list (recovery from left shoulder surgery) from March 22 to May 24, 2013; included rehabilitation assignment to Double-A Birmingham and Triple-A Charlotte.
- Signed by the Atlanta Braves to a minor league contract on December 9, 2016.

COMPLETE RECORD

Year	Club	W-L	ERA	G	GS	CG	SHO	SV	IP	H	R	ER	HR	HB	BB	SO	WP	BK
2003	AZL Rangers	1-0	0.69	5	3	0	0	0	13.0	6	3	1	0	0	4	22	1	0
	Spokane	0-2	8.53	5	5	0	0	0	12.2	12	12	12	0	0	7	13	0	0
2004	Clinton	3-2	2.17	14	8	0	0	0	49.2	38	17	12	4	1	14	64	1	0
	Stockton	1-4	5.24	13	13	0	0	0	55.0	62	38	32	5	1	26	48	3	1
2005	Bakersfield	3-3	2.50	10	10	0	0	0	57.2	50	18	16	5	2	16	53	1	0
	Frisco	4-10	5.49	18	17	0	0	0	98.1	117	66	60	12	5	34	85	3	0
2006	Frisco	5-4	4.15	13	13	0	0	0	69.1	74	38	32	11	2	22	82	3	0
	Oklahoma	4-5	4.33	14	13	0	0	0	70.2	67	43	34	11	1	34	72	2	0
2007	Chicago (AL)	6-13	5.50	26	26	0	0	0	139.0	160	92	85	28	4	54	109	3	0
2008	Chicago (AL)	12-9	3.32	33	33	0	0	0	195.0	182	74	72	15	4	57	159	7	0
2009	Chicago (AL)	13-11	3.77	32	32	1	0	0	200.1	184	89	84	28	5	73	149	1	0
2010	Chicago (AL)	15-11	3.72	32	32	1	1	0	213.0	189	93	88	18	4	70	162	2	1
2011	Chicago (AL)	8-12	4.33	27	27	2	1	0	170.1	182	89	82	19	7	46	135	6	0
	Charlotte#	1-0	2.00	2	2	0	0	0	9.0	9	2	2	2	0	2	6	0	0
2012	Chicago (AL)	3-4	5.70	9	9	0	0	0	53.2	57	35	34	7	1	23	30	5	0
	Charlotte#	0-0	2.25	1	1	0	0	0	4.0	4	3	1	0	0	1	1	0	0
2013	Birmingham#	1-0	2.57	1	1	0	0	0	7.0	5	2	2	1	0	1	1	0	0
	Charlotte#	1-0	3.45	3	3	0	0	0	15.2	13	8	6	1	2	12	14	0	0
2014	Chicago (AL)	4-14	4.75	22	22	0	0	0	138.1	151	81	73	28	4	27	89	3	0
	Chicago (AL)	11-11	4.74	32	32	0	0	0	193.2	205	106	102	25	9	74	129	7	0
2015	Chicago (AL)	7-15	4.71	30	30	2	1	0	177.2	195	104	93	24	3	56	124	8	1
2016	Chicago (AL)	0-4	7.25	4	4	0	0	0	22.1	28	20	18	5	0	11	16	1	0
Minor Totals		24-30	4.09	99	89	0	0	0	462.0	457	250	210	52	14	173	461	14	1
Major Totals		79-104	4.38	247	247	6	3	0	1503.1	1533	783	731	197	41	491	1102	43	2

Bold indicates led league; #Injury rehabilitation assignment

DIVISION SERIES RECORD

Year	Club, Opp.	W-L	ERA	G	GS	CG	SHO	SV	IP	H	R	ER	HR	HB	BB	SO	WP	BK
2008	CWS vs. TB.	1-0	4.05	1	1	0	0	0	6.2	7	3	3	1	0	3	7	0	0

MAJOR LEAGUE FIELDING RECORD

Position	PCT	G	PO	A	E	TC	DP
Pitcher	.964	247	55	216	10	281	11

MAJOR LEAGUE BATTING RECORD

Year	Club	AVG	G	AB	R	H	2B	3B	HR	RBI	SH	SF	HP	BB	SO	SB	CS	E
2014	Chicago (AL)	.333	1	3	0	1	0	0	0	0	0	0	0	0	1	0	0	1
Major Totals		.083	11	24	0	2	0	0	0	0	3	0	0	1	8	0	0	10

**NON-ROSTER INVITEE**

# JOEL DE LA CRUZ

# 60

## RIGHT-HANDED PITCHER

Full Name: **Joel Santos De La Cruz**

Bats: **Right**

Throws: **Right**

Height: **6-1**

Weight: **250**

DOB: **June 9, 1989**

Opening Day Age: **27**

Born: **Haina, DR**

Resides: **Haina, DR**

MLB Debut: **June 29, 2016**

MLB Service Time: **0.121**

Acquired: **Signed to minor-league contract, November 20, 2015**

Contract Status: **Signed through 2017**

## 2016

- In his first season in the Braves organization, made his MLB debut after beginning the year with Triple-A Gwinnett...Split his time with the Braves between the starting rotation and the bullpen, making 22 appearances, nine starts.
- Lost his MLB debut, 3-0 to CLE on 6/29 after the club selected his contract from Triple-A Gwinnett earlier that day...Allowed three runs, earned, and seven hits...Became the fourth Braves pitcher to make his MLB debut with an interleague start and the first since Randall Delgado on 6/17/11 vs. TEX...Charlie Morton (6/14/08 at LAA) and Kyle Davies (5/21/05 at BOS) also did it.
- With the club twice prior to making his MLB debut...Atlanta first selected his contract on 4/11 before he was optioned to Gwinnett the next day...Outrighted off the 40-man roster on 4/22 and selected again on 5/20...Optioned to Gwinnett on 5/22 and outrighted again on 5/29.
- Dropped all seven of his decisions to become the first Braves' pitcher to lose his first seven career decisions since Dave Campbell started 0-7 in 1977 and 1978...Since the franchise moved to Atlanta in 1966, only one other pitcher began his career 0-7...Frank LaCorte started 0-9 in 1975 and 1976.
- Received 10 total runs of support as a starter for a rate of 1.96 runs per nine innings...Among qualifying pitchers, James Shields had the lowest rate of 3.22 per nine innings...Received no runs of support in five of his starts.
- Lost his first two starts before moving to the bullpen for seven appearances, 7/8-7/28...Returned to the rotation for seven starts, 7/31-9/2, before making his final six appearances out of the bullpen, 9/6-9/30.

## CAREER HIGHS

Most IP

**6.0, 2x, last: 7/4/16 at PHI**

Most Runs Allowed

**7, 7/4/16 at PHI**

Most ER Allowed

**6, 8/21/16 vs. WSH**

Most Hits Allowed

**9, 7/4/16 at PHI**

Most HRs Allowed

**2, 2x, last: 8/21/16 vs. WSH**

Most Walks

**5, 8/5/16 at STL**

Most Strikeouts

**5, 9/2/16 at PHI**

Longest Winning Streak

**None**

Longest Losing Streak

**7, 6/29/16-present**

- Became one of 22 Braves rookies to play, tying the Atlanta franchise record for most in a single season with the 2015 amount.
- Went 4.1 shutout innings while not striking out a batter, 7/31 vs. PHI...Pitched in relief on 7/28 vs. PHI and became just the fourth Braves pitcher since 2000 to go at least 4.1 shutout innings in a start on two days rest or less.

- Went 0-6 with a 5.09 ERA (26 ER/46.0 IP) as a starter and 0-1 with a 4.32 ERA (8 ER/16.2 IP) as a reliever.
- Collected a hit in his first MLB at-bat.

2015

- Selected to the MLB roster by NYY on 4/13, but did not appear in a game...Optioned to the minors two days later.
- Spent the rest of the season between Double-A Trenton and Triple-A Scranton/Wilkes-Barre.

MINOR LEAGUE RECAP

- Appeared in 173 minor league games, 42 starts, after making his professional debut in 2006 with the Brewers Rookie-Level team in the Arizona league.
- Missed all of 2007 and 2008 while recovering from right elbow UCL reconstruction surgery performed by Dr. Angelo Mattalino in Scottsdale Arizona on 12/2/07.

- Made his Triple-A debut in 2014 with Scranton/WB and went 7-0 in 15 games with the RailRiders the next season, tied for the most wins without a loss on the staff.

TRANSACTIONS

- Signed by the Milwaukee Brewers as a non-drafted free agent on March 19, 2006...Signed by Fernando Arango.
- Signed by the Washington Nationals to a minor league contract on February 5, 2008.
- Signed by the New York Yankees to a minor league contract on April 19, 2010.
- Signed by the Atlanta Braves to a minor league contract on November 20, 2015.
- Signed by the Atlanta Braves to a minor league contract on October 23, 2016.

COMPLETE RECORD

Year	Club	W-L	ERA	G	GS	CG	SHO	SV	IP	H	R	ER	HR	HB	BB	SO	WP	BK
2006	AZL Brewers	0-0	0.00	2	0	0	0	0	3.0	1	1	0	0	1	4	4	0	0
2007																		
2008																		
2009	DSL Nationals	0-4	7.27	13	0	0	0	0	26.0	37	29	21	0	4	17	14	9	1
2010	DSL Yankees1	1-0	0.00	2	0	0	0	0	1.0	1	1	0	0	0	2	2	1	0
	DSL Yankees2	0-1	7.11	7	0	0	0	2	6.1	10	5	5	0	0	1	5	1	0
2011	GCL Yankees	2-0	5.10	17	0	0	0	0	30.0	30	20	17	3	0	12	19	4	0
	Tampa	0-1	3.00	1	0	0	0	0	3.0	2	1	1	0	1	1	3	0	0
2012	Tampa	0-0	0.00	1	0	0	0	0	1.2	1	0	0	0	0	0	2	0	0
	Charleston	3-3	3.66	25	0	0	0	3	46.2	45	25	19	3	1	27	49	7	3
2013	Tampa	6-3	3.28	33	6	0	0	1	85.0	70	35	31	2	3	27	73	6	1
2014	Trenton	4-4	4.34	11	10	0	0	0	56.0	60	31	27	3	3	19	39	3	1
	Scranton/WB	3-5	4.52	17	12	0	0	0	65.2	74	43	33	6	2	18	38	5	1
2015	Trenton	1-2	3.47	8	2	0	0	0	23.1	24	12	9	2	2	5	13	2	0
	Scranton/WB	7-0	3.25	15	7	0	0	0	61.0	59	25	22	4	2	17	29	0	0
2016	Gwinnett	1-3	4.68	21	5	0	0	0	57.2	62	32	30	5	5	24	44	2	1
	Atlanta	0-7	4.88	22	9	0	0	0	62.2	65	40	34	10	2	22	37	0	0
Minor Totals		28-26	4.15	173	42	0	0	6	466.1	476	260	215	28	24	174	334	40	8
Major Totals		0-7	4.88	22	9	0	0	0	62.2	65	40	34	10	2	22	37	0	0

MAJOR LEAGUE FIELDING RECORD

Position	PCT	G	PO	A	E	TC	DP
Pitcher	.917	22	2	9	1	12	0

MAJOR LEAGUE BATTING RECORD

Year	Club	AVG	G	AB	R	H	2B	3B	HR	RBI	SH	SF	HP	BB	SO	SB	CS	E
2016	Atlanta	.188	21	16	0	3	0	0	0	1	2	0	0	0	8	0	0	1



# TRAVIS DEMERITTE

81

## INFIELDER

Full Name: **Travis Timothy Demeritte**  
 Bats: **Right**                      Throws: **Right**  
 Height: **6-0**                      Weight: **180**  
 DOB: **September 30, 1994**                      Opening Day Age: **22**  
 Born: **Manhattan, NY**                      Resides: **Statham, GA**  
 MLB Debut: **None**                      MLB Service Time: **0.000**  
 Acquired: **Acquired from the Texas Rangers on July 27, 2016**  
 Contract Status: **Signed through 2017**

### NON-ROSTER INVITEE

\*\*\*\*\*

### BRAVES 2017 PROSPECT RANKING

No. 19 - *Baseball America*

No. 10 - *MLBPipeline.com*

\*\*\*\*\*

## 2016

- Played his fourth professional campaign between two High-A stops within the Texas Rangers and Atlanta Braves organizations in 2016.
- Opened the 2016 season with High-A High Desert of the California League and clubbed 25 home runs with 59 RBI and 13 stolen bases, while batting .272 (90-for-331) in 88 games prior to a midseason trade from Texas to Atlanta on 7/27.
- After joining the Braves organization, played in 35 games, all with the Carolina Mudcats, and batted .250 (31-for-124) with three home runs, 11 RBI, 21 runs scored and a .384 on-base percentage through the remainder of the season.
- Set career highs in nearly every offensive category including career bests with 28 home runs, 29 doubles, nine triples, 70 RBI, 17 stolen bases, 94 runs scored and 123 games played for the High Desert Mavericks and the Carolina Mudcats.
- Combined to hit a career-high 28 home runs between High Desert and Carolina, eight more than any other Braves minor leaguer...Also combined for a career-high 70 RBI which would rank third among Braves farmhands.
- Had a .935 OPS spanning 88 games with High Desert...Finished with a .915 OPS between High Desert and Carolina, which would qualify as the top mark in the Braves farm system.
- Finished with 66 extra-base hits, tied for the sixth most among all minor league batters and eight behind the Single-A leader.

- At the time he was acquired by Atlanta, led the California League in home runs (25), slugging percentage (.583) and extra-base hits (49).
- Batted over .300 during April (.309, 25-for-81) and July (.343, 23-for-67)...Hit below .250 during May (.223, 23-for-103), June (.231, 21-for-91) and August (.240, 24-for-100).
- Was the starting second baseman for the California League All-Star team...Went 1-for-2 with one double.
- Was the starting second baseman for the United States team in the Future's Game played in San Diego, Calif....Went 0-for-1 with one walk.
- Following the 2016 campaign, played in 22 games for the Salt River Rafters of the Arizona Fall League...Batted .261 (24-for-92) with four home runs, 14 RBI, an .855 OPS and 23 runs scored...Tied for the AFL lead with 48 total bases, while he ranked fifth in slugging percentage with a .522 mark.
- Entered the 2016 campaign ranked by *Baseball America* as the 28th-best prospect in the Texas Rangers organization.

## 2015

- Opened the 2015 season with Single-A Hickory and hit .241 (41-for-170) with 12 doubles, five home runs and 19 RBI in 41 games prior to being placed on the restricted list on 6/4.
- Was transferred to Low-A Spokane upon his return from the restricted list on 9/2 and played in five games with the Indians.



- Following the season, played in 56 games with the Adelaide Bite in the Australian Winter League...Batted .216 (44-for-204) with 12 doubles, two triples, nine home runs, 36 RBI and 24 walks...Hit .177 (17-for-96) with 11 walks and 35 strikeouts over his first 25 games and .250 (27-for-108) with 13 walks and 25 strikeouts over his final 31 contests.

2014

- Led the South Atlantic League (and all teenage players) in the minor leagues with 25 home runs.. Finished third among all Rangers farmhands in homers.
- Rated as the ninth-best prospect in the organization by MLB.com following the season.
- Hit 20 of his 25 home runs versus right-handed pitching and 15 of his 25 away from Hickory.
- Had a season-best two home runs on a pair of occasions (4/10 vs. ASH and 7/31 at SAV).
- Logged time defensively at second, third, and shortstop.
- Hit .250 (62-for-248) with 20 home runs and 50 RBI over his next 70 games, but batted .114 (9-for-79) in his final 27 contests.

2013

- Rated the ninth-best prospect in the Arizona League by *Baseball America* in his first professional season.
- Compiled the second-highest on-base percentage (.411) in the AZL.

- Posted a .321/.433/.491 line against right-handed pitching and .184/.354/.316 versus southpaws.
- Poked a three-run home run in his first professional at-bat on 6/20 at the AZL Royals.
- Batted .342 (13-for-38) over his first nine games before hitting .156 (7-for-73) over his next 13 contests, tallying 11 walks in that stretch...Batted .344 (21-for-61) over his final 17 games.

AMATEUR

- Batted .404 (36-for-89) with 42 runs, seven doubles, one triple, 12 home runs, 37 RBI and five stolen bases as a senior at Winder-Barrow High School in Winder, Ga...Set a school record with 32 career home runs.
- Tabbed the 11th-best high school position player in the 2013 Draft and the 23rd-best position player overall by *Baseball America*.

PERSONAL

- Committed to play baseball at the University of South Carolina prior to signing with the Texas Rangers in 2013.
- Attended Winder Barrow (Ga.) High School.

TRANSACTIONS

- Selected by the Texas Rangers in the first round (30th overall) of the 2013 First-Year Player Draft... Signed by Derrick Tucker.
- Acquired by the Atlanta Braves from the Texas Rangers in exchange for LHP Dario Alvarez and RHP Lucas Harrell on July 27, 2016.

COMPLETE RECORD

Year	Club	AVG	G	AB	R	H	2B	3B	HR	RBI	SH	SF	HP	BB	SO	SB-CS	OBP	SLG	E
2013	AZL Rangers	.285	39	144	31	41	5	3	4	20	0	0	2	29	49	5-1	.411	.444	11
2014	Hickory	.211	118	398	77	84	16	2	25	66	5	4	9	50	171	6-2	.310	.450	18
2015	Hickory	.241	48	170	27	41	12	1	5	19	0	1	2	25	69	10-1	.343	.412	1
	Spokane	.150	5	20	0	3	0	0	0	0	0	0	0	2	11	0-2	.227	.150	1
2016	High Desert	.272	88	331	73	90	20	4	25	59	0	4	2	41	125	13-3	.352	.583	11
	Carolina	.250	35	124	21	31	9	5	3	11	1	0	1	26	50	4-1	.384	.476	2
Minor Totals		.244	333	1187	229	290	62	15	62	175	6	9	16	173	475	38-10	.346	.479	44

Bold indicates led league; #Injury rehabilitation assignment



# R.A. DICKEY

# 19

## RIGHT-HANDED PITCHER

Full Name: **Robert Allen Dickey**

Bats: **Right**

Throws: **Right**

Height: **6-3**

Weight: **215**

DOB: **October 29, 1974**

Opening Day Age: **42**

Born: **Nashville, TN**

Resides: **Franklin, TN**

MLB Debut: **April 22, 2001**

MLB Service Time: **11.007**

Acquired: **Signed as a free agent on November 18, 2016**

Contract Status: **Signed through 2017**

## CAREER HIGHLIGHTS

- Won the National League Cy Young Award in 2012 after winning a career-best 20 games...Also made his only All-Star game that season.
- Since becoming a full-time starter in 2010, has made 221 starts, tied for the seventh most in baseball over that time frame...His 1441.0 innings are the ninth most in baseball since that season.
- Among active pitchers, his 15 complete games are tied for 12th, while his six shutouts are tied for 14th.
- Won his only **Gold Glove** award in 2013.
- Used the knuckleball as his primary pitch during his second stint with TEX during 2005 season... Began throwing the knuckler with Triple-A Oklahoma in July... Worked on the pitch with Rangers Hall of Famer Charlie Hough during a road trip to Anaheim in September.

## 2016

- In his fourth season with Toronto, compiled his highest ERA (4.46) since becoming a full-time starter in 2010...His 169.2 IP were his fewest since 2010, while he lost a career-most 15 games.
- Snapped a five-season string of at least 200.0 IP... From 2011-2015, tossed the fourth-most innings in MLB (1,097.0)...Only James Shields (1135.0), Clayton Kershaw (1128.0) and Felix Hernandez (1107.2) worked more.
- Went 3-8 with a 5.28 ERA (52 ER/88.2 IP) in 15 games at home, while finishing 7-7 with a 3.56 ERA (32 ER/81.0 IP) in 15 road games, 14 starts.
- After the first of August, compiled a 3.76 ERA (16 ER/38.1 IP) and allowed only two home runs over eight games, seven starts to finish the season... From the beginning of the season through the end of July, tied for the MLB lead with 26 home runs allowed while tying for second with 12 losses.

## CAREER HIGHS

Most IP

**9.0, 11x, last: 9/2/15, TOR vs. CLE**

Most Runs Allowed

**9, 2x, last: 6/13/04, TEX vs. STL**

Most ER Allowed

**9, 2x, last: 6/13/04, TEX vs. STL**

Most Hits Allowed

**11, 6x, last: 8/23/15, TOR at LAA**

Most HRs Allowed

**6, 4/6/06, TEX vs. DET**

Most Walks

**6, 2x, last: 3/31/14, TOR at TB**

Most Strikeouts

**13, 2x, last: 9/27/12, NYM vs. PIT**

Longest Winning Streak

**11, 4/25/12-7/19/12**

Longest Losing Streak

**5, two times, last: 4/8/11-5/14/11**

- Finished as the second fastest working pitcher in the majors, taking an average of 18.3 seconds between pitches according to PITCHf/x data... Only Wade Miley (17.8 seconds) worked quicker.
- Induced 21 groundball double plays, tied for ninth most in the majors.

- Made his season debut in TOR's second game of the season on 4/4 at TB, earning the win after tossing 5.0 innings and allowing three runs, earned, in a 5-3 victory...Has worked the first or second game of the season every year since 2012...Was the Blue Jays' Opening Day starter in 2013 and 2014.
- Reached 30 games pitched for the sixth consecutive season...Is one of seven MLB pitchers with such a streak (James Shields, Max Scherzer, Jon Lester, Ian Kennedy, Cole Hamels and Madison Bumgarner).
- Took the loss 7/23 vs. SEA...Went 3.0 innings, his shortest start since 5/26/11 at CHI (2.2IP)...Had his streak of 60 consecutive home starts with at least 5.0 IP snapped, which at the time was the longest active streak in baseball.
- Allowed 14 first-inning runs while opponents hit .303 (36-for-119) in the opening frame.

## 2015

- Led TOR with 33 starts (T2nd in AL), 214.1 innings pitched (4th in AL) and 20 quality starts (T8th in AL)...Was his fifth consecutive season with at least 200.0 innings...Became one of three pitchers to make 30 or more starts in five consecutive seasons (James Shields/Yovani Gallardo).
- Lost just one of his last 14 starts, recording a 2.88 ERA and .230 opponents' average...At Rogers Centre had a 9-3 record with a 3.11 ERA and a .197 opponents' average...The .197 average against at home ranked third in the AL behind Dallas Keuchel (.186) and teammate Marco Estrada (.195)...Had a six-game win streak over his last eight home starts, compiling a 1.94 ERA.
- Earned career win 100 vs. TB, 9/25.
- Did not pick up his first road win until his 10th outing with a 5-2 win at OAK on 7/23...Won just two of his 16 road starts.
- Club won each of his 10 starts from 7/23-9/8, which tied for the fourth-longest such streak in franchise history and the longest since TOR won 14 consecutive starts by Roy Halladay in 2003...
- Received a no-decision in an 8-5 win at PHI on 9/18 (5 ER/4.0 IP)...The outing snapped the Blue Jays' franchise record of 20 consecutive starts with 3 earned runs or less (7/26-8/16).
- Became the first 40-year old to start the home opener for the Toronto Blue Jays on 4/13 vs. TB...
- With his win on 5/4 became the fourth different Blue Jay pitcher to win a game at at least 40 years of age...Joined Darren Oliver (six times), Dan Plesac (once) and Dave Stieb (once).

## 2015 POSTSEASON

- In his only postseason appearances, went 0-1 with a 7.11 ERA (5 ER/6.1 IP) in two starts...In his postseason debut, went 4.2 innings and allowed one run in Game 4 of the ALDS vs. TEX.

## 2014

- Led the club with 34 starts (T1st in MLB), 215.2 innings (8th in AL), 14 wins, a .233 opponents' average (6th in AL) and 23 quality starts (7th in AL).
- Went 14-13 for the second consecutive season, while also making the same number of starts.
- Allowed just three stolen bases, tied for ninth fewest in the AL.
- Suffered his second straight loss on Opening Day, dropping a 9-2 decision to TB on 3/31 at Tropicana Field.
- Recorded his 1,000th career strikeout on 6/27 vs. CWS in the third inning (Tyler Flowers).

## 2013

- In his first season with Toronto led the club in many categories, including starts (34), innings (224.2), wins (14), strikeouts (177) and quality starts (19)...His 4.21 ERA was second on the team.
- Ranked second in the AL in innings (224.2), tied for eight in wins (14) and 14th in strikeouts (177)...Threw 3505 pitches, fifth most in the AL.
- Posted three complete games to rank second in the AL, one behind leader Chris Sale.
- Allowed 35 home runs for a 1.40 HR/9...The 35 home runs were a career-high and was one short of the club record held by Woody Williams in 1998...Marked the second highest total in the majors (A.J. Griffin, 36).
- Started Opening Day, becoming just the fifth pitcher to win a Cy Young the previous season and start an opener for a different team the following year (Greg Maddux, David Cone, Pedro Martinez, Roger Clemens)

## 2012

- Finished with 20 victories on his way to the NL Cy Young award in his second season with NYM.
- Set new career-bests in wins (20), innings pitched (233.2), ERA (2.73; 71 ER/233.3 IP), complete games (five), shutouts (three), and WHIP (1.05).
- Named to the 2012 National League All-Star team, the first and only such honor of his career...Pitched 1.0 inning, the sixth inning, allowing no runs, one hit and one hit-batsman...Walked none and struck out one.

- Ranked in the top two in all three NL triple crown categories (wins, ERA, strikeouts)...Tied for second in the major leagues with 20 wins...Struck out 230 in 233.2 innings, which ranked third in the majors and first in the NL...Was fourth in the majors and second in the NL with a 2.73 ERA...Clayton Kershaw (Los Angeles) led the majors with a 2.56 ERA...Finished fourth in the NL with a 1.05 WHIP...Finished first in the NL with 22 starts of pitching at least 7.0 innings...David Price (Tampa Bay) led the majors with 23 starts of at least 7.0 innings.
- Recorded 27 quality starts, to lead the majors...His strikeout to walk ratio of 4.26 ranked fourth in the majors and third in the NL...Limited opposing right-handed batters to a .218 (102-468) batting average, good for seventh in the NL...Dickey had 15 starts in which he struck out eight or more, tying him for second in the majors with Yu Darvish (Texas)...Max Scherzer (Detroit) led the majors with 17 such starts.
- Underwent surgery on October 18 in Philadelphia to repair a core muscle injury that developed during the season...Dr. Williams Meyers performed the procedure at Jefferson Surgery Center and successfully repaired the injury.
- Was the National League Pitcher of the Month for June...It was his first career Pitcher of the Month honor...Began the month with 37.0 consecutive innings without surrendering an earned run...The streak dated from 6/2 vs. STL to 6/24 vs. NYY...He went 5-0 in six starts, leading the majors for the month in ERA (0.93), innings pitched (48.1) and strikeouts (55)...His five wins are also tied for the most in the majors.
- Had a 0.93 ERA for the month of June despite allowing five earned runs on June 24 vs. the Yankees...This was the first time in the 100-year tracking of earned runs that a pitcher allowed five earned runs in a start, yet finished the month with an ERA below 1.00.
- Named the NL Player of the Week for the week of May 21-27...Went 2-0 with a 0.63 ERA (1 ER/14.1 IP)...Struck out 21 in those 14.1 innings.
- Set his career-high total in strikeouts three different times this season...Recorded 12 and 13 strikeouts in back-to-back starts at TB on 6/13 and again vs. BAL on 6/18, respectively, setting a new career-high each time...He first set his career-high by striking out 11 at PIT on 5/22...Matched his career-high with 13 strikeouts in his start vs. PIT on 9/27.
- Became the 10th pitcher since 1900 to record consecutive one-hitters (6/13 at Tampa Bay and 6/18 vs. Baltimore)...Became the first pitcher in modern baseball history (since 1900) to register back-to-back complete game one-hitters with 10 strikeouts or more in both starts...Became the first pitcher to throw consecutive one-hitters since TOR's Dave Stieb in 1988...Stieb one-hit CLE on the road on 9/24 and then allowed one hit vs. BAL on 9/30.
- Set a franchise record with 32.2 consecutive scoreless innings pitched from 5/22-6/13, breaking Jerry Koosman's 31.2 scoreless mark set in 1973...Dickey's streak ended in the ninth inning with an unearned run...His earned run scoreless streak went to 44.2 innings before it was snapped vs. NYY on 6/24.
- Won 11 consecutive decisions, 4/25-7/19 to set a career-long winning streak...The 11-game win streak was the best of his career and the third-longest in Mets history...Dickey's streak spanned 16 starts, also tied for the third longest streak of consecutive starts without a loss in Mets history.
- Won six starts, recording 63 strikeouts and allowing only two runs from 5/17-6/18...No other major league pitcher since 1900 went 6-0 with at least 60 strikeouts and two or fewer runs allowed over a span of six straight starts.

## 2011

- In his second season with NYM, set career-highs in innings pitched, starts, and strikeouts.
- Finished the season with 12 straight quality starts, dating to July 25, the longest such streak of his career...Tied for the longest in the NL (Javier Vazquez and Tim Hudson) and tied for the second longest in the majors (Jered Weaver, 15)...Finished with 22 quality starts to lead the team.
- Recorded his first career double-digit strikeout game, fanning 10 vs. PIT on 5/31...
- Threw his fourth career complete game in a 3-2 loss at PIT on 6/11.
- Made his 100th major league start on 8/21 against MIL...Since 1947, the only pitcher who was older at the time of his 100th career start than Dickey (36 years, 296 days) was Masato Yoshii (age 36 years,
- 356 days on April 11, 2002) with Montreal....Other than Yoshii, the last pitcher to make his 100th big league start at such an advanced age was Ed Heusser in 1946 (age 37 years, 103 days) with Cincinnati.

## 2010

- Set career highs in wins, starts, innings, strikeouts, and complete games in his first season with NYM.
- Finished seventh in the National League in ERA, fourth with a 1.99 home ERA (18 earned runs/81.1 innings) and third with a night ERA of 2.53 (33 earned runs/117.1 innings)...His walk per nine inning rate of 2.2 was the best of his career and the third-best mark in the NL.
- Threw a one-hitter, the 35th in franchise history, to beat PHI, 1-0, on 8/13 at Citi Field...It was the second complete-game effort of Dickey's career and the only hit he allowed was a line-drive single by pitcher Cole Hamels...He struck out seven, one off his season-high, and walked one...Prior to Dickey, the last pitcher to throw a complete-game one-hitter in a 1-0 victory with the only hit by the pitcher was Sandy Koufax on 5/23/60... Bennie Daniels (a career .170 hitter) got the only Pittsburgh hit that night, a second-inning single.
- Set a Mets record and led all MLB pitchers by handling 61 total chances without an error...Broke Tom Glavine's club record set in 2005, when the left-hander had 55 total errorless chances.
- Started the season with Triple-A Buffalo, where he threw a near perfect game...Set a Buffalo modern-day record when he retired 27 straight hitters on 4/29 vs. Durham...Fernando Perez singled on an 0-2 pitch to start the game before Dickey set down the next 27 hitters in order...He needed just 90 pitches, throwing 68 for strikes in his second complete game of the season.
- NYM selected his contract from Triple-A Buffalo on 5/19.

## 2009

- Made the MIN's Opening Day roster and made his first and only start on 4/10 at CWS...Earned the win with 5.0 innings of three-run ball.
- Made 34 more appearances in relief.
- Optioned to Triple-A Rochester on 8/7... Designated for assignment on 8/29.

## 2008

- Started the season at Triple-A Tacoma before SEA recalled him on 4/14...Pitched 1.0 scoreless inning of relief that night vs. KC, marking his first game in the majors in over two years (4/6/06).
- Earned his first win of the season on 6/9 at TOR, pitching 2.0 scoreless innings of relief for his first victory since 9/18/05 vs. SEA.
- Tied a major league record for the fifth time when he threw four wild pitches in the fifth inning on 8/17 at MIN.

## 2007

- Spent the entire season with Triple-A Nashville, leading the league with 13 wins.
- Named Pacific Coast League Pitcher of the Year.
- Signed a minor league contract with Minnesota on 11/29, but was selected by Seattle in Major League Baseball's Annual Rule V Draft in December.

## 2006

- Took the loss in his only start with TEX on 4/6 vs. DET, allowing eight hits and seven runs in 3.1 innings pitched, while tying a modern major league record by giving up six home runs.
- Optioned to Triple-A Oklahoma on 4/7...Was outrighted to Oklahoma on 4/26.
- Made four trips to the disabled list during the season with a sore right shoulder.

## 2005

- Made TEX's Opening Day roster for the second straight season and pitched in five games out of the bullpen before going on the 15-day disabled list, 4/13-5/25, with right triceps inflammation.
- Optioned to Triple-A Oklahoma on 5/25... Went 0-3, then began working on throwing a knuckleball with former major league knuckleballer Charlie Hough while with Oklahoma.
- Recalled by Texas on 9/12 and got his only win at the major league level on 9/18 vs. SEA.

## 2004

- Spent the majority of the season with TEX, including two rehabilitation stints at Double-A Frisco (AA).
- Placed on the 15-day disabled list from 6/25-7/18 with a strained right rhomboid muscle in his back and again on 7/30-8/22 with the same injury.

## 2003

- Started the season with Triple-A Oklahoma... Pitched in two games before being recalled by TEX on 4/13.
- Earned his first major league victory on 4/24 vs. BOS, tossing 3.0 innings in relief.
- Picked up his first major league hit on 6/7 vs. MON in San Juan, PR, (single off Claudio Vargas).
- Finished second among AL rookies in wins, while his .529 winning percentage was tops among AL rookies with at least 100.0 innings pitched... Ranked third among AL rookies in strikeouts and fifth in innings pitched.



## MINOR LEAGUE HIGHLIGHTS

- Named a Texas League All-Star in **1999**...Threw 1.0 scoreless inning in the All-Star Game...In **1998**, led the Florida State League with 38 saves in 57 appearances for Single-A Port Charlotte, equaling the FSL record for saves in a season... Also compiled the second most saves in the minors...Named to the Florida State League postseason All-Star team...Finished second in ranking for the National Association Rolaids Relief Man Award.

## AMATEUR

- Is a 1993 graduate of Montgomery Bell Academy (Tenn.) High School... Named an All-American in baseball his senior year.
- Attended the University of Tennessee (Knoxville) where he left school with the record for career wins (38)...Majored in English.
- Member of the bronze medal winning U.S. Olympic team at the 1996 Summer Games in Atlanta.

## PERSONAL

- Helped form a non-profit organization called Honoring Thy Father Mission, aimed at reaching out to school, athletic and church youth groups as well as performing missionary work in Latin American countries.
- Active in the Fellowship of Christian Athletes.
- Was the recipient of the "Ya Gotta Have Heart" Award at the BBWAA Dinner on 1/25/11.
- Received the "Tennessee Male Athlete of the Year" Award on 2/11/11 in Nashville, TN.
- Was inducted into the Tennessee Baseball Hall of Fame on 1/18/12.
- Climbed Mount Kilimanjaro in January, 2012 with Mets bullpen catcher Dave Racaniello and former teammate, pitcher Kevin Slowey...Raised over \$100,000 during the climb for Bombay Teen Challenge, an organization dedicated to rescuing young women from forced prostitution.
- Honored at the Thurman Munson Dinner on 1/31/12 with a "Thurman Award."
- His autobiography "Wherever I Wind Up, My Quest for Truth, Authenticity and the Perfect Knuckleball" was released in March, 2012.
- Authored a second book "Knuckleball Ned", a children's book in 2014.
- Is featured in a documentary film titled "Knuckleball."
- Received an Honorary Doctorate of Sacred Letter from Wycliffe College (Toronto) in 2013.

## CAREER TRANSACTIONS

- Selected by the Texas Rangers in the first round (18th overall) of the 1996 First-Year Player Draft... Signed by Mark Giegler.
- On Texas' disabled list (strained right rhomboid ligament) from June 26 to July 19, 2004
- On Texas' disabled list (upper back strain) from July 30 to August 23, 2004
- On Texas' disabled list (right triceps inflammation) from April 13 to May 25, 2005
- Signed by the Milwaukee Brewers to a minor league contract on January 12, 2007
- Signed by the Minnesota Twins to a minor league contract on November 30, 2007
- Selected by the Seattle Mariners in the Rule 5 Draft on December 6, 2007
- Returned to the Minnesota Twins on March 29, 2008
- Acquired by the Seattle Mariners from the Minnesota Twins in exchange for C Jair Fernandez on March 29, 2008
- Signed by the Minnesota Twins to a minor league contract on December 25, 2008
- Signed by the New York Mets to a minor league contract on January 5, 2010
- Acquired by the Toronto Blue Jays, along with C Josh Thole and C Mike Nickeas, from the New York Mets in exchange for C John Buck, C Travis d'Arnaud, RHP Noah Syndergaard and OF William Becerra on December 17, 2012
- Signed by the Atlanta Braves to a one-year contract for the 2017 season with a club option for the 2018 season on November 18, 2016.

**COMPLETE RECORD**

Year	Club	W-L	ERA	G	GS	CG	SHO	SV	IP	H	R	ER	HR	HB	BB	SO	WP	BK
1997	Charlotte	1-4	6.94	8	6	0	0	0	35.0	51	32	27	8	0	12	32	5	3
1998	Charlotte	1-5	3.30	57	0	0	0	<b>38</b>	60.0	58	31	22	9	0	22	53	3	2
1999	Tulsa	6-7	4.55	35	11	0	0	10	95.0	105	60	48	13	2	40	59	9	0
	Oklahoma	2-2	4.37	6	2	0	0	0	22.2	23	12	11	1	1	7	17	2	0
2000	Oklahoma	8-9	4.49	30	23	2	0	1	158.1	167	83	79	13	7	65	85	5	2
2001	Oklahoma	11-7	3.75	24	24	3	0	0	163.0	164	77	68	14	7	45	120	3	0
	Texas	0-1	6.75	4	0	0	0	0	12.0	13	9	9	3	0	7	4	1	0
2002	Oklahoma	8-7	4.09	37	19	1	0	0	154.0	176	81	70	8	4	47	109	5	0
2003	Oklahoma	1-1	1.20	3	2	0	0	0	15.0	14	3	2	1	0	3	4	0	0
	Texas	9-8	5.09	38	13	1	1	1	116.2	135	68	66	16	5	38	94	5	2
2004	Texas	6-7	5.61	25	15	0	0	1	104.1	136	77	65	17	4	33	57	5	1
	Frisco	1-1	1.98	4	4	0	0	0	13.2	16	5	3	0	0	1	9	0	0
2005	Texas	1-2	6.67	9	4	0	0	0	29.2	29	23	22	4	2	17	15	2	0
	Oklahoma	10-6	5.99	19	17	1	0	0	121.2	152	88	81	12	8	39	81	9	2
2006	Texas	0-1	18.90	1	1	0	0	0	3.1	8	7	7	6	0	1	1	0	0
	Oklahoma	9-8	4.92	22	19	3	1	1	131.2	134	80	72	17	11	46	61	6	2
2007	Nashville	13-6	3.72	31	22	3	0	0	169.1	159	80	70	18	7	60	119	12	0
2008	Tacoma	2-5	3.44	7	7	0	0	0	49.2	58	25	19	2	3	8	30	2	0
	Seattle	5-8	5.21	32	14	0	0	0	112.1	124	65	65	15	2	51	58	11	1
2009	Minnesota	1-1	4.62	35	1	0	0	0	64.1	74	34	33	8	4	30	42	4	0
	Rochester	2-1	5.13	5	5	1	1	1	33.1	39	20	19	1	0	9	18	4	0
2010	Buffalo	4-2	2.23	8	8	2	1	0	60.2	55	21	15	3	3	8	37	4	1
	New York (NL)	11-9	2.84	27	26	2	1	0	174.1	165	62	55	13	4	42	104	11	0
2011	New York (NL)	8-13	3.28	33	32	1	0	0	208.2	202	85	76	18	9	54	134	9	1
2012	New York (NL)	20-6	2.73	34	<b>33</b>	<b>5</b>	<b>3</b>	0	<b>233.2</b>	192	78	71	24	9	54	<b>230</b>	4	1
2013	Toronto	14-13	4.21	34	<b>34</b>	3	1	0	224.2	207	113	105	35	10	71	177	7	1
2014	Toronto	14-13	3.71	34	<b>34</b>	1	0	0	215.2	191	101	89	26	<b>14</b>	74	173	5	0
2015	Toronto	11-11	3.91	33	33	2	0	0	214.1	195	97	93	25	11	61	126	9	2
2016	Toronto	10-15	4.46	30	29	0	0	0	169.2	169	97	84	28	6	63	126	5	1
<b>Minor League Totals</b>		<b>79-71</b>	<b>4.25</b>	<b>296</b>	<b>169</b>	<b>16</b>	<b>3</b>	<b>50</b>	<b>1283.0</b>	<b>1371</b>	<b>698</b>	<b>606</b>	<b>120</b>	<b>53</b>	<b>412</b>	<b>834</b>	<b>69</b>	<b>12</b>
<b>A.L. Totals</b>		<b>71-80</b>	<b>4.53</b>	<b>275</b>	<b>178</b>	<b>7</b>	<b>2</b>	<b>2</b>	<b>1267.0</b>	<b>1281</b>	<b>691</b>	<b>638</b>	<b>183</b>	<b>58</b>	<b>446</b>	<b>873</b>	<b>54</b>	<b>8</b>
<b>N.L. Totals</b>		<b>39-28</b>	<b>2.95</b>	<b>94</b>	<b>91</b>	<b>8</b>	<b>4</b>	<b>0</b>	<b>616.2</b>	<b>559</b>	<b>225</b>	<b>202</b>	<b>55</b>	<b>22</b>	<b>150</b>	<b>468</b>	<b>24</b>	<b>2</b>
<b>Major League Totals</b>		<b>110-108</b>	<b>4.01</b>	<b>369</b>	<b>269</b>	<b>15</b>	<b>6</b>	<b>2</b>	<b>1883.2</b>	<b>1840</b>	<b>916</b>	<b>840</b>	<b>238</b>	<b>80</b>	<b>596</b>	<b>1341</b>	<b>78</b>	<b>10</b>

Bold indicates led league; #Injury rehabilitation assignment

**DIVISION SERIES RECORD**

Year	Club, Opp.	W-L	ERA	G	GS	CG	SHO	SV	IP	H	R	ER	HR	HB	BB	SO	WP	BK
2015	Tor. vs. Tex.	0-0	1.93	1	1	0	0	0	4.2	5	1	1	0	0	0	3	1	0

**CHAMPIONSHIP SERIES RECORD**

Year	Club, Opp.	W-L	ERA	G	GS	CG	SHO	SV	IP	H	R	ER	HR	HB	BB	SO	WP	BK
2015	Tor. vs. KC	0-1	21.60	1	1	0	0	0	1.2	4	5	4	2	1	2	1	0	0

**ALL-STAR GAME RECORD**

Year	Club, Site	W-L	ERA	G	GS	CG	SHO	SV	IP	H	R	ER	HR	HB	BB	SO	WP	BK
2012	N.L., KC	0-0	0.00	1	0	0	0	0	1.0	1	0	0	0	1	0	1	0	0

**WORLD BASEBALL CLASSIC RECORD**

Year	Club	W-L	ERA	G	GS	CG	SHO	SV	IP	H	R	ER	HR	HB	BB	SO	WP	BK
2013	United States	0-1	5.00	2	2	0	0	0	9.0	11	5	5	2	0	1	6	0	0

**MAJOR LEAGUE FIELDING RECORD**

Position	PCT	G	PO	A	E	TC	DP
Pitcher	.970	370	104	342	14	460	26

**MAJOR LEAGUE BATTING RECORD**

Year	Club	AVG	G	AB	R	H	2B	3B	HR	RBI	SH	SF	HP	BB	SO	SB	CS	E
2016	Toronto	.000	1	1	0	0	0	0	0	0	0	0	0	0	1	0	0	1
<b>Major Totals</b>		<b>.175</b>	<b>102</b>	<b>206</b>	<b>13</b>	<b>36</b>	<b>3</b>	<b>0</b>	<b>0</b>	<b>11</b>	<b>27</b>	<b>0</b>	<b>1</b>	<b>4</b>	<b>37</b>	<b>0</b>	<b>0</b>	<b>14</b>



# TYLER FLOWERS

# 25

## CATCHER

Full Name: **Cole Tyler Flowers**

Bats: **Right**

Throws: **Right**

Height: **6-4**

Weight: **260**

DOB: **January 24, 1986**

Opening Day Age: **31**

Born: **Roswell, GA**

Resides: **Woodstock, GA**

MLB Debut: **September 3, 2009** MLB Service Time: **5.148**

Acquired: **Signed as a free agent on December 15, 2015**

Contract Status: **Signed through 2017 (option for 2018)**

## CAREER HIGHLIGHTS

- Completed his 11th professional season, including his eighth at the Major League level, in 2016...Spanning his 11 professional seasons, has played for two organizations, the Atlanta Braves and Chicago White Sox.
- Returned to the Atlanta organization prior to the 2016 season...Signed a two-year contract through the 2017 season with the Braves on December 17, 2015...Was originally selected by the Braves out of Chipola Junior College in the 33rd round of the 2005 amateur draft...Joined the Chicago White Sox on December 4, 2008 in a six-player trade.
- Played high school baseball for Blessed Trinity High School located in Roswell, Ga...Had his No. 21 jersey retired and was inducted into the school's Hall of Fame in 2015.

## 2016

- Returned to the Atlanta organization for his eighth season at the Major League level and 11th professional season overall...Had one of his best offensive seasons as he batted a career-best .270 (76-for-281) with a career-high 18 doubles, eight home runs and 41 RBI in 83 games.
- Appeared in 81 games, including 76 starts at catcher...Posted a .995 fielding percentage, committed just three errors in 639 total chances.
- Posted a .274 (75-for-274) batting average and a .362 on-base percentage in 76 starts at catcher.
- Batted .348 (23-for-66) with six doubles, one home run and 31 RBI when batting with runners in scoring position...Ranked second on the club among players with at least 50 plate appearances with a .453 on-base percentage in such situations.

## CAREER HIGHS

Most Runs

**3, 3x, last: 8/20/16 vs. WSH**

Most Hits

**4, 3x, last: 4/19/16 vs. LAD**

Most Doubles

**3, 6/30/16 vs. MIA**

Most Triples

**1, 2x, last: 8/4/14, CWS vs. TEX**

Most Home Runs

**2, 2x, last: 9/8/14, CWS vs. OAK**

Most RBI

**4, 3x, last: 9/12/16 vs. MIA**

Most Walks

**3, 8/18/11, CWS vs. CLE**

Most Stolen Bases

**1, 2x, last: 6/26/12, CWS at MIN**

Longest Hitting Streak

**8 games, 8/28-9/8/14**

- Twenty-six of his final 61 hits went for extra bases (18 doubles, 8 home runs)...His first extra-base hit of the season came on 5/18 after not recording an extra-base hit in his first 19 games of the season.
- Missed 30 team games due to a left hand fracture from mid-July to mid-August...Was placed on the 15-day disabled list on 7/15 (retroactive to 7/10) and activated off the DL on 8/17.

- Activated off the disabled list on 8/17 and returned to the action on 8/18...Started 30 of the Braves' remaining 41 games in the season and batted .299 (32-for-107) with nine doubles, 20 RBI and a .378 on-base percentage in 30 games through the remainder of the season.
- Posted his third career four-hit game on 4/19 vs. LAD...Has had one four-hit effort each of the last three seasons.
- Stroked three doubles in a game for the first time in his career on 6/30 vs. MIA.

## 2015

- Was the Chicago White Sox Opening Day catcher for the third straight season and appeared in 112 games.
- Started 100 games at catcher and also made two appearances at first base...Made his sixth career appearance at first base on 5/29 at HOU.
- Threw out 14.5 percent (9-of-62) of attempted basestealers.
- The White Sox pitching staff owned a 3.68 ERA (359 ER/878.1 IP) when he was behind the plate, which ranked fifth among American League catchers in ERA.
- Stroked nine home runs on the season, seven of which came before the All-Star break.
- Homered in a career-high three consecutive games, 6/26-7/1.
- Connected on a game-winning, solo home run in the top of the 11th inning off Miguel Socolovich on 6/30 at STL.
- Matched his career high (second time) with a four-hit effort on 9/30 vs. KC.
- Matched his season high with three RBI on 8/21 at SEA and 9/4 at KC.

## 2014

- Finished among the American League catching leaders in several categories: fourth in starts (120) and innings caught (1052.0); tied for fourth in games (124); tied for sixth in caught stealing (22).
- Recorded career highs in virtually every category in his second season as the White Sox starting catcher.
- Stroked 10-plus home runs for the second straight season, one of five AL catchers to accomplish the feat.
- Threw out 26.2 percent (22-of-84) of attempted basestealers.
- White Sox pitchers owned a 3.97 ERA (464 ER/1,052.0 IP) when he was behind the plate.
- Batted .280 (42-for-150) with nine doubles, 10 home runs, 24 RBI and an .891 OPS in the season's second "half".
- Ranked among the AL leaders after the All-Star break in slugging (3rd, .553) and OPS (6th).
- Made his second straight Opening Day start at catcher.
- Hit .367 (29-for-79) in April, his highest monthly mark in 2014.
- Recorded a hit in seven straight at-bats from 4/3-4, becoming the first White Sox catcher to accomplish the feat and the first Sox player to do so since Magglio Ordonez (also seven from 6/6-7/01).
- Logged his ninth multi-hit game of the season on 4/28 vs. TB, matching his number from 2013... Surpassed his previous season's total with his 10th multi-hit effort on 5/9 vs. ARI.
- Snapped a career-long 0-for-25 stretch with an RBI single on 6/18 vs. SF.
- Hit .434 (23-for-53) over 17 games from 7/13-8/6, raising his average from .213 to .252.
- Recorded six multi-hit efforts in nine games from 7/13-29, going 16-for-32 (.500) with six doubles, one homer and seven RBI.
- Fell a double short of the cycle on 8/4 vs. TEX (hit a game-tying solo homer and a go-ahead, two-run single).
- Matched his career high (also 2013) with his 10th home run on 8/30 [1] vs. DET.
- Recorded his first career multi-homer game and matched a career high with four RBI, 9/2 at MIN.
- Registered a career-high, eight-game hitting streak from 8/28-9/8, hitting .400 (12-for-30) with five homers and seven RBI.
- Hit a game-tying, solo homer with two outs in the bottom of the ninth and a game-ending solo shot in the 12th on 9/8 vs. OAK (marked his first career game-ending homer).
- Joined Seattle's Donnie Scott (4/29/85 vs. MIL) as the only catchers in history to hit a game-tying homer in the ninth and a game-ending shot in the same game...The last White Sox player to accomplish the feat was Joe Crede on 8/27/02 vs. TOR.
- Extended his career high with his 15th and final homer (two-run shot) in the White Sox 2-0 win on 9/22 at DET.

## 2013

- Appeared in 84 games with the White Sox before undergoing season-ending surgery on his right shoulder on 9/5.
- White Sox pitchers owned a 3.86 ERA (295 ER/687.2 IP) when he was behind the plate.
- Threw out 20.0 percent (13-for-65) of attempted basestealers.
- Homered in the White Sox 1-0 Opening Day victory on 4/1 vs. KC...Became the fourth player in baseball history to homer in a 1-0 season-opening win, joining Pittsburgh's Bob Bailey (1965), the Yankees' Frank Fernandez (1968) and the Dodgers' Gary Sheffield (2001).
- Hit his second home run in the Chicago's second game on 4/3 vs. the Royals, joining Sherm Lollar (1958) as the only Sox catchers to homer in the team's first two games (STATS LLC).
- Hit go-ahead, three-run homers on 4/17 at TOR and 5/2 at TEX.
- Made just eight starts from 8/1 through end of his season due to discomfort in his right shoulder.
- Was placed on the 60-day disabled list on 9/3. Underwent surgery to debride his right rotator cuff and labrum on 9/5 at Rush University Medical Center in Chicago.
- White Sox pitchers compiled a 3.96 ERA (113 ER/256.2 IP) in games he caught.
- Was recalled from Triple-A Charlotte on 7/10...Hit .316 (12-for-38) in his first 13 games with CWS.
- Recorded his first Major League home run and RBI on 8/13 vs. KC (off Luke Hochevar).
- Hit his first grand slam on 8/28 at SEA (Jason Vargas).
- Homered in consecutive games on 9/26-27 vs. TOR.
- Hit .261 (58-for-222) with eight doubles, 15 home runs and 32 RBI in 65 games with Charlotte.
- Ranked third in the International League in OBP (.390) and tied for sixth in homers at the time of his promotion.

## 2010

- Spent most of the season with Triple-A Charlotte, but did appear in eight games (three starts) with Chicago.
- Was recalled from Charlotte on 9/1...Made his season debut on 9/7 at DET (0-for-1)
- Named to the International League All-Star Team.
- Entered the season ranked by *Baseball America* as the No. 2 Prospect in the Sox organization.. Also tabbed by the same publication as the "Best Power Hitter" and having the "Best Strike Zone Discipline" among Chicago farmhands.

## 2009

- Played the majority of the season between Double-A Birmingham and Triple-A Charlotte, batting .297 (105-for-353) with 15 home runs and 56 RBI in 108 games between the two clubs.
- Had his contact selected on 9/1 and made his Major League debut as a pinch-hitter on 9/3 at CHI...Collected his first hit on 9/19 vs. KC (single off Victor Marte)...Made three total starts with Chicago.
- Was named to the Topps' Class AA All-Star Team and the Southern League Mid- and Postseason All-Star Teams.
- Played in MLB's All-Star Futures Game in St. Louis.
- Began the season ranked by *Baseball America* as the No. 4 Prospect in the White Sox system...Also was cited by ESPN.com as the No. 51 Prospect in baseball.

## 2012

- Appeared in 52 games and made 41 starts (40 at catcher and one at first base).
- White Sox pitchers owned a 4.04 ERA (162 ER/360.2 IP) when he was behind the plate.
- Threw out 30.0 percent (12-of-40) of attempted basestealers.
- Hit .347 (17-for-49) with four homers and eight RBI and six runs scored over 14 games (13 starts at catcher) from 7/22-8/26.
- Went 11-for-29 (.379) with four homers and eight RBI in August.
- Collected three hits and three RBI, including a solo homer, on 8/11 vs. OAK.
- Hit an estimated 463-foot solo homer (above the second deck in left field at Rogers Centre) on 8/17 at TOR.
- Hit a game-tying home run on 8/25 vs. SEA and a go-ahead two-run shot on 8/26 vs. the Mariners.
- Was on Paternity Leave List from 8/30-31 as he and his wife welcomed a daughter, Mia.

## 2011

- Made 28 starts at catcher and two at first base.
- Threw out 19.4 (6-for-25) percent of attempted basestealers.



MINOR LEAGUE HIGHLIGHTS

- Was named Single-A Myrtle Beach's Most Valuable Player and a Carolina League postseason All-Star in **2008**.
- Following the **2007** season, played for Mesa of the Arizona Fall League...Led the AFL in home runs (12) and slugging percentage (.973), ranked eighth in average (.387).
- Participated in the AFL Rising Stars Showcase and was named to the AFL Top Prospect Team.
- Was the **2007** Rome Braves Most Valuable Player.

AMATEUR

- Attended Chipola (Fla.) Junior College, where he was a NJCAA Second-Team All-American in 2006.

PERSONAL

- He and his wife Nancy have three children; Mia, Brantley and Beckham.
- Is a 2004 graduate of Blessed Trinity (Ga.) High School...Had his No. 21 jersey retired and was inducted into the school's Hall of Fame in 2015.

TRANSACTIONS

- Selected by the Atlanta Braves in the 33rd round of the 2005 First-Year Player Draft...Signed by Al Goetz.
- Acquired by the Chicago White Sox along with LHP Santos Rodriguez, INF Jonathan Gilmore and INF Brent Lillibridge from the Atlanta Braves in exchange for RHP Javier Vazquez and LHP Boone Logan on December 4, 2008.
- On Chicago (AL) 60-day disabled list (right shoulder surgery), from September 2, 2013 to the end of the season.
- Signed by the Atlanta Braves to a two-year contract on December 17, 2015.
- On Atlanta disabled list (left hand fracture) from July 10 to August 17; included an injury rehabilitation assignment to Gulf Coast League (R), Rome (A) and Gwinnett (AAA).

COMPLETE RECORD

Year	Club	AVG	G	AB	R	H	2B	3B	HR	RBI	SH	SF	HP	BB	SO	SB-CS	OBP	SLG	E
2006	Danville	.279	34	129	24	36	9	0	5	16	0	1	4	16	30	0-0	.373	.465	1
2007	Rome	.298	106	389	65	116	34	2	12	70	0	4	3	49	74	3-4	.378	.488	8
2008	Myrtle Beach	.288	122	413	72	119	32	1	17	88	0	4	5	98	102	8-7	.427	.494	13
2009	Birmingham	.302	77	248	54	75	18	2	13	43	0	3	9	57	76	3-0	.445	.548	3
	Charlotte	.286	31	105	13	30	10	0	2	13	1	0	3	10	32	0-0	.364	.438	3
	Chicago (AL)	.188	10	16	3	3	1	0	0	0	0	0	1	3	8	0-0	.350	.250	0
2010	Charlotte	.220	100	346	43	76	22	2	16	53	2	3	6	55	121	2-1	.334	.434	5
	Chicago (AL)	.091	8	11	2	1	0	0	0	0	0	0	0	4	5	0-0	.333	.091	0
2011	Charlotte	.261	65	222	36	58	8	0	15	32	1	0	8	39	84	2-0	.390	.500	3
	Chicago (AL)	.209	38	110	13	23	5	1	5	16	0	2	3	14	38	0-1	.310	.409	2
2012	Chicago (AL)	.213	52	136	19	29	6	0	7	13	1	0	4	12	56	2-1	.296	.412	2
2013	Chicago (AL)	.195	84	256	24	50	11	0	10	24	0	1	4	14	94	0-1	.247	.355	4
2014	Chicago (AL)	.241	127	407	42	98	16	1	15	50	1	1	8	25	159	0-1	.297	.396	8
2015	Chicago (AL)	.239	112	331	21	79	12	0	9	39	2	1	6	21	104	0-1	.295	.356	5
2016	Atlanta	.270	83	281	27	76	18	0	8	41	0	4	11	29	91	0-0	.357	.420	3
	GCL Braves#	.000	1	2	0	0	0	0	0	0	0	0	0	0	0	0-0	.000	.000	0
	Gwinnett#	.429	2	7	1	3	0	0	0	0	0	0	0	1	1	0-0	.500	.429	0
	Rome#	.000	1	4	0	0	0	0	0	0	0	0	0	0	1	0-0	.000	.000	0
Minor Totals		.275	539	1865	308	513	133	7	80	315	4	15	38	325	521	18-12	.391	.483	36
A.L. Totals		.223	431	1267	124	283	51	2	46	142	4	5	26	93	464	2-5	.289	.376	21
Braves Totals		.270	83	281	27	76	18	0	8	41	0	4	11	29	91	0-0	.357	.420	3
Major Totals		.232	514	1548	151	359	69	2	54	183	4	9	37	122	555	2-5	.302	.384	24

Bold indicates led league; # Injury rehabilitation assignment

MAJOR LEAGUE FIELDING RECORD

Position	PCT	G	PO	A	E	TC	DP	PB	CS	ATT	PCT	P-OFF
Catcher	.994	492	3604	249	24	3877	27	43	86	370	23%	0
First Base	1.000	7	30	6	0	36	4	-	-	-	-	-



# MIKE FOLTYNEWICZ

# 26

## RIGHT-HANDED PITCHER

Full Name: **Michael Gary Foltynewicz**

Bats: **Right**

Throws: **Right**

Height: **6-4**

Weight: **200**

DOB: **October 7, 1991**

Opening Day Age: **25**

Born: **Sterling, IL**

Resides: **Minooka, IL**

MLB Debut: **August 2, 2014**

MLB Service Time: **1.163**

Acquired: **Acquired from Houston, January 14, 2015**

Contract Status: **Signed through 2017**

## 2016

- Spent the majority of the season with Atlanta after beginning the year at Triple-A Gwinnett... Also missed 28 games on the 15-day disabled list, 6/4-6/30, with right elbow discomfort.
- Set career-high totals for wins (nine), starts (22), innings (123.1) and strikeouts (111)...His nine wins led the club, while his starts, innings and strikeouts all ranked third.
- Won his final five decisions of the season to set a career-high winning streak...Compiled a 3.88 ERA (22 ER/51.0 IP) over his run, which covered nine starts, 8/7-9/28.
- Went 2-2 with a 3.51 ERA (13 ER/33.1 IP) in six starts before going to the DL...Went 7-3 with a 4.60 ERA (46 ER/90.0 IP) in 16 games after returning.
- Fanned 10 in a 2-0 win at CWS on 7/10, the right-hander's first career double-digit strikeout game...Did not issue a base-on-balls and finished as one of 11 pitchers in 2016 to strike out at least 10 with no walks in a scoreless outing...The last Braves pitcher to accomplish the feat was LHP Alex Wood on 8/31/14.
- Equaled his career high by allowing four homers in a 5-1 loss at PHI on 7/5...Allowed 18 home runs total, but only seven over his final 14 turns.
- Went a career-long 20.2 consecutive innings without issuing a base-on-balls from the third inning of his season debut on 5/2 to the second inning on 5/25.
- Faced five batters over the minimum in 8.0 shutout innings to beat KC, 5-0, on 5/14 at Kauffman Stadium and snap a career-high four-game losing streak...The 8.0 innings set a new career high.

## CAREER HIGHS

Most IP

**8.0, 5/14/16 at KC**

Most Runs Allowed

**7, 2x, last: 7/27/16 at MIN**

Most ER Allowed

**7, 8/20/15 at CHI**

Most Hits Allowed

**12, 2x, last: 7/27/16 at MIN**

Most HRs Allowed

**4, 2x, last: 7/5/16 at PHI**

Most Walks

**5, 7/21/16 at COL**

Most Strikeouts

**10, 7/10/16 at CWS**

Longest Winning Streak

**5, 8/7/16-present**

Longest Losing Streak

**4, 8/15/15-5/2/16**

- Made his MLB season debut, 5/2 at NYM...Lost after allowing four runs, earned, and three home runs in 3.2 innings...Went to Spring Training with the Braves but was optioned to Gwinnett (AAA) on 3/30 as he recovered from surgery on 9/21/15 to remove the anterior half of his first rib.
- Allowed a career high-tying total in runs (seven) and hits (12) on 7/27 at MIN, but earned the win in a 9-7 victory.

- Went 3-0 with a 2.84 ERA (8 ER/25.1 IP) in four interleague starts.
- Began the season with Triple-A Gwinnett, but Atlanta recalled him on 5/2....Went 1-2 in four starts with the G-Braves prior to his promotion, compiling a 2.05 ERA (5 ER/22.0 IP) with 20 strikeouts and 14 walks.

## 2015

- In his sixth professional campaign, returned to predominately work as a starting pitcher as he made 28 appearances, including 25 starts, between Atlanta and Triple-A Gwinnett.
- Made three separate appearances with the Major League club from early May to late August (5/1-6/17, 7/7-7/12, 7/29-end of the season) and went 4-6 with a 5.71 ERA in 18 appearances (15 starts).
- Was diagnosed with costochondritis on 9/2 and sidelined for the remainder of the season. Underwent surgery on 9/21/15, to remove the anterior half of his first rib...The procedure was performed by Dr. William Mayfield at Wellstar Kennestone Hospital in Marietta, Ga.
- Made his Braves debut on 5/1 at Turner Field. Beat CIN 4-3 to collect his first career victory en route to becoming the first Braves player to win his starting debut since Kenshin Kawakami beat WSH 5-3 in his Major League debut on 4/11/09... In his second career at-bat, the right-hander doubled home two runs for his first career hit and RBI...The rookie had zero career plate appearances in the minor leagues.
- Won his first two starts with the Braves on 5/1 and 5/6...The last pitcher to win consecutive starts to begin his Braves career was Ben Sheets, who won three straight in 2012.
- Allowed 17 home runs on the season, for a 1.77 HR/9.0 innings pitched ratio, which ranked second highest in the Majors among pitchers with at least 75.0 innings.
- Stopped a nine-game winless streak on 8/8 vs. MIA, earning his first victory since 5/24.
- Allowed a career-most and a Braves season high-tying four home runs on 8/3 vs. SF...Did not strike out a batter over 6.0 innings to become the first pitcher in Atlanta franchise history (since 1966) to allow at least four home runs and not fan a batter...Prior to Foltyniewicz, only four MLB pitchers since 1966 went at least 6.0 innings with no strikeouts and four or more homers allowed (Jeremy Guthrie, 5/14/13; Cory Lidle, 8/3/04; Whitey Ford, 7/2/66).

- Struck out at least seven batters in five consecutive games, 5/6-5/29...It was the longest streak of its kind by a Braves pitcher since Brandon Beachy had a nine-game run in 2011 (fanned 36 total in 31.1 IP).
- Made three consecutive appearances out of Atlanta's bullpen (7/7 at MIL, 7/9 and 7/11 at COL) and did not earn a decision (2 ER/2.2 IP).
- Opened the 2015 season with Gwinnett and pitched at a 3.49 ERA (22 ER/56.2 IP), while going 1-6 over 10 total starts spanning three separate stints with the team.
- Entered the 2015 season ranked by *Baseball America* as the Braves' second-best prospect... Also tabbed by the publication in their "Best Tools" survey as having the "Best Fastball" in the organization.

## 2014

- In his fifth professional season, made his Major League debut with the Houston Astros, appearing in 16 contests - all in relief - with the Major League club.
- Combined to make 37 total appearances between Oklahoma City (AAA) and Houston with a 7-8 record and a 5.13 ERA and 116 strikeouts in 121.1 innings pitched.
- Spent the first four months of the season with Oklahoma City, going 7-7 with a 5.08 ERA over 21 games (18 starts) before having his contract purchased on 8/1.
- After predominately pitching as a starter during his time in the minor leagues, made all 16 of his appearances with the MLB club in relief.
- Made his Major League debut on 8/2 vs. TOR with 0.2 scoreless frames (1 BB, 1 K)...He entered in the eighth inning and retired two of his three batters faced as he recorded his first career hold.

## 2013

- Entered the season ranked No. 5 in the Astros organization and No. 46 in all of baseball by *Baseball America*.
- Advanced to High-A Lancaster, where he went 1-0 with a 3.81 ERA (11 ER/26.0 IP) in seven games (five starts).
- Promoted to Double-A Corpus Christi on 5/2 and finished his season with the Hooks.
- Earned Midseason and Postseason All-Star honors in the Texas League.
- Named by the Texas League managers and coaches as the "Best Pitching Prospect" with the "Best Fastball" and "Best Breaking Pitch" in *Baseball America's* Best Tools Survey.

## 2012

- Entered the season as the Astros' No. 9 prospect per *Baseball America*.
- Earned the organization's Minor League Pitcher of the Year Award after posting a 14-4 record and a 3.14 ERA (53 ER/152 IP) in 27 starts.
- Was named the South Atlantic League's Most Outstanding Pitcher and was a SAL Midseason and Postseason All-Star...Also named a MiLB.com Organization All-Star.
- Ranked tied for first in the SAL in wins and starts, second in innings pitched, fifth in ERA and sixth in strikeouts (125).

## 2011

- Entered the season as the Astros' No. 4 prospect with the "Best Fastball" in the system, per *Baseball America*.
- Lost his first six decisions on the season, bringing his professional record to 0-9, before winning on 5/18 vs. West Virginia.
- Won five of his six decisions from 5/18-7/14.

## 2010

- Drafted on 6/7 as one of three Astros first-round picks (also outfielder Delino DeShields (#8) and infielder Mike Kvasnicka (#33)).
- Made his professional debut on 6/26 with Greeneville vs. Johnson City.
- After the season, ranked by *Baseball America* as the No. 7 prospect in the Appalachian League.

## PERSONAL

- Name is pronounced FUL-ta-nev-ich.
- Graduated from Minooka (Ill.) High School.

## TRANSACTIONS

- Selected by the Houston Astros in the first round (19th overall) of the 2010 First-Year Player Draft... Signed by Troy Hoerner.
- Acquired by the Atlanta Braves along with RHP Andrew Thurman and INF Rio Ruiz from the Houston Astros in exchange for C/OF Evan Gattis and RHP James Hoyt on January 14, 2015.
- On Atlanta disabled list (right elbow soreness), June 4 to June 30, 2016; included a rehabilitation assignment to Gwinnett (AAA)

## COMPLETE RECORD

Year	Club	W-L	ERA	G	GS	CG	SHO	SV	IP	H	R	ER	HR	HB	BB	SO	WP	BK
2010	Greeneville	0-3	4.03	12	12	0	0	0	44.2	46	24	20	3	6	15	39	8	0
2011	Lexington	5-11	4.97	26	26	0	0	0	134.0	149	84	74	10	7	51	88	8	1
2012	Lexington	<b>14-4</b>	3.14	27	<b>27</b>	0	0	0	152.0	145	65	53	11	5	62	125	6	0
2013	Lancaster	1-0	3.81	7	5	0	0	0	26.0	31	16	11	4	0	14	29	5	1
	Corpus Christi	5-3	2.87	23	16	0	0	3	103.1	75	39	33	8	5	52	95	9	2
2014	Oklahoma City	7-7	5.08	21	18	0	0	0	102.2	98	63	58	10	10	52	102	9	4
	Houston	0-1	5.30	16	0	0	0	0	18.2	23	11	11	3	0	7	14	3	0
2015	Gwinnett	1-6	3.49	10	10	1	0	0	56.2	52	28	22	7	0	26	63	1	0
	Atlanta	4-6	5.71	18	15	0	0	0	86.2	112	63	55	17	4	29	77	3	1
2016	Gwinnett	1-2	1.67	5	5	0	0	0	27.0	13	7	5	0	2	14	25	1	0
	Atlanta	9-5	4.31	22	22	0	0	0	123.1	125	61	59	18	6	35	111	13	1
<b>Minor Totals</b>		<b>34-36</b>	<b>3.84</b>	<b>131</b>	<b>119</b>	<b>1</b>	<b>0</b>	<b>3</b>	<b>646.1</b>	<b>609</b>	<b>326</b>	<b>276</b>	<b>53</b>	<b>35</b>	<b>286</b>	<b>566</b>	<b>47</b>	<b>8</b>
<b>A.L. Totals</b>		<b>0-1</b>	<b>5.30</b>	<b>16</b>	<b>0</b>	<b>0</b>	<b>0</b>	<b>0</b>	<b>18.2</b>	<b>23</b>	<b>11</b>	<b>11</b>	<b>3</b>	<b>0</b>	<b>7</b>	<b>14</b>	<b>3</b>	<b>0</b>
<b>N.L. Totals</b>		<b>13-11</b>	<b>4.89</b>	<b>40</b>	<b>37</b>	<b>0</b>	<b>0</b>	<b>0</b>	<b>210.0</b>	<b>237</b>	<b>124</b>	<b>114</b>	<b>35</b>	<b>10</b>	<b>64</b>	<b>188</b>	<b>16</b>	<b>2</b>
<b>Major Totals</b>		<b>13-12</b>	<b>4.92</b>	<b>56</b>	<b>37</b>	<b>0</b>	<b>0</b>	<b>0</b>	<b>228.2</b>	<b>260</b>	<b>135</b>	<b>125</b>	<b>38</b>	<b>10</b>	<b>71</b>	<b>202</b>	<b>19</b>	<b>2</b>

Bold indicates led league; #Injury rehabilitation assignment

## MAJOR LEAGUE FIELDING RECORD

Position	PCT	G	PO	A	E	TC	DP
Pitcher	.969	56	8	23	1	32	1

## MAJOR LEAGUE BATTING RECORD

Year	Club	AVG	G	AB	R	H	2B	3B	HR	RBI	SH	SF	HP	BB	SO	SB	CS	E
2016	Atlanta	.139	19	36	3	5	1	0	0	1	5	0	0	1	19	0	0	0
<b>Major Totals</b>		<b>.109</b>	<b>36</b>	<b>64</b>	<b>3</b>	<b>7</b>	<b>2</b>	<b>0</b>	<b>0</b>	<b>4</b>	<b>6</b>	<b>1</b>	<b>0</b>	<b>1</b>	<b>38</b>	<b>0</b>	<b>0</b>	<b>1</b>



# FREDDIE FREEMAN



## FIRST BASEMAN

Full Name: **Frederick Charles Freeman**  
 Bats: **Left**                      Throws: **Right**  
 Height: **6-5**                      Weight: **220**  
 DOB: **September 12, 1989**      Opening Day Age: **27**  
 Born: **Villa Park, CA**              Resides: **Atlanta, GA**  
 MLB Debut: **September 1, 2010**      MLB Service Time: **6.033**  
 Acquired: **Atlanta's second round pick in the 2007 draft**  
 Contract Status: **Signed through 2021**

## CAREER HIGHLIGHTS

- Has posted averages of 148 games played, 84 runs scored, 34 doubles, 23 home runs and 86 RBI over his last six seasons, 2011-16...Had an injury-plagued season in 2015 and saw his games played drop to 118.
- Finished sixth in National League MVP voting in 2016...Earned his first career NL Player of the Month honor in September of 2016.
- Won three N.L. Player of the Week honors in 2016...Has earned five such awards overall.
- Finished fifth in the 2013 National League Most Valuable Player of the Year voting, with career highs in batting average (.319) and RBI (109), while matching his then career best 23 home runs.
- Finished second in National League Rookie of the Year voting (to teammate Craig Kimbrel) in 2011, when he batted .282 with 32 doubles, 21 homers and 76 RBI in 157 games.
- Posted a career-best 30-game hitting streak from 8/24-9/28/16...During the streak had a .384 (43-for-112) batting average with seven home runs and 27 RBI.
- Stroked a career-high 34 home runs in 2016 and according to the Elias Sports Bureau, it marked the ninth time in Major League history that a player has notched a 30-game hitting streak during a season in which he hit 30-or-more home runs.
- Stroked career home run No. 100 on 7/31/15 at PHI. Became the third-youngest Atlanta Brave to reach the 100-homer mark behind Andruw Jones and Bob Horner.
- Has batted .319 (200-for-627) with 50 doubles, 29 homers and 302 RBI with runners in scoring position over the last five seasons (2012-16)...His .319 average ranks at the 10th-best mark in the Majors in that span.

## CAREER HIGHS

Most Runs  
**4, 6/28/14 at PHI**

Most Hits  
**4, 7x, last: 9/19/16 at NYM**

Most Doubles  
**2, 18x, last: 9/2/16 at PHI**

Most Triples  
**1, 14x, last: 7/23/16 at COL**

Most Home Runs  
**2, 9x, last: 8/22/16 at ARI**

Most RBI  
**5, 5x, last: 7/27/16 at MIN**

Most Walks  
**3, 8x, last: 6/12/15 at NYM**

Most Stolen Bases  
**1, 19x, last: 9/21/16 at NYM**

Longest Hitting Streak  
**30 games, 8/24-9/28/16**

- Led the Majors with a .376 (35-for-93) batting average with runners in scoring position in 2015.
- Owns a .303 (74-for-244) batting average with 19 doubles, 10 home runs and 106 RBI when batting with runners in scoring position and two outs over the previous five seasons, 2012-16, the ninth-best mark in the National League and the 13th-best mark in the Majors in that time span.



- Ranks seventh in the National League with 234 RBI with runners in scoring position over last four seasons (2013-16).
- Since the start of the 2011 season, leads the National League (tied for sixth in the Majors) with 81 three-hit efforts.
- Ranks eighth in the NL with 68 game-winning RBI since start of 2011.
- Owned a .289 (455-for-1576) batting average with 93 doubles, 64 homers and 250 RBI in 447 career games played at Turner Field.
- Agreed to terms on an eight-year contract through the 2021 season on February 4, 2014.

## 2016

- Finished sixth in the National League MVP voting in his seventh season at the Major League level and 10th professional season overall.
- Batted .302 with career highs in hits (178), home runs (34), extra-base hits (83), on-base percentage (.400) and slugging percentage (.596), while driving in 91 runs in 158 games.
- Ranked fifth in the National League in home runs (34), tied for second in doubles (43), third in slugging percentage (.569) and fourth in on-base percentage (.400).
- Earned his first career National League Player of the Month honor in September after leading the Majors with a .486 on-base percentage and leading the N.L. with a .681 slugging percentage during Sept. and October...He batted .385 (tied for the N.L. lead) during the season's final full month (Sept.) with nine doubles, seven home runs, 25 RBI and 23 runs scored in 27 games.
- Was a three-time National League Player of the Week selection, weeks ending 9/25, 9/4 and 6/19.
- Led the National League with 83 extra-base hits, finishing four off the Major-League lead (David Ortiz, 87)...Became just the second Atlanta player to post 80 extra-base hits in a season joining Chipper Jones, who had 87 in 1999.
- Posted a career-high 30-game hitting streak 8/24-9/28 to become the ninth player in MLB history to have a 30-game hitting streak in a season in which he hit at least 30 home runs (Elias Sports Bureau)...Freeman's streak was the longest hitting streak in the majors since 2011, when Dan Uggla hit safely in an Atlanta franchise-record 33 straight games...His streak was also the third-longest streak in Atlanta history.
- Clubbed his career-high 34th home run of the season, 10/1...Became the sixth first baseman in franchise history to hit at least 34 home runs in a season and the first since Andres Galarraga (44) in 1998.
- Had a career-high 46-game on-base streak, 8/6-9/28...Hit .390 (64-for-164) with a .512 on-base percentage during the streak, which equaled the longest in the majors in 2016 (Washington's Jayson Werth)...The streak also ranked as the third longest streak in Atlanta history and was the longest by a Braves player since Gary Sheffield set the Atlanta record in 2002 (52 games).
- Finished the season with 33 home runs, 43 doubles and six triples, joining Hank Aaron (1959) as the only two players in Braves franchise history to record at least 30 home runs, 40 doubles and five triples.
- In 70 games after the All-Star break, posted the second-best batting average with runners in scoring position (.442, 23-for-52) and the fourth-best on-base percentage (.433), while scoring 59 runs which tied for second in the majors with teammate Ender Inciarte.
- From 6/1 through the end of the season, batted .327 (130-for-398) with 35 doubles, 26 home runs, 76 RBI, a .428 on-base percentage, a 1.068 OPS and 78 runs scored in 108 games.
- Hit for the cycle on 6/15 vs. CIN...Singled in his final at-bat in the 11th inning to secure the feat...It was the first of Freeman's career as he became the third player in Atlanta history to do it and first since Mark Kotsay on 8/14/2008.

## 2015

- Following a 2014 campaign in which he played in all 162 games, experienced his first injury-plagued season and played in a career-low 118 games.
- Batted .276 (115-for-416) with 27 doubles, 18 home runs, 66 RBI and 62 runs.
- Had two separate stints in the disabled list. The first was from 6/18 through 7/25 with a right wrist contusion. His second was from 8/4 through 8/19 with a strained right oblique.
- Prior to his 6/18 disabled list stint, was batting .299 (76-for-254) with 20 doubles, 12 homers and 26 RBI through the first 43 games of the season.
- On 6/18, snapped his Major-League-leading consecutive games played streak of 234 games (missed the contest due to a strained right oblique). Freeman had played in all of the Braves' 234 games (233 starts) dating to 9/24/13.
- Snapped his streak of 217 consecutive starts (dating to 9/24/13) on 5/31, but entered the game in the bottom of the seventh inning at 1B and stroked a solo HR in the ninth inning.
- Led the Majors with a .376 (35-for-93) batting average with runners in scoring position.

- Collected a career high-matching five RBI (fourth time) on 9/23 at NYM, including three in the ninth inning on a three-run home run that gave Atlanta a 6-3 lead...Freeman entered the game as a pinch-hitter in the seventh and went 2-for-2 with a two-run double and a three-run homer in his two at-bats.
- His three-run home run in the ninth inning on 9/23 put the Braves up 6-3 and was his seventh GW-RBI of 2015.
- Stroked career home run No. 100 on 7/31 at PHI...Became the third-youngest Atlanta Brave to reach the 100-homer mark behind Andruw Jones and Bob Horner.
- In 66 games prior to the All-Star break, batted .299 (76-for-254) with 20 doubles, 12 homers and 41 RBI...In 52 games post All-Star break, he batted .241 (39-for-162) with seven doubles, six homers and 25 RBI.
- Matched his career high with four hits (third time) on 4/28 vs. WSH.
- Over the final two months of the season, from 8/2 on, batted .310 (57-for-184) with 15 doubles, three home runs and 19 RBI...Had a .423 on-base percentage and a .409 batting average on balls put in play in that span.
- Reached base safely via hit or walk in 26 consecutive games, 6/23-7/8 hitting .353 (36-for-102) with a .442 on-base percentage.
- His season-best hitting streak was 11 games, 9/3-15: .350 (14-for-40), four doubles, one home run, four RBI.
- Reached base safely via hit or walk in 17 consecutive contests, 4/1-20...Batted .422 (27-for-64) with seven doubles, five home runs, 14 RBI, a .506 on-base percentage and a 1.272 OPS in that time span.
- Had a career-high homerless at-bat streak of 83 from his second at-bat of 6/27's game at PHI to his second inning at-bat on 7/23 vs. MIA.
- Named to his second career All-Star team as a player ballot selection...Entered the game in the sixth inning as a defensive replacement (committed one error) and collected his first career hit in a Mid-Summer Classic with a single to right field in the eighth inning.

## 2014

- In his fourth full season in the Majors, was one of four Major League players to play in all 162 regular-season games joining KC's Alcides Escobar, TB's Evan Longoria and SF's Hunter Pence.
- Set the Braves franchise mark and led the Majors with a career-high 1,449 innings played.
- Produced a .288 (175-for-607) batting average with 65 extra-base hits, including 18 home runs and 78 RBI.
- Collected a career-high 43 doubles, tops among National League first basemen, fifth overall in the Majors and second in the National League.
- His 43 doubles also set the Braves franchise record for most doubles by a Braves first baseman.
- His .288 batting average ranked tied for second among National League first basemen, while his .386 on-base percentage ranked tied for first.
- Drew a career-high 90 walks, easily eclipsing his previous record of 66 (2013) and tops among Major League first basemen; Ranked fifth in the Majors and third in the National League.
- Reached base safely multiple times in a game in 89 contests, the most in the Majors (Elias Sports Bureau).
- Ranked tied for 11th in the National League with 48 multi-hit games.
- Had 16 games of three-plus hits which ranked tied for sixth-most in the Majors.

## 2013

- Finished fifth in the National League Most Valuable Player of the Year voting, with career highs in batting average (.319) and RBI (109), while matching his then career best 23 home runs.
- His .319 (176-for-551) batting average ranked as the third-highest mark in the NL and was tied for sixth in the Majors.
- Posted a .443 (58-for-131) batting average with runners in scoring position, the second highest average in the Majors.
- Collected 45 two-out RBI which ranked tied for second in the NL and tied for fifth in the Majors.
- Was the only player in the NL to rank in the top 10 in both night and day batting averages (day: .327; night: .316).
- Ranked tied for second in the NL and tied fourth in the Majors with 109 RBI, topping his career best of 94 in 2012.
- Led the team and ranked tied for fourth in the NL with 15 game-winning RBI.
- Went 7-for-10 (.700) with three doubles and 17 RBI in bases loaded situations...His average tied for the third-best mark in the Majors in bases loaded situations.
- Had 52 games of two or more hits, the fifth-most in the NL.

- Batted .380 (35-for-92) with six home runs and 21 RBI in the month of September.
- Owned a .349 (74-for-212) average with 12 home runs and 44 RBI over his final 57 games, from 7/28 through the end of the season.
- From 5/15 through the end of the season, batted .329 (148-for-450) with 21 home runs, 90 RBI and 45 multi-hit games over 121 games.
- His two-run home run off MIA's Jose Fernandez in the first inning of 8/30 game snapped an 0-for-14 skid and proved to be the game winner.
- Drilled first career Opening Day home run with a two-run, two-out shot in 4/1's first inning vs. PHI.
- Voted by the fans to his first career All-Star game...In the MLB.com Final Vote contest, Freeman received 19.7 million votes, an all-time Final Vote record...Was unable to participate in the All-Star game due to a left thumb injury.

## 2013 POSTSEASON

- Made his second career appearance on a postseason roster, starting all four of the National League Division Series games vs. LAD...Went 5-for-16 (.313) with one extra-base hit in four contests.
- In Game 2, stroked a leadoff double in the fourth inning and came around to score, giving the Braves a 2-1 lead.

## 2012

- Put together a fine sophomore season, batting .259 (140-for-540) while setting career highs with 91 runs scored, 23 home runs and 94 RBI... His RBI total was the most by a Braves player since 2007 when Jeff Francoeur drove in 105.
- Finished the season with 42 two-out RBI, tied for third-most among NL batters and two behind teammate Dan Uggla.
- Earned National League Player of the Week honors twice: 4/16-22 and 4/30-5/6.
- Recorded his second career multi-homer game, 4/19 at ARI with a career-high five RBI.
- Hit his first career game-ending home run on 9/25, a two-run shot off Mike Dunn in the ninth inning to give the Braves a 4-3 win vs. MIA...The home run was Freeman's 22nd of the season, surpassing his previous career high of 21...The win clinched a playoff spot for Atlanta.

## 2012 POSTSEASON

- In his first career postseason game on 10/5 vs. STL, went 3-for-4 with a walk.

## 2011

- Finished second in Rookie of the Year voting to teammate closer Craig Kimbrel...He received 21 second-place votes and seven third-place votes.
- Named Baseball Digest's Rookie of the Year.
- Won the National League Rookie Triple Crown, leading all NL rookies in home runs (T1st, 21), batting average (.282) and RBI (76).
- Led all Major-League rookies in doubles (32) and on-base percentage (.346), finished second in at-bats (571) and runs scored (67)...Led all National League rookies with a .448 slugging percentage.
- Named the NL Rookie of the Month for July after leading all Major League rookies with 38 hits, a .362 batting average and a .433 on-base percentage in 27 games during July...Paced the NL with six homers and 17 runs scored and tied for the lead with 18 RBI.
- Became just the eighth rookie in franchise history to hit 20+ home runs and the first to do so since Chipper Jones clubbed 23 in 1995.
- Finished the season with 161 hits, the most among Atlanta-era rookies...Collected 53 extra-base hits, two shy of tying Ron Gant's 1988 rookie mark of 55.
- Posted a then career-best 20-game hitting streak (.402), 7/17-8/6...The streak was the longest by a National League rookie in 2011 and according to STATS, LLC, it was the second-longest in Braves franchise history for a rookie (Alvin Dark, 23 straight games in 1948).
- Hit .300 (133-for-444) with 17 HR and 64 RBI over 118 games, from 5/14 through the end of the season to raise his season batting average 62 points in that span (from .220 to .282).
- Went 3-for-4 with two RBI off Felix Hernandez on 6/29 to become the first Braves rookie to notch three hits off a defending Cy Young winner since Francisco Cabrera in 1989 off Orel Hershiser.
- Belted his first career two-homer game on 7/4 vs. COL and hit four home runs over four games, 7/4-7, including three homers in a four-at-bat span (five plate appearances), 7/4-5...7/4-5 was also the first time in his career he homered in consecutive games.

## 2010

- Tabbed by *Baseball America* as the Braves' second-best prospect, the 20th-best prospect in all of minor league baseball and fifth-best in the International League.
- In his first season with Gwinnett, posted a .319 average with 18 home runs and 87 RBI earning International League Rookie of the Year honors.
- Was the second-youngest starter at AAA... International League managers rated him the league's best defensive first baseman.
- As the best offensive performer in the farm system, was named the Braves 2010 Hank Aaron Award winner.
- Made his Major League debut at first base on 9/1 (0-for-3) after having his contract purchased from GWN when rosters expanded that day.
- Played in 20 games with the big-league Club, going 4-for-24 (.167) with one double, one home run and one RBI.
- Belted his first Major-League homer 9/21 at PHI with a solo pinch-home run off Roy Halladay.
- Collected his first career hit 9/5 at FLA with a single in the ninth inning off Clay Hensley.
- Ranked in the top three among Braves minor leaguers in seven different offensive categories including first in home runs (18), RBI (87) and hits (147), second in OPS (.898) and batting average (.319) and third in doubles (35) and runs (73).
- Honored by the Braves organization as GWN's April Player of the Month (.264, 23-for-87, 4 HR and 13 RBI).
- Posted two 12-game hitting streaks, 6/11-23 and 6/25-7/6 and reached base safely in 26 straight contests, 6/10-7/6.
- Named an IL postseason All-Star...Following the season, was limited to just five games (.125, 2-for-16) with the Phoenix Desert Dogs of the Arizona Fall League due to a left thumb injury.

## MINOR LEAGUE HIGHLIGHTS

- Entered the **2009** season ranked as the 59th-best prospect in all of baseball by MLB.com, while ESPN tabbed him as 67th-best...Following the 2009 campaign, was named the "Best Defensive First Baseman" in Double-A and Single-A by *Baseball America* and was also rated by Carolina and Southern League managers as the best defensive first baseman in both leagues.
- Batted .267 in 12 games for the **2009** Peoria Saguaros of the Arizona Fall League.

- Entered **2008** season as *Baseball America's* 87th-ranked prospect and ninth-best first-base prospect.
- Recipient of the **2008** Hank Aaron Award, presented annually to the top offensive performer in the Braves minor league system.
- Was a **2008** South Atlantic League Mid-Season and Post-Season All-Star and was named a High-A All-Star by *Baseball America*...Following the season, ranked as the Braves fifth-best prospect by *Baseball America* and the 38th-best minor leaguer in MLB.com's Top 50 list..
- Played entire **2008** season at Rome at just 18 years of age, yet ranked second in the South Atlantic League with a .521 slugging percentage, was third with seven triples and 256 total bases, fourth with 95 RBI, 155 hits and 58 extra-base hits, fifth with a .316 average and tied for fifth with 33 doubles.
- Named a two-time SAL Player of the Week in **2008**, for the week ending 7/14 (.484, 5 2B, 2 HR, 9 RBI) and the week ending 7/21 (.391 average, 2 HR, 5 RBI).
- Led the **2007** Gulf Coast League Braves in his first professional season in games (59), at-bats (224) and home runs (6).

## PERSONAL

- He and his wife Chelsea welcomed their first child, Charlie, in September of last season.
- Attended El Modena (Calif.) High School.

## TRANSACTIONS

- Selected by the Atlanta Braves in the second round of the 2007 First-Year Player Draft...Signed by Tom Battista.
- On the Atlanta 15-day disabled list (strained right oblique) from April 7 to April 22, 2013; included injury rehabilitation assignment to Gwinnett (AAA).
- Agreed to terms with the Atlanta Braves on an eight-year contract through the 2021 season on February 4, 2013.
- On Atlanta disabled list (right wrist contusion) from June 23 through July 25, 2015; included an injury rehabilitation assignment to Gulf Coast League (R).
- On Atlanta disabled list (strained right oblique) from August 4 through August 19, 2015; included an injury rehabilitation assignment to Gwinnett (AAA).

## COMPLETE RECORD

Year	Club	AVG	G	AB	R	H	2B	3B	HR	RBI	SH	SF	HP	BB	SO	SB-CS	OBP	SLG	E
2007	GCL Braves	.268	59	224	24	60	7	0	6	30	0	1	2	7	33	1-2	.295	.379	5
2008	Rome	.316	130	491	70	155	33	7	18	95	0	0	3	46	84	5-5	.378	.521	14
2009	Myrtle Beach	.302	70	255	43	77	19	0	6	34	0	2	14	26	41	1-4	.394	.447	6
	Mississippi	.248	41	149	15	37	8	0	2	24	0	5	4	11	19	0-0	.308	.342	2
2010	Gwinnett	.319	124	461	73	147	35	2	18	87	0	9	6	43	84	6-2	.378	.521	6
	Atlanta	.167	20	24	3	4	1	0	1	1	0	0	0	0	8	0-0	.167	.333	0
2011	Atlanta	.282	157	571	67	161	32	0	21	76	0	5	6	53	142	4-4	.346	.448	6
2012	Atlanta	.259	147	540	91	140	33	2	23	94	0	9	7	64	129	2-0	.340	.456	12
2013	Atlanta	.319	147	551	89	176	27	2	23	109	0	5	7	66	121	1-0	.396	.501	10
	Gwinnett#	.500	3	10	3	5	2	0	0	2	0	0	1	1	3	0-0	.583	.700	0
2014	Atlanta	.288	162	607	93	175	43	4	18	78	0	3	8	90	145	3-4	.386	.461	5
2015	Atlanta	.276	118	416	62	115	27	0	18	66	0	2	7	56	98	3-1	.370	.471	4
	Gwinnett#	.375	2	8	0	3	1	0	0	2	0	0	0	2	3	0-0	.500	.500	1
	GCL Braves#	.182	3	11	2	2	0	0	1	3	0	0	0	0	4	0-0	.182	.455	1
2016	Atlanta	.302	158	589	102	178	43	6	34	91	0	5	10	89	171	6-1	.400	.569	5
<b>Minor Totals</b>		<b>.302</b>	<b>432</b>	<b>1609</b>	<b>230</b>	<b>486</b>	<b>105</b>	<b>9</b>	<b>51</b>	<b>277</b>	<b>0</b>	<b>17</b>	<b>30</b>	<b>136</b>	<b>271</b>	<b>13-13</b>	<b>.364</b>	<b>.474</b>	<b>35</b>
<b>Major Totals</b>		<b>.288</b>	<b>909</b>	<b>3298</b>	<b>507</b>	<b>949</b>	<b>206</b>	<b>14</b>	<b>138</b>	<b>515</b>	<b>0</b>	<b>29</b>	<b>45</b>	<b>418</b>	<b>814</b>	<b>19-10</b>	<b>.373</b>	<b>.484</b>	<b>42</b>

Bold indicates led league; #Injury rehabilitation assignment

## WILD CARD GAME RECORD

Year	Club, Opp.	AVG	G	AB	R	H	2B	3B	HR	RBI	SH	SF	HP	BB	SO	SB	CS	E
2012	Atl. vs. StL	.750	1	4	0	3	1	0	0	0	0	0	0	1	1	0	0	0

## DIVISION SERIES RECORD

Year	Club, Opp.	AVG	G	AB	R	H	2B	3B	HR	RBI	SH	SF	HP	BB	SO	SB	CS	E
2013	Atl. vs. LAD	.313	4	16	4	5	1	0	0	0	0	0	0	1	4	0	0	0

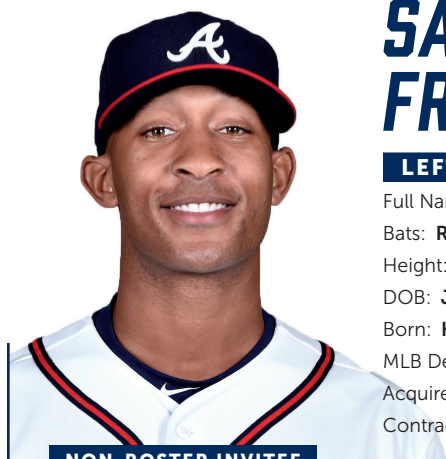
## ALL-STAR GAME RECORD

Year	Club, Site	AVG	G	AB	R	H	2B	3B	HR	RBI	SH	SF	HP	BB	SO	SB	CS	E
2013	N.L., NYM	Injured - Did Not Play																
2014	N.L., MIN	1.000	1	1	0	1	0	0	0	0	0	0	0	0	0	0	0	1

## MAJOR LEAGUE FIELDING RECORD

Position	PCT	G	PO	A	E	TC	DP
First Base	.995	898	7345	564	42	7951	692



**NON-ROSTER INVITEE**

# SAM FREEMAN

# 39

## LEFT-HANDED PITCHER

Full Name: **Samuel Douglas Freeman**

Bats: **Right**

Throws: **Left**

Height: **5-11**

Weight: **180**

DOB: **June 24, 1987**

Opening Day Age: **29**

Born: **Houston, TX**

Resides: **Prosper, TX**

MLB Debut: **June 1, 2012**

MLB Service Time: **2.087**

Acquired: **Signed to minor-league contract, November 18, 2016**

Contract Status: **Signed through 2017**

## 2016

- Went to spring training with Texas before being designated for assignment on 3/29...Acquired by MIL on 4/5, and appeared in seven games before being designated for assignment again on 5/9...Spent the remainder of the year with Triple-A Colorado Springs.
- Made his first three professional starts with Colorado Springs...Has 405 professional relief appearances, 142 at the MLB level.
- Started on 5/23, 5/28 and 6/2...Did not earn a decision and tossed 6.1 combined innings with nine runs, all earned, allowed...Transitioned back to the bullpen for his final 26 appearances.

## 2015

- Spent his first season with TEX after the club acquired him from STL in exchange for cash considerations on 3/28...Began the season in the minors, and was promoted to Texas on 5/14.
- From the date of his Texas debut on 5/14 through 8/18, led the majors with 45 appearances (31.1 IP).
- Compiled a 0.79 ERA (2 ER/22.2 IP) with 28 SO and a .193 opponent average (.576 OPS) over 31 games from 6/17-8/18...His ERA in that span was the lowest of any AL pitcher with at least 20.0 innings pitched and second-lowest in MLB.
- Pitched in seven straight Texas games from 7/7-18 spanning the All-Star break, posting 3.0 scoreless innings across 11 batters faced...Was the longest such streak by a Rangers player since Dale Mohorcic tied the MLB record by pitching in 13 straight team games, 8/6-20/86...Prior to Freeman, the last AL pitcher to work in as many as seven consecutive games was MIN's Eddie Guardado, who pitched in eight straight, 8/1-9/98

## CAREER HIGHS

Most IP

**2.0, 4x, last: 4/28/16, MIL at CHI**

Most Runs Allowed

**4, 2x, last: 4/21/16, MIL vs. MIN**

Most ER Allowed

**4, 2x, last: 4/21/16, MIL vs. MIN**

Most Hits Allowed

**4, 2x, last: 4/21/16, MIL vs. MIN**

Most HRs Allowed

**2, 8/8/14, STL at BAL**

Most Walks

**4, 2x, last: 4/28/16, MIL at CHI**

Most Strikeouts

**4, 8/11/14, STL at MIA**

Longest Winning Streak

**3, 8/13/13-9/18/14**

Longest Losing Streak

**2, 6/27/12-9/29/12**

- Saw action in just nine games from 8/19 through the end of season (spanning 44 team games).
- Ranked third on the team in appearances while establishing career highs in games, innings, strikeouts, and holds (12)...Ranked tied for second on club in holds and fourth in strikeouts.
- Allowed 11 of 47 (23.4%) inherited runners to score, the 13th-lowest percentage in the AL...The team-high 47 IR ranked fourth in the AL

## 2014

- Went 2-0 with a 2.61 ERA (11 ER/38.0 IP) over 44 relief outings with STL, setting MLB career highs in most categories, including games, innings, strikeouts and games finished (nine).
- His 2.61 ERA ranked 15th in MLB among pitchers with at least 40 appearances.
- Had two stints with STL: 5/13-17 and 5/24-end of season.
- Was scoreless in 35 of 44 appearances while recording a career-high 11 holds
- Opponents slugged just .299, as he permitted only five extra-base hits all season...Held right-handed batters to a .195 (17-for-87) average with two extra-base hits (both doubles), 11th-lowest average against among MLB lefty relievers.

## 2013

- Made 13 appearances over two stints with STL and spent the rest of the season with Triple-A Memphis.
- First recalled on 8/8 before being optioned on 8/15...Returned on 8/29 and spent the remainder of the year with the Cardinals.
- Earned his first MLB win on 8/13 vs. PIT.
- Faced 50 batters and did not allow a home run.

## 2012

- Saw first MLB action over two stints with St. Louis...Split the remainder of the season between Triple-A Memphis and Double-A Springfield
- Recalled for the first time on 6/1 and made his debut that night at NYM...Got two outs and allowed one hit and one run, earned.
- Returned to the minors on 6/29 before returning for good on 9/1.
- Began year with Double-A Springfield before promotion to Memphis on 5/14.

## MINOR LEAGUE HIGHLIGHTS

- Missed all of the 2010 season after undergoing left elbow ulnar collateral ligament reconstruction surgery on 3/10...Was a Florida State League All-Star in 2009.

## AMATEUR

- Played baseball and football at Hebron High School in Carrollton, Texas.
- Played college baseball at the University of Kansas in Lawrence, KS after two years at North Central Texas College.

## PERSONAL

- He and his wife Jaime have a daughter, Ryan Leigh.

## TRANSACTIONS

- Selected by the St. Louis Cardinals in the 32nd round of the 2008 First-Year Player Draft...Signed by Joe Almaraz .
- Acquired by the Texas Rangers from the St. Louis Cardinals in exchange for cash considerations on March 28, 2015.
- Acquired by the Milwaukee Brewers from the Texas Rangers in exchange for cash considerations on April 5, 2016.
- Signed by the Atlanta Braves to a minor league contract on October 25, 2016.

# COMPLETE RECORD

Year	Club	W-L	ERA	G	GS	CG	SHO	SV	IP	H	R	ER	HR	HB	BB	SO	WP	BK
2008	Johnson City	4-1	3.70	20	0	0	0	2	24.1	23	15	10	2	1	12	34	4	0
	Palm Beach	0-0	0.00	1	0	0	0	0	2.0	0	0	0	0	0	1	4	0	0
2009	Palm Beach	2-1	1.64	26	0	0	0	1	33.0	18	7	6	0	0	13	30	2	0
	Springfield	0-1	3.52	15	0	0	0	1	23.0	19	9	9	6	1	14	17	2	0
2010	Injured - Did Not Play																	
2011	Palm Beach	0-0	4.00	7	0	0	0	0	9.0	8	5	4	0	0	4	7	0	0
	Springfield	2-2	3.03	52	0	0	0	3	59.1	53	28	20	5	2	28	52	3	1
2012	Springfield	1-3	1.56	15	0	0	0	1	17.1	12	5	3	1	1	4	12	2	0
	Memphis	2-2	2.08	27	0	0	0	0	30.1	25	7	7	3	0	12	27	2	0
	St. Louis	0-2	5.40	24	0	0	0	0	20.0	17	13	12	2	1	10	18	0	0
2013	Memphis	7-2	2.97	49	0	0	0	2	69.2	57	25	23	4	3	27	66	3	0
	St. Louis	1-0	2.19	13	0	0	0	0	12.1	8	3	3	0	0	5	8	2	0
2014	Memphis	0-1	3.54	16	0	0	0	0	20.1	25	12	8	1	1	7	26	4	0
	St. Louis	2-0	2.61	44	0	0	0	0	38.0	34	13	11	2	4	19	35	3	0
2015	Round Rock	0-0	1.13	8	0	0	0	0	8.0	5	1	1	0	0	6	8	0	0
	Texas	0-0	3.05	54	0	0	0	0	38.1	31	13	13	4	3	25	40	0	0
2016	Milwaukee	0-0	12.91	7	0	0	0	0	7.2	13	11	11	2	0	9	8	1	0
	Colorado Springs	2-1	5.20	30	3	0	0	2	55.1	63	34	32	4	3	28	46	3	0
<b>Minor Totals</b>		<b>20-14</b>	<b>3.15</b>	<b>266</b>	<b>3</b>	<b>0</b>	<b>0</b>	<b>12</b>	<b>351.2</b>	<b>308</b>	<b>148</b>	<b>123</b>	<b>26</b>	<b>12</b>	<b>156</b>	<b>329</b>	<b>25</b>	<b>1</b>
<b>A.L. Totals</b>		<b>0-0</b>	<b>3.05</b>	<b>54</b>	<b>0</b>	<b>0</b>	<b>0</b>	<b>0</b>	<b>38.1</b>	<b>31</b>	<b>13</b>	<b>13</b>	<b>4</b>	<b>3</b>	<b>25</b>	<b>40</b>	<b>0</b>	<b>0</b>
<b>N.L. Totals</b>		<b>3-2</b>	<b>4.27</b>	<b>88</b>	<b>0</b>	<b>0</b>	<b>0</b>	<b>0</b>	<b>78.0</b>	<b>72</b>	<b>40</b>	<b>37</b>	<b>6</b>	<b>5</b>	<b>43</b>	<b>69</b>	<b>6</b>	<b>0</b>
<b>Major Totals</b>		<b>3-2</b>	<b>3.87</b>	<b>142</b>	<b>0</b>	<b>0</b>	<b>0</b>	<b>0</b>	<b>116.1</b>	<b>103</b>	<b>53</b>	<b>50</b>	<b>10</b>	<b>8</b>	<b>68</b>	<b>109</b>	<b>6</b>	<b>0</b>

Bold indicates led league; #Injury rehabilitation assignment

## MAJOR LEAGUE FIELDING RECORD

Position	PCT	G	PO	A	E	TC	DP
Pitcher	.897	142	5	21	3	29	0

## BRAVES SHUTOUTS

The Braves threw nine shutouts in 2016, including one in the final game of the season for the second consecutive year...They beat Detroit, 1-0, to close down Turner Field on October 2, after sweeping St. Louis, 6-0 and 2-0, in a doubleheader on the final day of 2015.

Date	Opponent	Score	Opposition Hits	Winner-Loser-Save
5/3	at NYM	3-0	1	M.Wisler-M.Harvey-A.Vizcaino
5/14	at KC	5-0	8	M.Foltynewicz-D.Gee-None
5/21	at PHI	2-0	2	W.Perez-A.Morgan-A.Vizcaino
6/19	at NYM	6-0	1	J.Teheran-J.deGrom-None
7/10	at CWS	2-0	6	M.Foltynewicz-J.Shields-J.Johnson
7/17	COL	1-0	4	J.Johnson-G.Germen-None
7/26	at MIN	2-0	5	L.Harrell-E.Santana-J.Johnson
9/4	at PHI	2-0	5	J.Teheran-J.Thompson-J.Johnson
10/2	DET	1-0	5	J.Teheran-J.Verlander-J.Johnson



NON-ROSTER INVITEE

# DAVID FREITAS

72

## CATCHER

Full Name: **David Joseph Freitas**Bats: **Right**Throws: **Right**Height: **6-2**Weight: **240**DOB: **March 18, 1989**Opening Day Age: **28**Born: **Wilton, CA**Resides: **Wilton, CA**MLB Debut: **None**MLB Service Time: **0.000**Acquired: **Signed as a free agent on November 16, 2016**Contract Status: **Signed through 2017**

## 2016

- Completed his seventh professional campaign in 2016 playing 91 games between two stops in the Chicago Cubs farm system in his first season with the organization...Atlanta marks Freitas's fifth organization.
- Batted .295 (98-for-332) with 27 doubles, six home runs and 53 RBI for Double-A Tennessee and Triple-A Iowa in 91 games, his highest game total since the 2012 season.
- His .295 batting average marked his highest average since 2010, his first season of professional baseball, when he hit .307 (67-for-218) in 62 games.
- Opened the season at Tennessee and batted .284 (21-for-74) with seven doubles, two home runs and 17 RBI in his first 23 games of the season before a transfer to Iowa on 5/27...Played in 25 games with Iowa through 7/13 when he returned to Tennessee for the remainder of the season.
- Split time defensively at catcher (43 games) and first base (33 games)...Committed one error in 196 (.995) total chances with the Iowa Cubs.
- Had a .315 (58-for-184) road batting average in 49 contests...Hit .270 (40-for-148) in home games.
- Hit safely in 16 of 18 games from 7/15 to 8/7, going 25-for-74 (.338) with a .380 on-base percentage.

## 2015

- Played his second season in the Baltimore chain and again split time between Bowie (AA) and Norfolk (AAA), combining to bat .241 (63-for-261) with 33 RBI in 75 games.
- Poked 25 hits in 82 at-bats (.305) against lefties, but hit just .212 (38-for-179) against righties.
- Made two errors in 379 chances behind the plate (.995%).

## 2014

- Acquired by Baltimore in an offseason trade with Oakland and played his first season in the Orioles system.
- Batted .263 (50-for-190) in 61 combined games between Double-A Bowie and Triple-A Norfolk, stroking 12 doubles and six home runs with 29 RBI.
- Closed his season batting .368/.429/.596 over 18 games in August and September, including an eight-game hitting streak (.429, 12-for-28) from 8/14-27.

## 2013

- Combined to bat .231 (74-for-321) with 47 runs, 24 extra-base hits and 30 RBI in 90 combined games between Double-A Midland and Triple-A Sacramento.
- Poked solo home runs in five consecutive hits over a five-game span from 5/16-24, going 5-for-20 with one strikeout. Went 2-for-4 with a pair of homers on 5/23 at Tulsa.
- Following the season, appeared in nine games with Mesa of the Arizona Fall League, batting .222/.382/.333 with eight runs, one home run, four RBI and four walks.
- Acquired by the Baltimore Orioles on 12/12 as the player to be named later along with INF Jemile Weeks from the Oakland Athletics in exchange for RHP Jim Johnson (December 3).

## 2012

- Named a Carolina League mid-season All-Star... Acquired by the Oakland Athletics from the Washington Nationals in exchange for OF Kurt Suzuki on 8/3.

## 2011

- Named a South Atlantic League mid-season All-Star.

## 2010

- Named a New York-Penn League mid-season All-Star.

## AMATEUR

- Was a junior college All-American at Cosumnes River College before transferring to the University of Hawaii after two seasons (2009 and 2010).

## PERSONAL

- He and his wife Kacee have a son, Owen.
- Is a 2007 graduate of Elk Grove High School (Calif.).

## TRANSACTIONS

- Selected by the Washington Nationals in the 15th round of the 2010 free-agent draft...Signed by Johnny Martinez.
- Acquired by the Oakland Athletics from the Washington Nationals in exchange for catcher Kurt Suzuki on August 3, 2012.
- Acquired by the Baltimore Orioles from the Oakland Athletics in exchange for right-handed pitched Jim Johnson on December 12, 2013.
- Signed to a one-year, minor league contract with an invitation to spring training with the Atlanta Braves on November 16, 2016.

## COMPLETE RECORD

Year	Club	AVG	G	AB	R	H	2B	3B	HR	RBI	SH	SF	HP	BB	SO	SB-CS	OBP	SLG	E
2010	Vermont Lake	.307	62	218	32	67	19	0	4	40	1	3	5	34	47	2-0	.408	.450	2
2011	Hagerstown	.288	123	427	67	123	30	0	13	73	0	1	6	82	87	2-1	.409	.450	6
2012	Potomac	.271	78	273	37	74	22	0	5	46	0	2	7	39	52	0-0	.374	.407	2
	Midland	.333	20	63	12	21	6	0	2	11	0	3	2	6	15	0-0	.392	.524	3
2013	Midland	.214	61	224	34	48	6	0	9	21	0	0	2	20	39	0-0	.285	.362	8
	Sacramento	.268	29	97	13	26	8	0	1	9	0	0	2	11	14	0-0	.355	.381	2
2014	Bowie	.250	53	168	22	42	11	0	5	25	1	1	1	19	24	0-0	.328	.405	2
	Norfolk	.364	8	22	2	8	1	0	1	4	0	0	0	6	3	0-0	.500	.545	0
2015	Norfolk	.231	4	13	1	3	2	0	0	0	0	0	0	0	0	0-0	.231	.385	0
	Bowie	.242	71	248	28	60	12	0	8	33	1	4	6	17	37	1-0	.302	.387	2
2016	Iowa	.321	25	84	7	27	7	0	2	15	1	3	0	7	20	3-0	.362	.476	1
	Tennessee	.286	66	248	37	71	20	1	4	38	0	0	1	21	47	0-0	.344	.423	10
Minor Totals		.273	600	2085	292	570	144	1	54	315	4	17	32	262	385	8-1	.361	.421	38

Bold indicates led league; #Injury rehabilitation assignment





# MAX FRIED

66

## LEFT-HANDED PITCHER

Full Name: **Max Dorian Fried**  
 Bats: **Left**      Throws: **Left**  
 Height: **6-4**      Weight: **185**  
 DOB: **January 18, 1994**      Opening Day Age: **23**  
 Born: **Santa Monica, CA**      Resides: **Henderson, NV**  
 MLB Debut: **None**      MLB Service Time: **0.000**  
 Acquired: **Acquired from San Diego, December 19, 2014**  
 Contract Status: **Signed through 2017**

### BRAVES 2017 PROSPECT RANKING

No. 10 - *Baseball America*  
 No. 10 - *Baseball Prospectus*  
 No. 9 - *MLB.com*

## 2016

- Spent the season with Single-A Rome after entering the season as the club's ninth-best prospect...Struck out 112 for a K/9 ratio of 9.79.
- Made his Atlanta organizational debut on 4/9 vs. Augusta...Tossed 5.0 innings and allowed three hits and three runs, two earned, to take a no-decision...The start was his first action since 7/21/14 after he missed all of 2015 recovering from "Tommy John" surgery.
- Helped the R-Braves to the South Atlantic title after winning both his playoff starts while compiling a 1.23 ERA (2 ER/14.2 IP) with 24 strikeouts...Beat Charleston, 4-1, in the deciding game of the series on 9/10 with 7.2 innings and 11 strikeouts...Then tossed 7.0 innings with a career-best 13 strikeouts to close out Lakewood on 9/16.
- Ended the season in the Top 10 among Atlanta's pitching farmhands in wins (T7th, 8) and strikeouts (T9th, 112), and his eight victories established a new career high.
- Made two trips to the disabled list due to a blister, first from 7/5-15 and again from 7/16-8/14.
- Went 9-5 with a 2.74 ERA (26 ER/85.1 IP) over his final 16 games, 15 starts...Started the season 1-2 with a 5.85 ERA (21 ER/32.1 IP) in his first seven starts through 5/14.
- Fanned 44 batters in 25.1 innings over his final four starts of the season (including playoffs)...Collected consecutive 10-strikeout games before fanning 11 and 13 in his two playoff starts.

- Opponents hit .236 (87-for-369) on the season, including a .233 (24-for-103) mark by lefties.
- Allowed just four earned runs over a seven-start stretch from 6/3[2]-7/15, going 5-1 with a 1.06 ERA (4 ER/34.0 IP) in that span.
- Finished the season as the sixth-best prospect in the SAL according to *Baseball America*.
- Added to the 40-man roster on 11/18.

## 2015

- Ranked as the club's third-best prospect according to *Baseball America*, but did not pitch while recovering from "Tommy John" surgery.

## 2014

- Began the year on High-A Lake Elsinore's (San Diego) disabled list with forearm soreness...He returned in July and made five starts before hitting the disabled list again (on 7/24) and having left elbow surgery on 8/20...Dr. Neal ElAttrache performed UCL reconstruction surgery in Los Angeles, Calif., on 8/20/14.
- Entered the season as the No. 3 prospect in the Padres system by *Baseball America*.

## 2013

- Named by *Baseball America* as the No. 2 prospect in the Padres organization entering the season.
- Spent the year with Single-A Fort Wayne, where he tied for the team lead with 23 starts, tied for second on the club with 118.1 innings and tied for third with six wins...His 3.49 ERA (46 ER/118.2 IP) ranked second-best on the club among pitchers with at least 20 starts, while his 100 strikeouts led the team.
- Had a hitless outing spanning 5.2 innings on 5/9.
- Rated by *Baseball America* as the No. 8 prospect in Midwest League following the campaign.

2012

- Made his professional debut with the rookie-level Arizona League Padres where he pitched to a 1.86 ERA (2 ER/9.2 IP) in August, including turning in four consecutive scoreless outings in his final four starts.
- Rated as the top left-handed pitcher by *Baseball America* among all players in the 2012 draft class.

AMATEUR

- Attended Harvard-Westlake High School in Studio City, Calif. for his senior year, where he was teammates with Lucas Giolito (White Sox)... Attended Montclair College Preparatory School in Van Nuys, Calif. for three years before the school cut all athletics.
- Committed to UCLA before signing with San Diego.

TRANSACTIONS

- Selected by the San Diego Padres in the first round (seventh overall) of the 2012 First-Year Player Draft...Signed by Brent Mayne
- Acquired by the Atlanta Braves along with INF Jace Peterson, OF Dustin Peterson and OF Mallex Smith from the San Diego Padres in exchange for OF Justin Upton and RHP Aaron Northcraft on December 19, 2014.

COMPLETE RECORD

Year	Club	W-L	ERA	G	GS	CG	SHO	SV	IP	H	R	ER	HR	HB	BB	SO	WP	BK
2012	AZL Padres	0-1	3.57	10	9	0	0	0	17.2	14	9	7	1	1	6	17	5	0
2013	Fort Wayne	6-7	3.49	23	23	0	0	0	118.2	107	54	46	7	8	56	100	10	3
2014	AZL Padres	0-0	5.40	3	3	0	0	0	5.0	8	3	3	0	0	3	8	0	0
	Fort Wayne	0-1	4.76	2	2	0	0	0	5.2	7	3	3	1	0	2	2	0	0
2015							Injured - Did Not Pitch											
2016	Rome	8-7	3.93	21	20	0	0	0	103.0	87	52	45	10	4	47	112	11	3
Minor Totals		14-16	3.74	59	57	0	0	0	250.0	223	121	104	19	13	114	239	26	6

Bold indicates led league; #Injury rehabilitation assignment

STARTING PITCHERS USED

The Braves used a franchise record-tying (since 1900) 16 starting pitchers in 2016 which also led the majors. The 1945 Boston Braves, the 1936 Boston Bees and the 1911 Boston Rustlers also used 16 starting pitchers. The last MLB team to use more in a season was the 2006 Kansas City Royals, who finished the year with 17 different starting pitchers. The MLB record since 1900 is 24 by the 1915 Philadelphia Athletics. The 16 starters are below.

Player	Starts	Player	Starts
Julio Teheran	30	John Gant	7
Matt Wisler	26	Robert Whalen	5
Mike Foltyniewicz	22	Lucas Harrell	5
Aaron Blair	15	Jhoulys Chacin	5
Williams Perez	11	Josh Collmenter	3
Bud Norris	10	Ryan Weber	2
Joel De La Cruz	9	Roberto Hernandez	2
Tyrell Jenkins	8	Casey Kelly	1



# ADONIS GARCIA

# 13

## INFIELDER

Full Name: **Adonis Arrieta Garcia**

Bats: **Right**

Throws: **Right**

Height: **5-9**

Weight: **205**

DOB: **April 12, 1985**

Opening Day Age: **31**

Born: **Ciego de Avila, Cuba**

Resides: **Spring Hill, FL**

MLB Debut: **May 19, 2015**

MLB Service Time: **1.067**

Acquired: **Signed as a free agent on April 7, 2015**

Contract Status: **Signed through 2017**

## 2016

- Spent his second season in the Braves organization playing the majority of the year with the Major League club, appearing in 134 games with Atlanta and 19 games with the organization's Triple-A affiliate.
- Opened the 2016 campaign with Atlanta and batted .260 (27-for-104) with one home run and eight RBI in 28 games before being optioned to Gwinnett (AAA) on 5/6.
- Played 19 games with Gwinnett from 5/7-25... Collected at least one hit in 18 of his 19 games while batting at a .356 (26-for-73) clip...Eleven of his 26 hits went for extra bases, including four consecutive games with a home run, 5/12-15.
- Started 17 of his 19 games with GWN in left field.
- Returned to the Major League club on 5/27 and batted .276 (118-for-428) with 27 doubles, 13 home runs and 57 RBI in the final 106 games.
- Had a .303 (92-for-304) batting average, a .342 on-base percentage and an .809 OPS over his final 72 games of the season (7/6-10/2).
- Had 24 RBI in his last 37 games of the season, 8/21-10/2.
- Six of his 14 home runs in 2016 and 11 of 24 in his career have either tied the game or given the Braves a lead...Eight of his 24 career home runs have come in the eighth inning or later.
- Ranked second on the club in two-out RBI with 25...Tied for second in game-winning RBI with nine...Ranked third in extra-base hits (43) and go-ahead RBI (18).
- Set a single-game career high with four hits (4-for-5, two doubles) on 7/8 at CWS.
- Produced a .337 (32-for-95) batting average in 24 July games...Was tied for second in the majors with 10 doubles during the month.

## CAREER HIGHS

Most Runs

**3, 9/3/16 at PHI**

Most Hits

**4, 7/8/16 at CWS**

Most Doubles

**2, 3x, last: 8/31/16 vs. SD**

Most Triples

**None**

Most Home Runs

**2, 2x, last: 9/8/14 vs. OAK**

Most RBI

**3, 8x, last: 9/20/16 at NYM**

Most Walks

**2, 2x, last: 4/10/16 vs. STL**

Most Stolen Bases

**1, 3x, last: 10/2/16 vs. DET**

Longest Hitting Streak

**10 games, 7/17-28/16**

- Batted .302 (42-for-139) with eight doubles, two home runs and 16 RBI against left-handed pitchers...His batting average was .262 (103-for-393) with 21 doubles, 12 home runs and 49 RBI off righties.
- Following the season, played in 32 games for Navegantes del Magallanes of the Venezuelan Winter League...Batted 293 (36-for-123) with eight doubles, three home runs and 18 RBI.

## 2015

- Joined the Braves organization after signing as a minor-league free agent on April 7, 2015 and split the season between Gwinnett (AAA) and Atlanta.
- Opened the year with Gwinnett and batted .284 with 17 doubles, three home runs and 47 RBI before having his contract purchased on 5/19 and joining the big-league club.
- Completed his first Major League season playing in 58 games, batting .277 (53-for-191) with 10 home runs, 26 RBI and 20 runs scored.
- Made his Major League debut on 5/19 as a pinch-hitter in the ninth inning (strikeout). Made a second pinch-hit appearance (walk) on 5/20 prior to being optioned back to GWN on 5/22.
- Selected by the organization as the Gwinnett Braves Player of the Year.
- Ranked second in the International League at the time of his promotion in batting average (.351), hits (47) and doubles (11).
- Stroked his first career home run - a solo shot in the sixth inning on Michael Wacha - 7/26 at STL.
- Poked a two-run homer (the third of his career) in 8/3's 12th inning vs. SF for his first career game-ending hit (and home run).
- His first three career home runs were all go-ahead homers. According to Elias, the last Braves player to accomplish this feat was Brett Butler, in 1983.
- Clubbed his first career pinch-home run, 9/12 vs. NYM.
- Twenty of his first 50 career hits went for extra bases (12 2B, 8 HR).
- Went 16-for-46 (.348) in his final 17 games of the season...Hit .315 (23-for-73) in 19 games, 8/8-30.
- Named Gwinnett's Player of the Month for April after hitting .328 (22-for-67) with nine runs, five doubles, one home run and 10 RBI in 18 games.
- Following the season, played for Braves' third base coach Eddie Perez for Navegantes del Magallanes of the Venezuelan Winter League. Led the team with a .370 (50-for-135) batting average with seven doubles, two triples, three home runs and 22 RBI in 36 games helping the Club reach postseason play. Batted .308 (8-for-26) with one double and two RBI in six games during the Caribbean Series.

## 2014

- Batted .319 (109-for-342) with 58 runs, 20 doubles, three triples, nine home runs and 45 RBI in 86 games for Triple-A Scranton/Wilkes-Barre in the Yankees organization.

- Tallied three hitting streaks of at-least 10 games, hitting .356 (16-for-45) during an 11-game stretch from 4/9-23 before recording a hit in 17 straight games from 5/3-20, batting .451 (32-for-71).
- Recorded a league-high 21-game hitting streak from 7/17-8/30 and hit .386 (34-for-88) during that span.
- Stole a career-best 11 bases in 14 attempts (78.6%). Following the season, was tabbed an Organization All-Star by MiLB.com.
- Batted .313 (73-for-233) with 28 runs, seven homers and 41 RBI in 57 games with Navegantes del Magallanes of the Venezuelan Winter League following the season.

## 2013

- Played in six games with the GCL Yankees 1 and 2, batting .278 (5-for-18) with one home run.
- Joined Triple-A Scranton/Wilkes-Barre on 7/1 and hit safely in 21 of his first 25 contests (.320, 32-for-100).
- Overall for the RailRiders, batted .256 (51-for-199) with 17 runs, nine doubles, one triple, three homers and 10 RBI in 50 games.
- Following the season, appeared in 53 games for Navegantes del Magallanes of the Venezuelan Winter League, batting .325 (75-for-231) with 15 doubles, one triple, eight home runs, 39 RBI and 38 runs.
- Hit safely in 28 of his final 30 games, batting .375 (30-for-80) during a 17-game hitting streak from 11/26-12/18.

## 2012

- Made his professional debut and combined to bat .263 (59-for-224) with 19 doubles, five home runs and 29 RBI in 57 games with Single-A Tampa and Double-A Trenton.
- Played in 39 games with the Indios de Mayaguez of the Puerto Rican Winter League, hitting .292 (45-for-154) with nine doubles, one triple, six home runs and 26 RBI and earned a spot on the PWL postseason All-Star roster.

## TRANSACTIONS

- Signed by the New York Yankees as a non-drafted free agent on April 28, 2012...Signed by the New York Yankees' international scouting department.
- Signed by the Atlanta Braves to a minor league contract on April 7, 2015.

## COMPLETE RECORD

Year	Club	AVG	G	AB	R	H	2B	3B	HR	RBI	SH	SF	HP	BB	SO	SB-CS	OBP	SLG	E
2012	Tampa	.236	29	106	11	25	7	1	1	15	0	0	0	9	18	0-2	.296	.349	1
	Trenton	.288	28	118	17	34	12	0	4	14	0	1	2	5	18	2-1	.325	.492	1
2013	Scranton/WB	.256	50	199	17	51	9	1	3	10	1	0	5	11	21	4-4	.312	.357	1
	GCL Yankees1	.111	3	9	1	1	0	0	1	1	0	0	0	0	3	0-0	.111	.444	0
	GCL Yankees2	.444	3	9	0	4	0	0	0	1	0	1	0	0	0	0-0	.400	.444	0
2014	Scranton/WB	.319	86	342	58	109	20	3	9	45	0	5	4	17	51	11-3	.353	.474	6
2015	Gwinnett	.284	87	331	43	94	17	1	3	47	0	3	1	15	41	5-1	.314	.369	8
	Atlanta	.277	58	191	20	53	12	0	10	26	0	2	0	5	35	0-0	.293	.497	10
2016	Atlanta	.273	134	532	65	145	29	0	14	65	0	0	6	24	93	3-2	.311	.406	18
	Gwinnett	.356	19	73	14	26	7	0	4	18	0	0	4	3	12	2-1	.413	.616	0
<b>Minor Totals</b>		<b>.290</b>	<b>305</b>	<b>1187</b>	<b>161</b>	<b>344</b>	<b>72</b>	<b>6</b>	<b>25</b>	<b>151</b>	<b>1</b>	<b>10</b>	<b>16</b>	<b>60</b>	<b>164</b>	<b>24-12</b>	<b>.330</b>	<b>.424</b>	<b>17</b>
<b>Major Totals</b>		<b>.274</b>	<b>192</b>	<b>723</b>	<b>85</b>	<b>198</b>	<b>41</b>	<b>0</b>	<b>24</b>	<b>91</b>	<b>0</b>	<b>2</b>	<b>6</b>	<b>29</b>	<b>128</b>	<b>3-2</b>	<b>.307</b>	<b>.430</b>	<b>23</b>

Bold indicates led league; #Injury rehabilitation assignment

## MAJOR LEAGUE FIELDING RECORD

Position	PCT	G	PO	A	E	TC	DP
Third Base	.929	165	102	262	28	392	23
Left Field	1.000	14	15	1	0	16	0

## 2016 BRAVES DETAILED HITTING

Player	Multi-Hit Games					Infield Hits	Multi-RBI Games					2-Out		GW
	2	3	4	5	6		2	3	4	5	Tot	RBI	RBI	
Aybar	19	3	0	0	0	22	15	2	1	0	0	3	3	0
Beckham	11	2	0	0	0	13	2	4	2	0	0	6	4	2
Bonifacio	0	0	0	0	0	0	1	0	0	0	0	0	1	1
Brignac	2	0	0	0	0	2	1	0	0	0	0	0	1	0
Castro	4	2	0	0	0	6	4	1	1	0	0	2	3	0
Chacin	0	0	0	0	0	0	0	0	0	0	0	0	1	0
d'Arnaud	9	4	0	0	0	13	5	4	1	0	0	5	10	2
De La Cruz	0	0	0	0	0	0	1	0	0	0	0	0	0	0
Flowers	13	3	1	0	0	17	5	4	3	1	0	8	14	2
Foltynewicz	0	0	0	0	0	0	1	0	0	0	0	0	1	0
Francoeur	10	1	1	0	0	12	3	5	2	0	0	7	14	4
Freeman	29	12	4	0	0	45	8	9	6	2	1	18	24	15
Garcia	26	11	1	0	0	38	12	10	6	0	0	16	25	9
Inciarte	35	7	1	0	0	43	19	5	1	0	0	6	10	6
Johnson	5	0	0	0	0	5	3	2	0	0	0	2	2	1
Kemp	15	3	0	0	0	18	3	4	3	1	0	8	8	4
Markakis	27	12	1	0	0	40	6	18	3	0	0	21	36	9
Olivera	1	0	0	0	0	1	0	0	0	0	0	0	1	0
Peterson	19	2	0	0	0	21	9	4	3	0	0	7	14	3
Pierzynski	9	1	0	0	0	10	3	5	0	0	0	5	12	0
Recker	5	0	0	0	0	5	0	6	0	0	0	6	3	0
Ruiz	0	0	0	0	0	0	0	1	0	0	0	1	0	0
Smith	6	3	0	0	0	9	11	1	2	1	0	4	7	3
Snyder	0	0	0	0	0	0	0	1	1	0	0	2	2	1
Stubbs	2	0	0	0	0	2	0	0	1	0	0	1	0	0
Swanson	10	2	0	0	0	12	5	1	3	0	0	4	6	2
Teheran	3	0	0	0	0	3	2	0	0	0	0	0	0	0
Wisler	1	0	0	0	0	1	0	0	0	0	0	0	1	0
<b>Totals</b>	<b>261</b>	<b>68</b>	<b>9</b>	<b>0</b>	<b>0</b>	<b>338</b>	<b>119</b>	<b>87</b>	<b>39</b>	<b>5</b>	<b>1</b>	<b>132</b>	<b>203</b>	<b>64</b>





# JAIME GARCÍA

## LEFT-HANDED PITCHER

Full Name: **Jaime Omar García**

Bats: **Left**

Throws: **Left**

Height: **6-2**

Weight: **213**

DOB: **July 8, 1986**

Opening Day Age: **30**

Born: **Reynoso, Mexico**

Resides: **Mission, TX**

MLB Debut: **July 11, 2008**

MLB Service Time: **8.047**

Acquired: **Acquired from St. Louis, December 1, 2016**

Contract Status: **Signed through 2017**

# 54

## CAREER HIGHLIGHTS

- His 3.57 career ERA ranks 14th best in the NL since his rookie season of 2008.
- Since 2010, has the 11th-fewest home runs allowed per nine-innings pitched (0.77) in the majors, while inducing the fourth-most double plays per nine (1.09)
- Has surrendered 15 home runs to left-handed batters in his career, 13 of them to former All-Stars (Ryan Howard, Carlos Gonzalez, Freddie Freeman [2], Jay Bruce, Bryce Harper, Miguel Montero, Alex Gordon, Charlie Blackmon, Joey Votto [2], Jason Castro, Stephen Vogt; Lucas Duda and Colby Rasmus are the only left-handed-hitting non All-Stars to homer off García)

## 2016

- Made 30 starts and 32 appearances, tying his single-season high in appearances (2011)... Marked his second 30-start season (32 GS, 2011)...Finished as one of six National League lefties to make at least 30 starts.
- Led the NL with a 57.9 ground ball percentage.
- Ranked tied for fifth in the NL in double plays induced (21) and fourth in GIDP/9 IP (1.10).
- Recorded two double-digit strikeout games (11 vs. ATL on 8/5 and 13 vs. MIL on 4/14).
- Pitched at least 6.0 innings in 14 starts (10 quality) and had four starts with 8.0 or more innings, tied for seventh in the National League.
- His career-high 13 losses were tied for the fourth most in the NL.
- Allowed a career-high and team-leading 26 home runs, tied for sixth most in the NL and tied for third most among Cardinals left-handers in franchise history (Harvey Haddix, 1954, and Ray Sadecki, 1965).

## CAREER HIGHS

Most IP

**9.0, 4x, last: 4/14/16, STL vs. MIL**

Most Runs Allowed

**12, 5/28/11, STL at COL**

Most ER Allowed

**11, 5/28/11, STL at COL**

Most Hits Allowed

**13, 6/8/16, STL at CIN**

Most HRs Allowed

**3, 8/16/16, STL at HOU**

Most Walks

**5, 3x, last: 5/21/15, STL at NYM**

Most Strikeouts

**13, 4/14/16, STL vs. MIL**

Longest Winning Streak

**5, 3x, 8/8/15-9/5/15**

Longest Losing Streak

**5, 8/23/16-present**

- Twenty-six of his 89 earned runs (7.80 ERA) came in the 1st inning of starts (had a 4.00 ERA [63 ER/141.2 IP] in the rest of the game)...Opponents batted .364 (47-for-129) with nine home runs in the first inning.
- Produced scoreless innings streaks of 15.1 (4/30-5/11) and 15.0 (4/8-4/19).

- Threw a one-hit shutout while fanning 13 vs. MIL on 4/14...Became the first left-handed Cardinals pitcher in history to throw a one-hit shutout with at least 13 strikeouts...The outing marked his fourth career complete-game shutout and the one-hitter was his career low-hit performance... Took a no-hitter through 5.2 innings before Domingo Santana singled to right.
- Finished season 1-5 with a 7.60 ERA (34.1 IP) over his final nine games (seven starts), dating to 8/10.
- Lost five consecutive decisions to close out the season, the most consecutive in his career...His skid began on 8/23.
- Made pair of relief outings at SF (9/16) and COL (9/21)...Went 6.0 innings combined, allowing two runs and two hits while striking out 10...Fanned five over a bullpen career-high 4.0 scoreless innings during an 11-1 loss at Coors Field on 9/21.

## 2015

- Made 20 starts for the first time since 2012, despite being on the disabled list twice.
- Missed the first 40 games of the year while recovering from thoracic outlet surgery (July 2014)...Made two rehab starts, one at Triple-A Memphis and one at Double-A Springfield.
- Posted 10 wins for the third time in his career and first time since 2010 and 2011 (career-high 13 wins each year).
- Threw 6.0 or more innings in 18 of 20 starts with 15 quality starts and five starts without allowing an earned run.
- The Cardinals were shut out in all six of his losses.
- Had 17 GIDP, tied for fifth among NL left-handed pitchers...His 17 double plays in 129.2 innings (1.18 GIDP/9 IP) would have ranked fourth in the National League but did not qualify.
- Posted a groundball percentage of 62.0%, the highest of his career (minimum 60.0 innings).
- Had 10 starts of 7.0 or more innings while allowing two runs or less to rank ninth among MLB left-handers.
- Walked five in his season debut at NYM on 5/21, but had no walks in 30.0 IP over his next four starts.
- Recorded his 500th strikeout on 6/12 vs. KC, striking out Omar Infante in the 8th inning.
- Suffered a left groin strain 6/24 at MIA (7.0IP) and was placed on the disabled list on 7/4, missing 16 games...Made a rehab start on 7/23 at Single-A Peoria and did not allow a hit in 5.0 innings.
- Was 7-2 with a 2.74 ERA from 8/1 through the end of the season...The Cardinals were 10-2 in his 12 starts during that span and his seven wins were tied for eighth in the majors in that span.

## 2015 POSTSEASON

- Started Game 2 of the National League Division Series vs. CHI, taking the loss after allowing five runs, none earned, in just 2.0 IP, as the Cardinals lost, 6-3.

## 2014

- For a third consecutive season, had his season cut short due to injury...Began the season on the disabled list recovering from left shoulder surgery performed in May 2013.
- Made his first Major League start since 5/17/13 on 5/18 vs. ATL...Allowed four runs in 7.0 IP and was in line for the win upon his exit, but the Cardinals lost 6-5 when ATL scored in the 9th.
- Earned his first win of 2014, his 40th career win and 10th win of his career at CIN on 5/24, a 6-3 victory.
- Placed on the 15-day disabled list on 6/21 with left shoulder inflammation and transferred to the 60-day on 7/11, missing the remainder of the season...Had neurogenic thoracic outlet surgery on 7/11 performed by Dr. Robert Thompson in St. Louis.

## 2013

- Made nine starts in April and May before ending up on the disabled list with a left shoulder strain on 5/18...Missed the remainder of the season (121 games).
- Had surgery to repair labrum and rotator cuff in late May, performed by Dr. George Paletta.
- Pitched the 4/8 home opener vs. CIN and tied his career-high with 10 strikeouts.
- Threw a season-high 8.0 innings in back-to-back starts, 4/30 vs. CIN and 5/5 at MIL, allowing a single run in both wins.

## 2012

- Made 20 starts that surrounded a disabled list stint for shoulder issues.
- Made 11 starts before being placed on the disabled list on 6/6 with a left shoulder strain... Missed 64 games while on the DL and made four rehab starts: one at High-A Palm Beach, two at Double-A Springfield and a final rehab start at Triple-A Memphis.
- Activated off the disabled list on 8/19 and made nine starts to close out the year, going 4-3 with a 3.25 ERA in those games.
- Ranked tied for 11th in the NL with 17 double plays induced...Induced double plays at a rate of 1.26/9 IP, which would have ranked first in the NL with the necessary innings needed to qualify.

- Ranked first in the NL with 1.53 GDP/9 IP during September and eighth in NL ERA (2.45) for the month...Also had a sub 3.00 ERA in April (2.78).
- His 10 hits and .250 average at the plate paced St. Louis pitchers...Recorded four sacrifice hits on the year, three coming in one game: 9/4 vs. NYM...Hit his second career home run in his final start of the season, 10/1 vs. CIN.
- Struck out a career high-tying 10 batters vs. PIT on 8/19 in his first start after returning from the DL and threw a season-high 8.0 innings with two unearned runs.

## 2012 POSTSEASON

- Started one game during the postseason, NLDS Game 2 vs. WSH and went just 2.0 IP allowing a single run before coming out of the game...Was removed from the roster after his Game 2 start with a left shoulder strain and inflammation and did not pitch the remainder of the postseason.

## 2011

- Posted career highs in innings (194.2), strikeouts (156) and games started (32) while tying his personal best with 13 wins.
- Only allowed 11 extra base hits to lefties and just two home runs.
- Honored as National League co-Player of the Week (week ending 4/3) with CHI's Starlin Castro.
- Won a career-high five straight decisions, 4/3-5/12.
- Tossed two shutouts, the first on 4/3 vs. SD (first start of the season) and again on 5/6 vs. MIL.
- Retired career-best first 22 batters of the game (7.1 IP) vs. MIL on 5/6 before settling for his third career complete-game shutout, a career-low two-hitter with eight strikeouts.
- Finished second on the team with 13 wins (tied for 12th in the NL), tied for second in the NL in shutouts (two) and tied for ninth in complete games (two).
- Led MLB with 23 unearned runs allowed.
- Ranked first in the NL in highest run support average (5.92) and seventh in MLB...Ranked tied for third in the NL in double plays (25) and fourth in DP/9 IP (1.16).
- Hit his first career home run, a three-run shot into the second deck at Miller Park on 8/2.

## 2011 POSTSEASON

- Made five starts in the postseason, finishing 0-2 with a 4.21 ERA...Had a 1.80 ERA in two World Series starts (10.0 IP), which was the lowest by a Cardinals pitcher making two starts in the same

World Series since Danny Cox registered a 1.29 ERA in two starts in 1985...His 9.0 strikeouts/9.0 IP tied for the fifth best in Cardinals World Series history (min. two starts)...His 25.2 innings pitched ranked third for the postseason, trailing only Chris Carpenter (36.0) and C.J. Wilson (28.0)...His 21 strikeouts ranked tied for third with teammate Chris Carpenter, trailing C.J. Wilson (26) and Justin Verlander (25)...Started Game 3 of the NLDS vs. PHI and threw 6.2 scoreless innings with seven strikeouts before Ben Francisco hit a three-run home run with two outs in the bottom of the 7th...Became one of two pitchers (Yovani Gallardo, MIL) to record an RBI in the postseason, grounding out to score David Freese in Game 5 of the NLCS...Threw 7.0 scoreless innings of three-hit ball in Game 2 of the World Series to receive a no-decision in a 2-1 Cardinals loss...Started Game 6 of the World Series allowing two runs over 3.0 innings.

## 2010

- Named to the Topps, Baseball Digest and *Baseball America* All-Rookie Teams and finished third in the National League Rookie of the Year award voting to SF's Buster Posey...Garcia garnered one first-place vote, one second and 16 third-place votes...Was the only pitcher among the top eight players voted.
- Received one third-place vote in the NL Cy Young award voting, finishing 12th.
- Ranked fourth in the National League in ERA (2.70), second among all MLB rookies.
- Finished the season with 13 wins, the first STL rookie since Alan Benes (13 in 1996) to win 13 games...Dick Hughes (16-6 in 1967) was the last STL rookie to win more.
- Led all rookies with 13 wins and his .619 winning percentage ranked second...Fanned 132 batters to finish third and his 163.1 innings pitched and 28 starts were second most among National League rookies.
- Threw just 93.2 pitches per start, fourth fewest in the NL among qualifying pitchers.
- Made 19 quality starts in 28 turns.
- Had the third lowest ERA through his first 12 starts (1.49) for any rookie left-hander according to the Elias Sports Bureau.
- His 10 hits at the plate were the most by a STL rookie pitcher since Jason Simontacchi had 12 in 2002.
- Tossed a three-hitter to beat SF 9-0 on 8/22...Needed just 89 pitches, the fewest pitches for a Cardinals complete game since Bob Tewksbury used 86 vs. SD on 8/30/92.

## 2008

- Made his MLB debut on 7/11 at PIT with 2.0 scoreless innings of relief...St. Louis selected his contract on 7/10 from Triple-A Memphis.
- Made his first MLB start on 7/20 vs. SD, going 5.0 innings and receiving a no-decision in a 9-5 win.
- Optioned to Memphis on 7/25 and recalled on 8/1...Earned his first career win, collected the victory in relief on 8/5 vs. LAD.
- Placed on the disabled list 9/3, retroactive to 8/27, and underwent season-ending left elbow ulnar collateral ligament reconstruction surgery on 9/8, performed by Dr. George Paletta.

## MINOR LEAGUE HIGHLIGHTS

- In **2009**, began season on MLB 15-day disabled list recovering from 2008 left elbow surgery...Activated in August and helped Triple-A Memphis to the PCL championship...In **2007**, was leading the Texas League with 97 strikeouts before his season ended on 7/23 with a sprained ligament in his left elbow...Represented the Cardinals at the Futures games in **2006**, but did not play...Named a Midwest League All-Star and led Cardinals minor leaguers with 131 strikeouts that season

## PERSONAL

- Is an avid supporter of Water Mission, a non-profit organization that works to provide safe, clean water to communities in need.
- He works closely with 1Mission, a non-profit community development organization that gives people in poverty the opportunity to earn a house by serving their community of Puerto Penasco...While Jaime has generously funded homes to those in need, his real passion and dedication is in spending time with the families and sharing his testimony.
- Jaime also visits his birth city of Reynosa, Mexico, where he generously funds scholarships programs for children to attend school and participate in sports.

## TRANSACTIONS

- Selected by Baltimore Orioles in the 30th round (889th overall) in the 2004 draft, but did not sign.
- Selected by St. Louis Cardinals in the 22nd round (680th overall) of the 2005 First-Year Player Draft...Signed by Joe Almaraz.
- On St. Louis disabled list (left elbow), August 27 to end of 2008 season.
- On St. Louis disabled list (left elbow), March 28 to August 20, 2009; included injury rehabilitation assignments to Gulf Coast League (R), July 23-August 4; Palm Beach (A), August 4-18; and Memphis (AAA), August 19-20.
- Signed a four-year contract extension with club options for the 2016 season and the 2017 season, July 13, 2011.
- On St. Louis disabled list (left shoulder strain), June 6 - August 19, 2012; included injury rehabilitation assignments to GCL Cardinals (R), Springfield (AA) and Memphis (AAA)...Transferred to the 60-day disabled list on July 16, 2012.
- On St. Louis disabled list (left shoulder surgery), May 18 - end of 2013 season...Transferred to the 60-day disabled list on May 30.
- On St. Louis disabled list (left shoulder), March, 21 - May 18, 2014; included injury rehabilitation assignments to Springfield (AA) and Memphis (AAA).
- On St. Louis disabled list (neurogenic thoracic outlet surgery), June 21 - end of 2014 season...Transferred to the 60-day disabled list on July 11.
- On St. Louis disabled list (neurogenic thoracic outlet surgery), March 27 - May 21, 2015; included injury rehabilitation assignments to Memphis (AAA) and Springfield (AA).
- On St. Louis disabled list (left groin strain), July 4 - July 28, 2015; included injury rehabilitation assignment to Peoria (A)
- Acquired by the Atlanta Braves from the St. Louis Cardinals in exchange for RHP John Gant, minor-league RHP Chris Ellis and minor-league INF Luke Dykstra on December 1, 2016

# COMPLETE RECORD

Year	Club	W-L	ERA	G	GS	CG	SHO	SV	IP	H	R	ER	HR	HB	BB	SO	WP	BK
2006	Quad Cities	5-4	2.90	13	13	1	0	0	77.2	67	28	25	1	2	18	80	7	4
	Palm Beach	5-4	3.84	12	12	0	0	0	77.1	84	33	33	3	1	16	51	5	5
2007	Springfield	5-9	3.75	18	18	0	0	0	103.1	93	47	43	14	3	45	97	13	1
	Springfield	3-2	2.06	6	6	1	0	0	35.0	26	10	8	0	2	16	41	1	0
2008	Memphis	4-4	4.44	13	12	0	0	0	71.0	74	41	35	6	3	26	59	9	3
	St. Louis	1-1	5.63	10	1	0	0	0	16.0	14	10	10	4	1	8	8	3	0
	GCL Cardinals#	0-1	4.50	2	2	0	0	0	4.0	4	2	2	0	0	1	3	1	0
2009	Palm Beach#	0-1	0.71	3	2	0	0	0	12.2	4	1	1	0	0	4	16	0	0
	Memphis	2-0	3.86	4	4	0	0	0	21.0	17	14	9	5	2	9	22	2	0
	St. Louis	13-8	2.70	28	28	1	1	0	163.1	151	64	49	9	3	64	132	4	1
2010	St. Louis	13-7	3.56	32	32	2	2	0	194.2	207	100	77	15	2	50	156	12	1
2012	St. Louis	7-7	3.92	20	20	0	0	0	121.2	136	58	53	7	0	30	98	12	1
	GCL Cardinals#	0-0	0.00	1	1	0	0	0	2.1	4	0	0	0	0	0	1	0	0
	Springfield#	1-0	5.23	2	2	0	0	0	10.1	8	6	6	2	0	0	11	0	0
	Memphis#	0-1	3.60	1	1	0	0	0	5.0	4	2	2	1	0	3	8	1	0
2013	St. Louis	5-2	3.58	9	9	0	0	0	55.1	57	26	22	6	0	15	43	3	0
2014	Springfield#	0-0	9.00	1	1	0	0	0	2.0	3	2	2	1	0	1	2	0	0
	Memphis#	0-0	3.60	1	1	0	0	0	5.0	3	2	2	1	0	2	5	1	0
	St. Louis	3-1	4.12	7	7	0	0	0	43.2	39	20	20	6	3	7	39	1	0
2015	Memphis#	0-1	16.88	1	1	0	0	0	2.2	6	5	5	0	1	2	3	0	0
	Springfield#	1-0	3.00	1	1	0	0	0	6.0	6	2	2	1	0	0	6	0	0
	St. Louis	10-6	2.43	20	20	0	0	0	129.2	106	37	35	6	3	30	97	4	0
	Peoria#	0-0	0.00	1	1	0	0	0	5.0	0	0	0	0	1	0	6	0	0
2016	St. Louis	10-13	4.67	32	30	1	1	0	171.2	179	94	89	26	7	57	150	8	0
<b>Minor Totals</b>		<b>26-27</b>	<b>3.58</b>	<b>80</b>	<b>78</b>	<b>2</b>	<b>0</b>	<b>0</b>	<b>440.1</b>	<b>403</b>	<b>195</b>	<b>175</b>	<b>35</b>	<b>15</b>	<b>143</b>	<b>411</b>	<b>40</b>	<b>13</b>
<b>N.L. Totals</b>		<b>62-45</b>	<b>3.57</b>	<b>158</b>	<b>147</b>	<b>4</b>	<b>4</b>	<b>0</b>	<b>896.0</b>	<b>889</b>	<b>409</b>	<b>355</b>	<b>79</b>	<b>19</b>	<b>261</b>	<b>723</b>	<b>47</b>	<b>3</b>
<b>Major Totals</b>		<b>62-45</b>	<b>3.57</b>	<b>158</b>	<b>147</b>	<b>4</b>	<b>4</b>	<b>0</b>	<b>896.0</b>	<b>889</b>	<b>409</b>	<b>355</b>	<b>79</b>	<b>19</b>	<b>261</b>	<b>723</b>	<b>47</b>	<b>3</b>

Bold indicates led league; #Injury rehabilitation assignment

## DIVISION SERIES RECORD

Year	Club, Opp.	W-L	ERA	G	GS	CG	SHO	SV	IP	H	R	ER	HR	HB	BB	SO	WP	BK
2011	StL vs. Phi.	0-1	3.86	1	1	0	0	0	7.0	6	3	3	1	0	2	3	1	0
2012	StL vs. Wsh.	0-0	4.50	1	1	0	0	0	2.0	2	1	1	0	0	3	3	0	0
2015	StL vs. Chi.	0-1	0.00	1	1	0	0	0	2.0	4	5	0	1	0	1	2	0	0
<b>D.S. Totals</b>		<b>0-2</b>	<b>3.27</b>	<b>3</b>	<b>3</b>	<b>0</b>	<b>0</b>	<b>0</b>	<b>11.0</b>	<b>12</b>	<b>9</b>	<b>4</b>	<b>2</b>	<b>0</b>	<b>6</b>	<b>8</b>	<b>1</b>	<b>0</b>

## CHAMPIONSHIP SERIES RECORD

Year	Club, Opp.	W-L	ERA	G	GS	CG	SHO	SV	IP	H	R	ER	HR	HB	BB	SO	WP	BK
2011	StL vs. Mil.	0-1	7.27	2	2	0	0	0	8.2	13	7	7	2	1	3	8	0	0

## WORLD SERIES RECORD

Year	Club, Opp.	W-L	ERA	G	GS	CG	SHO	SV	IP	H	R	ER	HR	HB	BB	SO	WP	BK
2011	StL vs. Tex.	0-0	1.80	2	2	0	0	0	10.0	8	2	2	0	0	3	10	0	0

## MAJOR LEAGUE FIELDING RECORD

Position	PCT	G	PO	A	E	TC	DP
Pitcher	.954	158	22	145	8	175	5

## MAJOR LEAGUE BATTING RECORD

Year	Club	AVG	G	AB	R	H	2B	3B	HR	RBI	SH	SF	HP	BB	SO	SB	CS	E
2016	St. Louis	.171	29	41	3	7	0	0	0	4	7	1	0	2	17	0	0	3
<b>Major Totals</b>		<b>.147</b>	<b>153</b>	<b>272</b>	<b>24</b>	<b>40</b>	<b>2</b>	<b>1</b>	<b>2</b>	<b>16</b>	<b>24</b>	<b>1</b>	<b>1</b>	<b>11</b>	<b>91</b>	<b>0</b>	<b>0</b>	<b>8</b>





# JASON HURSH

# 61

## RIGHT-HANDED PITCHER

Full Name: **Jason Brewster Hursh**

Bats: **Right**

Throws: **Right**

Height: **6-2**

Weight: **200**

DOB: **October 2, 1991**

Opening Day Age: **25**

Born: **Carrollton, TX**

Resides: **Carrollton, TX**

MLB Debut: **August 13, 2006**

MLB Service Time: **0.006**

Acquired: **Braves' first-round pick (31st overall) in 2013**

Contract Status: **Signed through 2017**

## 2016

- Appeared in two games with Atlanta while splitting the remainder of the season between Triple-A Gwinnett and Double-A Mississippi... Entered the season as Atlanta's No. 23 prospect according to *Baseball America*.
- Transitioned the bullpen full-time in his fourth pro season...His 45 combined games between the majors and the minors set a career-high total.
- Made his MLB debut on 8/13 at WSH after the Braves selected his contract from the G-Braves the day before...Allowed three hits and a run over 1.0 inning.
- Allowed four runs, earned, one hit and three walks in his other MLB appearance, 8/17 vs. MIN.
- Began the season with Double-A Mississippi... Promoted to Triple-A Gwinnett on 7/29.
- Left the M-Braves with a 19.1-inning scoreless streak over 12 games from 6/23-7/27...Collected two wins and converted all three of his saves chances during his run...Tossed 7.0 more scoreless innings with the G-Braves, 7/30-8/7, prior to his selection to Atlanta's active roster.
- Compiled a 1.97 ERA (16 ER/73.0 IP) in 43 games between the G-Braves and the M-Braves...Went more than 1.0 inning in 30 of his appearances in the minors.

## 2015

- Split his third professional campaign between Double-A Mississippi and Triple-A Gwinnett, combining to go 4-6 with a 5.18 ERA (56 ER/97.1 IP) over 34 games (15 starts).
- The 34 games tied for 10th most among Atlanta minor leaguers.
- Opened the season in Mississippi's rotation and went 2-6 with a 5.63 ERA in 15 starts.

## CAREER HIGHS

Most IP

**1.0, 8/13/16 at WSH**

Most Runs Allowed

**4, 8/17/16 vs. MIN**

Most ER Allowed

**4, 8/17/16 vs. MIN**

Most Hits Allowed

**3, 8/13/16 at WSH**

Most HRs Allowed

**None**

Most Walks

**3, 8/17/16 vs. MIN**

Most Strikeouts

**1, 8/13/16 at WSH**

Longest Winning Streak

**None**

Longest Losing Streak

**None**

- Made nine relief appearances with the M-Braves and pitched to a 2.25 ERA (3 ER/12.0 IP) before moving to Gwinnett on 8/6.
- On the season, compiled a 4.00 ERA (12 ER/27.0 IP) in relief, spanning his final 19 appearances of the season.
- Earned his first two professional saves, first on 7/19 vs. Jacksonville (2.0 IP, 3 H, 1 R) and again on 7/25 vs. Mobile (1.0 IP, 3 H, 1 R, 1 SO).

2014

- Entered the season ranked by *Baseball America* as the sixth-best prospect in the organization.
- In his second professional season, earned Braves organizational Pitcher of the Year honors after ranking second among all Braves minor league pitchers in wins (11), fifth in innings pitched (148.1), eighth in ERA (3.58) and 10th in WHIP (1.31).
- His 3.58 ERA ranked as the sixth-best ERA in the Southern League.

2013

- Joined Single-A Rome in early July after being selected in the first round of the First-Year Player Draft and went 1-1 with a 0.67 ERA in nine appearances.
- Compiled 2.0 scoreless innings in his professional debut, 7/5 vs. Asheville.

AMATEUR

- Played two seasons (2011-13) of baseball at Oklahoma State University, going 7-6 with a 2.78 ERA (42 ER/136.0 IP) in 26 games (20 starts), with 96 strikeouts.
- Garnered All-Big 12 Second Team honors after going 6-5 with a 2.79 ERA (33 ER/106.1 IP) in 16 starts in 2013.
- Missed the 2012 season recovering from "Tommy John" surgery performed on his right elbow by Dr. John Conway in Dallas, Texas on 8/16/11.
- Was named first-team all-state during his senior season at Trinity Christian High School (Texas), going 11-2 with a 2.47 ERA and 123 strikeouts in 70.0 innings pitched.

TRANSACTIONS

- Selected by the Atlanta Braves in the first round (31st overall) of the 2013 First-Year Player Draft... Signed by Gerald Turner

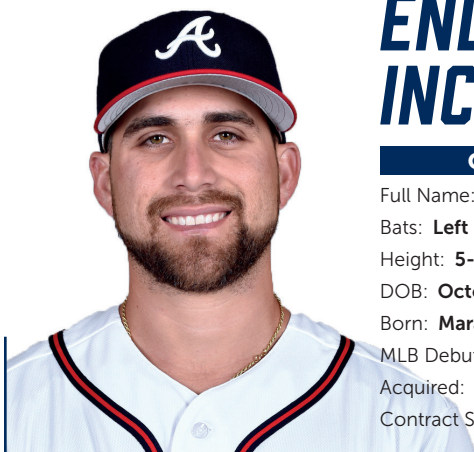
COMPLETE RECORD

Year	Club	W-L	ERA	G	GS	CG	SHO	SV	IP	H	R	ER	HR	HB	BB	SO	WP	BK
2013	Rome	1-1	0.67	9	9	0	0	0	27.0	20	9	2	1	1	10	15	4	0
2014	Mississippi	11-7	3.58	27	26	1	1	0	148.1	151	70	59	5	7	43	83	6	0
2015	Mississippi	3-6	5.14	24	15	0	0	2	82.1	111	52	47	3	0	32	60	2	0
	Gwinnett	1-0	5.40	10	0	0	0	0	15.0	16	9	9	2	1	5	5	0	0
2016	Mississippi	3-2	2.05	35	0	0	0	3	57.0	42	16	13	0	3	23	42	6	1
	Gwinnett	0-0	1.69	8	0	0	0	0	16.0	15	3	3	0	2	8	8	0	0
	Atlanta	0-0	33.75	2	0	0	0	0	1.1	4	5	5	0	0	3	1	1	0
Minor Totals		19-16	3.46	113	50	1	1	5	345.2	355	159	133	11	14	121	213	18	1
Major Totals		0-0	33.75	2	0	0	0	0	1.1	4	5	5	0	0	3	1	1	0

Bold indicates led league; #Injury rehabilitation assignment

MAJOR LEAGUE FIELDING RECORD

Position	PCT	G	PO	A	E	TC	DP
Pitcher	1.000	2	1	0	0	1	0



# ENDER INCIARTE

# 11

## OUTFIELDER

Full Name: **Ender David Inciarte**

Bats: **Left**

Throws: **Left**

Height: **5-11**

Weight: **190**

DOB: **October 29, 1990**

Opening Day Age: **26**

Born: **Maracaibo, Venezuela**

Resides: **Maracaibo, Venezuela**

MLB Debut: **May 2, 2014**

MLB Service Time: **2.157**

Acquired: **Acquired from Arizona on December 8, 2015**

Contract Status: **Signed through 2021 (option for 2022)**

## CAREER HIGHLIGHTS

- Earned his first career **Gold Glove** award in 2016.
- Finished fifth in the 2014 National League Rookie of the Year balloting.
- Since the start of the 2014 season, has 34 outfield assists, the fifth-most in baseball and just four off the leader...In that same time span, has tallied 64 defensive runs saved, the third most among all outfielders.
- Signed a five-year contract extension on December 23, 2016...The contract runs through the 2021 season with a club option for 2022.

## 2016

- In his first season in the Braves organization and his third campaign at the major league level, produced a .291 (152-for-522) batting average with 24 doubles, a team-leading seven triples and 16 stolen bases, and 85 runs scored in 131 games.
- Earned his first **Gold Glove** award following the season...Tied for the lead among all major league centerfielders with four double plays logged... Collected 14 outfield assists, tied for third most in MLB (second in the NL) and four off the lead.
- Opened the year by playing in the teams' first three games of the season (.250, 2-for-8) before landing on the disabled list with a left hamstring strain on 4/9...Missed 26 games before returning to action on 5/7...Batted .227 (52-for-229) in 59 games prior to the All-Star break, before producing one of the top performances in a second-half of a season in Atlanta franchise history (since 1966).
- Produced a .341 (100-for-293) batting average post All-Star break, the 13th highest mark in Atlanta-franchise history (since 1966).

## CAREER HIGHS

Most Runs

**3, 2x, last: 9/17/16 vs. WSH**

Most Hits

**4, 6x, last: 8/24/16 at ARI**

Most Doubles

**2, 2x, last: 8/20/16 vs. WSH**

Most Triples

**1, 14x, last: 9/22/16 at MIA**

Most Home Runs

**2, 9/27/15, ARI at SD**

Most RBI

**4, 4/13/15, ARI at SD**

Most Walks

**3, 5/25/16 vs. MIL**

Most Stolen Bases

**2, 6x, last: 8/31/16 vs. SD**

Longest Hitting Streak

**19 games, 7/19-8/8/16**

- Ranked in the top five in the Majors in several offensive categories after the All-Star break including tied for second in runs scored (59 and with teammate Freddie Freeman), third in hits (100), and fifth in batting average (.341, 100-for-293) and at-bats (293)...His .396 on-base percentage ranked ninth in the Majors.

- Became the first player in Atlanta history to have two hitting streaks of at least 17 games in a single season...Both streaks came post-All-Star break.
- Produced a personal career-high 19-game hitting streak 7/19-8/8...Batted .368 (28-for-76) with a .402 on-base percentage and 14 runs during the 19-game span.
- Hit in 18 consecutive games, 8/19-9/7...Had a .413 (33-for-80) average with nine extra-base hits, a .478 on-base percentage and 18 runs over the stretch.
- Hit safely in 57 of his final 66 games (with an at-bat) of the season, 7/19-10/2...Posted a .341 (95-for-277) mark in those 66 games.
- Returned to the lead-off spot in the lineup on 8/5, and hit .329 (73-for-222) with 45 runs scored in 53 games...His 73 hits in that span ranked third in the National League and fifth in the majors, while his 45 runs scored were third most in MLB.
- Had a career-best 27-game on-base streak, 7/19-8/18...Had a .390 on-base percentage and scored 18 runs during the streak...Reached base at least once in each game via a hit in all but one contest during the 27-game stretch...Led off 8/9's game at MIL with a walk before going 0-for-3 the remainder of the game.
- Finished second on the club with 43 multi-hit games, 32 of which came after the All-Star break...In addition, seven of his eight games with three or more hits came after the All-Star break.
- Matched his career high (sixth time) with four hits (4-for-7) 8/24 at ARI.

## 2015

- Spent his first full season in the Majors in 2015 and hit .303 (159-for-524) with 27 doubles, five triples, six home runs, 21 stolen bases and 73 runs scored in 132 games.
- His .303 batting average ranked ninth in the National League.
- Ranked second among all players with 29 defensive runs saved, trailing only TB's Kevin Kiermaier.
- Had 10 outfield assists, tied for the fourth most among National League outfielders.
- Ranked second in the NL with a .332 average (127-for-383) vs. right-handed pitchers, trailing only the Nationals' Bryce Harper (.335).
- Ranked among NL leadoff hitters in average (3rd, .304), hits (5th, 133), stolen bases (T-5th, 18) and runs scored (6th, 64).

- Led the National League and ranked second in the Majors with a .448 average (13-for-29) with a 3-2 count...Only the Twins' Shane Robinson (.462) had a higher average.
- Was 21-for-31 (67.7%) in stolen base attempts.
- Tied for sixth in the NL with six steals of third base.
- Hit .330 (77-for-233) at Chase Field, the seventh-highest home average in the NL.
- On the 15-day disabled list from 6/16-7/17 with a strained right hamstring. Appeared in seven rehabilitation games with Rookie AZL D-backs and Double-A Mobile.
- Smacked his first career lead-off home run (on the first pitch of his at-bat), 8/22 at CIN.
- Batted in the leadoff spot 116 times and hit .304 (133-for-437) in those games.
- Recorded his first career multi-homer game on 9/27 at SD.
- Batted .310 or higher in four of his six months: .316 (April), .339 (July), .310 (August), .317 in (Sept./Oct.).
- Played 77 games in right field, 47 in left field and 22 in centerfield
- Posted a .802 OPS in the second half, compared to .686 prior to the All-Star Break.
- Notched his first career game-ending hit (single) in the 10th-inning on 4/10 vs. LAD.
- Tied his career high with four RBI on 4/13 at SD.
- Did not strike out in 12 consecutive games from 4/15-28, the longest streak by a D-back since Martin Prado's 14-game stretch from 6/18-7/5/13.
- Matched his career high with four hits on 5/6 (Game 1) at COL.
- Doubled in five straight games, 7/22-26, one shy of ARI's club record set by Conor Jackson.
- Played in his last game of the season on 9/29 due to a contusion on his right ankle.

## 2014

- Finished fifth in the National League Rookie of the Year balloting after hitting .278 (116-for-418) with 18 doubles, four home runs and 27 RBI in 118 games with the D-backs.
- Ranked among NL rookie leaders in runs scored (2nd, 54), hits (2nd, 116), average (3rd, .278), doubles (3rd, 18), stolen bases (3rd, 19), mutli-hit games (3rd, 28) and total bases (4th, 150).
- Record a career-high four hits on three occasions, becoming the first D-backs rookie with at least three four-hit games in a season.

- His 19 stolen bases ranked second on the club's single-season rookie leaderboard, while his 116 hits were seventh and 54 runs were eighth.
- His 86.4 stolen base percentage (19-for-22) ranked second in the NL behind Drew Stubbs (87.0), and also marked the third-highest percentage in team history, trailing Eric Byrnes in 2006 (89.3) and 2007 (87.7)...Was successful in 13 of his final 14 attempts.
- Established a club rookie record with an 18-game hitting streak, 7/31-8/19 (.316, 25-for-79)... The streak was tied for the second-longest by a rookie on the season (also: Jose Abreu, 6/15-7/4).
- Tied for second among NL rookies with 10 outfield assists (B. Hamilton, Marcell Ozuna).
- Batted .294 (95-for-323) in 76 games from the leadoff position.
- Batted .383 (23-for-60) in interleague play, tied for the fifth-best average in the Majors.
- Made his Major League debut on 5/2 at SD and collected his first hit with a single off Dale Thayer.
- Notched his first career RBI with a two-run single on 5/28 vs. SD.
- Clubbed the first home run of his career off Aaron Harang on 7/5 at ATL.
- Batted .312 (34-for-109) in 26 games with Triple-A Reno before being recalled on 4/30.
- Played in 33 games with Zulia in the Venezuelan Winter League...Hit .333 (52-for-156) and earned a Gold Glove for his defensive effort with Zulia.
- Entered 2014 tabbed by *Baseball America* as Arizona's "Fastest Baserunner" and as the "Best Outfield Arm."

## 2013

- Batted .281 (133-for-473) with 17 doubles, five home runs, 25 RBI and 43 stolen bases in 127 games in his first full season at Double-A Mobile.
- Named to the Southern League Mid-Season All-Star team.
- Led the Southern League in stolen bases.
- Began the season with the Phillies after being a Rule 5 selection in December 2012, but did not appear in any games and was returned to the D-backs on 4/4.
- Earned SL Player of the Week honors for 4/29-5/6: .526 (10-for-19) in six games.

## 2012

- Batted .307 (145-for-473) with 28 doubles, 10 triples, two home runs, 47 RBI and 46 stolen bases in 127 games between two Single-A clubs, South Bend and Visalia.

- Named Midwest League Player of the Week, 4/16-23: .619 (13-for-21, six runs, six doubles, one triple, three RBI and four walks in six games).
- Played for Zulia in the Venezuelan Winter League.
- Selected by the Philadelphia Phillies in the Major League phase of the Rule 5 draft (12/6).

## 2011

- Batted .262 (118-for-450) with 19 doubles, one home run, 25 RBI and 26 stolen bases in 116 games with Single-A South Bend.
- Named to the MWL Mid-Season All-Star team.

## 2010

- Appeared in 85 games between Short-Season A Yakima and South Bend, batting .229 (67-for-293) with 13 doubles, seven triples and 23 RBI.

## 2009

- Batted .325 (77-for-237) with 14 doubles, one homer and 22 RBI in 66 games with rookie-level Missoula.

## PERSONAL

- His late father, Astolfo, was an Atlanta Braves fan and encouraged Ender to play and pursue a career in baseball.

## TRANSACTIONS

- Signed by the Arizona Diamondbacks as a non-drafted free agent on May 25, 2008...Signed by Miguel Nava.
- Selected by the Philadelphia Phillies from the Arizona Diamondbacks in the Major League phase of the 2012 Rule 5 Draft on December 6, 2012.
- Returned to the Arizona Diamondbacks from the Philadelphia Phillies as a Rule 5 selection on April 4, 2013.
- On Arizona disabled list (strained right hamstring) from June 16 to July 17, 2015; included injury rehabilitation assignments to AZL D-backs and Mobile (AA).
- Acquired by the Atlanta Braves along with RHP Aaron Blair and INF Dansby Swanson from the Arizona Diamondbacks in exchange for RHP Shelby Miller and LHP Gabe Speier on December 8, 2015.
- Signed a five-year contract extension with the Atlanta Braves on December 23, 2016...The contract runs through the 2021 season with a club option for 2022.



COMPLETE RECORD

Year	Club	AVG	G	AB	R	H	2B	3B	HR	RBI	SH	SF	HP	BB	SO	SB-CS	OBP	SLG	E
2008	DSL D-backs	.300	62	227	36	68	7	0	0	18	3	1	2	27	35	22-6	.377	.330	2
2009	Missoula	.325	66	237	33	77	14	1	1	22	5	1	0	15	40	10-4	.364	.405	6
2010	South Bend	.225	66	227	26	51	9	7	1	20	7	2	3	14	35	5-4	.276	.339	1
	Yakima	.242	19	66	10	16	4	0	0	3	4	1	0	7	17	2-1	.311	.303	1
2011	South Bend	.262	116	450	73	118	19	5	1	25	12	3	2	47	59	26-15	.333	.333	4
2012	South Bend	.293	65	225	36	66	16	5	1	30	5	3	0	31	31	18-4	.375	.422	3
	Visalia	.319	62	248	46	79	12	5	1	17	6	1	2	22	32	28-8	.377	.419	3
2013	Mobile	.281	127	473	68	133	17	3	5	25	8	2	6	27	47	43-8	.327	.362	2
2014	Reno	.312	26	109	22	34	4	2	2	12	0	1	0	10	21	7-2	.367	.440	1
	Arizona	.278	118	418	54	116	18	2	4	27	4	0	0	25	53	19-3	.318	.359	5
2015	Arizona	.303	132	524	73	159	27	5	6	45	2	5	4	26	58	21-10	.338	.408	6
	AZL D-backs#	.400	2	5	1	2	0	0	0	0	0	0	0	1	0	0-0	.500	.400	0
	Mobile#	.300	5	20	3	6	1	1	1	1	0	0	0	3	2	0-0	.391	.600	0
2016	Atlanta	.291	131	522	85	152	24	7	3	29	5	2	4	45	68	16-7	.351	.381	4
	Gwinnett#	.333	2	6	0	2	0	0	0	0	0	0	0	1	0	0-0	.429	.333	0
Minor Totals		.284	618	2293	354	652	103	29	13	173	50	15	15	205	319	161-52	.345	.372	23
Atlanta Totals		.291	131	522	85	152	24	7	3	29	5	2	4	45	68	16-7	.351	.381	4
Major Totals		.292	381	1464	212	427	69	14	13	101	11	7	8	96	179	56-20	.337	.385	15

Bold indicates led league; #Injury rehabilitation assignment

MAJOR LEAGUE FIELDING RECORD

Position	PCT	G	PO	A	E	TC	DP
Center Field	.990	218	574	22	6	602	4
Left Field	.974	94	183	8	5	196	1
Right Field	.967	78	114	4	4	122	1
Outfield	.984	365	871	34	15	920	6

PLAYERS USED IN 2016

The Braves used an MLB-most 60 players in 2016, tied for the most in franchise history with the 2015 team. Since 1900, only one other team used at least 60 players in a season. The 2014 Texas Rangers hold the MLB record with 64 players used.

The Braves used 35 pitchers and 25 hitters in 2016. OF Nick Markakis and 1B Freddie Freeman led the position players with 158 games played, while RHP Jim Johnson made a team-high 65 appearances. RHP Julio Teheran led the club with 30 starts.

Five Braves played over 100 games in 2016. Those players are below.

Player	Games
Freddie Freeman	158
Nick Markakis	158
Adonis Garcia	134
Ender Inciarte	131
Jace Peterson	115



# LUKE JACKSON

# 70

## RIGHT-HANDED PITCHER

Full Name: **Luke Ray Jackson**

Bats: **Right**

Throws: **Right**

Height: **6-2**

Weight: **210**

DOB: **August 24, 1991**

Opening Day Age: **25**

Born: **Ft. Lauderdale, FL**

Resides: **Southwest Ranches, FL**

MLB Debut: **September 4, 2015** MLB Service Time: **0.088**

Acquired: **Acquired from Texas, December 8, 2016**

Contract Status: **Signed through 2017**

## 2016

- Split the season between Texas, the 15-day disabled list and the minor leagues, appearing in eight games for the Rangers.
- Also played with Double-A Frisco and Triple-A Round Rock.
- Began the year on the 15-day DL with back stiffness...Reinstated on 4/13 and optioned that day to Round Rock.
- Returned to Texas on 5/16 until returning to Round Rock on 6/9...Also up from 6/22-7/3.
- Spent the remainder of the season with Frisco, striking out better than a batter per inning (32 SO/241. IP).
- For the minor league season, compiled a 1-1 record and a 3.69 ERA (19 ER/46.1 IP) in 36 games out of the bullpen...Also had three saves.

## 2015

- Made his MLB debut after spending the majority of the season with Triple-A Round Rock.
- Pitched 0.2 innings at LAA on 9/4 in his MLB debut...Allowed two runs, earned, and two hits.
- Did not allow a run in five of his following six appearances to close out the season for TEX.
- Began the season in the Round Rock rotation before moving to the bullpen for his final 34 games...Went 0-2 with a 3.68 ERA (21 ER/47.0 IP) as a reliever.

## 2014

- Named a Texas League All-Star after going 8-2 with a 3.02 ERA in 15 games, 14 starts for Double-A Frisco.
- Made his Triple-A debut on 6/30, and finished the season with Round Rock.

## CAREER HIGHS

Most IP

**2.1, 2x, last: 6/1/16, TEX at CLE**

Most Runs Allowed

**6, 7/2/16, TEX at MIN**

Most ER Allowed

**6, 7/2/16, TEX at MIN**

Most Hits Allowed

**5, 7/2/16, TEX at MIN**

Most HRs Allowed

**1, 5x, last: 7/2/16, TEX at MIN**

Most Walks

**2, 3x, last: 7/2/16, TEX at MIN**

Most Strikeouts

**2, 2x, last: 9/16/15, TEX vs. HOU**

Longest Winning Streak

**None**

Longest Losing Streak

**None**

## 2013

- Split the year between Double-A Frisco and Single-A Myrtle Beach, earning the Nolan Ryan Minor League Pitcher of Year award.
- Named a Carolina League All-Star after going 9-4 with a 2.41 ERA (27 ER/101.0 IP) in 19 starts for the Pelicans.

2012

- Tossed his only professional complete game for Single-A Hickory in his last start for the Crawdads...Went 5.0 innings to suffer a 4-0 loss in a rain-shortened game.
- Finished the season with Single-A Myrtle Beach.

2011

- Made his professional debut with single-A Hickory.
- Allowed four runs in 4.0 innings his debut at Rome on 5/20.

AMATEUR

- Selected out of Calvary Christian High School in Fort Lauderdale, Fla., after going 8-0 with a 0.90 ERA his senior year, compiling 87 strikeouts with three shutouts and two saves...Added two home runs and 21 RBI at the plate.

PERSONAL

- His father, Edward, played football at Florida State, while his mother, Kim, ran track at University of Louisville.
- Played soccer and football in his youth and did not begin pitching until the ninth grade.

TRANSACTIONS

- Selected by the Texas Rangers in the supplemental round (45th overall) of the 2010 First-Year Player Draft...Signed by Juan Alvarez.
- On Texas' disabled list (back stiffness) from March 25 to April 13, 2016; included injury rehabilitation assignment to Round Rock (AAA).
- Acquired by the Atlanta Braves from the Texas Rangers in exchange for RHP Tyrell Jenkins and RHP Brady Feigl on December 8, 2016

COMPLETE RECORD

Year	Club	W-L	ERA	G	GS	CG	SHO	SV	IP	H	R	ER	HR	HB	BB	SO	WP	BK
2011	Hickory	5-6	5.64	19	19	0	0	0	75.0	83	57	47	9	4	48	78	12	1
2012	Hickory	5-5	4.92	13	13	1	0	0	64.0	63	37	35	4	5	33	72	5	1
	Myrtle Beach	5-2	4.39	13	13	0	0	0	65.2	67	35	32	2	4	32	74	4	0
2013	Myrtle Beach	9-4	2.41	19	19	0	0	0	101.0	79	30	27	6	3	47	104	6	0
	Frisco	2-0	0.67	6	4	0	0	0	27.0	13	2	2	0	0	12	30	3	0
2014	Frisco	8-2	3.02	15	14	0	0	1	83.1	58	28	28	5	4	24	83	8	1
	Round Rock	1-3	10.35	11	10	0	0	0	40.0	56	49	46	9	2	28	43	2	0
2015	Round Rock	2-3	4.34	39	5	0	0	0	66.1	62	37	32	3	1	35	79	11	0
	Texas	0-0	4.26	7	0	0	0	0	6.1	5	3	3	1	0	2	6	1	0
2016	Round Rock	1-0	2.45	16	0	0	0	2	22.0	13	7	6	2	1	15	27	1	0
	Texas	0-0	10.80	8	0	0	0	0	11.2	22	14	14	4	0	8	3	0	0
	Frisco	0-1	4.81	20	0	0	0	1	24.1	27	18	13	4	2	17	32	5	0
Minor Totals		38-26	4.24	171	97	1	0	4	568.2	521	300	268	44	26	291	622	57	3
Major Totals		0-0	8.50	15	0	0	0	0	18.0	27	17	17	5	0	10	9	1	0

Bold indicates led league; #Injury rehabilitation assignment

MAJOR LEAGUE FIELDING RECORD

Position	PCT	G	PO	A	E	TC	DP
Pitcher	1.000	15	0	1	0	1	0



# JIM JOHNSON

# 53

## RIGHT-HANDED PITCHER

Full Name: **James Robert Johnson**

Bats: **Right**

Throws: **Right**

Height: **6-6**

Weight: **250**

DOB: **June 27, 1983**

Opening Day Age: **33**

Born: **Johnson City, NY**

Resides: **Bradenton, FL**

MLB Debut: **July 29, 2006**

MLB Service Time: **8.161**

Acquired: **Signed as a free-agent on December 4, 2015**

Contract Status: **Signed through 2018**

## CAREER HIGHLIGHTS

- Led the AL in saves in back-to-back seasons, collecting 51 saves in 2012 and 50 rescues during the 2013 season...Became just the second pitcher in MLB history to record back-to-back 50-save seasons, joining LAD's Eric Gagne (2002-03).
- Named an AL All-Star in 2012

## 2016

- Recorded his third 20-save season, converting 20 of 23 opportunities while compiling a career-best 68 strikeouts...Was one of 18 National League relievers to strike out better than a batter per inning pitched (minimum 64.0 IP).
- His 9.5 K/9 ratio was a career-best...His previous high was 7.5 in 2010.
- Began the season in a setup role, before becoming the team's closer when RHP Aroldys Vizcaino went to the 15-day disabled list on 7/16...His .870 save percentage was his best since closing a career-best 51 games in 54 chances (.944) in 2012.
- Spent 23 games on the 15-day disabled list, 5/10-6/3, with a right groin strain...Compiled an 0-4 record and a 7.90 ERA (12 ER/13.2 IP) in 15 games prior to landing on the disabled list.
- In 50 games after returning from the DL, went 2-2 with all 20 of his saves and a 1.76 ERA (10 ER/51.0 IP)...Among relievers with at least 40.0 innings over that stretch (6/3-end of the season), Johnson's 1.76 ERA was sixth best in the majors.
- His 18 saves after the All-Star break tied for eighth most in the NL and two off the lead...His 94.7 (18-for-19) save percentage over that time was third best in baseball among qualifiers...The only qualifiers to not blow a save chance after the break were Zach Britton and Craig Kimbrel.

## CAREER HIGHS

Most IP

**2.1, 2x, last: 6/1/16, TEX at CLE**

Most Runs Allowed

**6, 7/2/16, TEX at MIN**

Most ER Allowed

**6, 7/2/16, TEX at MIN**

Most Hits Allowed

**5, 7/2/16, TEX at MIN**

Most HRs Allowed

**1, 5x, last: 7/2/16, TEX at MIN**

Most Walks

**2, 3x, last: 7/2/16, TEX at MIN**

Most Strikeouts

**2, 2x, last: 9/16/15, TEX vs. HOU**

Longest Winning Streak

**None**

Longest Losing Streak

**None**

- Among Braves pitchers with as many post All-Star break save opportunities as Johnson, only Craig Kimbrel (2013) and John Smoltz (2002) had better second-half save percentages...Both went 24-for-25 (96%).
- Appeared in his 500th career game with 1.1 IP on 5/6 vs. ARI.
- Made his eighth Opening Day roster.

- Named the NL Player of the Week for the week ending July 31... Tied for the MLB lead in saves, converting each of his four save opportunities while not allowing a run over his 4.0 innings pitched...Held opponents to just one hit and two walks last week while striking out five.
- Struck out at least one batter in a career-best 15 straight games, 7/23-8/25 (21 total).
- Eight of his 20 saves came in a one-run decision.
- Collected his second career at-bat, 9/7 at WSH... He struck out.
- Signed a two-year major league contract for 2017 and 2018 on 10/2.

## 2015

- Opened the 2015 campaign with Atlanta after signing a one-year contract with the Club in December 2014.
- Was acquired by the Los Angeles Dodgers along with four other players (all Braves) in a three-team, 13-player trade on July 30, 2015, and spent the final two months of the year with LAD.
- Combined to go 2-6 with 10 saves, 25 holds and a 4.46 ERA in 72 total appearances between the two clubs.
- Ranked sixth in the National League in holds (25) and tied for 13th with 72 appearances (two shy of his career high 74 set in 2013 while with Baltimore).
- Made 17 consecutive scoreless outings (17.2 IP), 6/9-7/17...Went 1-0 with four saves and six holds over the span that ended with a run on 7/20.
- During his final 21 games with Atlanta, allowed just two earned runs in 21.2 innings pitched for a 0.83 ERA.
- Went 0-3 and had a 10.13 ERA (21 ER/18.2 IP) in 23 games for LAD.

## 2014

- In his 14th professional season and eighth Major League season, played for the Oakland Athletics and Detroit Tigers, tallying 54 games and 53.1 innings with a 5-2 record and a 7.09 ERA between the two clubs.
- Also made four appearances for Tigers' Triple-A club, Toledo Mudhens (0-1, 3.86).
- Opened the season with OAK and went 4-2 with two saves and a 7.14 ERA over 38 appearances.
- Designated for assignment by OAK on 7/24.
- Signed by Detroit to a minor league contract on 8/5 and was assigned to Toledo (AAA).
- Made his Tigers debut on 8/17 vs. SEA (0.2 IP, 2 H, 3 R, 1 ER, 1 BB, 1 K).

## 2013

- Led the American League and tied ATL's Craig Kimbrel for the Major League-lead with 50 saves.
- Also led the majors with 51 saves in 2012 and became the second pitcher in ML history to lead the majors in saves in back-to-back seasons...The first was Rollie Fingers, who did it with San Diego in 1977 and 1978.
- Became one of just two pitchers to lead the AL in saves in back-to-back seasons since 1986 (Francisco Rodriguez, 2005-06).
- Became the second reliever in Major League history with back-to-back 50-save seasons, joining LAD's Eric Gagne (2002-03)...Mariano Rivera is the only other reliever with two 50-save seasons in his career (2001, 04).
- His 50 saves in 2013 tied for sixth-most in AL history and were second most in Baltimore history to his record of 51 in 2012.
- Was 3-8 with a 2.94 ERA in career-high 74 appearances...The appearances ranked sixth in the AL and seventh in Orioles history.
- Was charged with a career-high and ML leading nine blown saves and his save percentage of 84.7% ranked 10th in the AL...The blown saves tied the Baltimore record (Don Aase, 1986; Mike Timlin, 1999).
- Opponents grounded into 17 double plays, which were the most in the majors among relievers and a career high...They were second most in Baltimore history by a reliever (Doug Sisk, 21 in 1988).
- Had seven hit batters which tied the Baltimore record for a reliever.
- Allowed just three extra base hits (one double, two home runs) to right-handed batters
- Surrendered five home runs, all solo shots.
- Compiled a 0.64 ERA in 14 games in April and converted each of his 10 save opportunities... Tied for the ML lead in saves in the first month of the season, then logged a 9.75 ERA in 12 appearances in May.
- Converted each of his first 14 save chances and had a 0.95 ERA over his first 19 games before he was charged with his first blown save 5/14 against SD...That snapped a streak of 35 consecutive saves dating back to 7/30/12... It was the longest consecutive save streak in Baltimore history, breaking the previous mark of 34 set by Randy Myers (5/6-9/27/97).
- Became the all-time Oriole Park at Camden Yards saves leader with his 44th, 6/16 vs. BOS.



- Collected his 100th save 6/30 against NYY.
- Finished June with 11 saves, which tied for the ML lead and tied the Orioles record for the month (Gregg Olson, 1993).
- Credited with his 40th save of the season 8/23 against OAK to become the first Oriole with two 40-save seasons.

## 2012

- Set BAL's single-season record and led the majors with 51 saves, becoming the fifth different reliever in American League history to post a 50-save season.
- Also set club record with 63 games finished.
- Made his first career All-Star team (1.0 IP, 1 SO)...
- Was named MLB Delivery Man of the Month for May after posting a 1.42 ERA and nine saves.
- Broke the club single-season save record on 9/21 at BOS with his 46th, passing Randy Myers (45 in 1997).
- Became the second fastest to 30 saves in O's history reaching it in his 95th game, 7/22 at CLE... The previous franchise best was by Lee Smith, who did it in his 87th game, 7/14/97.

## 2012 POSTSEASON

- Pitched a scoreless ninth to close out the O's 5-1 win at Texas in the American League Wild Card Game...Went 0-1 with two saves and a 10.38 ERA in four games in the ALDS against NYY.

## 2011

- Set career-highs in wins (6), innings pitched (91.0) and strikeouts (58).
- Ranked among American League relief leaders in innings pitched (2nd), wins (T-3rd), groundball/flyball ratio and groundball percentage (6th), games (T-7th) and walks per nine innings (10th).

## 2010

- Was limited to 26 games and 26.1 innings due to injury.
- Opened the season with the Orioles, compiling a 6.52 ERA in 10 games in April before being optioned to Triple-A Norfolk on 5/1.
- Picked up his only save of the season, 4/18 at OAK, one of four different O's pitchers to have a save in the team's first four wins of the year...The O's were third Major League team since the save became an official statistic in 1969 to accomplish that feat.
- Recalled from Triple-A Norfolk on 5/28 and placed on the 15-day disabled list with a right elbow inflammation...Transferred to the 60-day DL on 7/21...Reinstated from the DL on 8/27.

## 2009

- Went 10-for-16 in save opportunities, going 8-for-11 after becoming primary closer on 7/31.
- Allowed eight home runs after not allowing any in 2008.
- Earned his first save of the season on 4/14 at TEX with 2.0 scoreless innings.

## 2008

- Began the season with Triple-A Norfolk...Recalled 4/11 and made his first appearance 4/13 at TB
- Finished sixth among American League rookies with 54 appearances despite missing the last five weeks of the season.
- Earned his first Major League win on 6/2 vs. BOS.
- Notched his first save 4/19 with a season-high 3.1 scoreless innings vs. NYY.
- Posted a 2.23 ERA in 54 games before his season was cut short on 9/1 with right shoulder impingement syndrome.
- Placed on the disabled list 9/8, retroactive to 9/1.

## 2007

- Spent the majority of the season at Triple-A Norfolk, but did make one relief appearance in two brief stints with BAL.
- Recalled 4/24 and made one appearance on 4/25 vs. BOS (2.0 IP, 2 ER, 3 H) before being optioned to Norfolk on 4/29.
- Recalled again on 8/23; optioned to Norfolk on 8/24.
- Went 6-12 with a 4.07 ERA in 26 games, including 25 starts, for Norfolk.
- Tied for second in the International League in losses, but also ranked among the league leaders in complete games (T6th), starts (T8th) and innings pitched (T10th).

## 2006

- Recalled from Double-A Bowie on 7/29 to make one start for the Orioles, a 13-11 loss to CWS in his Major League debut (3.0 IP, 13 baserunners).
- Optioned back to Bowie the next day.
- Led Bowie in wins (13), innings pitched (156.0) and strikeouts (124) and tied for the lead with 26 starts.
- Topped Orioles farmhands in wins for the second straight season...Also tied for second in innings pitched and finished fifth in strikeouts.
- Named to the Eastern League All-Star team, where he pitched a scoreless inning in relief to preserve the South's lead, allowing a hit and striking out one batter.

## MINOR LEAGUE HIGHLIGHTS

- Named Carolina League Pitcher of the Year and earned the Jim Palmer Prize as the top pitcher in the Orioles farm system in **2005**...Led the league in strikeouts (168), tied for second in wins (12), ranked third in ERA (3.49) and fourth in innings pitched (159.2)...Led Orioles minor leaguers in wins (12) and strikeouts (174) and was eighth among all minor leaguers in strikeouts.

## PERSONAL

- He and his wife Elizabeth have three children; daughters, Abigail and Charlie, and son, Levi.
- Was the Atlanta Braves nominee for the 2016 Roberto Clemente Award.
- Grew up in Endicott, N.Y. and is a 2001 graduate of Union-Endicott (N.Y.) HS...He had his high school jersey retired following the 2010 season.



## CAREER TRANSACTIONS

- Selected by the Baltimore Orioles in the fifth round (143rd overall) in the 2001 First-Year Player Draft...Signed by Jim Howard.
- On Baltimore disabled list (right shoulder impingement) from September 1, 2008 to the end of the season.
- On Baltimore disabled list (right elbow inflammation) from May 28 to August 27, 2010; included injury rehabilitation assignments to the GCL Orioles, Bowie (AA) and Frederick (High-A).
- Acquired by the Oakland Athletics from the Baltimore Orioles in exchange for INF Jemile Weeks and a player to be named later (C David Freitas) on December 2, 2013.
- Signed by the Detroit Tigers to a minor league contract on August 7, 2014.
- Signed by the Atlanta Braves to a one-year contract on December 4, 2014.
- Acquired by the Los Angeles Dodgers along with LHPs Alex Wood and Luis Avilan, RHP Bronson Arroyo and minor-league INF Jose Peraza in a 13-player, three-team trade, in exchange for Atlanta acquiring INF Hector Olivera, LHP Paco Rodriguez and minor-league RHP Zachary Bird and Miami's 2016 Competitive Balance Lottery Selection on July 30, 2015.
- Signed by the Atlanta Braves to a one-year contract on December 1, 2015.
- On Atlanta disabled list (right groin strain) from May 10 to June 3, 2016; included rehabilitation assignment to Triple-A Gwinnett and Single-A Rome.
- Signed a two-year contract extension on October 2, 2016.

## COMPLETE RECORD

Year	Club	W-L	ERA	G	GS	CG	SHO	SV	IP	H	R	ER	HR	HB	BB	SO	WP	BK
2001	GCL Orioles	0-1	3.86	7	4	0	0	0	18.2	17	10	8	3	2	7	19	1	0
2002	Bluefield	4-2	4.37	11	9	0	0	0	55.2	52	36	27	5	3	16	36	1	1
2003	Bluefield	3-2	3.68	11	11	0	0	0	51.1	62	24	21	2	4	18	46	4	1
2004	Delmarva	8-7	3.29	20	17	0	0	0	106.2	97	44	39	9	9	30	93	6	0
	Frederick	0-0	9.00	1	1	0	0	0	3.0	6	4	3	0	0	1	6	1	0
2005	Frederick	12-9	3.49	28	27	2	0	1	159.2	139	77	62	11	19	64	<b>168</b>	5	1
	Bowie	0-0	0.00	1	1	0	0	0	7.0	3	0	0	0	1	2	6	0	0
2006	Bowie	13-6	4.44	27	26	0	0	0	156.0	165	80	77	13	11	57	124	6	0
	Baltimore	0-1	24.00	1	1	0	0	0	3.0	9	8	8	1	1	3	0	0	0
2007	Norfolk	6-12	4.07	26	25	2	0	0	148.0	164	79	67	15	12	48	109	6	0
	Baltimore	0-0	9.00	1	0	0	0	0	2.0	3	2	2	0	0	2	1	0	0
2008	Norfolk	0-1	2.25	1	1	0	0	0	4.0	2	1	1	0	1	1	2	0	0
	Baltimore	2-4	2.23	54	0	0	0	1	68.2	54	18	17	0	3	28	38	1	1
2009	Baltimore	4-6	4.11	64	0	0	0	10	70.0	73	32	32	8	3	23	49	2	1
2010	Baltimore	1-1	3.42	26	0	0	0	1	26.1	32	11	10	2	1	5	22	4	0
	Norfolk	0-0	0.00	1	0	0	0	0	1.0	1	0	0	0	0	0	0	0	0
	GCL Orioles#	0-0	6.75	4	4	0	0	0	4.0	5	3	3	1	0	1	5	0	0
	Bowie#	0-0	1.80	4	1	0	0	0	5.0	2	1	1	1	0	0	6	0	0
	Frederick#	0-0	3.00	2	0	0	0	0	3.0	6	1	1	0	0	0	1	0	0
2011	Baltimore	6-5	2.67	69	0	0	0	9	91.0	80	30	27	5	2	21	58	2	1
2012	Baltimore	2-1	2.49	71	0	0	0	<b>51</b>	68.2	55	21	19	3	3	15	41	1	0
2013	Baltimore	3-8	2.94	74	0	0	0	<b>50</b>	70.1	72	26	23	5	7	18	56	2	0
2014	Oakland	4-2	7.14	38	0	0	0	2	40.1	60	33	32	5	3	23	28	4	0
	Toledo	0-1	3.86	4	0	0	0	0	4.2	4	3	2	0	0	1	2	1	0
	Detroit	1-0	6.92	16	0	0	0	0	13.0	9	13	10	0	3	12	14	0	0
2015	Atlanta	2-3	2.25	49	0	0	0	9	48.0	45	14	12	2	1	14	33	2	0
	Los Angeles (NL)	0-3	10.13	23	0	0	0	1	18.2	32	22	21	3	4	6	17	1	0
2016	Atlanta	2-6	3.06	65	0	0	0	20	64.2	57	23	22	3	3	20	68	6	0
	Rome#	0-0	0.00	1	1	0	0	0	1.0	1	0	0	0	0	0	2	1	0
	Gwinnett#	0-0	0.00	2	0	0	0	0	2.0	2	0	0	0	0	0	1	0	0
<b>Minor Totals</b>		<b>46-41</b>	<b>3.84</b>	<b>151</b>	<b>128</b>	<b>4</b>	<b>0</b>	<b>1</b>	<b>730.2</b>	<b>728</b>	<b>363</b>	<b>312</b>	<b>60</b>	<b>62</b>	<b>246</b>	<b>626</b>	<b>32</b>	<b>3</b>
<b>A.L. Totals</b>		<b>23-28</b>	<b>3.57</b>	<b>414</b>	<b>1</b>	<b>0</b>	<b>0</b>	<b>124</b>	<b>453.1</b>	<b>447</b>	<b>194</b>	<b>180</b>	<b>29</b>	<b>26</b>	<b>150</b>	<b>307</b>	<b>16</b>	<b>3</b>
<b>N.L. Totals</b>		<b>4-12</b>	<b>3.77</b>	<b>137</b>	<b>0</b>	<b>0</b>	<b>0</b>	<b>30</b>	<b>131.1</b>	<b>134</b>	<b>59</b>	<b>55</b>	<b>8</b>	<b>8</b>	<b>40</b>	<b>118</b>	<b>9</b>	<b>0</b>
<b>Atlanta Totals</b>		<b>4-9</b>	<b>2.72</b>	<b>114</b>	<b>0</b>	<b>0</b>	<b>0</b>	<b>29</b>	<b>112.2</b>	<b>102</b>	<b>37</b>	<b>34</b>	<b>5</b>	<b>4</b>	<b>34</b>	<b>101</b>	<b>8</b>	<b>0</b>
<b>Major Totals</b>		<b>27-40</b>	<b>3.62</b>	<b>551</b>	<b>1</b>	<b>0</b>	<b>0</b>	<b>154</b>	<b>584.2</b>	<b>581</b>	<b>253</b>	<b>235</b>	<b>37</b>	<b>34</b>	<b>190</b>	<b>425</b>	<b>25</b>	<b>3</b>

Bold indicates led league; #Injury rehabilitation assignment

## WILD CARD GAME RECORD

Year	Club, Opp.	W-L	ERA	G	GS	CG	SHO	SV	IP	H	R	ER	HR	HB	BB	SO	WP	BK
2012	Bal. at Tex.	0-0	0.00	1	0	0	0	0	1.0	2	0	0	0	0	1	0	0	0

## DIVISION SERIES RECORD

Year	Club, Opp.	W-L	ERA	G	GS	CG	SHO	SV	IP	H	R	ER	HR	HB	BB	SO	WP	BK
2012	Bal. vs. NYY	0-1	10.38	4	0	0	0	2	4.1	6	6	5	2	0	0	4	0	0

## ALL-STAR GAME RECORD

Year	Club, Site	W-L	ERA	G	GS	CG	SHO	SV	IP	H	R	ER	HR	HB	BB	SO	WP	BK
2012	A.L., KC	0-0	0.00	1	0	0	0	0	1.0	0	0	0	0	0	0	1	0	0

## MAJOR LEAGUE FIELDING RECORD

Position	PCT	G	PO	A	E	TC	DP
Pitcher	.955	551	36	90	6	132	8



# MICAH JOHNSON

INFIELDER

Full Name: Micah D. Johnson

Bats: **Left**

Throws: **Right**

Height: **6-0**

Weight: **200**

DOB: **December 18, 1990**

Opening Day Age: **26**

Born: **Indianapolis, IN**

Resides: **Indianapolis, IN**

MLB Debut: **April 6, 2015**

MLB Service Time: **0.083**

Acquired: **Acquired from Los Angeles (NL), January 13, 2017**

Contract Status: **Signed through 2017**

## 2016

- Played at two different levels during the 2016 campaign, including appearing in seven games for the Los Angeles Dodgers.
- Played in two games for Triple-A Oklahoma before being recalled by Los Angeles on 4/9... Went 0-for-3 in two games before returning to Oklahoma on 4/10.
- Returned to the Major League level on 9/19 and went 1-for-3 (.333) in five games.
- Posted a .261 (121-for-464) batting average with 23 doubles, five home runs, 37 RBI, 26 stolen bases and 72 runs scored in 120 games with Oklahoma.
- Led Oklahoma City with 121 hits, 28 stolen bases and 72 runs scored.
- Had a season high four hits in his last contest with Oklahoma on 9/5.
- Recorded two, two steal games, 4/7 and 5/8.

## 2015

- Made his Major League debut on Opening Day (4/6) and appeared in 36 games in his first season with the Chicago White Sox...Spent the majority of the season with Triple-A Charlotte.
- Was the Chicago White Sox Opening Day second baseman 4/6 at KC...Singled off Yordano Ventura in the sixth inning for his first career hit.
- Made 32 starts at second base for the White Sox, compiling a .978 fielding percentage.
- Stole his first career base on 4/19 at DET.
- Optioned to Triple-A Charlotte on 5/14 and batted .315 (98-for-311) with eight home runs, 17 doubles, three triples, 36 RBI, 54 runs scored and 28 stolen bases in 78 games before being recalled on 9/8.
- Tied for fifth in the International League in steals.

## CAREER HIGHS

Most Runs

**2, 2x, last: 5/6/15, CWS vs. DET**

Most Hits

**3, 5/6/15, CWS vs. DET**

Most Doubles

**1, 4x, last: 9/13/15, CWS vs. MIN**

Most Triples

**None**

Most Home Runs

**None**

Most RBI

**1, 4x, last: 9/19/15, CWS at CLE**

Most Walks

**3, 9/14/15, CWS vs. OAK**

Most Stolen Bases

**1, 3x, last: 5/12/15, CWS at MIL**

Longest Hitting Streak

**7 games, 4/18-24/15**

- Entered the season rated by *Baseball America* as the No. 4 prospect and the "Fastest Baserunner" in the Chicago system.
- Following the season, underwent a left knee plica excision performed by Dr. Charles Bush-Joseph on 10/1 in Chicago, Ill.

## 2014

- Combined to hit .294 (123-for-419) with 19 doubles, six triples, five homers, 44 RBI, 48 runs and 22 steals in 102 games between Double-A Birmingham and Triple-A Charlotte.
- Selected to play in the MLB All-Star Futures Game.
- Opened the 2014 campaign with Birmingham and hit safely in 30 of 37 games..Was transferred to Triple-A Charlotte on 5/13.
- Was on the Knights disabled list from 5/24-6/8 with a strained left hamstring and again from 8/18 through the remainder of the season with the same injury.
- Entered the season rated by *Baseball America* as the No. 6 Prospect in the White Sox organization... Also tabbed by the same publication as the "Fastest Baserunner" in the system.

## 2013

- Combined to hit .312 (167-for-536) with 24 doubles, 15 triples, seven home runs, 58 RBI, 106 runs scored and 84 stolen bases over 131 games between Single-A Kannapolis, High-A Winston Salem and Double-A Birmingham.
- Led all of MiLB with 84 stolen bases... Honored by Chicago with a commemorative base on 9/18 for leading the minor leagues in stolen bases.
- Led the White Sox organization in hits (167), triples (15) and stolen bases.
- Named to the Single-A South Atlantic League mid- and post-season All-Star teams.
- Honored as the Topps Single-A All-Star at second base.
- Transferred to Birmingham on 8/29 and helped lead the team to the Southern League title.
- Batted .368 (14-for-38) with seven RBI over 10 games in the SL playoffs to win Championship Series Most Valuable Player honors.
- Tabbed by *Baseball America* as the "Best Baserunner" in the South Atlantic League.

- Appeared in six games with Glendale in the Arizona Fall League, hitting .320 with three doubles, one triple, six RBI, six runs and three stolen bases before undergoing surgery to reposition a nerve in his right elbow.

## 2012

- Led rookie-advanced Great Falls in hits (74), triples (5), total bases (106), walks (43), stolen bases (19), runs scored (49) and games played (69) to earn a selection as a Pioneer League post-season All-Star in his first professional season.
- Ranked by *Baseball America* as the "Fastest Baserunner" in the White Sox 2012 draft class.

## AMATEUR

- Played collegiately at Indiana University... Was named a preseason All-America selection by *Baseball America* entering his junior season.
- Named Second Team All-Big Ten in 2011.
- Tabbed as Indiana's Best Male Athlete by MaxPreps Baseball in 2009.

## PERSONAL

- Is a 2009 graduate of Park Tudor (Ind.) High School.

## TRANSACTIONS

- Selected by the Chicago White Sox in the ninth round of the 2012 First-Year Player Draft...Signed by Mike Shirley.
- Acquired by the Los Angeles Dodgers from the Chicago White Sox along with RHP Frankie Montas and OF Trayce Thompson in a three-team trade on December 16, 2015...The White Sox received INF Todd Frazier from Cincinnati and the Reds received INF Jose Peraza, OF Scott Schebler and INF Brandon Dixon from Los Angeles.
- Acquired by the Atlanta Braves in exchange for cash considerations on January 13, 2017.



## COMPLETE RECORD

Year	Club	AVG	G	AB	R	H	2B	3B	HR	RBI	SH	SF	HP	BB	SO	SB-CS	OBP	SLG	E
2012	Great Falls	.273	69	271	49	74	10	5	4	25	43	3	0	1	74	19-6	.375	.391	10
2013	Kannapolis	.342	77	304	76	104	17	11	6	42	40	3	1	3	67	61-19	.422	.530	21
	Winston-Salem	.275	49	211	28	58	7	4	1	15	10	5	1	1	27	22-7	.309	.360	8
2014	Birmingham	.238	5	21	2	5	0	0	0	1	0	0	1	0	4	1-0	.227	.238	0
	Birmingham	.329	37	146	18	48	9	1	3	16	21	1	1	1	27	10-7	.414	.466	4
	Charlotte	.275	65	273	30	75	10	5	2	28	16	9	3	1	42	12-6	.314	.370	9
2015	AZL White Sox	.333	5	15	4	5	2	0	0	0	2	0	0	0	2	0-0	.412	.467	1
	Charlotte	.315	78	311	54	98	17	3	8	36	32	4	4	0	63	28-7	.375	.466	10
	Chicago (AL)	.230	36	100	10	23	4	0	0	4	9	2	0	2	30	3-2	.306	.270	3
2016	Oklahoma City	.261	120	464	72	121	23	3	5	37	41	8	1	1	105	26-11	.321	.356	17
	Los Angeles (NL)	.167	7	6	1	1	0	0	0	0	0	0	0	0	1	0-0	.167	.167	0
Minor Totals		.292	505	2016	333	588	95	32	29	200	205	33	12	8	411	179-63	.357	.414	80
AL Totals		.230	36	100	10	23	4	0	0	4	9	2	0	2	30	3-2	.306	.270	3
NL Totals		.167	7	6	1	1	0	0	0	0	0	0	0	1	0-0	.167	.167	0	
Major Totals		.226	43	106	11	24	4	0	0	4	9	2	0	2	31	3-2	.299	.264	3

Bold indicates led league; #Injury rehabilitation assignment

## MAJOR LEAGUE FIELDING RECORD

Position	PCT	G	PO	A	E	TC	DP
Second Base	.978	36	139	76	3	139	14
Left Field	.---	1	0	0	0	0	0

## 2016 BRAVES PINCH HITTERS

BATTER	AVG	AB	R	H	2B	3B	HR	RBI	BB	SO	OBP
Aybar	.000	5	0	0	0	0	0	1	0	2	.167
Beckham	.211	19	2	4	1	0	1	4	4	5	.348
Bonifacio	.333	12	2	4	0	0	0	2	1	4	.385
Brignac	.000	7	0	0	0	0	0	0	0	6	.000
Castro	.286	7	1	2	0	0	0	0	0	3	.286
d'Arnaud	.360	25	5	9	1	0	0	0	3	7	.429
Flowers	.000	3	0	0	0	0	0	0	0	3	.000
Francoeur	.219	32	4	7	0	0	0	4	6	13	.342
Garcia	.200	5	0	1	0	0	0	0	0	2	.200
Inciarte	.000	2	0	0	0	0	0	0	1	0	.333
Johnson	.125	16	0	2	1	0	0	0	2	4	.222
Kemp	.000	2	0	0	0	0	0	0	0	0	.000
Lalli	.125	8	0	1	1	0	0	1	0	2	.125
Markakis	.000	2	0	0	0	0	0	0	0	0	.000
Olivera	.000	1	0	0	0	0	0	0	0	0	.000
Peterson	.056	18	2	1	0	0	0	0	1	9	.105
Pierzynski	.200	15	1	3	2	0	0	2	1	2	.278
Recker	.400	5	0	2	0	0	0	1	1	2	.500
Ruiz	.000	2	0	0	0	0	0	0	0	1	.000
Smith	.333	12	3	4	0	0	0	0	4	5	.500
Snyder	.273	33	6	9	4	1	3	8	0	12	.273
Stubbs	.000	5	0	0	0	0	0	0	0	3	.000
Swanson	.000	1	0	0	0	0	0	0	0	1	.000
Teheran	.000	1	0	0	0	0	0	0	0	1	.000
Tuiasosopo	.000	3	0	0	0	0	0	0	0	1	.000
Whalen	.000	1	0	0	0	0	0	0	0	0	.000
<b>Totals</b>	<b>.202</b>	<b>242</b>	<b>26</b>	<b>49</b>	<b>10</b>	<b>1</b>	<b>4</b>	<b>23</b>	<b>24</b>	<b>88</b>	<b>.279</b>



# MATT KEMP

# 27

## OUTFIELDER

Full Name: **Matthew R. Kemp**

Bats: **Right**

Throws: **Right**

Height: **6-4**

Weight: **210**

DOB: **September 23, 1984**

Opening Day Age: **32**

Born: **Midwest City, OK**

Resides: **San Diego, CA**

MLB Debut: **Sept, 2006**

MLB Service Time: **10.049**

Acquired: **Acquired from San Diego on July 30, 2016**

Contract Status: **Signed through 2019**

## CAREER HIGHLIGHTS

- Is a two-time National League All-Star (2011 and 2012) and won both the Rawlings **Gold Glove** and Silver Slugger award in 2009 and 2011.
- Finished second in the National League MVP voting in 2011 after hitting .324 (195-for-602) with a career-high 39 home runs, 126 RBI, 115 runs scored and 40 stolen bases in 161 games played...His 126 RBI led all of Major League Baseball and his 39 home runs led National Leaguers.
- Was the 2011 N.L. Hank Aaron Award winner.
- Selected as *Baseball America's* 2011 Major League Player of the Year.
- Named to the Sporting News 2011 All-Star team.
- Named by his peers as the National League's 2011 Most Outstanding Player in the Players Choice Award voting.
- Chosen by his teammates and coaches as the winner of the 2011 Roy Campanella Award, which is given to the Dodger player who best exemplifies the spirit and leadership of the late Hall of Fame catcher.
- Selected to the 2012 National League All-Star team...Did not participate due to injury.
- Participated in the 2012 Home Run Derby and served as the National League captain.
- Is tied for the National-League lead with 102 game-winning RBI since the start of the 2009 season. Since his debut in 2006, has the fourth-most game-winning RBI in the NL with 119.v
- Was selected by the local San Diego chapter of the Baseball Writers' Association of America as the Padres 2015 team MVP.
- Hit his first career cycle after tripling in his final at-bat, 8/14 at COL....It was the first cycle in SD franchise history (came in the club's 7,444th game).

## CAREER HIGHS

Most Runs

**4, 2x, last: 4/21/10, LAD at CIN**

Most Hits

**5, 8/2/10, LAD vs. SD**

Most Doubles

**3, 9/22/11, LAD vs. SF**

Most Triples

**1, 36x, last: 8/14/15 SD at COL**

Most Home Runs

**2, 10x, last: 9/22/16 at MIA**

Most RBI

**6, 2x, last: 4/9/16, SD at COL**

Most Walks

**4, 8/30/11, LAD vs. SD**

Most Stolen Bases

**3, 4/9/11, LAD at SD**

Longest Hitting Streak

**19 games, 7/9-8/1/08**

- His 79 outfield assists since the start of the 2008 season rank as the third most in the National League in that time span.
- Among all active qualifying players, ranks seventh in the majors with a .326 career batting average against left-handed pitching.

- In 2011, became the seventh player in history to finish the season ranked in the top three in home runs, batting average, RBI and stolen bases in their respective leagues, joining Hall-of-Famers Ty Cobb (1907, 1909-11), Honus Wagner (1908), George Sisler (1920), Chuck Klein (1932), Willie Mays (1955) and Hank Aaron (1963).

## 2016

- In his 11th professional season, Kemp batted a combined .268 (167-for-623) with 35 home runs and 108 RBI between the San Diego Padres and Atlanta Braves...Kemp joined the Braves organization in a two-player trade on 7/31 after playing in 100 games with the Padres, 4/4-7/29.
- Played in his first game as a Brave on 8/2 and batted .280 (60-for-214) with 15 doubles, 12 home runs and 39 RBI in 56 games with Atlanta, while the team posted a 31-25 record.
- Drove in 30 runs over his last 35 starts, 8/23-10/2...The team went 22-13 in that stretch.
- Stroked 35 home runs, including 12 with Atlanta... Reached the 30-homer mark for the second time in his career (had a career-best 39 in 2011).
- Finished fourth in the National League with 35 home runs...Tied for the second-most home runs following the All-Star break with 19.
- Recorded his 10th career two-homer game, 9/22 at MIA...It was his third of 2016 and first with the Braves.
- Five of his Braves' home runs either tied the game or gave Atlanta a lead.
- Drove in his 100th RBI on 9/20 at NYM, marking his fourth career 100-RBI season.
- Batted .417 (20-for-48) with seven of the 20 hits going for extra bases (four doubles, three homers) during a season-high 12-game hitting streak, 9/7-20.
- From 6/1 through the remainder of the season, hit .288 (119-for-413) with 22 home runs, 75 RBI and a .851 OPS over 104 games.
- After playing in his first game with Atlanta on 8/2, the Braves offensive numbers greatly improved... Atlanta's rank in the Majors and the National League, 8/2 through the end of the season:

- ♣ Runs scored (289): MLB (3rd), NL (2nd)
- ♣ Batting average (.278): MLB (3rd), NL (3rd)
- ♣ Hits (538): MLB (5th), NL (3rd)
- ♣ Doubles (119): MLB (2nd), NL (1st)
- ♣ Extra-base hits (185): MLB (T6th), NL (T4th)
- ♣ RBI (275): MLB (3rd), NL (2nd)
- ♣ On-base percentage (.348): MLB (1st), NL (1st)
- ♣ OPS (.786): MLB (2nd), NL (2nd)

## 2015

- In his first season with the Padres led the club in hits (158), games played (154) and RBI (100), his most games played, most hits and most RBI since having a career-high 195 hits and 126 RBI in 2011, the third 100-RBI campaign of his career.
- Became the 14th different Padre in team history to collect 100 RBI in a season (19th time overall) and the first to do so since Chase Headley had a National-League leading 115 RBI in 2012.
- His 100 RBI were fourth most in the National League and ranked 13th overall in Major League Baseball... His RBI total also tied for the third-most in franchise history for a player in his first year with the club and the most since Phil Plantier had 100 RBI in his first season with the Friars in 1993.
- Of his 100 RBI, 35 gave the Padres a lead, tied for the most go-ahead RBI in the Majors in 2015 with Josh Donaldson.
- Fifteen of his 100 gave the Padres a win, ranking tied with Buster Posey for fifth in the National League for game-winning RBI.
- Drove in 35 go-ahead RBI this season, tied with Josh Donaldson for the highest total in Major League Baseball...His 35 go-ahead RBI in 2015 were tied for the third-most by a Padres player since 1974, trailing only Fred McGriff's 37 in 1991 and Joe Carter's 36 in 1990.
- On 8/14 at COL he hit for the first cycle in his career and the first in Padres franchise history, coming up with a triple in his final at-bat to complete the cycle...Came in the club's 7,444th all-time game, and was the 309th cycle in Major League history...He became the 51st player since full play-by-play data became available in 1974 to hit for the cycle with the triple coming as the final hit, and the third to do so in 2015 (also, Shin-Shoo Choo for Texas on 7/21 and Brock Holt for Boston on 6/16)...
- Hit .326 (30-for-92) with one home run and 16 RBI over 23 games in April before hitting .186 (21-for-113) with no home runs and 10 RBI over 29 games in May...From 6/1 through the end of the season, batted .274/.326/.501 (107-for-391) with 22 home runs and 74 RBI.
- Over his first 56 games from 4/6-6/5 he hit one home run before hitting 22 over his final 98 games from 6/6-9/29.
- Batted .282 (24-for-85) with five home runs and 15 RBI in July and was named the Padres Player of the Month for July by the San Diego Hall of Champions.

- Had 25 RBI in August, the fifth most in MLB and second most in the NL...Were the most by a Padre since Chase Headley had 31 RBI in August 2012 and the most by a Padre in a single month since Headley's 30 RBI in September 2012...The 25 RBI in August were tied for the second most for Kemp in any single month of his career.
- Collected 87 hits at home, marking the most hits in a single season by a Padre in the history of Petco Park...Passed Brian Giles' 84 hits at home in 2004, Petco's inaugural year...
- Started in right field on Opening Day, 4/6, at Dodger Stadium vs. his former team, driving in three runs off of Clayton Kershaw...He was the first player to record three RBI vs. Kershaw since 5/26/13 when Pete Kozma did so for STL.
- Reached base safely in a career-best 31-straight games (via hit, walk or hit by pitch) from 8/7-9/11, hitting .328 (41-for-125) with 10 home runs and 35 RBI over that stretch...Was the longest on-base streak in a single season by a Padre since 2002 when Ryan Klesko reached base safely in 56 straight games.
- Belted his second career leadoff home run on 6/28 vs. ARI, his first since 8/17/08 vs. MIL.
- Drove in a season-high five RBI on 6/6 at CIN, including his second home run of the season to snap a career-long 44-game, 174 at-bat homerless streak.
- Hit 200th career home run on 9/4 vs. LAD.

## 2014

- In his first season with the Padres, posted his fifth career 20-homer season, hitting .287 with 25 home runs, 89 RBI and 77 runs scored in 150 games.
- Led the Majors with a .606 slugging percentage while batting .309 with 17 home runs (third most in MLB) and 54 RBI (second most in MLB) in 64 games after the All-Star Break.
- Ranked among N.L. leaders in home runs (25, T8th), doubles (38, T7th) and slugging (.506, 4th).
- Named N.L. Player of the Month for September, leading the Majors with nine homers and tying for the lead with 25 RBI (also, Adrian Gonzalez).
- Named N.L. Player of the Week for the week ending 8/3...Hit five home runs with nine RBI.
- Had a 16-game hitting streak from 8/22-9/10, hitting .333 (21-for-63) over the streak.
- Acquired by the Padres along with Tim Lincecum and cash considerations as part of a five-player trade on 12/18/14.

## 2014 POSTSEASON

- Batted .353 (6-for-17) with one home run and two RBI in four games during the NLDS vs. STL.

## 2013

- Appeared in just 73 games, going 71-for-263 (.270) with six home runs and 33 RBI due to three separate stints on the disabled list with injuries to his left ankle and left shoulder...Also missed time due to a strained right hamstring (5/30-6/25), left shoulder AC joint irritation (7/8-21) and a sprained left ankle (7/22-9/16).
- Hit .345 (20-for-58) over his final 17 games of the season with four homers and 15 RBI.
- Underwent two offseason surgical procedures... Had a left shoulder clean up procedure on his AC joint on 10/10 by Dr. Neal ElAttrache at the Kerlan Jobe Clinic in Los Angeles...Also underwent surgery on his left ankle on 10/21, performed by Dr. Robert Anderson in Charlotte, N.C.

## 2012

- Selected to his second straight National League All-Star team and led the Dodgers with 23 home runs in an injury shortened season (106 games).
- Hit 20-or-more homers in his fourth straight season, becoming the first Dodger to do so since Eric Karros (6, 1995-2000).
- Had appeared in a Major League-high 399 consecutive games until sitting out the contest on 5/14...Missed a combined 51 games during two DL stints with a left hamstring strain.
- Named National League Player of the Week for the weeks of 4/4-8 and 4/9-15, becoming the first player to win back-to-back N.L. Player of the Week honors to begin a season and the first player ever to win the award for three consecutive weeks (dating back to the week of 9/25/11) since the award's inception in 1974...The only other player to capture consecutive Player of the Week awards to begin a season was Tony Armas, who accomplished the feat in the A.L. in 1981 with the Oakland Athletics.
- Unanimously voted as the April National League Player of the Month, leading the Majors with a .417 average (35-for-84), 12 home runs and an .893 slugging percentage, while topping the NL in RBI (25), hits (35) and runs (24).
- His 12 April homers set a Dodgers franchise record and were the fifth most ever during the month behind Albert Pujols (14, 2006), Alex Rodriguez (14, 2007), Luis Gonzalez (13, 2001) and Ken Griffey, Jr. (13, 1997).
- Joined Tony Perez (CIN, 1970), Larry Walker

(COL, 1997) and Barry Bonds (SF, 2004) as the only four players since 1921 to finish April with a .400 batting average, 10-or-more homers and at least 20 RBI.

- His 75 total bases in the month of April tied for the eighth most all-time.
- Had at least one RBI in nine consecutive games from 9/25/11-4/10/12, tying the Dodger franchise record held by Roy Campanella (5/30-6/5 in 1955) and Augie Galan (9/18-28 in 1944).
- Led the club with 11 game-winning RBI.
- Batted .363 (45-for-124) vs. left-handers, the seventh best mark in the Majors, with 11 of his 23 homers vs. lefties.
- Hit the 150th home run of his career on 9/29 vs. COL with his second of game, his second multi-homer game of the year.
- Did not play in the All-Star Game due to injury, but did participate in the Home Run Derby and served as captain of the N.L. squad.
- Underwent left shoulder surgery on 10/5 to repair a tear of the labrum...The surgery was performed by Dr. Neal ElAttrache.

## 2011

- Finished second in National League Most Valuable Player voting after hitting .324 (195-for-602) with a career-high 39 home runs, 126 RBI, 115 runs scored and 40 stolen bases in 161 games.
- Led all of Major League Baseball with 126 RBI.
- Led all National Leaguers with 39 home runs.
- Took home several honors, including the 2011 N.L. Hank Aaron Award, his second career Rawlings **Gold Glove** and his second career Louisville Silver Slugger.
- Was also selected as *Baseball America's* Major League Player of the Year, chosen as a Sporting News All-Star and named the National League's Most Outstanding Player in the Players Choice Award voting.
- Chosen by teammates and coaches as the winner of the sixth annual Roy Campanella Award, which is given to the Dodger player who best exemplifies the spirit and leadership of the late Hall of Fame catcher.
- Became the second Dodger to record 30 homers and 30 steals in the same season (Raul Mondesi, 1997, 1999).

- Ranked among the National League leaders in batting average (.324, 3rd), home runs (39, 1st), RBI (126, 1st), runs (115, 1st), stolen bases (40, T-2nd), on-base percentage (.399, 4th), slugging percentage (.586, 2nd), hits (195, 2nd), multi-hit games (57, T-1st) and total bases (353, 1st).
- Became the seventh player in history to finish the season ranked in the top three in homers, average, RBI and steals in their respective league, joining Hall of Famers Ty Cobb (1907, 1909, 1910, 1911), Honus Wagner (1908), George Sisler (1920), Chuck Klein (1932), Willie Mays (1955) and Hank Aaron (1963).
- Was the first Dodger to lead the National League in home runs and RBI since Dolph Camilli in 1941 and the first Dodger in franchise history to lead the NL in homers, RBI and runs.
- Became one of five players in Major League history to hit over 30 homers, steal more than 35 bases, drive in more than 100 runs and hit higher than .310, joining Ken Williams (1922), Barry Bonds (1992), Alex Rodriguez (1998) and Vladimir Guerrero (2002).
- Hit .335 with runners in scoring position (10th, NL) and .344 with runners on (3rd).
- Led the Dodgers and tied for eighth in the NL with a career-high 74 walks.
- Tied second in the MLB with 24 intentional walks.
- Hit .330 or higher in four different months: April (.362), June (.375), August (.330), September (.343).
- Ended the season with MLB's longest active consecutive games played streak at 365.
- Led all N.L. center fielders with 11 outfield assists and led MLB with 1,380.0 innings played in center.
- Voted to start in the Midsummer Classic and went 1-for-2 with a walk and a run scored in his first All-Star appearance.
- Won N.L. Player of the Week honors for the week of 9/19-25, after hitting .423 (11-for-26) with three homers, four doubles, seven RBI and nine runs.
- Became the first player in Dodgers' franchise history and the 13th in Major League history with 30 home runs and 40 steals in the same season..
- Agreed to terms on an eight-year contract through the 2019 season on 11/18/2010

## 2010

- Played in a career-high 162 games, hitting 28 home runs with 89 RBI and 82 runs scored.
- Led the Dodgers in homers, runs, RBI, games, at-bats (602) and strikeouts (170).



- Became the 11th Los Angeles Dodger and the seventh outfielder in club history to slug 25-or-more home runs in consecutive seasons.
- First Dodger to accomplish the feat since Shawn Green in 2001 and 2002.
- Played in all 162 games and ended the year playing in 204 consecutive games, which was the longest active streak in the Major Leagues.
- Among all big league center fielders, ranked third with 28 homers and fourth with 89 RBI
- Recorded his second career game-ending hit and first career walk-off home run in the Dodgers' 1-0, 10-inning win vs. ARI on 6/1.
- Set a career high with five hits, 8/2 at SD.
- Homered in his last five games (9/28-10/3), establishing a new career best for consecutive games with a home run...Earlier in the season, homered in four straight contests from 4/13-16.

## 2009

- Established then career-highs with 26 home runs, 101 RBI, 97 runs scored, 52 walks and 159 games played.
- Became the first Dodger in franchise history with at least 25 homers, 100 RBI and 30 stolen bases in a season...With 26 homers and 34 steals, became the first Dodger to hit 20 homers with 20 stolen bases since Shawn Green in 2001... Became just the eighth player in franchise history to accomplish the feat, joining Babe Herman (1929), Willie Davis (1962), Davey Lopes (1979), Pedro Guerrero (1982-83), Kirk Gibson (1988), Raul Mondesi (1995, 1997, and 1999) and Green (2000-2001).
- Ranked third in the National League in stolen bases with 34.
- Joined Andre Ethier as the two Dodgers with 100-RBI seasons, the first set of Dodger teammates to do so since 2001 (Shawn Green - 125 and Gary Sheffield - 100).
- Reached the 100-RBI plateau on 9/24 at WSH with a three-run homer.
- Ranked third in the Majors with 14 outfield assists...Only Boston's Jason Bay and Houston's Hunter Pence had more with 15.
- Belted three grand slams which tied him for second in the Majors with Ryan Howard, Hanley Ramirez and Cody Ross, trailing only Albert Pujols' five.
- Homered on Opening Day, 4/6 at SD...Dodgers went 19-6 in games he homered.
- Led the team with 49 multi-hit games, one more than Andre Ethier...Also logged a team-best 16 games with three-or-more hits.
- Opened the season with a 14-game hitting streak from 4/6-21, batting .392 (20-for-51) with five doubles, two triples, three home runs, 14 RBI and 12 runs scored...Was the longest season-opening streak in the Majors...
- Had 10 RBI in extra innings, which was the most in baseball since Juan Gonzalez had 11 in 1991 with Texas...Became the first NL player with a double-digit extra-inning RBI season since Tim Wallach had 11 for the Expos in 1982...Collected five RBI in a game four times, joining Albert Pujols as the only players in baseball with four games with at least five RBI.

## 2009 POSTSEASON

- Belted two homers and collected four RBI across eight postseason starts during the NLDS vs. St. Louis and LCS vs. Philadelphia.

## 2008

- Enjoyed a breakout season, batting .290 with 38 doubles, 18 home runs, 76 RBI and 35 stolen bases in a career-high 155 games played.
- Started 144 games (92 in center field, 52 in right field), the highest total among the club's outfielders.
- Finished tied for seventh in the National League in steals with Florida's Hanley Ramirez.
- Became the youngest Dodger to steal at least 35 bases since Mariano Duncan swiped 38 bags in 1985 as a 22-year-old.
- Tied for third on the Los Angeles Dodger single-season list behind Frank Howard (19 in 1962) and Gary Sheffield (17 in 2001).
- Had a 19-game hitting streak, 7/9-8/1 (.359)... Was the longest by a Dodger since Nomar Garciaparra's 22-game streak, 6/16-7/13/06.
- With his 30th steal on 8/30 at ARI, became just the fifth Los Angeles Dodger to record at least 30 doubles and 30 stolen bases in the same season.
- Named the Bank of America National League Player of the Week for the week of 4/28-5/4, hitting .407 (11-for-27), 11 RBI and seven runs.
- Established a career-high with five RBI on 4/26... Also established a LAD record as all five RBI came in the same inning.
- On 6/5, was suspended by Major League Baseball for four games for his involvement in a 6/2 scuffle with Colorado's Yorvit Torrealba...Suspension was later reduced to two games.

## 2007

- Made his first career Opening Day roster and went on to post the fourth-highest single-season batting average (.342) in Los Angeles Dodger history (minimum 300 PA), behind Mike Piazza (.362 in 1997), Tommy Davis (.346 in 1962) and Piazza (.346 in 1995).
- His .342 average was tops in the National League and third-highest mark in MLB among players with 300-or-more plate appearances, behind Magglio Ordonez (.363) and Ichiro Suzuki (.353).
- Began the season hitting .429 (6-for-14) in five games, but went on the 15-day disabled list on 4/10 with a mild shoulder separation suffered while crashing into the right field wall during the home opener on 4/9.
- Activated from the DL and optioned to Triple-A Las Vegas on 4/27...Recalled from Las Vegas for the remainder of the season on 6/8.
- Hit the first Loge Level home run at Dodger Stadium since Olmedo Saenz (7/27/05) on 6/12.

## 2006

- Following an invitation to spring training, opened the season at Double-A Jacksonville before making his Major League debut on 5/28 at WSH (1-for-4) and collected his first Major League hit with a single in the eighth inning off Nationals' reliever Jon Rauch.
- Registered his first RBI, stolen base, multi-hit game and multi-RBI game on 5/29 at ATL.
- Slugged his first Major League homer on 6/1 in his second Dodger Stadium at-bat off Philadelphia's Gavin Floyd.
- Homered twice off Rockies' starter Aaron Cook in the Dodgers' 6-5 win on 6/11 to record his first career multi-homer game.
- According to SABR's David Vincent, became the first Dodger and fifth Major Leaguer in history to hit seven homers in his first 18 days in the Majors, joining the Yankees' Dusty Rhodes (1952), the Cubs' Mandy Brooks (1925), Pittsburgh's Dino Restelli (1949) and Seattle's Alvin Davis (1984).
- Became the first Dodger to hit four homers in his first 10 games with the team since Jimmy Wynn in 1974 (Elias Sports Bureau).
- Joined Dick Gray (1958) as the only Dodger to launch three homers in his first seven days in the Major Leagues.
- Homered to tie the game in his first-career pinch-hit appearance on 6/14 at SD.
- Optioned to Triple-A Las Vegas, 7/14...Recalled for a final time on 9/1 when rosters expanded.

- Entered the 2006 season rated as the Best Athlete in the Dodger farm system by *Baseball America*.
- Following the season, played for the Estrellas de Oriente and Tigres de Licey in the Dominican Winter League following the season.

## MINOR LEAGUE HIGHLIGHTS

- In **2005** set Single-A Vero Beach franchise records in home runs (27) and slugging percentage (.569), while earning post-season All-Star honors from the Florida State League.
- Played for the Phoenix Desert Dogs in the Arizona Fall League after the **2005** season, helping them to the AFL championship while being named to the All-Prospect team.
- Ranked as the eighth-best prospect in the Dodgers minor league system by *Baseball America* entering **2006**...Rated as the "Best Athlete" in the Dodger farm system by *Baseball America*.

## PERSONAL

- Stays active with his home state of Oklahoma through holiday visits and donations of winter gear, toys, and educational aids for local mobile home parks and Positive Tomorrows, a school for children of homeless families.
- Made a donation to the Regional Bank of Oklahoma during the 2010 offseason as part of his "Score Against Hunger" campaign and to 2013 tornado relief efforts.
- Made special Christmas visits to Sweet Alice in Watts and City of Hope Hospital in Duarte during the 2011 offseason.
- Honored by the Negro Leagues Museum in January 2012 with a Legacy Award.
- Served as grand marshal of the 2013 LA Kingdom Day parade in recognition of Martin Luther King Jr.
- Was recruited by the University of Oklahoma as a basketball player.

## TRANSACTIONS

- Selected by the Los Angeles Dodgers in the sixth round of the 2006 First-Year Player Draft...Signed by Mike Leuzinger.
- On the Los Angeles (NL) 15-day disabled list (separated right shoulder) from April 10 to April 27, 2007; included an injury rehabilitation assignment to Las Vegas (AAA).
- Agreed to terms with the Los Angeles Dodgers on a two-year contract through the 2011 season on January 18, 2010.
- Agreed to terms with the Los Angeles Dodgers on an eight-year contract through the 2019 season on November 15, 2011.
- On the Los Angeles (NL) 15-day disabled list (strained left hamstring) from May 15 to May 29, 2012; included an injury rehabilitation assignment to Albuquerque (AAA).
- On the Los Angeles (NL) 15-day disabled list (re-aggravated strained left hamstring) from May 31 to July 13, 2012; included injury rehabilitation assignments to Rancho Cucamonga (A+) and Albuquerque (AAA).
- Underwent left shoulder surgery on October 5, 2012 to repair a tear of the labrum...The surgery was performed by Dr. Neal ElAttrache.
- On the Los Angeles (NL) 15-day disabled list (strained right hamstring) from May 30 to June 25, 2013; included an injury rehabilitation assignment to Albuquerque (AAA).
- On the Los Angeles (NL) 15-day disabled list (AC joint irritation, left shoulder) from July 8 to July 21, 2013.
- On the Los Angeles (NL) 15-day disabled list (sprained left ankle) from July 24 to September 16, 2013; included an injury rehabilitation assignment to Rancho Cucamonga (A+).
- On the Los Angeles (NL) 15-day disabled list (recovery from left ankle surgery) from March 19 to April 4, 2014.
- Acquired by the San Diego Padres along with C Tim Federowicz and cash considerations from the Los Angeles Dodgers in exchange for RHP Zach Eflin, RHP Joe Wieland and C Yasmani Grandal on December 18, 2014.
- Acquired by the Atlanta Braves along with cash considerations from the San Diego Padres in exchange for INF Hector Olivera on July 30, 2016.

## BRAVE OF THE YEAR AWARD WINNERS

The Brave of the Year Award is chosen annually by a vote of the Atlanta chapter of the BBWAA

1966 .....	Felipe Alou	1981.....	Rick Camp	1999 .....	Chipper Jones
1967.....	Hank Aaron	1982.....	Dale Murphy	2000.....	Tom Glavine
1968 .....	Felipe Alou	1983.....	Dale Murphy	2001 .....	Chipper Jones
1969 .....	Hank Aaron	1984 .....	Dale Murphy	2002.....	John Smoltz
1970.....	Rico Carty	1985.....	Dale Murphy	2003.....	Gary Sheffield
1971 .....	Hank Aaron	1986 .....	Ken Oberkfell	2004.....	J.D. Drew
1972.....	Dusty Baker	1987.....	Dale Murphy	2005.....	Andruw Jones
1973.....	Hank Aaron	1988 .....	Gerald Perry	2006.....	Brian McCann
	Darrell Evans	1989 .....	Lonnie Smith	2007.....	Chipper Jones
	Dave Johnson	1990 .....	Ron Gant	2008.....	Chipper Jones
1974.....	Ralph Garr	1991.....	Terry Pendleton	2009.....	Javier Vazquez
	Phil Niekro	1992.....	Terry Pendleton	2010 .....	Tim Hudson
1975.....	Carl Morton	1993.....	David Justice	2011.....	Craig Kimbrel
1976.....	Willie Montanez	1994 .....	Greg Maddux	2012.....	Craig Kimbrel
1977.....	Jeff Burroughs	1995.....	Greg Maddux	2013.....	Freddie Freeman
1978.....	Phil Niekro	1996 .....	John Smoltz	2014 .....	Justin Upton
1979.....	Phil Niekro	1997.....	Denny Neagle	2015.....	A.J. Pierzynski
1980 .....	Dale Murphy	1998 .....	Tom Glavine	2016 .....	Freddie Freeman

## COMPLETE RECORD

Year	Club	AVG	G	AB	R	H	2B	3B	HR	RBI	SH	SF	HP	BB	SO	SB-CS	OBP	SLG	E
2003	GCL Dodgers	.270	43	159	11	43	5	2	1	17	0	2	0	7	25	2-1	.298	.346	1
2004	Columbus	.288	111	423	67	122	22	8	17	66	1	5	5	24	100	8-7	.330	.499	8
	Vero Beach	.351	11	37	5	13	5	0	1	9	0	1	0	4	12	2-1	.405	.568	1
2005	Vero Beach	.306	109	418	76	128	21	4	27	90	1	5	5	25	92	23-6	.349	.569	5
2006	Jacksonville	.327	48	199	38	65	15	2	7	34	0	0	5	20	38	11-2	.402	.528	2
	Los Angeles (NL)	.253	52	154	30	39	7	1	7	23	0	3	0	9	53	6-0	.289	.448	5
	Las Vegas	.368	44	182	37	67	14	6	3	36	1	0	2	17	26	14-3	.428	.560	1
2007	Las Vegas	.329	39	161	32	53	16	3	4	20	0	1	2	10	26	9-2	.374	.540	4
2007	Los Angeles (NL)	.342	98	292	47	100	12	5	10	42	0	3	0	16	66	10-5	.373	.521	1
2008	Los Angeles (NL)	.290	155	606	93	176	38	5	18	76	1	3	1	46	153	35-11	.340	.459	3
2009	Los Angeles (NL)	.297	159	606	97	180	25	7	26	101	0	6	3	52	139	34-8	.352	.490	2
2010	Los Angeles (NL)	.249	162	602	82	150	25	6	28	89	0	9	4	53	170	19-15	.310	.450	5
2011	Los Angeles (NL)	.324	161	602	115	195	33	4	39	126	0	7	6	74	159	40-11	.399	.586	5
2012	Los Angeles (NL)	.303	106	403	74	122	22	2	23	69	0	3	3	40	103	9-4	.367	.538	1
	Albuquerque#	.500	4	16	6	8	2	0	2	6	0	0	0	0	2	0-0	.500	1.000	0
	R. Cucamonga#	.429	4	14	2	6	1	0	0	4	0	0	0	2	4	0-0	.500	.500	0
2013	Los Angeles (NL)	.270	73	263	35	71	15	0	6	33	0	3	2	22	76	9-0	.328	.395	5
	Albuquerque#	.182	3	11	3	2	2	0	0	0	0	0	0	1	6	1-0	.250	.364	0
	R. Cucamonga#	.000	5	18	0	0	0	0	0	0	0	0	0	1	7	0-1	.053	.000	0
2014	Los Angeles (NL)	.287	150	541	77	155	38	3	25	89	0	6	0	52	145	8-5	.346	.506	7
2015	San Diego	.265	154	596	80	158	31	3	23	100	0	8	5	39	147	12-2	.312	.443	8
2016	San Diego	.262	100	409	54	107	24	0	23	69	0	6	0	16	100	0-0	.285	.489	2
	Atlanta	.280	56	214	35	60	15	0	12	39	0	6	1	20	56	1-0	.336	.519	1
<b>Minor Totals</b>		<b>.310</b>	<b>421</b>	<b>1638</b>	<b>277</b>	<b>507</b>	<b>103</b>	<b>25</b>	<b>62</b>	<b>282</b>	<b>3</b>	<b>14</b>	<b>19</b>	<b>111</b>	<b>338</b>	<b>70-23</b>	<b>.357</b>	<b>.516</b>	<b>19</b>
<b>N.L. Totals</b>		<b>.286</b>	<b>1426</b>	<b>5288</b>	<b>819</b>	<b>1513</b>	<b>285</b>	<b>36</b>	<b>240</b>	<b>856</b>	<b>1</b>	<b>63</b>	<b>25</b>	<b>439</b>	<b>1367</b>	<b>183-61</b>	<b>.340</b>	<b>.490</b>	<b>48</b>
<b>Atlanta Totals</b>		<b>.280</b>	<b>56</b>	<b>214</b>	<b>35</b>	<b>60</b>	<b>15</b>	<b>0</b>	<b>12</b>	<b>39</b>	<b>0</b>	<b>6</b>	<b>1</b>	<b>20</b>	<b>56</b>	<b>1-0</b>	<b>.336</b>	<b>.519</b>	<b>1</b>
<b>Major Totals</b>		<b>.286</b>	<b>1426</b>	<b>5288</b>	<b>819</b>	<b>1513</b>	<b>285</b>	<b>36</b>	<b>240</b>	<b>856</b>	<b>1</b>	<b>63</b>	<b>25</b>	<b>439</b>	<b>1367</b>	<b>183-61</b>	<b>.340</b>	<b>.490</b>	<b>48</b>

Bold indicates led league; #Injury rehabilitation assignment

## DIVISION SERIES RECORD

Year	Club, Opp.	AVG	G	AB	R	H	2B	3B	HR	RBI	SH	SF	HP	BB	SO	SB	CS	E
2008	LAD vs. Chi.	.154	3	13	0	2	2	0	0	1	1	0	0	0	5	0	0	0
2009	LAD vs. StL	.143	3	14	2	2	0	0	1	2	0	0	0	0	8	0	0	0
2014	LAD vs. StL	.353	4	17	1	6	0	0	1	2	0	0	0	0	3	0	0	0
<b>D.S. Totals</b>		<b>.227</b>	<b>10</b>	<b>44</b>	<b>3</b>	<b>10</b>	<b>2</b>	<b>0</b>	<b>2</b>	<b>5</b>	<b>0</b>	<b>0</b>	<b>0</b>	<b>0</b>	<b>16</b>	<b>0</b>	<b>0</b>	<b>0</b>

## CHAMPIONSHIP SERIES RECORD

Year	Club, Opp.	AVG	G	AB	R	H	2B	3B	HR	RBI	SH	SF	HP	BB	SO	SB	CS	E
2008	LAD vs. Phi.	.333	5	15	1	5	1	0	0	0	0	0	0	4	4	0	1	1
2009	LAD vs. Phi.	.250	5	20	2	5	0	0	1	2	0	0	0	1	8	0	1	0
<b>C.S. Totals</b>		<b>.286</b>	<b>10</b>	<b>35</b>	<b>3</b>	<b>10</b>	<b>1</b>	<b>0</b>	<b>1</b>	<b>2</b>	<b>0</b>	<b>0</b>	<b>0</b>	<b>5</b>	<b>12</b>	<b>0</b>	<b>2</b>	<b>1</b>

## ALL-STAR GAME RECORD

Year	Club, Site	AVG	G	AB	R	H	2B	3B	HR	RBI	SH	SF	HP	BB	SO	SB	CS	E
2011	N.L., Ari.	.500	1	2	1	1	0	0	0	0	0	0	0	1	0	0	0	0
2012	N.L., KC	Did Not Appear																
<b>All-Star Totals</b>		<b>.500</b>	<b>1</b>	<b>2</b>	<b>1</b>	<b>1</b>	<b>0</b>	<b>0</b>	<b>0</b>	<b>0</b>	<b>0</b>	<b>0</b>	<b>0</b>	<b>1</b>	<b>0</b>	<b>0</b>	<b>0</b>	<b>0</b>

## MAJOR LEAGUE FIELDING RECORD

Position	PCT	G	PO	A	E	TC	DP
Center Field	.985	827	1712	48	26	1786	15
Right Field	.977	473	770	32	19	821	7
Left Field	.985	109	188	3	3	194	2
Outfield Totals	.983	1381	2670	83	48	2801	24

**NON-ROSTER INVITEE**

# ADAM KOLAREK

# 71

## LEFT-HANDED PITCHER

Full Name: **Adam John Kolarek**Bats: **Left**Throws: **Left**Height: **6-3**Weight: **215**DOB: **January 14, 1989**Opening Day Age: **33**Born: **Baltimore, MD**Resides: **Baltimore, MD**MLB Debut: **None**MLB Service Time: **0.000**Acquired: **Signed to minor-league contract, November 17, 2016**Contract Status: **Signed through 2017**

## 2016

- Played his first season in the Rays organization... Split his campaign between Double-A Montgomery and Triple-A Durham, combining to post a 3-4 record with a 3.13 ERA (21 ER/60.1 IP).
- Allowed opponents to hit just .194 (42-for-216) on the season, including a .143 (10-for-70) mark by left-handed batters.
- Surrendered one earned run or fewer in 41 of his 47 appearances on the season, including 35 outings with no earned runs.

## MINOR LEAGUE RECAP

- Has appeared in 290 minor league games, with all but two in relief, since making his professional debut in **2010** with the Mets' Rookie-level club at Kingsport.
- Was a Florida State League All-Star in **2012** with St. Lucie.
- Made his Triple-A debut in **2013**, appearing in two games with Las Vegas.

## COMPLETE RECORD

Year	Club	W-L	ERA	G	GS	CG	SHO	SV	IP	H	R	ER	HR	HB	BB	SO	WP	BK
2010	Kingsport	0-0	3.86	5	0	0	0	0	9.1	3	4	4	1	1	3	15	0	0
	Brooklyn	2-1	2.89	17	0	0	0	1	28.0	16	11	9	3	2	14	30	2	0
2011	St. Lucie	0-1	7.36	5	0	0	0	0	7.1	13	6	6	0	0	4	3	0	0
	Savannah	7-0	2.22	21	1	0	0	5	52.2	41	16	13	1	6	19	55	2	0
2012	St. Lucie	1-3	2.37	44	0	0	0	18	57.0	49	18	15	3	2	21	70	6	0
	Binghamton	2-0	5.68	6	0	0	0	1	6.1	10	4	4	2	0	4	8	1	0
2013	Binghamton	3-3	1.71	44	0	0	0	1	63.0	47	15	12	3	2	22	63	3	0
	Las Vegas	0-0	11.25	2	0	0	0	0	4.0	5	5	5	0	2	3	1	0	0
2014	Binghamton	1-2	6.07	48	0	0	0	2	56.1	77	45	38	2	6	21	43	2	0
2015	Binghamton	2-4	4.43	51	1	0	0	1	67.0	59	35	33	4	3	28	61	5	0
2016	Montgomery	3-2	3.32	13	0	0	0	0	19.0	14	13	7	0	2	12	17	2	0
	Durham	0-2	3.05	34	0	0	0	2	41.1	28	15	14	1	4	23	46	2	0
<b>Minor Totals</b>		<b>21-18</b>	<b>3.50</b>	<b>290</b>	<b>2</b>	<b>0</b>	<b>0</b>	<b>31</b>	<b>411.1</b>	<b>362</b>	<b>187</b>	<b>160</b>	<b>20</b>	<b>30</b>	<b>174</b>	<b>412</b>	<b>25</b>	<b>0</b>





# IAN KROL

46

## LEFT-HANDED PITCHER

Full Name: **Ian A. Krol**  
 Bats: **Left**      Throws: **Left**  
 Height: **6-1**      Weight: **210**  
 DOB: **May 9, 1991**      Opening Day Age: **25**  
 Born: **Hinsdale, IL**      Resides: **Naperville, IL**  
 MLB Debut: **June 5, 2013**      MLB Service Time: **2.149**  
 Acquired: **Acquired from Detroit, November 20, 2015**  
 Contract Status: **Signed through 2017**

## 2016

- In his first season with the Braves, set career-high totals with 63 appearances, 51.0 innings, 56 strikeouts, and a 3.18 ERA (18 ER)...Also tied his career high with two wins and 10 holds.
- His 63 appearances were two off the team lead.
- Began the year with Triple-A Gwinnett before the club recalled him on May 10...From that date through the end of the season, his 63 appearances tied for second most in baseball and four off the lead of San Diego's Brad Hand.
- His 63 appearances were the most by a Braves lefty since Luis Avilan pitched in 75 games in 2013.
- Made his Braves debut on 5/10 vs. PHI...Tossed a scoreless inning with one strikeout.
- Compiled a 2.55 ERA (7 ER/24.2 IP) in 28 game prior to the All-Star break...In his final 12 games prior to the break, 6/11-7/9, compiled a 1.38 ERA (2 ER/13.0 IP).
- Allowed seven runs, six earned, over an eight-game span, 8/12-8/30...In his other 55 games, compiled a 2.49 ERA (12 ER/43.1 IP).
- Lefties hit .287 (25-for-87), but allowed his only home run to a left-hander on 7/20 at CIN (Joey Votto)...Righties went 29-for-112 (.259).
- Opponents hit .291 (16-for-55) with runners in scoring position, but only .231 (6-for-26) in these situations with two outs.
- Went more than 1.0 inning in 10 appearances, including a season-best 2.0 frames in four outings (5/22 at PHI, 6/16 vs. CIN, 7/9 at CWS, 8/28 at SF).
- Compiled a 2.76 ERA (9 ER/29.1 IP) in 36 games at Turner Field...Had a 0.96 ERA (2 ER/18.2 IP) in 18 day games.

## CAREER HIGHS

Most IP  
**3.0, 9/16/15, DET at MIN**  
 Most Runs Allowed  
**5, 8/22/14, DET at MIN**  
 Most ER Allowed  
**4, 2x, last: 8/9/15, DET vs. BOS**  
 Most Hits Allowed  
**5, 6/20/15, DET at NYY**  
 Most HRs Allowed  
**2, 3x, last: 6/20/15, DET at NYY**  
 Most Walks  
**2, 8x, last: 7/23/16 at COL**  
 Most Strikeouts  
**4, 6/23/13, WSH vs. COL**  
 Longest Winning Streak  
**3 games, 9/16/15-current**  
 Longest Losing Streak  
**3 games, 6/17-7/23/15**

## 2015

- Made Detroit's Opening Day roster for the second consecutive season and appeared in 33 games out of the bullpen for the Tigers, going 2-3 (28.0IP/18ER) with a 5.79 ERA with 26 strikeouts in 28.0 innings pitched.

- Split the season between Detroit and Triple-A Toledo...Was a part of the Major League roster on four separate occasions...Optioned to Toledo on 4/23...Recalled from Toledo on 6/12... Optioned to Toledo on 6/24...Recalled from Toledo on 7/6...Optioned to Toledo on 8/10... Recalled from Toledo on 9/8 for the final time.
- Earned the win on 9/16 at MIN, pitching a career-high 3.0 innings with one walk and two strikeouts...According to the Elias Sports Bureau, he became the first Tigers reliever to earn a win while hurling at least three hitless innings on the road since Dan Miceli held the Brewers without a hit in three innings of relief in a 12-inning Detroit win at MIL on 8/21/1997.
- Lefties compiled a .326 (14-for-43) average, while right-handers batted .262 (17-for-65).

## 2014

- Made the Tigers Opening Day roster and spent the majority of his time with Detroit while also making eight appearances with Triple-A Toledo and one rehabilitation appearance with Single-A West Michigan.
- Appeared in 45 games out of the bullpen for the Tigers over three separate stints with the Club.
- Recorded his first MLB save on 6/14 vs. MIN.
- Sidelined from 6/21-7/6 with left shoulder inflammation.
- Left-handed batters hit at a .261 (18-for-69) clip, while righties hit .348 (24-for-69).

## 2013

- Appeared in 32 games with the Nationals - including making his Major League debut - in two separate stints with the club.
- Joined the Nationals organization on 3/20 as the player to be named later to complete the January 20, 2013, trade that sent Michael Morse to SEA.
- Assigned to Double-A Harrisburg to begin the season and posted a 0.69 ERA (2 ER/26.0 IP) and 29 strikeouts in 21 games before the Nationals purchased his contract on 6/4.
- Made his MLB debut vs. NYM on 6/5...Allowed a hit while striking out three in 1.0 inning of work.
- Did not allow a run in his first 10.2 major league innings (nine appearances) from 6/5-30.
- Fanned a career-high four batters on 6/23 vs. COL.
- Recorded his first Major League win on 7/25 vs. PIT (blown save) as the Nationals plated two runs in the bottom of the ninth inning.
- Assigned to Triple-A Syracuse on 8/20 and appeared in five games before being recalled by WSH on 9/1.

## MINOR LEAGUE HIGHLIGHTS

- In **2011**, missed time from 4/7-6/29 with a left elbow ulnar collateral ligament injury...Earned a Midwestern All-Star berth in **2010** during his first full season of professional baseball.

## AMATEUR

- Attended Neuqua Valley (Ill.) High School.
- Went 9-1 with a 0.94 ERA and tossed two no-hitters, including a perfect game as a junior in 2008.

## TRANSACTIONS

- Selected by the Oakland Athletics in the seventh round (213th overall) of the 2009 First-Year Player Draft...Signed by Kevin Mello.
- Acquired by the Washington Nationals as the player to be named later from the Oakland Athletics on March 20, 2013, completing a three team trade in which Washington acquired RHP A.J. Cole and RHP Blake Treinen from Oakland, the Seattle Mariners acquired OF Michael Morse from Washington, and Oakland acquired C John Jason from Seattle on January 16, 2013.
- Acquired by the Detroit Tigers along with LHP Robbie Ray and INF Steve Lombardozzi from the Washington Nationals in exchange for RHP Doug Fister on December 2, 2013.
- On Detroit disabled list (left shoulder inflammation) from June 21 to July 6, 2014; included an injury rehabilitation assignment to West Michigan (A).
- Acquired by the Atlanta Braves along with LHP Gabe Speier from the Detroit Tigers in exchange for OF Cameron Maybin and cash considerations on November 20, 2015.



COMPLETE RECORD

Year	Club	W-L	ERA	G	GS	CG	SHO	SV	IP	H	R	ER	HR	HB	BB	SO	WP	BK
2009	AZL Athletics	0-0	0.00	1	1	0	0	0	1.0	0	0	0	0	0	0	0	0	0
	Vancouver	0-1	8.10	3	1	0	0	0	3.1	6	5	3	0	0	1	4	0	0
2010	Kane County	9-4	2.65	24	23	0	0	0	118.2	98	42	35	5	7	19	91	2	3
	Stockton Ports	1-0	3.66	4	4	0	0	0	19.2	18	9	8	3	1	9	20	0	0
2011	AZL Athletics	0-0	0.00	3	3	0	0	0	5.0	0	0	0	0	0	0	6	0	0
2012	Stockton	1-7	5.21	21	15	0	0	0	86.1	95	64	50	13	3	24	79	1	1
	Midland	1-2	5.06	8	0	0	0	0	10.2	11	6	6	0	0	2	10	2	0
2013	Harrisburg	0-0	0.69	21	0	0	0	1	26.0	14	4	2	1	2	7	29	0	0
	Washington	2-1	3.95	32	0	0	0	0	27.1	28	12	12	5	0	8	22	2	0
	Syracuse	1-1	4.91	5	0	0	0	0	3.2	2	2	2	0	0	1	7	0	0
2014	Detroit	0-0	4.96	45	0	0	0	1	32.2	42	23	18	6	2	13	28	1	1
	West Michigan#	0-0	0.00	1	0	0	0	0	1.0	0	0	0	0	0	0	1	0	0
	Toledo	0-0	3.86	8	0	0	0	0	7.0	11	3	3	1	0	1	12	0	0
2015	Detroit	2-3	5.79	33	0	0	0	0	28.0	31	19	18	4	2	17	26	0	0
	Toledo	1-1	2.30	28	0	0	0	1	31.1	21	10	8	0	0	13	34	3	0
2016	Gwinnett	1-2	4.38	12	0	0	0	1	12.1	10	6	6	1	0	6	14	1	0
	Atlanta	2-0	3.18	63	0	0	0	0	51.0	54	19	18	4	3	13	56	5	0
Minor Totals		15-18	3.40	139	47	0	0	3	326.0	286	151	123	24	13	83	307	9	4
A.L. Totals		2-3	5.34	78	0	0	0	1	60.2	73	42	36	10	4	30	54	1	1
N.L. Totals		4-1	3.45	95	0	0	0	0	78.1	82	31	30	9	3	21	78	7	0
Atlanta Totals		2-0	3.18	63	0	0	0	0	51.0	54	19	18	4	3	13	56	5	0
Major Totals		6-4	4.27	173	0	0	0	1	139.0	155	73	66	19	7	51	132	8	1

Bold indicates led league; #Injury rehabilitation assignment

MAJOR LEAGUE FIELDING RECORD

Position	PCT	G	PO	A	E	TC	DP
Pitcher	.941	173	11	21	2	34	4

### BULLPEN BITS

The Braves bullpen used 26 different pitchers in a relief role in 2016, compiling an overall 28-29 record and a 3.95 ERA (249 ER/567.1 IP). The 567.1 innings set a franchise record, while finishing fifth in baseball. The previous record was 557.0 IP by the 1985 team.

The bullpen also set a franchise record with 543 strikeouts. Braves relievers compiled a K/9 rate of 8.61. That mark was the sixth highest by any Braves bullpen.

The Braves bullpen allowed 42 home runs, the fewest in the NL and two behind the MLB lead of the Chicago White Sox. Braves relievers allowed two home runs after September 1, the fewest in baseball.

Player	Innings	Player	Innings
Jim Johnson	64.2	Brandon Cunniff	17.0
Ian Krol	51.0	Jason Grilli	17.0
Arodys Vizcaino	38.2	Joel De La Cruz	16.2
Mauricio Cabrera	38.1	Casey Kelly	16.2
Chris Withrow	37.2	Dario Alvarez	15.0
Hunter Cervenka	34.0	Tyrell Jenkins	12.0
Jose Ramirez	32.2	Jed Bradley	7.0
Alexi Ogando	32.0	Madison Younginer	7.0
Eric O'Flaherty	28.2	Shae Simmons	6.2
Ryan Weber	28.1	Matt Marksberry	3.1
John Gant	20.0	Dan Winkler	2.1
Chaz Roe	20.0	Jason Hursh	1.1
Bud Norris	18.1	Matt Wisler	1.0

**NON-ROSTER INVITEE**

# BLAKE LALLI

# 18

## CATCHER

Full Name: **Blake Lalli**Bats: **Left**Throws: **Right**Height: **6-1**Weight: **210**DOB: **May 12, 1983**Opening Day Age: **33**Born: **Pittsburgh, PA**Resides: **Shelby, NC**MLB Debut: **May 18, 2012**MLB Service Time: **0.071**Acquired: **Signed as a free agent, October 16, 2016**Contract Status: **Signed through 2017**

## 2016

- In his first season in the organization, played the majority of the year with Atlanta's Triple-A affiliate Gwinnett Braves...Batted .256 (89-for-348) with 22 doubles, one home run and 36 RBI in 109 games at the minor league level.
- With Gwinnett, appeared in 60 games at first base, including 52 starts...Played in 45 games at catcher, making 42 starts...Also pitched in three games totaling 3.0 innings.
- Batted .350 (48-for-137) in 42 games after the Triple-A All-Star break...Had 14 doubles, a .391 on-base percentage and an .843 OPS in that span....In 68 games prior to the break his batting average was .194 (41-for-211).
- Had his contract purchased from Gwinnett on 9/11 and appeared in 10 games with Atlanta, going 2-for-13 (.154)...Made one start at first base on 9/16 (0-for-4)...His appearance as a pinch-hitter (0-for-1) on 9/11 was his first appearance in the majors since 5/14/13 with MIL.
- Collected a pinch-single in the eighth inning on 9/14 for his first Major League hit since singling as a pinch-hitter on 5/2/13.
- Drove in a run on 9/29, his first RBI at the Major League level since 4/20/13.

## 2015

- Spent his second consecutive season with the Diamondbacks organization and hit .260 (64-for-246) over 81 games...It was his fourth consecutive season at the Triple-A level.
- Made 68 appearances (63 starts) at catcher and committed just one error in 494 total chances for a .998 fielding percentage.
- Hit .349 (29-for-83) over his final 29 games of the season to lift his average 47 points from .213 to .260.

## CAREER HIGHS

Most Runs

**1, 2x, last: 5/2/13, MIL vs. STL**

Most Hits

**1, 7x, last: 9/29/16 vs. PHI**

Most Doubles

**1, 9/29/16 vs. PHI**

Most Triples

**None**

Most Home Runs

**None**

Most RBI

**2, 5/21/12, CHI at HOU**

Most Walks

**1, 5/26/12, CHI at PIT**

Most Stolen Bases

**None**

Longest Hitting Streak

**2 games, 5/1-2/13**

## 2014

- Played 93 games with Triple-A Reno and batted .275 (78-for-284) with 17 doubles and 27 RBI.
- Threw out 41.0 percent (28-of-69) at attempted basestealers, the third-best percentage in the Pacific Coast League.

**2013**

- Hit .125 (3-for-24) in 16 games for the Brewers, starting five games at first base and one game at catcher.
- Also appeared in 82 games with Triple-A Nashville, batting .282 (80-for-284) with 14 doubles, 11 home runs, 35 RBI and 36 runs scored.

**2012**

- In his seventh professional season, made his Major League debut as a pinch-hitter (0-for-1), 5/18 vs. CWS... Appeared in six games total for the Cubs.
- Combined to hit .256 (81-for-316) with 20 doubles, eight home runs, and 41 RBI in 97 games between Triple-A Iowa (CHI) and Triple-A Sacramento (OAK).

**2011**

- Batted .287 (100-for-349) with 22 doubles, nine home runs and 52 RBI in his third straight full season with Double-A Tennessee.
- Named to the Southern League Mid-Season All-Star team for the third consecutive season.

**2010**

- Appeared in 130 games for Tennessee and hit .311 (141-for-453) with 23 doubles, four homeruns and 52 RBI to earn his second straight selection to the Southern League Mid-Season All-Star team.

**2009**

- Spent the entire season with Tennessee, batting .314 (117-for-373) with 25 doubles, five homers and 52 RBI to earn his first selection to the Southern League Mid-Season All-Star team.

**2008**

- Batted .326 (130-for-399) with 38 doubles, 11 homers, and 70 RBI in 111 games between Single-A Peoria, Single-A Daytona and Double-A Tennessee.

**2007**

- Compiled a .295 (79-for-268) average with 13 doubles, four home runs and 33 RBI in 77 games with Peoria (A).

**2006**

- Made his professional debut and batted .173 (13-for-75) with three doubles and four RBI in 25 games between Single-A Boise and Peoria (A).

**AMATEUR**

- Attended Gardner-Webb University and earned First-Team All-Atlantic Sun Conference honors twice (2005, 2006).
- Became the first alumnus of GWU to reach the Majors when he debuted with Chicago in 2012.

**PERSONAL**

- He and his wife Sherri have two children, Olivia and Brock.
- Is a 2001 graduate of Pine-Richland (Penn.) HS, where he was teammates with Neil Walker.

**TRANSACTIONS**

- Signed by the Chicago Cubs as a non-drafted free agent on May 22, 2006...Signed by Billy Swoops.
- Acquired by the Oakland Athletics from the Chicago Cubs in exchange for C Anthony Recker on August 27, 2012.
- Signed by the Milwaukee Brewers to a minor league contract on November 19, 2012.
- Signed by the Arizona Diamondbacks to a minor league contract on October 28, 2013.
- Signed by the Atlanta Braves to a minor league contract on January 26, 2016.
- Signed by the Atlanta Braves to a minor league contract on October 16, 2016.



## COMPLETE RECORD

Year	Club	AVG	G	AB	R	H	2B	3B	HR	RBI	SH	SF	HP	BB	SO	SB-CS	OBP	SLG	E
2006	Boise	.000	3	7	0	0	0	0	0	0	0	0	0	1	1	0-0	.125	.000	0
	Peoria	.191	22	68	3	13	3	0	0	4	0	0	2	3	11	1-1	.247	.235	2
2007	Peoria	.295	77	268	29	79	13	0	4	33	2	1	3	18	43	3-1	.345	.388	1
2008	Peoria	.283	12	46	5	13	4	0	1	7	0	1	0	2	9	0-0	.306	.435	2
	Daytona	.343	76	283	30	97	29	0	7	49	1	3	3	19	34	0-0	.386	.519	7
	Tennessee	.286	22	70	9	20	5	0	3	14	0	0	0	4	18	0-0	.324	.486	1
2009	Tennessee	.314	118	373	49	117	25	0	5	52	1	2	4	32	50	0-2	.372	.421	6
2010	Tennessee	.311	130	453	63	141	23	0	4	52	0	1	2	68	53	0-2	.403	.389	7
2011	Tennessee	.287	108	349	40	100	22	1	9	52	0	3	2	39	59	0-0	.359	.433	8
2012	Iowa	.259	93	301	33	78	20	0	7	40	0	6	0	17	54	0-1	.293	.395	3
	Chicago (NL)	.133	6	15	1	2	0	0	0	2	0	0	0	1	3	0-0	.188	.133	0
	Sacramento	.200	4	15	1	3	0	0	1	1	0	0	0	1	1	0-1	.250	.400	0
2013	Nashville	.282	82	284	36	80	14	0	11	35	3	1	1	22	68	0-0	.334	.447	7
	Milwaukee	.125	16	24	1	3	0	0	0	2	0	0	0	0	7	0-0	.125	.125	2
2014	Reno	.275	93	284	31	78	17	1	3	29	0	0	1	27	57	0-2	.340	.373	5
2015	Reno	.260	81	246	18	64	10	0	3	30	2	4	2	21	28	0-2	.319	.337	1
2016	Gwinnett	.256	109	348	28	89	22	0	1	36	4	4	2	22	60	1-1	.301	.328	8
	Atlanta	.154	10	13	0	2	1	0	0	1	0	0	0	0	3	0-0	.154	.231	0
<b>Minor Totals</b>		<b>.286</b>	<b>1030</b>	<b>3395</b>	<b>375</b>	<b>972</b>	<b>207</b>	<b>2</b>	<b>59</b>	<b>434</b>	<b>13</b>	<b>26</b>	<b>22</b>	<b>296</b>	<b>546</b>	<b>5-13</b>	<b>.345</b>	<b>.401</b>	<b>58</b>
<b>Atlanta Totals</b>		<b>.154</b>	<b>10</b>	<b>13</b>	<b>0</b>	<b>2</b>	<b>1</b>	<b>0</b>	<b>0</b>	<b>1</b>	<b>0</b>	<b>0</b>	<b>0</b>	<b>0</b>	<b>3</b>	<b>0-0</b>	<b>.154</b>	<b>.231</b>	<b>0</b>
<b>Major Totals</b>		<b>.135</b>	<b>32</b>	<b>52</b>	<b>2</b>	<b>7</b>	<b>1</b>	<b>0</b>	<b>0</b>	<b>5</b>	<b>0</b>	<b>0</b>	<b>0</b>	<b>1</b>	<b>13</b>	<b>0-0</b>	<b>.151</b>	<b>.154</b>	<b>2</b>

Bold indicates led league; #Injury rehabilitation assignment

## MAJOR LEAGUE FIELDING RECORD

Position	PCT	G	PO	A	E	TC	DP
First Base	.967	11	59	0	2	61	7
Catcher	1.000	5	22	0	0	22	0

## 2016 BRAVES MONTHLY BATTING/PITCHING TOTALS

Month	G	Avg.	Runs	HR	W-L	Sv-Op	ERA	SO-BB
April	23	.229	75 (3.3)	5	5-18	4-9	5.05	94-180
May	28	.228	86 (3.1)	16	10-18	5-7	3.72	79-220
June	28	.256	103 (3.7)	18	12-16	6-9	4.37	102-222
July	26	.252	96 (3.7)	26	10-16	6-11	4.56	89-178
August	28	.268	140 (5.0)	27	13-15	8-9	5.19	97-212
Sept./Oct.	28	.289	149 (5.3)	30	18-10	10-13	4.28	86-215



# JACOB LINDGREN

# 68

## LEFT-HANDED PITCHER

Full Name: **Jacob Stephen Lindgren**

Bats: **Left**

Throws: **Left**

Height: **5-11**

Weight: **210**

DOB: **March 12, 1993**

Opening Day Age: **24**

Born: **Biloxi, MS**

Resides: **Bay St. Louis, MS**

MLB Debut: **May 25, 2015**

MLB Service Time: **0.134**

Acquired: **Signed as a free agent, December 4, 2016**

Contract Status: **Signed through 2017**

## 2016

- Missed the majority of the season after undergoing "Tommy John" surgery on 8/5... Yankees Head Team Physician Dr. Christopher Ahmed performed the operation at New York-Presbyterian Hospital.
- Went to spring training with NYY, but began the season with Single-A Tampa and pitched in six games before being shut down.

## 2015

- Made his MLB debut while compiling a 5.14 ERA (7.0IP, 4ER) without recording a decision over seven relief appearances in one stint with the Yankees (5/24-6/13).
- Selected to the 25-man roster from Triple-A Scranton/Wilkes-Barre on 5/24.
- Made his MLB debut in a 5/25 win vs. KC, closing out the game with 2.0 scoreless innings (2 BB, 2K)...Made his debut at 22 years, 74 days old, becoming the youngest pitcher to appear for the Yankees since Phil Hughes in 2008 (age 21) and the youngest LHP to do so since Sterling Hitchcock in 1992 (age 21).
- Recorded his first career strikeout (Paulo Orlando, swinging).
- Became the first Yankee to make his MLB debut within one year of being drafted (second round of 2014) since OF Deion Sanders (30th round in '88) made his debut on 5/31/89 vs. SEA.
- Became the third member of the 2014 MLB draft class to appear in a Major League game in 2015, joining LHP Carlos Rodon (Chicago-AL, first round, third overall pick) and LHP Brandon Finnegan (Kansas City, first round, 17th overall pick)...Finnegan threw 3.0 scoreless innings in the game, marking the first time that two

## CAREER HIGHS

Most IP

**2.0, 5/25/15, NYY vs. KC**

Most Runs Allowed

**2, 5/29/15, NYY at OAK**

Most ER Allowed

**2, 5/29/15, NYY at OAK**

Most Hits Allowed

**3, 5/29/15, NYY at OAK**

Most HRs Allowed

**1, 3x, last: 6/12/15, NYY at BAL**

Most Walks

**2, 5/25/15, NYY vs. KC**

Most Strikeouts

**2, 3x, last: 6/5/15, NYY vs. LAA**

Longest Winning Streak

**None**

Longest Losing Streak

**None**

players appeared in the same game less than one year after being drafted since Giants RHP Tim Lincecum and Mets RHP Joe Smith both pitched in the same game on 5/29/07.

- Underwent surgery on 6/22 to remove a bone spur in his left elbow...The surgery was performed by Yankees Head Team Physician Dr. Christopher Ahmad, at New York-Presbyterian Hospital.

## 2014

- Made his professional debut with GCL Yankees 1, Single-A Charleston, Single-A Tampa and Double-A Trenton...Went 2-1 with one save, a 2.16 ERA (25.0IP, 6ER) and 48 strikeouts in 19 relief appearances.
- Held opponents to a .135 batting average (12-for-89).
- Following the season, was tabbed by *Baseball America* as the eighth-best prospect in the Yankees organization.

## AMATEUR

- Played three seasons for Mississippi State, going 12-6 with a 2.64 ERA (139.2IP, 41ER) and 189K... Was a 2014 All-American and named to the 2014 All-SEC First Team...posted a 0.81 ERA with 100K during his junior year, leading the country in strikeouts among relievers and strikeouts per nine innings (16.3).

## PERSONAL

- Despite being a left-handed pitcher, is primarily right-handed.
- Lived on the Mississippi Gulf Coast when Hurricane Katrina hit...Assisted with recovery efforts.
- Both of his parents served in the Marine Corps.

## TRANSACTIONS

- Selected by the Chicago Cubs in the 12th round of the 2011 First-Year Player Draft, but did not sign.
- Selected by the New York Yankees in the second round of the 2014 First-Year Player Draft...Signed by Andy Cannizaro.
- On New York (AL) 60-day disabled list (recovering from left elbow surgery) from September 7 to November 4, 2015
- Signed by the Atlanta Braves to a one-year contract on December 4, 2016.

## COMPLETE RECORD

Year	Club	W-L	ERA	G	GS	CG	SHO	SV	IP	H	R	ER	HR	HB	BB	SO	WP	BK
2014	GCL Yankees1	0-0	0.00	1	0	0	0	0	1.0	2	0	0	0	0	0	2	0	0
	Charleston	1-0	1.80	4	0	0	0	1	5.0	1	1	1	0	1	0	11	4	0
	Tampa	0-0	0.00	6	0	0	0	0	7.1	3	1	0	0	0	4	17	2	0
	Trenton	1-1	3.86	8	0	0	0	0	11.2	6	6	5	0	0	9	18	3	0
2015	Scranton/WB	1-1	1.23	15	0	0	0	3	22.0	16	7	3	0	0	10	29	2	0
	New York (AL)	0-0	5.14	7	0	0	0	0	7.0	5	4	4	3	0	4	8	0	0
2016	Tampa	1-0	2.57	6	0	0	0	1	7.0	0	4	2	0	1	9	8	6	0
<b>Minor Totals</b>		<b>4-2</b>	<b>1.83</b>	<b>40</b>	<b>0</b>	<b>0</b>	<b>0</b>	<b>5</b>	<b>54.0</b>	<b>28</b>	<b>19</b>	<b>11</b>	<b>0</b>	<b>2</b>	<b>32</b>	<b>85</b>	<b>17</b>	<b>0</b>
<b>A.L. Totals</b>		<b>0-0</b>	<b>5.14</b>	<b>7</b>	<b>0</b>	<b>0</b>	<b>0</b>	<b>0</b>	<b>7.0</b>	<b>5</b>	<b>4</b>	<b>4</b>	<b>3</b>	<b>0</b>	<b>4</b>	<b>8</b>	<b>0</b>	<b>0</b>
<b>Major Totals</b>		<b>0-0</b>	<b>5.14</b>	<b>7</b>	<b>0</b>	<b>0</b>	<b>0</b>	<b>0</b>	<b>7.0</b>	<b>5</b>	<b>4</b>	<b>4</b>	<b>3</b>	<b>0</b>	<b>4</b>	<b>8</b>	<b>0</b>	<b>0</b>

Bold indicates led league; #Injury rehabilitation assignment

## MAJOR LEAGUE FIELDING RECORD

Position	PCT	G	PO	A	E	TC	DP
Pitcher	.500	7	0	1	1	2	0



# NICK MARKAKIS

# 22

## OUTFIELDER

Full Name: **Nicholas Markakis**

Bats: **Left**

Throws: **Left**

Height: **6-1**

Weight: **215**

DOB: **November 17, 1983**

Opening Day Age: **33**

Born: **Woodstock, GA**

Resides: **Monkton, MD**

MLB Debut: **April 3, 2006**

MLB Service Time: **11.000**

Acquired: **Signed as a free agent on December 5, 2014**

Contract Status: **Signed through 2018**

## CAREER HIGHLIGHTS

- 2017 marks his 15th professional season and his 12th Major League campaign...Played his entire career with Baltimore prior to signing a four-year contract with Atlanta as a free agent on December 5, 2014.
- Twice named a Rawlings **Gold Glove** Award winner among American League right fielders, originally winning the honor in 2011 before collecting the award a second time in 2014.
- Has been a constant in the lineup and in right field since the start of the 2006 season...In that 11-year span, he has averaged 153 games played with 172 hits, 36 doubles, 73 RBI and 81 runs scored per season.
- Since entering the league in 2006:
  - ✓ Has hit the sixth-most doubles in the majors with 392;
  - ✓ Has collected 1,889 hits, the fifth most in MLB;
  - ✓ Has 151 three-hit games, the third most in MLB;
  - ✓ Leads all MLB outfielders with 14,428 innings played;
  - ✓ His .993 fielding percentage is tops among right fielders and ranks ninth among all outfielders.
- Stroked at least 40 doubles every year from 2007-10...Among players that began their careers after 19XX, only five outfielders have as many or more 40+ double seasons as Markakis: Bobby Abreu (7), Magglio Ordonez (4), Luis Gonzalez (4), Garret Anderson (4) and Larry Walker (4).
- Snapped his historic streak of 398 games played in the outfield without an error on June 25, 2015 at WSH after being charged with a fielding error in the first inning.

## CAREER HIGHS

Most Runs

**3, 17x, last: 9/12/16 vs. MIA**

Most Hits

**5, 7/3/11, BAL at ATL**

Most Doubles

**3, 2x, last: 4/10/16 vs. STL**

Most Triples

**1, 17x, last: 7/21/15 vs. LAD**

Most Home Runs

**3, 8/22/06, BAL vs. MIN**

Most RBI

**6, 6/10/11, BAL vs. TB**

Most Walks

**4, 2x, last: 5/6/12, BAL at BOS**

Most Stolen Bases

**2, 6/17/07, BAL vs. ARI**

Longest Hitting Streak

**19 games, 6/8-30/11**

- Played his 393rd straight error-free game in the outfield on June 18, 2015 setting a Major League record for the most consecutive errorless games by an outfielder...Broke Darren Lewis' record (392), set from 1990-1994.

- Finished the 2014 season among Baltimore's franchise all-time top-10 in games (10th, 1,365), at-bats (9th, 5,331), runs (8th, 749), hits (6th, 1,547), doubles (6th, 316), RBI (9th, 658), walks (9th, 553), average (5th, .290), OBP (9th, .358), OPS (9th, .793), total bases (6th, 2,318) and multi-hit games (4th, 435).
- Became the all-time leader in Oriole Park at Camden Yards history in hits (767) with a pair of base hits on May 22, 2014 vs. CLE to pass Cal Ripken Jr. (702 hits). Also became the all-time leader in at-bats (2,646) at Oriole Park at Camden Yards during the 2014 season.
- Became the second player in Orioles history to record six seasons with 50+ multi-hit games (2007-11, 2014) on September 13, 2014 vs. NYY, joining Eddie Murray (1978-80, 1982-84).
- Collected his 1,500th hit on August 1, 2014 vs. SEA, becoming the second outfielder in Orioles history with at least 1,500 hits (Brady Anderson, 1,589).
- Garnered American League Player of the Week award, winning the honors for the week of July 17, 2011, after going 6-for-14 (.429) with two doubles, two homers, five runs scored and six RBI in four games.
- Named American League Rookie of the Month for August 2006 after hitting .354 (34-for-96) with a .400 OBP over 26 games. Stroked 10 home runs and 26 RBI for the month.

## 2016

- In his second season with the organization played in a team-best (tied with Freddie Freeman) 158 games while batting .269 (161-for-599) with 38 doubles, 13 home runs, 89 RBI.
- Led the club with a .308 (53-for-172) batting average and 70 RBI when batting with runners in scoring position...Thirty-two of those 70 RBI came with two outs.
- Posted double-digit home runs (13) for the 10th time in his last 11 seasons.
- Ranked second on the team and tied for ninth in the National League with 38 doubles...His 38 doubles matched his total from the 2015 season and were the most since he hit 45 in 2010.
- Since joining the Braves prior to the 2015 season, has 76 doubles, the fifth-most in the National League...Had six consecutive doubles, 4/9-11... Also tied a Braves franchise record for the most doubles (11) in the month of April (Hank Aaron, 1969 and Marcus Giles, 2003).
- Drove in 89 runs, his highest total since collecting 101 RBI during the 2009 season.

- Opened the season batting .302 (26-for-86) with 11 doubles in 23 April games...During the month of May, hit .190 (19-for-100) with three doubles... Beginning 6/1, posted a .281 (116-for-413) batting average with 24 doubles, 12 of his 13 home runs and a .347 on-base percentage while playing in 108 of the teams' 110 games through the end of the season.
- Stroked three doubles in a game for the second time in his career on 4/10 vs. STL.
- Batted .381 (16-for-42) with a .458 on-base percentage during a season-high 11-game hitting streak, 9/7-19...His batting average when hitting with runners in scoring position during the run was .438.

## 2015

- Completed his first season with Atlanta and his 10th Major League season batting .296 (181-for-612) with 38 doubles, three home runs, 53 RBI and 73 runs scored in 156 games.
- Posted his highest double total (38) since hitting 45 in 2010.
- Ranked ninth in the National League with a .370 on-base percentage...It was his highest mark since 2008 (.406).
- ated .308 (82-for-266) from 7/20 through the remainder of the season (a span of 64 games).
- Collected 52 multi-hit games, the fourth most in the National League and tied for the 10th most in the Majors.
- Led off 9/25's game at MIA with a line-drive homer to right field, his second game-opening homer of the season (also 7/20) and the fourth of his career.
- Posted two double-digit hitting streaks. His first was a team-best 15 games and came 7/24-8/8 (.379 25-for-66)...His second was 11 games from 8/19-30 (.375, 18-for-48).
- Snapped his historic streak of 398 games played in the outfield without an error on 6/25 at WSH after being charged a fielding error in the first inning.
- Played his 393rd straight error-free game in the outfield on 6/18 setting a Major League record for most consecutive errorless games by an outfielder...Broke Darren Lewis' record (392), set from 1990-1994.
- The majority of his at-bats came as the No. 1, No. 3 and No. 4 batter in the lineup...Produced a .295 (74-for-251) average while batting leadoff.
- Went 41-for-134 (.306) when batting with runners in scoring position...Had 46 RBI in such situations.



## 2014

- Played in at least 155 games for the seventh time in the last eight seasons (2007-11, '13-14), the fourth-most in Baltimore club history (Cal Ripken, 15; Brooks Robinson, 11; Eddie Murray, 9).
- Ended the season with 328 consecutive errorless games in the OF (dating to 8/11/12), just eight games shy of Rich Amaral's American League record of 336 (1995-2000).
- Collected two hits on 5/22 vs. CLE, tying and passing Cal Ripken Jr. (702 hits) to become the all-time leader in hits at Oriole Park.
- Hit .346 (36-for-104) in close and late situations, with nine extra-base hits and a .393 OBP.
- Led the majors with 617 at-bats out of the leadoff spot in the lineup, stroking 169 hits from the top of the batting order to finish fourth in the league among leadoff hitters.
- Put together an 18-game hitting streak from 4/21-5/11, hitting .356 (26-for-73) with three doubles, two homers and eight RBI during the streaks duration...The streak was the longest by an Orioles hitter on the year and fell one game short of his career-long hitting streak of 19 games, done from 6/8-6/30/11.
- Passed Ken Singleton (1,456) and moved into sixth place on the Orioles all-time hit list on 6/16 at TB.
- Stroked the first leadoff home run of his career on 8/3, a game Baltimore went on to win 1-0... It was the Orioles' first win in franchise history in which the first and only run came courtesy of a leadoff homer.
- Hit his 10th home run of the season on 8/4 at WSH, tying Brady Anderson for fourth in club history with nine seasons of 20+ doubles and 10+ home runs.
- Posted his 427th career multi-hit game, 8/10 vs. STL, passing Brady Anderson for sole possession of fourth place on Baltimore's all-time list.
- Snapped a season-worst 0-for-21 stretch from 8/19-24 with his 12th home run of the season on 8/25 vs. TB (Odorizzi)...His five-game hitless stretch tied the longest of his career, done four times (4/21-28/06, 8/29-9/2/11, 9/12-17/11).
- Hit back-to-back home runs with Alejandro De Aza to start the game on 9/25 at NYY, becoming the first pair of Orioles to hit back-to-back home runs to start a road game since Jerry Hairston, Jr. and Mike Bordick on 6/6/01 at NYY...
- Underwent successful fusion surgery to repair a herniated disc in his neck on December 17, 2014...The surgery was performed by Dr. Steven Wray in Atlanta, Ga.

## 2013

- Became the franchise leader with his seventh Opening Day start in right field (all consecutive)...
- Moved into the top 10 in Baltimore franchise history in hits (10th, 1,370), total bases (10th, 2,070), extra-base hits (10th, 431), doubles (289) and RBI (9th, 608).
- Was a Gold Glove finalist among AL RF (1,000 fielding %).
- Had four straight multi-hit games, 5/9-12.
- Had a season-best 12-game hit streak, 5/15-27, batting .377 (20-for-53).
- Snapped a career-worst 31-game streak without an extra-base hit, 8/25 vs. OAK, with a double and home run.

## 2012

- Had his first injury-plagued season in 2012 and made his first two career appearances on the disabled list...Was on the DL from 5/3-7/9 (right hamate bone fracture) and again 9/9 through the end of season (broken thumb).
- In limited action, the Orioles went 62-42 in his starts and he batted .336/.397/.559 in the 62 wins.
- Became one of 14 players in the majors with 25+ doubles from 2006-12.
- Had his highest season average (.298) and OPS (.834) since 2008 (.306 and .897, respectively).
- Became first Oriole to hit a home run in first at-bat on Opening Day since Luis Matos (4/4/05).
- Had surgery performed to repair the the right hamate bone on 6/1/2012, performed by Dr. Brian Schofield. Returned to the starting lineup on 7/13 and batted leadoff for first time in his career that night vs. DET.
- Broke left thumb with a hit-by-pitch by CC Sabathia on 9/8 vs. NYY, ending his season...Had surgery performed on the thumb on 9/11/ 2012, performed by Dr. Brian Schofield.
- Batted leadoff in all 54 games after returning at the end of the All-Star break, batting .335/.390/.489 with 34 runs, 15 doubles, two triples, five home runs and 28 RBI in that span.
- Hit last of Orioles three consecutive home runs to start the game, 5/10 vs. TEX [1], setting an American League record.

## 2011

- Won his first career Rawlings **Gold Glove** Award after completing the first error-free season of 150 or more games played by an Orioles outfielder in franchise history and finished fifth in the American League with 14 outfield assists.

- Became the third Orioles outfielder to win a **Gold Glove**, joining Paul Blair (1967, 1969-75) and Adam Jones (2009).
- Named American League Player of the Week for 7/14-17...Went 6-for-14 (.429) with two doubles, two homers, five runs scored and six RBI in four games.
- Recorded his 1,000th career hit with a third-inning single on 7/15, becoming the 14th player to record 1,000 or more hits for the Orioles.
- Ranked among AL leaders in games (160, 3rd), at-bats (641, 4th), plate appearances (716, 5th), hits (182, 10th), singles (135, 5th), times on base (251, 9th) and outfield assists (14, 5th)...
- Over a five-season span (2007-11), was one of two American Leaguers (Ichiro) to collect 180 or more hits and one of four American Leaguers (Robinson Cano, David Ortiz, Michael Young) to hit 30 or more doubles.
- Played in 160 games, the fourth time in his previous five seasons he played in 160 or more and fifth straight season he led the Orioles in games played.
- Set career and team-season-high with 19-game hitting streak, 6/8-30...Hit .414 during the run.
- Set career-high with five hits, 7/3 at ATL.
- Set career-high with six RBI, 6/10 vs. TB.
- Made first career start at first base, 6/1 at SEA.

## 2010

- Finished the season tied for fourth in the American League with 45 doubles and became third player in Major League history with four straight 43-double seasons, joining Joe Medwick (1935-39) and Tris Speaker (1920-23), both of whom are in the Hall of Fame.
- Became the first player in Orioles history with four consecutive 40-double seasons and the 19th outfielder since 1900 with four-or-more seasons of 40 doubles or more in his career... The streak of four consecutive years tied him for third-most among outfielders since 1900 behind Medwick (7 seasons from 1933-39), Harry Heilmann (5 seasons from 1923-27) and Tris Speaker (four seasons from 1920-23).
- Batted .361 against left-handed pitching, the highest average in MLB for a left-handed hitter.
- Tied his then career-high with four hits on 8/6 vs. CWS.
- Collected his 200th career double, 8/16 vs. SEA.

## 2009

- Drove in 100 runs (101) for the second time in his career (112 in 2007).
- Tied for the American League lead with 161 games played, the second time in his career he played 161 in a season (2007).
- Collected 45 doubles, sixth most in the AL (third consecutive season of 40+).
- Finished in the top 10 in the AL in games (T1st, 161), sac flies (T1st, 10), at-bats (3rd, 642), plate appearances (6th, 711), doubles (6th, 45) and hits (T7th, 188).
- Reached base safely in a career-high 38 consecutive games, 7/5-8/18, batting .335 (54-161) with a .935 OPS.
- Collected team-leading 52 multi-hit and 28 multi-RBI games.
- Hit second career grand slam off Brad Penny, 4/17 at BOS
- Hit safely in a then career-high-tying 17 straight games, 4/13-5/1, batting .385 (25-for-65) with a 1.059 OPS in that time.
- Tied a then career-high (12 times) with four hits (6/25 at FLA, 6/17 vs. NYM and 4/21 vs. CWS).

## 2008

- Appeared in 157 games in his third MLB season, setting career highs in average (.306), runs scored (106), doubles (48), walks (99), on-base percentage (.406) and slugging percentage (.491)...Led the Majors with 17 outfield assists.
- Finished among the top-25 in the American League in 16 categories: road batting average (1st, .330), times on base (1st, 283), walks (2nd, 99), on-base percentage (3rd, .406), doubles (T3rd, 48), runs (4th, 106), on-base plus slugging (7th, .897), games played (T9th, 157), average (10th, .306), hits (T10th, 182), extra-base hits (T10th, 69), total bases (T11th, 292), multi-hit games (T12th, 51), slugging percentage (20th, .491), at-bats (20th, 595) and RBI (23rd, 87).
- Hit safely in a career-high 17 straight games, 6/22-7/10, batting .397 (27-for-68, 9 doubles, 2 home runs, 18 RBI and 21 runs).
- Set a career-high with four walks, 6/22 at MIL.
- Had second career multi-HR game on 9/14 vs. MIN, reaching 20 HR for the second straight season.

## 2007

- In his sophomore MLB season, was named Most Valuable Oriole by local media after batting .300 with 23 home runs and 112 RBI in 161 games.
- Ranked in the top-25 in the American League in 11 categories: games played (3rd, 161), go-ahead RBI (T4th, 31), doubles (T6th, 43), at-bats (7th, 637), hits (7th, 191), total bases (7th, 309), RBI (8th, 112), extra-base hits (T9th, 69), multi-hit games (T9th, 57), runs (17th, 97), average (19th, .300) and stolen bases (T21st, 18).
- Hit 15 of his team-leading 23 home runs at home and slugged .519 at Camden Yards.
- Hit his first career grand slam on 4/13 vs. KC.
- Homered on 9/16 at TOR, giving him 20 HR and 100 RBI for the year...Joined Jim Gentile (141 in 1961) and Cal Ripken (102 in 1983) as the only Orioles to drive in 100 or more runs in their second full season.
- Hit his first career game-winning home run in the bottom of the eighth inning on 9/24 vs. KC.

## 2006

- Set an Orioles rookie record for highest batting average (.291) among qualifiers with 502 plate appearances.
- Finished sixth in American League Rookie of the Year voting and was named as an outfielder on the Baseball Digest and Topps All-Rookie Teams.
- Beginning on 5/27, started 98 of the final 103 games, including 96 starts in right field, and batted .314 through the end of the season.
- Named American League Rookie of the Month for August...Hit safely in 22 of 26 games, batting .354 (34-for-96) with seven doubles, 10 home runs, 26 RBI, 22 runs scored and a .740 slugging percentage...His 10 home runs in August set an Orioles record for a rookie in a calendar month... Became the 11th rookie in the last 50 years to hit at least 10 homers in a calendar month.
- Batted .354 in August, his third consecutive month with an average over .335.
- Made his Major League debut in the season opener on 4/3 vs. TB, entering defensively in right field in the ninth inning...Went 1-for-3 with 3 walks in his first start on 4/5 vs. TB, homering off Devil Rays' Dan Miceli for his first MLB hit..
- Became the third player since 1959 to draw walks in each of his first three Major League plate appearances (ARI's Danny Klassen on 7/4/98 and KC A's Bob "Rocky" Johnson in 1960).

- Matched an Orioles record by hitting three home runs on 8/22 vs. MIN...Marked the 18th time in club history a player hit three home runs.. Became the 21st rookie to hit three homers in a game and the first Orioles rookie to do so.
- Had six homers over a six-game span, 8/16-22, becoming only the eighth rookie to hit six home runs over a span of six of his team's games, according to the Elias Sports Bureau, and first since ATL's David Justice in 1990.

## MINOR LEAGUE HIGHLIGHTS

- Named the **2005** Brooks Robinson Award winner as the Orioles Minor League Player of the Year.
- Named to the **2005** Carolina League Post-Season All-Star Team.
- Following the **2005** season, batted .326 in 26 games for Peoria in the Arizona Fall League.
- Played for the **2004** Greek Olympic Baseball team in Athens, Greece (missed the final month of the season so do so)...Led the team with a .346 (9-for-26) average and six RBI.
- Signed with the Orioles one week after being selected in the first round of the **2003** First-Year player draft and spent the season at Class-A Aberdeen...Missed two-plus weeks of the season in July to play for the Greek National team in the European Championships in the Netherlands... Went 10-for-19 with five RBI in a five-game span, 7/21-25.

## AMATEUR

- Attended Young Harris (Ga.) Junior College and batted .439 (98-for-223) with 21 HR and 92 RBI and stole 19 bases in 20 attempts in 2003.
- Also pitched at Young Harris, going 12-0 with 1 save and a 1.68 ERA in 15 games and led all junior college pitchers with 160 strikeouts.
- In 2003, was listed by *Baseball America* as the second-best junior college prospect.
- Was named Junior College Player of the Year by *Baseball America* in 2002.
- Played for the Greek Olympic Baseball Team during the 2004 games held in Athens, Greece, leading the team with a .346 batting average.

## PERSONAL

- He and his wife Christina have three sons; Taylor, Tucker and Toby.
- Nick and Christina are active with the Boys and Girls Club located in Cherokee County (Ga.)... They also participate in a variety of charitable events within the inner city areas in Maryland, especially during the holiday seasons.
- Graduated from Woodstock (Ga.) High School.

## TRANSACTIONS

- Selected by the Cincinnati Reds in the 35th round of the 2001 First-Year Player Draft; did not sign.
- Selected by the Cincinnati Reds in the 23rd round of the 2002 First-Year Player Draft; did not sign.
- Selected by the Baltimore Orioles in the first round (seventh overall) of the 2003 First-Year Player Draft...Signed by Dave Jennings.
- Signed a six-year contract with the Baltimore Orioles through the 2014 season, with an option for 2015, on January 22, 2009.
- On Baltimore disabled list (right hamate bone fracture), May 3 to July 9, 2012; underwent successful surgery by Dr. Brian Schofield on June 1, 2012; included a rehabilitation assignment to Bowie (AA).
- On Baltimore disabled list (broken thumb), September 9 to the end of the 2012 season; underwent successful surgery by Dr. Brian Schofield on September 11, 2012.
- Signed by the Atlanta Braves to a four-year contract through the 2018 season on December 5, 2014.

## BRAVES AT FORT BRAGG

The Braves played host to the Miami Marlins on July 3 at Fort Bragg Field in Fort Bragg, N.C...The game marked the first regular-season professional contest in any sport to be played on an active U.S. military base...A sell-out crowd of 12,582 attended, while a nationwide ESPN television audience watched...The Marlins won, 5-2.



# COMPLETE RECORD

Year	Club	AVG	G	AB	R	H	2B	3B	HR	RBI	SH	SF	HP	BB	SO	SB-CS	OBP	SLG	E
2003	Aberdeen	.283	59	205	22	58	14	3	1	28	1	3	1	30	33	13-5	.372	.395	1
2004	Delmarva	.299	96	355	57	106	22	3	11	64	2	5	2	42	66	12-3	.371	.470	2
2005	Frederick	.300	91	350	59	105	25	1	12	62	0	4	4	43	65	2-1	.379	.480	5
	Bowie	.339	33	124	19	42	16	2	3	30	0	1	0	18	30	0-1	.420	.573	0
2006	Baltimore	.291	147	491	72	143	25	2	16	62	3	2	3	43	72	2-0	.351	.448	2
2007	Baltimore	.300	161	637	97	191	43	3	23	112	1	6	5	61	112	18-6	.362	.485	2
2008	Baltimore	.306	157	595	106	182	48	1	20	87	0	1	2	99	113	10-7	.406	.491	3
2009	Baltimore	.293	161	642	94	188	45	2	18	101	0	10	3	56	98	6-2	.347	.453	6
2010	Baltimore	.297	160	629	79	187	45	3	12	60	0	5	2	73	93	7-2	.370	.436	3
2011	Baltimore	.284	160	641	72	182	31	1	15	73	0	6	7	62	75	12-3	.351	.406	0
2012	Baltimore	.298	104	420	59	125	28	3	13	54	0	5	4	42	51	1-1	.363	.471	2
	Bowie#	.300	3	10	4	3	1	0	2	4	0	0	0	2	2	0-0	.417	1.000	0
2013	Baltimore	.271	160	634	89	172	24	0	10	59	0	8	3	55	76	1-2	.329	.356	0
2014	Baltimore	.276	155	642	81	177	27	1	14	50	0	2	4	62	84	4-2	.342	.386	0
2015	Atlanta	.296	156	612	73	181	38	1	3	53	0	1	3	70	83	2-1	.370	.376	1
2016	Atlanta	.269	158	599	67	161	38	0	13	89	0	9	5	71	101	0-2	.346	.397	4
<b>Minor Totals</b>		<b>.301</b>	<b>282</b>	<b>1044</b>	<b>161</b>	<b>314</b>	<b>78</b>	<b>9</b>	<b>29</b>	<b>188</b>	<b>3</b>	<b>13</b>	<b>7</b>	<b>135</b>	<b>196</b>	<b>27-10</b>	<b>.380</b>	<b>.476</b>	<b>8</b>
<b>A.L. Totals</b>		<b>.290</b>	<b>1365</b>	<b>5331</b>	<b>749</b>	<b>1547</b>	<b>316</b>	<b>16</b>	<b>141</b>	<b>658</b>	<b>4</b>	<b>45</b>	<b>33</b>	<b>553</b>	<b>774</b>	<b>61-25</b>	<b>.358</b>	<b>.435</b>	<b>18</b>
<b>Braves Totals</b>		<b>.282</b>	<b>314</b>	<b>1211</b>	<b>140</b>	<b>342</b>	<b>76</b>	<b>1</b>	<b>16</b>	<b>142</b>	<b>0</b>	<b>10</b>	<b>8</b>	<b>141</b>	<b>184</b>	<b>2-3</b>	<b>.358</b>	<b>.386</b>	<b>5</b>
<b>Major Totals</b>		<b>.289</b>	<b>1679</b>	<b>6542</b>	<b>889</b>	<b>1889</b>	<b>392</b>	<b>17</b>	<b>157</b>	<b>800</b>	<b>4</b>	<b>55</b>	<b>41</b>	<b>694</b>	<b>958</b>	<b>63-28</b>	<b>.358</b>	<b>.426</b>	<b>23</b>

Bold indicates led league; #Injury rehabilitation assignment

## DIVISION SERIES RECORD

Year	Club, Opp.	AVG	G	AB	R	H	2B	3B	HR	RBI	SH	SF	HP	BB	SO	SB	CS	E
2014	Bal. vs. Det.	.250	3	12	3	3	0	0	1	3	0	0	0	1	2	0	0	0

## CHAMPIONSHIP SERIES RECORD

Year	Club, Opp.	AVG	G	AB	R	H	2B	3B	HR	RBI	SH	SF	HP	BB	SO	SB	CS	E
2014	Bal. vs. KC	.263	4	19	1	5	1	0	0	0	0	0	0	0	1	1	0	0

## MAJOR LEAGUE FIELDING RECORD

Position	PCT	G	PO	A	E	TC	DP
Right Field	.993	1628	3211	101	22	3334	16
Left Field	.984	26	59	1	1	61	0
Center Field	1.000	9	15	0	0	15	0
Outfield	.993	1646	3285	102	23	3410	16
First Base	1.000	6	48	2	0	50	3





# A.J. MINTER

78

## LEFT-HANDED PITCHER

Full Name: **Alex Jordan Minter**  
 Bats: **Left**      Throws: **Left**  
 Height: **6-0**      Weight: **205**  
 DOB: **September 2, 1993**      Opening Day Age: **23**  
 Born: **Tyler, TX**      Resides: **Whitehouse, TX**  
 MLB Debut: **None**      MLB Service Time: **0.000**  
 Acquired: **Braves' Competitive Balance B pick (75th overall) in 2015**  
 Contract Status: **Signed through 2017**

## NON-ROSTER INVITEE

\*\*\*\*\*

## BRAVES 2017 PROSPECT RANKING

No. 18 - *Baseball America*  
 No. 22 - *MLBPipeline.com*

\*\*\*\*\*

## 2016

- Made his professional debut, pitching out of the bullpen for three different levels of the Braves organization as he recovered from "Tommy John" surgery in March of 2015...Did not pitch on consecutive days all season.
- Made 31 combined appearances, compiling a 1.30 ERA (5 ER/34.2 IP), a .149 (18-for-121) and 47 strikeouts...Gave up three extra-base hits total and no runs in 29 of 31 games.
- Began the year with Single-A Rome, making his professional debut on 5/5 vs. Hickory in Game 2 of a doubleheader...Finished with two saves and no decisions while not allowing a run in five games for the R-Braves.
- Advanced to Single-A Carolina on 5/19 and debuted for the Mudcats on 5/22...Struck out four over 2.0 scoreless innings that day at Wilmington.
- Made his Double-A debut on 7/5, striking out two over 1.2 innings vs. Montgomery.
- Struck out at least one batter in 16 of his 18 regular season appearances with Mississippi...Fanned 12 consecutive batters, 7/9-22.
- Made three scoreless postseason appearances for the M-Braves.

## COMPLETE RECORD

Year	Club	W-L	ERA	G	GS	CG	SHO	SV	IP	H	R	ER	HR	HB	BB	SO	WP	BK
2016	Rome	0-0	0.00	5	0	0	0	2	6.2	2	0	0	0	0	1	6	1	0
	Carolina	0-0	0.00	8	0	0	0	0	9.1	3	0	0	0	0	4	10	0	0
	Mississippi	1-0	2.41	18	0	0	0	0	18.2	13	5	5	0	0	6	31	3	0
Minor Totals		1-0	1.30	31	0	0	0	2	34.2	18	5	5	0	0	11	47	4	0

## 2015

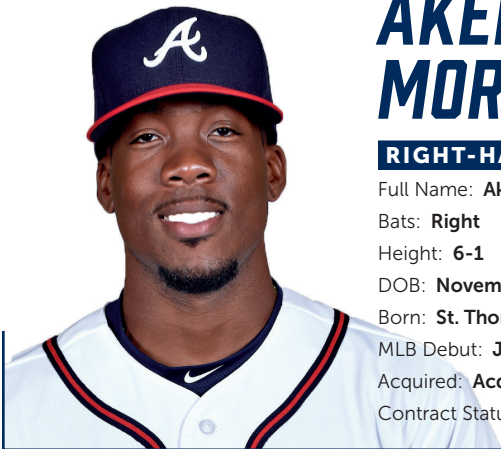
- Did not pitch professionally as he recovered from "Tommy John" surgery performed on his left elbow on 3/30.

## AMATEUR

- Pitched for three seasons at Texas A&M University.
- Went 5-0 with a 2.00 ERA (13 ER/58.1 IP) over 56 appearances (four starts) during his collegiate career...Moved from the bullpen to the starting rotation for his junior season in 2015, going 2-0 with a 0.43 ERA (1 ER/21.0 IP) across four starts to open the year before undergoing season-ending surgery.
- Following his sophomore season he appeared in nine games out of the bullpen for the USA Baseball Collegiate National Team, posting a 0-0 record with a 0.00 ERA, striking out 10 in 12.1 innings.

## TRANSACTIONS

- Selected by the Atlanta Braves in the Competitive Balance B round (75th overall) of the 2015 First-Year Player Draft...Signed by Darin Vaughan.



# AKEEL MORRIS

# 62

## RIGHT-HANDED PITCHER

Full Name: **Akeel J. Morris**

Bats: **Right**

Throws: **Right**

Height: **6-1**

Weight: **195**

DOB: **November 14, 1992**

Opening Day Age: **24**

Born: **St. Thomas, VI**

Resides: **St. Thomas, VI**

MLB Debut: **June 17, 2015**

MLB Service Time: **0.004**

Acquired: **Acquired from New York (NL), June 8, 2016**

Contract Status: **Signed through 2017**

## 2016

- Split the season between Atlanta's and New York's (NL) organization after a midseason trade between the clubs...Combined to go 5-3 with a 3.25 ERA (22 ER/61.0 IP) in 47 minor league games out of the bullpen.
- Began the season with Double-A Binghamton, compiling a 2-2 record and a 4.62 ERA (13 ER/25.1 IP) in 22 games.
- Traded to Atlanta on 6/8 in exchange for INF/OF Kelly Johnson.
- Spent one day with Atlanta at the MLB level after the club recalled him on 8/12...Did not appear in the game and the team optioned him back to Double-A Mississippi.
- Appeared in 25 games with the M-Braves, going 3-1 with a 2.27 ERA (9 ER/35.2 IP)/
- Did not allow a home run while with Mississippi.

## 2015

- Made his MLB debut after beginning the season with Single-A St. Lucie...Became one of 12 players from the Virgin Islands to reach the majors...Others include Midre Cummings, Calvin Pickering, and Jerry Browne.
- Recalled from St. Lucie on 6/15 and made his debut on 6/17 at TOR...Pitched 0.2 innings, and allowed three hits, three walks and surrendered five earned runs...Became the 12th player from the Virgin Islands to reach the majors.
- Optioned to Double-A Binghamton on 6/18.
- Named to the mid-season Florida State League All-Star team after going 0-1 with 13 saves and a 1.69 ERA (6 ER/32.0 innings) in 24 games.
- 

## CAREER HIGHS

Most IP

**0.2, 6/17/15, NYM at TOR**

Most Runs Allowed

**5, 6/17/15, NYM at TOR**

Most ER Allowed

**5, 6/17/15, NYM at TOR**

Most Hits Allowed

**3, 6/17/15, NYM at TOR**

Most HRs Allowed

**1, 6/17/15, NYM at TOR**

Most Walks

**3, 6/17/15, NYM at TOR**

Most Strikeouts

**None**

Longest Winning Streak

**None**

Longest Losing Streak

**None**

## MINOR LEAGUE RECAP

- Appeared in 179 minor league games, 26 starts, since making his professional debut in **2010**... Owns a 17-16 record, a 2.84 ERA and 38 saves... Paced the South Atlantic League with 16 saves in **2014**, while also leading all SAL relievers with 14.05 strikeouts per nine innings (89 strikeouts in 57.0 innings)...Also named a SAL All-Star.

AMATEUR

- Graduated from Charlotte Amalie High School in St. Thomas (Virgin Islands) where he played four years of baseball...Was a shortstop until the 11th grade, when he switched to the mound.

TRANSACTIONS

- Selected by the New York Mets in the 10th round of the 2010 First-Year Player Draft...Signed by Ismael Cruz.
- Acquired by the Atlanta Braves from the New York Mets in exchange for INF/OF Kelly Johnson on June 8, 2016.

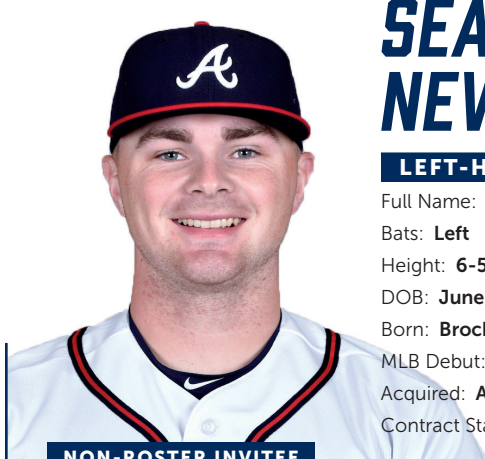
COMPLETE RECORD

Year	Club	W-L	ERA	G	GS	CG	SHO	SV	IP	H	R	ER	HR	HB	BB	SO	WP	BK
2010	GCL Mets	1-1	2.19	8	6	0	0	0	24.2	13	11	6	0	2	17	28	1	0
2011	Kingsport	3-2	3.86	11	11	1	0	0	51.1	30	28	22	5	3	38	61	8	0
2012	Kingsport	0-6	7.98	11	6	0	0	2	38.1	38	37	34	7	4	22	50	3	0
2013	Brooklyn	4-1	1.00	14	3	0	0	1	45.0	29	7	5	1	1	23	60	1	0
2014	Savannah	4-1	0.63	41	0	0	0	16	57.0	19	5	4	1	1	22	89	5	1
2015	St. Lucie	0-1	1.69	24	0	0	0	13	32.0	11	6	6	1	0	14	46	2	1
	New York (NL)	0-0	67.50	1	0	0	0	0	0.2	3	5	5	1	0	3	0	0	0
	Binghamton	0-1	2.45	23	0	0	0	0	29.1	17	8	8	1	0	15	35	2	3
2016	Binghamton	2-2	4.62	22	0	0	0	6	25.1	19	13	13	4	0	16	36	0	0
	Mississippi	3-1	2.27	25	0	0	0	0	35.2	27	9	9	0	0	21	50	6	0
Minor Totals		17-16	2.84	179	26	1	0	38	338.2	203	124	107	20	11	188	455	28	5
Major Totals		0-0	67.50	1	0	0	0	0	0.2	3	5	5	1	0	3	0	0	0

Bold indicates led league; #Injury rehabilitation assignment

MAJOR LEAGUE FIELDING RECORD

Position	PCT	G	PO	A	E	TC	DP
Pitcher	---	1	0	0	0	0	0



# SEAN NEWCOMB

76

## LEFT-HANDED PITCHER

Full Name: **Sean William Newcomb**

Bats: **Left**

Throws: **Left**

Height: **6-5**

Weight: **255**

DOB: **June 12, 1993**

Opening Day Age: **23**

Born: **Brockton, MA**

Resides: **Randolph, MA**

MLB Debut: **None**

MLB Service Time: **0.000**

Acquired: **Acquired from Los Angeles (AL), November 12, 2015**

Contract Status: **Signed through 2017**

### NON-ROSTER INVITEE

\*\*\*\*\*

## BRAVES 2017 PROSPECT RANKING

No. 8 - *Baseball America*

No. 4 - *Baseball Prospectus*

No. 6 - *MLB.com*

MLB.COM'S

TOP 100 PROSPECTS LIST

# 80

\*\*\*\*\*

## 2016

- Spent the year with Double-A Mississippi, tying for the Southern League lead with 27 starts.
- His 320 strikeouts over the last two seasons are the second most among all minor leaguers...He is 11 off the lead of Jaime Schultz
- In his first season in the Braves organization, fanned 152, tied for 18th most among all MiLB players and most in the SL...His 9.77 K/9 ranked fifth best among qualifying minor leaguers.
- His 71 walks were tied for the 13th most in MiLB.
- Made two postseason starts...Took a no-decision in a Game 1, 6-5 loss of the first round against Pensacola and lost, 2-0, in Game 2 of the championship series at Jackson.
- Entered 2016 as the Braves' second-best prospect according to *Baseball America*.

## 2015

- Ended the 2015 season as LAA's top rated minor leaguer, according to the publication.
- Went a combined 9-3 with a 2.38 ERA (36 ER/136.0 IP) in 27 games (27 starts) across three minor league levels for Los Angeles (AL)...Struck out 168, tied for the second most by any minor leaguer.

- His 11.12 SO/9 ratio ranked second in the minors among pitchers with at least 130.0 innings...Only 32 minor leaguers since 2000 have compiled a single-season SO/9 mark as high as Newcomb's 11.12 (minimum 130.0 innings).
- Walked 76, the fifth most in the minors...Issued at least one walk in each of his 27 starts.
- Named to the USA roster for the Futures Game during the All-Star break, tossing a perfect inning of relief in a 10-1 win over the World squad.
- Began the season with Single-A Burlington, appearing in seven games (seven starts) and going 1-0 with 1.83 ERA (7 ER/34.1 IP) before a promotion to High-A Inland Empire on 5/16.... Ranked second in the Midwest League with 45 strikeouts at the time of his promotion.
- Struck out a season-high 11 over 5.0 innings on 6/16 at Bakersfield.
- Allowed one run or less in eight of his 13 starts with the 66ers.
- Named the California League Pitcher of the Week on 8/3 after tossing 6.0 shutout innings to beat Lake Elsinore on the road, 7/28.
- Moved to Double-A Arkansas on 8/2 and allowed four runs total over his first five Double-A starts (28.0 IP/1.29 ERA), 8/2-8/25.
- Tossed 7.0 no-hit innings on 8/25 vs. Tulsa, allowing only one walk.

## 2014

- Made his professional debut, pitching at two levels and going a combined 0-1 with a 6.14 ERA (10 ER/14.2 IP).
- Started with the rookie-level Arizona League Angels...Tossed 3.0 total innings over two starts.
- Moved to Single-A Burlington on 8/8 and finished the season there, striking out 15 over 11.2 innings.

AMATEUR

- Attended the University of Hartford, 2012-2014... Went 8-2 with a 1.25 ERA (13 ER/93.1 IP) and 106 strikeouts as a junior, winning America East Conference Pitcher of the Year.
- Established a school record with 243 strikeouts over his three collegiate seasons.
- Earned his first collegiate victory on 3/24/12 with a seven inning no-hitter against Yale...It was the first no-hitter in school history for Hartford since the program transitioned to the Division I level in 1984.

PERSONAL

- Attended Middleboro High School in Middleboro, Mass.

TRANSACTIONS

- Selected by the Los Angeles Angels of Anaheim in the first round (15th overall) in the 2014 First-Year Player Draft...Signed by Nick Gorneault.
- Acquired by the Atlanta Braves along with SS Erick Aybar, RHP Chris Ellis and cash considerations, from the Los Angeles of Anaheim in exchange for SS Andrelton Simmons and C Jose Briceno on November 12, 2015.

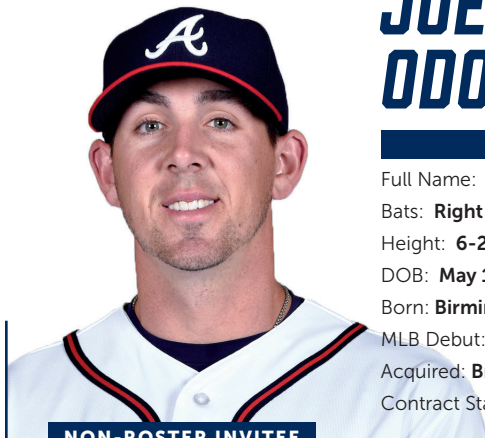
COMPLETE RECORD

Year	Club	W-L	ERA	G	GS	CG	SHO	SV	IP	H	R	ER	HR	HB	BB	SO	WP	BK
2014	AZL Angels	0-0	3.00	2	2	0	0	0	3.0	3	1	1	1	0	1	3	0	0
	Burlington	0-1	6.94	4	4	0	0	0	11.2	13	9	9	1	0	5	15	3	0
2015	Burlington	1-0	1.83	7	7	0	0	0	34.1	25	9	7	1	1	19	45	2	0
	Inland	6-1	2.47	13	13	0	0	0	65.2	50	22	18	2	1	33	84	3	0
	Arkansas	2-2	2.75	7	7	0	0	0	36.0	22	12	11	2	1	24	39	1	0
2016	Mississippi	8-7	3.86	27	<b>27</b>	1	0	0	140.0	113	62	60	4	7	71	<b>152</b>	5	0
Minor Totals		<b>17-11</b>	<b>3.28</b>	<b>60</b>	<b>60</b>	<b>1</b>	<b>0</b>	<b>0</b>	<b>290.2</b>	<b>226</b>	<b>115</b>	<b>106</b>	<b>11</b>	<b>10</b>	<b>153</b>	<b>338</b>	<b>14</b>	<b>0</b>

Bold indicates led league; #Injury rehabilitation assignment

2016 BRAVES BY DAY AND MONTH					
Day	Home	Road	Month	Home	Road
Monday (4-12)	2-4	2-8	April (5-18)	1-12	4-6
Tuesday (10-14)	3-9	7-5	May (10-18)	4-10	6-8
Wednesday (10-15)	6-6	4-9	June (12-16)	7-10	5-6
Thursday (10-10)	6-6	4-4	July (10-16)	4-6	6-10
Friday (10-16)	3-10	7-6	August (13-15)	5-6	8-9
Saturday (12-13)	5-8	7-5	September (16-10)	8-6	8-4
Sunday (12-13)	6-7	6-6	October (2-0)	2-0	---
Total	<b>31-50</b>	<b>37-43</b>	Total	<b>31-50</b>	<b>37-43</b>





# JOE ODOM

77

## CATCHER

Full Name: **Joseph Caleb Odom**

Bats: **Right**

Throws: **Right**

Height: **6-2**

Weight: **215**

DOB: **May 12, 1983**

Opening Day Age: **33**

Born: **Birmingham, AL**

Resides: **Hoover, AL**

MLB Debut: **None**

MLB Service Time: **0.000**

Acquired: **Braves' 13th round pick in 2013**

Contract Status: **Signed through 2017**

## NON-ROSTER INVITEE

## 2016

- Split his fourth season in the Braves organization between High-A Carolina and Double-A Mississippi...Played in a combined 91 games, including 65 starts at catcher, and hit .278 (91-for-327) with 19 doubles, nine home runs and 38 RBI.
- Opened the season with Carolina and batted .292 (56-for-192) over 52 games before joining Mississippi on 6/22...Played in 39 games with Mississippi through the remainder of the season.
- For the season, hit .337 (28-for-83) with six home runs and 15 RBI vs. left-handed pitchers...Batted .258 (63-for-244) vs. right-handed pitchers.
- Batted .300 (24-for-80) in 22 games as the designated hitter with Carolina.
- Thirty of his 91 hits went for extra bases, including a career best 19 doubles...Tied for sixth among Braves farmhands in slugging percentage (.431).
- Recorded his third career multi-home run game and drove in a career-high tying five run, 6/6.

## 2015

- Spent the season at High-A Carolina...Hit .222 (48-for-216) with seven home runs and 40 RBI.

- Hit .304 (17-for-56) with three home runs, 13 RBI and a .952 OPS against lefties.
- Appeared in eight games for the Peoria Javelinas of the Arizona Fall League, going 4-for-30 (.133).

## 2014

- Spent his first full season in the organization with High-A Lynchburg...Had his first career two-home run game, 6/23 and a career-best four hits, 8/6.

## 2013

- Began his career with rookie-level Gulf Coast League Braves after being a 13th-round selection by Atlanta in the 2013 first-year player draft.

## AMATEUR

- Attended Division III Huntingdon College (Ala.) from 2011-2013, and led all of D3 with 14 home runs as a junior.
- Drafted with the 403rd overall pick in 2013, becoming the Hawks' highest selection ever and the first since 1989, when the New York Yankees drafted pitcher James Moody.

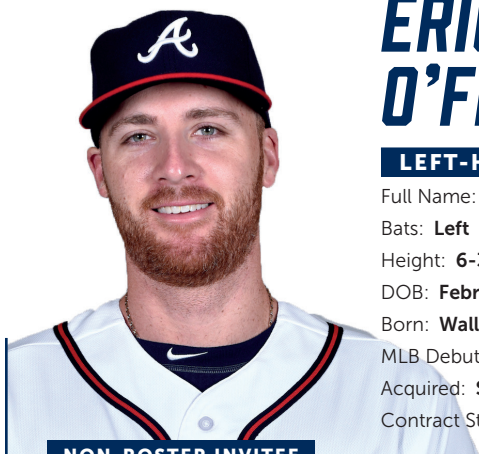
## TRANSACTIONS

- Selected by the Atlanta Braves in the 13th round of the 2013 First-Year Player Draft...Signed by Hugh Buchanan.

## COMPLETE RECORD

Year	Club	AVG	G	AB	R	H	2B	3B	HR	RBI	SH	SF	HP	BB	SO	SB-CS	OBP	SLG	E
2013	GCL Braves	.250	16	32	6	8	2	0	0	3	0	0	1	7	9	1-0	.400	.313	1
	Danville	.190	14	42	3	8	1	0	0	3	0	2	0	3	14	0-0	.234	.214	1
2014	Lynchburg	.205	61	185	18	38	7	0	6	20	3	2	1	29	48	1-3	.313	.341	5
2015	Carolina	.222	65	216	29	48	16	1	7	40	1	5	1	20	53	0-0	.285	.403	2
2016	Carolina	.292	52	192	30	56	12	2	8	29	1	2	3	15	40	0-0	.349	.500	5
	Mississippi	.259	39	135	10	35	7	0	1	9	0	1	0	7	27	0-0	.294	.333	3
Minors Total		.241	247	802	96	193	45	3	22	104	5	12	6	81	191	2-3	.311	.387	17

Bold indicates led league; #Injury rehabilitation assignment

**NON-ROSTER INVITEE**

# ERIC O'FLAHERTY

# 34

## LEFT-HANDED PITCHER

Full Name: **Eric George O'Flaherty**Bats: **Left**Throws: **Left**Height: **6-3**Weight: **210**DOB: **February 5, 1985**Opening Day Age: **31**Born: **Walla Walla, WA**Resides: **Redmond, WA**MLB Debut: **August 16, 2006**MLB Service Time: **9.062**Acquired: **Signed to minor-league contract, December 22, 2016**Contract Status: **Signed through 2017**

## CAREER HIGHLIGHTS

- From 2011-2014, compiled a 1.54 ERA in 182 appearances...That mark was second-lowest among relievers with 150.0 or more innings behind Craig Kimbrel (1.51 ERA).
- Did not get charged with a loss in three seasons from 2012-14 (104 appearances).
- Led all major leaguer relievers with a 0.98 ERA in 2011.

## 2016

- Returned to the Atlanta organization after a 3/27 trade with Pittsburgh...Made his eighth Opening Day roster.
- Had two separate stints on the disabled list... Missed 27 games, 6/12-7/16, with a right knee strain and then went back on the DL with a season-ending left elbow injury, 8/19...Underwent left elbow ulnar nerve decompression on 8/25...Dr. James Andrews performed the operation in Gulf Breeze, Fla.
- Compiled a 1.50 ERA in six rehabilitation games with Gwinnett (AAA), Rome (A) and the rookie-level GCL Braves.
- Lefties went 19-for-66 (.288) against him with five doubles, a triple, two walks and a home run.
- Made his first MLB error, 8/14...Began his career with 471 error-free games.

## 2015

- Made 41 appearances with Oakland and New York (NL), compiling a 8.10 ERA (27 ER/30.0 IP).
- Began the season with the A's...Acquired by the Mets along with cash on 8/4 in exchange for minor league right-handed pitcher Dawrin Frias.

## CAREER HIGHS

Most IP

**4.2, 5/12/07, SEA vs. NYY**

Most Runs Allowed

**6, 4/13/08, SEA vs. BAL**

Most ER Allowed

**6, 4/13/08, SEA vs. BAL**

Most Hits Allowed

**8, 4/13/08, SEA vs. BAL**

Most HRs Allowed

**1, 24x, last: 6/11/16, vs. CHI**

Most Walks

**3, 3x, last: 4/24/15, OAK vs. HOU**

Most Strikeouts

**4, 2x, last: 5/13/12, at STL**

Longest Winning Streak

**8, 9/14/11-7/18/14**

Longest Losing Streak

**3, 2x, last: 4/4-5/15/16**

- Was 1-2 with a 5.91 ERA (14 earned runs/21.1 innings) in 25 games for the Athletics before the trade...Also spent time on the disabled list from 5/2-6/2 with a left shoulder strain.
- Made his Mets debut on 8/5 at MIA and allowed four runs on four hits in 0.2 innings.
- Left-handed batters hit .415 (27-65) while right-handed batters hit .278 (20-72).

## 2014

- Pitched in 21 games with Oakland in his first season back from "Tommy John" surgery.
- Recorded only career save on 8/27 at HOU.

## 2013

- Posted a 2.50 ERA in 19 games with Atlanta before having "Tommy John" surgery.
- Was placed on the disabled list on 5/18 with a strained left elbow...Underwent season-ending Tommy John surgery on 5/21.

## 2012

- Compiled a 1.73 ERA in 64 games with the Braves...His ERA was third-best in the National League for relievers.
- Allowed one of his 22 inherited runners to score (4.5%)...That mark was the best among relievers with at least 20 inherited runners.
- Compiled a 0.35 ERA (1 ER/26.0 IP after the All-Star break (29 games).
- Did not allow an earned run in his final 28 games of the season (25.0 innings).
- Did not allow an extra-base hit to a lefty.

## 2012 POSTSEASON

- Appeared in the Wild Card game vs. STL and pitched 1.0 inning while allowing two hits.

## 2011

- Finished the season with an 0.98 ERA while making a career-high tying 78 appearances.
- His 0.98 ERA led all MLB relievers...The 0.98 ERA was the lowest ERA for a NL reliever since 2002 (Atlanta's Chris Hammond posted a 0.95 ERA).
- Struck out a career-high 67 hitters.
- Did not allow an earned run from 6/7-8/3 (23.1 innings pitched).
- Ended the year on a 19.2 inning scoreless streak, not allowing a run over his final 20 games.

## 2010

- Appeared in 56 games with the Braves and was 3-2 with a 2.45 ERA.
- Placed on the 15-day disabled list from 7/10-8/19 with mononucleosis...Reinstated from the DL on 8/20.

## 2009

- Finished his first full season in the major leagues and made a career-high setting 78 appearances, which tied for ninth most in the NL.

## 2008

- Made the Opening Day roster for the first time in his career, breaking camp with Seattle.
- Was 0-1 with a 20.25 ERA in seven games for the Mariners before being optioned to Double-A West Tennessee of the Southern League.

## 2007

- Began with Triple-A Tacoma before being recalled to Seattle on 4/20 for the rest of the season.
- Earned first career win on 5/4 vs. NYM.

## 2006

- Made his MLB debut on 8/16 after beginning the season at Single-A Inland Empire...The Mainers selected his contract that day.

## MINOR LEAGUE HIGHLIGHTS

- In **2005**, was named Single-A Wisconsin's Most Valuable Pitcher by the Mariners...Named the rookie-level AZL Mariners Most Valuable Pitcher by the organization in **2004**.

## AMATEUR

- Graduated from Walla Walla (Wash.) High School...Was named the 2003 Pitcher of the Year in the Big Nine Conference during his senior season, after going 5-2 with a 1.99 ERA and 83 strikeouts.

## PERSONAL

- He and his wife Heather have one son, Mac.

## TRANSACTIONS

- Selected by the Seattle Mariners in the sixth round of the 2003 June free agent draft...Signed by Phi Geisler.
- Claimed by the Atlanta Braves off waivers from the Seattle Mariners, November 20, 2008.
- On Atlanta disabled list (mononucleosis) from July 10 to August 20, 2010; included an injury rehabilitation assignment to Gwinnett (AAA).
- On Atlanta disabled list ("Tommy John" surgery) from May 18 through the end of the 2013 season.
- Signed by the Oakland Athletics to a two-year contract through the 2015 season on January 22, 2014.
- On Oakland disabled list (recovering from "Tommy John" surgery) from February 17-July 2, 2014; included an injury rehabilitation assignment to Stockton (A) and Sacramento (AAA).
- Acquired by the New York Mets along with cash considerations from the Oakland Athletics in exchange for RHP Dawrin Frias on August 4, 2015.

- Signed by the Pittsburgh Pirates to a minor league contract on February 18, 2016.
- Acquired by the Atlanta Braves from the Pittsburgh Pirates in exchange for cash considerations on March 27, 2016.
- On Atlanta's disabled list (right knee strain) from June 12 to July 16, 2016; included injury rehabilitation assignment to the GCL Braves (R), Rome (A) and Gwinnett (AAA).
- On Atlanta's disabled list (left elbow neuritis) from August 19 through the end of the 2016 season; transferred to the 60-day disabled list on September 1.
- Signed by the Atlanta Braves to a minor league contract on December 22, 2016.

## COMPLETE RECORD

Year	Club	W-L	ERA	G	GS	CG	SHO	SV	IP	H	R	ER	HR	HB	BB	SO	WP	BK
2003	AZL Mariners	3-0	1.95	13	1	0	0	0	27.2	17	10	6	1	2	7	20	0	0
	Everett	1-0	3.38	3	1	0	0	0	10.2	8	5	4	1	2	3	7	1	0
2004	Wisconsin	3-3	6.12	11	10	0	0	0	57.1	83	43	39	3	3	23	38	12	0
	Wisconsin	4-4	3.75	45	0	0	0	13	69.2	73	35	29	2	3	30	51	7	1
2006	Inland Empire	0-1	3.45	16	0	0	0	1	28.2	31	11	11	1	3	6	33	0	0
	San Antonio	2-2	1.14	25	0	0	0	7	39.1	45	10	5	0	4	15	36	0	2
	Tacoma	1-0	0.00	2	0	0	0	0	3.2	3	0	0	0	0	1	4	0	0
2007	Seattle	0-0	4.09	15	0	0	0	0	11.0	18	9	5	2	0	6	6	2	0
	Tacoma	0-0	1.13	6	0	0	0	3	8.0	5	1	1	0	1	4	8	1	0
	Seattle	7-1	4.47	56	0	0	0	0	52.1	45	26	26	1	5	20	36	4	1
2008	Seattle	0-1	20.25	7	0	0	0	0	6.2	16	15	15	2	2	4	4	0	0
	West Tenn	0-0	0.00	1	0	0	0	0	2.0	1	0	0	0	0	0	2	0	0
	Tacoma	1-0	4.96	14	0	0	0	2	16.1	23	9	9	1	0	9	19	2	0
2009	Atlanta	2-1	3.04	78	0	0	0	0	56.1	52	23	19	2	6	18	39	2	0
2010	Atlanta	3-2	2.45	56	0	0	0	0	44.0	37	14	12	2	1	18	36	3	0
	Gwinnett#	0-0	0.00	3	0	0	0	0	4.0	1	0	0	0	0	1	5	0	0
2011	Atlanta	2-4	0.98	78	0	0	0	0	73.2	59	9	8	2	3	21	67	1	0
2012	Atlanta	3-0	1.73	64	0	0	0	0	57.1	47	14	11	3	2	19	46	1	0
2013	Atlanta	3-0	2.50	19	0	0	0	0	18.0	12	5	5	2	0	5	11	0	0
2014	Stockton#	1-0	0.00	1	0	0	0	0	1.0	0	0	0	0	0	0	3	0	0
	Sacramento#	0-1	4.32	7	1	0	0	0	8.1	6	4	4	1	0	3	5	3	0
	Oakland	1-0	2.25	21	0	0	0	1	20.0	15	5	5	3	2	4	15	3	0
2015	Oakland	1-2	5.91	25	0	0	0	0	21.1	29	17	14	1	0	13	15	0	0
	Nashville#	0-0	0.00	1	0	0	0	0	1.0	2	0	0	0	0	0	0	0	0
	Stockton#	0-0	0.00	1	0	0	0	0	1.0	1	1	0	0	0	0	0	0	0
	New York (NL)	0-0	13.50	16	0	0	0	0	8.2	18	13	13	1	2	5	6	1	0
2016	Atlanta	1-4	6.91	39	0	0	0	0	28.2	39	25	22	3	2	11	22	3	0
	GCL Braves#	0-1	9.00	1	1	0	0	0	1.0	2	1	1	0	0	0	2	0	0
	Rome#	0-0	0.00	4	1	0	0	0	4.0	6	2	0	1	0	0	5	0	0
	Gwinnett#	0-0	0.00	1	0	0	0	0	1.0	0	0	0	0	0	0	1	0	0
<b>Minor Totals</b>		<b>16-12</b>	<b>3.45</b>	<b>155</b>	<b>15</b>	<b>0</b>	<b>0</b>	<b>26</b>	<b>284.2</b>	<b>307</b>	<b>132</b>	<b>109</b>	<b>11</b>	<b>18</b>	<b>102</b>	<b>239</b>	<b>26</b>	<b>3</b>
<b>A.L. Totals</b>		<b>9-4</b>	<b>5.25</b>	<b>124</b>	<b>0</b>	<b>0</b>	<b>0</b>	<b>1</b>	<b>111.1</b>	<b>123</b>	<b>72</b>	<b>65</b>	<b>9</b>	<b>9</b>	<b>47</b>	<b>76</b>	<b>9</b>	<b>1</b>
<b>N.L. Totals</b>		<b>14-11</b>	<b>2.83</b>	<b>350</b>	<b>0</b>	<b>0</b>	<b>0</b>	<b>0</b>	<b>286.2</b>	<b>264</b>	<b>103</b>	<b>90</b>	<b>15</b>	<b>16</b>	<b>97</b>	<b>227</b>	<b>11</b>	<b>0</b>
<b>Atlanta Totals</b>		<b>14-11</b>	<b>2.49</b>	<b>334</b>	<b>0</b>	<b>0</b>	<b>0</b>	<b>0</b>	<b>278.0</b>	<b>246</b>	<b>90</b>	<b>77</b>	<b>14</b>	<b>14</b>	<b>92</b>	<b>221</b>	<b>10</b>	<b>0</b>
<b>Major Totals</b>		<b>23-15</b>	<b>3.51</b>	<b>474</b>	<b>0</b>	<b>0</b>	<b>0</b>	<b>1</b>	<b>398.0</b>	<b>387</b>	<b>175</b>	<b>155</b>	<b>24</b>	<b>25</b>	<b>144</b>	<b>303</b>	<b>20</b>	<b>1</b>

Bold indicates led league; #Injury rehabilitation assignment

## WILD CARD GAME RECORD

Year	Club, Opp.	W-L	ERA	G	GS	CG	SHO	SV	IP	H	R	ER	HR	HB	BB	SO	WP	BK
2012	Atl. vs. StL.	0-0	0.00	1	0	0	0	0	1.0	2	0	0	0	0	0	0	0	0

## MAJOR LEAGUE FIELDING RECORD

Position	PCT	G	PO	A	E	TC	DP
Pitcher	.970	474	8	57	1	66	2



# DUSTIN PETERSON

82

## OUTFIELDER

Full Name: **Dustin Allen Peterson**

Bats: **Right**

Throws: **Right**

Height: **6-3**

Weight: **210**

DOB: **Septemer 10, 1994**

Opening Day Age: **22**

Born: **Phoenix, AZ**

Resides: **Gilbert, AZ**

MLB Debut: **None**

MLB Service Time: **0.000**

Acquired: **Acquired from San Diego, December 19, 2014**

Contract Status: **Signed through 2017**

### NON-ROSTER INVITEE

## BRAVES 2017 PROSPECT RANKING

No. 16 - *Baseball America*

No. 18 - *MLBPipeline.com*

## 2016

- Set career highs in nearly every offensive category while earning Atlanta Braves Minor League Player of the Year honors as he played in 132 games in his first professional season at Double-A Mississippi in 2016...Ranked in the top 10 in several offensive categories among Braves farmhands and Southern League batters.
- Posted a .282 batting average (148-for-524) with career highs in doubles (38), RBI (88), home runs (12), OPS (.774) and runs scored (65).
- Started each of his 132 games played, including 125 in left field and four in center field.
- Collected 148 hits, the second most in the organization and fifth most among all Double-A batters...Over a two-month span, 6/1-7/31, collected 70 hits over 52 games for a .333 (70-for-210) batting average.
- Paced Atlanta farmhands and ranked tied for fifth among all Double-A batters with 88 RBI.
- Was one of two players at the Double-A level with 38 doubles...Ranked tied for 15th among all minor leaguers and finished one double shy of the organizational lead.
- Fifty-two of his 148 hits went for extra bases...Had the second most extra-base hits in the Southern League and second most in the organization...Forty-two of his total 52 extra-base hits came in his first 99 games...Had just 10 extra-base hits over his final 33 games.
- Ranked third among organizational hitters with 12 home runs...Was tied for sixth in slugging percentage (.431, also ranked fourth in the Southern League) and ninth in OPS (.774).
- Hit at a .282 (148-for-524) clip, the seventh highest mark in the Southern League and 10th highest among organizational hitters.
- Twice earned Southern League Player of the Week honors, for the weeks ending 7/24 and 6/19....From 6/13-19, hit at a .429 clip with nine RBI over eight games...For the week ending 7/24, he tallied 13 hits in six games, including five doubles and one triple with nine RBI.
- Batted .297 (121-for-407) with 33 doubles and 71 RBI with a .356 on-base percentage through his first 103 games of the season...His batting average over his final 29 games, 8/2-9/5, was .231 (27-for-117) with five doubles, four home runs, 17 RBI and a .297 on-base percentage.
- Batted over .300 in back-to-back months: June (.320, 31-for-97) and July (.345, 39-for-113).
- Posted a multi-hit effort in nearly half of his games in which he collected at least one hit...Had 95 games with at least one hit, 43 of which were of the multi-hit fashion.
- In seven games during the Southern League playoffs, went 10-for-29 (.345) with a solo home run and three RBI.
- Entered 2016 as Atlanta's No. 22 prospect as named by *Baseball America*.
- Hit .324 (22-for-68) over 18 games played in the Arizona Fall League...His batting average was second on the Salt River Rafters and ranked as the eighth highest mark in the AFL.



## 2015

- Tabbed by *Baseball America* as Atlanta's 19th-best prospect entering the 2015 season.
- Played his first season in the Atlanta organization with High-A Carolina, and batted .251 (112-for-446) with 25 extra-base hits and a career-best 44 walks.
- Ended the season in the Top 10 among Braves prospects in RBI (T3rd, 62), runs (5th, 58), hits (9th, 112) and home runs (9th, 8)...Earned Carolina League Mid-Season All-Star honors after hitting .283 (51-for-180) with five homers and 24 RBI in 50 games over the season's first "half".
- Batted .314 (33-for-105) in 30 games to open the season before landing on the disabled list on 5/13 following the crash of the Mudcats' bus.
- Returned from the DL on 6/2 and batted .232 (79-for-341) in 88 games the remainder of the season.
- Batted at a .288 (57-for-198) clip with runners on base, including a .377 (23-for-61) average with two outs and runners on, compared to a .222 (55-for-248) mark with the bases empty.
- Poked a career high-tying four hits on two occasions, going 4-for-4 with two runs, one double, a home run and two RBI on 4/29 at Lynchburg, before also going 4-for-4 with two doubles and two RBI on 8/24 vs. Wilmington.
- Stroked the second grand slam of his career on 8/19 vs. Salem as part of a 3-for-5 night with three runs and four RBI.

## 2014

- Spent the full season with Single-A Fort Wayne in the Padres system, pacing the club with 31 doubles and logging the third-most hits (123).
- Plated 79 runs on the season, good for second-most on the team.
- Started the year hitting .264 (84-for-318) over the season's first three months, before hitting just .187 (39-for-209) in July, August and September.
- Collected the first four-hit game of his career on 6/24 vs. Dayton, going 4-for-6 with a double, RBI and two runs.

## 2014

- Made his professional debut with the Arizona League Padres after being a second-round pick (50th overall) in the 2013 June free agent draft.
- Rated by *Baseball America* following the season as the No. 15 prospect in the Arizona League.

## PERSONAL

- Had a scholarship offer to play baseball at Arizona State, but chose to sign with the Padres.
- Brother, D.J., was selected as the 12th-overall pick by Seattle in 2013.

## TRANSACTIONS

- Selected by the San Diego Padres in the second round (50th overall) of the 2014 June free-agent draft...Signed by Dave Lottsfeldt.
- Acquired by the Atlanta Braves along with LHP Max Fried, INF Jace Peterson and OF Mallex Smith from the San Diego Padres in exchange for OF Justin Upton and RHP Aaron Northcraft on December 19, 2014.

## COMPLETE RECORD

Year	Club	AVG	G	AB	R	H	2B	3B	HR	RBI	SH	SF	HP	BB	SO	SB-CS	OBP	SLG	E
2013	AZL Padres	.293	38	157	20	46	8	0	0	18	0	3	3	9	33	3-0	.337	.344	14
2014	Fort Wayne	.233	126	527	64	123	31	3	10	79	0	5	6	25	137	1-3	.274	.361	38
2015	Carolina	.251	118	446	58	112	15	2	8	62	0	6	2	44	91	6-3	.317	.348	3
2016	Mississippi	.282	132	524	65	148	38	2	12	88	0	4	5	45	100	4-1	.343	.431	4
<b>Minor Totals</b>		<b>.259</b>	<b>414</b>	<b>1654</b>	<b>207</b>	<b>429</b>	<b>92</b>	<b>7</b>	<b>30</b>	<b>247</b>	<b>0</b>	<b>18</b>	<b>16</b>	<b>123</b>	<b>361</b>	<b>14-7</b>	<b>.314</b>	<b>.378</b>	<b>59</b>

**Bold indicates led league; #Injury rehabilitation assignment**



# JACE PETERSON

INFILDER/OUTFIELDER

Full Name: Jace Ryan Peterson

Bats: Left

Throws: Right

Height: 6-0

Weight: 215

DOB: May 9, 1990

Opening Day Age: 26

Born: Lake Charles, LA

Resides: Lake Charles, LA

MLB Debut: April 25, 2014

MLB Service Time: 2.031

Acquired: Acquired from San Diego on December 19, 2014

Contract Status: Signed through 2017

## 2016

- Spent the majority of his second season in the Braves organization at the Major League level, playing in 115 games, making 90 starts...His 90 starts with Atlanta came at four different positions: second base (77 games), left field (11), third base (1) and center field (1).
- Finished the season with a .254 (89-for-350) batting average with 16 doubles, seven home runs and a .350 on-base percentage in 115 games.
- Opened the year with Atlanta and hit .182 (8-for-44) with one extra-base hit (double) and four RBI in 21 games (13 starts) before being optioned to Triple-A Gwinnett on 5/2.
- Played in 26 games at the Triple-A level, going 18-for-97 (.186) with three doubles and six RBI before returning to Atlanta on 6/10...Started 16 games at second base and 10 in center field... While with Gwinnett, was placed on the paternity leave list 5/5-9.
- Returned to Atlanta on 6/10 and hit .265 (81-for-306) with a .362 on-base percentage, seven home runs and 38 runs scored in 94 games through the remainder of the season.
- His .362 on-base percentage from 6/10 through the remainder of the season ranked 16th in the National League, while his 47 walks were 13th.
- In his first 21 games after rejoining Atlanta, 6/10-7/2, hit safely in 20 of 21 contests (and 20 of 20 starts) batting .359 (28-for-78) with nine extra-base hits (six doubles, three home runs), a .420 on-base percentage and 13 runs scored.
- Over his final 29 starts of the season, 8/20-10/2, hit .279 (29-for-104) with a .385 on-base percentage...Owned a .271 (77-for-284) batting average with a .370 on-base percentage in 77 starts after returning from Triple-A, 6/10.

## CAREER HIGHS

Most Runs

3, 3x, last: 7/27/16 at MIN

Most Hits

3, 8x, last: 9/12/16 vs. MIA

Most Doubles

2, 6/29/16 vs. CLE

Most Triples

1, 6x, last: 8/13/16 at WSH

Most Home Runs

1, 13x, 8/21/16 vs. WSH

Most RBI

4, 5/16/15 at MIA

Most Walks

3, 2x, last: 7/24/16 at COL

Most Stolen Bases

1, 19x, last: 9/2/16 at PHI

Longest Hitting Streak

13 games, 6/19-7/2/16

- Hit all seven of his home runs after his recall from Gwinnett (AAA) on 6/10....Fifteen of his 16 doubles also came after his return to Atlanta.
- Smacked his first career game-ending home run in the 10th inning, 8/21 vs. WSH.
- Hit in a career-best 13 consecutive games 6/19-7/2...Had a .358 (19-for-53) batting average, seven extra-base hits (four doubles, three home runs), and a .986 OPS during the stretch.

## 2015

- Made his first Opening Day roster in his first season with Atlanta and hit .239 (126-for-528) with six home runs and 52 RBI in 152 games.
- Finished second on the team in games (152), plate appearances (597) and stolen bases (12).
- Led all National League players with 22 bases-loaded RBI...His mark tied for the third-highest bases-loaded total in Atlanta-franchise history since at least 1974...Brian McCann had 26 in 2007 and Jeff Francoeur finished with 24 that same year. Also hit .563 (9-for-16) with the bases full.
- Hit his first career home run, a grand slam off Mat Latos on 5/16 at Miami...Became the fourth Braves player whose first career home run was also a grand slam, and the first since Marcus Giles, who accomplished the feat on 5/15/01 off of Colorado's Mike Hampton...The other two instances were Barry Bonnell on June 5, 1977 vs. SF's Randy Moffitt and Vic Correll on July 31, 1974 also off SF's Moffitt...His four RBI set a career-high total.
- Hit .252 (76-for-302) with 37 of his 52 RBI in 83 games prior to the All-Star break, including .282 (29-for-103) in May...Batted .221 (50-for-226) during the second half.
- Made 65 starts as the leadoff hitter, hitting .231 (60-for-260) with a .312 OBP.
- Compiled a 4.2 defensive runs above average mark, which ranked seventh-best among qualifying second baseman...Turned 109 double plays, tied for the fourth most in the majors.
- Collected his first game-ending RBI, singling home Alberto Callaspo with two outs in the 11th inning on 5/23 vs. MIL.
- Hit in a career-best nine straight, 6/7-6/15, batting .385 (15-for-39) during his run.
- Collected a career-high three hits six times.
- Batted .273 (67-for-245) with a .366 OBP at Turner Field. Only one of his six home runs came at home. Entered 2015 ranked by *Baseball America* as the Braves ninth-best prospect, as well as the "Best Athlete" and possessing the "Best Strikezone Discipline" among Atlanta farmhands.

## 2014

- Made his Major League debut in 2014, having been called up to the majors on four different occasions.
- Originally had his contract selected from Double-A San Antonio on 4/25 and made his Major League debut that night at Washington, coming off the bench to go 1-for-2 with a single off Stephen Strasburg.
- Also had Major League stints from 6/4-28, 7/12-24 and 8/14-20.
- Started 18 games total for the Padres, 10 at second base and eight at third base.
- Appeared in 22 games with the Surprise Saguaros in the Arizona Fall League and batted .262 (22-for-84) with nine RBI.

## 2013

- Named the team MVP for Single-A Lake Elsinore, batting a career-best .303 with 42 stolen bases.
- The Storm's starting shortstop, finished the season ranked sixth in the California League in batting, tied for third in triples (13), fourth in stolen bases and had the fifth-lowest plate-appearance-to-strikeout-ratio at 8.55.
- Was the Padres' organizational Offensive Player of the Month in June after batting .389 with four doubles, four triples, four home runs, 19 RBI and 25 runs scored while stealing 12 bases in as many attempts.
- Following the season, was rated by *Baseball America* as the seventh-best prospect in the Padres system.

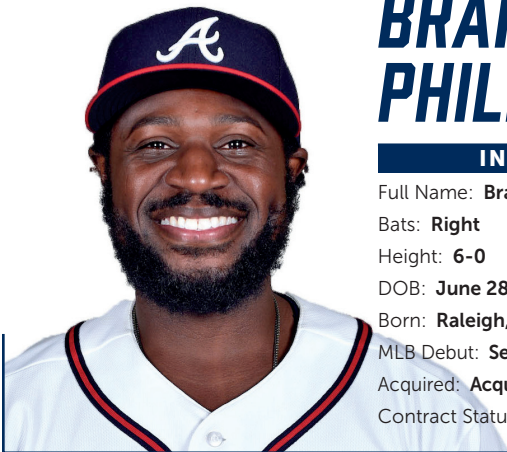
## 2012

- Spent the entire campaign with Single-A Fort Wayne.
- Prior to the season, named the "Best Athlete" in the Padres organization according to *Baseball America*'s annual "Best Tools" survey.
- Played in the Midwest League All-Star Game.
- Stole 51 bases in 64 attempts, finishing second in the Midwest League in thefts.

## 2011

- Spent his entire first professional season with Short-A Eugene, playing in 73 games.





# BRANDON PHILLIPS

4

## INFIELDER

Full Name: **Brandon Emil Phillips**

Bats: **Right**

Throws: **Right**

Height: **6-0**

Weight: **211**

DOB: **June 28, 1981**

Opening Day Age: **35**

Born: **Raleigh, NC**

Resides: **Stone Mountain, GA**

MLB Debut: **September 13, 2002** MLB Service Time: **12.022**

Acquired: **Acquired from Cincinnati, February 12, 2017**

Contract Status: **Signed through 2017**

## CAREER HIGHLIGHTS

- Is a three-time National League All-Star and a 2011 *Sporting News* All-Star.
- Is trying to become only the fifth player in Major League history to produce as a second baseman 2,000 hits (1,854), 200 HR (194) and 200 stolen bases (198), joining Hall of Famers Roberto Alomar, Craig Biggio, Joe Morgan and Ryne Sandberg.
- Ranks third all-time in fielding percentage by a National League second baseman (.9886; Ryne Sandberg .9894, Tommy Herr .9891).
- Has won four Rawlings **Gold Glove** Awards, and a Louisville Silver Slugger Award...Was a Gold Glove Award finalist in 2012, 2014 and 2015.
- In five consecutive seasons from 2010-2014, was rated by field managers the NL's best defensive second baseman.
- Three times led NL second basemen in fielding percentage (2007, 2008, 2014)...In 2014, with CIN, committed just two errors to tie Bret Boone's 1997 single-season club record for fewest errors by a second baseman and produced a career-high 107-game errorless streak, a new single-season franchise record for consecutive errorless appearances by a second baseman.
- Is one of only three second basemen in Major League history to produce at least 15 home runs in at least eight consecutive seasons (also, Jeff Kent and Dan Uggla).
- Was the starting second baseman on Team USA for the 2013 World Baseball Classic.
- In 2011 was one of only six players voted to the All-Star team who also won both Rawlings **Gold Glove** and Louisville Silver Slugger Awards (Troy Tulowitzki, Matt Kemp, Adrian Gonzalez, Jacoby Ellsbury and Adrian Beltre).

## CAREER HIGHS

Most Runs

**3, 26x, last: 9/11/16, CIN at PIT**

Most Hits

**4, 14x, last: 9/26/16, CIN at STL**

Most Doubles

**2, 27x, last: 9/11/16, CIN at PIT**

Most Triples

**1, 34 times, last: 4/19/16, CIN vs. COL**

Most Home Runs

**2, 13 times, last: 8/6/16, CIN at PIT**

Most RBI

**7, 7/30/15, CIN vs. PIT**

Most Walks

**3, 8/14/12, CIN vs. NYM**

Most Stolen Bases

**3, 5/11/06, CIN vs. WSH**

Longest Hitting Streak

**22 games, 4/26-5/20/07**

- In 2007 became only the second second baseman in MLB history (Alfonso Soriano), and the 31st player overall to produce 30 homers and 30 stolen bases in a season.
- Was the National League Player of the Week for 4/17-4/23, 2006.



- Had six RBI in a game four times and seven RBI once (7/30/15 vs Pit)...In the expansion era, is one of only three second basemen to produce at least five 6-RBI games, joining Jeff Kent (seven) and Bret Boone (five).
- Has six career appearances and two career starts at shortstop (last appearance, 7/19/15 vs. CLE; last start, 9/23/06 vs. CHI).
- Finished his Reds career with 1,103 starts next to first baseman Joey Votto, the most on the right side of the infield for any tandem in Reds history and the highest total by any active set of infielders.

## 2016

- Hit .291 and tied Joey Votto for the team lead in doubles with 34, his highest total since 2011.
- In his last 63 games beginning 7/6, hit .344 (84-for-244), fourth-highest in the Major Leagues...In his last 45 appearances beginning 8/3, hit .356 (62-for-174, sixth-highest in MLB.
- His 10 three-hit games ranked second on the club behind Eugenio Suarez's 11 such games...His 41 multi-hit games ranked second to Votto's 48.
- From 5/4-5/7, hit five of his 11 home runs during a four-game streak, one shy of the club record for homers in consecutive games.
- Between the two-homer games on 5/7 vs. MIL and 8/6 at PIT, went 72 games and 286 at-bats without a home run, the longest homerless streaks of his career (45 games, 5/27-9/1/03 and 168 at-bats, 5/14-6/26/11).
- Missed games on 4/6 and 4/7 vs. Philadelphia with a stomach virus, then on 4/8 vs PIT hit the first pitch he saw for his first homer of the season (solo shot off Francisco Liriano).
- On 7/8 at MIA suffered a hairline fracture of his left hand when he was hit by a Jose Fernandez pitch, but did not miss a game.

## 2015

- Was a finalist for the Rawlings Gold Glove Award.
- Led the team in hits, four-hit games (three) and starts batting leadoff (64).
- Ranked eighth in the NL in hits and led the Reds in that category for the fifth time in 10 seasons.
- Struck out just once every 9.2 plate appearances, the sixth-best ratio in the league.
- Batted .294, his highest average since 2011 and the second-highest of his career.
- Was one of only five players in the Major Leagues with at least 19 doubles, 12 homers, 70 RBI and 23 stolen bases (A.J. Pollock, Starling Marte, Lorenzo Cain, and Ryan Braun).

- After the All-Star break hit .314, 11th-best in the National League.
- On 7/30 vs. PIT became the only player in Major League history to collect in a game four hits, two home runs, seven RBI and two steals (since the RBI became an official statistic in 1920)...The jersey he wore that night was sent for display at the Hall of Fame in Cooperstown.
- On 6/28 at NYM hit his fifth career leadoff home run as the first career batter faced in the MLB debut of Mets starter Steven Matz.
- In the 10-run sixth inning on 8/24 vs. DET hit a two-run home run and two-run triple, the first player with a triple and homer in the same inning since TOR's Edwin Encarnacion did it on 5/7/14 vs. PHI...The two-run homer produced career RBI 800 and 801.
- Missed starts with a sprained left big toe (5/13-5/14), strained left groin (6/10-6/13), sore left thumb (6/24, 6/29-6/30) and inflammation in his right biceps tendon (8/20-8/21).

## 2014

- Despite missing more than a month with injury, tied for the team lead in doubles (25) and led the club in starts batting third in the order (69)
- Also hit leadoff (one start), second (12 starts), fourth (19 starts), fifth (17 starts) and sixth (three starts).
- From 7/11-8/17 missed 33 games following surgery to repair the torn ligament in his left thumb, an injury suffered while diving for a ball in the eighth inning on 7/9 vs. CHI.
- Returned on 8/18 and in his last 35 games of the season, hit .250 with one home run...in 86 games prior to the injury hit .272 with seven homers.
- Was a finalist for the Rawlings Gold Glove Award and for the fifth consecutive season was rated by field managers the NL's best defensive second baseman.
- For the third time in his career led National League second basemen in fielding percentage...Committed his only errors on 4/5 at NYM in the Reds' fifth game of the season and on 9/19 at STL in the 154th game...Between those miscues produced a career-high 107-game errorless streak (4/6-9/16), a single-season club record for a second baseman and the longest in the Major Leagues in 2014 by a player at that position.
- With just two errors in 525 total chances (.996), tied Bret Boone's 1997 club record for fewest errors in a season by a second baseman.
- On 8/20 at STL singled off Lance Lynn for the 1,500th hit of his career.

- From 6/6-6/17 did not strike out over 43 plate appearances, the third-longest streak of his career (46, 7/5-7/20/13 and 45, 5/21-5/30/11).
- In the ninth inning of an 11-inning, 7-3 win on 6/28 at SF, celebrated his 33rd birthday with a two-run homer off Sergio Romo that erased a 1-0 deficit...Marked his third career go-ahead homer in the ninth inning or later (5/20/03 for CLE vs. DET off Matt Roney; 7/15/11 for CIN vs. STL off Fernando Salas, both in the 9th inning).

## 2013

- Was an All-Star for the third time in four seasons, a starter for the first time, and won his fourth Rawlings **Gold Glove** Award after leading National League second basemen in games, starts, putouts and assists.
- Was a finalist for the Louisville Slugger Silver Slugger Award.
- Was one of only six players in the NL with at least 100 RBI...Became the first Reds second baseman with 100 RBI since Joe Morgan in 1976 and the first Major League second baseman since Dan Uggla in 2010.
- Tied ARI's Paul Goldschmidt for the MLB lead with 19 game-winning RBI and ranked third with 35 go-ahead RBI (DET's Miguel Cabrera 37, Goldschmidt 37).
- With the bases loaded went 11-for-18 (.611) with a grand slam...Tied BOS' Mike Napoli for the MLB lead in hits and tied PIT's Justin Morneau for third in RBI (24; Napoli 31, Jay Bruce 26).
- In a 6-2 win on 6/10 at CHI tied a club record for most RBI in a game by a player who drove in all the runs (6, Babe Young in 1947, Johnny Bench in 1974)...
- In the National League's 3-0 All-Star Game loss at Citi Field batted leadoff and went 0-for-2.
- In six starts at second base for Team USA in the World Baseball Classic hit .269 (7-for-26)
- Was CIN's nominee for the Branch Rickey Award.

## 2012

- Finished 13th in the national BBWAA's Most Valuable Player voting.
- Was a finalist for the Rawlings Gold Glove Award.
- Among NL second basemen ranked third in fielding percentage (five errors/637 total chances) and from 5/7-8/15 produced a career-high 84-game errorless streak.
- For the third straight season was rated by managers the NL's best defensive second baseman.

- Among all MLB second basemen ranked fifth in HR, fourth in RBI and fourth in slugging (.430).
- On 4/8 vs. MIA singled off Carlos Zambrano to become the 28th player in Reds history to produce 1,000 hits...

## 2012 POSTSEASON

- During the Division Series vs. SF was the only player to hit safely in all five games of the series...Led all players in the NLDS with nine hits, three doubles and seven RBI...In Game 1 became the third Reds player with at least three hits and three in a single postseason game since RBI became an official statistic in 1920 (Tony Perez, Game 2, 1975 NLCS vs. PIT and Mariano Duncan, Game 3, 1990 NLCS vs. PIT).

## 2011

- Was one of only six players voted to the All-Star team who also won both Rawlings **Gold Glove** and Louisville Silver Slugger Awards (Troy Tulowitzki, Matt Kemp, Adrian Gonzalez, Jacoby Ellsbury, Adrian Beltre).
- Was a NL All-Star for the second time and a *Sporting News* NL All-Star for the first time...Won his first Silver Slugger and his third **Gold Glove** in the last four seasons.
- Became the first Reds second baseman ever to win the Silver Slugger and the first Reds player to win the **Gold Glove** and Silver Slugger in the same season since shortstop Barry Larkin did it in 1995 and 1996.
- Rated by field managers as the best defensive second baseman in the NL...
- Was one of only 31 MLB players to hit at least .300.
- In a 8-2 loss on 7/1 vs. CLE had three of the Reds' five hits and homered twice for career hits number 999 (off Justin Masterson) and 1,000 (off Chad Durbin).
- In the seventh inning of a 10-7 loss on 8/8 vs. COL hit his second career pinch-hit homer, a solo shot off Rex Brothers that tied the game at 7-7...Was his first appearance since he left a game two days earlier with a sprained ankle and his only pinch-hit appearance of the season.
- On 8/9 vs. COL made the 1,000th appearance of his career, was hit on the left elbow by an Esmil Rogers pitch and missed four games.
- On 9/13 vs. CHI hit his second career leadoff homer (off Ryan Dempster).

## 2010

- Named to his first National League All-Star team.
- For the second time in three seasons won the NL Rawlings **Gold Glove** Award for second basemen.
- Was one of only three players in MLB with at least 100 runs, 33 doubles, 18 homers and 16 steals (Carlos Gonzalez, Joey Votto).
- Established career highs in doubles (33) and walks (46).
- On 5/25 vs. PIT hit his 100th career homer (off Joel Hanrahan).

## 2010 POSTSEASON

- After the Reds were no-hit by Roy Halladay at PHI in Game 1 of the National League Division Series, Phillips led off Game 2 with a homer off Roy Oswalt...Was his first career leadoff homer and only the second leadoff homer in Reds postseason history (Pete Rose, Game 5 of the 1972 World Series off Oak's Catfish Hunter).

## 2009

- Led all National League second basemen with 25 stolen bases (Chase Utley 23) and 98 RBI (Utley 93) and ranked fourth with 20 homers (Utley 31, Dan Uggla 31, Clint Barnes 23).
- Collected three RBI in the season finale to finish with a career-high 98, the second-highest total ever by a Reds second baseman (Joe Morgan, 110 RBI as a second baseman in 1976).
- Became the first player in franchise history to produce at least 20 doubles, 20 homers and 20 stolen bases in three consecutive seasons...Joined FLA's Hanley Ramirez as the only players in the Major Leagues to do it three straight years from 2007-2009.
- In a 7-0 win on 5/5 at FLA drove in six runs for the third time in his career...were the most RBI in a game by a Reds batter all season.

## 2008

- Didn't play after 9/9 because of a broken right index finger that required surgery to insert two pins...Dr. Andrew Markewicz and Dr. Timothy Kremchek performed the procedure on 9/12.
- Won the Rawlings **Gold Glove** Award for National League second basemen and the *Bill James Handbook's* Fielding Bible Award as the best defensive second baseman in the Major Leagues.
- When the injury occurred had appeared in 141 of the Reds' 145 games and had started 140 games.

- On 4/25 at SF made his only appearance of the season as a pinch hitter and hit his first career pinch-hit homer (off Jonathan Sanchez).
- Collected his third career game-ending hit on 7/5 vs. WSH, an RBI single off Luis Ayala.
- For his community service was the club's recipient of the Roberto Clemente Award and its nominee for the Branch Rickey Award.

## 2007

- Received votes for National League Silver Slugger, Gold Glove and MVP awards while establishing single-season club records for a second baseman in total bases (315) and home runs (30).
- Joined Adam Dunn (40) and Ken Griffey Jr. (30) to tie the club record for most players with 30 homers in the same season.
- Became only the second second baseman in MLB history, the third Reds player and the 31st player overall (51st time) to produce 30 homers and 30 stolen bases in a season (30 and 32).
- Led all National League second basemen in fielding percentage (.990), total chances (782), putouts (341) and assists (433).
- Made 154 starts overall, all at 2B...Made one appearance at SS (7/25 vs. MIL).
- On 9/4 vs NYM hit his 27th homer of the season (off Scott Schoeneweis) to tie Joe Morgan's club record for a second baseman...Broke the record the next day (off NYM's John Maine).
- On 9/16 at MIL doubled off Matt Wise to become the first Reds second baseman ever to produce 300 total bases.
- His career-high 22-game hitting streak from 4/26-5/20 was the longest by a Reds batter since Hal Morris hit safely in his last 29 appearances of the 1996 season and tied for the second longest in the league in 2007...During the streak he hit .351.
- From 8/24-8/30 career-best seven consecutive multi-hit game streak (.353, 16-for-30), the longest such run by a Reds batter since Chris Stynes' eight-gamer from 7/8-7/18, 2000.

## 2006

- In his first season with the Reds led the team in hits (148), multi-hit games (36) and starts at second base (136).
- Led all NL second basemen in stolen bases (25).
- On 4/1 was designated for assignment by the Indians...Six days later was acquired by the Reds for a player to be named later or cash.
- From 4/17-4/23 was NL Player of the Week after hitting .452.
- On 4/20 at MIL had six RBI, the most by a Reds batter all season, including two homers and his first career grand slam (off Mike Adams).

## 2005

- Went to the Triple-A All-Star game with Buffalo while also appearing in six games for Cleveland.

## 2004

- Spent the minor league season at Triple-A Buffalo, helping the Bisons to the International League championship.
- Joined Cleveland on 9/19 and made six starts at second base for the Indians.

## 2003

- Began the season with Cleveland before a midseason trip to Triple-A...Finished the year in the majors
- Hit his first career home run on 4/9 vs CWS (off Jon Garland).
- At the All-Star break was optioned to Triple-A Buffalo but was recalled on 8/27 for the rest of the season, when John McDonald went to the disabled list.

## 2002

- Prior to the season was rated by *Baseball America* as the top prospect in the Expos organization and the 20th-best prospect in all of baseball.
- In his Major League debut made 11 appearances for the Indians.
- In June was acquired by the Indians in the deal that sent RHP Bartolo Colon to Montreal.
- On 9/13, promoted to CLE and made his Major League debut that night vs. MIN as a defensive replacement at second base.
- On 9/16 at BOS singled off Frank Castillo for his first career hit.
- Overall for CLE made 11 appearances at second base, including eight starts.
- Following the season was named the top prospect in the Indians organization by *Baseball America*.

## PERSONAL

- Attended Redan High School located in Stone Mountain, Ga., where he played basketball and baseball...In December 2003 his Redan uniform No. 7 was retired.
- Had scholarships to play both football and baseball at the University of Georgia, but elected to sign with the Montreal Expos after being selected in the second round of the 1999 draft.
- In 1996, he was a bat boy during the Olympics.
- His sister, Posha, played in the WNBA, and his two brothers, P.J. and Jamil both played minor league baseball.

## TRANSACTIONS

- Selected by the Montreal Expos in the second round of the June 1999 first-year player draft... Signed by Darryl Monroe.
- Acquired by the Cleveland Indians along with OF Lee Stevens, LHP Cliff Lee and OF Grady Sizemore, from the Montreal Expos in exchange for RHP Bartolo Colon, cash and a player to be named later (RHP Tim Drew, June 28, 2002) on June 27, 2002.
- Acquired by the Cincinnati Reds for cash or a player to be named (RHP Jeff Stevens, June 13, 2006) on April 7, 2006.
- Agreed to terms with the Cincinnati Reds on a four-year contract through the 2011 season with a club option for 2012 on February 15, 2008.
- On Cincinnati 60-day disabled list (broken right index finger) from September 12 to the remainder of the 2008 season.
- Agreed to terms with the Cincinnati Red on a six-year contract through the 2017 season on April 10, 2012.
- On Cincinnati disabled list (torn ligament in his left thumb) from July 11 to August 17, 2014; included an injury rehabilitation assignment to Louisville (AAA) and Dayton (A).
- Acquired by the Atlanta Braves along with cash from the Cincinnati Reds in exchange for RHP Carlos Portuondo and LHP Andrew McKirahan on February 12, 2017.

## COMPLETE RECORD

Year	Club	AVG	G	AB	R	H	2B	3B	HR	RBI	SH	SF	HP	BB	SO	SB-CS	OBP	SLG	E
1999	GCL Expos	.290	47	169	23	49	11	3	1	21	0	0	3	15	35	12-3	.358	.408	17
2000	Cape	.242	126	484	74	117	17	8	11	72	0	5	9	38	97	23-8	.306	.378	1
2001	Harrisburg	.298	67	265	35	79	19	0	7	36	1	1	4	12	42	13-6	.337	.449	18
	Jupiter	.284	55	194	36	55	12	2	4	23	0	1	6	38	45	17-3	.414	.428	0
2002	Harrisburg	.327	60	245	40	80	13	2	9	35	1	0	5	16	33	6-3	.380	.506	14
	Ottawa	.257	10	35	1	9	4	0	1	5	0	0	0	2	6	0-0	.297	.457	0
	Buffalo	.283	55	223	30	63	14	0	8	27	4	5	1	14	39	8-2	.321	.453	3
	Cleveland	.258	11	31	5	8	3	1	0	4	1	0	1	3	6	0-0	.343	.419	2
2003	Buffalo	.175	43	154	14	27	7	0	3	13	2	1	3	12	22	7-3	.247	.279	11
	Cleveland	.208	112	370	36	77	18	1	6	33	5	1	3	14	77	4-5	.242	.311	3
2004	Buffalo	.303	135	521	83	158	34	4	8	50	9	6	8	44	56	14-11	.363	.430	28
	Cleveland	.182	6	22	1	4	2	0	0	1	0	0	0	2	5	0-2	.250	.273	1
2005	Buffalo	.256	112	465	79	119	24	1	15	46	2	2	10	39	90	7-5	.326	.409	21
	Cleveland	.000	6	9	1	0	0	0	0	0	0	0	0	0	4	0-0	.000	.000	1
2006	Cincinnati	.276	149	536	65	148	28	1	17	75	4	6	6	35	88	25-2	.324	.427	17
2007	Cincinnati	.288	158	650	107	187	26	6	30	94	2	5	12	33	109	32-8	.331	.485	8
2008	Cincinnati	.261	141	559	80	146	24	7	21	78	0	6	5	39	93	23-10	.312	.442	7
2009	Cincinnati	.276	153	584	78	161	30	5	20	98	2	8	6	44	75	25-9	.329	.447	9
2010	Cincinnati	.275	155	626	100	172	33	5	18	59	6	1	8	46	83	16-12	.332	.430	3
2011	Cincinnati	.300	150	610	94	183	38	2	18	82	5	6	9	44	85	14-9	.353	.457	6
2012	Cincinnati	.281	147	580	86	163	30	1	18	77	3	4	8	28	79	15-2	.321	.429	5
2013	Cincinnati	.261	151	606	80	158	24	2	18	103	4	9	8	39	98	5-3	.310	.396	9
2014	Cincinnati	.266	121	462	44	123	25	0	8	51	2	6	6	23	74	2-3	.306	.372	2
	Louisville#	.000	2	5	0	0	0	0	0	0	0	0	0	1	0	0-0	.167	.000	1
	Dayton#	.667	1	3	0	2	1	0	0	0	0	0	1	0	1	0-0	.750	1.000	0
2015	Cincinnati	.294	148	588	69	173	19	2	12	70	1	3	4	27	68	23-3	.328	.395	6
2016	Cincinnati	.291	141	550	74	160	34	1	11	64	2	6	8	18	68	14-8	.320	.416	14
<b>Minor Totals</b>		<b>.274</b>	<b>713</b>	<b>2763</b>	<b>415</b>	<b>758</b>	<b>156</b>	<b>20</b>	<b>67</b>	<b>328</b>	<b>19</b>	<b>21</b>	<b>50</b>	<b>231</b>	<b>466</b>	<b>107-44</b>	<b>.339</b>	<b>.418</b>	<b>165</b>
<b>NL Totals</b>		<b>.279</b>	<b>1614</b>	<b>6351</b>	<b>877</b>	<b>1774</b>	<b>311</b>	<b>32</b>	<b>191</b>	<b>851</b>	<b>31</b>	<b>60</b>	<b>80</b>	<b>376</b>	<b>920</b>	<b>194-69</b>	<b>.325</b>	<b>.429</b>	<b>72</b>
<b>AL Totals</b>		<b>.206</b>	<b>135</b>	<b>432</b>	<b>43</b>	<b>89</b>	<b>23</b>	<b>2</b>	<b>6</b>	<b>38</b>	<b>6</b>	<b>1</b>	<b>4</b>	<b>19</b>	<b>92</b>	<b>4-7</b>	<b>.246</b>	<b>.310</b>	<b>15</b>
<b>Major Totals</b>		<b>.275</b>	<b>1749</b>	<b>6783</b>	<b>920</b>	<b>1863</b>	<b>334</b>	<b>34</b>	<b>197</b>	<b>889</b>	<b>37</b>	<b>61</b>	<b>84</b>	<b>395</b>	<b>1012</b>	<b>198-76</b>	<b>.320</b>	<b>.421</b>	<b>87</b>

Bold indicates led league; #Injury rehabilitation assignment

## WILD CARD GAME RECORD

Year	Club, Opp.	AVG	G	AB	R	H	2B	3B	HR	RBI	SH	SF	HP	BB	SO	SB	CS	E
2013	Cin. vs. Pit.	.000	1	4	0	0	0	0	0	0	0	0	0	0	0	0	0	0

## DIVISION SERIES RECORD

Year	Club, Opp.	AVG	G	AB	R	H	2B	3B	HR	RBI	SH	SF	HP	BB	SO	SB	CS	E
2010	Cin. vs. Phi.	.333	3	12	2	4	1	0	1	1	0	0	0	0	1	0	0	2
2012	Cin. vs. SF	.375	5	24	1	9	3	0	1	7	0	1	0	0	4	1	0	0
<b>D.S. Totals</b>		<b>.361</b>	<b>8</b>	<b>36</b>	<b>3</b>	<b>13</b>	<b>4</b>	<b>0</b>	<b>2</b>	<b>8</b>	<b>0</b>	<b>1</b>	<b>0</b>	<b>0</b>	<b>5</b>	<b>1</b>	<b>0</b>	<b>2</b>

## ALL-STAR GAME RECORD

Year	Club, Site	AVG	G	AB	R	H	2B	3B	HR	RBI	SH	SF	HP	BB	SO	SB	CS	E
2010	N.L., LAA	.000	1	1	0	0	0	0	0	0	0	0	0	0	1	0	0	0
2011	N.L., Ari.	.000	1	1	0	0	0	0	0	0	0	0	0	0	0	0	0	0
2013	N.L., NYM	.000	1	2	0	0	0	0	0	0	0	0	0	0	0	0	0	0
<b>All-Star Totals</b>		<b>.000</b>	<b>3</b>	<b>4</b>	<b>0</b>	<b>0</b>	<b>0</b>	<b>0</b>	<b>0</b>	<b>0</b>	<b>0</b>	<b>0</b>	<b>0</b>	<b>0</b>	<b>1</b>	<b>0</b>	<b>0</b>	<b>0</b>

## WORLD BASEBALL CLASSIC RECORD

Year	Club	AVG	G	AB	R	H	2B	3B	HR	RBI	SH	SF	HP	BB	SO	SB	CS	E
2013	United States	.269	6	26	5	7	1	0	0	1	1	0	0	0	5	0	0	0

## MAJOR LEAGUE FIELDING RECORD

Position	PCT	G	PO	A	E	TC	DP
2B	.988	1714	3383	4646	99	8128	1049
SS	.800	6	2	6	2	10	1





# JOSE RAMIREZ

# 52

## RIGHT-HANDED PITCHER

Full Name: **Jose Altamir Ramirez**

Bats: **Right**

Throws: **Right**

Height: **6-1**

Weight: **215**

DOB: **January 21, 1990**

Opening Day Age: **27**

Born: **Yaguata, DR**

Resides: **San Cristobal, DR**

MLB Debut: **June 4, 2014**

MLB Service Time: **0.153**

Acquired: **Acquired from Seattle, December 4, 2015**

Contract Status: **Signed through 2017**

## 2016

- In his first season in Atlanta's organization, made a career-best 33 appearances...Had 16 career MLB appearances prior.
- Made his first Opening Day roster, but the club designated him for assignment on 4/11 and outrighted him to Triple-A Gwinnett on 4/14 after allowing six runs total in his first two games.
- Returned to the majors on 7/28 after the club selected his contract that day...Remained with the Braves for the remainder of the season.
- Compiled a 2.05 ERA (7 ER/30.2 IP) in 31 games after returning to the majors...Allowed an earned run in only four of those 31 games.
- His 31 appearances from 7/28 through the end of the season tied for the third most in the majors and three behind leader ARI's Randall Delgado.
- Tossed nine consecutive scoreless innings after returning...His run went from 7/28-8/12 and spanned 9.1 innings.
- Went a season-best 2.0 innings twice, 8/8 and 8/10 at MIL.
- Spent time on the Suspended List after receiving a three-game suspension on 9/16 for intentionally throwing a pitch in the head area of Miami's José Fernandez on 9/14...Dropped his appeal on 9/21 and returned on 9/24.
- Earned his two wins in consecutive outings, 8/21 vs. WSH and 8/23 at ARI.
- The Braves went 19-14 in his appearances...In the 19 wins, he compiled a 1.53 ERA (3 ER/17.2 IP).
- Compiled a 13.2-inning scoreless streak with Gwinnett, 6/16-7/20.
- Struck out better than a batter per inning with the G-Braves (45 K/41.1 P).

## CAREER HIGHS

Most Innings Pitched

**2.2, 6/21/14, NYY vs. BAL**

Most Runs Allowed

**5, 2x, last: 4/10/16 vs. STL**

Most Earned Runs Allowed

**5, 4/10/16 vs. STL**

Most Hits Allowed

**3, 5/29/15, NYY at OAK**

Most HRs Allowed

**1, 4x, 8/16/16 vs. MIN**

Most Walks

**3, 2x, last: 9/6/16 at WSH**

Most Strikeouts

**4, 6/21/14, NYY vs. BAL**

Longest winning streak

**3, 9/4/15-8/23/16**

Longest losing streak

**2, 2x, last: 8/24/16-present**

## 2015

- Split the season between the Seattle Mariners and New York Yankees, also spending time with both organizations' Triple-A clubs...Dealt to the Mariners, along with outfielder Ramon Flores, on 6/30 for infielder Dustin Ackley.

- Went 1-0 with a 12.91 ERA (11 ER/7.2 IP) in a combined eight games out of the bullpen at the Major League level...Earned his first Major League win on 9/4 at OAK, tossing 1.2 perfect innings in an 11-8 victory.
- Began the season with Triple-A Scranton/Wilkes-Barre, and recalled for the first time on 5/15.
- Returned to Triple-A the next day before being recalled again on 6/13...Compiled a 3-0 record with a 2.90 ERA (16 ER/49.2 IP) and 10 saves for Scranton/Wilkes-Barre.
- Converted 10 consecutive save chances after blowing his first opportunity with Scranton/WB.
- Made his Tacoma debut on 8/4, allowing two runs in 1.0 inning at Las Vegas..

## 2014

- Was 0-2 with a 5.40 ERA (6 ER/10.0IP) in eight relief appearances over two stints with the Yankees (5/18 and 6/4-30).
- Opponents batted .275 (11-for-40), with lefties hitting .063 (1-for-16), compared to .417 (10-for-24) for right-handers.
- Recalled from Triple-A Scranton/WB on 5/18 as the Yankees' "26th Man" for the team's doubleheader vs. PIT, but did not pitch.
- Made his Major League debut on 6/4 vs. OAK, allowing a solo HR to Josh Donaldson in the seventh to record the loss (2.0 innings, two hits, one run, one walk, two strikeouts).
- Missed a month on the minor league disabled list (4/3-5/6) with a left oblique strain.

## 2013

- Combined to go 2-6 with one save and a 3.67 ERA (73.2IP, 30ER) in 17 games (16 starts) with Double-A Trenton and Triple-A Scranton/WB.
- Began the season with Trenton, going 1-3 with one save and a 2.76 ERA (13 ER/42.1IP) in nine games (eight starts).
- Earned his first career save in his season debut—and only relief appearance of the year—in 4/26 win vs. Portland, tossing 4.0 scoreless innings.
- Promoted to Scranton/WB on 6/25 and went 1-3 with a 4.88 ERA (17 ER/31.1IP) in eight starts.

## 2012

- Spent the entire season with Single-A Tampa, going 7-6 with a 3.19 ERA (35 ER/98.2 IP) in 21 games (18 starts) and ranking second on the team in ERA
- Combined to surrender 11 runs in his first two starts of the season...Pitched to a 2.44 ERA (24 ER/88.2 IP) the rest of the year.

## 2011

- Combined to go 5-12 with a 5.66 ERA (65 ER/103.1 IP) in 21 starts with Single-A Charleston and Single-A Tampa.
- Spent the majority of the season with Charleston, going 5-7 with a 4.90 ERA (43 ER/79.0 IP) in 15 starts.
- Opened the season with Tampa, losing five of his six starts with an 8.14 ERA (22 ER/24.1 IP).

## 2010

- Spent the entire season with Single-A Charleston and went 6-5 with a 3.60 ERA (46 ER/115.0 IP) in 22 games (21 starts).
- Struck out 105 batters and held opponents to a .223 (33-for-148) average with runners in scoring position.
- According to *Baseball America*, had the organization's "Best Change-up."

## 2009

- Earned MiLB.com's "Short-Season Starting Pitcher of the Year" Award, after going 6-0 with a 1.48 ERA (10 ER/61.0 IP) in 11 games (10 starts) with the rookie-level GCL Yankees.
- Tied for third in the GCL in wins and ranked eighth in ERA and strikeouts (53).
- Had the lowest opponents' avg. (.159) and allowed the fewest baserunners/9.0IP (7.23) among GCL starters.
- Promoted to Single-A Tampa on 9/5 and made one relief appearance, tossing 3.0 scoreless innings.

## 2008

- In his first professional season, went 0-3 with a 4.15 ERA (18 ER/39.0IP) in 12 games (10 starts) for the DSL Yankees 2.

## TRANSACTIONS

- Signed by the New York Yankees as a non-drafted free agent on October 10, 2007...Signed by Victor Mata.
- Acquired by the Seattle Mariners, along with outfielder Ramon Flores, from the New York Yankees in exchange for infielder Dustin Ackley on July 30, 2015.
- Acquired by the Atlanta Braves from the Seattle Mariners in exchange for a player to be named later (Ryne Harper) on December 4, 2015.
- On Suspended List from September 21 to September 24, 2016.

COMPLETE RECORD

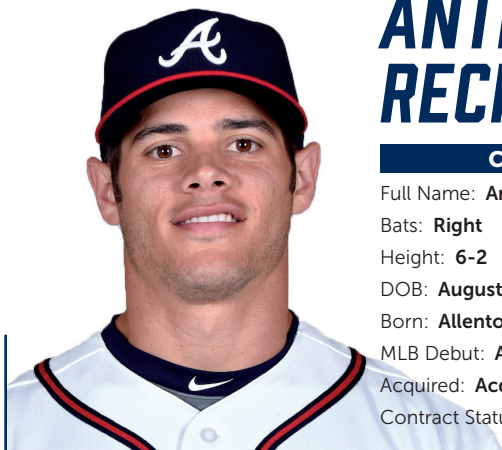
Year	Club	W-L	ERA	G	GS	CG	SHO	SV	IP	H	R	ER	HR	HB	BB	SO	WP	BK
2008	DSL Yankees2	0-3	4.15	12	10	0	0	0	39.0	35	23	18	2	9	18	39	6	1
2009	GCL Yankees	6-0	1.48	11	10	0	0	0	61.0	33	12	10	5	3	16	53	0	0
	Tampa	0-0	0.00	1	0	0	0	0	3.0	1	0	0	0	0	0	2	0	0
2010	Charleston	6-5	3.60	22	21	0	0	0	115.0	106	56	46	3	9	42	105	20	0
2011	Tampa	0-5	8.14	6	6	0	0	0	24.1	35	25	22	3	1	11	25	0	0
	Charleston	5-7	4.90	15	15	0	0	0	79.0	84	51	43	9	4	32	74	6	1
2012	Tampa	7-6	3.19	21	18	0	0	0	98.2	92	43	35	7	5	30	94	4	0
2013	Trenton	1-3	2.76	9	8	0	0	1	42.1	28	15	13	7	3	15	50	7	0
	Scranton/WB	1-3	4.88	8	8	0	0	0	31.1	29	20	17	3	4	21	28	2	0
2014	New York (AL)	0-2	5.40	8	0	0	0	0	10.0	11	6	6	2	2	7	10	0	0
	Scranton/WB	3-0	1.46	9	0	0	0	1	12.1	13	4	2	0	1	10	16	1	0
2015	New York (AL)	0-0	15.00	3	0	0	0	0	3.0	6	5	5	0	1	4	2	3	0
	Scranton/WB	3-0	2.90	32	0	0	0	10	49.2	40	18	16	1	2	23	56	3	0
	Tacoma	1-1	9.00	9	0	0	0	0	13.0	16	14	13	5	0	7	10	1	0
	Seattle	1-0	11.57	5	0	0	0	0	4.2	9	9	6	0	2	6	3	0	0
2016	Atlanta	2-2	3.58	33	0	0	0	0	32.2	26	16	13	2	4	18	33	3	0
	Gwinnett	3-2	2.18	36	0	0	0	6	41.1	34	10	10	3	1	18	45	3	0
Minor Totals		36-35	3.61	191	96	0	0	18	610.0	546	291	245	48	42	243	597	53	2
A.L. Totals		1-2	8.66	16	0	0	0	0	17.2	26	20	17	2	5	17	15	3	0
Atlanta Totals		2-2	3.58	33	0	0	0	0	32.2	26	16	13	2	4	18	33	3	0
Major Totals		3-4	5.36	49	0	0	0	0	50.1	52	36	30	4	9	35	48	6	0

Bold indicates led league; #Injury rehabilitation assignment

MAJOR LEAGUE FIELDING RECORD

Position	PCT	G	PO	A	E	TC	DP
Pitcher	1.000	49	0	1	0	1	0





# ANTHONY RECKER

# 20

## CATCHER

Full Name: **Anthony Vito Recker**

Bats: **Right**

Throws: **Right**

Height: **6-2**

Weight: **240**

DOB: **August 29, 1983**

Opening Day Age: **33**

Born: **Allentown, PA**

Resides: **Scotsdale, AZ**

MLB Debut: **August 25, 2011**

MLB Service Time: **4.000**

Acquired: **Acquired from Cleveland on May 9, 2016**

Contract Status: **Signed through 2017**

## CAREER HIGHLIGHTS

- Completed his sixth season at the Major League level and 12th professional season overall in 2016.
- Joined the Atlanta organization on 5/9 from the Cleveland Indians...Atlanta is his fifth Major League organization.
- Has played 168 games at catcher, making 143 starts, at the Major League level since the start of the 2011 season...Has appeared in 596 games at catcher at the minor league level, since the start of the 2005 season.

## 2016

- Opened his 12th professional season with the Cleveland Indians Triple-A affiliate and played in 19 games before being acquired by the Atlanta Braves in exchange for cash considerations on 5/9.
- Assigned to Triple-A Gwinnett and played in 40 games before Atlanta selected his contact on 7/15...Participated in 73 games between Atlanta and Gwinnett, and 92 total contests between the Atlanta and Cleveland organizations.
- After having his contract selected by Atlanta on 7/15, played in 33 games, including 28 at catcher (26 starts) through the remainder of the season... Batted .278 (25-for-90) with two home runs, 15 RBI and a .394 on-base percentage.
- Hit a two-run homer, 8/12 at WSH...The blast was his first in the majors since a two-home run game on 5/14/15 at CHI.
- Batted .243 (33-for-136) with six home runs and six RBI in 40 games (5/11-7/5) for Gwinnett.
- Posted a .985 fielding percentage (four errors/270 total chances) in 35 games (34 at catcher, one at first base) with Gwinnett...Caught six-of-33 would-be base stealers.

## CAREER HIGHS

Most Runs

**3, 8/29/13, NYM vs. PHI**

Most Hits

**4, 5/25/14, NYM vs. ARI**

Most Doubles

**1, 28x, last: 9/24/16 at MIA**

Most Triples

**None**

Most Home Runs

**2, 5/14/15, NYM at CHI**

Most RBI

**3, 6x, last: 9/21/14, NYM at ATL**

Most Walks

**2, 7x, last: 9/5/16 at WSH**

Most Stolen Bases

**1, 3x, last: 7/18/16 at CIN**

Longest Hitting Streak

**5 games, 3x, last: 7/30-8/9/16**

- Became the first player in Gwinnett history to hit multiple home runs in consecutive games with back-to-back two-homer contests, 6/12 vs. Norfolk and 6/14 at Lehigh Valley.
- With GWN, snapped a no-hitter in the ninth inning on 6/22 vs. Indianapolis with a single, before poking a game-ending solo homer in the 10th inning off RHP Jhondaniel Medina.



- Recorded a 12-game hitting streak with Gwinnett, 6/11-6/25...Hit .354 (17-for-48) with five home runs and 11 RBI in that span.
- Prior to joining the Braves organization, played in 19 games with Columbus (AAA) batting .246 (15-for-61) with two home runs and 10 RBI.
- Over 59 total games in the International League, batted .244 (48-for-197) with 11 doubles, eight home runs, 28 RBI and 30 runs scored.

## 2015

- Made his fourth consecutive Opening Day roster with New York (NL).
- Optioned to Triple-A Las Vegas on 6/14...Recalled to New York on 7/20...Optioned again to Las Vegas on 7/31...Recalled for the second and final time on 8/12 and spent the rest of the season in the Majors.
- Hit two home runs on 5/14 at CHI, his first career multi-home run game.
- Started 23 games behind the plate and threw out one of 11 runners attempting to steal.

## 2014

- Made his third consecutive Opening Day roster and set career-high totals in games (58), at-bats (174), runs (18), hits (35), doubles (9), home runs (7) and RBI (27).
- The team went 24-19 (.558) in his starts.
- Threw out 10 of 27 potential base stealers (37%)..
- Collected his first career four-hit game in Game 2 of 5/25's doubleheader vs. ARI.
- Hit a home run in three consecutive games, 8/31, 9/7 and 9/11.

## 2013

- Made his second consecutive Opening Day roster and spent the majority of the season at the Major League level.
- Was optioned to Las Vegas (AAA) on 8/20, but returned to NYM on 8/27.
- Made 34 starts with NYM...The team went 20-14 in those games.
- Made his Major League pitching debut with 1.0 inning of work on 6/30 vs. WSH...Allowed two runs and a home run...Became the first Mets position player to pitch since Rob Johnson on 5/18/2012 at TOR.

## 2012

- Played for two different organization in 2012...Opened the season with Oakland and was optioned to Sacramento (AAA) on 5/27.

- Claimed off waivers by the Chicago Cubs on 8/27 and was assigned to Triple-A Iowa...Recalled by the Cubs on 9/4.
- Hit his first Major League home run on 9/9 at PIT off Jeff Locke.

## 2011

- Spent most of the 2011 season with Triple-A Sacramento.
- Had his contract purchased by Oakland on 8/23 and made his Major League debut at Yankee Stadium on 8/25.
- Collected his first Major League hit, a single off Erik Bedard, on 8/27 at BOS.
- Named to the Pacific Coast League All-Star Game and also to the league's post-season All-Star team.

## MINOR LEAGUE HIGHLIGHTS

- Named to several minor league All-Star teams, including **2011** Pacific Coast League (mid-season and post-season), **2008** Texas League (mid-season), **2007** California League (mid-season), **2006** Midwest League (mid-season).

## AMATEUR

- Played baseball at Alvernia College where he finished his career second on the Alvernia list in home runs (44) and RBI (210).

## PERSONAL

- He and his wife Kelly have two children; Camden and Grady.
- Graduated from Catasauqua (Penn.) High School in 2001.

## TRANSACTIONS

- Selected by the Oakland Athletics in the 18th round of the 2005 First-Year player draft...Signed by Jeff Bittiger.
- Acquired by the Chicago Cubs from the Oakland Athletics in exchange for C Blake Lalli on August 27, 2012.
- Claimed off waivers by the New York Mets from the Chicago Cubs on October 25, 2012.
- Signed by the New York Mets to a minor league contract with an invitation to Major League spring training on December 5, 2015.
- Acquired by the Atlanta Braves from the Cleveland Indians in exchange for cash considerations on May 9, 2016.



# COMPLETE RECORD

Year	Club	AVG	G	AB	R	H	2B	3B	HR	RBI	SH	SF	HP	BB	SO	SB-CS	OBP	SLG	E
2005	Vancouver	.233	43	150	16	35	8	0	5	18	1	0	2	16	40	0-0	.315	.387	2
2006	Kane County	.287	109	407	52	117	24	3	14	57	0	1	3	42	115	5-5	.358	.464	12
2007	Stockton	.319	56	207	39	66	17	2	13	47	0	5	5	27	48	2-0	.402	.609	5
	Midland	.204	58	201	16	41	12	0	4	20	0	0	1	17	63	0-1	.269	.323	11
2008	Midland	.274	117	430	57	118	29	4	11	64	2	2	5	43	140	1-2	.346	.437	13
2009	Sacramento	.261	78	272	30	71	11	2	12	45	3	1	2	28	80	2-0	.333	.449	7
	Midland	.298	16	57	11	17	4	0	3	9	0	0	0	8	22	0-0	.385	.526	3
2010	Midland	.211	11	38	8	8	1	0	1	3	0	0	2	7	12	1-0	.362	.316	0
	Sacramento	.288	80	250	36	72	18	2	10	42	0	4	0	22	62	0-1	.341	.496	9
2011	Sacramento	.287	99	345	61	99	24	1	16	48	2	5	4	56	81	7-5	.388	.501	4
	Oakland	.176	5	17	3	3	1	0	0	0	0	0	0	4	7	0-0	.333	.235	1
2012	Oakland	.129	13	31	3	4	1	0	0	0	1	0	1	4	13	0-0	.250	.161	0
	Sacramento	.265	52	200	29	53	7	0	9	29	0	0	1	28	56	3-1	.358	.435	6
	Iowa	.286	3	7	1	2	1	0	0	0	0	0	0	2	2	0-0	.444	.429	0
	Tennessee	.200	4	15	1	3	1	0	1	4	0	0	0	0	7	0-0	.200	.467	0
	Chicago (NL)	.167	9	18	1	3	1	0	1	4	0	0	1	2	2	0-0	.286	.389	1
	2013	New York (NL)	.215	50	135	17	29	7	0	6	19	1	2	0	13	49	0-1	.280	.400
	Las Vegas	.400	5	10	3	4	0	1	1	4	0	0	0	2	2	0-0	.500	.900	1
2014	New York (NL)	.201	58	174	18	35	9	0	7	27	2	2	1	10	64	1-1	.246	.374	5
2015	New York (NL)	.125	32	80	6	10	1	0	2	5	0	0	1	11	35	1-0	.239	.213	1
	Las Vegas	.245	27	94	17	23	3	1	8	21	0	0	2	12	26	0-0	.343	.553	4
2016	Columbus	.246	19	61	10	15	5	0	2	10	0	0	1	14	17	1-0	.395	.426	0
	Gwinnett	.243	40	136	20	33	6	0	6	18	0	1	1	16	45	0-0	.325	.419	4
	Atlanta	.278	33	90	6	25	8	0	2	15	3	1	2	16	22	1-0	.394	.433	1
Minor Totals		.270	817	2880	407	777	171	16	116	439	8	19	29	340	818	22-15	.351	.461	81
A.L. Totals		.146	18	48	6	7	2	0	0	0	1	0	1	8	20	0-0	.281	.188	1
N.L. Totals		.205	182	497	48	102	26	0	18	70	6	5	5	52	172	3-2	.284	.366	11
Atlanta Totals		.278	33	90	6	25	8	0	2	15	3	1	2	16	22	1-0	.394	.433	1
Major Totals		.200	200	545	54	109	28	0	18	70	7	5	6	60	192	3-2	.284	.350	12

Bold indicates led league; #Injury rehabilitation assignment

## MAJOR LEAGUE FIELDING RECORD

Position	PCT	G	PO	A	E	TC	DP	PB	CS	ATT	PCT	P-OFF
Catcher	.990	168	1145	70	12	1227	11	10	33	128	26%	0
First Base	1.000	2	16	0	0	16	3	-	-	-	-	-
Third Base	---	1	0	0	0	0	0	-	-	-	-	-
Pitcher	---	1	0	0	0	0	0	-	-	-	-	-

## 2016 HOME RUN BREAKDOWN

Braves Solo.....	71	Opponent Solo.....	90
Braves 2-Run.....	39	Opponent 2-Run .....	57
Braves 3-Run.....	12	Opponent 3-Run .....	22
Braves Grand Slams.....	0	Opponent Grand Slams.....	8
<b>Braves Total.....</b>	<b>122</b>	<b>Opponent Total.....</b>	<b>177</b>



# ARMANDO RIVERO

# 69

## RIGHT-HANDED PITCHER

Full Name: **Armando Rivero**

Bats: **Right**

Throws: **Right**

Height: **6-4**

Weight: **190**

DOB: **February 1, 1988**

Opening Day Age: **29**

Born: **Havana, Cuba**

Resides: **Havana, Cuba**

MLB Debut: **None**

MLB Service Time: **0.000**

Acquired: **Selected in the 2016 Rule V Draft**

Contract Status: **Signed through 2017**

## 2016

- Spent the season in Triple-A Iowa's bullpen, going 5-3 with a 2.13 ERA (16 ER/67.2 IP) in 43 games.
- Named a Pacific Coast League All-Star.
- Struck out 105 for a K/9 rate of 13.97, which led all of minor league baseball among players with at least 65.0 innings.
- Went to his third consecutive Spring Training as a non-roster invitee with the Cubs.
- Became the third straight Braves selection in the Major League phase of the Rule 5 Draft, joining RHP Dan Winkler (2014) and LHP Evan Rutckyj (2015).

## 2015

- In his third season with the Cubs organization, went 2-2 with a 3.16 ERA (20 ER/57.0 IP) in 48 games out of the bullpen.
- Struck out 53 while issuing 32 walks.
- Opponents hit .181 (17-for-94).

## 2014

- Went 5-1 with 11 saves and a 2.22 ERA (16 ER/65.0 IP) while striking out 100 hitters in 49 relief appearances between Double-A Tennessee and Triple-A Iowa.

- Named a Southern League mid-season All-Star.
- Began the season at Tennessee, fanning 54 hitters in 34.2 innings (14.0 K/9).
- Promoted to Iowa in mid-June, and struck out 46 hitters in 30.1 innings at Triple-A.

## 2013

- Made his debut in the United States with 20 relief appearances between Single-A Kane County, Single-A Daytona and Double-A Tennessee... Pitched in Cuba prior.
- Made his Cubs debut with Kane County, 6/22 at Quad Cities, allowing four runs in 0.2 innings.

## AMATEUR

- In his last Cuban season in 2010-11, he compiled a 3.06 ERA with 38 strikeouts in 47.0 innings.
- Pitched briefly at the FISU World University Championships in Japan in 2010.


## TRANSACTIONS

- Signed by the Chicago Cubs to a minor league contract on March 5, 2013..Signed by Louie Eljaua and Jose Sierra
- Selected by the Atlanta Braves in the Major League phase of the 2016 Rule 5 Draft.

## COMPLETE RECORD

Year	Club	W-L	ERA	G	GS	CG	SHO	SV	IP	H	R	ER	HR	HB	BB	SO	WP	BK
2013	Kane County	0-0	5.40	11	0	0	0	1	18.1	19	11	11	4	1	9	28	1	0
	Daytona	0-0	2.70	3	0	0	0	1	3.1	3	3	1	0	1	0	5	1	0
	Tennessee	0-1	2.08	6	0	0	0	0	8.2	8	2	2	0	0	3	12	0	0
2014	Tennessee	2-1	1.56	26	0	0	0	10	34.2	18	7	6	2	1	16	54	2	0
	Iowa	3-0	2.97	23	0	0	0	1	30.1	25	10	10	4	0	12	46	1	0
2015	Iowa	2-2	3.16	48	0	0	0	0	57.0	45	26	20	4	4	32	53	5	2
2016	Iowa	5-3	2.13	43	0	0	0	1	67.2	41	19	16	3	2	35	105	12	0
<b>Minor Totals</b>		<b>12-7</b>	<b>2.70</b>	<b>160</b>	<b>0</b>	<b>0</b>	<b>0</b>	<b>14</b>	<b>220.0</b>	<b>159</b>	<b>78</b>	<b>66</b>	<b>17</b>	<b>9</b>	<b>107</b>	<b>303</b>	<b>22</b>	<b>2</b>

**Bold indicates led league; #Injury rehabilitation assignment**



# PACO RODRÍGUEZ

# 75

## LEFT-HANDED PITCHER

Full Name: **Steven F. Rodríguez**

Bats: **Left**

Throws: **Left**

Height: **6-3**

Weight: **220**

DOB: **April 16, 1991**

Opening Day Age: **25**

Born: **Miami Beach, FL**

Resides: **Miami, FL**

MLB Debut: **September 9, 2012** MLB Service Time: **3.120**

Acquired: **Acquired from Los Angeles (NL), July 30, 2015**

Contract Status: **Signed through 2017**

## 2016

- Spent the entire season on the 60-day disabled list recovering from 2015 "Tommy John" surgery.

## 2015

- Began the season with Los Angeles (NL) before Atlanta acquired him in a 13-player, three-team deal on 7/30 between the Braves, the Dodgers and Miami.
- Underwent "Tommy John" surgery on 9/8 in Gulf Breeze, Florida...Dr. James Andrews performed the procedure.
- Made his third consecutive Opening Day roster, compiling a 2.61 ERA (3 ER/10.1 IP) with no decisions in 18 games.
- Placed on the 15-day disabled on May 30 with a left elbow strain...Made four rehabilitation appearances across two levels (Single-A Rancho Cucamonga and Triple-A Oklahoma City) before being shut down with elbow pain...Underwent season-ending arthroscopic left elbow surgery on 7/2 for loose bodies and osteophyte removal...Dr. Neal ElAttrache in Los Angeles, California performed the procedure.

## 2014

- Made his second Opening Day roster, splitting the season between Los Angeles (NL) and Triple-A Albuquerque.
- Tossed scoreless relief in 15 of 19 big league appearances, going 1-0 with a 3.86 ERA in 19 games for the Dodgers.
- Had five stints with the Dodgers, including being recalled as the 26th man for the club's 5/1 doubleheader at MIN.

## CAREER HIGHS

Most Innings Pitched

**2.0, 4x, last: 8/3/14 LAD vs. CHI**

Most Runs Allowed

**3, 2x, last: 6/5/13 LAD vs. SD**

Most Earned Runs Allowed

**3, 2x, last: 6/5/13 LAD vs. SD**

Most Hits Allowed

**3, 4/30/14 LAD at MIN**

Most HRs Allowed

**1, 6x, last: 9/27/14 LAD vs. COL**

Most Walks

**3, 6/5/13 LAD vs. SD**

Most Strikeouts

**3, 3x, last: 8/18/13 LAD at PHI**

Longest winning streak

**3, 5/25/13-8/14/13**

Longest losing streak

**3, 9/13/12-5/17/13**

- Compiled a 2.31 ERA (3 ER/11.2 IP) in 16 appearances against NL clubs, while allowing three runs in 2.1 innings in three Interleague games (11.57 ERA).
- Stranded all 11 of his inherited runners.
- Placed on the 15-day disabled list from 8/4-9/13 with a Teres Major strain.

- Went 2-3 with one save and a 4.40 ERA (14ER/28.2 IP) in 32 appearances with Triple-A Albuquerque, recording 35 strikeouts and 17 walks...His 11.0 strikeouts per nine innings led all Albuquerque pitchers.

## 2013

- Ranked among the NL's best relievers in ERA (2.32, 12th), opponents' batting average (.164 (3rd) and WHIP (0.90, 6th) in his first full MLB season.
- Inherited a Major League-high 69 runners and allowed only 14 to score (20.3%).
- Limited opponents to a .138 batting average (11-for-80) with runners on base and held the opposition to a .146 mark (7-for-48) with runners in scoring position.
- Held left-handers to a .131 batting average (13-for-99), a .218 on-base percentage and a .182 slugging percentage.
- Picked up the first win of his career on 5/25 with a scoreless 1.0 inning in a 5-3 win over STL.
- Notched his first career save on 6/25 against SF, entering the game with a runner on base and recording the final three outs in the ninth inning to preserve a 6-5 win.
- Had the third-most appearances of any NL reliever with 76.
- Had 20 holds, which ranked 12th in the NL.

## 2013 POSTSEASON

- Appeared in Games 2 and 3 of the National League Division Series against Atlanta.

## 2012

- Became the first member of the 2012 draft class to make his Major League debut after being selected in the second round out of the University of Florida.
- Los Angeles selected his contract on 9/5 and he made his MLB on 9/9 at SF, forcing an infield groundout by Brandon Belt.
- Tossed scoreless relief in 10 of 11 big league appearances (1.35 ERA, 1 ER/6.2 IP), while limiting opponents to a .136 batting average (3-for-22) without an extra-base hit.
- Allowed one of 12 inherited runners to score (8.3%) and allowed one hit with runners in scoring position (1-for-9, .111).
- Opened his professional career at Great Lakes, allowing just four hits (4-for-22, .182) and striking out 10 in six scoreless appearances.

## AMATEUR

- Earned All-Southeastern Conference honors in his junior year at the University of Florida, finishing 3-2 with a 2.18 ERA in 62.0 innings for the Gators... As a sophomore, posted a 4-2 record with a 1.91 ERA (8 ER/37.2 IP) in 32 games...Appeared in both games in the College World Series Championship Finals against South Carolina.
- Played his high school ball at Gulliver Prep in Miami, Fla...Earned First-Team All Florida honors in Class 3A and was named to the All-Area South Florida Team by ESPN Rise Magazine.
- Participated in the Under Armour All-America Game at Wrigley Field in Aug. 2008

## PERSONAL

- He has one son, Eli.

## TRANSACTIONS

- Selected by the Houston Astros in the 48th round of the 2009 First-Year Player Draft, but did not sign.
- Selected by the Los Angeles Dodgers in second round (82nd overall) of the 2012 First-Year Player Draft...Signed by Scott Hennessey.
- On Los Angeles (NL) disabled list (Teres Major strain) from August 4 to September 13, 2014.
- On Los Angeles (NL) disabled list (left elbow strain) from May 30 to July 30, 2015; Transferred to the 60-day disabled list on July 6.
- Acquired by the Atlanta Braves along with along with OF Hector Olivera, RHP Zach Bird and a 2016 competitive balance draft pick in a three-team trade with the Miami Marlins and Los Angeles Dodgers in exchange for INF Jose Peraza, LHP Alex Wood, LHP Luis Avilan, RHP Bronson Arroyo and RHP Jim Johnson on July 30, 2015.
- On Atlanta 60-day disabled list (left elbow strain) from July 30 to the end of 2015 season.
- On Atlanta 60-day disabled list (recovering from left elbow surgery) from February 20 to the end of the 2016 season.

# COMPLETE RECORD

Year	Club	W-L	ERA	G	GS	CG	SHO	SV	IP	H	R	ER	HR	HB	BB	SO	WP	BK
2012	Great Lakes	0-0	0.00	6	0	0	0	2	6.0	4	0	0	0	0	0	10	0	0
	Chattanooga	1-0	1.32	15	0	0	0	3	13.2	7	2	2	0	1	6	22	0	0
	Los Angeles (NL)	0-1	1.35	11	0	0	0	0	6.2	3	1	1	0	0	4	6	0	0
2013	Los Angeles (NL)	3-4	2.32	76	0	0	0	2	54.1	30	15	14	5	2	19	63	3	0
2014	Albuquerque	2-3	4.40	32	0	0	0	1	28.2	25	16	14	4	0	17	35	2	0
	Los Angeles (NL)	1-0	3.86	19	0	0	0	0	14.0	12	6	6	1	0	4	14	0	0
2015	Los Angeles (NL)	0-0	2.61	18	0	0	0	0	10.1	10	3	3	0	0	3	8	0	0
	R. Cucamonga	0-0	0.00	2	2	0	0	0	2.0	2	0	0	0	0	0	2	0	0
	Oklahoma City	0-0	0.00	2	1	0	0	0	2.0	1	0	0	0	0	1	4	0	0
2016	Injured - Did Not Play																	
<b>Minor Totals</b>		<b>3-3</b>	<b>2.75</b>	<b>57</b>	<b>3</b>	<b>0</b>	<b>0</b>	<b>6</b>	<b>52.1</b>	<b>39</b>	<b>18</b>	<b>16</b>	<b>4</b>	<b>1</b>	<b>24</b>	<b>73</b>	<b>2</b>	<b>0</b>
<b>Major Totals</b>		<b>4-5</b>	<b>2.53</b>	<b>124</b>	<b>0</b>	<b>0</b>	<b>0</b>	<b>2</b>	<b>85.1</b>	<b>55</b>	<b>25</b>	<b>24</b>	<b>6</b>	<b>2</b>	<b>30</b>	<b>91</b>	<b>3</b>	<b>0</b>

**Bold indicates led league; #Injury rehabilitation assignment**

## DIVISION SERIES RECORD

Year	Club, Opp.	W-L	ERA	G	GS	CG	SHO	SV	IP	H	R	ER	HR	HB	BB	SO	WP	BK
2013	LAD vs. Atl.	0-0	27.00	2	0	0	0	0	0.2	4	2	2	1	0	2	1	0	0

## MAJOR LEAGUE FIELDING RECORD

Position	PCT	G	PO	A	E	TC	DP
Pitcher	1.000	124	8	11	0	19	1

## 2016 BRAVES DISABLED AND INACTIVE LIST

Player	Injury	DL Type	Date on	Date off	Games Missed
Ender Inciarte, OF	Left hamstring strain	15-day	4/10 (retroactive to 4/9)	5/7	26
Gordon Beckham, INF	Left hamstring strain	15-day	4/18 (retroactive 4/17)	5/10	18
Manny Banuelos, LHP	Left elbow inflammation	15-day	4/2 (retroactive to 3/25)	5/23	42
Jim Johnson, RHP	Right groin strain	15-day	5/10	6/3	23
Erick Aybar, INF	Right foot contusion	15-day	5/28	6/12	14
Gordon Beckham, INF	Left hamstring strain	15-day	6/2	7/7	32
Eric O'Flaherty, LHP	Right knee strain	15-day	6/13	7/16	28
Hector Olivera, OF	Placed on MLB's Restricted List	-	4/13	7/30 (traded to LAD)	98
Mike Foltynewicz, RHP	Right elbow soreness	15-day	6/4 (retroactive to 5/31)	6/30	28
Shea Simmons, RHP	Recovering from "Tommy John" surgery	15-day	4/2	8/8	111
Tyler Flowers, C	Left hand fracture	15-day	7/15 (retroactive to 7/10)	8/17	30
A.J. Pierzynski, C	Left hamstring strain	15-day	8/17	9/1	14
Chris Withrow, RHP	Right elbow inflammation	15-day	8/8	9/1	22
Williams Perez, RHP	Right rotator cuff strain	60-day	6/8 (retroactive to 6/7)	9/2	77
Julio Teheran, RHP	Right lat strain	15-day	8/2 (retroactive to 7/31)	8/19	18
John Gant, RHP	Left oblique strain	15-day	6/28	8/21	46
Mallix Smith, OF	Fractured left thumb	15-day	6/21 (retroactive to 6/20)	9/16	77
Aaron Blair, RHP	Left knee strain	15-day	9/3 (retroactive 8/29)	9/18	17
Paco Rodriguez, LHP	Recovering from "Tommy John" surgery	60-day	2/20	end of season	161
Jesse Biddle, LHP	Recovering from "Tommy John" surgery	60-day	4/2	end of season	161
Andrew McKirahan, LHP	Recovering from "Tommy John" surgery	60-day	4/2	end of season	161
Dan Winkler, RHP	Fractured right elbow	60-day	4/11	end of season	156
Arodis Vizcaino, RHP	Right oblique strain	15-day	7/16	end of season	70
Matt Marksberry, LHP	Left rotator cuff inflammation	15-day	7/31	end of season	57
Eric O'Flaherty, LHP	Left elbow neuritis	60-day	8/19	end of season	39
Rob Whalen, RHP	Right shoulder fatigue	60-day	8/25	end of season	32
Arodis Vizcaino, RHP	Right shoulder inflammation	15-day	8/30	end of season	29
A.J. Pierzynski, C	Left hamstring strain	60-day	9/11	end of season	18





# SEAN, RODRÍGUEZ

# 15

## INFIELDER/OUTFIELDER

Full Name: **Sean John Rodríguez**

Bats: **Right**

Throws: **Right**

Height: **6-0**

Weight: **200**

DOB: **April 26, 1985**

Opening Day Age: **31**

Born: **Miami, FL**

Resides: **Pinellas Park, FL**

MLB Debut: **April 19, 2008**

MLB Service Time: **7.133**

Acquired: **Signed as a free agent on November 30, 2016**

Contract Status: **Signed through 2018**

## CAREER HIGHLIGHTS

- 2017 marks his 10th season at the Major League level and his 15 professional season overall.
- Agreed to terms on a two-year contract through the 2018 season on November 29, 2016...Atlanta is his fourth organization.
- Played his first seven seasons in the Majors with an American League club and has played 624 of his 903 career games in the American League...Spent the last two seasons with the Pittsburgh Pirates, where he played 279 games during the 2015 and 2016 seasons.
- The versatile fielder has played 297 career games at second base, 208 at first base, 163 in the outfield, 154 at shortstop and 115 at third base.

## 2016

- Suffered a left shoulder injury in an automobile accident in Miami, Fla., on 1/28/17...Underwent surgery on 2/14/17 to repair the rotator cuff in his left shoulder...The operation was performed by Dr. James Andrews in Gulf Springs, Fla.
- In his second season with the Pittsburgh Pirates, set career highs in games played (140), batting average (.270, 81-for-300), home runs (18), RBI (56), on-base percentage (.349) and runs scored (49).
- Was named the National League Co-Player of the Week for 9/12-18...Batted .414 (12-for-29) with five home runs and collected at least one RBI in seven of his eight games played...His on-base percentage was .455 and his OPS 1.386.
- Made 57 appearances (five starts) at first base, 29 (18 starts) at second base, 27 (19 starts) at shortstop, 17 (13 starts) in right field, 11 (six starts) at third base, 10 (three starts) in left field and five (no starts) in center field.

## CAREER HIGHS

Most Runs

**3, 3x, last: 9/28/16, PIT vs. CHI**

Most Hits

**4, 2x, last: 7/6/14, TB at DET**

Most Doubles

**2, 6x, last: 6/29/16, PIT at SEA**

Most Triples

**1, 13x, last: 5/1/16, PIT vs. CIN**

Most Home Runs

**1, 67x, last: 9/21/16, PIT at MIL**

Most RBI

**4, 5x, last: 8/14/16, PIT at LAD**

Most Walks

**3, 8/31/16, PIT at CHI**

Most Stolen Bases

**2, 6/13/10, TB vs. FLA**

Longest Hitting Streak

**15 games, 5/29-6/15/10**

- Batted .296 (66-for-223) with 14 home runs, 46 RBI and a .920 OPS in his 64 starts...The Pirates went 32-31 in his starts.
- Hit his fourth home run in his 20th game on 4/30 vs. CIN (had a total of four HR in 2015).
- Walked twice in the same inning on 5/27 at TEX...Became the first Pittsburgh player to do so since Jason Kendall on 9/25/01.

- Matched his career high (fourth time) with four RBI on 6/29 at SEA.
- Homered in back-to-back games, 7/8-9, and in three consecutive starts, 7/6-9.
- Connected off CIN's Ross Ohlendorf for his second career game-ending home run on 8/5.
- Played the final two innings in center field on 8/13 at LAD - his first appearance at that position since 7/20/10.
- Collected a career-high tying four RBI, 8/14 at LAD.
- Hit a pinch-hit, three-run homer off Jeanmar Gomez in the ninth inning on 9/13 at PHI, giving the Pirates a 5-3 win...It was his second career pinch-hit home run.
- Homered in both games of a doubleheader on 9/17 at CIN and in three straight games, 9/17-18.
- Started 18 of the final 19 games of the season and hit .338 (22-for-65) with five home runs and 13 RBI...Batted .333 with 6 HR, 17 RBI and a .982 OPS in 23 games during the month of September.
- Had more extra-base hits (28) than singles (22); one of only five big league players with at least 50 hits to do so.
- Made 14 starts at second base, 14 at first base, 12 in left field, 11 as the designated hitter, seven at third base and one at shortstop...Also made two appearances in right field.
- Went 2-for-4 with a double, homer and career high-tying four RBI on 4/4 vs. TEX in his first game back from paternity leave.
- Hit into his second career triple play on 4/17 vs. NYY and became the first player since Russell Martin on 9/27/11 to homer and hit into a triple play in the same game.
- Hit his first career pinch-home run with a three-run shot on 5/25 vs. BOS.
- Hit a 445-foot home run off Shawn Kelly on 7/2 at NYY...It was the longest of his career and the longest blast at Yankee Stadium since Robinson Cano had a 446-foot shot on 10/1/12...
- Matched his career high with four hits, 7/6 at DET.

## 2015

- Set a career high in games played in his first season with the Pirates.
- Made 102 appearances (12 starts) at first base, 16 appearances (seven starts) in left field, 14 appearances (eight starts) in right field, eight appearances (three starts) at third base, seven appearances (three starts) at second base and three appearances (one start) at shortstop.
- Made his sixth straight appearance on an Opening Day roster.
- Connected off CHI's Kyle Hendricks for his first home run with the Pirates on 4/23 at PNC Park.
- Batted .333 (7-for-21) in 17 April games...From 4/26-5/10, hit .471 (8-for-17) in 10 games.
- His start at third base on 7/20 at KC was his first start at third base since 9/15/14 with Tampa Bay.
- Produced a .349 average in August and hit .333 (24-for-72) over his last 52 games, dating to 8/1.

## 2015 POSTSEASON

- Was the starting first baseman in the Wild Card Game vs. CHI on 10/7...Did not record an at bat.

## 2014

- Spent his fifth and final season with Tampa Bay... Set a then career high in home runs and finished second on the team in that category.
- Set a career high in RBI, averaging one RBI every 5.78 at bats, the 10th-best ratio in the American League among players with at least 250 plate appearances.

## 2013

- Made his fourth consecutive Opening Day roster with the Rays and played in 94 games at five different positions.
- Made 47 appearances (30 starts) in left field, 23 appearances (17 starts) at first base, eight appearances (five starts) in right field, seven appearances (three starts) at shortstop and five appearances (one start) at second base.
- Committed only one error in 202 chances (.995 fielding pct.) across all five positions; had his lone error at shortstop on 5/5 at COL.
- Started 51 of the Rays 53 games vs. left-handed starters and started only five games against right-handers.
- Had a career-high four hits on 7/1 at HOU.
- Homered in back-to-back starts for the first time in his career on 9/15 at MIN (Pedro Hernandez) and 9/18 vs. TEX (Derek Holland).

## 2013 POSTSEASON

- Appeared in all four games of the ALDS vs. Boston.
- Started Game One in left field against Jon Lester and hit a second-inning solo homer in his first at bat (his first career postseason homer)...Entered Game's Two, Three and Four as a pinch hitter.

## 2012

- Made 87 starts for the Rays; 42 at shortstop, 27 at third base, 17 at second base and one as the designated hitter.
- Was the Opening Day shortstop and began the season in a platoon at shortstop with Reid Brignac.
- Batted .300 with three homers and nine RBI over his first 21 games in May, including 11 starts at third base.
- Was optioned to Triple-A Durham on 8/21... Sustained a right hand fracture in an off-the-field injury on 8/26 after playing just two games with Durham.
- Was reinstated on 9/15 after spending time on the minor and Major League disabled lists... Appeared in six games with the Rays in September, making two starts (one at third base and one as the DH).

## 2011

- Established career highs in doubles, walks and on-base percentage.
- Was one of six Major League players to make at least one start at all four infield positions, joining Oakland's Adam Rosales and Andy LaRoche, Houston's Matt Downs, Pittsburgh's Brandon Wood and San Diego's Alberto Gonzalez.
- Set a club record with 18 hit-by-pitches, eclipsing the mark set by Jonny Gomes (14) in 2004.
- Ranked second in the American League in HBP behind CWS's Carlos Quentin (23).
- Became the first player since StL's Gregg Jefferies in 1993 to hit into a triple play and participate in one defensively in the same season (both were "around the horn" 5-4-3 triple plays)... Was playing first base when the Rays turned the third triple play in club history on 9/27 vs. NYY.
- Became the first Rays player to ground into a triple play when he did so on 8/16 at BOS.
- Tied his career high (second time) with four RBI on 6/17 vs. FLA.

## 2011 POSTSEASON

- Made three starts at shortstop in the Division Series against Texas... Produced a single, two walks and scored all three runs in Tampa Bay's 4-3 loss in Game Four; scored the first run in a jarring collision with Rangers catcher Mike Napoli that dislodged the ball.

## 2010

- Made his first Opening Day roster and spent his first full season in the Majors... Was Tampa Bay's Opening Day starter at second base and set career highs in batting average and stolen bases.
- Made a total of 93 starts; 78 at second base, four in center field, three in right field, three at third base, two at first base, one at shortstop and one in left field.
- Made at least one start at seven different positions, joining teammate Ben Zobrist (2009) as the only players to start at seven positions in Rays history... Was the youngest player (25 years old) to do so since Jose Oquendo did it at age 23 with St. Louis in 1987.
- Hit safely in a career-high 15 straight games from 5/29 to 6/15 (22-for-54, .407).
- Had a career-high two stolen bases, 6/13 vs. FLA (remains his only MLB game with two steals).

## 2010 POSTSEASON

- Made four appearances (three starts) at second base in the ALDS vs. Texas.

## 2009

- Spent the majority of the season with Salt Lake and led the Angels system in home runs and RBI.
- Had two separate stints with the Los Angeles Angels... Was recalled on 6/13 to replace the injured Howie Kendrick and made nine appearances (four starts)... Was recalled for a second time on 8/1.
- Hit 32 home runs and had 102 RBI in 120 games overall, including the Major Leagues.
- Combined to hit .294 (113-for-385) with 30 home runs, 98 RBI and 87 run scored in 108 minor league games.
- Was named the Angels Minor League Player of the Year.
- Tied for seventh among all minor league players in home runs and ranked third among full-season minor leaguers in slugging (.608)... Among all Triple-A players ranked second in slugging percentage, tied for second in home runs and tied for fourth in RBI.

## 2008

- Entered the season ranked by Baseball America as the seventh-best prospect in the Angelssystem and as having the "Best Infield Arm" in the organization.

- Had five separate stints in the Majors with Los Angeles (AL)...Was recalled for the first time on 4/19 and made his Major League debut as a starter at second base that night vs. SEA...Singled in the sixth inning off Jarrod Washburn for his first big league hit.
- Connected off A.J. Burnett for his first Major League home run on 6/1 vs. TOR.
- Made 51 appearances at second base, four appearances at shortstop and one appearance at third base during his time with the Angels...Made just two errors (both at second base) and posted a .992 fielding percentage
- Spent the minor league portion of his season with Triple-A Salt Lake.
- Hit .270 with six homers and 13 RBI in 18 games with Gigantes del Cibao in the Dominican Winter League...

## MINOR LEAGUE HIGHLIGHTS

- Was named the Angels **2009** Minor League Player of the Year...Tied for seventh among all minor league players in home runs and ranked third among full-season minor leaguers in slugging (.608).
- Played in seven postseason games as the Bulls won the **2009** International League championship.
- Entered the **2008** season ranked by Baseball America as the seventh-best prospect in the Angels system and as having the "Best Infield Arm" in the organization.
- Hit .270 with six homers and 13 RBI in 18 games with Gigantes del Cibao in the **2008** Dominican Winter League.
- Was a **2007** non-roster invitee with the Angels and entered the season ranked as the No. 8 prospect in the Los Angeles system by Baseball America...
- Earned a selection to the **2007** Texas League All-Star Game.
- In **2006** was named the Angels Minor League Player of the Year after leading the organization in home runs...Was named a **2006** California League mid- and post-season All-Star and was a Class-A All-Star by Baseball America and Topps.
- Named the **2002** Pioneer League Player of the Year after being transferred to Provo from Cedar Rapids in early June...Also named a **2002** Pioneer League post-season All-Star.

## AMATEUR

- Began his high school career as a center fielder at Miami Coral Park (Fla.) before transferring to G. Holmes Braddock High School after his sophomore year to play shortstop....Earned 13 All-America honors.

## PERSONAL

- He and his wife Giselle have four children; daughters Sofia (8) and Vanelope (3) and sons Sean Jr. (6) and Zekiel (2).
- Has a passion about autism awareness and research as his son, Sean Jr., is a high-functioning autistic child.
- Daughter Vanelope's name was chosen by her sister after a character in Wreck-It Ralph.
- His father, Johnny Rodriguez, is a long-time baseball man who spent the 2014 season as manager of the rookie-level Johnson City Cardinals of the Appalachian League; Johnny has coached, managed and scouted in eight different organizations.
- Sean's older brother, Robert, was a catcher in the Nationals minor league system for five years (2002-06) and is now the head coach/instructor at Total Baseball Academy in Clearwater, Fla.

## TRANSACTIONS

- Selected by the Anaheim Angels in the third round (90th overall) in the 2003 First-Year Player Draft.
- Acquired by the Tampa Bay Rays as the player to be named later from the Los Angeles Angels on September 1, 2009...Tampa Bay acquired LHP Alex Torres, INF Matthew Sweeney and a player to be named later from Los Angeles in exchange for LHP Scott Kazmir on August 29, 2009.
- On Tampa Bay's disabled list (right hand fracture) from August 31 to September 15, 2012.
- Acquired by the Pittsburgh Pirates from the Tampa Bay Rays in exchange for a player to be named later (RHP Buddy Bordon, 12/12/14) on December 1, 2014.
- Signed by the Atlanta Braves to a two-year contract through the 2018 season on November 29, 2016.
- Underwent surgery on February 14, 2017, to repair the rotator cuff in his left shoulder...The operation was performed by Dr. James Andrews in Gulf Springs, Fla.

## COMPLETE RECORD

Year	Club	AVG	G	AB	R	H	2B	3B	HR	RBI	SH	SF	HP	BB	SO	SB-CS	OBP	SLG	E
2003	AZL Angels	.269	54	216	30	58	8	5	2	25	1	1	7	14	37	11-4	.332	.380	21
2004	Cedar Rapids	.250	57	196	35	49	8	4	4	17	2	1	7	18	54	14-4	.333	.393	7
	Provo	.338	64	225	64	76	14	4	10	55	0	1	15	51	62	9-3	.486	.569	27
2005	Cedar Rapids	.250	124	448	86	112	29	3	14	45	9	2	9	78	85	27-11	.371	.422	22
2006	R. Cucamonga	.301	116	455	78	137	29	5	24	77	3	6	12	47	124	15-3	.377	.545	29
	Arkansas	.354	18	65	16	23	5	0	5	9	1	0	2	11	18	0-3	.462	.662	6
	Salt Lake	.000	1	2	0	0	0	0	0	0	0	0	0	0	2	0-0	.000	.000	0
2007	Arkansas	.254	136	508	84	129	31	2	17	73	2	4	19	54	132	15-8	.345	.423	19
2008	Salt Lake	.306	66	248	68	76	19	1	21	52	2	1	9	29	45	4-1	.397	.645	4
	Los Angeles (AL)	.204	59	167	18	34	8	1	3	10	2	1	3	14	55	3-1	.276	.317	2
2009	Salt Lake	.299	103	365	81	109	17	6	29	93	3	3	13	51	119	9-2	.400	.616	15
	Los Angeles (AL)	.200	12	25	4	5	0	0	2	4	0	1	0	3	7	0-0	.276	.440	0
	Durham	.200	5	20	6	4	2	0	1	5	0	0	0	4	3	0-0	.333	.450	0
2010	Tampa Bay	.251	118	343	53	86	19	2	9	40	5	1	8	21	97	13-3	.308	.397	6
2011	Tampa Bay	.223	131	373	45	83	20	3	8	36	5	2	18	38	87	11-7	.323	.357	11
2012	Tampa Bay	.213	112	301	36	64	14	1	6	32	8	3	3	27	75	5-0	.281	.326	18
	Durham#	.500	2	6	2	3	2	0	1	4	1	0	0	1	2	0-0	.571	1.333	0
2013	Tampa Bay	.246	96	195	21	48	10	1	5	23	3	2	5	17	59	1-3	.320	.385	1
2014	Tampa Bay	.211	96	237	30	50	13	3	12	41	3	3	6	10	66	2-1	.258	.443	3
2015	Pittsburgh	.246	139	224	25	55	12	1	4	17	5	0	6	5	63	2-2	.281	.362	3
2016	Pittsburgh	.270	140	300	49	81	16	1	18	56	1	3	5	33	102	2-1	.349	.510	7
<b>Minor Totals</b>		<b>.282</b>	<b>746</b>	<b>2754</b>	<b>550</b>	<b>776</b>	<b>164</b>	<b>30</b>	<b>128</b>	<b>455</b>	<b>24</b>	<b>19</b>	<b>93</b>	<b>358</b>	<b>683</b>	<b>104-39</b>	<b>.381</b>	<b>.503</b>	<b>150</b>
<b>A.L. Totals</b>		<b>.225</b>	<b>624</b>	<b>1641</b>	<b>207</b>	<b>370</b>	<b>84</b>	<b>11</b>	<b>45</b>	<b>186</b>	<b>26</b>	<b>13</b>	<b>43</b>	<b>130</b>	<b>446</b>	<b>35-15</b>	<b>.297</b>	<b>.372</b>	<b>41</b>
<b>N.L. Totals</b>		<b>.260</b>	<b>279</b>	<b>524</b>	<b>74</b>	<b>136</b>	<b>28</b>	<b>2</b>	<b>22</b>	<b>73</b>	<b>6</b>	<b>3</b>	<b>11</b>	<b>38</b>	<b>165</b>	<b>4-3</b>	<b>.321</b>	<b>.447</b>	<b>10</b>
<b>Major Totals</b>		<b>.234</b>	<b>903</b>	<b>2165</b>	<b>281</b>	<b>506</b>	<b>112</b>	<b>13</b>	<b>67</b>	<b>259</b>	<b>32</b>	<b>16</b>	<b>54</b>	<b>168</b>	<b>611</b>	<b>39-18</b>	<b>.303</b>	<b>.390</b>	<b>51</b>

Bold indicates led league; #Injury rehabilitation assignment

## WILD CAR GAME RECORD

Year	Club, Opp.	AVG	G	AB	R	H	2B	3B	HR	RBI	SH	SF	HP	BB	SO	SB	CS	E
2015	Pit. vs. Chi.	---	1	0	0	0	0	0	0	0	0	0	0	0	0	0	0	0

## DIVISION SERIES RECORD

Year	Club, Opp.	AVG	G	AB	R	H	2B	3B	HR	RBI	SH	SF	HP	BB	SO	SB	CS	E
2010	TB vs. Tex.	.200	4	10	2	2	0	0	0	0	0	0	0	0	5	0	0	1
2011	TB vs. Tex.	.167	4	12	3	2	1	0	0	1	0	0	0	2	0	0	0	0
2013	TB vs. Bos.	.167	4	6	1	1	0	0	1	1	0	0	0	0	0	0	0	0
<b>D.S. Totals</b>		<b>.179</b>	<b>12</b>	<b>28</b>	<b>6</b>	<b>5</b>	<b>1</b>	<b>0</b>	<b>1</b>	<b>2</b>	<b>0</b>	<b>0</b>	<b>0</b>	<b>2</b>	<b>5</b>	<b>0</b>	<b>0</b>	<b>1</b>

## FIELDING RECORD

Position	PCT	G	PO	A	E	TC	DP
Second Base	.989	297	427	646	12	1085	163
First Base	.998	208	814	42	2	858	77
Shortstop	.949	154	140	292	23	455	56
Third Base	.942	115	57	156	13	226	20
Left Field	1.000	100	91	1	0	92	0
Right Field	.982	51	56	0	1	57	0
Center Field	1.000	16	10	0	0	10	0
Outfield Totals	.994	163	157	1	1	159	0





# CHAZ ROE

51

RIGHT-HANDED PITCHER

Full Name: Chaz Daniel Roe

Bats: Right

Throws: Right

Height: 6-6

Weight: 200

DOB: October 9, 1986

Opening Day Age: 30

Born: Steubenville, OH

Resides: Lancaster, KY

MLB Debut: July 1, 2013

MLB Service Time: 1.136

Acquired: Claimed on waivers from Baltimore, August 7, 2016

Contract Status: Signed through 2017

## 2016

- Split the season between Baltimore and Atlanta, while also spending time with the Orioles' Triple-A club in Norfolk.
- Joined Atlanta on 8/8 after the team claimed him off outright waivers from Baltimore on 8/7.
- Began the season at Norfolk, going 1-2 with four saves and a 2.39 ERA (10 ER/37.2 IP) in 33 games...Baltimore selected his contract on 6/30.
- Appeared in nine games with Baltimore, going unscored upon in six of the contests.
- Designated for assignment on 7/29.
- Made his Braves debut on 8/9 at MIL, retiring the only batter he faced on two pitches.
- His first eight appearances with Atlanta were scoreless (8.1 IP), 8/9-8/23...Allowed four runs (8/28 at SF; 0.1 IP) and three runs (9/1 vs. SD; 0.2 IP) in his next two outings.
- Compiled a 0.47 ERA (1 ER/19.0 IP) in his other 19 outings with Atlanta...Overall 18 of his 21 appearances with Atlanta were scoreless.
- Went 2.2 scoreless innings on 9/13 vs. MIA, tied for the club's longest scoreless outing by a reliever in 2016.
- Escaped a no-out, bases-loaded situation in his final appearance of the season, 10/1 vs. DET... Struck out Miguel Cabrera and got J.D. Martinez to ground into a double play to preserve a 5-2 lead...Stranded 16 of 19 inherited runners with Atlanta, while retiring 18 of 21 first batters.
- Struck out at least one batter in his final 11 appearances (16 total)...The run marks his longest career strikeout streak.
- Limited right-handed hitters to a .138 (8-for-58) batting average...Among pitchers with as many at-bats against right-handers as Roe, his .138 batting average ranked fifth lowest in baseball.

## CAREER HIGHS

Most IP

2.2, 9/13/16 vs. MIA

Most Runs Allowed

4, 8/28/16 at SF

Most ER Allowed

4, 8/28/16 at SF

Most Hits Allowed

4, 2x, last: 9/1/16 vs. SD

Most HRs Allowed

1, 9x, last: 7/20/16 BAL at NYY

Most Walks

3, 7/1/13 ARI at NYM

Most Strikeouts

4, 5/31/15 BAL vs. TB

Longest Winning Streak

4, 9/15/15-present

Longest Losing Streak

2, 7/2/-8/9/15

- Held the opposition to a .152 average with runners in scoring position...In these situations with two outs, the opposition hit .056 (1-for-18) against him.
- Did not allow a hit with the bases loaded (seven plate appearances).

## 2015

- Stranded a career-high 21 inherited runners (77.8%)...Set career highs in wins (4), appearances (36), innings pitched (41.1 IP), strikeouts (38), and strikeout/walk ratio (2.24).
- Earned the win in consecutive games for the first time in his career on 9/15 vs. BOS and 9/17 at TB.
- Placed on the 15-day disabled list with right shoulder tendinitis on 8/10...Reinstated from the 15-day DL on 9/1.
- Posted two separate six-game scoreless streaks: 6/13-28 (7.0 IP) and 5/24-6/2 (9.1 IP)...His 9.1 scoreless innings from 5/24-6/2 was the longest such streak of his career in terms of innings and tied for the second-longest in terms of games.
- Tossed a then career-high 2.1 innings and earned the win on 6/13 vs. NYY (stranded all three inherited runners).
- Retired 21-of-35 first batters faced and stranded 21-of-27 inherited runners.
- Had his contract selected from Triple-A Norfolk on 5/24 and made his Orioles debut that night at MIA (2.0 IP, 2 K).

## 2014

- Pitched in three games with New York (AL) after being acquired from Miami in exchange for cash considerations on 8/31.
- Split the season between Triple-A New Orleans (47 games), Triple-A Reno (22 games), and Double-A Mobile (three games).
- Led New Orleans in appearances and saves (14), finished second in WHIP (1.16), third among the club's relievers in wins (three), and seventh in strikeouts (72).
- Four of his six outs recorded at the Major League level came via strikeout.
- Claimed off waivers by Pittsburgh on 9/24.

## 2013

- Had his contract selected by Arizona on 7/1 and made his Major League debut that night at New York (NL).
- Allowed one run in each of his next three outings through 7/30, and was optioned to Triple-A Reno on 8/1.
- Recalled from 8/12-17, making one appearance on 8/16 and recalled again on 8/24 for the remainder of the season.
- In 17 appearances from 8/16 through the end of the season, posted a 3.57 ERA (7 ER/17.2 IP) and allowed a run in just three appearances.

## 2012

- Posted a 9.9 K/BB ratio pitching for the Laredo Lemurs in the independent American Association.

## MINOR LEAGUE HIGHLIGHTS

- Transitioned to the bullpen for his final 23 outings of the **2011** season with Triple-A Tacoma.
- Made his professional debut with Rookie-level Casper in the Pioneer League in **2005** and earned post-season All-Star honors.

## AMATEUR

- Attended Lafayette High School in Lexington, Ky.
- Named Third Team High School All-America by *Baseball America* following his senior season at Lafayette in which he went 7-2 with a 0.63 ERA and 89 strikeouts.

## PERSONAL

- He and his wife Sarah have two children, Mila and Taylin.
- Is the grandson of Hall of Famer Bill Mazeroski.

## TRANSACTIONS

- Selected by the Colorado Rockies in the first round (32nd overall) in the 2005 First-Year Player Draft...Signed by Scott Corman.
- Acquired by the Seattle Mariners from the Colorado Rockies in exchange for INF Jose Lopez on December 2, 2010.
- Signed by the Arizona Diamondbacks to a minor league contract on September 15, 2012.
- Claimed by the Texas Rangers off waivers from the Arizona Diamondbacks on November 1, 2013.
- Signed by the Miami Marlins to a minor league contract on February 6, 2014.
- Acquired by the New York Yankees from the Miami Marlins in exchange for cash considerations on August 31, 2014.
- Claimed by the Pittsburgh Pirates off waivers from the New York Yankees on September 24, 2014.
- Signed by the Baltimore Orioles to a minor league contract on December 18, 2014.
- On Baltimore disabled list (right shoulder tendinitis) from August 10 to September 1, 2015; included an injury rehabilitation assignment to Bowie (AA).
- Claimed by the Atlanta Braves off waivers from the Baltimore Orioles on August 7, 2016.

COMPLETE RECORD

Year	Club	W-L	ERA	G	GS	CG	SHO	SV	IP	H	R	ER	HR	HB	BB	SO	WP	BK
2005	Casper	5-2	4.17	12	12	0	0	0	49.2	31	25	23	2	6	36	55	8	0
2006	Asheville	7-4	4.06	19	19	0	0	0	99.2	105	54	45	4	12	47	80	11	0
2007	Modesto	7-11	4.33	29	29	2	0	0	170.1	148	93	82	17	13	73	131	10	1
2008	Modesto	2-1	5.49	3	3	0	0	0	19.2	24	17	12	1	0	3	16	1	0
	Tulsa	5-4	4.27	16	16	1	1	0	105.1	98	57	50	15	9	34	70	5	0
2009	Tulsa	7-3	3.15	20	20	1	0	0	117.0	105	47	41	7	6	43	77	5	1
2010	Colorado Springs	9-13	5.98	27	27	2	0	0	158.0	210	115	105	18	7	53	115	9	0
2011	Tacoma	0-7	6.59	33	10	0	0	2	99.2	133	85	73	16	4	38	83	11	1
2012	Laredo (IND)	3-2	1.47	49	0	0	0	1	55.0	47	15	9	1	4	7	69	6	0
2013	Mobile	0-1	0.00	3	0	0	0	1	2.1	2	1	0	0	0	0	3	0	0
	Reno	0-0	1.23	22	0	0	0	7	22.0	15	3	3	0	3	4	20	5	0
	Arizona	1-0	4.03	21	0	0	0	0	22.1	18	10	10	3	0	13	24	1	0
2014	New Orleans	3-3	3.66	47	0	0	0	14	64.0	53	30	26	5	6	21	72	4	0
	New York (AL)	0-0	9.00	3	0	0	0	0	2.0	3	3	2	0	0	3	4	1	0
2015	Norfolk	3-1	2.19	17	0	0	0	2	24.2	17	6	6	0	3	9	22	0	0
	Baltimore	4-2	4.14	36	0	0	0	0	41.1	44	19	19	4	1	17	38	0	0
	Bowie	1-0	6.75	1	0	0	0	0	1.1	1	1	1	0	0	0	0	0	0
2016	Norfolk	1-2	2.39	33	0	0	0	4	37.2	27	10	10	1	1	10	45	2	0
	Baltimore	1-0	3.72	9	0	0	0	0	9.2	8	4	4	2	0	7	11	1	0
	Atlanta	1-0	3.60	21	0	0	0	0	20.0	14	8	8	0	1	7	26	0	0
Minor Totals		50-52	4.42	282	136	6	1	30	971.1	969	544	477	86	70	371	789	71	3
Independent Totals		3-2	1.47	49	0	0	0	1	55.0	47	15	9	1	4	7	69	6	0
A.L. Totals		5-2	4.25	48	0	0	0	0	53.0	55	26	25	6	1	27	53	2	0
N.L. Totals		2-0	3.83	42	0	0	0	0	42.1	32	18	18	3	1	20	50	1	0
Atlanta Totals		1-0	3.60	21	0	0	0	0	20.0	14	8	8	0	1	7	26	0	0
Major Totals		7-2	4.06	90	0	0	0	0	95.1	87	44	43	9	2	47	103	3	0

Bold indicates led league; #Injury rehabilitation assignment

MAJOR LEAGUE FIELDING RECORD

Position	PCT	G	PO	A	E	TC	DP
Pitcher	.923	90	6	6	1	13	1





# RIO RUIZ

# 14

## INFIELDER

Full Name: **Rio Noble Ruiz**

Bats: **Left**

Throws: **Right**

Height: **6-1**

Weight: **230**

DOB: **May 22, 1994**

Opening Day Age: **22**

Born: **Covina, CA**

Resides: **Covina, CA**

MLB Debut: **September 18, 2016** MLB Service Time: **0.016**

Acquired: **Acquired from the Astros on January 14, 2015**

Contract Status: **Signed through 2017**

## BRAVES 2017 PROSPECT RANKING

No. 20 - *Baseball America*

No. 23 - *MLBPipeline.com*

## 2016

- Played in a career-high 133 games in his fifth professional campaign and his first season played at the Triple-A level...Made his first appearance on a Major League roster following an end-of-the season call-up to the majors on 9/17.
- Had his contract selected on 9/17 and made his Major League debut on 9/18 when he was announced as a pinch-hitter in the seventh inning...Did not register an official at-bat due to the game being called following a second rain delay.
- Had his first official MLB at-bat as a pinch hitter on 9/24 at MIA (pop out to third base)...Collected his first Major League hit on 9/28 vs. PHI with a triple in the eighth inning...Drove in his first two career RBI with a two-RBI single in the eighth inning on 9/29 vs. PHI.
- In five games with the Braves, batted .286 (2-for-7) with one triple, two RBI and one stolen base.
- Named the 2016 Gwinnett Braves Player of the Year by the Atlanta organization...Led the club in hits (126), doubles (24), RBI (62), total bases (186), at-bats (465), slugging percentage (.400) and OPS (.755)...Ranked tied for second in home runs (10), and was third in batting average (.271), runs scored (52) and on-base percentage (.355).
- Batted .271 (126-for-465) with 24 doubles, 10 home runs and 62 RBI in 133 games played with Gwinnett.
- Had the fourth-most RBI (62) among Braves farmhands...Ranked second in walks (61) and tied for seventh in home runs (10).

## CAREER HIGHS

Most Runs

**1, 9/28/16 vs. PHI**

Most Hits

**1, 2x, last: 9/29/16 vs. PHI**

Most Doubles

**None**

Most Triples

**1, 9/28/16 vs. PHI**

Most Home Runs

**None**

Most RBI

**2, 9/29/16 vs. PHI**

Most Walks

**None**

Most Stolen Bases

**1, 9/29/16 vs. PHI**

Longest Hitting Streak

**2 games, 9/28-29/16**

- Named Gwinnett's Player of the Month for April after batting .310 (26-for-84) with two home runs, 13 runs scored and 10 RBI in 23 games.
- Ranked among International League leaders in games (T3rd, 133) and walks (T5th, 61).
- Recorded a season-best 11-game hitting streak, 6/16-26...Batted .378 (17-for-45) during the run.
- Had a 17-game on-base streak from 6/9-6/27 (.339, 21-for-62, 2B, HR, 4 RBI).

- Tallied his first career multi-homer game on 8/20 vs. Rochester...Finished the night 3-for-3 with a solo blast, a three-run homer and one triple and four RBI.
- Had a season high five RBI on 8/25 vs. Buffalo... Had a three-run double and a two-run home run.
- Played in eight Governors' Cup playoff games and batted .045 (1-for-22) with one double and one run scored.
- Entered the 2016 campaign ranked by *Baseball America* as Atlanta's 19th-best prospect.

## 2015

- Spent the entire season with Double-A Mississippi and led the M-Braves with 127 games played, 420 at-bats and 63 walks...His 63 walks tied for 10th most in the Southern League.
- Tabbed by *Baseball America* s Atlanta's 10th-best prospect entering the 2015 season.
- From 5/28 through the end of the season, hit .260 (70-for-269) with all five of his home runs and 35 RBI...His average after play on 5/27 was .165.
- Compiled a season-best 15-game hitting streak, 8/14-8/30...Went 21-for-58 (.362) with seven doubles, one triple, two home runs and 11 RBI during his run.
- Made 115 starts at third base and five as the designated hitter...Committed 16 errors in 322 total chances (.950 fielding percentage).
- Collected a season-high three hits four times.
- Drove in a season-best three runs in consecutive games, 8/28 and 8/29 vs. Biloxi.

## 2014

- Acquired by the Braves along with RHPs Mike Foltyniewicz and Andrew Thurman from the Houston Astros in exchange for C/OF Evan Gattis and RHP James Hoyt on January 14, 2015.
- At the time of the trade, was ranked by *Baseball Prospectus* as the Astros' ninth-best prospect.
- Established career highs in games (131), at-bats (516), runs (76), hits (151), doubles (37), triples (2), RBI (77) and walks (82) with High-A Lancaster.
- Led the team in games, at-bats, hits, doubles, RBI and walks.

- His 37 doubles on the season tied him for tops among Astros prospects and the California League lead.
- His 82 walks were good for fourth-most in the California League, while his .387 OBP tied him for sixth.
- Stroked a career-high four hits on 4/14 at High Desert, ending the night 4-for-5 with two doubles, a home run and five RBI.
- Plated a career-best six runs on 6/11 vs. Rancho Cucamonga.
- Played in 21 games for the Salt River Rafters in the Arizona Fall League, hitting .187 (14-for-75).

## 2013

- Ranked by *Baseball America* as the eighth-best prospect in the Astros system.
- Led the Midwest League in doubles (19) while ranking second in extra-base hits (28) and third in slugging during that span.
- Hit .370 (10-for-27) with three homers and seven RBI during the Midwest League playoffs.
- Named the Quad Cities Player of the Month for July and August.

## 2012

- Following the season, named by *Baseball America* as the fourth-best prospect in the GCL.

## PERSONAL

- Graduated from Bishop Amat HS in La Puente, Calif., where he was a two sport athlete, playing both baseball and football.
- Committed to play baseball and football at the University of Southern California prior to signing with the Houston Astros.

## TRANSACTIONS

- Selected by the Houston Astros in the fourth round (129th overall) of the 2012 First-Year Player Draft...Signed by Tim Costic.
- Acquired by the Atlanta Braves along with RHP Mike Foltyniewicz and RHP Andrew Thurman from the Houston Astros in exchange for RHP James Hoyt and C/OF Evan Gattis on January 14, 2015.



## COMPLETE RECORD

Year	Club	AVG	G	AB	R	H	2B	3B	HR	RBI	SH	SF	HP	BB	SO	SB-CS	OBP	SLG	E
2012	GCL Astros	.271	23	85	13	23	8	2	0	11	0	0	0	12	22	2-0	.361	.412	0
	Greenville	.220	15	50	8	11	3	1	1	7	0	0	1	4	10	0-0	.291	.380	1
2013	Quad Cities	.260	114	416	46	108	33	1	12	63	1	5	0	50	92	12-3	.335	.430	20
2014	Lancaster	.293	131	516	76	151	37	2	11	77	0	4	0	82	91	4-4	.387	.436	16
2015	Mississippi	.233	127	420	48	98	21	1	5	46	3	2	1	63	94	2-2	.333	.324	16
2016	Gwinnett	.271	133	465	52	126	24	3	10	62	0	5	2	61	116	1-4	.355	.400	7
	Atlanta	.286	5	7	1	2	0	1	0	2	0	0	0	0	2	1-0	.286	.571	0
<b>Minor Totals</b>		<b>.265</b>	<b>543</b>	<b>1952</b>	<b>243</b>	<b>517</b>	<b>126</b>	<b>10</b>	<b>39</b>	<b>266</b>	<b>4</b>	<b>16</b>	<b>4</b>	<b>272</b>	<b>425</b>	<b>21-13</b>	<b>.353</b>	<b>.400</b>	<b>60</b>
<b>Major Totals</b>		<b>.286</b>	<b>5</b>	<b>7</b>	<b>1</b>	<b>2</b>	<b>0</b>	<b>1</b>	<b>0</b>	<b>2</b>	<b>0</b>	<b>0</b>	<b>0</b>	<b>0</b>	<b>2</b>	<b>1-0</b>	<b>.286</b>	<b>.571</b>	<b>0</b>

Bold indicates led league; # Injury rehabilitation assignment

## MAJOR LEAGUE FIELDING RECORD

Position	PCT	G	PO	A	E	TC	DP
Third Base	1.000	2	0	5	0	5	0

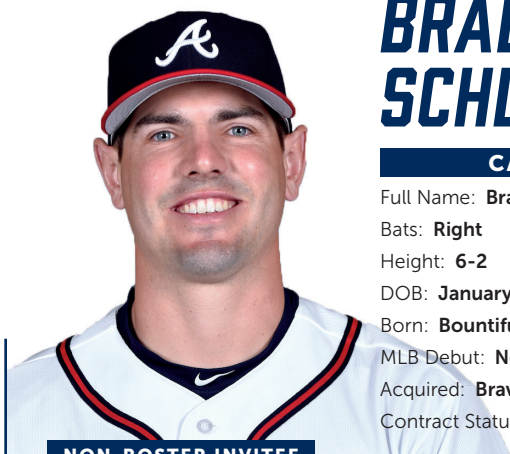
## 2016 MAJOR LEAGUE ATTENDANCE

### NATIONAL LEAGUE

Club	Total	Home			Season High		Total	Road		Dates
		Average	Dates	Games	Total	Date		Average	Dates	
Los Angeles	3,703,312	45,720	81	(81)	53,621	9/20	2,669,701	32,959	81	
St. Louis	3,444,490	42,525	81	(81)	47,608	4/11	2,487,400	31,093	80	
San Francisco	3,365,256	41,546	81	(81)	42,238	6/24	2,605,302	32,164	81	
Chicago	3,232,420	39,906	81	(81)	41,702	4/16	2,839,239	35,052	81	
New York	2,789,602	34,870	80	(81)	44,466	4/30	2,463,347	30,792	80	
Colorado	2,602,524	32,130	81	(81)	49,360	4/08	2,548,764	31,466	81	
Washington	2,481,938	30,641	81	(81)	42,000	6/15	2,402,788	29,664	81	
San Diego	2,351,422	29,030	81	(81)	44,317	4/04	2,660,659	32,848	81	
Milwaukee	2,314,614	28,575	81	(81)	44,643	7/23	2,507,309	30,954	81	
Pittsburgh	2,249,201	28,115	80	(81)	39,500	4/03	2,429,956	29,999	81	
Arizona	2,036,216	25,138	81	(81)	48,165	4/04	2,648,840	32,702	81	
Atlanta	2,020,914	24,950	81	(81)	51,220	1 0/02	2,242,131	28,027	80	
Philadelphia	1,915,144	23,644	81	(81)	45,229	4/11	2,493,478	30,784	81	
Cincinnati	1,894,085	23,584	81	(81)	43,683	4/04	2,583,533	31,895	81	
Miami	1,712,417	21,405	80	(80)	36,911	4/05	2,309,310	28,510	81	
<b>Totals</b>	<b>38,113,555</b>	<b>31,447</b>	<b>1212</b>	<b>(1214)</b>			<b>37,891,757</b>	<b>31,264</b>	<b>1212</b>	

### AMERICAN LEAGUE

Club	Total	Home			Season High		Total	Road		Dates
		Average	Dates	Games	Total	Date		Average	Dates	
Toronto	3,392,099	41,878	81	(81)	48,871	4/08	2,435,293	30,065	81	
New York	3,063,405	37,820	81	(81)	48,339	8/03	2,506,196	30,941	81	
Los Angeles	3,016,142	37,236	81	(81)	45,007	5/19	2,322,769	28,676	81	
Boston	2,955,434	36,487	81	(81)	38,378	7/26	2,615,524	32,290	81	
Texas	2,710,402	33,462	81	(81)	49,289	4/04	2,232,432	27,561	81	
Kansas City	2,557,712	31,577	81	(81)	40,030	4/03	2,266,362	27,980	81	
Detroit	2,493,859	31,173	80	(80)	45,049	4/08	2,293,425	28,314	81	
Houston	2,306,623	28,477	81	(81)	43,332	4/11	2,271,334	28,041	81	
Seattle	2,267,928	27,999	81	(81)	47,065	4/08	2,293,037	28,309	81	
Baltimore	2,172,344	26,819	81	(81)	45,785	4/04	2,575,551	31,797	81	
Minnesota	1,963,912	24,246	81	(81)	40,638	4/11	2,215,948	27,357	81	
Chicago	1,746,293	21,829	80	(81)	39,553	7/26	2,283,300	28,189	81	
Cleveland	1,591,667	19,650	81	(81)	34,493	4/05	2,128,323	26,941	79	
Oakland	1,521,506	18,784	81	(81)	36,067	6/30	2,390,449	29,512	81	
Tampa Bay	1,286,163	15,879	81	(81)	40,135	6/17	2,437,344	30,091	81	
<b>Totals</b>	<b>35,045,489</b>	<b>28,892</b>	<b>1213</b>	<b>(1214)</b>			<b>35,267,287</b>	<b>29,074</b>	<b>1213</b>	
<b>Grand Totals</b>	<b>73,159,044</b>	<b>30,169</b>	<b>2425</b>	<b>(2428)</b>			<b>73,159,044</b>	<b>30,169</b>	<b>2425</b>	

**NON-ROSTER INVITEE**

# BRAEDEN SCHLEHUBER

# 73

## CATCHER

Full Name: **Braeden Kenneth Schlehuber**

Bats: **Right**

Throws: **Right**

Height: **6-2**

Weight: **210**

DOB: **January 7, 1988**

Opening Day Age: **29**

Born: **Bountiful, UT**

Resides: **Farmington, UT**

MLB Debut: **None**

MLB Service Time: **0.000**

Acquired: **Braves' fourth round selection in 2008**

Contract Status: **Signed through 2017**

## 2016

- In his ninth professional season, played in 40 games for the Gwinnett Braves in his first full season with the club...Batted .236 (26-for-110) with seven doubles and 14 RBI.
- Played in six postseason games, including starting at catcher in four games of the Governors' Cup Championship Series...Went 2-for-20 (.200) during postseason play.
- Posted a 1.000 fielding percentage (0 errors/261 total chances) in 35 games...Threw out 6-of-18 (33.3%) would-be base stealers.

## 2015

- Split the season between Triple-A Gwinnett and Double-A Mississippi, hitting .170 (36-for-212) with 13 RBI in 71 games between the two stops.
- Began the season with the G-Braves, making his Triple-A debut on Opening Day vs. Durham.
- Transferred to the M-Braves on 6/8. Returned to Gwinnett on 8/24.
- Went 18-for-114 (.158) in 39 games with Gwinnett, while he hit .184 (18-for-98) in 32 games with Mississippi.
- Caught 21-of-72 (29.2%) base stealers between his two stops.

## 2014

- Spent his second consecutive full season with Double-A Mississippi.
- Led Mississippi with 76 games behind the plate.
- Drove in 41 runs, tied for fifth-most on Mississippi and the second-highest amount in his career.
- Caught nearly half of would-be basestealers on the season, throwing out 29-of-59 runners (49%).

## 2013

- 2013 marked his first full year with Double-A Mississippi after playing 26 games with the M-Braves in 2011.
- Played 52 games behind the plate, second-most on the club behind Christian Bethancourt.

## 2012

- Established single-season career highs in batting average (.270), home runs (8), RBI (42), triples (4), slugging percentage (.439) and OPS (.767).
- Led the Carolina League in appearances by a catcher (84 games) and posted a .987 fielding percentage at the position.
- He ranked fifth in the league in caught stealing percentage (37 CS in 113 attempts, .327).
- Earned Carolina League midseason All-Star honors.
- Was also named to the CL's postseason All-Star Team...Named the organizational Player of the Month for Lynchburg in June.

## 2011

- Began the season at Lynchburg (High-A) before transferring to Mississippi on 7/13.
- Hit a combined .242 (50-for-207) with 15 doubles, five home runs and 25 RBI between the two stops.

## 2010

- Began the season with Rome (A) before being promoted to Myrtle Beach (High-A) in mid-July.
- Combined to hit .183 (44-for-241) with three home runs and 21 RBI between Rome and Myrtle Beach.

## 2009

- Appeared in a career-high 100 games (74 at catcher, 25 at DH) for Rome (A).
- Was hit a team-high 14 times.
- His 23 doubles ranked second and his 37 RBI ranked fourth on the team.

## 2008

- Played 36 games at catcher, four at DH and one at second base over 41 games with the GCL Braves.
- Following the season, was rated the 18th-best Braves prospect by *Baseball America*.

## AMATEUR

- Played baseball at the College of Southern Nevada.

## PERSONAL

- He is married, his wife's name is Marcia.
- Recipient of the Braves' 2014 Bill Lucas award, an award presented annually to the organization's minor league player that best represents the Braves both on and off the field.

## TRANSACTIONS

- Selected by the Atlanta Braves in the fourth round of the 2008 First-Year Player Draft...Signed by Tom Battista.

## COMPLETE RECORD

Year	Club	AVG	G	AB	R	H	2B	3B	HR	RBI	SH	SF	HP	BB	SO	SB-CS	OBP	SLG	E
2008	GCL Braves	.268	41	123	18	33	4	0	0	11	0	1	8	10	27	7-2	.359	.301	2
2009	Rome	.199	100	351	41	70	23	0	5	37	3	2	14	18	59	5-1	.265	.308	8
2010	Rome	.221	48	154	17	34	6	0	1	15	3	2	8	6	20	2-2	.282	.279	7
	Myrtle Beach	.115	27	87	9	10	1	1	2	6	2	0	2	4	12	0-0	.172	.218	3
2011	Lynchburg	.248	36	121	18	30	10	0	4	14	1	1	0	9	17	2-1	.298	.430	3
	Mississippi	.233	26	86	7	20	5	0	1	11	2	1	2	9	28	0-0	.316	.326	0
2012	Lynchburg	.270	87	289	36	78	17	4	8	42	2	2	17	9	47	1-2	.328	.439	9
2013	Mississippi	.199	54	176	19	35	4	0	4	17	3	1	2	10	33	2-0	.249	.290	5
2014	Mississippi	.230	77	239	20	55	10	1	3	41	7	5	5	24	30	2-0	.308	.318	4
2015	Gwinnett	.158	39	114	3	18	4	0	0	9	3	1	1	9	20	0-1	.224	.193	0
	Mississippi	.184	32	98	6	18	4	1	0	4	1	0	0	5	13	1-0	.223	.245	4
2016	Gwinnett	.236	40	110	12	26	7	0	0	14	2	1	1	2	27	0-0	.254	.300	0
<b>Minor Totals</b>		<b>.219</b>	<b>607</b>	<b>1948</b>	<b>206</b>	<b>427</b>	<b>95</b>	<b>7</b>	<b>28</b>	<b>221</b>	<b>29</b>	<b>17</b>	<b>60</b>	<b>115</b>	<b>333</b>	<b>22-9</b>	<b>.281</b>	<b>.318</b>	<b>45</b>

Bold indicates led league; #Injury rehabilitation assignment



NON-ROSTER INVITEE

# KADE SCIVICQUE

80

## CATCHER

Full Name: **Kade Hunter Scivicque**  
 Bats: **Right**                      Throws: **Right**  
 Height: **6-0**                      Weight: **230**  
 DOB: **March 22, 1993**                      Opening Day Age: **24**  
 Born: **Baton Rouge, LA**                      Resides: **Maurepas, LA**  
 MLB Debut: **None**                      MLB Service Time: **0.000**  
 Acquired: **Acquired from Detroit, August 16, 2016**  
 Contract Status: **Signed through 2017**

## 2016

- In his second professional season, batted .282 (118-for-419) in 106 games with the Detroit Tigers Single-A affiliate Lakeland before joining the Atlanta organization in a mid-August trade.
- Traded to Atlanta on 8/16 as part of a three-player deal with Detroit...Assigned to High-A Carolina where he played in eight games before a transfer to Double-A Mississippi on 8/30...Played in three games with Mississippi to close out the season.
- Completed the season with a .273 (125-for-458) batting average with 19 doubles, six home runs and 43 RBI...His 19 doubles, six home runs and 41 of his 43 RBI came while he was playing for Lakeland.
- Played in 117 total games and made 80 total starts at catcher.
- Went 7-for-39 (.179) in 11 games between the two Atlanta affiliates, Carolina and Mississippi.
- Batted .323 (21-for-65) over a 16-game span, 6/10-29...Also held a batting average over .300 in May (.303, 27-for-89) and August (.307, 27-for-88).
- Participated in four postseason games with Mississippi...Started at catcher in all four games and batted .533 (8-for-15) with one RBI and one run scored...Went 7-for-8 (.875) with one RBI and one run scored in two games in the Southern League Division Series.
- Had a career high four hits (4-for-6), 8/14 at Tampa Yankees.
- In 10 game with the Salt River Rafters of the Arizona Fall League, batted .378 (14-for-37) with four doubles and four RBI...Had multi-hit efforts in five of his seven games in which he collected at least one hit, including a four-hit game on 11/11.

## 2015

- After being selected in the fourth round of the 2015 draft, split the season between Single-A Connecticut and Single-A West Michigan, appearing in 51 games.
- Began his professional career with Single-A Connecticut...Batted .406 (13-for-32) with five runs, three doubles and one RBI in nine games.
- Recorded multi-hit efforts in six of the nine games he played with Connecticut.
- Transferred to Single-A West Michigan on 7/14 and batted .242 (40-for-165) with 21 runs, four doubles, five home runs and 17 RBI in 42 games with the Whitecaps.
- Had a season-high three hits on 7/23 at Dayton; also had three hits on 8/11 at Wisconsin.
- Hit the first home run of his professional career on 7/30 at Bowling Green.
- Hit safely in eight straight games from 8/4-12, posting a .355 (11-for-31) batting average with five runs and five RBI during the stretch.

## AMATEUR

- Began his college career at Southwest Mississippi Community College in Summit, Miss., where he earned first team JUCO All-State in 2013.
- Played two seasons at LSU and was named a first team All-American by D1Baseball.com and earned first team All-SEC honors in 2015.

## TRANSACTIONS

- Selected by the Detroit Tigers in the fourth round of the 2015 June free-agent draft...Signed by Bryson Barber.
- Acquired by the Atlanta Braves along with INF/OF Mike Aviles from the Detroit Tigers in exchange for SS Erick Aybar on August 16, 2016.

## COMPLETE RECORD

Year	Club	AVG	G	AB	R	H	2B	3B	HR	RBI	SH	SF	HP	BB	SO	SB-CS	OBP	SLG	E
2015	Connecticut	.406	9	32	5	13	3	0	0	1	0	0	1	3	3	0-0	.472	.500	0
	West Michigan	.242	42	165	21	40	4	0	5	17	0	0	6	9	26	2-1	.306	.358	4
2016	Lakeland	.282	106	419	45	118	19	2	6	41	0	3	6	22	83	0-0	.324	.379	6
	Carolina	.179	8	28	1	5	0	0	1	0	0	0	3	5	0	0-0	.258	.179	0
	Mississippi	.182	3	11	0	2	0	0	0	1	0	0	0	0	3	0-0	.182	.182	0
<b>Minor Totals</b>		<b>.272</b>	<b>168</b>	<b>655</b>	<b>72</b>	<b>178</b>	<b>26</b>	<b>2</b>	<b>11</b>	<b>61</b>	<b>0</b>	<b>3</b>	<b>13</b>	<b>37</b>	<b>120</b>	<b>2-1</b>	<b>.322</b>	<b>.368</b>	<b>10</b>

**Bold indicates led league; #Injury rehabilitation assignment**

## BRAVES 2016 REPLAY REVIEWS

The Braves challenged 42 calls in 2016, with 18 of the initial rulings being overturned following a replay review. The list of the Braves challenges below.

Date	Opponent	Inning	Player Involved	Initial Call	Play Type	Ruling	Time
Sun., Apr. 17	at MIA	T10	Peterson	Out at home	Tag Play	Confirmed	1:31
Wed., Apr. 20	vs. LAD	T7	E. Hernandez	Safe at 2nd	Tag Play	Stands	2:28
Thurs., Apr. 21	vs. LAD	B1	D. Castro	Out at 3rd	Tag Play	Confirmed	2:32
Sun., Apr. 24	vs. NYM	T9	Flores	Safe at 1st	Force Play	Confirmed	1:16
Mon., Apr. 25	vs. BOS	B9	Freeman	Ball; No HBP	HBP	Stands	2:39
Thurs., Apr. 28	at BOS	T8	M. Smith	Out at 3rd	Tag Play	Stands	2:46
Sun. May 1	at CHI	T8	M. Smith	Out at 3rd	Tag Play	Stands	2:40
Sun., May 8	vs. ARI	T11	Goldschmidt	No violation	Slide Rule	Confirmed	0:38
Fri., May 13	at KC	B8	Cuthbert	Safe at 2nd	Force Play	Stands	1:15
Wed., May 18	at PIT	B5	Harrison	Safe at 1st	Tag Play	Confirmed	1:08
Fri., May 20	at PHI	T3	M. Smith	Out at 1st	Force Play	Overturned	1:20
Sat., May 21	at PHI	B7	Franco	Hit by Pitch	HBP	Overturned	1:21
Fri., May 27	vs. MIA	B8	Flowers	Out at 1st	Force Play	Overturned	1:44
Sat., May 28	vs. MIA	T1	Suzuki	Safe at 1st	Force Play	Stands	1:41
Tues., May 31	vs. SF	T8	Panik	Safe at 1st	Force Play	Overturned	1:44
Sat., June 4	at LAD	B4	T. Thompson	Safe at 2nd	Tag Play	Stands	2:46
Sun., June 12	vs. CHI	T6	D. Ross	Out at 2nd; No violation	Slide Rule	Overturned	1:20
Thurs., June 23	vs. NYM	B7	Bonifacio	Out at HP; no violation	Collisions at HP	Confirmed	2:29
Fri., June 24	vs. NYM	B5	Inciarte	Out at 1st	Force Play	Overturned	1:42
Fri., June 24	vs. NYM	B9	Peterson	Out at 1st	Force Play	Confirmed	1:14
Tues., June 28	vs. CLE	B9	Inciarte	Out at 1st	Force Play	Stands	1:34
Fri., July 1	vs. MIA	B5	Inciarte	Out at 1st	Force Play	Overturned	2:57
Sat., July 2	vs. MIA	B6	C. d'Arnaud	Out at 1st	Force Play	Stands	2:00
Tues., July 5	at PHI	B5	O. Herrera	Safe at 1st	Tag Play	Overturned	1:30
Sun., July 10	at CWS	T7	Inciarte	Out at 1st	Force Play	Overturned	0:49
Wed., July 20	at CIN	B6	Suarez	Safe at home	Tag Play	Stands	3:15
Thurs., July 21	at COL	T9	Peterson	Out at 1st	Force Play	Confirmed	0:45
Thurs., July 28	vs. PHI	T1	Ruiz	Safe at 2nd	Tag Play	Overturned	0:54
Thurs., July 28	vs. PHI	T8	Asche	Safe at 1st	Force Play	Stands	1:35
Sat., Aug. 6	at STL	T1	Inciarte	Out at 2nd	Force Play	Overturned	2:06
Tues., Aug. 9	at MIL	T2	Ad. Garcia	Foul ball; No HBP	HBP	Confirmed	0:43
Thurs., Aug. 11	at MIL	B3	Villar	Safe at 2nd	Tag Play	Overturned	1:16
Sat., Aug. 13	at WSH	T9	Aybar	Out at 3rd	Tag Play	Stands	1:33
Wed., Aug. 17	vs. MIN	B3	M. Kemp	Out at 2nd	Tag Play	Overturned	4:09
Fri., Aug. 19	vs. WSH	T3	T. Turner	Safe at 1st	Force Play	Overturned	1:29
Fri., Aug. 19	vs. WSH	B9	Swanson	Out at 1st	Force Play	Overturned	0:46
Fri., Sep. 2	at PHI	B8	Franco	Safe at 2nd	Tag Play	Stands	1:16
Sun., Sep. 4	at PHI	T7	Altherr	Catch	Catch/no catch	Overturned	1:06
Wed., Sep. 7	at WSH	B2	Difo	Safe at 1st	Force Play	Stands	2:41
Mon., Sep. 12	vs. MIA	B7	Peterson	Out at 3rd	Tag Play	Overturned	1:20
Tues., Sep. 13	vs. MIA	T2	Hechavarria	Safe at 1st	Force Play	Overturned	1:45
Sat., Sep. 24	at MIA	B7	Realmuto	Safe at 2nd	Tag Play	Stands	1:59





# LUCAS SIMS

# 65

## RIGHT-HANDED PITCHER

Full Name: **Lucas Sundberg Sims**

Bats: **Right**

Throws: **Right**

Height: **6-2**

Weight: **225**

DOB: **May 10, 1994**

Opening Day Age: **22**

Born: **Lawrenceville, GA**

Resides: **Lawrenceville, GA**

MLB Debut: **None**

MLB Service Time: **0.000**

Acquired: **Braves' 1st round (21st overall) pick in 2012**

Contract Status: **Signed through 2017**

★★

## BRAVES 2017 PROSPECT RANKING

No. 14 - *Baseball America*

No. 19 - *MLBPipeline.com*

★★

## 2016

- Entered ranked as the Braves' 13th-best prospect according to *Baseball America*....The publication said he possessed the system's best curveball.
- Split the season between Double-A Mississippi and Triple-A Gwinnett, going a combined 7-11 with a 4.40 ERA (69 ER/141.0 IP) in 28 games, 27 starts...Struck out 159, the most among all Atlanta minor leaguers and tied for fifth most in MiLB... His strikeout total marked the most by an Atlanta minor league since 2012, when RHP Aaron Northcraft fanned 160.
- Walked 92, the fourth most in all of the minor leagues.
- His 28 games tied his career-high total, done twice before and last in 2014 with High-A Lynchburg.
- Started the season with the M-Braves, making three starts and going 0-2 with a 1.84 ERA (3 ER/14.2 IP) and 26 strikeouts.
- Made his Triple-A debut on 4/23, dropping a 7-1 decision at Columbus after allowing two runs in 5.0 innings.
- Fanned 11 in his next start, a 7.0-inning, one-run no-decision on 4/28 at Toledo.
- Compiled a 9.24 ERA (39 ER/38.0 IP) over his next nine games, eight starts, 5/3-6/15.
- Returned to Double-A on 6/16 and went 5-3 with a 2.83 ERA (24 ER/76.1 IP) over his final 14 starts.
- Went 18.2 consecutive innings without allowing an earned run, 7/23-8/8.

## 2015

- Split the season between High-A Carolina and Double-A Mississippi...Also made two rehabilitation starts with the GCL Braves (R)... Finished 7-6 with a 4.37 ERA in combined 20 games (20 starts) between the three levels.
- Began 2015 as the fourth-best prospect in the organization per *Baseball America*.
- Struck out better than a batter per inning on the season (100 SO/92.2 IP)...His 9.71 SO/9 ratio ranked 14th best among all minor leaguers who made at least 20 starts.
- His 5.24 BB/9 (54 walks/92.2 IP) placed seventh among the same qualifiers.
- Began the season with High-A Carolina before going to the disabled list on 5/12...Returned on 7/5 and promoted to Mississippi on 7/19.
- Tossed his second career complete game on 5/9 at Salem, going 7.0 innings and allowing one unearned run in a 6-1 win.
- Made his Double-A debut on 7/21 at Jacksonville...Received a no-decision after going 4.0 innings and walking six in a 4-2 win.
- Went 0-2 with a 7.41 ER (14 ER/17.0 IP) in his first four starts for the M-Braves...Went 4-0 with a 0.88 ERA (3 ER/30.2 IP) over his final five starts of the season.
- Right-handed batters hit .178 (33-for-185) against him for the season.
- Started the Arizona Fall League All-Star game for the West after making six appearances (five starts) for Peoria...Tossed 2.0 innings to take a no-decision, allowing two runs, earned, with four strikeouts in the West's 8-3 win...For the Fall League season, did not record a decision while compiling a 2.12 ERA (4 ER/17.0 IP) with 17 strikeouts and three walks.

## 2014

- Labeled by *Baseball America* as Atlanta's top overall prospect, as well as possessing the best curveball among Braves minor league pitchers entering 2014.
- Spent the entire season in High-A Lynchburg's rotation, making a career-high 28 starts.
- Ended the season in the Top 10 among all Braves farmhands in innings pitched (2nd, 156.2), wins (T-3rd, 8), strikeouts (7th, 107), starters average against (7th, .247) and starters WHIP (9th, 1.30)... Paced the Hillcats in innings, while tying for the team lead in wins and starts.
- Turned in his second consecutive 100-strikeout season, fanning 107 batters in 156.2 frames (6.1 K/9).
- Tossed the first 7.0 innings of a combined no-hitter on 6/26, allowing one unearned run on four walks and six punchouts in what was the first of back-to-back no-hitters by the Lynchburg pitching staff

## 2013

- Named by the Braves as the Organizational Pitcher of the Year after posting a 12-4 record with a 2.62 ERA (34 ER/116.2 IP) in 28 games (18 starts) at Single-A Rome.
- As a starter, went 11-3 with a 2.49 ERA (26 ER/94.0 IP).
- His 12 wins led all Braves farmhands, while his 134 strikeouts and .203 average against ranked second among starters in the system.
- Ended the year by winning each of his last eight starts, going 8-0 with a 1.59 ERA (8 ER/45.1 IP), tallying 57 strikeouts and a .215 average against while allowing just 34 hits.

## COMPLETE RECORD

Year	Club	W-L	ERA	G	GS	CG	SHO	SV	IP	H	R	ER	HR	HB	BB	SO	WP	BK
2012	GCL Braves	0-0	1.29	3	3	0	0	0	7.0	2	2	1	1	1	1	10	0	0
	Danville	2-4	4.33	8	8	0	0	0	27.0	26	14	13	2	3	12	29	1	0
2013	Rome	12-4	2.62	28	18	1	0	0	116.2	83	44	34	3	15	46	134	14	0
2014	Lynchburg	8-11	4.19	28	28	0	0	0	156.2	146	81	73	12	17	57	107	15	1
2015	Carolina	3-4	5.18	9	9	1	0	0	40.0	39	27	23	2	3	23	37	8	2
	GCL Braves#	0-0	9.00	2	2	0	0	0	5.0	7	7	5	0	2	2	7	0	0
2016	Mississippi	4-2	3.21	9	9	0	0	0	47.2	29	18	17	1	4	29	56	2	0
	Mississippi	5-5	2.67	17	17	0	0	0	91.0	64	34	27	3	11	55	101	5	1
	Gwinnett	2-6	7.56	11	10	0	0	0	50.0	56	44	42	12	2	37	58	9	0
<b>Minor Totals</b>		<b>36-36</b>	<b>3.91</b>	<b>115</b>	<b>104</b>	<b>2</b>	<b>0</b>	<b>0</b>	<b>541.0</b>	<b>452</b>	<b>271</b>	<b>235</b>	<b>36</b>	<b>58</b>	<b>262</b>	<b>539</b>	<b>54</b>	<b>4</b>

**Bold indicates led league; #Injury rehabilitation assignment**

## 2012

- Tabbed by *Baseball America* as the Braves' fifth-best prospect...*Baseball America* also labeled his curveball as the best in the Braves' system and best secondary pitch in 2012's draft crop.
- After three starts and a 1.29 ERA with the GCL Braves, earned a promotion to Danville on 7/11... Went 2-4 with a 3.71 ERA between the two stops.

## AMATEUR

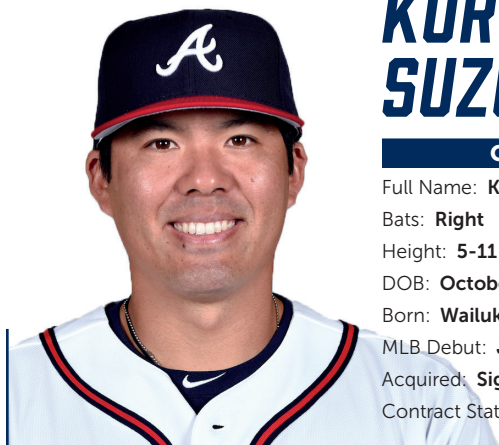
- Named 2012 Georgia Region 8-AAAAA Pitcher of the Year after posting an 8-1 record and a 1.19 ERA his senior year.

## PERSONAL

- Is engaged, fiance's name is Dani.

## TRANSACTIONS

- Selected by the Atlanta Braves in the first round (21st overall) in the 2012 First-Year Player Draft... Signed by Brian Bridges.



# KURT SUZUKI

# 24

## CATCHER

Full Name: **Kurt Kiyoshi Suzuki**

Bats: **Right**

Throws: **Right**

Height: **5-11**

Weight: **203**

DOB: **October 4, 1983**

Opening Day Age: **33**

Born: **Wailuku, HI**

Resides: **Torrance, CA**

MLB Debut: **June 12, 2007**

MLB Service Time: **7.070**

Acquired: **Signed as a free agent, January 30, 2017**

Contract Status: **Signed through 2017**

## CAREER HIGHLIGHTS

- Earned American League All-Star honors in 2014.
- Since entering the league in 2007, has played 1,152 games at catcher, the fourth most in the majors over that span while his 1,029 hits as a catcher over that same period rank fifth.
- Is a career .281 hitter (303-for-1,079) with runners in scoring position, including .303 over the last three seasons (98-for-323).

## 2016

- In his third season with Minnesota, tied for sixth in the AL with 99 games behind the plate.
- Served as the club's Opening Day catcher, the eighth time in his career to start the opener as catcher (three with Twins, five with Oakland).
- Recorded his 1,000th career hit 5/22 vs. TOR, singling off Marcus Stroman.
- Hit pinch-hit home run 6/18 vs. NYY, a solo shot off Aroldis Chapman...The blast marked his third career pinch-hit homer and first since 2008.
- Set season-high and tied career-high with four hits 6/21 vs. PHI...Recorded six RBI to set a career-high.
- Recorded his 500th career RBI, 7/8 at TEX...Is one of six active catchers to reach that milestone.
- Finished with eight home runs, the third most of his career and most since hitting 14 in 2011 with Oakland.
- Hit .295 (26-for-88) with runners in scoring position.
- Hit .258 (89-for-345) with 24 doubles on the season; ranked third among American League catchers in doubles and batting average (minimum 200 at-bats).

## CAREER HIGHS

Most Runs

**3, 5x, last: 6/7/14, MIN vs. HOU**

Most Hits

**4, 6x, last: 6/21/16, MIN vs. PHI**

Most Doubles

**2, 18x, last: 8/9/16, MIN vs. HOU**

Most Triples

**1, 6x, last: 4/8/16, MIN at KC**

Most Home Runs

**2, 2x, last: 8/17/11, OAK vs. BAL**

Most RBI

**6, 6/21/16, MIN vs. PHI**

Most Walks

**3, 2x, last: 4/10/13, WSH vs. CWS**

Most SB

**2, 6/10/09, OAK vs. MIN**

Longest Hitting Streak

**10 games, 2x, last: 5/3-5/19/13**

## 2015

- Spent his second season in Minnesota, and was club's Opening Day catcher, the seventh time in his career to start the Opener at catcher (two with Twins, five with Oakland).
- Recorded 900th career hit, 5/13 at DET, doubling off Kyle Lobstein.

- Played in his 1,000th career game, 5/14 at DET.
- Hit a game-ending single, 8/1 vs. SEA, the ninth of his career.
- Hit .290 (36-for-124) with runners in scoring position and .308 (16-for-52) with RISP and two outs.
- Caught 130 games (123 starts), the third most of his career and most since 2009 (135)...His 130 games caught ranked second in the AL, trailing Salvador Perez (139) and third in baseball, trailing Perez and Yadier Molina (134).

## 2014

- In his first season with Minnesota, earned his only career All-Star appearance while hitting a career-best .288 (130-for-452).
- Made his Twins debut, 3/31 at CWS...Finished with three RBI to become the second Twins player in club history to drive in at least three runs in his team debut on Opening Day; the other was Brant Alyea, who drove in seven in his first game for the club on 4/7/70 at CWS, coincidentally the only other time in club history the Twins opened in Chicago.
- Recorded 19 RBI in March/April for an average of 3.32 at-bats-per-RBI, the highest among qualifiers in baseball...Set a Twins record for most RBI for a catcher in March/April, and the second most RBI of any month in his career (24 in September of 2009).
- Hit first career inside-the-park home run, 5/20 at San Diego.
- Prior to the All-Star break, led all AL catchers in doubles (18) and batting average (.309), ranked second in hits (86), tied for second in RBI (37) and tied for fourth in walks (23).
- Named as a reserve to the AL All-Star team... Caught the ninth inning, helping teammate Glen Perkins earn the save.
- Doubled in six straight games, 9/13-19, the longest streak in baseball on the season.
- Among catchers in the AL, he ranked first in batting average (.288), on-base percentage (.345) and doubles, fourth in hits, tied for fourth in walks (34), fifth in RBI, and tied for fifth in games (131).
- Given the Bob Allison Award for Twins best leadership voted on by the Twin Cities Chapter of the BBWAA.

## 2013

- Started the year with Washington.
- Tied a career-high with a 10-game hitting streak, 5/3-19 (last 2009), with exactly one hit in each game during the streak, tying the Nationals franchise record for consecutive games with exactly one hit (Shane Andrews, April 12-23, 1998 with Montreal).
- Started 61 of the Nationals 84 games at catcher through 7/3, then started 12 of the final 43 games with Washington before being traded to Oakland 8/23 in exchange for pitcher Dakota Bacus.
- Hit .303 (10-for-33) with two home runs and seven RBI in 15 games for the A's.
- Played 94 games overall, his fewest since his rookie season of 2007 (68).

## 2012

- Was Oakland's Opening Day catcher before Washington acquired him on 8/3 in exchange for catcher David Freitas.
- At the time of the trade, he led qualified AL catchers in fielding percentage (.996), opponents caught stealing (23) and caught-stealing percentage (38.3%).
- Combined to hit .235 with 20 doubles, six home runs and 43 RBI in 75 games with the A's and 43 with the Nationals.

## 2011

- Made his fourth straight Opening Day start at catcher, 4/1 vs. SEA, tying him for second most by a catcher in Oakland history; Terry Steinbach holds the record with nine.
- Played 500th career game, 4/7 at TOR.
- Placed on Paternity List , 4/27-28 for the birth of his first child, Malia.
- Struck out twice, 5/13 vs. CWS, snapping a career-best streak of 17 games and 73 plate appearances without a strikeout.
- Committed first error of the season, 5/20, snapping a 78-game errorless streak as a catcher dating to 8/8/10...The streak was six short of career-high of 84.
- Recorded his second career two-homer game, 8/17 vs. BAL (also 6/3/10 at BOS).
- Played 592nd career game as catcher, 9/25 at LAA, passing Ramon Hernandez for second most in Oakland history.
- Hit 12 of 14 home runs off right-handed pitching... Thirteen of his 14 home runs were solo shots
- Made 127 starts at catcher, ranking third in the AL.

## 2010

- Made his third straight Opening Day start at catcher, 4/5 vs. SEA, committing two errors, the first two-error game of his career.
- Grounded into a triple play, 8/22 vs. NYY, the seventh triple play turned against the A's in club history.
- Placed on the 15-day disabled list, 4/30 with an intercostal strain, his first career stint on the DL...Played three games on a rehabilitation assignment with Triple-A Sacramento, 5/11-15... Reinstated from the DL, 5/16 and started each of the A's next 11 games at catcher following his return, matching the longest consecutive games started streak at catcher of his career (6/6-18/08 and 7/21-8/2/08).
- Drove in the winning run 5/18 vs. SEA with an RBI single in the bottom of the 10th inning for his eighth game-ending RBI of his career, tying him for third most in Oakland history.
- Signed a four-year contract through the 2013 season with a club option for 2014, 7/23.
- Tied for the team lead in RBI (71) and tied for second in home runs (13)...It marked the second consecutive season he led the club in RBI.
- Ranked fourth in the AL in plate appearances-per-strikeout (11.10) and tied for fifth in hit by pitches (12) and grounded into double plays (22).
- A's pitchers posted a 3.27 ERA with him behind the plate, which was the lowest mark in the AL and third lowest in the majors...They had a 4.46 ERA with the other three catchers.
- Ranked second among AL catchers in total chances (868) and putouts (825), and was third in games (123)...Also ranked second among AL catchers in RBI (66) and tied for third in home runs (13).

## 2009

- Finished his third season in Oakland with career-bests in runs (74), hits (156), at-bats (570), doubles (37), RBI (88) and home runs (15).
- Stole a career-high two bases, 6/10 vs. MIN.
- Had three assists in the fifth inning, 6/18 at LAD and all were putouts to different players (first base, second base and shortstop), marking the first time since 1976 that a catcher recorded three assists in an inning with the putouts going to three different positions (Vic Correll with Atlanta, 9/17/76 vs. LAD).

- Committed an error, 8/2 vs. TOR, snapping a career best 84-game errorless-streak dating to 4/10.
- Led AL catchers in games started (132) for the second consecutive season...Also led in innings (1173.1), putouts (923) and total chances (996), and tied for the lead in games (135).
- Struck out 59 times for an average of 10.41 plate appearances-per-strikeout, sixth best ratio in the AL.

## 2008

- Spent his first full season in the majors.
- Had his first career four-hit game, 4/14 at CWS.
- Recorded third career game-ending RBI, 6/20 vs. Florida, doubling in the 11th inning.
- Hit his first career pinch-hit home run, 6/10 vs. SEA.
- Hit game-ending pinch-hit home run, 8/15 vs. CWS...Also hit a game-winning pinch-hit double, 8/28 vs. MIN for his second game-ending pinch hit of the season.
- Led AL catchers in games (141), games started (136), innings caught (1215.0), total chances (986) and putouts (927).
- Led the A's in batting average (.279), hits (148), hit-by-pitches (11) and multi-hit games (36), and tied for first in games (148)...Tied for seventh in the AL in hit by pitches.
- Tied for the AL lead in pinch home runs (two) and tied for fifth in pinch-hits (five).

## 2007

- Began season at Oakland's Triple-A affiliate in Sacramento...Had his contract selected, 6/10 and made his MLB debut, 6/12 at HOU, grounding out as a pinch hitter in his first at-bat.
- Recorded his first MLB hit, 6/14 at HOU, a pinch-hit single off Brian Moehler.
- Hit his first career home run, 6/19 vs. CIN, a solo shot off Todd Coffey.
- Caught Shane Komine, 7/17 vs. TEX, becoming the first Hawaiian-born battery in major league history.
- Hit his first career game-ending home run, 8/16 vs. CWS, a three-run shot off Matt Thornton with two outs in the bottom of the 10th.
- Hit his first career grand slam, 9/10 at SEA.
- Hit a game-ending single in A's final game, 9/30 vs. LAA.



## MINOR LEAGUE HIGHLIGHTS

- In 2006, named a Texas League All-Star...Also played for the United States in the All-Star Futures game July 9 at Pittsburgh and went 0-for-1... Named to the U.S. Olympic Qualifying team...In 2005, led the California League in games caught (104)...Also led CL catchers in total chances (947), putouts (882), errors (15) and passed balls (19).

## AMATEUR

- Graduated from H.P. Baldwin (Hawaii) High School in 2001...Attended Cal State Fullerton, majoring in Kinesiology where he won the Johnny Bench Award following the 2004 season, given annually to the nation's top collegiate catcher...Also named All-America selection by *Baseball America* and Collegiate Baseball and named Big West Player of the Year after hitting .413 with 16 home runs and 87 RBI.
- Led Fullerton to the College World Series championship in 2004...His two-out RBI-single in the bottom of the seventh inning broke a 2-2 tie to lead the Titans to a 3-2 win over Texas in the championship game.

## PERSONAL

- He and his wife, Renee, have a daughter Malia, and two sons, Kai and Elijah.
- Hosted the inaugural Kurt Suzuki Baseball Clinic in Maui in 2012 to raise awareness for the All PONO Sports Organization, which promotes healthy lifestyles and exercise for children in Hawaii, as well as teaching baseball fundamentals.
- Started the Kurt Suzuki Family Foundation in 2011 to support the scientific research of chronic illnesses—specifically kidney disease research—and encourage and promote healthy lifestyle choices.
- Is an ambassador for the NephCure Foundation.
- Along with his wife, raised over \$61,000 for the Jon Wilhite Recovery Fund to help alleviate medical costs accrued by his friend and former Cal State Fullerton teammate who was injured in the tragic car accident that took the lives of Angels pitcher Nick Adenhardt and three others in 2009.

## TRANSACTIONS

- Selected by the Oakland Athletics in second round of 2004 First-Year Player Draft... Signed by Randy Johnson (Athletics).
- On Oakland's disabled list (intercostal strain) from April 24 to May 16, 2010; included rehabilitation assignment to Sacramento (AAA).
- On Oakland's Bereavement List from June 11 to June 14, 2010.
- On Oakland's Paternity List from April 27 to April 29, 2011.
- Acquired by the Washington Nationals from the Oakland Athletics in exchange for catcher David Freitas on August 3, 2012.
- Acquired by the Oakland Athletics from the Washington Nationals in exchange for pitcher Dakota Bacus on August 22, 2013.
- Signed by the Minnesota Twins to a two-year contract through the 2015 season with an option for the 2016 season on January 3, 2014.
- Signed by the Atlanta Braves to a one-year contract through the 2017 season on January 30, 2017.

## COMPLETE RECORD

Year	Club	AVG	G	AB	R	H	2B	3B	HR	RBI	SH	SF	HP	BB	SO	SB-CS	OBP	SLG	E
2004	Vancouver	.297	46	175	27	52	10	3	3	31	3	3	12	18	26	0-1	.394	.440	1
2005	Stockton	.277	114	441	85	122	26	5	12	65	2	5	12	63	61	5-3	.378	.440	15
2006	Midland	.285	99	376	64	107	26	1	7	55	0	1	9	58	50	5-3	.392	.415	2
2007	Sacramento	.280	55	211	32	59	9	0	3	27	1	3	4	21	41	0-0	.351	.365	3
	Oakland	.249	68	213	27	53	13	0	7	39	3	5	3	24	39	0-0	.327	.408	2
2008	Oakland	.279	148	530	54	148	25	1	7	42	2	1	11	44	69	2-3	.346	.370	6
2009	Oakland	.274	147	570	74	156	37	1	15	88	1	7	8	28	59	8-2	.313	.421	5
2010	Sacramento	.375	3	8	4	3	2	0	1	5	0	0	0	2	1	0-0	.500	1.000	0
	Oakland	.242	131	495	55	120	18	2	13	71	0	4	12	33	49	3-2	.303	.366	8
2011	Oakland	.237	134	460	54	109	26	0	14	44	3	7	7	38	64	2-2	.301	.385	7
2012	Oakland	.218	75	262	19	57	15	0	1	18	2	2	3	9	53	1-0	.250	.286	2
	Washington	.267	43	146	17	39	5	0	5	25	2	3	2	11	20	1-0	.321	.404	3
2013	Washington	.222	79	252	19	56	11	1	3	25	2	4	3	20	32	2-0	.283	.310	5
	Oakland	.303	15	33	6	10	2	0	2	7	0	0	0	2	3	0-0	.343	.545	1
2014	Minnesota	.288	131	452	37	130	34	0	3	61	1	7	9	34	46	0-1	.345	.383	4
2015	Minnesota	.240	131	433	36	104	17	0	5	50	6	4	7	29	59	0-0	.296	.314	3
2016	Minnesota	.258	106	345	34	89	24	1	8	49	1	4	5	18	48	0-0	.301	.403	5
<b>Minor Totals</b>		<b>.283</b>	<b>317</b>	<b>1211</b>	<b>212</b>	<b>343</b>	<b>73</b>	<b>9</b>	<b>26</b>	<b>183</b>	<b>6</b>	<b>12</b>	<b>37</b>	<b>162</b>	<b>179</b>	<b>10-7</b>	<b>.381</b>	<b>.423</b>	<b>21</b>
<b>AL Totals</b>		<b>.2571086</b>	<b>3793</b>	<b>396</b>	<b>976</b>	<b>211</b>	<b>5</b>	<b>75</b>	<b>469</b>	<b>19</b>	<b>41</b>	<b>65</b>	<b>259</b>	<b>489</b>	<b>16-10</b>	<b>.313</b>	<b>.375</b>	<b>43</b>	
<b>NL Totals</b>		<b>.239</b>	<b>122</b>	<b>398</b>	<b>36</b>	<b>95</b>	<b>16</b>	<b>1</b>	<b>8</b>	<b>50</b>	<b>4</b>	<b>7</b>	<b>5</b>	<b>31</b>	<b>52</b>	<b>3-0</b>	<b>.297</b>	<b>.344</b>	<b>8</b>
<b>Major Totals</b>		<b>.2561208</b>	<b>4191</b>	<b>432</b>	<b>1071</b>	<b>227</b>	<b>6</b>	<b>83</b>	<b>519</b>	<b>23</b>	<b>48</b>	<b>70</b>	<b>290</b>	<b>541</b>	<b>19-10</b>	<b>.311</b>	<b>.372</b>	<b>51</b>	

Bold indicates led league; #Injury rehabilitation assignment

## DIVISION SERIES RECORD

Year	Club, Opp.	AVG	G	AB	R	H	2B	3B	HR	RBI	SH	SF	HP	BB	SO	SB	CS	E
2012	Wsh. vs. StL.	.235	5	17	0	4	0	0	0	2	0	0	0	2	4	0	0	0

## MAJOR LEAGUE FIELDING RECORD

Position	PCT	G	PO	A	E	TC	DP
C	.994	1152	7697	441	51	8189	46

## 2016 HITTING STREAKS OF 10 OR MORE GAMES

Player	Dates	Games	Avg. (H-AB)	HR	RBI	Hitting Notes
Freddie Freeman	8/24-9/28	30	.384 (43-for-112)	7	27	Career-long streak. Longest streak in the Majors since D. Uggla had 33-game run 7/5-8/13/11.
Ender Inciarte	7/19-8/8	19	.368 (28-for-76)	1	4	Longest career hitting streak.
Ender Inciarte	8/19-9/7	18	.413 (33-for-80)	1	10	Became the first player in Atlanta franchise history with two hitting streaks of at least 17 games in a single season.
Erick Aybar	7/24-8/9	14	.385 (20-for-52)	0	5	Longest streak since a career-best 17-game run in 2014.
Jace Peterson	6/19-7/2	13	.358 (19-for-53)	3	7	First career streak of at least 10 games.
Matt Kemp	9/7-9/20	12	.417 (20-for-48)	3	6	Had three separate 10-game streaks in 2016 (2 w/ ATL, 1 w/ SD), his first season with three such runs.
Nick Markakis	9/7-9/19	11	.381 (16-for-42)	3	11	17th career streak of at least 10 games.
Freddie Freeman	8/10-8/22	11	.486 (17-for-35)	7	15	Slashed .486/.612/1.229 during the run.
Matt Kemp	8/16-8/25	10	.317 (13-for-41)	1	6	Logged hits in 16 of 19 games from 8/6-8/25.
Adonis Garcia	7/17-7/28	10	.405 (17-for-42)	3	6	Longest career hitting streak.



- Finished the season with 39 hits in his first 37 career games, the most by a Brave through his first 38 career games since Jeff Francoeur had an Atlanta-record 49.
- Over his final 23 games of the season, 9/6-10/2, posted a .351 (26-for-74) batting average with a .417 on-base percentage and 15 runs scored...In 15 games prior, 8/17-9/4 – the first 15 of his career – hit .236 (13-for-55) with a .283 on-base percentage.
- Had four consecutive multi-hit games, 9/6-10 (9-for-15, .600)...Finished the season with 12 multi-hit efforts over the first 38 games of his career.
- Opened the 2016 campaign with Atlanta's High-A affiliate (Carolina) and hit .333 (26-for-78) with 12 doubles, 10 RBI, 14 runs scored and a .441 on-base percentage in 21 games before a promotion to Double-A Mississippi on 4/30.
- Batted .261 (87-for-333) over 89 games with 13 doubles, five triples, eight home runs, 45 RBI and 54 runs scored with Mississippi...Reached base via hit, walk or hit-by-pitch in 24 of his last 27 games with MIS, while scoring 17 runs.
- Combined to play in 105 games at the minor league level with a .275 (113-for-411) batting average with 25 doubles, 68 runs scored and a .362 on-base percentage.
- Attended Major League spring training as a non-roster invitee.

2015

- Drafted first overall by Arizona after leading Vanderbilt University to a runner-up finish at the College World Series.
- Appeared in 22 games for Single-A Hillsboro in his professional debut...Hit .289 (24-for-83) with 11 extra-base hits (seven doubles, three triples, one home run) and 11 RBI for the Hops.
- Had a five-hit game on 9/3 at Boise.

COMPLETE RECORD

Year	Club	AVG	G	AB	R	H	2B	3B	HR	RBI	SH	SF	HP	BB	SO	SB-CS	OBP	SLG	E
2015	Hillsboro	.289	22	83	19	24	7	3	1	11	0	1	1	14	14	0-0	.394	.482	3
2016	Carolina	.333	21	78	14	26	12	0	1	10	0	0	0	15	13	7-1	.441	.526	3
	Mississippi	.261	84	333	54	87	13	5	8	45	0	2	7	35	71	6-2	.342	.402	8
	Atlanta	.302	38	129	20	39	7	1	3	17	1	2	0	13	34	3-0	.361	.442	6
Minor Totals		.277	127	494	87	137	32	8	10	66	0	3	8	64	98	13-3	.367	.435	14
Major Totals		.302	38	129	20	39	7	1	3	17	1	2	0	13	34	3-0	.361	.442	6

Bold indicates led league; #Injury rehabilitation assignment

MAJOR LEAGUE FIELDING RECORD

Position	PCT	G	PO	A	E	TC	DP
Shortstop	.953	37	44	79	6	129	17

AMATEUR

- Played baseball at Vanderbilt University from 2013 to 2015...Led the Commodores to consecutive College World Series appearances his final two seasons, including the school's first-ever championship in 2014...Was named the Most Outstanding Player of the 2014 CWS.
- Hit .335 (94-for-281) with 15 home runs and 64 RBI in 71 games (all starts) for the Commodores during his junior year...Named a finalist for the 2015 USA Golden Spikes Award, won by BOS' Andrew Benintendi...Led the SEC in runs scored (76), hits (94), doubles (24) and total bases (175)...Finished second in walks (43) and fourth in RBI (64).
- Was a member of the 2012 East Cobb Yankees National Championship team.
- Graduated from Marietta (Ga.) High School, where he also played basketball.

PERSONAL

- Resides in Nashville, Tenn., and is actively involved with the Nashville Dream Center during the off-season...Enjoys participating in various off-season charitable events during the holidays in Nashville and Atlanta.
- In his spare time, enjoys writing and cooking.

TRANSACTIONS

- Selected by the the Colorado Rockies in the 38th round of the 2012 First-Year Player Draft; did not sign.
- Selected by the Arizona Diamondbacks in the first round (1st overall) in the 2015 First-Year Player Draft... Signed by Nate Birtwell.
- Acquired by the Atlanta Braves along with OF Ender Inciarte and RHP Aaron Blair from the Arizona Diamondbacks in exchange for RHP Shelby Miller and LHP Gabe Speier on December 8, 2015.



# JULIO TEHERAN

# 49

## RIGHT-HANDED PITCHER

Full Name: **Julio Alberto Teheran**

Bats: **Right**

Throws: **Right**

Height: **6-2**

Weight: **205**

DOB: **January 27, 1991**

Opening Day Age: **26**

Born: **Cartagena, Colombia**

Resides: **Cartagena, Colombia**

MLB Debut: **May 7, 2011**

MLB Service Time: **4.062**

Acquired: **Signed as a non-drafted free agent, July 2, 2007**

Contract Status: **Signed through 2019, with an option for 2020**

## 2016

- Made 30 starts and went 7-10 with a 3.21 ERA (67 ER/188.0 IP), which ranked 11th best in the NL... Became the first Braves pitcher to make 30 starts in four consecutive seasons since Greg Maddux went eight straight from 1996-2003...Teheran is one of 14 MLB pitchers with at least 30 starts in every season since 2013.
- Made his All-Star Game debut in the National League's 4-2 loss, and threw 12 pitches, nine strikes, during a perfect fifth inning...Named to his second career All-Star team; he did not play in the 2014 game after being named on the player ballot.
- Started Opening Day for the Braves for the third consecutive season...Became the first Braves pitcher to start three consecutive Opening Days since RHP Derek Lowe accomplished the feat from 2009-2011...In Atlanta franchise history, only two Braves pitchers have started four consecutive Opening Days (Greg Maddux from 1993-96 and Rick Mahler, 1985-1988)...Only two National League pitchers have longer active Opening Day start streaks with their current team than Teheran: LAD's Clayton Kershaw, who has started six straight, and STL's Adam Wainwright, who has four straight... Teheran is 1-1 with a 2.50 ERA (5 ER/18.0 IP) on Opening Day after taking a no-decision in a 4-3 loss to Washington...Beat the Marlins 2-1 in 2015 and took a 2-0 loss in Milwaukee to start 2014.
- Struck out a career-high 12 batters twice (5/24 vs. MIL and 10/2 vs. DET)...Also tossed 7.0 shutout innings in his 10/2 start vs. DET to become the fifth Braves pitcher in Turner Field history to strike out 12 or more over at least 7.0 shutout innings... Alex Wood did it last on 8/31/14 vs. MIA.

## CAREER HIGHS

Most Innings Pitched

**9.0, 3x, last: 6/19/16 at NYM**

Most Runs Allowed

**8, 2x, last: 8/30/15 vs. NYY**

Most Earned Runs Allowed

**8, 2x, last: 8/30/15 vs. NYY**

Most Hits Allowed

**13, 6/16/15 at BOS**

Most HRs Allowed

**4, 4/17/15 at TOR**

Most Walks

**5, 3x, last: 4/23/15 at NYM**

Most Strikeouts

**12, 2x, last: 10/2/16 vs. DET**

Longest winning streak

**4, 5/20/14-6/6/14**

Longest losing streak

**4, 2x, last: 4/9/16-5/13/16**

- Faced just 28 batters in a one-hit shutout at NYM on 6/19, allowing no walks and fanning seven in the 6-0 win...It marked the fifth complete game of his career, the third shutout and the Braves' only individual complete game in 2016.



- Tossed 8.0 shutout innings in his start on 6/25 vs. NYM, and extended his scoreless streak to a career-best 23.0 innings, dating to the second inning of his start on 6/14 vs. CIN...It marked the longest scoreless streak by a Braves starter in a single season since 2013, when Paul Maholm went 25.1 scoreless innings from April 3-20.
- Earned his fourth win of the season in his start on 8/30, holding SD to six hits and two runs over 7.0 innings to lower his season ERA to 3.12... According to the Elias Sports Bureau, since earned runs were first tracked in 1912, only three other starting pitchers had four or fewer wins with an ERA as low as Teheran in their first 24 starts of a season: Frank Allen of the 1913 Dodgers (4-14, 2.70 ERA), Nolan Ryan for the 1987 Astros (4-13, 3.09) and the Expos' John Dopson in 1988 (3-10, 2.97).
- Made his first career trip to the disabled list on 8/2 (retroactive to 7/31) after suffering a right lat strain...Returned on 8/19 after making one rehabilitation start with Triple-A Gwinnett.
- Compiled a 3-9 record and 2.81 ERA in his first 21 starts of the season prior to his DL stint...Went 4-1 with a 4.22 over his final nine starts after returning.
- Received 70 total runs of support, good for a rate of 3.35 per nine innings...That total ranked as the second lowest in baseball among 74 qualified pitchers and the lowest in the National League... Since 1974, the 3.35 run support rate was the fifth lowest in team history...RHP Shelby Miller had the lowest mark, 2.54, in 2015.
- Won his first decision of the season by beating PIT, 3-1 on 5/18 at PNC Park, with 7.2-innings of scoreless ball...Struck out three and did not walk a batter...The win snapped an eight-game winless streak, the longest of his career, and a career high-tying four-decision losing streak...Since the franchise moved to Atlanta in 1966, 13 Braves pitchers prior to 2016 began their season with at least eight winless starts...Only Steve Bedrosian (2.91) in 1985 had a lower ERA than Teheran (3.17) over the winless stretch.
- Dropped a 5-1 decision at KC on 5/13, despite going 7.0 innings, allowing two runs, one earned, and retiring 14 of his final 16 batters faced...It was his fifth consecutive start allowing two runs or less without a win...That tied for the second-longest such single-season streak in Atlanta franchise history (since 1966) with one compiled by Steve Bedrosian (8/9-8/27/85)...Mike Bielecki went six straight starts to set the franchise mark from 4/26-6/9/92...Teheran compiled a 1.44 ERA (5 ER/31. IP) over those five games.

- Had four starts in which he did not receive a win despite allowing no runs...That total tied for the most such starts in the majors with LAA's Matt Shoemaker...The four starts also tie the Atlanta franchise record, done three times previous and last by Steve Avery in 1996.
- Went 2-0 with 0.90 ERA in four starts against NYM to run his career mark against the Mets to 7-3 with a 2.36 ERA (24 ER/91.2 IP)...Since 2011, when Teheran entered the league, no qualifying pitcher has a better ERA against the Mets.
- Limited opponents to a .223 batting average, 12th best in baseball...Lefties hit .237 (74-for-312) after batting .300 with a .893 OPS in 2015.

## 2015

- In his third full season, led the team in wins (11), while finishing tied for first in games started (33) and strikeouts (171)...The team went 19-14 (.576) in his starts.
- Tossed 200.2 innings, his second consecutive season with at least 200 innings..Became the first Braves pitcher with back-to-back 200-inning seasons since Tim Hudson in 2010 and 2011... Ranked 12th in the NL in innings pitched.
- Walked a career-high 73, tied for the sixth most in the majors...Also allowed a personal-most 27 home runs, which tied for the seventh-highest total in the NL.
- Earned the Opening Day start for the second consecutive season, beating MIA, 2-1, on 4/6 at Marlins Park...Became the first Braves pitcher to be the Opening Day starter in back-to-back seasons since Derek Lower in 2010 and 2011.
- Went 8-2 with a 2.89 ERA (35 ER/109.0 IP) in 17 games at home...Finished 3-6 with a 5.40 ERA (55 ER/91.2 IP) in 16 road games...Allowed 18 of his 27 home runs away from Turner Field.
- Compiled a 4.71 ERA and a 6-6 record through the end of July (21 games)...From August through the end of the year, a span of 12 games, went 5-2 with a 2.95 ERA (25 ER/76.1 IP)...Allowed more than three runs in a start only one time over that final 12-game span.
- His 1.91 September ERA (7 ER/33.0 IP) ranked fourth best in the NL and fifth lowest in MLB.
- Won his 10th game of the season with an 8-1 victory over PHI on 9/9 at Citizens Bank Park. Allowed one run over 7.0 innings...The win gave him double-digit victories in three straight seasons, the first Braves pitcher to do so since Tommy Hanson (four, 2009-12) and Tim Hudson (three, 2010-12).

- Became the 19th pitcher in Atlanta-era franchise history to make 100 starts with the team when he beat STL, 4-0, at home in his season finale, 10/2.
- Allowed a career-high eight runs twice, each time over 4.1 innings...Lost 8-0 on 5/26 at LAD and then suffered a 20-6 defeat on 8/30 vs. NYY.
- Fanned a career high-tying 11 over 7.0 innings in a 3-1 loss on 7/22 vs. LAD...It was his fourth 11-strikeout game and his sixth with double-digits.
- Surrendered a career-most four home runs on 4/17 at TOR...Took a no-decision in the 8-7 win.
- Gave up career-high 13 hit on 6/16 at BOS...Also surrendered 10 hits three times, after entering the season allowing double-digit hits four times total in his career.
- Picked off five runners, tied for the fifth-most in the majors and tied for the second-most among right-handed pitchers.
- Went 0-3 with a 9.24 ERA (26 ERA/25.1 IP) in five interleague starts...Finished 11-5 with a 3.29 ERA (64 ER/175.1 IP) in 28 games against the NL.

## 2014

- Led the team in starts (T1st, 33), quality starts (T1st, 25), innings pitched (221.0), wins (T1st, 14), complete games (4), WHIP among starters (1.08) and opponents' average among starters (.232).
- His 221.0 innings pitched ranked third in the National League and seventh in the majors...He reached the 200-inning plateau for the first time in his career.
- Named to his first All-Star team after being selected on the player ballot; did not appear in the contest.
- His 25 quality starts ranked tied for sixth in the majors and tied for second in the NL...His 2.89 ERA ranked 19th in the majors and 13th in the NL...His .232 opponents' batting average ranked sixth in the NL and 10th in the majors.
- Prior to his start on 6/11, his 1.89 season ERA led the majors.
- Ranked eighth in the majors with a 2.11 ERA at home.
- Became the first Braves pitcher to post two shutouts in a season (4/16 & 5/20) since Greg Maddux had three in 2001.
- At 23 years old, he became the first Brave with two-or-more shutouts in a season before his 25th birthday since Steve Avery in 1992 at age 22.
- Tossed his first career complete game and first career shutout on 4/16 at PHI, a 1-0 victory...Was perfect through 4.0 innings and faced just three batters over the minimum.

- Tossed his fourth complete game of the season on 9/13 at TEX and became the first Braves pitcher to record at least four complete games in a season since Greg Maddux (6) and Tom Glavine (4) in 2000.
- Lost back-to-back decisions in the majors for the first time in his career on 5/3 vs. SF and 5/14 at SF (ND on 5/9 vs. CHI in between losses).
- His run support average of 3.58 (88 runs/221.0 IP) ranked as 12th-lowest in the NL.
- Agreed to terms on a six-year contract through 2019 with an option for 2020 on 2/14.

## 2013

- Entered as the top prospect in the Braves organization by *Baseball America*.
- His 3.20 ERA ranked 15th in the National League and 23rd in the majors (4th among rookies).
- Ranked 15th among National League pitchers with just 2.18 walks per 9.0 IP.
- Became the eighth Braves rookie to reach 10 wins since the franchise moved to Atlanta in 1966, and the first since Tommy Hanson won 11 games in 2009.
- The Braves went 20-10 in his 30 starts, but he suffered two losses by a 2-0 score, including his starts at MIL on 6/21 and at ARI on 5/14.
- On 6/5 vs. PIT began the game with 7.2 no-hit innings before PH Brandon Inge broke up the no-hit bid with a single to left...Held the Pirates to one hit and two walks while fanning a career-best 11 batters (matched on 8/1 vs. COL) over 8.0 scoreless innings...RHP David Carpenter tossed a perfect ninth inning to preserve the 5-0 win.
- His 13 hit batsmen tied for third-most in Atlanta-era history.

## 2013 POSTSEASON

- Made his first postseason appearance in the NLDS vs. LAD on 10/6...Allowed six runs over 2.2 IP in a 13-6 loss...According to STATS, LLC, he became the youngest pitcher (22 years, 252 days) to make a postseason start for the Braves since Steve Avery on 10/24/1992 (World Series) vs. TOR (22 years, 193 days).

## 2012

- Led Gwinnett in wins (7) for the second straight year.
- Finished among Gwinnett team leaders in starts (2nd, 26), innings (2nd, 131.0), strikeouts (2nd, 97) and "quality starts" (2nd, 9).
- Called up to Atlanta on 9/4, his first recall since 6/10.

- Pitched once in October, throwing 2.0 scoreless innings.
- Led all International League pitchers in hit batters (15) and ranked T4th in the IL in home runs allowed (18).
- Picked off a Gwinnett-high 11 baserunners, but caught just 1-of-12 attempting base stealers (8.3%).
- Entered 2012 as the top Braves prospect by *Baseball America*.

2011

- Named by the Braves as the top organizational pitcher for the second straight year (2010-11).
- Recognized by *Baseball America* as having the "Best Fastball" and "Best Change-up" in the Braves farm system.
- Was named the IL's Most Valuable Pitcher, Rookie of the Year and starter for the IL's Postseason All-Star Team.
- Was the starting pitcher for the All-Star Futures Game in Arizona.
- Made his MLB debut on 5/7 at PHI (4.2 IP, 4 H, 3 ER, 1 HR, 2 BB, 1 K) in a 3-0 loss.

MINOR LEAGUE HIGHLIGHTS

- In **2010**, received the Phil Niekro Award (awarded to the top organizational pitcher)...Recognized by *Baseball America* as having the "Best Fastball" in the Braves farm system...Was named to *Baseball America*'s Minor League All-Star Team and was named the top prospect in the Carolina League...

While with Double-A Mississippi, tossed a combined no-hitter (5.2 IP, 3 BB, 7 K) with Tyrelle Harris on 8/2 vs. MOB...Participated in the Futures Game as a member of the World Team (1.0 IP, 2 BB, 1 K)..Named to the CL Mid-Season All-Star team and garnered Pitcher of the Week honors in both the CL (6/21) and SL (8/9).

- In **2009**, rated the 34th-best prospect in the minors according to MLB.com and the 63rd-ranked player by ESPN.com...After the season, was *Baseball America*'s top prospect in the Appalachian League and the third-best prospect in the Braves organization.

PERSONAL

- He and his wife Yoselin have one son, Jordan, who was born in August of 2016.
- In 2017, Julio and his family started the Teheran Foundation in his native country of Colombia... The foundation provides activities and games, as well as financial support to children in need.

TRANSACTIONS

- Signed by the Atlanta Braves as a non-drafted free agent on July 2, 2007...Signed by Johnny Almaraz, Carlos Garcia and Miguel Teherán
- Signed a six-year contract with the Atlanta Braves through the 2019 season, with an option for 2020 on February 14, 2014.
- On Atlanta disabled list (right lat strain) from July 31 to August 19, 2016; included rehabilitation assignment at Gwinnett (AAA).

COMPLETE RECORD

Year	Club	W-L	ERA	G	GS	CG	SHO	SV	IP	H	R	ER	HR	HB	BB	SO	WP	BK
2008	Danville	1-2	6.60	6	6	0	0	0	15.0	18	12	11	2	2	4	17	0	0
2009	Danville	2-1	2.68	7	7	0	0	0	43.2	36	17	13	2	7	7	39	1	0
	Rome	1-3	4.78	7	7	0	0	0	37.2	42	20	20	2	5	11	28	4	0
2010	Rome	2-2	1.14	7	7	0	0	0	39.1	23	8	5	1	5	10	45	1	0
	Myrtle Beach	4-4	2.98	10	10	0	0	0	63.1	56	22	21	6	5	13	76	3	1
	Mississippi	3-2	3.38	7	7	0	0	0	40.0	29	15	15	2	1	17	38	2	0
2011	Gwinnett	15-3	2.55	25	24	0	0	0	144.2	123	46	41	5	5	48	122	3	1
	Atlanta	1-1	5.03	5	3	0	0	0	19.2	21	11	11	4	0	8	10	1	0
2012	Gwinnett	7-9	5.08	26	26	1	0	0	131.0	146	81	74	18	15	43	97	4	2
	Atlanta	0-0	5.68	2	1	0	0	0	6.1	5	4	4	0	0	1	5	0	0
2013	Atlanta	14-8	3.20	30	30	0	0	0	185.2	173	69	66	22	13	45	170	2	0
2014	Atlanta	14-13	2.89	33	33	4	2	0	221.0	188	82	71	22	4	51	186	1	1
2015	Atlanta	11-8	4.04	33	33	0	0	0	200.2	189	99	90	27	9	73	171	2	0
2016	Atlanta	7-10	3.21	30	30	1	1	0	188.0	157	70	67	22	9	41	167	7	1
	Gwinnett#	0-1	1.80	1	1	0	0	0	5.0	3	2	1	0	0	0	5	0	0
Minor Totals		35-27	3.48	96	95	1	0	0	519.2	476	223	201	38	45	153	467	18	4
Major Totals		47-40	3.39	133	130	5	3	0	821.1	733	335	309	97	35	219	709	13	2

Bold indicates led league; #Injury rehabilitation assignment

## DIVISION SERIES RECORD

Year	Club, Opp.	W-L	ERA	G	GS	CG	SHO	SV	IP	H	R	ER	HR	HB	BB	SO	WP	BK
2013	Atl. vs. LAD	0-1	20.25	1	1	0	0	0	2.2	8	6	6	1	0	1	5	1	0

## ALL-STAR GAME RECORD

Year	Club, Site	W-L	ERA	G	GS	CG	SHO	SV	IP	H	R	ER	HR	HB	BB	SO	WP	BK
2014	N.L., Min.	Did Not Appear																
2016	N.L., SD	0-0	0.00	1	0	0	0	0	1.0	0	0	0	0	0	0	0	0	0
All-Star Totals		0-0	0.00	1	0	0	0	0	1.0	0	0	0	0	0	0	0	0	0

## MAJOR LEAGUE FIELDING RECORD

Position	PCT	G	PO	A	E	TC	DP
Pitcher Totals	.989	133	60	118	2	180	10

## MAJOR LEAGUE BATTING RECORD

Year	Club	AVG	G	AB	R	H	2B	3B	HR	RBI	SH	SF	HP	BB	SO	SB	CS	E
2016	Atlanta	.204	29	49	1	10	1	0	0	2	11	0	0	1	16	0	0	1
Major Totals		.152	127	230	3	35	5	0	0	12	39	0	1	7	63	0	0	2

## 2016 STARTING PITCHER STATS

The Braves used 16 different starting pitchers during the 2016 season, which tied a franchise record since at least 1901...The 1945, 1936 and 1911 teams also used 16 different starters.

Pitcher	Starts	Quality Starts	W-L	Team Record*	IP(Avg)	Run Support^
Julio Teheran	30	16	7-10	10-20	188.0 (6.0)	70 (2.3)
Matt Wisler	26	15	7-13	9-17	155.2 (6.0)	67 (2.6)
Mike Foltynewicz	22	9	9-5	11-11	123.1 (5.2)	80 (3.6)
Aaron Blair	15	4	2-7	4-11	70.0 (4.2)	29 (1.9)
Williams Perez	11	3	2-3	6-5	53.2 (4.2)	25 (2.3)
Bud Norris	10	3	3-5	5-5	52.0 (5.2)	23 (2.3)
Joel De La Cruz	9	1	0-6	3-6	46.0 (5.0)	10 (1.1)
Tyrell Jenkins	8	4	2-3	4-4	40.0 (5.0)	14 (1.8)
John Gant	7	1	1-3	2-5	30.0 (4.1)	11 (1.6)
Jhoulys Chacin	5	1	1-2	2-3	26.2 (5.1)	11 (2.2)
Lucas Harrell	5	3	2-2	3-2	29.1 (5.2)	15 (3.0)
Rob Whalen	5	2	1-2	3-2	24.2 (4.2)	13 (2.6)
Josh Collmenter	3	2	2-0	3-0	19.0 (6.1)	12 (4.0)
Roberto Hernandez	2	0	1-1	1-1	9.0 (4.1)	7 (3.5)
Ryan Weber	2	0	0-1	1-1	8.0 (4.0)	1 (0.5)
Casey Kelly	1	0	0-1	0-1	5.0 (5.0)	0 (0.0)
Team Totals	161	64	40-64	68-93	880.1 (5.1)	388 (2.4)

\*Braves record in his starts; ^Runs scored while he is in the game (avg.)



# ARODYS VIZCAINO

# 38

## RIGHT-HANDED PITCHER

Full Name: **Aroldys Vizcaino**

Bats: **Right**

Throws: **Right**

Height: **6-0**

Weight: **230**

DOB: **November 13, 1990**

Opening Day Age: **26**

Born: **Yaguate, DR**

Resides: **San Cristobal, DR**

MLB Debut: **August 10, 2011**

MLB Service Time: **3.168**

Acquired: **Acquired from Chicago (NL), November 16, 2014**

Contract Status: **Signed through 2017**

## 2016

- Appeared in a career-best 43 games despite making two trips to the disabled list...Missed 61 total games after going to the 15-day disabled list from 7/16-8/18 with a right oblique strain and then again from 8/28 through the end of the season with right shoulder inflammation.
- Began the year in the closer's role, converting 10 of 14 save opportunities for his first double-digit save season.
- Struck out at least one batter in 20 consecutive appearances, 4/14-6/5...Became the second Braves reliever with as long a streak since the franchise moved to Atlanta in 1966...Craig Kimbrel compiled three such runs (26 games, 20 twice), with the last (20 games) coming 7/19-9/17/12.
- Finished with a career-best 11.6 K/9 mark... Among NL pitchers with as many innings as Vizcaino, his K/9 ratio tied for eighth best.
- Walked seven batters in his first 23 games, compiling a 1.52 ERA (4 ER/23.2 IP) over that stretch, 4/4-6/5...Walked 19 over his final 20 games, compiling a 9.00 ERA (15 ER/15.0 IP) and losing all four of his decisions
- Allowed eight runs and seven walks with just two strikeouts over a five-game span, 6/28-7/15... Went to the DL the next day.
- After returning, pitched in four games and allowed eight runs, six hits and four walks before the second DL stint ended his season.
- Threw a career-high 35 pitches over 1.1 IP (eight batters faced) to earn the save in a 6-3 win on 4/15 at MIA...Entered with two outs and a runner on base in the eighth inning....Marked his first career save of more than three outs.
- From 5/12-5/27, retired 22 of 23 batters faced with 10 strikeouts.

## CAREER HIGHS

Most IP

**2.0, 3x, last: 5/15/16 at KC**

Most Runs Allowed

**5, 9/2/11 vs. LAD**

Most ER Allowed

**5, 9/2/11 vs. LAD**

Most Hits Allowed

**4, 2x, last: 8/22/16 at ARI**

Most HRs Allowed

**1, 6x, last: 7/6/16 at PHI**

Most Walks

**3, 6/13/16 vs. CIN**

Most Strikeouts

**3, 9x, last: 6/21/16 at MIA**

Longest Winning Streak

**2, 2x, last: 9/15/15-5/1/16**

Longest Losing Streak

**4, 6/7/16-present**

## 2015

- Appeared in a career-high 36 games with Atlanta despite serving an 80-game suspension at the beginning of the season after testing positive for Stanozolol, in violation of Major League Baseball's Joint Drug Prevention and Treatment Program.



- Optioned to Triple-A Gwinnett on 3/30 before being placed on the restricted list on 4/2... Reinstated on 7/3 and recalled from the G-Braves on 7/6...Spent the remainder of the season on the active roster.
- Collected his first career save, 8/6 vs. MIA with a scoreless ninth...Earned his second one night later with another scoreless ninth vs. MIA...Finished 9-for-10 in save opportunities after taking over the closer role following Jim Johnson's trade to LAD on 7/30.
- 32 of his 36 total appearances were scoreless... Finished the season with a 9.2 scoreless streak over 10 games.
- Compiled a career-best 16.2-inning scoreless streak over 16 games from 7/20-9/2...His streak ended with a run when he was one out shy of a two-inning save on 9/4 at WAS.
- Made his season debut, 7/7 at MIL...Stranded two inherited runners by getting a 5-4-3 DP against the only batter he faced.
- Earned his first win since 2011 on 7/17 vs. CHI... Tossed a perfect inning with one strikeout.
- Among NL relievers with at least 30.0 innings, his 1.60 ERA (6 ER/33.2 IP) ranked fifth lowest.
- Limited opponents to a .133 average (6-for-45) with runners in scoring position.
- Stranded 9-for-10 inherited runners and retired 26-of-36 first-batters faced.

## 2014

- Acquired by the Braves along with three international bonus pool slots (No. 2, No. 3, No. 4) from the Chicago Cubs in exchange for infielder Tommy La Stella on November 16, 2014.
- Returned to the majors for the first time since undergoing "Tommy John" surgery in March of 2012 after being promoted to the Cubs on 9/2.
- Made his first appearance as a Cub on 9/6 vs. PIT, allowing one run in 1.0 inning...It was his first Major League outing since 9/27/11 vs. PHI while with Atlanta (a span of 1,075 days between MLB games).
- Combined to go 1-1 with two saves and a 3.51 ERA (16 ER/41.0 IP) in 40 relief appearances spanning three minor league levels, while striking out 42 and walking 18.
- Opened the season with Single-A Daytona... Joined Double-A Tennessee on 5/7 and promoted to Triple-A Iowa on 6/19 and recorded a 5.40 ERA (11 ER/18.1 IP) in 17 relief appearances.

## 2013

- Began the season recovering from "Tommy John" surgery he underwent in spring training of 2012...Had season-ending arthroscopic surgery on his right elbow in late May to clear out a calcium buildup...The procedure was performed by Dr. James Andrews.

## 2012

- Entered the season rated the second-best prospect in the Braves organization and the 40th-best prospect in MLB by *Baseball America*.
- Missed the season after undergoing "Tommy John" surgery on 3/20 by Dr. James Andrews.
- Made just one spring training appearance for the Braves, 3/3 vs. DET, tossing a scoreless inning.
- Dealt to Chicago, 7/30.

## 2011

- Entered 2012 rated as the second-best prospect in the Braves organization by *Baseball America*.
- Went a combined 5-5 with a 3.06 ERA between Lynchburg (A), Mississippi (AA) and Gwinnett (AAA) over 26 appearances (17 starts), logging 100 strikeouts over 97.0 innings pitched.
- Made his Major League debut on 8/10 at FLA after having his contract purchased from Gwinnett earlier that day...He walked two and fanned Logan Morrison for his first career strikeout.
- Earned his first career Major League win on 8/16 vs. SF, tossing 2.0 innings of scoreless relief in the 10th and 11th of the walk-off victory, allowing one hit and walking one batter.
- Suffered his first blown save on 8/14 vs. CHI after tossing 0.2 innings and allowing no hits, runs or walks and fanning three batters (with Blake DeWitt reaching base on a third-strike wild pitch). According to the Elias Sports Bureau, since 1900, only one other pitcher prior posted that exact line in a Major League game (Brandon League for the Mariners on 5/9/2010).

## MINOR LEAGUE HIGHLIGHTS

- Named to the South Atlantic League Mid-Season All-Star team and won Pitcher of Year honors for Rome in **2010**.
- Following the **2009** season, was rated by ESPN.com as the 34th-best overall prospect.

## TRANSACTIONS

- Signed by the New York Yankees as a non-drafted free agent on July 2, 2007...Signed by Alfredo Dominguez.
- Acquired by the Atlanta Braves along with OF Melky Cabrera and LHP Mike Dunn from the New York Yankees in exchange for RHP Javier Vazquez and LHP Boone Logan on December 22, 2009.
- On Atlanta disabled list (ulnar collateral ligament tear) from March 26 to the end of the 2012 season; underwent "Tommy John" surgery by Dr. James Andrews on March 20, 2012 in Gulf Breeze, Fla.
- Acquired by the Chicago Cubs along with RHP Jaye Chapman from the Atlanta Braves in exchange for LHP Paul Maholm and OF Reed Johnson on July 30, 2012.
- On Chicago disabled list (recovery from "Tommy John" surgery) from March 27 to the end of the 2013 season.
- Acquired by the Atlanta Braves along with three international bonus pool slots (No. 2, No. 3 and No. 4) from the Chicago Cubs in exchange for INF Tommy La Stella on November 16, 2014.
- On Atlanta disabled list (right oblique strain) from July 16 to August 18, 2016; included rehabilitation assignment with the GCL Braves (R) and Rome (A).
- On Atlanta disabled list (right shoulder inflammation) from August 28 to the end of the 2016 season.

## COMPLETE RECORD

Year	Club	W-L	ERA	G	GS	CG	SHO	SV	IP	H	R	ER	HR	HB	BB	SO	WP	BK
2008	GCL Yankees	3-2	3.68	12	6	0	0	0	44.0	38	22	18	5	1	13	48	6	1
2009	Staten Island	2-4	2.13	10	10	0	0	0	42.1	34	18	10	2	1	15	52	2	2
2010	Rome	9-4	2.39	14	14	0	0	0	71.2	63	25	19	1	3	9	68	6	2
	Myrtle Beach	0-0	4.61	3	3	0	0	0	13.2	16	9	7	1	1	3	11	1	1
2011	Lynchburg	2-2	2.45	9	9	0	0	0	40.1	31	14	11	3	0	10	37	4	1
	Mississippi	2-3	3.81	11	8	0	0	0	49.2	44	21	21	3	3	18	55	4	1
	Gwinnett	1-0	1.29	6	0	0	0	0	7.0	7	3	1	1	0	0	8	0	0
	Atlanta	1-1	4.67	17	0	0	0	0	17.1	16	9	9	1	1	9	17	5	0
2012									Injured - Did Not Pitch									
2013									Injured - Did Not Pitch									
2014	Daytona	0-0	1.00	9	0	0	0	1	9.0	6	1	1	0	0	4	10	1	0
	Tennessee	1-1	2.63	14	0	0	0	1	13.2	7	4	4	1	1	3	16	1	0
	Iowa	0-0	5.40	17	0	0	0	0	18.1	25	11	11	1	2	11	16	1	0
	Chicago (NL)	0-0	5.40	5	0	0	0	0	5.0	5	3	3	1	0	3	4	0	0
2015	Rome#	0-0	9.00	2	0	0	0	0	2.0	4	3	2	0	0	2	4	0	0
	Mississippi#	0-0	1.80	4	0	0	0	0	5.0	3	1	1	0	0	0	7	0	0
	Gwinnett#	0-0	9.00	2	0	0	0	0	2.0	3	2	2	0	0	1	3	0	0
	Atlanta	3-1	1.60	36	0	0	0	9	33.2	27	7	6	1	0	13	37	7	0
2016	Atlanta	1-4	4.42	43	0	0	0	10	38.2	37	25	19	3	1	26	50	3	1
	GCL Braves#	0-0	0.00	1	1	0	0	0	1.0	0	0	0	0	0	0	2	0	0
	Rome#	0-0	9.00	1	1	0	0	0	1.0	2	1	1	0	0	0	1	0	0
<b>Minor Totals</b>		<b>20-16</b>	<b>3.06</b>	<b>115</b>	<b>52</b>	<b>0</b>	<b>0</b>	<b>2</b>	<b>320.2</b>	<b>283</b>	<b>135</b>	<b>109</b>	<b>18</b>	<b>12</b>	<b>89</b>	<b>338</b>	<b>26</b>	<b>8</b>
<b>Atlanta Totals</b>		<b>5-6</b>	<b>3.41</b>	<b>96</b>	<b>0</b>	<b>0</b>	<b>0</b>	<b>19</b>	<b>89.2</b>	<b>80</b>	<b>41</b>	<b>34</b>	<b>5</b>	<b>2</b>	<b>48</b>	<b>104</b>	<b>15</b>	<b>1</b>
<b>Major Totals</b>		<b>5-6</b>	<b>3.52</b>	<b>101</b>	<b>0</b>	<b>0</b>	<b>0</b>	<b>19</b>	<b>94.2</b>	<b>85</b>	<b>44</b>	<b>37</b>	<b>6</b>	<b>2</b>	<b>51</b>	<b>108</b>	<b>15</b>	<b>1</b>

Bold indicates led league; #Injury rehabilitation assignment

## MAJOR LEAGUE FIELDING RECORD

Position	PCT	G	PO	A	E	TC	DP
Pitcher	.923	101	7	5	1	13	0



# PATRICK WEIGEL

79

## RIGHT-HANDED PITCHER

Full Name: **Patrick Charles Weigel**

Bats: **Right**

Throws: **Right**

Height: **6-6**

Weight: **230**

DOB: **July 8, 1994**

Opening Day Age: **22**

Born: **Thousand Oaks, CA**

Resides: **Buda, TX**

MLB Debut: **None**

MLB Service Time: **0.000**

Acquired: **Braves' 7th-round pick in 2015**

Contract Status: **Signed through 2017**

## NON-ROSTER INVITEE

\*\*\*\*\*

## BRAVES 2017 PROSPECT RANKING

No. 9 - *Baseball America*

No. 11 - *Baseball Prospectus*

No. 16 - *MLB.com*

\*\*\*\*\*

## 2016

- Split his second pro season between Single-A Rome and Double-A Mississippi, combining to go 11-6 with a 2.47 ERA (41 ER/149.2 IP) and 152 strikeouts while winning the organizational minor league Pitcher of the Year award...His 11 wins, 149.2 innings and 152 strikeouts each ranked second among all Braves minor leaguers.
- Named to the mid-season South Atlantic League All-Star game and earned MiLB.com Organization All-Star honors.
- Began the year with Rome and carried a no-hitter into the seventh inning on 7/23 vs. West Virginia, finishing with eight strikeouts and three hits allowed over 7.2 innings.
- Led the Rome staff in wins, starter's ERA, and strikeouts despite receiving a promotion to Double-A Mississippi on 8/20.
- Made his Double-A debut on 8/22 at Biloxi, striking out seven over 5.1 innings but losing, 2-1.
- Tossed a career-best 8.1 innings to beat Biloxi on 9/1 in his final regular season start.

## COMPLETE RECORD

Year	Club	W-L	ERA	G	GS	CG	SHO	SV	IP	H	R	ER	HR	HB	BB	SO	WP	BK
2015	Danville	0-3	4.53	14	14	0	0	0	51.2	53	35	26	2	4	26	49	3	0
2016	Rome	10-4	2.51	22	21	1	1	0	129.0	92	44	36	7	13	47	135	8	1
	Mississippi	1-2	2.18	3	3	0	0	0	20.2	9	6	5	2	4	8	17	3	0
Minor Totals		11-9	3.00	39	38	1	1	0	201.1	154	85	67	11	21	81	201	14	1

Bold indicates led league; #Injury rehabilitation assignment

- Made two playoff starts for Mississippi, going 7.0 scoreless innings to beat Pensacola on the road on 9/8 in Game 2 to even the Southern League division series...Took the loss in Game 3 of the SL championship series vs. Jackson, allowing four runs, earned, after getting just two outs.

## 2015

- Opened his pro career with rookie-level Danville, where he led the club with 14 starts and 49 strikeouts, and was second in innings (51.2).
- Ranked by *Baseball America* as having the best fastball in Atlanta's draft class.

## AMATEUR

- Spent one year at the University of Houston, where he made a team-high 23 appearances his junior season...Finished the year at Houston 4-1 with a 3.38 ERA (19 ER/50.2 IP).
- Also played collegiately for Pacific in 2013 and Oxnard College, where he earned Western State Conference second team All-Conference honors, in 2014...Graduated from Saint Bonaventure (Calif.) High School.

## TRANSACTIONS

- Selected by the Atlanta Braves in the seventh round of the 2015 First-Year Player Draft...Signed by Darin Vaughan.



# DAN WINKLER

58

## RIGHT-HANDED PITCHER

Full Name: **Daniel Allen Winkler**

Bats: **Right**

Throws: **Right**

Height: **6-3**

Weight: **205**

DOB: **February 2, 1990**

Opening Day Age: **27**

Born: **Effingham, IL**

Resides: **Effingham, IL**

MLB Debut: **September 21, 2015** MLB Service Time: **2.000**

Acquired: **Selected in the 2014 Rule 5 Draft from Colorado**

Contract Status: **Signed through 2017**

## 2016

- Made his first Opening Day roster, but only appeared in three games before a fractured right elbow ended his season...Needs 57 more days on the active roster to satisfy Rule 5 roster rules.
- Struck out the side with 11 pitches on Opening Day, 4/4 vs. WSH.
- Fractured his elbow on 4/10 vs. STL, leaving the game in the seventh inning after throwing a pitch in a 12-7 loss.
- All three of his outings were scoreless.
- Placed on the 15-day disabled list on 4/11 and underwent surgery for a medial epicondyle avulsion fracture on 4/13...Dr. James Andrews performed the procedure in Gulf Breeze, Fla... Transferred to the 60-day disabled list on 8/3.

## 2015

- Spent the majority of the season on the 60-day disabled list (4/5-9/10) recovering from "Tommy John" surgery performed in July of 2014 before making his MLB debut in September...Was on the active roster for 25 days.
- Made his debut on 9/21 at NYM...Faced three batters, striking out two and walking one...Threw 16 pitches in his first action since 6/7/14 while with Double-A Tulsa.
- Allowed two solo homers in his only other game, a 1.0-inning no-decision on 9/27 at MIA.

## 2014

- Made 12 starts with the Double-A Tulsa Drillers, notching a 1.41 ERA (11 ER/70.0 IP) with five wins.
- Tossed first career shutout on 4/22 at Arkansas.
- Underwent season-ending "Tommy John" surgery on 7/1 after leaving his start on 6/7...The surgery was performed by Dr. James Andrews.

## CAREER HIGHS

Most Innings Pitched

**1.0, 3x, last: 4/10/16 vs. STL**

Most Runs Allowed

**2, 9/27/15 at MIA**

Most Earned Runs Allowed

**2, 9/27/15 at MIA**

Most Hits Allowed

**2, 9/27/15 at MIA**

Most HRs Allowed

**2, 9/27/15 at MIA**

Most Walks

**1, 2x, last: 4/8/16 vs. STL**

Most Strikeouts

**3, 4/4/16, vs. WSH**

Longest winning streak

**None**

Longest losing streak

**None**

## 2013

- His 175 strikeouts led the minors, while his WHIP (0.98) was also lowest (minimum 23 starts).
- His 12 wins with Modesto were tied for the second-most in the California League and his 2.97 ERA was the second lowest.
- His 13 combined wins were tied for the most in the Rockies farm system.

- Was a California League Mid-Season All-Star as well as being Pitcher of the Week on two separate occasions.
- Named to the CAL Postseason All-Star Team and was the League Pitcher of the Year.

## 2012

- Made a team-high 25 starts for Low-A Asheville in his second professional season.

## 2011

- Spent his first professional season with Rookie Level Casper...Led the Ghosts in strikeouts and was named by *Baseball America* as the 18th-best prospect in the Pioneer League.

## PERSONAL

- He is married, wife's name is Camille.
- Graduated from St. Anthony High School in Effingham, Ill., before attending Parkland College in Champaign, Ill., and the University of Central Florida.

## TRANSACTIONS

- Selected by the Chicago Cubs in the 43rd round of the 2010 First-Year Player Draft; did not sign.
- Selected by the Colorado Rockies in the 20th round of the 2011 First-Year Player Draft...Signed by John Cedarburg.
- Underwent successful "Tommy John" surgery on his right elbow on July 1, 2014, performed by Dr. James Andrews.
- Selected by the Atlanta Braves from the Colorado Rockies in the Major League phase of the 2014 Rule 5 Draft on December 11, 2014.
- On Atlanta 60-day disabled list (recovering from right elbow surgery) from April 5 to September 10, 2015.
- On Atlanta disabled list (fractured right elbow) from April 11 to the end of the 2016 season; Transferred to the 60-day disabled list on August 3.

## COMPLETE RECORD

Year	Club	W-L	ERA	G	GS	CG	SHO	SV	IP	H	R	ER	HR	HB	BB	SO	WP	BK
2011	Casper	4-3	3.92	12	12	0	0	0	57.1	64	31	25	6	1	19	65	6	3
2012	Asheville	11-10	4.46	25	25	0	0	0	145.1	152	80	72	16	22	47	136	4	1
2013	Modesto	12-5	2.97	22	22	0	0	0	130.1	84	48	43	15	9	37	152	4	1
	Tulsa	1-2	3.04	5	5	0	0	0	26.2	23	11	9	3	1	10	23	2	0
2014	Tulsa	5-2	1.41	12	12	1	1	0	70.0	33	11	11	5	6	17	71	1	0
2015	Atlanta	0-0	10.80	2	0	0	0	0	1.2	2	2	2	2	0	1	2	0	0
2016	Atlanta	0-0	0.00	3	0	0	0	0	2.1	0	0	0	0	0	1	4	0	0
<b>Minor Totals</b>		<b>33-22</b>	<b>3.35</b>	<b>76</b>	<b>76</b>	<b>1</b>	<b>1</b>	<b>0</b>	<b>429.2</b>	<b>356</b>	<b>181</b>	<b>160</b>	<b>45</b>	<b>39</b>	<b>130</b>	<b>447</b>	<b>17</b>	<b>5</b>
<b>Major Totals</b>		<b>0-0</b>	<b>4.50</b>	<b>5</b>	<b>0</b>	<b>0</b>	<b>0</b>	<b>0</b>	<b>4.0</b>	<b>2</b>	<b>2</b>	<b>2</b>	<b>2</b>	<b>0</b>	<b>2</b>	<b>6</b>	<b>0</b>	<b>0</b>

Bold indicates led league; #Injury rehabilitation assignment

## MAJOR LEAGUE FIELDING RECORD

Position	PCT	G	PO	A	E	TC	DP
Pitcher	1.000	5	1	0	0	1	0





# MATT WISLER

45

## RIGHT-HANDED PITCHER

Full Name: **Matthew Robert Wisler**  
 Bats: **Right**                      Throws: **Right**  
 Height: **6-3**                      Weight: **205**  
 DOB: **September 12, 1992**      Opening Day Age: **24**  
 Born: **Bryan, OH**              Resides: **Bryan, OH**  
 MLB Debut: **June 19, 2015**      MLB Service Time: **1.092**  
 Acquired: **Acquired from San Diego, April 5, 2015**  
 Contract Status: **Signed through 2017**

## 2016

- In his second major league season, made the second-most starts on the team (26), while finishing tied for second with seven wins.
- Also with Triple-A Gwinnett from 7/28-8/25.... Went 4-11 with a 5.16 ERA in 21 games, 20 starts, prior to his option and 3-2 with a 4.41 ERA (17 ER/34.2 IP) in six games after returning.
- Made his first Opening Day roster... Took a no-decision in his season debut, 4/8 vs. StL...Allowed four runs, earned, in 6.2 innings of a 7-4 loss.
- Earned his first career save with a perfect 10th inning on 4/17 at MIA...Preserved a 6-5 win.
- Combined with Arodys Vizcaino to hold NYM to one hit on 5/3, the fewest hits the Braves had allowed in a game since 4/18/14, when Aaron Harang, Luis Avilan and Jordan Walden also held the Mets to one hit at Citi Field...Wisler went 8.0 innings, limiting the Mets to an Asdrubal Cabrera fifth-inning single...The Mets did not advance a runner past first base.
- Went 8.0 innings for the second consecutive turn, a 3-2 loss on 5/10 vs. PHI...The last Braves pitcher to go at least 8.0 innings in consecutive starts was Alex Wood on 4/17/14 (8.0 IP) and 4/22/14 (8.0 IP).
- Set a career high with 116 pitches over 7.1 innings in a no-decision on 5/15 at KC, after tossing 8.0 innings in consecutive starts, 5/3 and 5/10... Became the first Braves starter to record at least one out in the eighth inning in three straight starts since Kris Medlen from 9/14-27/13.
- Over a 16-game stretch from 9/11/15-5/31/16, went 5-7 with a 2.88 ERA (33 ER/103.0 IP) and a .215 average against in 16 games, 15 starts.
- Finished May with the 43.0 innings pitched, tied for the fifth most in baseball.

## CAREER HIGHS

Most Innings Pitched  
**8.2, 10/4/15 vs. STL**

Most Runs Allowed  
**8, 6/5/16 at LAD**

Most Earned Runs Allowed  
**8, 6/5/16 at LAD**

Most Hits Allowed  
**10, 2x, last: 9/13/16 vs. MIA**

Most HRs Allowed  
**4, 8/23/15 at CHI**

Most Walks  
**5, 7/1/15 vs. WSH**

Most Strikeouts  
**10, 8/31/16, vs. SD**

Longest winning streak  
**4, 7/1-7/26/15**

Longest losing streak  
**7, 8/1-9/17/15**

- Stopped a four-game losing streak with a 7-2 win over CIN on 6/16, allowing two runs and eight hits in 6.2 IP.
- Allowed seven home runs over a three-game stretch, 6/5-6/16... Allowed three home runs on both, 6/5 at LAD and 6/11 vs. CHI...Became the first Braves pitcher to allow at least three home runs in consecutive starts since 2007, when Lance Cormier allowed seven over two June starts.

- Allowed a career-most 10 hits on 7/3 vs. MIA... That game was played at Fort Bragg Field in North Carolina, but was considered a Braves home game...Struck out six in the 5-2 loss.
- Over his final 10 starts (dating to June 1) prior to his option, went 2-6 with a 7.71 ERA (46 ER/53.2 IP)...Compiled a 2.51 ERA in six May starts after allowing just total 12 runs for the month.
- Allowed two hits and one run over 8.0 innings in a 3-1 win at ARI on 8/25...Carried a no-hitter into the seventh inning before Paul Goldschmidt led off the inning with a single...The start marked his return to the MLB level after the club recalled him earlier that day from the G-Braves.
- Struck out a career-best 10 over 6.0 innings on 8/31 vs. SD...Collected his second consecutive win after returning from Triple-A.
- Missed a turn after suffering a left oblique strain on 8/31...Returned to the rotation on 9/13 and allowed six runs, earned, over 4.1 innings in a 7-5 loss vs. MIA.
- Became the fifth Atlanta starter to make his Major League debut against the Mets, joining Bruce Chen (9/7/98), David Nied (9/1/92), John Smoltz (7/23/88) and Larry McWilliams (7/17/78)...Nied (7.0 IP, 1 R), Smoltz (8.0 IP, 1 R) and McWilliams (7.0 IP, 0 R) all won, while Chen (3.0 IP, 4 R) received a no-decision.
- Won his Major League debut at the age of 22 years, 280 days, becoming the seventh Atlanta (since 1966) starter to win his MLB debut at that age or younger...The last was James Parr, who was 22 years, 190 days at the time when he beat WSH on 9/4/08.
- Joined with Williams Perez (20 GS) and Mike Foltyniewicz (15 GS) to become the first trio of Braves rookies to all make at least 15 starts in the same season since 2008, (Jair Jurrjens, 31 GS; Jorge Campillo, 25 GS; Charlie Morton, 15 GS).
- Allowed one run or fewer in two of his first three career starts...Prior to Wisler, only seven Atlanta pitchers did that, with the last being David Hale in 2013 and 2014, who was the only one to do it in three of his first three.

## 2015

- Split the season between Atlanta and Triple-A Gwinnett after the Braves acquired him on 4/5 in a trade that sent Craig Kimbrel and Melvin Upton Jr. to SD.
- Finished fifth among NL rookies with eight wins and eighth with 109.0 IP.
- Won his Major League debut, 6/19 vs. NYM, after the Braves selected his contract earlier that day...Tossed 8.0 innings and allowed one run, earned, and no walks to become the first Braves starter to win his first career game since Kenshin Kawakami on 4/11/09 vs. WSH.
- Became the second Atlanta starter in franchise history (since 1966) to go at least 8.0 innings and allow one run or less in his debut, joining John Smoltz, who tossed 8.0 innings and allowed one run on 7/23/88 at NYM...Prior to Wisler, the last Major Leaguer to go at least 8.0 innings and allow one run or fewer in his debut was MIN's Andrew Albers on 8/6/13 at KC.
- Needed only 88 pitches to complete the 8.0 innings in his debut, becoming the first pitcher since 1988, when pitch counts were first recorded, to go as long in his first Major League game in as few pitches.
- Went 8.0 innings with no walks in his debut...No pitcher in Atlanta franchise history (since 1966) ever went as long in his debut with no walks...The only other Major Leaguer to go at least 8.0 innings with no walks in the last 15 years was CLE's Scott Lewis on 9/10/08.
- Tossed 5.1 shutout innings and allowed one hit and five walks to win on 7/1, vs. WSH...Became the fourth Braves pitcher since 200 to allow five or more walks and one or fewer hits in a start of at least 5.0 innings...Aaron Harang did it on 4/18/14 at New York (no hits, six walks). Russ Ortiz (7/17/04) and Damian Moss (5/3/02) also did it.
- Won 5-3 on 7/6 at MIL to become the first Braves pitcher to win three of his first four career starts since Mike Minor in 2010...Allowed seven hits and three runs in 5.2 innings. Struck out six.
- Went 5-1 with a 3.43 ERA (16 ER/42.0 IP) in his first seven starts, but then went 0-7 with a 7.71 ERA (38 ER/44.1 IP) over a 10-game stretch, nine starts, 8/1-9/17.
- Pitched 2.0 scoreless innings out of the bullpen in his first career relief appearance, 9/6 at WSH...Did not allow a hit and struck out two.
- Struck out a season-best eight to beat NYM on 9/22 and snap a seven-game losing streak.
- Went 3-2 with a 2.34 ERA (9 ER/34.2 IP) in five starts after his relief appearance...Won his final three starts, compiling a 1.19 ERA (3 ER/22.2 IP).
- Entered the 2015 season ranked by *Baseball America* as the No. 1 overall prospect in the San Diego Padres farm system.
- Earned International League Pitcher of the Week honors twice (5/10 and 5/31).
- Earned organization's co-Pitcher of the Month of May honors for the G-Braves (alongside teammate LHP Manny Banuelos).

2014

- Spent the majority of the year with Triple-A El Paso, compiling a 9-5 record with a 5.01 ERA (65 ER/116.2 IP) in 22 starts.
- Went 5-1 and a 3.96 ERA (27 ER/61.1 IP) over his final 11 starts with the Chihuahuas, compared to a 4-4 record with a 6.18 ERA (38 ER/55.1 IP) over his first 11 outings for the club..
- Opened the season with San Antonio, going 1-0 with a 2.10 ERA (7 ER/30.0 IP) in six starts.

2013

- Opened the season with Single-A Lake Elsinore, making six starts before a promotion to Double-A San Antonio where he helped lead the Missions to the Texas League championship.
- Combined to post a 10-6 record with a 2.78 ERA (42 ER/136.0 IP) over 26 starts for Lake Elsinore and San Antonio.
- Made three starts for the Missions in the Texas League playoffs, going 1-0 and allowing just one earned run over 16.0 innings for a 0.56 ERA.
- Following the season, he was rated by *Baseball America* as the Padres’ No. 2 prospect.

2012

- In his first full season in the minors, spent the entire campaign with Class-A Fort Wayne and posted a 2.53 ERA in 24 games, 23 starts.

2011

- Made just one relief appearance for the rookie-level Arizona Padres in his first pro season.

PERSONAL

- Graduated from Bryan (Ohio) High School.
- Committed to Ohio State University prior to being drafted.

TRANSACTIONS

- Selected by the San Diego Padres in the seventh round (233rd overall) in the 2011 First-Year Player Draft...Signed by Mark Conner.
- Acquired by the Atlanta Braves along with OF Cameron Maybin, OF Carlos Quentin, OF Jordan Paroubeck and a competitive balance pick (41st overall) in the 2015 First-Year Player Draft from the San Diego Padres in exchange for RHP Craig Kimbrel and OF Melvin Upton Jr. on April 5, 2015.

COMPLETE RECORD

Year	Club	W-L	ERA	G	GS	CG	SHO	SV	IP	H	R	ER	HR	HB	BB	SO	WP	BK
2011	AZL Padres	0-0	---	1	0	0	0	0	0.0	2	4	4	0	1	2	0	0	0
2012	Fort Wayne	5-4	2.53	24	23	1	1	0	114.0	95	39	32	1	5	28	113	5	2
2013	Lake Elsinore	2-1	2.03	6	6	0	0	0	31.2	22	7	7	1	1	6	28	0	1
	San Antonio	8-5	3.00	20	20	0	0	0	105.0	85	36	35	7	2	27	103	3	0
2014	San Antonio	1-0	2.10	6	6	0	0	0	30.0	26	7	7	2	0	6	35	2	0
	El Paso	9-5	5.01	22	22	0	0	0	116.2	131	68	65	19	5	36	101	6	1
2015	Gwinnett	3-4	4.29	12	12	0	0	0	65.0	68	34	31	5	1	13	49	1	1
	Atlanta	8-8	4.71	20	19	0	0	0	109.0	119	59	57	16	4	40	72	2	3
2016	Atlanta	7-13	5.00	27	26	0	0	1	156.2	159	90	87	26	4	49	115	5	1
	Gwinnett	2-1	3.71	4	4	1	0	0	26.2	27	13	11	3	2	5	22	1	0
Minor Totals		30-20	3.54	95	93	2	1	0	488.1	456	208	192	38	17	123	451	18	5
Major Totals		15-21	4.88	47	45	0	0	1	265.2	278	149	144	42	8	89	187	7	4

Bold indicates led league; #Injury rehabilitation assignment

MAJOR LEAGUE FIELDING RECORD

Position	PCT	G	PO	A	E	TC	DP
Pitcher	1.000	47	16	32	0	48	1

MAJOR LEAGUE BATTING RECORD

Year	Club	AVG	G	AB	R	H	2B	3B	HR	RBI	SH	SF	HP	BB	SO	SB	CS	E
2016	Atlanta	.152	27	46	2	7	0	0	0	2	5	1	0	1	21	0	0	0
Major Totals		.147	47	75	2	11	0	0	0	3	10	1	0	3	27	0	0	0





2016 SEASON IN REVIEW

# 2016 FINAL STANDINGS

## N.L. EAST

	W	L	PCT.	GB
*Washington	95	67	.586	-
+New York	87	75	.537	8.0
Miami	79	82	.491	15.5
Philadelphia	71	91	.438	24.0
Atlanta	68	93	.422	26.5

## N.L. CENTRAL

	W	L	PCT.	GB
*Chicago	103	58	.640	-
St. Louis	86	76	.531	17.5
Pittsburgh	78	83	.484	25.0
Milwaukee	73	89	.451	30.5
Cincinnati	68	94	.420	35.5

## N.L. WEST

	W	L	PCT.	GB
*Los Angeles	91	71	.562	-
San Francisco	87	75	.537	4.0
Colorado	75	87	.463	16.0
Arizona	69	93	.426	22.0
San Diego	68	94	.420	23.0

## A.L. EAST

	W	L	PCT.	GB
*Boston	93	69	.574	-
+Baltimore	89	73	.549	4.0
+Toronto	89	73	.549	4.0
New York	84	78	.519	9.0
Tampa Bay	68	94	.420	25.0

## A.L. CENTRAL

	W	L	PCT.	GB
*Cleveland	94	67	.584	-
Detroit	86	75	.534	8.0
Kansas City	81	81	.500	13.5
Chicago	78	84	.481	16.5
Minnesota	59	103	.364	35.5

## A.L. WEST

	W	L	PCT.	GB
*Texas	95	67	.586	-
Seattle	86	76	.531	9.0
Houston	84	78	.519	11.0
Los Angeles	74	88	.457	21.0
Oakland	69	93	.426	26.0

\*Division winner    +Wild Card winner





# 2016 BRAVES DAY-BY-DAY

Date	Opp.	H/R D/N	Time/ Result	Winner-Loser-Save	Attendance	W-L	Position	GA GB
4/4	WSH	H-D	L, 4-3 (10)	Treinen-O'Flaherty-Papelbon	48,282*	0-1	T2	-1.0
4/5	OPEN DATE					0-1	T2	-1.0
4/6	WSH	H-N	L, 3-1	Strasburg-Norris-Papelbon	18,531	0-2	4	-2.0
4/7	OPEN DATE					0-2	4	-1.5
4/8	STL	H-N	L, 7-4	Siegrist-O'Flaherty-Rosenthal	24,824	0-3	4	-2.0
4/9	STL	H-N	L, 12-2	Martinez-Teheran-None	33,471	0-4	5	-2.5
4/10	STL	H-D	L, 12-7	Oh-Johnson-Rosenthal	23,214	0-5	5	-3.5
4/11	at WSH	R-N	L, 6-4	Scherzer-Norris-Papelbon	18,119	0-6	5	-4.5
4/12	at WSH	R-N	L, 2-1	Treinen-Johnson-Rivero	18,378	0-7	5	-5.5
4/13	at WSH	R-N	L, 3-0	Roark-Wisler-Papelbon	19,400	0-8	5	-6.5
4/14	at WSH	R-D	L, 6-2	Strasburg-Teheran-None	21,144	0-9	5	-7.5
4/15	at MIA	R-N	W 6-3	Ogando-Phelps-Vizcaino	18,071	1-9	5	-7.5
4/16	at MIA	R-N	W, 6-4	Norris-Koehler-Grilli	33,123	2-9	5	-7.5
4/17	at MIA	R-D	W, 6-5 (10)	Grilli-Jackson-Wisler	24,780	3-9	5	-6.5
4/18	OPEN DATE					3-9	5	-6.0
4/19	LAD	H-N	W, 8-1	Weber-Wood-None	14,160	4-9	5	-6.0
4/20	LAD	H-N	L, 5-3 (10)	Blanton-Grilli-Jansen	16,087	4-10	5	-7.0
4/21	LAD	H-D	L, 2-1 (10)	Hatcher-Ogando-Jansen	18,431	4-11	5	-7.0
4/22	NYM	H-N	L, 6-3	Harvey-Norris-Familia	21,173	4-12	5	-8.0
4/23	NYM	H-N	L, 8-2	Matz-Chacin-None	35,230	4-13	5	-9.0
4/24	NYM	H-D	L, 3-2	deGrom-Blair-Familia	32,085	4-14	5	-10.0
4/25	BOS	H-N	L, 1-0	Porcello-Teheran-Kimbrel	22,735	4-15	5	-10.5
4/26	BOS	H-N	L, 11-4	Price-Wisler-None	23,487	4-16	5	-10.5
4/27	at BOS	R-N	L, 9-4	Wright-Norris-None	33,380	4-17	5	-10.5
4/28	at BOS	R-N	W, 5-3	Chacin-Buchholz-Vizcaino	32,232	5-17	5	-9.5
4/29	at CHI	R-D	L, 6-1	Strop-Johnson-None	34,007	5-18	5	-10.5
4/30	at CHI	R-D	PPD	(Re-scheduled for July 7)			5	-11.0
<b>APRIL TOTALS</b>				<b>331,710 (25,516 average in 13 dates)</b>		<b>5-18</b>		
5/1	at CHI	R-D	W, 4-3 (10)	Vizcaino-Rondon-Grilli	40,164	6-18	5	-11.0
5/2	at NYM	R-N	L, 4-1	Colon-Foltynewicz-None	23,847	6-19	5	-12.0
5/3	at NYM	R-N	W, 3-0	Wisler-Harvey-Vizcaino	27,356	7-19	5	-11.0
5/4	at NYM	R-D	L, 8-0	Matz-Chacin-None	31,783	7-20	5	-11.5
5/5	OPEN DATE					7-20	5	-11.5
5/6	ARI	H-N	L, 7-2	Greinke-Blair-None	23,514	7-21	5	-11.5
5/7	ARI	H-N	L, 3-2	Miller-Norris-Ziegler	22,178	7-22	5	-11.5
5/8	ARI	H-D	L, 5-3 (8)	Delgado-Johnson-Ziegler	17,106	7-23	5	-12.5
5/9	OPEN DATE					7-23	5	-12.5
5/10	PHI	H-N	L, 3-2	Morgan-Wisler-Gomez	14,490	7-24	5	-12.5
5/11	PHI	H-N	W, 5-1	Perez-Eickhoff-None	13,760	8-24	5	-12.5
5/12	PHI	H-N	L, 7-4 (10)	Bailey-Grilli-Gomez	15,643	8-25	5	-12.5
5/13	at KC	R-N	L, 5-1	Volquez-Teheran-None	33,132	8-26	5	-13.5
5/14	at KC	R-N	W, 5-0	Foltynewicz-Gee-None	36,451	9-26	5	-13.0
5/15	at KC	R-D	L, 4-2 (13)	Wang-O'Flaherty-None	33,861	9-27	5	-13.0
5/16	at PIT	R-N	L, 8-5	Niese-Perez-Melancon	16,905	9-28	5	-13.5
5/17	at PIT	R-N	L, 12-9	Nicasio-Blair-Melancon	19,400	9-29	5	-13.5
5/18	at PIT	R-N	W, 3-0	Teheran-Liriano-Vizcaino	18,201	10-29	5	-13.5
5/19	at PIT	R-N	L, 8-2	Locke-Foltynewicz-None	23,074	10-30	5	-14.5
5/20	at PHI	R-N	W, 5-1	Wisler-Nola-None	27,257	11-30	5	-14.5
5/21	at PHI	R-D	W, 2-0	Perez-Morgan-Vizcaino	20,196	12-30	5	-13.5
5/22	at PHI	R-D	L, 5-0	Eickhoff-Kelly-None	23,367	12-31	5	-14.5
5/23	OPEN DATE					12-31	5	-14.0
5/24	MIL	H-N	L, 2-1	Blazek-Norris-Jeffress	15,185	12-32	5	-15.0
5/25	MIL	H-N	L, 3-2 (13)	Blazek-Kelly-Torres	12,869	12-33	5	-15.0
5/26	MIL	H-N	L, 6-2	Peralta-Wisler-Torres	14,885	12-34	5	-16.0
5/27	MIA	H-N	W, 4-2	Krol-Phelps-Vizcaino	19,325	13-34	5	-15.0
5/28	MIA	H-D	W, 7-2	O'Flaherty-Urena-None	33,879	14-34	5	-14.0
5/29	MIA	H-N	L, 7-3	Koehler-Teheran-None	50,247*	14-35	5	-15.0
5/30	SF	H-D	W, 5-3	Foltynewicz-Samardzija-None	23,147	15-35	5	-15.0
5/31	SF	H-N	L, 4-0	Peavy-Wisler-None	15,723	15-36	5	-16.0
<b>MAY TOTALS</b>				<b>291,951 (20,854 average in 14 dates)</b>		<b>9-19</b>		
6/1	SF	H-N	W, 5-4 (11)	Withrow-Law-None	15,107	16-36	5	-16.0
6/2	SF	H-D	L, 6-0	Bumgarner-Blair-None	15,983	16-37	5	-16.5
6/3	at LAD	R-N	L, 4-2	Maeda-Teheran-Jansen	46,366	16-38	5	-16.5
6/4	at LAD	R-N	L, 4-0	Kershaw-Norris-None	47,126	16-39	5	-16.5

Date	Opp.	H/R D/N	Time/ Result	Winner-Loser-Save	Attendance	W-L	Position	GA GB
6/5	at LAD	R-D	L, 12-6	Kazmir-Wisler-None	47,950	16-40	5	-17.5
6/6	at SD	R-N	L, 7-2	Friedrich-Perez-None	20,203	16-41	5	-18.0
6/7	at SD	R-N	L, 4-3	Thornton-Vizcaino-None	22,198	16-42	5	-19.0
6/8	at SD	R-D	W, 4-2	Teheran-Pomeranz-Vizcaino	22,248	17-42	5	-18.5
6/9	OPEN DATE					17-42	5	-18.5
6/10	CHI	H-N	W, 5-1	Norris-Hammel-None	30,547	18-42	5	-18.5
6/11	CHI	H-D	L, 8-2	Arrieta-Wisler-None	43,114	18-43	5	-19.5
6/12	CHI	H-D	L, 8-2	Lester-Gant-None	31,625	18-44	5	-20.5
6/13	CIN	H-N	L, 9-8	Ohlendorf-Vizcaino-Cingrani	13,198	18-45	5	-21.5
6/14	CIN	H-N	L, 3-1	Finnegan-Teheran-Wood	13,176	18-46	5	-21.5
6/15	CIN	H-N	W, 9-8 (13)	Ogando-Simon-None	14,953	19-46	5	-21.5
6/16	CIN	H-D	W, 7-2	Wisler-Straily-None	21,885	20-46	5	-21.5
6/17	at NYM	R-N	W, 5-1	Gant-Harvey-None	40,148	21-46	5	-21.5
6/18	at NYM	R-N	W, 4-3	Alvarez-Reed-Johnson	32,134	22-46	5	-20.5
6/19	at NYM	R-D	W, 6-0	TEHERAN-deGrom-None	41,576	23-46	5	-19.5
6/20	OPEN DATE					23-46	5	-19.0
6/21	at MIA	R-N	W, 3-2 (10)	Withrow-Barracough-Vizcaino	19,961	24-46	5	-18.0
6/22	at MIA	R-D	L, 3-0	Conley-Gant-Ramos	22,642	24-47	5	-18.0
6/23	NYM	H-N	W, 4-3	Johnson-Reed-Vizcaino	22,324	25-47	5	-17.5
6/24	NYM	H-N	L, 8-6	Robles-Blair-Familia	25,565	25-48	5	-17.5
6/25	NYM	H-N	L, 1-0 (11)	Reed-Alvarez-Familia	40,879	25-49	5	-17.5
6/26	NYM	H-D	W, 5-2	Norris-Colon-Vizcaino	20,484	26-49	5	-17.5
6/27	CLE	H-N	L, 8-3	Bauer-Jenkins-None	15,538	26-50	5	-18.5
6/28	CLE	H-N	L, 5-3	Klubner-Vizcaino-Allen	19,206	26-51	5	-19.5
6/29	CLE	H-N	L, 3-0	Salazar-De La Cruz-Allen	16,600	26-52	5	-20.5
6/30	MIA	H-N	W, 8-4	Alvarez-Chen-None	16,097	27-52	5	-20.5
<b>JUNE TOTALS</b>				<b>376,281 (22,134 average in 17 dates)</b>		<b>12-16</b>		
7/1	MIA	H-N	L, 7-5 (12)	Wittgren-Kelly-McGowen	32,036	27-53	5	-21.5
7/2	MIA	H-D	W, 9-1	Harrell-Fernandez-None	23,448	28-53	5	-20.5
7/3	MIA	H-N	L, 5-2	Conley-Wisler-None	12,582*	28-54	5	-21.5
7/4	at PHI	R-D	L, 8-2	Eickhoff-De La Cruz-None	19,064	28-55	5	-21.5
7/5	at PHI	R-N	L, 5-1	Eflin-Foltynewicz-None	18,426	28-56	5	-21.5
7/6	at PHI	R-D	L, 4-3	Neris-Vizcaino-Gomez	19,211	28-57	5	-22.5
7/7	at CHI	R-N	W, 4-3 (11)	Alvarez-Patton-Cabrera	41,480	29-57	5	-21.5
7/8	at CWS	R-N	W, 11-8	Wisler-Sale-None	26,199	30-57	5	-21.5
7/9	at CWS	R-D	L, 5-4	Quintana-Teheran-Jones	23,888	30-58	5	-22.5
7/10	at CWS	R-D	W, 2-0	Foltynewicz-Shields-Johnson	29,156	31-58	5	-22.5
7/11	ALL-STAR BREAK						5	-22.5
7/12	87th ALL-STAR GAME			American League 4, National League 2			5	-22.5
7/13	ALL-STAR BREAK						5	-22.5
7/14	ALL-STAR BREAK						5	-22.5
7/15	COL	H-N	L, 11-2	De La Rosa-Harrell-None	27,236	31-59	5	-23.5
7/16	COL	H-N	L, 4-3	Logan-Johnson-Estevez	28,393	31-60	5	-24.5
7/17	COL	H-D	W, 1-0	Johnson-Germen-None	18,873	32-60	5	-23.5
7/18	at CIN	R-N	L, 8-2	Finnegan-Wisler-None	21,989	32-61	5	-24.0
7/19	at CIN	R-N	W, 5-4 (11)	Cabrera-Cingrani-None	23,080	33-61	5	-23.0
7/20	at CIN	R-D	L, 6-2	DeSclafani-Harrell-None	22,091	33-62	5	-24.0
7/21	at COL	R-N	L, 7-3	Bettis-Foltynewicz-None	36,527	33-63	5	-24.0
7/22	at COL	R-N	L, 4-3	Gray-De La Cruz-Estevez	35,880	33-64	5	-24.0
7/23	at COL	R-N	L, 8-4	Anderson-Wisler-None	46,195	33-65	5	-25.0
7/24	at COL	R-D	L, 7-2	Chatwood-Jenkins-None	34,695	33-66	5	-25.0
7/25	OPEN DATE					33-66	5	-25.0
7/26	at MIN	R-N	W, 2-0	Harrell-Santana-Johnson	26,690	34-66	5	-24.0
7/27	at MIN	R-N	W, 9-7	Foltynewicz-Duffy-Johnson	29,482	35-66	5	-24.0
7/28	PHI	H-N	L, 7-5	Nola-Wisler-Gomez	22,785	35-67	5	-25.0
7/29	PHI	H-N	W, 2-1	Jenkins-Velasquez-Johnson	27,732	36-67	5	-25.0
7/30	PHI	H-N	L, 9-5	Hellickson-Teheran-None	38,236	36-68	5	-25.0
7/31	PHI	H-D	W, 2-1	Cabrera-Bailey-Johnson	21,545	37-68	5	-24.0
<b>JULY TOTALS</b>				<b>191,845 (23,980 average in 8 dates)</b>		<b>8-17</b>		
8/1	OPEN DATE					37-68	5	-24.5
8/2	PIT	H-N	L, 5-3	Cole-Foltynewicz-Watson	20,633	37-69	5	-25.5
8/3	PIT	H-N	W, 8-4	Whalen-Locke-None	19,281	38-69	5	-25.5
8/4	PIT	H-N	W, 5-2	Cervena-Vogelsong-Johnson	20,527	39-69	5	-25.0
8/5	at STL	R-N	L, 1-0	Garcia-De La Cruz-Oh	42,421	39-70	5	-26.0
8/6	at STL	R-N	W, 13-5	Hernandez-Martinez-Nonw	45,468*	40-70	5	-25.0
8/7	at STL	R-D	W, 6-3	Foltynewicz-Wainwright-Johnson	42,960	41-70	5	-25.0

Date	Opp.	H/R D/N	Time/ Result	Winner-Loser-Save	Attendance	W-L	Position	GA GB
8/8	at MIL	R-N	W, 4-3 (12)	Cuniff-Torres-Johnson	20,976	42-70	5	-24.5
8/9	at MIL	R-N	W, 2-1	Jenkins-Peralta-Cabrera	20,048	43-70	5	-23.5
8/10	at MIL	R-N	L, 4-3	Anderson-De La Cruz-Thornburg	20,035	43-71	5	-24.5
8/11	at MIL	R-D	L, 11-3	Garza-Hernandez-None	30,167	43-72	5	-25.0
8/12	at WSH	R-N	W, 8-5	Foltynewicz-Strasburg-Johnson	29,089	44-72	5	-24.0
8/13	at WSH	R-N	L, 7-6	Lopez-Whalen-Melancon	38,490*	44-73	5	-25.0
8/14	at WSH	R-D	L, 9-1	Roark-Jenkins-None	29,107	44-74	5	-26.0
8/15	OPEN DATE					44-74	5	-26.5
8/16	MIN	H-N	L, 4-2	Santana-De La Cruz-Kintzler	17,611	44-75	5	-26.5
8/17	MIN	H-N	L, 10-3	Gibson-Foltynewicz-None	19,304	44-76	5	-26.5
8/18	WSH	H-N	L, 8-3	Lopez-Whalen-None	24,099	44-77	5	-27.5
8/19	WSH	H-N	L, 7-6	Glover-Johnson-Melancon	30,292	44-78	5	-28.5
8/20	WSH	H-N	L, 11-9	Scherzer-Jenkins-Melancon	42,421	44-79	5	-29.5
8/21	WSH	H-D	W, 7-6 (10)	Ramirez-Kelley-None	25,341	45-79	5	-28.5
8/22	at ARI	R-N	L, 9-8	Burgos-Gant-None	15,789	45-80	5	-28.5
8/23	at ARI	R-N	W, 7-4	Ramirez-Barrett-Johnson	18,780	46-80	5	-27.5
8/24	at ARI	R-N	L, 10-9 (11)	Corbin-Ramirez-None	15,376	46-81	5	27.5
8/25	at ARI	R-N	W, 3-1	Wisler-Ray-Johnson	18,698	47-81	5	-27.5
8/26	at SF	R-N	L, 7-0	Samardzija-De La Cruz-None	41,283*	47-82	5	-28.5
8/27	at SF	R-N	W, 3-1	Foltynewicz-Suarez-Johnson	41,635*	48-82	5	-27.5
8/28	at SF	R-D	L, 13-4	Bumgarner-Blair-None	41,675*	48-83	5	-27.5
8/29	OPEN DATE					48-83	5	-28.0
8/30	SD	H-N	W, 7-3	Teheran-Jackson-None	20,309	49-83	5	-28.0
8/31	SD	H-N	W, 8-1	Wisler-Clemens-None	20,899	50-83	5	-28.0
<b>AUGUST TOTALS</b>				<b>260,717 (23, 701 average in 11 dates)</b>		<b>13-16</b>		
9/1	SD	H-D	W, 9-6	Foltynewicz-Cozart-Johnson	22,253	51-83	5	-27.0
9/2	at PHI	R-N	W, 8-4	Cabrera-Gomez-None	17,175	52-83	5	-27.0
9/3	at PHI	R-N	W, 6-4 (10)	Bradley-Ramos-Cabrera	19,453	53-83	5	-26.5
9/4	at PHI	R-D	W, 2-0	Teheran-Thompson-Johnson	21,322	54-83	5	-25.5
9/5	at WSH	R-D	L, 6-4	Scherzer-Weber-None	26,005	54-84	5	-26.5
9/6	at WSH	R-N	L, 9-6	Glover-Ramirez-Melancon	17,161	54-85	5	-27.5
9/7	at WSH	R-N	L, 5-4 (11)	Latos-Bradley-None	19,894	54-86	5	-28.5
9/8	OPEN DATE					54-86	5	-28.0
9/9	NYM	H-N	L, 6-4	Robles-Cabrera-Familia	28,225	54-87	5	-29.0
9/10	NYM	H-N	W, 4-3 (10)	Withrow-Goeddel-None	47,841	55-87	5	-29.0
9/11	NYM	H-D	L, 10-3	Lugo-Perez-None	32,829	55-88	5	-30.0
9/12	MIA	H-N	W, 12-7	Roe-Ellington-None	18,271	56-88	5	-30.0
9/13	MIA	H-N	L, 7-5	Nicolino-Wisler-Ramos	20,125	56-89	5	-30.0
9/14	MIA	H-N	L, 7-5	Fernandez-Teheran-Ramos	21,498	56-90	5	-31.0
9/15	OPEN DATE					56-90	5	-31.0
9/16	WSH	H-N	L, 7-2	Scherzer-Gant-None	33,618	56-91	5	-32.0
9/17	WSH	H-D	W, 7-3	Collmenter-Gonzalez-None	36,016	57-91	5	-31.0
9/18	WSH	H-D	W, 6-2 (7)	Wisler-Ross-None	37,296	58-91	5	-30.0
9/19	at NYM	R-N	W, 7-3	Blair-Syndergaard-None	29,665	59-91	5	-29.0
9/20	at NYM	R-N	W, 5-4	Teheran-Gsellman-Johnson	30,761	60-91	5	-28.0
9/21	at NYM	R-N	W, 4-3	Krol-Familia-Johnson	32,187	61-91	5	-28.0
9/22	at MIA	R-N	W, 6-3	Collmenter-Urena-Cabrera	22,086	62-91	5	-27.5
9/23	at MIA	R-N	W, 3-2	Wisler-Ramos-Cabrera	23,924	63-91	5	-26.5
9/24	at MIA	R-N	L, 6-4	Ellington-Blair-Ramos	26,178	63-92	5	-27.5
9/25	at MIA	R-D		Game cancelled due to the passing of MIA P Jose Fernandez				
9/26	OPEN DATE						5	-27.5
9/27	PHI	H-N	W, 7-6	Cabrera-Hernandez-Johnson	22,348	64-92	5	-27.5
9/28	PHI	H-N	W, 12-2	Foltynewicz-Morgan-None	22,104	65-92	5	-26.5
9/29	PHI	H-N	W, 5-2	Cabrera-Gomez-None	32,121	66-92	5	-26.5
9/30	DET	H-N	L, 6-2	Norris-Wisler-None	41,500	66-92	5	-26.5
<b>SEPTEMBER TOTALS</b>				<b>393,941 (30,303 average in 13 dates)</b>		<b>16-10</b>		
10/1	DET	H-N	W, 4-2	Blair-Zimmerman-Johnson	40,124	67-92	5	-26.5
10/2	DET	H-D	W, 1-0	Teheran-Verlander-Johnson	51,220*	68-93	5	-26.5
<b>OCTOBER TOTALS</b>				<b>91,344 (40,124 average in 1 date)</b>		<b>2-0</b>		
<b>SEASON TOTALS</b>				<b>2,020,914 (24,950 in 81 dates)</b>		<b>68-93</b>		

\* Sellout  
Pitchers in CAPS indicates complete game

# 2016-17 BRAVES TRANSACTIONS

**February 25:** Opened spring training with 70 players.

**March 5:** Reassigned C Joe Odom, C Matt Kennelly, C Braeden Schlehuber, OF Braxton Davidson and OF Matt Tuiasosopo to minor league camp. Released RHP David Carpenter and RHP Ryan Kelly.

**March 12:** Optioned RHP Danny Burawa, RHP Tyrell Jenkins, RHP Casey Kelly and INF Daniel Castro to Gwinnett (AAA). Optioned RHP Mauricio Cabrera to Mississippi (AA). Reassigned RHP Chris Ellis, RHP Madison Younginer, LHP David Holmberg, LHP Sean Newcomb, INF Chase d'Arnaud, INF Nate Freiman, INF Rio Ruiz to minor league camp. Released RHP Chris Volstad and RHP Kyle Kendrick.

**March 14:** Optioned RHP Chris Withrow to Gwinnett (AAA). Optioned LHP Matt Marksberry (AA) to Mississippi. Reassigned LHP Hunter Cervenka to minor league camp.

**March 18:** Optioned OF Mallex Smith to Gwinnett (AAA). Reassigned INF Dansby Swanson, INF Ozzie Albies, RHP Aaron Blair, and RHP Lucas Sims to minor league camp. Returned Rule 5 draft selection LHP Evan Rutckyj to the New York Yankees.

**March 19:** Claimed LHP Jesse Biddle off waivers from the Pittsburgh Pirates.

**March 26:** Optioned LHP Ian Krol and RHP Ryan Weber to Gwinnett (AAA). Reassigned INF Reid Brignac and C Williams Astudillo to minor league camp.

**March 27:** Acquired LHP Eric O'Flaherty from Pittsburgh for cash considerations. Acquired INF/OF Tyler Moore from Washington for INF Nate Freiman.

**March 28:** Granted INF/OF Nick Swisher his unconditional release. Reassigned LHP Alex Torres to minor league camp.

**March 30:** Optioned RHP Mike Foltyniewicz to Gwinnett (AAA). Reassigned C Ryan Lavarnway and C Blake Lalli to minor league camp. Signed OF Drew Stubbs to a minor-league contract with an invitation to Major League spring training.

**March 31:** Announced RHP Carlos Torres opted out of his minor-league contract.

**April 2:** Purchased the contract of OF Jeff Francoeur from Gwinnett (AAA). Selected the contracts of OF Drew Stubbs and RHP Alexi Ogando from Gwinnett (AAA). Designated OF Michael Bourn and INF/OF Emilio Bonifacio for assignment. Reassigned RHP Jhoulys Chacin to Gwinnett (AAA). Placed LHP Manny Banuelos (left elbow inflammation) on the 15-day disabled list.

**April 3:** Placed LHP Jesse Biddle (recovering from "Tommy John" surgery), LHP Andrew McKirahan (recovering from "Tommy John" surgery) and Shea Simmons (recovering from "Tommy John" surgery) on the 15-day disabled list.

**April 10:** Recalled RHP Chris Withrow from Gwinnett (AAA). Placed OF Ender Inciarte on the 15-day disabled list with a left hamstring strain, retroactive to April 9. Optioned RHP John Gant to Gwinnett.

**April 11:** Recalled OF Mallex Smith from Gwinnett (AAA). Placed RHP Dan Winkler on the 15-day disabled list with a fractured right elbow. Selected the contract of RHP Joel De La Cruz from Gwinnett (AAA). Selected the contract of LHP Hunter Cervenka from Mississippi (AA). Designated RHP Jose Ramirez for assignment. Transferred LHP Andrew McKirahan to the 60-day disabled list.

**April 12:** Optioned RHP Joel De La Cruz to Gwinnett (AAA). Transferred LHP Jesse Biddle to the 60-day disabled list. Selected the contract of RHP Jhoulys Chacin from Gwinnett (AAA).

**April 13:** Placed OF Hector Olivera on the Restricted List. Recalled INF Daniel Castro from Gwinnett.

**April 18:** Placed INF Gordon Beckham on the 15-day disabled list, retroactive to April 17, with a strained left hamstring. Recalled RHP Ryan Weber from Gwinnett (AAA).

**April 20:** Optioned RHP Williams Perez to Gwinnett (AAA). Recalled RHP Casey Kelly from Gwinnett.

**April 22:** Optioned RHP Casey Kelly to Gwinnett (AAA).

**April 23:** Recalled LHP Matt Marksberry from Mississippi (AA).

**April 24:** Selected the contract of RHP Aaron Blair from Gwinnett (AAA). Optioned LHP Matt Marksberry to Gwinnett (AAA).

**April 26:** Optioned RHP Ryan Weber to Gwinnett (AAA). Outrighted RHP Danny Burawa off the 40-man roster.

**April 27:** Recalled RHP John Gant from Gwinnett (AAA).

**April 30:** Optioned RHP Chris Withrow to Gwinnett (AAA).

**May 1:** Optioned RHP John Gant to Gwinnett (AAA).

**May 2:** Recalled RHP Mike Foltyniewicz from Gwinnett (AAA). Selected the contracts of INF/OF Chase d'Arnaud, OF Matt Tuiasosopo and INF Reid Brignac from Gwinnett. Optioned INF Jace Peterson to Gwinnett (AAA). Designated OF Drew Stubbs for assignment.

**May 6:** Optioned INF/OF Adonis Garcia to Gwinnett (AAA).

**May 7:** Returned OF Ender Inciarte from his rehabilitation assignment and reinstated him from the 15-day disabled list.

**May 9:** Returned INF Gordon Beckham from his rehabilitation assignment and reinstated him from the 15-day disabled list. Designated OF Matt Tuiasosopo for assignment.

**May 10:** Recalled LHP Ian Krol from Gwinnett (AAA). Placed RHP Jim Johnson on the 15-day disabled list with right groin strain.

**May 11:** Traded RHP Jhoulys Chacin to the Los Angeles Angels in exchange for minor league LHP Adam McCreery. Recalled RHP Williams Perez from Gwinnett (AAA).

**May 16:** RHP Shae Simmons began a rehabilitation assignment with Gwinnett (AAA).

**May 17:** Dismissed Manager Fredi Gonzalez and Bench Coach Carlos Tosca. Named Brian Snitker interim manager, Marty Reed bullpen coach, Terry Pendleton bench coach and Eddie Perez first base coach. Optioned RHP Aaron Blair to Gwinnett (AAA).

**May 18:** Recalled RHP John Gant from Gwinnett.

**May 20:** Optioned RHP John Gant to Gwinnett (AAA). Selected the contract of RHP Joel De La Cruz from Gwinnett.

**May 22:** Optioned RHP Joel De La Cruz to Gwinnett (AAA). Recalled RHP Casey Kelly from Gwinnett.

**May 23:** Acquired LHP Brian Matusz and Competitive Balance Draft Pick No. 76 in the 2016 First-Year Player Draft from the Baltimore Orioles in exchange for minor-league RHP Brandon Barker and minor-league LHP Trevor Belicek. Reinstated LHP Manny Banuelos from the 15-day disabled list and optioned him to Gwinnett (AAA).

**May 24:** Designated LHP Brian Matusz for assignment.

**May 25:** Claimed LHP Dario Alvarez off waivers from the New York Mets. Assigned him to Gwinnett (AAA).

**May 26:** Designated INF Reid Brignac for assignment. Recalled RHP Chris Withrow from Gwinnett (AAA).

**May 27:** Optioned RHP Casey Kelly to Gwinnett (AAA). Recalled OF/INF Adonis Garcia from Gwinnett (AAA).

**May 28:** Placed INF Erick Aybar on the 15-day disabled list with right foot contusion. Recalled RHP Aaron Blair from Gwinnett (AAA).

**May 31:** Acquired minor leaguer RHP Sean Ratcliffe from the Toronto Blue Jays in exchange for RHP Jason Grilli and cash considerations. Recalled RHP Ryan Weber from Gwinnett (AAA).

**June 2:** Placed INF Gordon Beckham on the 15-day disabled list with a left hamstring strain. Selected the contract of INF Brandon Snyder from Gwinnett (AAA). Optioned RHP Ryan Weber to Gwinnett (AAA).

**June 3:** Returned RHP Jim Johnson from his rehabilitation assignment and reinstated him from the 15-day disabled list.

**June 4:** Placed RHP Mike Foltyniewicz on the 15-day disabled list, retroactive to May 31, with right elbow soreness. Recalled RHP John Gant from Gwinnett (AAA).

**June 6:** Recalled RHP Casey Kelly from Gwinnett (AAA). Optioned RHP John Gant to Gwinnett.

**June 7:** Placed RHP Williams Perez on the 15-day disabled list with a right rotator cuff strain.

**June 8:** Acquired minor-league RHP Akeel Morris from the New York Mets in exchange for INF/OF Kelly Johnson. Recalled RHP John Gant from Gwinnett.

**June 10:** Recalled INF/OF Jace Peterson from Gwinnett (AAA).

**June 12:** Returned INF Erick Aybar from his rehabilitation assignment and reinstated him from the 15-day disabled list. Optioned INF Daniel Castro to Gwinnett (AAA).

**June 13:** Placed LHP Eric O'Flaherty on the 15-day disabled list, retroactive to June 12, with a right knee strain. Recalled RHP Ryan Weber from Gwinnett (AAA).

**June 14:** Optioned RHP Ryan Weber to Gwinnett (AAA). Recalled LHP Dario Alvarez from Gwinnett.

**June 16:** Recalled RHP Tyrell Jenkins from Gwinnett (AAA). Optioned RHP Casey Kelly to Gwinnett.

**June 20:** Placed OF Mallex Smith on the 15-day disabled list with a fractured left thumb.

**June 21:** Selected the contract of INF/OF Emilio Bonifacio from Gwinnett (AAA).

**June 24:** Optioned RHP Aaron Blair to Gwinnett (AAA).

**June 25:** Recalled LHP Matt Marksberry from Gwinnett.

**June 27:** Designated RHP Alexi Ogando for assignment. Recalled RHP Mauricio Cabrera from Mississippi (AA).

**June 28:** Placed RHP John Gant on the 15-day disabled list with a left oblique strain. Recalled RHP Casey Kelly from Gwinnett (AAA). Optioned LHP Matt Marksberry to Gwinnett.

**June 29:** Selected the contract of RHP Joel De La Cruz from Gwinnett (AAA).

**June 30:** Returned RHP Mike Foltyniewicz from his rehabilitation assignment and reinstated him from the 15-day disabled list. Acquired minor-league LHP Phil Pfeifer and minor-league RHP Caleb Dirks from Los Angeles (NL) in exchange for RHP Bud Norris, minor-league OF Dian Tescano, a player to be named later and cash considerations.

**July 1:** Optioned RHP Casey Kelly to Gwinnett.

**July 2:** Selected the contract of RHP Lucas Harrell from Gwinnett (AAA).

**July 3:** Selected the contract of OF Ronnier Mustelier from Gwinnett (AAA). Optioned OF Ronnier Mustelier to Gwinnett (AAA) following the game.

**July 7:** Returned INF Gordon Beckham from his rehabilitation assignment and reinstated him from the 15-day disabled list. Designated OF Emilio Bonifacio for assignment.

**July 15:** Placed C Tyler Flowers on the 15-day disabled list (retroactive to 7/10) with a left hand fracture. Selected the contract of C Anthony Recker from Gwinnett (AAA). Sent OF Hector Olivera on a rehabilitation assignment to the Gulf Coast League (R).

**July 16:** Placed RHP Arodys Vizcaino on the 15-day disabled list with a right oblique strain. Returned LHP Eric O'Flaherty from his rehabilitation assignment and reinstated him from the 15-day disabled list.

**June 19:** Outrighted OF Ronnier Mustelier off the 40-man roster.

**July 27:** Acquired INF Travis Demeritte for RHP Lucas Harrell and LHP Dario Alvarez.

**July 28:** Selected the contract of RHP Jose Ramirez from Gwinnett (AAA). Recalled LHP Matt Marksberry from Gwinnett. Optioned RHP Matt Wisler to Gwinnett (AAA).

**July 29:** Recalled RHP Ryan Weber from Gwinnett.

**July 30:** Acquired OF Matt Kemp and cash from San Diego in exchange for OF Hector Olivera.

**July 31:** Placed LHP Matt Marksberry on the 15-day disabled list with left rotator cuff inflammation. Recalled INF Daniel Castro from Gwinnett (AAA). Placed RHP Julio Teheran on the 15-day disabled list with a right lat strain.

**August 2:** Activated OF Matt Kemp. Optioned RHP Ryan Weber and INF Daniel Castro to Gwinnett.

**August 3:** Selected the contract of RHP Rob Whalen and RHP Brandon Cunniff from Gwinnett (AAA). Transferred RHP Dan Winkler to the 60-day disabled list.

**August 5:** Placed RHP Chris Withrow on the 15-day disabled list with right elbow inflammation.

**August 6:** Selected the contract of RHP Roberto Hernandez from Gwinnett (AAA). Acquired minor-league LHP Michael Mader and minor-league SS Anfernee Seymour from Miami in exchange for LHP Hunter Cervenka.

**August 7:** Selected the contract of RHP Madison Younginer from Gwinnett (AAA). Designated OF/INF Brandon Snyder for assignment. Claimed RHP Chaz Roe on outright waivers from the Baltimore Orioles.

**August 8:** Activated RHP Chaz Roe. Returned RHP Shea Simmons from his rehabilitation assignment, reinstated him from the 15-day disabled list and optioned him to Gwinnett (AAA).



**August 10:** Claimed RHP Wilfredo Boscan on waivers from the Pittsburgh Pirates. Transferred OF Mallex Smith to the 60-day disabled list.

**August 11:** Optioned RHP Brandon Cunniff to Gwinnett (AAA).

**August 12:** Designated RHP Roberto Hernandez for assignment. Selected the contract of RHP Jason Hursh from Gwinnett (AAA). Recalled RHP Akeel Morris from Mississippi (AA). Claimed INF/OF Kyle Kubitz on waivers from the Texas Rangers and optioned him to Gwinnett (AAA). Designated LHP Manny Banuelos for assignment and released him. Optioned RHP Akeel Morris to Mississippi (AA) following the game.

**August 13:** Recalled RHP Ryan Weber from Gwinnett (AAA).

**August 16:** Acquired INF/OF Mike Aviles and minor league C Kade Scivicque from the Detroit Tigers in exchange for SS Erick Aybar.

**August 17:** Placed C A.J. Pierzynski on the 15-day disabled list with a strained left hamstring. Returned C Tyler Flowers from his rehabilitation assignment and reinstated him from the 15-day disabled list to the active roster. Selected the contract of INF Dansby Swanson from Mississippi (AA). Designated INF/OF Mike Aviles for assignment. Optioned RHP Jason Hursh to Gwinnett (AAA).

**August 18:** Returned RHP Arodys Vizcaino from his rehabilitation assignment and reinstated him from the 15-day disabled list to the active roster.

**August 19:** Placed LHP Eric O'Flaherty on the 15-day disabled list with left elbow neuritis. Returned RHP Julio Teheran from his rehabilitation assignment and reinstated him from the 15-day disabled list to the active roster.

**August 20:** Optioned RHP Tyrell Jenkins to Gwinnett (AAA).

**August 21:** Returned RHP John Gant from his rehabilitation assignment and reinstated him from the 15-day disabled list to the active roster.

**August 24:** Acquired minor-league INF Dylan Moore from Texas and minor-league C Matt Foley from Miami in a three-team trade. Sent OF Jeff Francoeur to Miami and International Bonus Pool Slot No. 93 to Texas.

**August 25:** Placed RHP Rob Whalen on the 15-day disabled list with right shoulder fatigue. Optioned RHP Madison Younginer to Gwinnett (AAA). Recalled RHP Matt Wisler from Gwinnett (AAA). Recalled RHP Brandon Cunniff from Gwinnett. Selected the contract of INF/OF Brandon Snyder from Gwinnett.

**August 27:** Optioned RHP John Gant to Gwinnett (AAA).

**August 28:** Recalled RHP Aaron Blair from Gwinnett (AAA).

**August 30:** Placed RHP Arodys Vizcaino on the 15-day disabled list with right shoulder inflammation, retroactive to August 28. Optioned RHP Brandon Cunniff to Gwinnett (AAA). Recalled RHP John Gant from Gwinnett (AAA). Recalled RHP Shae Simmons from Gwinnett.

**September 1:** Returned C A.J. Pierzynski from his rehabilitation assignment and reinstated him from the 15-day disabled list to the active roster. Returned RHP Chris Withrow from his rehabilitation assignment and reinstated him from the 15-day disabled list to the active roster. Selected the contract of LHP Jed Bradley from Gwinnett (AAA). Transferred LHP Eric O'Flaherty from the 15-day disabled list to the 60-day disabled list.

**September 2:** Returned RHP Williams Perez from his rehabilitation assignment and reinstated him from the 60-day disabled list to the active roster. Outrighted RHP Madison Younginer off the 40-man roster.

**September 3:** Placed RHP Aaron Blair on the 15-day disabled list (retroactive to 8/31) with a left knee strain. Recalled RHP Brandon Cunniff from Gwinnett (AAA).

**September 11:** Placed C A.J. Pierzynski on the 15-day disabled list with a left hamstring strain. Selected the contract of C/1B Blake Lalli from Gwinnett (AAA).

**September 9:** Recalled INF Daniel Castro from Gwinnett (AAA).

**September 16:** Returned OF Mallex Smith from his rehabilitation assignment and reinstated him from the 15-day disabled list to the active roster. Selected the contract of Josh Collmenter from Gwinnett (AAA). Transferred LHP Matt Marksberry to the 60-day disabled list.

**September 17:** Recalled RHP Tyrell Jenkins from Gwinnett (AAA). Selected the contract of INF/OF Emilio Bonifacio from Gwinnett. Selected the contract of 3B Rio Ruiz from Gwinnett. Transferred C A.J. Pierzynski to the 60-day disabled list. Transferred RHP Rob Whalen to the 60-day disabled list.

**September 18:** Returned RHP Aaron Blair from his rehabilitation assignment and reinstated him from the 15-day disabled list to the active roster.

**September 27:** Acquired minor-league INF Rich Rodriguez from the San Francisco Giants in exchange for INF Gordon Beckham.

**October 2:** Agreed to terms with RHP Jim Johnson on a two-year contract extension through the 2018 season.

**October 7:** Outrighted RHP Joel De La Cruz, C Blake Lalli and UTU Brandon Snyder off the Major League roster. RHP Jed Bradley was claimed off waivers by the Baltimore Orioles.

**October 11:** Named Brian Snitker as the club's manager for the 2017 season, with a club option for 2018. Exercised 2017 contract options on bench coach Terry Pendleton, first base coach Eddie Perez, hitting coach Kevin Seitzer and assistant hitting coach Jose Castro. Renewed the contract of bullpen coach Marty Reed. Named Chuck Hernandez Hernandez pitching coach, Ron Washington third base coach and Bo Porter as a special assistant to the general manager. Outrighted INF Daniel Castro, LHP Matt Marksberry and RHP Andrew McKirhan off the Major League roster.

**October 16:** Agreed to terms with free-agent minor league C Blake Lalli on a one-year contract for the 2017 season with an invitation to Major League spring training.

**October 25:** Agreed to terms with free-agent minor league RHP Sam Freeman on a one-year contract for the 2017 season with an invitation to Major League spring training.

**November 2:** Outrighted RHPs Brandon Cunniff and Casey Kelley off the Major League roster. RHP Ryan Weber was claimed off waivers by the Seattle Mariners.

**November 3:** INF/OF Emilio Bonifacio, LHP Eric O'Flaherty and C A.J. Pierzynski declared free agency. Named Dom Chiti as the director of pitching and Dave Wallace as a special assistant to pitching.

**November 9:** Agreed to terms with RHP Josh Collmenter on a one-year contract for the 2017 season, thus avoiding salary arbitration.

**November 12:** Agreed to terms with free-agent minor league RHP Jordan Walden on a one-year contract for the 2017 season with an invitation to Major League spring training.

**November 16:** Agreed to terms with free-agent minor league C David Freitas on a one-year contract for the 2017 season with an invitation to Major League spring training.

**November 17:** Agreed to terms with free-agent RHP Bartolo Colon on a one-year contract for the 2017 season. Agreed to terms with free-agent minor league LHP Adam Kolarek on a one-year contract for the 2017 season with an invitation to Major League spring training.

**November 18:** Selected the contracts of LHP Max Fried, RHP Lucas Sims and INF Johan Comargo to the Major League roster. Claimed INF Tuffy Gosewisch off waivers from the Arizona Diamondbacks.

**November 21:** Agreed to terms with RHP R.A. Dickey on a one-year contract through the 2017 season with a club option for the 2018 season.

**November 28:** Acquired OF Alex Jackson and a player to be named later (LHP Tyler Pike) from the Seattle Mariners in exchange for RHPs Rob Whalen and Max Povse.

**November 29:** Agreed to terms with free-agent INF/OF Sean Rodriguez on a two-year contract through the 2018 season.

**November 30:** Agreed to terms with C Tuffy Gosewisch on a one-year contract for the 2017 season, thus avoiding salary arbitration.

**December 1:** Acquired LHP Jaime Garcia from the St. Louis Cardinals in exchange for RHPs Chris Ellis and John Gant and INF Luke Dykstra. Agreed to terms with free-agent minor league RHP Rhiner Cruz on a one-year contract for the 2017 season with an invitation to Major League spring training.

**December 2:** Agreed to terms with C Anthony Recker and LHP Paco Rodriguez on one-year contracts for the 2017 season, thus avoiding salary arbitration. Declined to tender a contract for the 2017 season to RHP Chris Withrow.

**December 4:** Agreed to terms with LHP Jacob Lindgren on a one-year contract for the 2017 season.

**December 8:** Selected RHP Armando Rivera from the Chicago Cubs in the Major League phase of the Rule Five draft. Acquired RHP Luke Jackson from the Texas Rangers in exchange for RHP Tyrell Jenkins and LHP Brady Feigl. Released RHP Williams Perez from the Major League roster.

**December 9:** Agreed to terms with free-agent OF Emilio Bonifacio on a one-year minor-league contract for the 2017 season with an invitation to Major League spring training. Agreed to terms with free-agent LHP John Danks on a one-year minor-league contract for the 2017 season with an invitation to Major League spring training. Received LHP Tyler Pike from the Seattle Mariners as the player to be named later in the trade with Seattle on November 28, 2016.

**December 12:** Granted RHP Williams Perez his unconditional release.

**December 22:** Agreed to terms with free-agent LHP Eric O'Flaherty on a one-year minor-league contract for the 2017 season with an invitation to Major League spring training.

**December 23:** Agreed to terms with OF Ender Inciarte on a five-year contract through the 2021 season with a club option for 2022, thus avoiding salary arbitration.

## 2017 TRANSACTIONS

**January 11:** Acquired minor-league LHPs Luis Gohara and Thomas Burrows from the Seattle Mariners in exchange for RHP Shae Simmons and OF Mallex Smith.

**January 13:** Agreed to terms with RHP Arodys Vizcaino and LHP Ian Krol on one-year contracts for the 2017 season, thus avoiding salary arbitration. Acquired INF Micah Johnson from the Los Angeles Dodgers in exchange for cash considerations.

**January 18:** Agreed to terms with free-agent RHP Blaine Boyer on a one-year minor-league contract for the 2017 season with an invitation to Major League spring training.

**January 26:** Claimed OF Adam Walker off waivers from the Baltimore Orioles. C Tuffy Gosewisch was claimed off waivers by the Seattle Mariners.

**January 30:** Agreed to terms with free-agent C Kurt Suzuki on a one-year contract for the 2017 season.

**January 31:** Outrighted OF Adam Walker off the Major League roster to Gwinnett (AAA).

**February 12:** Acquired INF Brandon Phillips and cash considerations from the Cincinnati Reds in exchange for RHP Andrew McKirahan and RHP Carlos Portuondo.

**February 14:** Placed LHP Jacob Lindgren on the 60-day disabled list.

**February 18:** Opened Major League spring training with 39 roster players and 19 non-roster players.

2016 BRAVES FINAL STATISTICS

BATTING

Batter	AVG	G	AB	R	H	TB	2B	3B	HR	RBI	SH	SF	HP	BB	IBB	SO	SB	CS	DP	E
Aybar,E	.242	97	335	27	81	105	14	2	2	26	3	4	6	20	5	59	3	5	14	13
Beckham,G	.212	88	245	25	52	85	16	1	5	31	0	4	4	26	1	52	1	0	12	4
ATL	.217	85	240	25	52	85	16	1	5	30	0	3	4	26	1	50	1	0	12	4
Blair,A	.048	15	21	0	1	1	0	0	0	0	2	0	0	0	0	9	0	0	0	1
Bonifacio,E	.211	24	38	6	8	8	0	0	0	3	2	0	0	3	0	12	1	0	0	0
Brignac,R	.207	13	29	3	6	8	2	0	0	1	0	0	0	0	0	8	0	0	0	1
Castro,D	.200	47	130	8	26	27	1	0	0	7	2	0	0	7	1	24	1	1	4	0
Chacin,J	.250	5	8	0	2	2	0	0	0	1	0	0	0	0	0	1	0	0	0	0
Collmenter,J	.000	18	6	0	0	0	0	0	0	0	1	0	0	0	0	6	0	0	0	0
ATL	.000	3	6	0	0	0	0	0	0	0	1	0	0	0	0	6	0	0	0	0
D'Arnaud,C	.245	84	233	24	57	78	14	2	1	21	0	3	3	23	1	50	9	3	5	2
De La Cruz,J	.188	22	16	0	3	3	0	0	0	1	2	0	0	0	0	8	0	0	1	1
Flowers,T	.270	83	281	27	76	118	18	0	8	41	0	4	11	29	1	91	0	0	3	3
Foltyniewicz,M	.139	22	36	3	5	6	1	0	0	1	5	0	0	1	0	19	0	0	0	0
Francoeur,J	.254	125	307	33	78	116	15	1	7	34	1	3	0	20	2	90	2	2	5	3
ATL	.249	99	257	29	64	98	13	0	7	33	0	3	0	16	2	75	2	0	4	3
Freeman,F	.302	158	589	102	178	335	43	6	34	91	0	5	10	89	18	171	6	1	12	5
Gant,J	.000	20	7	0	0	0	0	0	0	0	3	0	0	0	0	1	0	0	0	0
Garcia,A	.273	134	532	65	145	216	29	0	14	65	0	0	6	24	4	93	3	2	18	18
Harrell,L	.000	5	8	0	0	0	0	0	0	0	0	0	0	0	0	2	0	0	0	1
Hernandez,R	.000	2	4	0	0	0	0	0	0	0	0	0	0	0	0	3	0	0	0	0
Inciarte,E	.291	131	522	85	152	199	24	7	3	29	5	2	4	45	5	68	16	7	8	4
Jenkins,T	.000	14	13	0	0	0	0	0	0	0	4	0	0	0	0	4	0	0	0	0
Johnson,J	.000	65	1	0	0	0	0	0	0	0	0	0	0	0	0	1	0	0	0	0
Johnson,K	.247	131	304	25	75	119	14	0	10	34	0	2	2	25	2	65	4	0	6	8
ATL	.215	49	121	8	26	35	6	0	1	10	0	1	0	10	1	25	1	0	4	6
Kelly,C	.000	10	2	0	0	0	0	0	0	0	1	0	0	0	0	1	0	0	0	0
Kemp,M	.268	156	623	89	167	311	39	0	35	108	0	12	1	36	6	156	1	0	17	3
ATL	.280	56	214	35	60	111	15	0	12	39	0	6	1	20	3	56	1	0	9	1
Krol,I	.000	63	1	0	0	0	0	0	0	0	0	0	0	0	0	0	0	0	0	1
Lalli,B	.154	10	13	0	2	3	1	0	0	1	0	0	0	0	0	3	0	0	1	0
Markakis,N	.269	158	599	67	161	238	38	0	13	89	0	9	5	71	9	101	0	2	16	4
Norris,B	.222	35	27	2	6	8	0	1	0	1	7	0	1	3	0	7	0	0	0	1
ATL	.167	22	12	1	2	4	0	1	0	0	6	0	1	3	0	5	0	0	0	1
Olivera,H	.211	6	19	2	4	5	1	0	0	2	0	1	0	1	0	5	0	0	1	0
Perez,W	.000	11	17	0	0	0	0	0	0	0	2	0	0	0	0	5	0	0	1	0
Peterson,J	.254	115	350	45	89	128	16	1	7	29	2	3	1	52	2	69	5	5	9	13
Pierzynski,A	.219	81	247	15	54	75	15	0	2	23	0	3	3	6	1	29	1	0	13	4
Recker,A	.278	33	90	6	25	39	8	0	2	15	3	1	2	16	1	22	1	0	0	1
Ruiz,R	.286	5	7	1	2	4	0	1	0	2	0	0	0	0	0	2	1	0	0	0
Smith,M	.238	72	189	28	45	69	7	4	3	22	3	1	2	20	0	48	16	8	3	1
Snyder,B	.239	37	46	8	11	30	5	1	4	9	0	0	0	1	0	16	0	0	1	1
Stubbs,D	.237	20	38	6	9	12	0	0	1	3	0	0	0	4	0	20	4	0	1	0
Swanson,D	.302	38	129	20	39	57	7	1	3	17	1	2	0	13	5	34	3	0	2	6
Teheran,J	.204	31	49	1	10	11	1	0	0	2	11	0	0	1	0	16	0	0	1	1
Tuiasosopo,M	.000	3	3	0	0	0	0	0	0	0	0	0	0	0	0	1	0	0	0	0
Weber,R	.000	16	6	0	0	0	0	0	0	0	0	0	0	0	0	3	0	0	0	0
Whalen,R	.200	6	10	0	2	2	0	0	0	0	1	0	0	0	0	3	0	0	0	1
Wisler,M	.152	29	46	2	7	7	0	0	0	2	5	1	0	1	0	21	0	0	2	0
ATLANTA	.255	161	5514	649	1404	2119	295	27	122	615	64	52	59	502	60	1240	75	34	145	101
OPPONENTS	.256	161	5531	779	1414	2302	263	47	177	736	52	50	70	547	55	1227	132	25	106	99

## PITCHING

Pitcher	W-L	ERA	G	GS	CG	SHO	GF	SV	IP	H	R	ER	HR	HB	BB	IBB	SO	WP	BK	OPP AVG
Alvarez,D	3-1	3.00	16	0	0	4	0	0	15.0	11	5	5	3	1	5	2	28	4	0	.200
Blair,A	2-7	7.59	15	15	0	0	0	0	70.0	82	61	59	14	6	34	4	46	0	0	.299
Bradley,J	1-1	5.14	6	0	0	1	0	0	7.0	7	4	4	0	0	6	2	4	1	0	.269
Cabrera,M	5-1	2.82	41	0	0	10	0	6	38.1	31	14	12	0	1	19	1	32	2	0	.225
Cervenka,H	1-0	3.53	68	0	0	11	0	0	43.1	31	19	17	3	1	28	5	42	6	0	.204
ATL	1-0	3.18	50	0	0	8	0	0	34.0	20	14	12	2	1	23	5	35	6	0	.175
Chacin,J	1-2	5.40	5	5	0	0	0	0	26.2	29	17	16	4	0	8	0	27	0	0	.274
Collmenter,J	3-0	3.70	18	3	0	10	0	0	41.1	36	17	17	7	3	16	1	33	0	0	.238
ATL	2-0	2.37	3	3	0	0	0	0	19.0	15	5	5	3	1	5	0	16	0	0	.221
Cunniff,B	2-0	4.24	15	0	0	3	0	0	17.0	14	9	8	2	2	9	1	16	1	0	.233
De La Cruz,J	0-7	4.88	22	9	0	2	0	0	62.2	65	40	34	10	2	22	0	37	0	0	.263
Foltynewicz,M	9-5	4.31	22	22	0	0	0	0	123.1	125	61	59	18	6	35	2	111	13	1	.263
Gant,J	1-4	4.86	20	7	0	6	0	0	50.0	54	32	27	7	2	21	3	49	4	0	.278
Grilli,J	1-2	5.29	21	0	0	8	0	2	17.0	16	11	10	2	1	13	1	23	1	0	.242
Harrell,L	2-2	3.38	5	5	0	0	0	0	29.1	25	13	11	1	3	12	0	21	3	0	.234
Hernandez,R	1-1	8.00	2	2	0	0	0	0	9.0	13	8	8	4	0	1	0	6	0	0	.351
Hursh,J	0-0	33.75	2	0	0	0	0	0	1.1	4	5	5	0	0	3	0	1	1	0	.500
Jenkins,T	2-4	5.88	14	8	0	2	0	0	52.0	55	35	34	11	1	33	1	26	1	0	.279
Johnson,J	2-6	3.06	65	0	0	36	0	20	64.2	57	23	22	3	3	20	0	68	6	0	.236
Kelly,C	0-3	5.82	10	1	0	3	0	0	21.2	30	14	14	1	2	7	3	7	1	0	.326
Krol,I	2-0	3.18	63	0	0	7	0	0	51.0	54	19	18	4	3	13	3	56	5	0	.271
Marksberry,M	0-0	5.40	4	0	0	1	0	0	3.1	5	2	2	1	1	1	0	2	0	0	.333
Norris,B	6-10	5.10	35	19	0	1	0	0	113.0	116	67	64	14	3	49	4	102	7	0	.265
ATL	3-7	4.22	22	10	0	0	0	0	70.1	68	34	33	6	2	28	1	60	3	0	.257
O'Flaherty,E	1-4	6.91	39	0	0	8	0	0	28.2	39	25	22	3	2	11	2	22	3	0	.320
Ogando,A	2-1	3.94	36	0	0	11	0	0	32.0	32	18	14	2	1	23	5	29	3	0	.274
Perez,W	2-3	6.04	11	11	0	0	0	0	53.2	57	37	36	7	2	15	3	27	4	0	.271
Ramirez,J	2-2	3.58	33	0	0	5	0	0	32.2	26	16	13	2	4	18	4	33	3	0	.220
Roe,C	1-0	3.60	21	0	0	5	0	0	20.0	14	8	8	0	1	7	1	26	0	0	.200
Simmons,S	0-0	1.35	7	0	0	2	0	0	6.2	6	1	1	0	0	0	0	3	0	0	.240
Teheran,J	7-10	3.21	30	30	1	0	1	0	188.0	157	70	67	22	9	41	2	167	7	1	.223
Vizcaino,A	1-4	4.42	43	0	0	24	0	10	38.2	37	25	19	3	1	26	3	50	3	1	.240
Weber,R	1-1	5.45	16	2	0	6	0	0	36.1	46	22	22	7	2	5	2	23	1	0	.309
Whalen,R	1-2	6.57	5	5	0	0	0	0	24.2	20	20	18	4	3	12	0	25	1	0	.217
Winkler,D	0-0	0.00	3	0	0	0	0	0	2.1	0	0	0	0	0	1	0	4	0	0	.000
Wisler,M	7-13	5.00	27	26	0	1	0	1	156.2	159	90	87	26	4	49	3	115	5	1	.259
Withrow,C	3-0	3.58	46	0	0	6	0	0	37.2	29	16	15	5	2	17	1	28	1	0	.213
Younginer,M	0-0	6.43	8	0	0	1	0	0	7.0	12	5	5	0	1	4	0	4	0	0	.400
<b>ATLANTA</b>	<b>68-93</b>	<b>4.51</b>	<b>161</b>	<b>161</b>	<b>1</b>	<b>160</b>	<b>9</b>	<b>39</b>	<b>1447.2</b>	<b>1414</b>	<b>779</b>	<b>725</b>	<b>177</b>	<b>70</b>	<b>547</b>	<b>55</b>	<b>1227</b>	<b>83</b>	<b>4</b>	<b>.256</b>
<b>OPPONENTS</b>	<b>93-68</b>	<b>3.64</b>	<b>161</b>	<b>161</b>	<b>3</b>	<b>158</b>	<b>12</b>	<b>48</b>	<b>1460.2</b>	<b>1404</b>	<b>649</b>	<b>590</b>	<b>122</b>	<b>59</b>	<b>502</b>	<b>60</b>	<b>1240</b>	<b>61</b>	<b>9</b>	<b>.255</b>

FRONT OFFICE

MANAGER &amp; STAFF

PLAYER BIOS

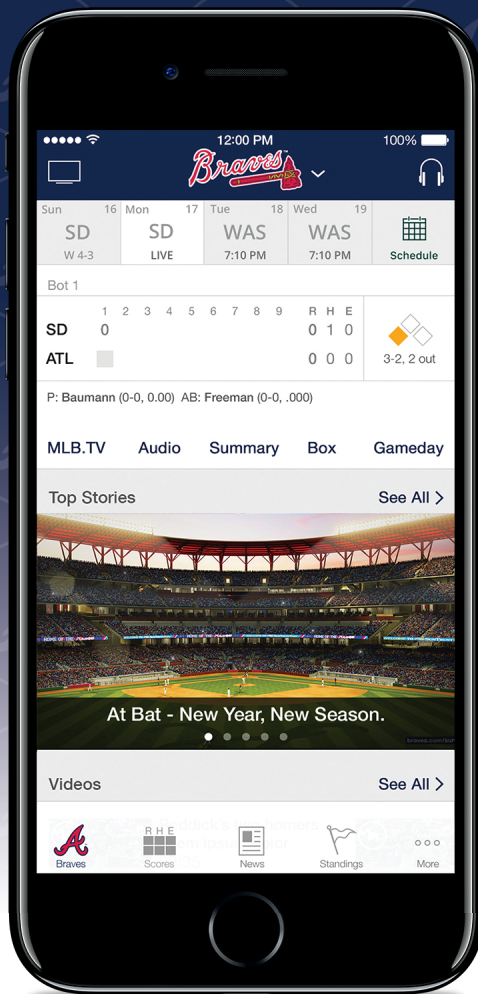
SEASON IN REVIEW

PLAYER DEVELOPMENT

BRAVES HISTORY

OPPONENTS

MISCELLANEOUS



# The #1 App for Live Braves Baseball



# At Bat®



2017 ©MLB Advanced Media, L.P. All Major League Baseball trademarks, service marks and copyrights used herein are the property of the applicable MLB entity. Visit MLB.com. All other marks used herein are trademarks of their respective owners. Photos: Getty Images.






**PLAYER DEVELOPMENT & SCOUTING**

PLAYER DEVELOPMENT, SCOUTING & MINOR LEAGUE FIELD STAFF

Dave Trembley.....	Director of Player Development/Field Coordinator
Dom Chiti.....	Director of Pitching
Jeff Datz.....	Catching Coordinator
Luis Lopez.....	Infield Coordinator
John Pierson.....	Hitting Coordinator
John "T-Bone" Shelby.....	Outfield/Baserunning Coordinator
Ralph "Rocket" Wheeler.....	On-Field Advisor, Player Development
Dave Wallace.....	Special Assistant to Pitching
Carlos Chantres.....	Special Assistant to Pitching
Lee Elia.....	Special Advisor to Player Development
Rick Slate.....	Director of Strength and Conditioning
Chris Dayton.....	Assistant Strength and Conditioning Coordinator
Jason Curry.....	Strength and Conditioning Coach - Gwinnett
Jordan Hamsley.....	Strength and Conditioning Coach - Mississippi
Frank Witkowski.....	Strength and Conditioning Coach - Florida
Aaron Williams.....	Strength and Conditioning Coach - Rome
Julio Diaz.....	Strength and Conditioning Coach - Danville
Alex Soria.....	Strength and Conditioning Coach - Gulf Coast League
Pedro Hernandez.....	Strength and Conditioning Coach - Dominican Summer League
Joe Metz.....	Minor League Medical Coordinator
Mike Maroth.....	Pitching Rehabilitation Coordinator
Kenny Dominguez.....	Assistant Rehabilitation Coordinator
Jeff Pink.....	Coordinator, Florida Operations
Isaac Mendez.....	Cultural Development Coordinator
Manny Maldonado.....	Clubhouse Attendant, Florida Operations
Kyle Clements.....	Minor League Video Coordinator



DOM CHITI  
DIRECTOR OF PITCHING

- Dom Chiti returned to the Braves organization in November of 2016 as the organization's director of pitching.
- Chiti previously worked for the club from 2009 to 2013 as a special assistant to the general manager and major league scout (2009-12) and pitching development, special assignment (2013).
- Dating to 1982, Chiti has 30-plus years working as a coach, scout and baseball operations front office member in professional baseball...He has spent his time in baseball among four teams; the Braves, Baltimore Orioles, Cleveland Indians and Texas Rangers.
- From 2014 to 2016, Chiti served as the Baltimore Orioles bullpen coach.
- From 2002 to 2008 Chiti spent seven seasons with the Texas Rangers...He served his final three (2006-08) as the Major League bullpen coach and from 2002 to 2005 he worked in a variety of roles including director of player personnel, special assistant to the general manager and advance scout.
- From 1989 to 2001, he spent 12 years working in the Cleveland Indians organization.
- In 1989, he was the Indians' roving minor league instructor until he was promoted to club's Major League bullpen coach in 1992...In 1994 he worked as an advanced scout, and in 1995 he was the pitching coach for Buffalo (AAA).
- From 1996 to 2001 he served as the club's American League advance scout.
- His coaching career began in 1982 in the Orioles organization where he spent his first nine seasons working as a minor league pitching coach and a roving pitching instructor.
- Originally selected out of Raleigh-Egypt (TN) High School by the Braves in the second round of the 1976 draft, the left-hander played from 1976 to 1980 in the Braves system before ending his career with Baltimore affiliate Hagerstown in 1981.
- Chiti, 58, attended New River Community College in Dublin, Va., and majored in accounting.
- He is the son of former Major Leaguer Harry Chiti, who spent eight-plus seasons with the Chicago Cubs, Kansas City Royals, Detroit Tigers and the New York Mets.
- Dom and his wife, Jennifer reside in Auburndale, Fla... He has two children, Morgan Bishop and John Dominic, and three stepchildren, Kira, Kassie and Krista.





## JEFF DATZ

### CATCHING COORDINATOR

- Jeff Datz is in his first season with the Braves organization as the club's catching coordinator.
- He spent the 2000 and 2001 seasons as Cleveland's minor league field coordinator after serving as a manager in the Indians system from 1993 to 1999....In 1998, he skipped Triple-A Buffalo to the International League Title.
- After retiring from his playing career in 1990, Datz began his coaching career with Watertown (R) in 1993.
- The former catcher was selected by Houston in the 18th round of the 1982 June Free-Agent Draft Datz spent seven seasons in the Astros minor league system, including all of 1988 at Tucson (AAA)...He played most of the 1989 season at Toledo (AAA) before reaching the Majors with Detroit where he appeared in seven game... He spent his final year as a player (1990) with Columbus (AAA).
- Jeff resides in Shingle Springs, Calif., with his wife Stacy.
- The 2017 season marks his return to a uniformed position after spending 2016 as a professional scout with the New York Yankees.
- Datz has spent 12 seasons as a coach at the Major League level, most recently as the Mariners third base coach from 2011 to 2013...While with Seattle, he was also responsible for coaching catchers and running spring training while with the Mariners.
- He spent the 2010 season as the Baltimore Orioles bench coach.
- Datz was a member of Cleveland's Major League coaching staff for eight seasons, from 2002 to 2009, including his final three seasons (2007-09) as the bench coach...Began the 2006 season as the third base coach before becoming the bench coach mid-season....Was the first base coach for the Tribe from 2003 to 2005....Began his first Major League season (2002) as bench coach before moving to third base following a managerial change.



## LUIS LOPEZ

### INFIELD COORDINATOR

- Luis Lopez is in his sixth season with the Atlanta Braves and his sixth as the Club's minor league infield coordinator.
- He was originally signed by the San Diego Padres as a non-drafted free agent in 1987 and spent 11 Major League seasons with the Padres (1993-94 and 1996), New York Mets (1997-99), Milwaukee Brewers (2000-02), Baltimore Orioles (2002-04) and the Cincinnati Reds (2005).
- Luis and his wife Militza Candelas reside in Cidra, PR, with their children, Gabriella Nicole, Luis Francisco, Monica Sophia, and Fernando Jose.
- Lopez joined the Braves in 2012 from the Boston Red Sox, where he served four seasons (2008-11) as a minor league hitting coach.
- He spent two seasons, 2010 and 2011, with Boston's Single-A affiliate Greenville Drive.
- In 2008 and 2009, he worked as the rookie-level Lowell Spinners hitting coach.
- The former infielder retired from professional baseball in August of 2006 and worked as an infield coordinator at the Puerto Rico Baseball Academy in Gurabo, Puerto Rico, before his first coaching position in 2008.



## JOHN PIERSON

### HITTING COORDINATOR

- The 2017 season marks John Pierson's second season as the organization's minor league hitting coordinator.
- Pierson joined the Braves in November 2015 after spending the previous 12 seasons with the Miami Marlins and the eight years prior to that with the Chicago Cubs organization.
- Dating to 1981, Pierson has 35-plus years of experience as a coach in professional and collegiate baseball, and the 2015 campaign marked his 20th season as a coach at the professional level.
- Pierson worked the majority of his 12 seasons with the Marlins as their field coordinator, from 2004 through the "first half" of the 2013 season, and again during the 2014 and 2015 seasons...He spent the "second half" of the 2013 campaign as the Marlins' Major League interim hitting coach after being named to the position on July 28.
- From 1995 to 2002, he worked eight seasons as a hitting coordinator (1998-2002) and hitting coach (1995-97) in the Cubs organization.
- Pierson also has coaching experience at the collegiate level as he spent 15 years as a coach at Grand Canyon University (1981-92) and Arizona State University (1992-95)...From 2002 to 2004, Pierson was the Athletic Director for Grand Canyon University.
- Originally drafted by the Kansas City Royals in the first round (20th overall) of the 1973 January Secondary Draft, Pierson played two seasons (1973-74) in their farm system.
- He received his bachelor's degree in secondary education from Arizona State University and his master's degree in educational leadership from Northern Arizona.
- John resides in Chandler, Ariz., with his wife Ann and their daughter Jordan.



## JOHN "T-BONE" SHELBY

### OUTFIELD AND BASERUNNING COORDINATOR

- The 2017 season is T-Bone Shelby's first season in the organization as the Club's outfield and baserunning coordinator.
- Shelby joins Atlanta's farm system after spending the 2016 campaign as the hitting coach for Triple-A Albuquerque in the Rockies system.
- Prior to his stint with Colorado, Shelby spent five seasons (2011-15) on the coaching staff of the Milwaukee Brewers after joining the organization as an outfield coach/eye in the sky in December 2010.
- From 1998 to 2010, he served 11 seasons as a first base/outfield coach for with Baltimore (2008-10), Pittsburgh (2006-07) and Los Angeles-NL (1998-2005).
- From 1994 to 1997, he managed in the Dodgers organization for four seasons, with stops at Single-A Savannah (1997), Double-A San Antonio (1995-96) and Single-A Bakersfield (1994)...He owns a managerial record of 265-296 (.481).
- Shelby began his managerial career in 1993 with Butte of the independent Pioneer League.
- The former outfielder was a first-round draft selection by the Baltimore Orioles in 1977 and went on to play 11 seasons at the Major League level with Baltimore (1981-87), Los Angeles-NL (1987-90) and Detroit (1990-91), batting .239 with 70 home runs and 313 RBI in 1,036 career games...He was a member of the 1983 world Champion Baltimore Orioles and 1988 world champion Los Angeles Dodgers.
- John resides in Lexington, Ky. with his wife Trina...The couple has six children, including sons John T. III, Jeremy, Justin, JaVon and Jaren, and a daughter named Tiara.
- Son John T. Shelby III is currently an amateur scout with the Brewers, and his son Jeremy was an outfielder in the Orioles organization in 2010...His nephew Josh Harrison, a 2014 N.L. All-Star, is an infielder for the Pittsburgh Pirates.



## RICK SLATE

### DIRECTOR OF STRENGTH AND CONDITIONING

- Promoted to his current position in December 2012, Rick Slate is in his sixth season with the Braves organization and his fifth season as the director of strength and conditioning...He joined the organization in November of 2011 and served as the Braves' minor league strength and conditioning coordinator in his first season with the Club.
- Slate, who has more than 20 years of professional baseball service, oversees all aspects of the Braves' strength and conditioning program throughout all levels of the organization.
- Slate came to the organization from the New York Mets, where he spent eight seasons (2003 to 2010), as their Major League strength and conditioning coordinator.
- From 1993 to 2001, he served as the Florida Marlins' Major League strength and conditioning coordinator.
- Slate began his professional career as the Marlins' minor league strength and conditioning coordinator and spent one year (1992) in that role prior to his promotion to the Major League club.
- From 1987 to 1991, he spent five years working as the strength and conditioning coordinator at Florida State University.
- From 2005 to 2007, he served as Vice President of the Professional Baseball Strength and Conditioning Coach Society and is a member of the National Strength and Conditioning Association.
- Rick resides in St. Augustine Beach, Fla...He has two daughters, Layla and Jada.




## RALPH "ROCKET" WHEELER

### ON-FIELD ADVISOR

- After spending his first 14 seasons in the organization as a minor league manager, Rocket Wheeler moves into an on-field advisor role for the 2017 season.
- Wheeler spent six seasons, from 2011 to 2016, skipping the Braves' High-A affiliate.
- In his 14 seasons as a minor-league manager, he has amassed a 773-862 (.473) record with the Braves organization...Overall, his managerial record is 1,343-1,470 (.477) spanning 24 seasons.
- His managerial stops within the Braves organization include rookie-level Danville (2015), rookie-level Gulf Coast League (2012-14), Double-A Mississippi (2011), High-A Myrtle Beach/Carolina (2006-10 and 2016) and Low-A Rome (2003-05).
- In 2009, he managed the Carolina League All-Star Game.
- In 2008, Wheeler garnered the prestigious honor of being named by Baseball America as the Minor League Manager of the Year, as well as the Carolina League Manager of the Year after leading Myrtle Beach to a franchise-record 89 regular-season wins.
- In 2003, he led Rome to the South Atlantic League Championship, earning Braves Minor League Manager of the Year honors.
- During the 2008 off-season, Wheeler piloted the Mesa Solar Sox of the Arizona Fall League.
- Prior to joining the Atlanta organization, he spent 26 seasons (1977-2002) in the Toronto Blue Jays organization as a player, coach and manager.
- He was named the 1999 Florida State League Manager of the Year (Dunedin Blue Jays) and in 1996 while at St. Catharines, he was awarded the inaugural Bobby Mattick Award for excellence in player development after being named the Manager of the Year in the New York-Penn League.
- His coaching career began in 1981 while he was a full-time player at Florence (A) of the South Atlantic League.
- In 1997, he was a 13th-round draft pick by the Toronto Blue Jays out of the University of Houston...He went on to play six seasons in the Toronto farm system...While playing baseball for the Cougars, he majored in health and physical education
- Rocket resides in the Myrtle Beach, S.C., area and has one son, Marty, and a daughter, Kate.





## DAVE WALLACE

### SPECIAL ASSISTANT TO PITCHING

- Dave Wallace, who has spent over 45 years as a player, coach, front office executive and advisor in professional baseball, returns to the Braves organization as a special assistant to pitching.
- Wallace's previous tenure with the Braves organization spanned four seasons, from 2010 to 2013, when he served as the club's minor league pitching coordinator.
- Since taking his first position as a coach with the Vero Beach Dodgers in 1981, Wallace has worked for seven professional franchises over a 36-year span in a variety of roles at both the major and minor league levels.
- The veteran pitching coach has spent 13 seasons at the Major League level, including the last three, from 2014 to 2016, as the Baltimore Orioles pitching coach....He has also served as pitching coach for the Houston Astros (2007), Boston Red Sox (June of 2003-2006), New York Mets (1999-2000) and the Los Angeles Dodgers (1995-1997).
- In 2008 and 2009, Wallace worked with the Seattle Mariners organization as a special assistant to the general manager.
- Wallace has spent the majority of his career as a member of the Dodgers organization, including a 17-year stretch from 1981 to 1997....He spent his final three seasons (2001-03) with the Dodgers as the senior vice president of baseball operations, overseeing the Dodgers' minor league operations and consulting with the General Manager on baseball operations.
- From December 2000 to April 2001, Wallace served the Dodgers as a Special Assistant to the general manager...During the 2001 campaign, he served as the interim general manager from April through October.
- While with the Dodgers, Wallace also spent time in uniform, working as a coach at Vero Beach (A, 1981-82), San Antonio (AA, 1983) and Albuquerque (AAA, 1984-86), and he was the Dodgers' minor league pitching instructor from 1987 until he was named Major League pitching coach in 1995.
- From 1998 to 2000, he spent three seasons with the New York Mets in a variety of roles including Senior Advisor to the GM, Senior Executive Advisor/Player Personnel, and pitching coach.
- The former right-handed pitcher signed as a free agent with Philadelphia after posting a 24-6 record at the University of New Haven and helping UNH to the NAIA Eastern Regional Championship and a spot in the national tournament in 1966...He made 13 major league appearances with Philadelphia (1973-74) and Toronto (1978), and 355 minor league appearances...Dave graduated from the University of New Haven in 1969 with a degree in business administration.
- Dave resides in Wrentham, Mass., with his wife Joyce.



## CARLOS CHANTRES

### SPECIAL ASSISTANT TO PITCHING

- The 2017 season marks Carlos Chantres' first season in the Atlanta organization and his first as an assistant to pitching.
- He spent the 2016 season in the Mariners organization as the Latin America/lower level pitching coordinator after serving as the pitching coach for Short Season-A Connecticut in the Detroit system in 2015.
- From 2006 to 2014, Chantres spent nine seasons in the New York Yankees organization...During his time with the Yankees, he served as pitching coach with Single-A Charleston (2011, 2014), Single-A Staten Island (2006, 2012-13), and the Gulf Coast League Yankees (2007-10).
- The former right-handed pitcher was originally selected by the Chicago White Sox in the 12th round of the 1994 First-Year Player Draft out of Christopher Columbus High School in Miami, Fla...He played for 12 seasons at the minor league level with the Chicago White Sox (1994-2000), Milwaukee Brewers (2001), Tampa Bay Devil Rays (2002) and Philadelphia Phillies (2004-05) organizations.
- Chantres, 40, resides in Miami, Fla., with his wife Melisa and their three daughters; Nina, Lia and Milla.



## LEE ELIA

### SPECIAL ADVISOR TO PLAYER DEVELOPMENT

- Lee Elia, who has more than 50 years of experience in professional baseball as a player, coach, manager and front office member, is in his seventh season with the Braves organization....Over his 50-plus years in professional baseball, Elia has been a part of 10 different organizations.
- Elia joined the Braves organization in 2011 and has spent the previous five seasons (2012-16) working as a special advisor/special assistant to player development....He worked his first year (2011) as a special assistant to the general manager and as a major and minor league instructor.
- A veteran baseball man, Elia has worked in a variety of roles, including managing at both the major and minor league levels....He managed at the Major League level for four years (238-300, .442), as he piloted the Cubs from 1982 to 1983 and the Phillies from 1987 to 1988.
- In addition, he managed eight seasons in the minor leagues, all with Philadelphia, leading his teams to an overall record of 581-519 (.528)....During his tenure as a minor league manager, Elia was honored several times with Manager of the Year awards, including the International League in 1992, the Florida State League in 1991, the Eastern League in 1978 and the Western Carolina League in 1975.
- During his career, he also served as a coach for the Phillies, Yankees, Blue Jays, Devil Rays and Orioles....In 1980, Elia was the third base coach for the World Series Champion Philadelphia Phillies.
- During the 2009 and 2010 seasons, Elia worked as a special assistant to the general manager for the Los Angeles Dodgers.
- Previous to his stint with the Dodgers, Elia was a member of the Seattle Mariners organization, working as a special assistant to the general manager before taking over as the Club's hitting coach in June 2008...Two weeks later, he was promoted to bench coach and served in a dual role (bench coach and hitting coach) for the remainder of the 2008 season...From 1993 to 1997, Elia also served in a dual role as Seattle's hitting coach and bench coach.
- A former infielder, Elia played for the Chicago White Sox and Chicago Cubs in 1966 and 1968, respectively.
- The Philadelphia native attended the University of Delaware and was signed by his hometown Phillies in 1958 as an amateur free agent...Made his Major League debut on April 23, 1966 and played all but two of his 77 big-league games at shortstop.
- He was inducted into the Pennsylvania Sports Hall of Fame in 2000 and the Florida State League Hall of Fame in 2014.
- Lee, 79, and his wife Priscilla have two daughters, Tana and Ashley, and reside in Odessa, Fla.

## BRAVES NO. 1 FARM SYSTEM

The Braves enter the 2017 season with the best farm system in baseball, according to both MLB.com and *Baseball America*. Behind a massive overhaul that began at the conclusion of the 2014 season and led by Braves president of baseball operations John Hart and general manager John Coppolella, the system, which placed No. 29 in 2015 in *Baseball America's* rankings, moved up to No. 3 entering the 2016 campaign. That jump marked the highest one-year increase in the history of the publication. And for 2017, MLB.com said the system "sits in the top spot...for good reason. There are seven Braves on the Top 100 list, tied for most among all clubs, starting with National League Rookie of the Year Award front-runner Dansby Swanson." Swanson, who *Baseball America* ranked No. 3 on the their Top 100 list, is just one of the club's prospects acquired under Hart and Coppolella. In fact, 27 of the club's top 30 prospects according to MLB.com were acquired after Hart and Coppolella took over the 2014 season.

**Below is a look at how the Braves acquired the club's top 30 prospects, according to MLB.com**

**Draft – 13**

**Trade – 12**

**International Signings – 5**

# GWINNETT BRAVES (AAA)

65-78 (1ST INTERNATIONAL LEAGUE SOUTH)

Coolray Field (10,427)  
2500 Buford Drive  
Lawrenceville, GA 30043  
678.277.0300 (Main)  
678.277.0351 (Press Box)  
gwinnettbraves.com

North Johnson ..... General Manager  
Shari Massengill ..... Assistant General Manager  
Dave Lezotte ..... Media Relations Manager



## 2016 SEASON RECAP

The Gwinnett Braves navigated two managerial changes (among three different individuals) and franchise records in roster moves (274) and players used (77) to win its first International League South Division Championship since relocating to Georgia in 2009 and advance to the Governors' Cup Champions Series for the first time since Richmond won the title in 2007. Gwinnett won 11 of its final 20 games -- including a winner-take-all season finale at Charlotte -- to claim the IL South Division title and dispatched Columbus three-games-to-one in the Governors' Cup Semifinals before falling to Scranton/Wilkes-Barre in the Championship Series.

Skipper Brian Snitker opened the season with Gwinnett and was at the helm for 39 games before managing in Atlanta for the remainder of the season. After Rick Albert led Gwinnett for 23 games, John Moses took the reins on June 14 and skippered the G-Braves for the duration of the campaign. The three combined to lead Gwinnett to its first division title in a year in which all four teams in the South Division ended the season within 3.5 games of each other.

A number of Gwinnett players spent time between the G-Braves and Atlanta, including top prospects Aaron Blair, Tyrell Jenkins and Rio Ruiz. Blair opened the season with Gwinnett and earned the club's Pitcher of the Month honors for April after going 3-0 with a 1.42 ERA and 22 strikeouts over 19.0 innings of work in his first three starts with the club before a promotion to Atlanta on April 24. Jenkins made 14 appearances (nine starts) for Gwinnett before a move to Atlanta on June 16, and went 6-3 with a 2.91 ERA over 65.0 innings in his first stint with the G-Braves.

Ruiz entered the season as Atlanta's No. 19 prospect and earned Gwinnett's Player of the Year distinction after batting .271 and pacing the G-Braves in hits (126), walks (61) and RBI (62). The third baseman hit .286/.375/.505 over 28 games in August, piking nine doubles and four homers while driving in 23. After making his Major League debut with Atlanta on September 24, he poked two hits in seven at-bats and collected a pair of RBI.



## DAMON BERRYHILL

MANAGER

- The 2017 campaign marks Damon Berryhill's first year with the Gwinnett Braves, as well as his first in the organization.
- He joined the organization in November of 2016 after spending seven seasons (2009-15), as a minor-league manager in the Los Angeles Dodgers farm system.
- Berryhill owns a career minor-league managerial record of 418-387 (.519) over eight seasons.
- In 2015, he was named Pacific Coast League Manager of the Year after guiding his team to the American Northern Division title and an Oklahoma City-record 86 wins.
- He spent 2014 and 2015 managing the Dodgers' Triple-A club...From 2009 to 2013, he managed the Dodgers' rookie-level club, leading Ogden to four playoff appearances in the five-year span, including a franchise-record 44 wins in 2012.
- From 2005 to 2008, Berryhill was a member of the Texas Rangers farm system...From 2005 to 2007, he was the club's minor league catching coordinator...In 2008, he managed Single-A Bakersfield.
- He worked two seasons, 2003 and 2004, as a roving catching instructor and catching coordinator, respectively, for the Arizona Diamondbacks.
- His first appointment as a coach came in 2002 with Rancho Cucamonga, the Single-A affiliate of the Los Angeles Angels.
- The former catcher played 10 seasons, from 1987 to 1997, at the Major League level with five organizations; Chicago Cubs, Atlanta, Boston, Cincinnati and San Francisco. Was a member of the Braves for parts of three seasons, from 1991 to 1993. Overall his career spanned 15 years, from 1984 to his retirement from baseball in 1998.
- Berryhill appeared in postseason play during the 1992 and 1993 seasons with Atlanta, and again in 1997 with the San Francisco Giants. In Game 1 of the 1992 World Series, hit a three-run home run off of Toronto's Jack Morris in Atlanta's 3-1 victory...He played in a total of 20 postseason games at the Major League level.
- Damon and his wife Annie have two sons, Joshua and Jacob, and reside in Laguna Niguel, Calif.



## REID CORNELIUS

### PITCHING COACH

- Reid Cornelius is in his first season with the organization as the Gwinnett Braves pitching coach.
- He was selected in the 11th round of the 1988 amateur draft by the Montreal Expos out of Thomasville (AL) High School.
- The former right-handed pitcher played 12 professional seasons from 1989 to 2001, including working in 45 games at the Major League level, with five different organizations...He retired from professional baseball after the 2000 season as a member of the Marlins organization.
- Cornelius originally signed a letter of intent to play baseball at Mississippi State University.
- He earned his degree in accounting from Florida Atlantic University in 2007.
- Reid and his wife Marla have a daughter, Abigail, and a son, Samuel, and reside in Palm Beach Gardens, Fla.
- Cornelius joined the organization from the Miami Marlins, where he spent the previous 14 seasons (2003-16) in a variety of coaching roles...He worked his final seven years, 2010 to 2016, as the Marlins bullpen coach.
- Cornelius's first appointment as a coach came in 2003 as the pitching coach for Florida's Double-A affiliate (Carolina Mudcats)...From 2004 to 2008, he held the same role with Advanced-A Jupiter Hammerheads...In 2009, he was the pitching coach for the organization's Double-A affiliate Jacksonville Suns.



## JOHN MOSES

### HITTING COACH

- John Moses is in his third season as the Gwinnett Braves hitting coach and his fifth season overall with Atlanta.
- In 2011, he was honored as the Mike Coolbaugh Texas League Coach of the Year after serving as the Houston Astros' Double-A Corpus Christi Hooks hitting coach.
- From 2008 to 2010, he worked three seasons as the hitting coach for the Los Angeles Dodgers Triple-A affiliate (Las Vegas 51s, 2008 and Albuquerque Isotopes, 2009-10).
- In 2006, he was the Cincinnati Reds first base coach and in 2005, he was their bench coach.
- He spent 12 years (1994-2004, 2007) with the Seattle Mariners organization as an administrative coach (1994-98), advance scout (1999), first base coach (2000-03, 2007) and Major League outfield and base-running coordinator (2004).
- The former outfielder played for three Major League clubs spanning 11 seasons, including Seattle (1982-87, 1992), Minnesota (1988-90) and Detroit (1991).
- John and his wife Sandra reside in Scottsdale, Ariz. They have two sons: Brett and Brock.
- Moses, who has 30-plus years of baseball experience, joined the organization in December of 2012...He spent his first two seasons (2013-14) with the organization as the Double-A hitting coach...In 2013, he opened the season as the High-A Lynchburg Hillcats hitting coach before being assigned to the Mississippi Braves (AA) in mid-April.
- On June 14, 2016, Moses was named manager of the Gwinnett Braves, replacing former Gwinnett manager Brian Snitker, who was promoted to manage Atlanta...Moses guided the team to a 35-44 record through the remainder of the season...He also served as Gwinnett's acting manager for two games, May 17-18.
- Under his direction, the 2014 Mississippi Braves led the Southern League in batting average (.266), hits (1,228), on-base percentage (.336) and stolen bases (141).



## NICK FLYNN

### ATHLETIC TRAINER

- Nick Flynn is in his second season as a trainer in the Braves organization and his first with Triple-A Gwinnett Braves.
- From 2011 to 2015, Flynn worked as a trainer within the Tampa Bay Rays farm system...He spent the 2014 and 2015 seasons as the Rays' Single-A (Bowling Green) trainer and previous to that worked two seasons (2012-13) with rookie-level Princeton...He spent his first season with the organization as an athletic training intern with the Major League club.
- He received his master's degree in sports medicine from Georgia State University and his bachelor's degree in athletic training from the University of South Florida.
- Nick, 28, resides in Raleigh, N.C.
- In his role, he also serves as the assistant minor-league medical coordinator.
- 2017 marks Flynn's eighth season as athletic trainer in professional baseball...He spent his first season in the Braves' farm system with the Class-A Carolina Mudcats.
- In 2014, Flynn was named the Midwest League Athletic Trainer of the Year by the Professional Baseball Athletic Trainers Society.

# MISSISSIPPI BRAVES [AA]

## 73-65 (2ND SOUTHERN LEAGUE SOUTH)

1ST Half: 34-35, 3RD | 2ND Half: 39-30, 2ND

Trustman Park (8,480)  
One Braves Way  
Pearl, MS 39028  
601.932.8788 (Main)  
601.644.7612 (Press Box)  
mississippibraves.com



Steve DeSalvo ..... General Manager  
Jim Bishop ..... Assistant General Manager  
Miranda Black ..... Media Relations Manager

## 2016 SEASON RECAP

Mississippi played its first season under skipper Luis Salazar and worked to its fourth straight winning campaign, going 34-35 in the season's first "half" and 39-30 after the All-Star break to post a 73-65 record and claim a second-place finish in the Southern League's South Division. The M-Braves earned a Wild Card berth into the Southern League playoffs and advanced to their first Championship Series since 2008 after topping Pensacola three-game-to-one in the Divisional Series. Mississippi was swept three-games-to-zero by Jackson in the finals.

For the third straight season Mississippi had the organization's Player and Pitcher of the Year honorees, as OF Dustin Peterson spent his full campaign with the M-Braves and RHP Patrick Weigel made his final three starts of the season in the team's rotation. Peterson batted .282 (148-for-524) with 65 runs, a SL-best 38 doubles, 12 home runs and 88 RBI to earn SL Mid-Season and Postseason All-Star honors. He paced all Atlanta farmhands in RBI while sitting second in hits and doubles, and was tied for third with 12 home runs. He batted .345 with six runs, one home run and three RBI over Mississippi's seven postseason games. Weigel went 1-2 with a 2.18 ERA (5 ER/20.2 IP) over his three starts with the M-Braves to close his sophomore campaign, and ended his season second in the Atlanta farm system with 11 wins and 152 strikeouts (tied).

The Mississippi pitching staff led the Southern League in ERA (3.10) and strikeouts (1,196), and was anchored by M-Braves Pitcher of the Year RHP Rob Whalen, who went 7-5 with a 2.49 ERA (28 ER/101.1 IP) and 94 strikeouts over 18 starts for the club. LHP Sean Newcomb made a team-best 27 starts for the M-Braves after entering the 2016 season tabbed by *Baseball America* as Atlanta's No. 2 prospect. Newcomb led the Southern League with 152 strikeouts and pitched to an 8-7 record and a 3.86 ERA (60 ER/140.0 IP), including a perfect 4-0 mark and a 2.26 ERA over his final nine starts.

At the plate for the M-Braves, INF Ozzie Albies batted .321 (106-for-330) to claim the Southern League batting title after splitting his season between Mississippi and Triple-A Gwinnett. Atlanta's top overall prospect INF Dansby Swanson appeared in 84 games with the M-Braves and batted .261 (87-for-333) prior to having his contract selected and making his Major League debut on August 17.



## LUIS SALAZAR MANAGER

- Luis Salazar is in his seventh season with the Braves organization and his 14th as a minor league manager.
- He is in his second season as Double-A Mississippi's manager after spending his first five seasons with the organization as the High-A skipper.
- Salazar, who has 20-plus years of minor-league coaching and managerial experience, owns an overall managerial record of 711-756 (.485) over 13 seasons.
- Salazar guided his team to three consecutive Carolina League playoff appearances in 2012, 2013 and 2014...In 2012, his club claimed the Carolina League title, winning the Mill Cup Championship.
- From 2002 to 2009, he spent eight seasons as a coach in the Los Angeles Dodgers farm system, including five as a manager...He managed Single-A Vero Beach in 2006 and from 2005 to 2006, he skipped rookie-level Gulf Coast League Dodgers.
- He spent three seasons, 2007 to 2009, as the Dodgers' Double-A hitting coach.
- From 1995 to 2001, Salazar was a member of the Milwaukee Brewers organization, including working the 2011 season as the Milwaukee Brewers' first base coach.
- During his time with the Brewers organization, he spent three seasons (1998-99 and 2000) as the Brewers' Triple-A hitting coach: Louisville (1998 and 1999) and Indianapolis (2000), and in 1996 and 1997, he managed the Single-A Beloit Snappers.
- Salazar's first appointment as a coach came in 1995 with Chandler of the rookie-level Arizona League.
- In 1994, he worked as a scout for the Montreal Expos.
- A 13-year Major League veteran, Salazar played for the San Diego Padres, Chicago White Sox, Detroit Tigers and Chicago Cubs.
- The Venezuelan native and his wife Graciela reside in Boca Raton, Fla. They have two children, son Carlos and daughter Viviana.





## **DERRICK LEWIS**

### **PITCHING COACH**

- The 2017 season marks Derrick Lewis's first as pitching coach with the Braves' Double-A affiliate.
- Starts his 14th season overall in the Braves organization.
- Joined the organization in 2004 and has worked as a pitching coach at five different levels over his previous 12 seasons with the Club.
- Joins the Mississippi (AA) staff after spending the previous three seasons with the organization's High-A affiliate, 2014 to 2016.
- Worked three seasons (2011-13) with the Class-A Rome Braves, three seasons (2008-10) with the rookie-level Danville Braves and four seasons (2004-07) with the rookie-level Gulf Coast League Braves.
- Lewis' affiliation with the Braves dates back to 1997 when Atlanta selected him in the 20th round of the June free agent draft.
- Former pitcher spent six years, from 1997 to 2003, in the Braves minor league system and was selected by the Braves organization as the Myrtle Beach Pitcher of the Year in 1999 when he finished second in the Carolina League in ERA.
- Posted a career minor league record of 31-37 with a 4.04 ERA in 161 games.
- Derrick and his wife Roslyn reside in Charlotte, N.C., with their daughter Skye and son Lake.



## **IVAN CRUZ**

### **HITTING COACH**

- In his fourth season in the organization and his 22nd year in professional baseball as a coach or player, Ivan Cruz joins the Mississippi Braves staff as their hitting coach.
- Joined the Braves organization in 2014 and worked his first three seasons (2014-16) in the organization as the Danville Braves hitting coach.
- Spent four seasons with the San Diego Padres organization from 2010 to 2013.
- Managed rookie-level Arizona League Padres during the 2010 season.
- Was the Arizona League Padres hitting coach in 2011 and 2012 and worked in the same capacity for rookie level Eugene in 2013.
- Drafted by Detroit in the 28th round of the 1989 June free agent draft and spent parts of four Major League seasons with the New York Yankees (1997), Pittsburgh Pirates (1999-2000) and St. Louis Cardinals (2002), batting .273 (15-for-55) over his career.
- Born in Fajardo, Puerto Rico, and resides in Ponte Vedra Beach, Fla.



## **TJ SAUNDERS**

### **ATHLETIC TRAINER**

- The 2017 season marks TJ Saunders first season in the Braves organization as an athletic trainer.
- Saunders joined the Braves after spending the previous eight years as a trainer in the Tigers organization, including the last three (2014-16) with Double-A Erie.
- From 2011 to 2013, he worked as trainer with Single-A West Michigan, following stints with Single-A Connecticut (2010) and the Gulf Coast League Tigers (2009).
- From 2007 to 2009, he served as a graduate assistant athletic trainer at the University of Tennessee.
- From 2003 to 2007, he worked as a staff athletic trainer at the Appalachian Therapy Center in Knoxville, Tenn.
- Saunders career as a trainer in professional baseball began in 2002 as a trainer with the Canton Coyotes in the independent Frontier League.
- Saunders received his bachelor's degree in sports medicine from Florida State University in 2001, before earning a master's degree in exercise physiology from the University of Tennessee in 2009.
- He is a certified athletic trainer and strength and conditioning specialist, and has been a member of NATA since 2001 and NSCA since 2004, and he is a member of the Southeast Athletic Trainers Association and Tennessee Athletic Trainers Society.
- Saunders, 43, resides in Lakeland, Fla.

# FLORIDA FIRE FROGS [A]

## 52-87 (4TH CAROLINA LEAGUE SOUTH)

1ST Half: 29-41, 3RD | 2ND Half: 23-46, 4TH

Osceola County Stadium (5,300)  
631 Heritage Park Way  
Kissimmee, FL 34744  
321.697.3156 (Main)  
678.697.3180 (Press Box)  
floridafirefrogs.com



# FIRE FROGS

Joe Harrington .....President  
Chad Lovitt .....General Manager

## 2016 SEASON RECAP [CAROLINA MUDCATS]

Carolina won each of its final five games to end the year on a strong note after working to a 29-41 record in the season's first "half" and a 23-46 mark after the All-Star break. The Mudcats posted an overall mark of 52-87 and claimed a fourth-place finish in the Carolina League's Southern Division. Following the season, the Braves moved their Advanced-A team to Kissimmee, Fla. after negotiating a four-year Player Development Contract with the city through the 2020 season.

The Mudcats sent a pair of pitchers to the Cal/Car League All-Star Game, as RHP Evan Phillips and RHP Max Povse were both honorees. Phillips went 2-1 and pitched to a 1.91 ERA (4 ER/28.1 IP) over 21 games with Carolina before advancing to Mississippi on June 28. He notched eight saves with Carolina and 10 rescues between the Mudcats and M-Braves, tied for second most among Atlanta farmhands. Povse also split his season between Carolina and Mississippi and posted a 5-5 record with a 3.71 ERA (36 ER/87.1 IP) in 15 starts for the Mudcats. He went on to tally a 9-6 mark with a 3.36 ERA (59 ER/158.0 IP) and 139 strikeouts in 26 total starts on the season.

RHP Matt Withrow was named the Carolina Pitcher of the Year after posting a 9-6 record and a 3.80 ERA (51 ER/120.2 IP) in 25 games (24 starts), all with the Mudcats. Withrow paced Carolina in wins and led all Mudcats starters in ERA, while his 131 strikeouts on the season were second most in the Carolina League and fifth most among Braves farmhands. He surrendered three or fewer earned runs in 21 of his 25 appearances, and aside from a 3.0-inning start in which he surrendered 11 runs on July 23, he pitched to a 3.06 ERA.

At the plate for the Mudcats, OF Keith Curcio batted .271 (124-for-458) with 29 doubles, 67 runs, 54 RBI and 24 steals to earn Carolina's Player of the Year honors. He led the Mudcats in runs, hits, doubles, triples (8) and stolen bases. His 29 doubles established a new career high and ranked fourth among Atlanta farmhands, while his 24 steals were also fourth.



## PAUL RUNGE MANAGER

- Paul Runge returns to the Braves organization to skipper the team's High-A affiliate in their inaugural season as the Florida Fire Frogs.
- The 2017 season marks Runge's third stint with the organization and his 27th year overall as a player, coach or manager.
- Runge previously managed for 15 seasons in Atlanta's farm system from 1993 to 2001 and again from 2005 to 2010.
- He owns a career minor league managerial record of 720-739 (.493) over 15 seasons.
- Runge spent the last six seasons, from 2011 to 2016, as the field coordinator for the Houston Astros.
- In his previous stint with the Braves, he was twice named as the Appalachian League Manager of the Year, 2007 and 2009, and was also selected as Atlanta's organizational Manager of the Year in 2006 and 2009.
- From 2005 to 2010, he skippered rookie-level Danville to four first-place finishes in the Appalachian League (2005-07 and 2009), including two championship titles in 2006 and 2009.
- His previous managerial stops within the Braves organization are Danville (2005 to 2010, 1994 and 1998), Greenville (1999 to 2001), Durham (1997), Macon (1996) and Eugene (1995).
- He managed in the Arizona Fall League in 1997 and the Australian Winter League during the 1994-95 season.
- His first appointment as a coach came in 1992 with Idaho Falls, Atlanta's rookie-level club.
- The former infielder was a ninth-round draft selection by Atlanta in 1979 and played the majority of his career with the Braves organization, including parts of eight seasons (1981 to 1988) at the major league level.
- Paul and his wife Rae Ellen, have two daughters, Renee and Marissa, and reside in Jupiter, Fla.



## DENNIS LEWALLYN

### PITCHING COACH

- The 2017 season marks Dennis Lewallyn's 46th season in professional baseball, including his 35th year in a coaching role.
- Lewallyn joined the organization in 2013 and worked his first four seasons as the club's Double-A pitching coach...2017 marks his first season as Atlanta's High-A pitching coach.
- He spent six seasons, from 2007 to 2012, as a part of the Chicago Cubs farm system, spending his final two years as their minor league pitching coordinator.
- From 2007 to 2010, he served as the Cubs' Double-A pitching coach.
- He spent 11 years (1996-2006) as a coach with the Arizona Diamondbacks organization...He originally joined the D-backs when the team was formed through expansion in 1996 as the pitching coach for the Lethbridge Black Diamonds (Rookie).
- He was Arizona's Major League bullpen coach during the second half of the 2004 season.
- From 2002 to 2006 he was the D-backs minor league pitching coordinator.
- From 1996 to 2001 he worked as a pitching coach in the D-backs system: Lethbridge (R, 1996), South Bend (A, 1997), High Desert (A, 1998) and El Paso (AA, 1999-2001).
- Lewallyn began his coaching career in 1983 with the Los Angeles Dodgers organization and spent the next 13 seasons (through 1995 season) in various pitching coach roles.
- A former first-round draft selection (eighth overall) by the Los Angeles Dodgers, he pitched for three teams (Los Angeles, 1975-79; Texas, 1980; Cleveland, 1981-82) over an 11-year career, including parts of eight seasons at the Major League level.
- Dennis and his wife Kathy reside in Pensacola, Fla...They have two sons, David and Bryan.



## CARLOS MENDEZ

### HITTING COACH

- The 2017 season marks Carlos Mendez's 10th season overall in the Braves organization and his fourth season as a hitting coach with the Club's High-A affiliate.
- Mendez joined the organization in 2008 and has spent his first eight seasons as a hitting coach at four different levels across the farm system.
- In 2014, he opened the season with rookie-level Danville before being assigned as the hitting coach for the Lynchburg Hillcats in mid-April.
- From 2011 to 2012, Mendez served as the Rome Braves hitting coach...He spent the 2013 season with the Gulf Coast League Braves in the same role.
- Spent his first three seasons with the club, 2008 to 2010, as the hitting instructor for the rookie-level Danville Braves.
- The former first baseman and designated hitter was originally signed by the Kansas City Royals as a non-drafted free agent in 1991...During his 16-year (1991-2007) career, Mendez posted an overall minor-league batting average of .297 while playing with five organizations including Kansas City, Detroit, Oakland, Baltimore and Atlanta.
- In 2003, Mendez spent nearly four months with the Baltimore Orioles over two stints and played in 26 games for the Club.
- Carlos and his wife Cortney have two children, Carlos Jr., and Tatiana, and reside in Wilmington, Del.



## DAVE COMEAU

### ATHLETIC TRAINER

- Dave Comeau joins Florida for his third season in the organization and his first as Single-A athletic trainer.
- He joined the organization in May 2015 and spent his first two seasons with the organization as rookie-level Danville's athletic trainer.
- Comeau was an athletic training intern for the Boston Red Sox during the 2012 spring training season... He also interned with the Kansas City Chiefs during the 2011 summer.
- Overall, Comeau has 10 years of experience as a high school head athletic trainer; Swampscott High School (2012-15) and Hamilton-Wenham Regional High School (2006-11).
- From 2006 to 2001, he was an assistant athletic trainer and rehabilitation specialist at Gordon College.
- He received his bachelor's degree in athletic training from Endicott College in 2006 and his master's degree in injury prevention and performance enhancement.
- Dave, 33, resides in Peabody, Mass.

# ROME BRAVES [A]

## 70-69 [T3RD SOUTH ATLANTIC LEAGUE SOUTH]

1ST Half: 27-42, 6TH | 2ND Half: 43-27, 1ST

State Mutual Stadium (5,105)  
755 Braves Boulevard  
Rome, GA 30161  
706.368.9388 (Main)  
706.378.5132 (Press Box)  
romebraves.com



Mike Dunn..... General Manager  
Jim Jones..... Assistant General Manager

### 2016 SEASON RECAP

Rome rebounded from a 27-42 record in the season's first "half" to go 43-27 after the All-Star break and win the South Atlantic League Southern Division. The R-Braves beat Charleston two-games-to-one in the SAL Division Series before topping Lakewood three-games-to-one to earn their first SAL Championship since 2003. Overall, Rome went 70-69, and the club was named by Baseball America as the Minor League Team of the Year following the season.

Rome played host to a number of Atlanta's top prospects, including pitchers Kolby Allard, Max Fried, Touki Toussaint and Mike Soroka, all of which entered the season ranked by *Baseball America* among the Braves' top 11 prospects. The quartet combined to go 26-27 with a 3.59 ERA (175 ER/438.2 IP) and 427 strikeouts over 84 games (79 starts) for the R-Braves. The foursome also led Rome's championship effort, posting a combined record of 5-1 with a 0.73 ERA (4 ER/49.1 IP) and 50 strikeouts over seven postseason starts.

Rome also housed Atlanta's Organizational Pitcher of the Year, RHP Patrick Weigel, who went 10-4 with a 2.51 ERA (36 ER/129.0 IP) and 135 strikeouts in 22 games (21 starts) for Rome before a move to Double-A Mississippi on August 20. A South Atlantic League Mid-Season All-Star, Weigel finished second in the Atlanta farm system with 11 wins and 152 strikeouts (tied), while leading the Rome staff in wins, starters ERA, shutouts (1), and strikeouts. He led all starters in the organization with a 1.042 WHIP, yielding just 101 hits and 55 walks over 149.2 combined innings between Rome and Mississippi.

In his first pro season, INF Austin Riley batted .271 (134-for-495) while leading all Atlanta farmhands in home runs (20) and doubles (39), and finishing second in slugging percentage (.479, min. 300 at-bats) and RBI (80). After hitting .252 (61-for-242) with three home runs and 26 RBI in 63 games before the All-Star break, Riley responded to bat .289 (73-for-253) with 17 homers, 21 doubles and 54 RBI in 66 games over the season's second "half," slugging .581 and reaching base at a .348 clip.



### RANDY INGLE MANAGER

- In his 26th season as a manager in the Braves organization, Randy Ingle returns in 2017 to skipper the defending South Atlantic League Champion Rome Braves for his third consecutive season.
- Skipped Baseball America's 2016 Minor League Organization of the Year, the Rome (A) Braves, to the South Atlantic League Championship title last season...Rome topped the Lakewood BlueClaws three-games-to-one in the best-of-five championship series...The championship title was the second (also 1997 with Double-A Greenville) of Ingle's managerial career and Rome's first title since 2003.
- Ingle's 2016 club went 70-69 overall, including a South Atlantic League Southern Division second-half leading 43-27 mark that propelled the team into the postseason.
- He was recognized by the Braves organization as its 2016 Bobby Cox Manager of the Year award winner... This was his fifth such recognition, having earned the award in 1996, 1997, 2011 and 2014.
- He is in his third stint with the Rome (A) club after managing the team during the 2012 and 2013 seasons and also for five seasons from 2006 to 2010.
- Ingle has amassed a 1,509-1,611 (.484) record in his 25 seasons as a MiLB manager with the Braves organization.
- He led the 2014 Danville Braves to the Appalachian League Championship Series - they fell two-games-to-one to Johnson City - after his Club went 38-30 during the regular season and claimed a Wild Card playoff berth.
- Ingle's previous managerial stints in the Atlanta farm system include Myrtle Beach (2002-05), Macon (1993 and 2001), Richmond (1999-2000), Greenville (1997-98), Durham (1996) and Pulaski (1990-92).
- In 1997, Ingle led the Greenville Braves to the Southern League Championship and was named Southern League Manager of the Year.
- The former infielder played in the Braves farm system from 1979 to 1987, including an appointment as a player-coach at Greenville in 1987.
- Randy and his wife Rebecca reside in Forest City, N.C. The couple has two children, Taylor and Meghan.



## DAN MEYER

### PITCHING COACH

- The 2017 season is Dan Meyer's second season as the Rome Braves pitching coach and his fourth with the organization.
- Prior to joining the Rome Braves last season, he spent the 2015 season as the organization's minor league pitching rehabilitation coordinator.
- His coach role came in 2014 when he served as the rookie-level Danville Braves pitching coach.
- Retired from professional baseball in March 2013 and joined the coaching ranks one year later.
- A former first-round draft pick, he was selected 34th overall by the Braves in the 2002 June Free-Agent draft out of James Madison University...He appeared in two games with Atlanta during the 2004 season before he was included in a trade with the Oakland Athletics in exchange for pitcher Tim Hudson following the 2014 campaign.
- Overall, the left-hander compiled a 5.46 ERA over 103 big league games and collected 92 strikeouts in 113.2 innings, spanning two separate two-year campaigns with Oakland (2007-08) and the Florida Marlins (2009-10).
- Dan and his wife Bryant have one son, Greyson, and reside in Palm Beach Gardens, Fla.



## BOBBY MOORE

### HITTING COACH

- Bobby Moore begins his 21st season as a coach in the Atlanta organization and his fifth as Rome's hitting coach.
- Moore is in his second stint Rome after spending 10 seasons as their hitting coach, from 2001 to 2010.
- In 2011 and 2012, Moore worked as the High-A Lynchburg Hillcats hitting coach.
- He spent 1999 and 2000 as a coach for the Braves Double-A affiliate in Greenville.
- In 1998 he worked as a coach with the rookie-level Danville 97s.
- His inaugural season of professional coaching was 1997 when he served as a coach with the Braves' Single-A affiliate (Eugene Emeralds) of the Northwest League.
- Was a 16th-round draft pick by the Kansas City Royals in the 1987 amateur draft out of Eastern Kentucky University.
- Twice in his playing career he was named to a minor-league All-Star team (Northwest League, 1987 and Southern League, 1990) and during the 1991 season, he appeared in 18 games with the Kansas City Royals.
- Moore played four total seasons in the Braves organization from 1992 to 1996 that included a one-year stint with the Laredos of the Mexican League (1993).
- During his 10-year professional baseball career (1987-96), he compiled a minor-league career average of .279 and recorded 175 stolen bases.
- Bobby and his wife Jane reside in Rome, Ga., with their sons, Robert and Charles.



## NICK JENSEN

### ATHLETIC TRAINER

- Nick Jensen joins the Rome Braves as their athletic trainer in his second season in the organization.
- Joined the organization in 2016 and worked his first season as the rookie-level Gulf Coast League Braves trainer.
- Worked in the University of Delaware's athletic training department as the head athletic trainer for baseball, cross country and track, fall, 2014 through spring, 2016.
- Was an athletic training intern for two minor league teams in 2015, including the Wilmington Blue Rocks, Kansas City's Single-A affiliate, and the Akron Rubberducks, Cleveland's Double-A farm team.
- In the summer of 2013, was as an athletic training intern for the New York Yankees' Double-A affiliate, Trenton Thunder.
- Served as an athletic training student while earning his bachelor's degree in athletic training from East Carolina University (2014).
- Received his master of science degree with a concentration in athletic training from the University of Delaware in 2016.



# DANVILLE BRAVES [R]

## 31-36 [4TH APPALACHIAN LEAGUE EAST]

American Legion Post 325 Field at Dan Daniel Park (2,588)  
302 River Park Drive  
Danville, VA 24540  
434.797.3792 (Main)  
434.797.3795 (Press Box)  
dbraves.com



David Cross ..... General Manager  
Bob Kitzmiller.....Assistant General Manager

## 2016 SEASON RECAP

Danville hovered around the .500 mark for the majority of the season before dropping five of its final six games to end the season with a 31-36 mark and a fourth-place finish in the Appalachian League's East Division.

Baseball America listed five Danville players among the publication's Top 20 prospects in the Appalachian League, including four of the top 12 prospects ranked. LHP Kolby Allard was tabbed as the fourth-best prospect in the league, the highest ranking by an Atlanta farmhand, after going 3-0 with a 1.32 ERA (4 ER/27.1 IP) in five starts for the D-Braves. OF Cristian Pache, LHP Joey Wentz and INF Derian Cruz were listed as ninth, 10th and 12th respectively, while C Brett Cumberland rounded out the list as the 20th-best prospect named.

LHP Jhon Martinez was named Danville's Pitcher of the Year after going 4-6 with a 3.21 ERA (22 ER/61.2 IP) and establishing new career bests in wins, starts (12), innings pitched and strikeouts (45) in his fourth professional campaign. He surrendered two earned runs or fewer in 10 of his 12 starts on the season, including six outings in which allowed one earned run or less.

At the plate for the D-Braves, INF Ramon Osuna batted .276 (45-for-163) with 16 extra-base hits and 28 RBI in 47 games to earn Player of the Year honors. A 14th-round selection in the 2016 draft, Osuna batted .348 (40-for-115) in his first 33 games as a professional, and ended his rookie campaign second on the D-Braves in doubles (12), homers (tied, 4) and RBI.



## NESTOR PEREZ MANAGER


- The 2017 season marks Nestor Perez's second year in a managerial role and his first as the Danville Braves skipper.
- His first appointment as a minor league manager came in 2016, when he led the Gulf Coast League Braves to a 28-28 (.500) record and the GCL Northern Division League title in his first season as a manger.
- He joined the organization in 2013 and served his first three years (2013 to 2015) in an assistant coaching role.
- Perez spent the 2013 season as a coach with Rookie-level Danville.
- He was an assistant coach with Single-A Rome for the 2014 and 2015 seasons.
- A former middle infielder, he spent seven seasons in the minor leagues, from 1998 to 2005...Played almost his entire career (667 minor league games) for the Tampa Bay Devil Rays organization, with the exception of 10 games during the 2005 campaign.
- Perez was a member of the Spanish National Baseball Team during the 2013 World Baseball Classic...He retired from his playing career following the 2013 WBC.
- A native of Matanzas, Cuba, he resides in Puerto De La Cruz, Spain, with his wife Geovanni and their son Ney.



## KANEKOA TEXEIRA

### PITCHING COACH

- The 2017 season marks Kanekoa Teixeira's first season as a professional pitching coach.
- He amassed a 31-35 record with a 3.56 ERA over 11 minor league seasons (2006 to 2016)...Played his final three seasons for the Braves' Triple-A affiliate Gwinnett Braves.
- After retiring from his professional playing career following the 2016 season, he makes the transition from player to coach in his first appointment as a minor league pitching coach for the Danville Braves.
- Teixeira was a part of six different organizations (Chicago-AL, New York-AL, Seattle, Kansas City, Cincinnati and Atlanta) over a 10-year professional playing career that included making 49 appearances during the 2010 and 2011 seasons at the Major League level.
- Teixeira was drafted out of Saddleback Community College (California) by the Chicago White Sox in the 22nd round of the 2006 amateur draft.
- His cousin Shane Victorino played professional baseball for six Major League organizations over an 18-year career, including 12 years at the Major League level.
- Kanekoa and his wife Leoho'onani reside in Honolulu, Hawaii.



## BARBARO GARBEBY

### HITTING COACH

- The 2017 season marks Barbaro Garbey's fourth season coaching in the Braves organization and his first in a full-time role.
- Garbey began his coaching career in 2002 with the Detroit Tigers organization as a coach with Single-A Oneonta...He spent the following season as a coach for Single-A West Michigan.
- He joined the organization in June 2013 and has spent the previous three-plus seasons working as a coach at various levels within the Braves farm system, most recently with Double-A Mississippi during the 2016 season.
- A native of Santiago de Cuba, Garbey was the first Cuban-born player to defect to the United States when he signed as an amateur free agent with the Detroit Tigers in 1980.
- Prior to joining the Atlanta organization, he spent seven seasons, 2006 to 2012, working as a hitting coach in the Chicago Cubs farm system at the Single-A and Advanced-A levels.
- Spanning his 15-year playing career, from 1980 to 1994, Garbey was a part of four different organizations including Detroit, Texas, Montreal and Los Angeles-NL, as well as three teams within the Mexican League; Mexico City, Yucatan and Minatitlan.
- Garbey worked four seasons as Chicago's Single-A Peoria Chiefs hitting coach (2006, 2009-10 and 2012) and spent one season (2011) with the Advanced-A Daytona Cubs.
- He played three seasons at the Major League level for the Detroit Tigers (1984-85) and Texas Rangers (1988)...In 1984, he was named the Detroit Sports Broadcasters' Association Tigers' Rookie of the Year after hitting .287 with 52 RBI in 1984 for the World Series Champion Tigers.
- In 2007 and 2008 he was Chicago's Double-A Tennessee Smokies hitting coach.
- Barbaro, 60, and his wife Kimberly reside in Livonia, Mich., with their children Barbaro Jr., and Isabel.



## VICTOR SCARPONE

### ATHLETIC TRAINER

- Victor Scarpone begins his second season in the organization and his first in a full-time role as Danville's trainer.
- He spent the 2015 summer working as an athletic training intern for the Arizona Diamondbacks, where he assisted with affiliate rehabilitation.
- Scarpone joined the organization in June 2016 and worked as an athletic training intern at the Braves' complex located in Lake Buena Vista, Fla...In his role, he assisted with rehabbing players in Atlanta's farm system.
- He earned his bachelor's degree in athletic training from the University of Kansas in May of 2016.
- Victor, 23, resides in Libertyville, Ill.

# GCL BRAVES [R]

## 28-28 (1ST GULF COAST LEAGUE NORTHEAST)

Champion Stadium (9,500)  
700 South Victory Way  
Kissimmee, FL 34747  
407.939.2301 (Main)

Jeff Pink.....Coordinator, Florida Operations



## 2016 SEASON RECAP

The GCL Braves went 28-28 to claim the Gulf Coast League Northeast Division championship before falling to the GCL Phillies in the opening game of the playoffs by a 4-3 score. The title was the first for the GCL Braves in the history of the Northeast Division (since 2013).

LHP Kyle Muller, the 44th overall pick in the 2016 First-Year Player Draft, played his first professional season with the GCL Braves and went 1-0 with a 0.65 ERA (2 ER/27.2 IP) in 10 games (9 starts) to earn the club's Pitcher of the Year honors. He allowed just 14 hits and 12 walks over 27.2 innings, fanning 38. Both of the earned runs he allowed came in his second professional start, and he did not allow an earned run in his other nine appearances on the season.

Player of the Year C Anthony Concepcion played his first season with the GCL Braves and his second as a professional, and batted .272 (49-for-180) while pacing the GCL Braves in doubles (12), home runs (4) and RBI (36). He drew 22 walks and struck out just 35 times in 53 games, reaching base at a .358 clip.



### BARRETT KLEINKNECHT

#### MANAGER

- In his first role as a minor league manager, Barrett Kleinknecht will lead the rookie-level Gulf Coast League Braves.
- He made the transition from player to coach following his retirement from professional baseball at the conclusion of the 2016 minor league spring training season.
- Kleinknecht spent his first appointment as a coach working with Atlanta's Single-A Rome Braves last season.
- Former infielder and 2010 Atlanta draft selection played in 519 career minor league games over six seasons from 2010 to 2015. Had a career batting average of .239 with 37 home runs and 192 RBI.
- Was selected in the 12th round of the 2010 amateur draft out of Francis Marion University (Florence, S.C.).
- Resides in Florence, S.C., with his wife Carson.



### LARRY MCCALL

#### PITCHING COACH

- Larry McCall joins the organization as the Gulf Coast League Braves pitching coach in 2017.
- The 2017 season marks McCall's 26th year working as a pitching coach in professional baseball and his 37th year overall...This is his first year in the Braves organization and his third organization.
- He spent the majority of his coaching career in the Baltimore Orioles farm system, working 21 seasons for the organization from 1990 to 2010...He was appointed to his first coaching position in 1990 and worked at various levels of Baltimore's organization, including one season (2006) as the Major League bullpen coach.
- He also worked as a pitching coach for the 2010 Southern Maryland Blue Crabs.
- Most recently, from 2012 to 2015, McCall worked for four seasons as a pitching coach in the San Francisco Giants organization.
- The former pitcher was originally signed as a free agent by the Baltimore Orioles in 1971 and appeared in 283 games over 11 professional seasons...From 1977 to 1979, he pitched in nine games at the Major League level for the New York Yankees and Texas Rangers.
- Larry resides in Candler, N.C. and has two sons, Mark and Mitchell, and three grandsons, Tanner, Logan and Hunter.



## RICK ALBERT

### HITTING COACH

- The 2017 season marks Rick Albert's 46th straight year with the Braves organization and his fourth coaching the GCL Braves.
- Has been a staple in the Atlanta organization as a player, coach or manager every year since 1972.
- Albert is in his fourth stint with the GCL Braves since 1992, including his third as hitting coach.
- He spent the 2012 and 2013 seasons as the Danville Braves hitting coach.
- Albert worked the 2011 season as the Gulf Coast League Braves hitting coach.
- He was the organization's High-A hitting coach for four seasons from 2007 to 2010.
- From 2003 to 2006, he served as the hitting coach for the Triple-A Richmond Braves.
- Albert managed the Gulf Coast League Braves for five seasons (1998-2002).
- He was honored as the organization's Minor League Manager of the Year in 2000.
- He managed at Burlington (1988), Anderson (1983-1984), and Pulaski (1982)...In addition, he has coached at various levels within the Club's farm system, including Richmond (1987), Durham (1994), Eugene (1996), Bradenton (1978-81, 1989-91) and the Gulf Coast Braves (1992-93, 1995).
- A native of West Seneca, NY, Albert resides in Hollywood, Fla., with his wife Veronica and their three children, Keith, Luke and Jill.



## DREW GARNER

### ATHLETIC TRAINER

- Drew Garner works as the Gulf Coast League Braves trainer in his first season in the organization.
- Garner spent the 2016 season completing an athletic training internship with the Chicago Cubs organization.
- From 2013 to 2015, he worked as an athletic trainer for Encore Sports Medicine.
- He worked as a graduate assistant athletic trainer at Troy University from 2011 to 2013 while earning his master's degree in sport and fitness management.
- Garner earned his bachelor's degree in athletic training from Samford University in 2010.
- Drew, 28, resides in Florence, Ala.

## DSL BRAVES [R]

### 30-40 (5TH DOMINICAN SUMMER LEAGUE SAN PEDRO)

Carretera de Guerra Km 26  
Mata Gorda. La Corcovada de Guerra  
Santo Domingo Este, DR  
809.937.3839 (Main)

Alex Cotto.....Director, International Administrator  
Ruth Peguero.....Administrative Assistant

### FIELD STAFF

Francisco Santiesteban.....Manager  
Jesse Litsch.....Pitching Coach  
Guadalupe Jabalera.....Hitting Coach  
José Rodríguez.....Coach  
Luis Palomares.....Trainer  
Pedro Hernández.....Strength and Conditioning Coordinator



2017 MINOR LEAGUE SCHEDULES

Date	Gwinnett	Mississippi	Florida	Rome	Danville	GCL
April 6	Durham, 7:05	Jacksonville, 8:00	Daytona, 6:35	at West Virginia, 7:05		
April 7	Durham, 7:05	Jacksonville, 8:00	Daytona, 7:05	at West Virginia, 7:05		
April 8	Durham, 6:05	Jacksonville, 7:00	Daytona, 4:05	at West Virginia, 2:05		
April 9	Durham, 1:05	Jacksonville, 2:00	Daytona, 1:05	at West Virginia, 2:05		
April 10	at Norfolk, 6:35	Jacksonville, 11:35	Dunedin, 6:35	at Kannapolis, 7:05		
April 11	at Norfolk, 6:35	OFF	Dunedin, 6:35	at Kannapolis, 7:05		
April 12	at Norfolk, 6:35	at Tennessee, 7:00	Dunedin, 6:35	at Kannapolis, 10:05		
April 13	at Norfolk, 12:05	at Tennessee, 11:30	at St. Lucie, TBD	Charleston, 7:00		
April 14	at Durham, 7:05	at Tennessee, 7:00	at St. Lucie, TBD	Charleston, 7:00		
April 15	at Durham, 6:35	at Tennessee (DHI), 5:00	at St. Lucie, TBD	Charleston, 6:00		
April 16	at Durham, 5:05	OFF	at St. Lucie, TBD	Charleston, 2:00		
April 17	OFF	Mobile, 8:00	at Fort Myers, TBD	Columbia, 7:00		
April 18	Rochester, 7:05	Mobile, 8:00	at Fort Myers, TBD	Columbia, 7:00		
April 19	Rochester, 7:05	Mobile, 11:35	at Fort Myers, TBD	Columbia, 7:00		
April 20	Rochester, 12:05	Mobile, 8:00	at Fort Myers, TBD	at Greenville, 7:05		
April 21	Pawtucket, 7:05	Mobile, 8:00	at Clearwater, 6:15	at Greenville, 7:05		
April 22	Pawtucket, 6:05	at Montgomery, 7:35	at Clearwater, 6:15	at Greenville, 7:05		
April 23	Pawtucket, 1:05	at Montgomery, 3:05	at Clearwater, 1:00	at Greenville, 4:05		
April 24	OFF	at Montgomery, 8:05	OFF	at Hickory, 6:00		
April 25	at Rochester, 6:35	at Montgomery, 11:35	Palm Beach, 6:35	at Hickory, 6:00		
April 26	at Rochester, 1:35	at Montgomery, 8:05	Palm Beach, 6:35	at Hickory, 10:30		
April 27	at Rochester, 11:05	Tennessee, 8:00	Palm Beach, 6:35	West Virginia, 7:00		
April 28	at Pawtucket, 6:05	Tennessee, 8:00	Lakeland, 7:05	West Virginia, 7:00		
April 29	at Pawtucket, 6:15	Tennessee, 7:00	Lakeland, 4:05	West Virginia, 6:00		
April 30	at Pawtucket, 1:35	Tennessee, 2:00	Lakeland, 1:05	West Virginia, 2:00		
May 1	OFF	Tennessee, 11:35	at Palm Beach, 6:30	OFF		
May 2	Durham, 7:05	OFF	at Palm Beach, 6:30	at Hagerstown, 7:05		
May 3	Durham, 7:05	at Birmingham, 8:05	at Palm Beach, 6:30	at Hagerstown, 7:05		
May 4	Durham, 10:35	at Birmingham, 8:05	at Palm Beach, 10:30A	at Hagerstown, 7:05		
May 5	at Charlotte, 7:05	at Birmingham, 8:05	Clearwater, 7:05	at Greensboro, 7:00		
May 6	at Charlotte, 7:05	at Birmingham, 7:30	Clearwater, 4:05	at Greensboro, 7:00		
May 7	at Charlotte, 2:05	at Birmingham, 4:00	Clearwater, 1:05	at Greensboro, 4:00		
May 8	Toledo, 7:05	Mobile, 8:00	at Daytona, 7:05	at Greensboro, 10:45		
May 9	Toledo, 7:05	Mobile, 8:00	at Daytona, 7:05	OFF		
May 10	Toledo, 7:05	Mobile, 11:35	at Daytona, 10:35A	Hagerstown, 7:00		
May 11	Toledo, 10:35A	Mobile, 8:00	at Lakeland, 6:30	Hagerstown, 7:00		
May 12	Columbus, 7:05	Mobile, 8:00	at Lakeland, 6:30	Hagerstown, 7:00		
May 13	Columbus, 6:05	at Biloxi, 7:35	at Lakeland, 6:00	Kannapolis, 6:00		
May 14	Columbus, 1:05	at Biloxi, 2:05	OFF	Kannapolis, 2:00		
May 15	at Norfolk, 6:35	at Biloxi, 7:35	Tampa, 6:35	Kannapolis, 7:00		
May 16	at Norfolk, 6:35	at Biloxi, 11:35	Tampa, 6:35	Kannapolis, 7:00		
May 17	at Norfolk, 12:05	at Biloxi, 7:35	Tampa, 6:35	OFF		
May 18	at Durham, 7:05	at Jacksonville, 7:05	Tampa, 6:35	Lexington, 7:00		
May 19	at Durham, 7:05	at Jacksonville, 7:05	at Palm Beach, 6:30	Lexington, 7:00		
May 20	at Durham, 6:35	at Jacksonville, 6:05	at Palm Beach, 5:30	Lexington, 6:00		
May 21	at Durham, 5:05	at Jacksonville, 3:05	at Palm Beach, 1:00	Lexington, 2:00		
May 22	OFF	at Jacksonville, 11:05	Clearwater, 6:35	at Asheville, 7:05		
May 23	Buffalo, 7:05	OFF	Clearwater, 6:35	at Asheville, 7:05		
May 24	Buffalo, 7:05	Pensacola, 8:00	Clearwater, 6:35	at Asheville, 11:05		
May 25	Buffalo, 12:05	Pensacola, 8:00	Clearwater, 6:35	at Augusta, 7:05		
May 26	Syracuse, 7:05	Pensacola, 8:00	Palm Beach, 7:05	at Augusta, 7:05		
May 27	Syracuse, 6:05	Pensacola, 7:00	Palm Beach, 4:05	at Augusta, 6:05		



Date	Gwinnett	Mississippi	Florida	Rome	Danville	GCL
May 28	Syracuse, 1:05	Pensacola, 2:00	Palm Beach, 1:05	at Augusta, 6:35		
May 29	Syracuse, 1:05	OFF	OFF	at Greenville, 2:05		
May 30	at Louisville, 6:35	at Jackson, 7:05	at Clearwater, 7:00	at Greenville, 7:05		
May 31	at Louisville, 6:35	at Jackson, 7:05	at Clearwater, 12:00	at Greenville, 7:05		
June 1	at Louisville, 7:05	at Jackson, 7:05	at Clearwater, 7:00	West Virginia, 7:00		
June 2	at Indianapolis, 7:15	at Jackson, 7:05	at Clearwater, 6:15	West Virginia, 7:00		
June 3	at Indianapolis, 7:05	at Jackson, 7:05	St. Lucie, 4:05	West Virginia, 6:00		
June 4	at Indianapolis, 1:35	Biloxi, 6:00	St. Lucie, 1:05	West Virginia, 2:00		
June 5	Norfolk, 7:05	Biloxi, 8:00	St. Lucie, 7:05	OFF		
June 6	Norfolk, 7:05	Biloxi, 8:00	St. Lucie, 7:05	at Augusta, 7:05		
June 7	Norfolk, 12:05	Biloxi, 8:00	OFF	at Augusta, 7:05		
June 8	Charlotte, 7:05	Biloxi, 8:00	at Charlotte, 6:35	at Augusta, 7:05		
June 9	Charlotte, 7:05	at Pensacola, 7:35	at Charlotte, 6:35	at Asheville, 7:05		
June 10	Charlotte, 6:05	at Pensacola, 7:35	at Charlotte, 6:35	at Asheville, 6:05		
June 11	Charlotte, 1:05	at Pensacola, 5:05	at Charlotte, 6:05	at Asheville, 2:05		
June 12	OFF	at Pensacola, 7:35	Daytona, 7:05	at Asheville, 7:05		
June 13	at Toledo, 7:05	at Pensacola, 7:35	Daytona, 7:05	Augusta, 7:00		
June 14	at Toledo, 7:05	Montgomery, 8:00	Daytona, 7:05	Augusta, 7:00		
June 15	at Toledo, 7:05	Montgomery, 8:00	Daytona, 7:05	Augusta, 7:00		
June 16	at Columbus, 7:15	Montgomery, 8:00	All-Star Break	Greenville, 7:00		
June 17	at Columbus, 7:15	Montgomery, 7:00	All-Star Break	Greenville, 6:00		
June 18	at Columbus, 2:05	Montgomery, 2:00	All-Star Break	Greenville, 2:00		
June 19	Charlotte, 7:05	All-Star Break	at Tampa, TBD	All-Star Break		
June 20	Charlotte, 7:05	All-Star Break	at Tampa, TBD	All-Star Break		
June 21	Charlotte, 7:05	All-Star Break	at Tampa, TBD	All-Star Break		
June 22	Charlotte, 7:05	at Biloxi, 7:35	Fort Myers, 7:05	at Asheville, 7:05	at Elizabethton, 7:00	
June 23	Norfolk, 7:05	at Biloxi, 7:35	Fort Myers, 7:05	at Asheville, 7:05	at Elizabethton, 7:00	
June 24	Norfolk, 6:05	at Biloxi, 7:35	Fort Myers, 7:05	at Asheville, 6:05	at Elizabethton, 6:00	
June 25	Norfolk, 1:05	at Biloxi, 6:05	Fort Myers, 5:05	at Asheville, 2:05	Princeton, 6:00	
June 26	at Toledo, 7:05	at Biloxi, 7:35	OFF	Charleston, 7:00	Princeton, 7:00	at Yankees East, 12:00
June 27	at Toledo, 7:05	OFF	at Jupiter, 6:30	Charleston, 7:00	Princeton, 7:00	Yankees East, 12:00
June 28	at Toledo, 12:05	Chattanooga, 8:00	at Jupiter, 6:30	Charleston, 7:00	at Burlington, 7:00	at Pirates, 12:00
June 29	at Toledo, 7:05	Chattanooga, 8:00	at Jupiter, 12:00	Charleston, 7:00	at Burlington, 7:00	Pirates, 12:00
June 30	at Charlotte, 7:05	Chattanooga, 8:00	at Bradenton, 6:30	at Columbia, 7:05	at Burlington, 7:00	at Yankees West, 12:00
July 1	at Charlotte, 7:05	Chattanooga, 7:00	at Bradenton, 6:30	at Columbia, 7:05	Elizabethton, 7:00	Yankees West, 10:00
July 2	at Charlotte, 2:05	Chattanooga, 6:00	at Bradenton, 1:00	at Columbia, 5:05	Elizabethton, 4:00	OFF
July 3	at Charlotte, 7:05	Chattanooga, 8:00	at Bradenton, 6:30	at Columbia, 7:05	Elizabethton, 7:00	Phillies, 12:00
July 4	Norfolk, 7:05	at Mobile, 7:35	Jupiter, 7:05	Greenville, 7:00	at Pulaski, 7:00	at Phillies, 12:00
July 5	Norfolk, 7:05	at Mobile, 7:35	Jupiter, 7:05	Greenville, 7:00	at Pulaski, 7:00	at Blue Jays, 12:00
July 6	Norfolk, 12:05	at Mobile, 7:35	Jupiter, 7:05	Greenville, 7:00	at Pulaski, 7:00	Blue Jays, 12:00
July 7	Indianapolis, 7:05	at Mobile, 8:05	Charlotte, 7:05	West Virginia, 7:00	Burlington, 7:00	Tigers West, 12:00
July 8	Indianapolis, 6:05	at Mobile, 8:05	Charlotte, 7:05	West Virginia, 6:00	Burlington, 7:00	at Tigers West, 10:00
July 9	Indianapolis, 1:05	Jackson, 6:00	Charlotte, 5:05	West Virginia, 2:00	Burlington, 4:00	OFF
July 10	All-Star Break	Jackson, 8:00	Charlotte, 7:05	West Virginia, 7:00	Burlington, 7:00	Pirates, 12:00
July 11	All-Star Break	Jackson, 8:00	OFF	OFF	OFF	at Pirates, 12:00
July 12	All-Star Break	Jackson, 8:00	at Lakeland, 6:30	at Lakewood, 7:05	at Princeton, 7:00	Yankees East, 12:00
July 13	at Charlotte, 7:05	at Pensacola, 7:35	at Lakeland, 6:30	at Lakewood, 7:05	at Princeton, 7:00	at Yankees East, 12:00
July 14	at Charlotte, 7:05	at Pensacola, 7:35	at Lakeland, 6:30	at Lakewood, 7:05	at Princeton, 7:00	Tigers East, 12:00
July 15	at Charlotte, 7:05	at Pensacola, 7:35	at Tampa, TBD	at Delmarva, 7:05	Bluefield, 7:00	at Tigers East, 10:00
July 16	at Charlotte, 5:05	at Pensacola, 5:05	at Tampa, TBD	at Delmarva, 5:05	Bluefield, 4:00	OFF
July 17	Lehigh Valley, 7:05	at Pensacola, 7:35	at Tampa, TBD	at Delmarva, 7:05	Bluefield, 7:00	Yankees West, 12:00
July 18	Lehigh Valley, 7:05	OFF	Lakeland, 7:05	OFF	Greenville, 7:00	at Yankees West, 12:00
July 19	Lehigh Valley, 7:05	Biloxi, 8:00	Lakeland, 7:05	Lakewood, 7:00	Greenville, 7:00	at Phillies, 12:00
July 20	Indianapolis, 7:05	Biloxi, 8:00	Lakeland, 7:05	Lakewood, 7:00	Greenville, 7:00	Phillies, 12:00

Date	Gwinnett	Mississippi	Florida	Rome	Danville	GCL
July 21	Indianapolis, 7:05	Biloxi, 8:00	St. Lucie, 7:05	Lakewood, 7:00	at Johnson City, 7:00	Blue Jays, 12:00
July 22	Indianapolis, 6:05	Biloxi, 7:00	St. Lucie, 7:05	Delmarva, 6:00	at Johnson City, 7:00	at Blue Jays, 10:00
July 23	Indianapolis, 1:05	Biloxi, 6:00	St. Lucie, 5:05	Delmarva, 2:00	at Johnson City, 6:00	OFF
July 24	at Lehigh Valley, 7:05	OFF	St. Lucie, 7:05	Delmarva, 7:00	at Kingsport, 6:30	at Tigers West, 12:00
July 25	at Lehigh Valley, 11:35	Jacksonville, 8:00	at Jupiter, 6:30	Delmarva, 7:00	at Kingsport, 6:30	Tigers West, 12:00
July 26	at Lehigh Valley, 7:05	Jacksonville, 8:00	at Jupiter, 6:30	OFF	at Kingsport, 6:30	at Pirates, 12:00
July 27	at Lehigh Valley, 7:05	Jacksonville, 8:00	at Jupiter, 6:30	at Asheville, 7:05	Johnson City, 7:00	Pirates, 12:00
July 28	at Syracuse, 7:05	Jacksonville, 8:00	at Jupiter, 6:30	at Asheville, 7:05	Johnson City, 7:00	at Yankees East, 12:00
July 29	at Syracuse, 7:05	Jacksonville, 7:00	at Dunedin, 6:30	at Asheville, 6:05	Johnson City, 7:00	Yankees East, 10:00
July 30	at Syracuse, 1:05	at Mobile, 6:05	at Dunedin, 5:00	at Asheville, 2:05	Bristol, 4:00	OFF
July 31	Norfolk, 7:05	at Mobile, 7:35	at Dunedin, 6:30	Augusta, 7:00	Bristol, 7:00	at Tigers East, 12:00
August 1	Norfolk, 7:05	at Mobile, 7:35	at Dunedin, 6:30	Augusta, 7:00	Bristol, 7:00	Tigers East, 12:00
August 2	Norfolk, 7:05	at Mobile, 7:35	OFF	Augusta, 7:00	OFF	at Yankees West, 12:00
August 3	OFF	at Mobile, 7:35	Bradenton, 7:05	Asheville, 7:00	at Greenville, 7:00	Yankees West, 12:00
August 4	at Charlotte, 7:05	Biloxi, 8:00	Bradenton, 7:05	Asheville, 7:00	at Greenville, 7:00	Phillies, 12:00
August 5	at Charlotte, 7:05	Biloxi, 7:00	Bradenton, 7:05	Asheville, 6:00	at Greenville, 6:00	at Phillies, 10:00
August 6	at Charlotte, 5:05	Biloxi, 6:00	Bradenton, 5:05	Asheville, 2:00	at Bristol, 6:00	OFF
August 7	Scranton/WB, 7:05	Biloxi, 8:00	at St. Lucie, TBD	at Augusta, 7:05	at Bristol, 7:00	at Blue Jays, 12:00
August 8	Scranton/WB, 7:05	Biloxi, 8:00	at St. Lucie, TBD	at Augusta, 7:05	at Bristol, 7:00	Blue Jays, 12:00
August 9	Scranton/WB, 7:05	OFF	at St. Lucie, TBD	at Augusta, 7:05	Bluefield, 7:00	Tigers West, 12:00
August 10	Louisville, 7:05	at Jacksonville, 7:05	at Jupiter, 6:30	at Greenville, 7:05	Bluefield, 7:00	at Tigers West, 12:00
August 11	Louisville, 7:05	at Jacksonville, 7:05	at Jupiter, 6:30	at Greenville, 7:05	Bluefield, 7:00	Pirates, 12:00
August 12	Louisville, 6:05	at Jacksonville, 6:05	at Jupiter, 5:30	at Greenville, 7:05	at Burlington, 7:00	at Pirates, 10:00
August 13	Louisville, 1:05	at Jacksonville, 3:05	at Jupiter, 1:00	at Greenville, 4:05	at Burlington, 6:00	OFF
August 14	OFF	at Jacksonville, 7:05	Tampa, 7:05	OFF	at Burlington, 7:00	Yankees East, 12:00
August 15	at Scranton/WB, 7:05	OFF	Tampa, 7:05	Asheville, 7:00	at Burlington, 7:00	at Yankees East, 12:00
August 16	at Scranton/WB, 7:05	Pensacola, 8:00	Tampa, 7:05	Asheville, 7:00	OFF	Tigers East, 12:00
August 17	at Scranton/WB, 7:05	Pensacola, 8:00	Tampa, 7:05	Asheville, 7:00	Kingsport, 7:00	at Tigers East, 12:00
August 18	at Buffalo, 7:05	Pensacola, 8:00	Jupiter, 7:05	at Columbia, 7:05	Kingsport, 7:00	Yankees West, 12:00
August 19	at Buffalo, 6:05	Pensacola, 7:00	Jupiter, 7:05	at Columbia, 7:05	Kingsport, 7:00	at Yankees West, 10:00
August 20	at Buffalo, 1:05	Pensacola, 2:00	Jupiter, 5:05	at Columbia, 5:05	Princeton, 4:00	OFF
August 21	at Durham, 7:05	at Chattanooga, 7:15	OFF	at Columbia, 1:05	Princeton, 7:00	at Phillies, 12:00
August 22	at Durham, 7:05	at Chattanooga, 7:15	at Dunedin, 6:30	Lexington, 7:00	Princeton, 11:00	Phillies, 12:00
August 23	at Durham, 7:05	at Chattanooga, 7:15	at Dunedin, 6:30	Lexington, 7:00	at Pulaski, 7:00	Blue Jays, 12:00
August 24	at Durham, 7:05	at Chattanooga, 7:15	at Dunedin, 6:30	Lexington, 7:00	at Pulaski, 7:00	at Blue Jays, 12:00
August 25	Charlotte, 7:05	at Chattanooga, 7:15	Daytona, 7:05	Greensboro, 7:00	at Pulaski, 7:00	at Tigers East, 12:00
August 26	Charlotte, 6:05	at Pensacola, 7:35	Daytona, 7:05	Greensboro, 6:00	at Bluefield, 7:00	Tigers East, 10:00
August 27	Charlotte, 1:05	at Pensacola, 5:05	Daytona, 5:05	Greensboro, 2:00	at Bluefield, 6:00	OFF
August 28	at Norfolk, 7:05	at Pensacola, 7:35	Dunedin, 7:05	OFF	at Bluefield, 7:00	at Pirates, 12:00
August 29	at Norfolk, 7:05	at Pensacola, 7:35	Dunedin, 7:05	at Greenville, 7:05	Pulaski, 7:00	Pirates, 12:00
August 30	at Norfolk, 7:05	at Pensacola, 7:35	Dunedin, 7:05	at Greenville, 7:05	Pulaski, 7:00	at Yankees East, 12:00
August 31	at Norfolk, 7:05	Birmingham, 8:00	at Daytona, 7:05	at Greenville, 7:05	Pulaski, 7:00	Yankees East, 12:00
September 1	Durham, 7:05	Birmingham, 8:00	at Daytona, 7:05	Columbia, 7:00		Tigers East, 12:00
September 2	Durham, 6:05	Birmingham, 7:00	at Daytona, 7:05	Columbia, 6:00		at Blue Jays, 10:00
September 3	Durham, 1:05	Birmingham, 6:00	at Daytona, 5:35	Columbia, 2:00		
September 4	Durham, 1:05	Birmingham, 1:00		Columbia, 7:00		

# MINOR LEAGUE PLAYERS [AS OF 2/1/2017]

Abreu, Erick (LHP)	Franco, Enderson (RHP)	Lopez, Yoeli (OF)	Reyes, Charles (OF)
Acuna, Ronald (OF)	Fuenmayor, Balbino (INF)	Lora, Eudis (INF)	Reynolds, Danny (RHP)
Adams, Lane (OF)	Gamez, Luis (RHP)	Mader, Michael (LHP)	Rice, Zach (LHP)
Adrianza, Andres (C)	Gaylor, Stephen (OF)	Maitan, Kevin (INF)	Richardson, David (RHP)
Albers, Andrew (LHP)	Gebhardt, Ryan (INF)	Marksberry, Matt (LHP)	Riley, Austin (INF)
Allard, Kolby (LHP)	Geekie, Dalton (RHP)	Martinez, Carlos (C)	Rodriguez, Kelvin (LHP)
Anderson, Ian (RHP)	Giardina, Sal (C)	Martinez, Jhon (LHP)	Rodriguez, Ricardo (C)
Aquino, Alex (INF)	Gilmore, Connor (RHP)	Matos, Bladimir (RHP)	Rodriguez, Richard (INF)
Araiza, Armando (C)	Godfrey, Sean (OF)	McCreery, Adam (LHP)	Rojas Jr., Mel (OF)
Avery, Xavier (OF)	Gohara, Luiz (LHP)	McLaughlin, Sean (RHP)	Rojas, Luidemid (IF)
Avila, Andres (RHP)	Gonzalez, Matt (INF)	McLemore, Darien (INF)	Rojas, Romer (OF)
Baez, Leudys (OF)	Graham, Josh (RHP)	Medlen, Kris (RHP)	Roney, Bradley (RHP)
Barreda, Manny (RHP)	Grullon, Yeudi (INF)	Mejia, Dilmer (LHP)	Rowland, Matt (RHP)
Bautista, Gregory (RHP)	Guardado, Anthony (RHP)	Mejia, Luis (INF)	Salazar, Alejandro (INF)
Becherer, Zach (RHP)	Guitian, Emmanuel (C)	Mendez, Erison (OF)	Salazar, Carlos (RHP)
Benson, Griffin (INF)	Gutierrez, Abraham (C)	Meneses, Joey (INF)	Salazar, Danyer (INF)
Bermudez, Jose (OF)	Harper, Reed (INF)	Michel, Shean (OF)	Sanchez, Filyer (LHP)
Blanco, Reilys (INF)	Harrington, Drew (LHP)	Montilla, Jose (RHP)	Sanchez, Isaac (RHP)
Boeldak, Sander (OF)	Hearn, Matt (CF)	Mooney, Marcus (INF)	Sanchez, Ricardo (LHP)
Brothers, Rex (LHP)	Hellinger, Jaret (LHP)	Moore, Dylan (INF)	Santos, Lisandro (LHP)
Burrows, Thomas (LHP)	Herbert, Lucas (C)	Moore, Navery (RHP)	Schlosser, Ryan (RHP)
Caicedo, Oriel (LHP)	Heredia, Jesus (RHP)	Moore, Stephen (RHP)	Schrader, Jake (INF)
Caminero, Carlos (LHP)	Hernandez, Servando (RHP)	Mora, Luis (RHP)	Sepulveda, Jhoniel (RHP)
Carrillo, Franger (OF)	Hodgson, Alger (RHP)	Morales, Jonathan (C)	Severino, Yunior (INF)
Carroll, Dalton (RHP)	Hoekstra, Kurt (INF)	Morales, Juan (INF)	Seymour, Anfernee (INF)
Castro, Carlos (C)	Howell, Gabe (INF)	Moreno, Jean (RHP)	Shumpert, Nick (INF)
Catenio, Carlos (C)	Hyams, Levi (INF)	Morla, Ramon (RHP)	Sobotka, Chad (RHP)
Clark, Ryan (RHP)	Hyssong, Taylor (LHP)	Moss, J.B. (LF)	Soroka, Mike (RHP)
Clouse, Corbin (LHP)	Iriarte, Roy (RHP)	Muller, Kyle (LHP)	Soto, Livan (INF)
Colon, Madinson (RHP)	Isea, Emmanuel (OF)	Murphy, Tanner (C)	Stanton, Cameron (RHP)
Concepcion, Anthony (OF)	Jackson, Alex (OF)	Mustelier, Ronnier (INF)	Suarez, Gilbert (RHP)
Contreras, Juan (RHP)	James, Jared (LF)	Navarro, Raymar (RHP)	Sucre, Antonio (OF)
Contreras, William (C)	Javier, Ciriaco (RHP)	Neslony, Tyler (LF)	Taveras, Ramon (RHP)
Crowley, Alan (C)	Javier, Odalvi (RHP)	Nesovic, Robby (INF)	Toussaint, Touki (RHP)
Cruz, Derian (INF)	Jerez, Miguel (LHP)	Nevarez, Wigberto (C)	Tuiasosopo, Matt (OF)
Cumberland, Brett (C)	Johnson-Mullins, Chase (LHP)	Noguera, Gabriel (LHP)	Valenzuela, Luis (INF)
Curcio, Keith (OF)	Jones, Grayson (RHP)	Obregon, Omar (INF)	Vasquez, Braulio (INF)
Custred, Matt (RHP)	Josephina, Kevin (INF)	O'Malley, Ryan (INF)	Vasquez, Williams (RHP)
Danciu, Parker (LHP)	Juan, Manuel (OF)	O'Neal, Michael (LHP)	Vega, Bredio (RHP)
Davidson, Braxton (OF)	Julian, Deyvis (RHP)	Ordonez, Sergio (C)	Ventura, Randy (OF)
Davidson, Tucker (LHP)	Kazmar, Sean (INF)	Orozco, Evertz (RHP)	Volquez, Albinson (RHP)
De Hoyos, Victor (C)	Keller, Bradley (OF)	Osuna, Ramon (INF)	Walker, Adam (OF)
De Jesus, Luis (RHP)	Kennedy, Jon (LHP)	Ovando, Luis (INF)	Walker, Jeremy (RHP)
De La Cruz, Jasseel (RHP)	Kent, Steven (LHP)	Pache, Cristian (OF)	Walsh, Colin (INF)
del Rosario, Yefri (RHP)	Kinman, Kyle (LHP)	Parsons, Wes (RHP)	Watts, Devan (RHP)
Diaz, Chris (LHP)	Kubitza, Kyle (INF)	Pena, Yenci (INF)	Webb, Jacob (RHP)
Diaz, Jhonny (LHP)	Lago, Alay (INF)	Peterson, David (RHP)	Wentz, Joey (LHP)
Didder, Ray-Patrick (OF)	Landoni, Emerson (INF)	Pfeifer, Philip (LHP)	White, Brandon S. (RHP)
Dirks, Caleb (RHP)	Lara, Jordy (RHP)	Phillips, Evan (RHP)	White, Brandon T. (RHP)
Ellison, Justin (OF)	Lawlor, Ryan (LHP)	Pike, Tyler (LHP)	Wilson, Bryse (RHP)
Encarnacion, Jean Carlos (INF)	Lee, Alex (INF)	Pimentel, Cesilio (LHP)	Wilson, Israel (INF)
Estrada, Richard (C)	Lewis, Taylor (RHP)	Pokorney, Jackson (CF)	Withrow, Matt (RHP)
Fernandez, Jeremy (INF)	Leyva, Elian (RHP)	Polanco, Juan (RHP)	Yepez, Juan (INF)
Foley, Matt (C)	Lien, Connor (OF)	Ramos, Jeffrey (OF)	Zuniga, Guillermo (RHP)
Franco, Carlos (INF)	Lopez, Carlos (RHP)	Rangel, Alan (RHP)	

**ABREU, ERICK** LEFT-HANDED PITCHER

**Bats:** L **Throws:** L **Height:** 6-3 **Weight:** 180  
**Born:** 1/1/98 in Santo Domingo Este, DR **Resides:** Santo Domingo Este, DR  
**Obtained:** Signed by the Braves as a non-drafted free agent on January 12, 2016.  
**Signed By:** Jonathan Cruz

Year	Club	W-L	ERA	G	GS	CG	SHO	SV	IP	H	R	ER	HR	HB	BB	SO	WP	BK
2016	DSL Braves	1-1	5.52	16	1	0	0	0	31.0	26	23	19	1	5	27	31	7	0

**ACUNA, RONALD** OUTFIELDER

**Bats:** R **Throws:** R **Height:** 6-0 **Weight:** 180  
**Born:** 12/18/97 in La Guaira, Venezuela **Resides:** La Sabana, Venezuela  
**Obtained:** Signed by the Braves as a non-drafted free agent on July 2, 2014.  
**Signed By:** Rolando Petit

**Braves 2017 Prospect Ranking:** No. 2 (Baseball Prospectus); No. 6 (*Baseball America*); No. 8 (MLB.com).  
**Top 100 Prospects Lists:** No. 67 (*Baseball America*)

**2016 Review:** Played 30 games with Single-A Rome to open the season and batted .300 (33-for-110) with five extra-base hits and a .389 OBP before injuring his thumb and being placed on the 7-day disabled list on 5/10... Activated from the disabled list on 8/26 after a two-game rehabilitation stint with the GCL Braves...Ended his first full professional season batting .311 (46-for-148) in 40 total games with Rome...Swiped 14 bases in just 42 total games, good for ninth most among Braves farmhands...Batted just .154 (4-for-26) with three runs and three RBI in seven postseason games, but three of his hits went for extra bases (one double, two triples) as Rome won the South Atlantic League Championship Series...Named by *Baseball America* as the No. 12 prospect in the South Atlantic League at the conclusion of the season...**2015:** Entered 2016 tabbed by *Baseball America* as Atlanta's No. 28 prospect...Split his first professional season between the GCL Braves and rookie-level Danville at 17 years old, combining to hit .269 (54-for-201) with 22 extra-base hits and 18 RBI in 55 games...Ended the season in the Top 10 among all Braves farmhands in OPS (5th, .818) and stolen bases (T8th, 16)...Exited the year tabbed by *Baseball America* as the 11th-best prospect in the GCL and the 14th-best farmhand in the Appalachian League... Fell a home run short of the cycle in his second professional game, going 3-for-4 with four runs and an RBI... Ended the season on a nine-game hitting streak, batting .371 (13-for-35) with six runs, five RBI and six walks.

Year	Club	AVG	G	AB	R	H	2B	3B	HR	RBI	SH	SF	HP	BB	SO	SB	CS	E
2015	GCL Braves	.258	37	132	31	34	9	2	3	11	0	0	7	18	23	11	3	2
	Danville	.290	18	69	10	20	5	2	1	7	0	0	1	10	19	5	1	0
2016	Rome	.311	40	148	27	46	2	2	4	18	3	1	1	18	28	14	7	0
	GCL Braves	.333	2	6	1	2	0	0	0	1	0	0	1	1	1	0	0	0
<b>Minor Totals</b>		<b>.287</b>	<b>97</b>	<b>355</b>	<b>69</b>	<b>102</b>	<b>16</b>	<b>6</b>	<b>8</b>	<b>37</b>	<b>3</b>	<b>1</b>	<b>10</b>	<b>47</b>	<b>71</b>	<b>30</b>	<b>11</b>	<b>2</b>

**ADAMS, LANE** OUTFIELDER

**Bats:** R **Throws:** R **Height:** 6-4 **Weight:** 190  
**Born:** 11/13/89 in Talihiha, OK **Resides:** Red Oak, OK  
**School:** Red Oak (OK) HS  
**Obtained:** Signed by the Braves as a minor-league free agent on December 4, 2016.  
**Signed By:** Steve Gossett (Royals)

**2016 Review:** Split the season between four different teams and a pair of organizations, combining to bat .266 (114-for-428) with 66 runs, 20 doubles, 10 homers, 56 RBI and a career-high 44 steals between Trenton (AA) and Scranton/Wilkes-Barre (AAA) of the Yankees system and Tennessee (AA) and Iowa (AAA) of the Cubs...Claimed off waivers by the Yankees from Kansas City on 1/15 before signing with Chicago (NL) as a minor-league free agent on 8/3...Named Southern League Player of the Week on 8/28 after batting .500 (14-for-28) with five runs, four doubles, one homer, 12 RBI and seven stolen bases over seven games during the week...Collected 28 multi-hit games on the season, including nine three-hit efforts...Swiped 44 bases and was thrown out just five times, converting on 90% of his stolen base attempts...**2015:** Combined to bat .281 (137-for-488) with 72 runs, 26 doubles, 16 home runs and 62 RBI between Double-A Northwest Arkansas and Triple-A Omaha...Sixteen home runs marked a new career high and were fifth most among Royals farmhands, while his 31 stolen bases tied for fourth most...Logged a 15-game hitting streak from 7/17-8/1, batting .438 (28-for-64) with 11 RBI and a pair of four-hit games...Batted .311 (37-for-119) with a .546 slugging percentage against left-handed pitchers, while hitting .271 (100-for-369) and slugging .412 against righties...**2014:** Made his Major League debut on 9/1 vs. TEX and played in six games with the Royals...Four of his six appearances were as a pinch runner...Selected as the Northwest Arkansas (AA) Player of the Year after batting .269 (109-for-405) with 25 doubles, 11 homers and 36 RBI...Also tabbed a Texas League mid-season and postseason All-Star...Ranked third in the Texas League in steals (38), tied for sixth in runs (65) and 10th in on-base percentage (.352)...Hit .323 (43-for-133) with 12 doubles, a triple and five homers (.541 SLG) after the All-Star break...Tabbed the league's Player of the Week on 6/30

after batting .429 (9-for-21) with three doubles, a triple, three homers and 12 RBI in the five games during the previous week...Batted a season-best .313 during the month of June, also setting season highs in doubles (9), homers (7) and RBI (19)...**2013:** Split the regular season between Wilmington (High-A) and Northwest Arkansas (AA), combining to bat .265 (127-for-479) with 86 runs, 30 doubles, three triples, 12 home runs, 65 RBI and 38 steals between the two stops...Tabbed the George Brett Hitter of the Year (Royals' top minor league position player) and Wilmington Player of the Year...Ranked ninth in the Carolina League with 23 stolen bases...Drew 43 walks in 87 games for a .367 OBP...Hit .244 with seven doubles, five homers and 26 RBI at Northwest Arkansas...Tied the Nationals' club records with three homers and seven RBI vs. Corpus Christi on 8/13...Helped Omaha win the Pacific Coast League Championship, joining the club for the playoffs and batting .258 (8-for-31) with six runs in eight games...**2012:** Appeared in 135 games between Kane County (A) and Wilmington (High-A), batting .269 (141-for-524) with 77 runs, 23 doubles, 11 home runs and 69 RBI...The 141 hits established a new career high and were third-most among Royals farmhands...Also finished in the Top 10 of the Kansas City chain in runs (2nd, 77), RBI (T5th, 69), doubles (T10th, 23) and stolen bases (10th, 19)...**2011:** Appeared in 90 games across three levels of the Royals system, combining to bat .261 (87-for-333) between Burlington (R), the AZL Royals and Kane County (A)...**2010:** Played his first full professional season with rookie-level Idaho Falls, batting .282 (48-for-170) with 31 runs, 13 extra-base hits, 18 RBI and eight steals in 41 games...Did not get caught attempting to steal on the season, and his eight stolen bases were most by a Royals farmhand without a caught stealing.

Year	Club	AVG	G	AB	R	H	2B	3B	HR	RBI	SH	SF	HP	BB	SO	SB	CS	E
2009	AZL Royals	.233	29	103	18	24	2	2	0	10	1	1	1	16	32	14	1	2
2010	Idaho Falls	.282	41	170	31	48	8	3	2	18	3	2	0	18	38	8	0	1
2011	Kane County	.230	43	152	22	35	7	2	1	11	1	2	2	14	44	7	2	5
	AZL Royals	.357	4	14	5	5	3	0	0	1	0	0	1	3	4	0	1	0
	Burlington	.281	43	167	31	47	9	3	5	20	2	3	3	17	45	9	1	2
2012	Kane County	.298	67	262	40	78	13	4	5	44	2	4	2	21	48	11	1	4
	Wilmington	.240	68	262	37	63	10	1	6	25	0	0	2	21	64	8	4	1
2013	Wilmington	.276	87	323	56	89	23	2	7	39	0	2	2	43	66	23	6	5
	NW Arkansas	.244	44	156	30	38	7	1	5	26	0	0	3	18	45	15	0	1
2014	NW Arkansas	.269	105	405	65	109	25	3	11	36	2	4	9	45	86	38	9	4
	Burlington	.500	3	10	3	5	2	2	0	4	0	0	0	4	1	0	0	0
	Kansas City	.000	6	3	1	0	0	0	0	0	0	0	0	0	2	0	0	0
2015	NW Arkansas	.298	97	373	58	111	21	3	12	49	0	3	2	36	98	29	6	7
	Omaha Storm	.226	37	115	14	26	5	0	4	13	1	2	1	13	21	2	1	2
2016	Trenton	.253	84	289	49	73	12	1	6	32	0	2	5	36	84	31	5	0
	Scranton/WB	.267	8	30	2	8	1	0	0	3	0	0	0	2	10	0	0	0
	Tennessee	.325	22	83	12	27	6	0	3	19	1	0	2	5	20	9	0	1
	Iowa	.231	7	26	3	6	1	0	1	2	0	0	0	0	5	4	0	1
Minor Totals		.269	789	2940	476	792	155	27	68	352	13	25	35	312	711	208	37	36
Major Totals		.000	6	3	1	0	0	0	0	0	0	0	0	0	2	0	0	0

## ADRIANZA, ANDRES CATCHER

**Bats:** R **Throws:** R **Height:** 6-0 **Weight:** 190  
**Born:** 2/6/99 in Cumana, Venezuela **Resides:** Cumana, Venezuela  
**Obtained:** Signed by the Braves as a non-drafted free agent on July 2, 2016.  
**Signed By:** Rolando Petit

Year	Club	AVG	G	AB	R	H	2B	3B	HR	RBI	SH	SF	HP	BB	SO	SB	CS	E
2016	DSL Braves	.219	29	96	10	21	5	0	0	7	2	2	2	10	24	0	0	5

## ALBERS, ANDREW LEFT-HANDED PITCHER

**Bats:** R **Throws:** L **Height:** 6-1 **Weight:** 195  
**Born:** 10/6/85 in North Battleford, Canada **Resides:** North Battleford, Canada  
**School:** University of Kentucky  
**Obtained:** Signed by the Braves as a minor-league free agent on December 20, 2016.  
**Signed By:** Ash Lawson (Padres)

**2016 Review:** Opened the season with Lancaster of the independent Atlantic League before signing with the Twins as a minor-league free agent on 4/29...Made 19 appearances with Triple-A Rochester before joining Minnesota for the second game of a doubleheader on 8/11...Returned to Rochester and made two appearances from 8/14-25 before rejoining the Twins for good on 8/26...Went 10-6 with a 3.69 ERA (51 ER/124.1 IP) in 21 starts for the Red Wings, including a pair of complete games...Posted a 5.82 ERA (11 ER/17.0 IP) in six appearances (two starts) for Minnesota, fanning 16 batters...**2015:** Spent the season in the Toronto organization, making 20 appearances (15 starts) with Triple-A Buffalo and appearing in one game with the Blue Jays...Went 2-11 with a 5.70 ERA (53 ER/83.2 IP) and one complete game with the Bison...Posted a 3.09 ERA (8 ER/23.1 IP) over his first four starts of the season before being selected to the Major League roster and tossing 2.2 innings of one-run relief at Cleveland on 5/1...Optioned back to Buffalo following the game on 5/1 and completed the



MINOR LEAGUE PLAYERS

remainder of his season with the Bison...Pitched to a 2.25 ERA (3 ER/12.0 IP) over six relief appearances while going 2-10 with a 6.17 ERA (51 ER/74.1 IP) over 15 starts...**2014:** Pitched for the Hanwha Eagles of the Korea Baseball Organization, posting a 6-13 record with a 5.89 ERA (99 ER/151/1 IP) in 28 starts...Twenty-eight starts were a team high and he led the club with 107 strikeouts...Recorded one of two complete games for Eagles in 2014. **2013:** Made 10 starts for Minnesota in his first Major League action...Made his Major League debut 8/6 at KC and tossed 8.1 shutout innings with four hits and one walk allowed, striking out a pair to earn the win... Became the first pitcher in Minnesota history (since 1961) to throw more than 7.0 scoreless innings in his Major League debut; also became the third pitcher in franchise history (since 1901) to pitch 8.0-plus scoreless innings in his debut, the previous two being Washington's George Dumont (9.0 IP) 9/14/1915 vs. CLE, and Washington's Mike Fornieles (9.0 IP) 9/2/1952 vs. PHI...Tossed a shutout in his second Major League start, 8/12 vs. CLE, allowing two hits and walking none in a 3-0 win...Became the first pitcher to not allow a run in either of his first two games in the Major Leagues, while pitching at least 8.0 innings in each game, since BAL's Tom Phoebus began his career with consecutive shutouts in Sept. 1966...Opened his season by making 22 starts with Triple-A Rochester, going 11-5 with a 2.86 ERA (42 ER/132.1 IP) and 116 strikeouts...Became the first 10-game winner for Rochester since 2008, when Francisco Liriano and Phil Humber each did it...Received the Jim Rantz Award as the Twins' minor league Pitcher of the Year...Logged a career-high seven-game winning streak from 5/17-6/23, going 7-0 with a 3.06 ERA (17 ER/50.0 IP) over eight starts in that stretch...Selected to 2013 Triple-A All-Star Game...Played for Team Canada in the World Baseball Classic in 2013, allowing two runs on six hits in 3.0 innings pitched...**2012:** Split the season between Double-A New Britain and the GCL Twins, combining to go 5-3 with a 3.67 ERA (42 ER/103.0 IP) in 21 games (18 starts) between the two clubs...Named an Eastern League All-Star after going 3-2 and pitching to a 3.77 ERA (30 ER/71.2 IP) in 14 games (12 starts) before the break...With New Britain, compiled a 2.51 ERA (19 ER/68.0 IP) through the first four innings of his games before being touched for a 6.52 ERA (22 ER/30.1 IP) in the final five frames...**2011:** Returned to affiliated baseball after missing the 2009 season due to "Tommy John" surgery and playing 2010 with Quebec of the independent Canadian-American Association...Combined to go 8-2 with a 2.16 ERA (23 ER/95.2 IP) over 35 games (seven starts) between High-A Fort Myers and Double-A New Britain...Went 6-1 with a 1.52 ERA (10 ER/59.1 IP) and four saves over 28 relief appearances on the season.

Year	Club	W-L	ERA	G	GS	CG	SHO	SV	IP	H	R	ER	HR	HB	BB	SO	WP	BK
2008	AZL Padres	1-0	0.00	5	2	0	0	0	7.0	3	1	0	0	0	3	7	0	0
2009		Injured - Did Not Play																
2010	Quebec (IND)	3-0	1.40	40	0	0	0	17	57.2	41	13	9	0	2	16	59	2	1
2011	Fort Myers	4-1	1.55	22	2	0	0	4	52.1	48	11	9	2	1	7	46	1	0
	New Britain	4-1	2.91	13	5	0	0	0	43.1	44	15	14	0	5	7	34	2	0
2012	New Britain	4-3	3.75	19	17	0	0	0	98.1	111	41	41	7	2	12	73	6	3
	GCL Twins	1-0	1.93	2	1	0	0	0	4.2	4	1	1	0	0	3	3	0	0
2013	Rochester	11-5	2.86	22	22	3	1	0	132.1	124	46	42	14	0	32	116	0	1
	Minnesota	2-5	4.05	10	10	1	1	0	60.0	64	34	27	6	2	7	25	0	1
2014	Hanwha (KOR)	6-13	5.89	28	28	1	1	0	151.1	200	108	99	18	4	40	107	9	0
2015	Buffalo	2-11	5.70	20	15	1	0	0	83.2	110	57	53	7	4	26	53	2	1
	Toronto	0-0	3.38	1	0	0	0	0	2.2	1	1	1	1	0	2	1	0	0
2016	Lancaster (IND)	1-0	0.00	1	1	1	1	0	7.0	1	0	0	0	0	1	9	0	0
	Rochester	10-6	3.69	21	21	2	0	0	124.1	150	53	51	10	4	30	84	8	0
	Minnesota	0-0	5.82	6	2	0	0	0	17.0	27	16	11	5	0	6	16	1	0
Minor Totals		37-27	3.48	124	85	6	1	4	546.0	594	225	211	40	16	120	416	19	5
Korean Totals		6-13	5.89	28	28	1	1	0	151.1	200	108	99	18	4	40	107	9	0
Major Totals		2-5	4.41	17	12	1	1	0	79.2	92	51	39	12	2	15	42	1	1

\*Minor League statistical totals do no include Independent League statistics

**ALLARD, KOLBY** LEFT-HANDED PITCHER

**Bats:** L                      **Throws:** L                      **Height:** 6-1                      **Weight:** 180  
**Born:** 8/13/97 in Anaheim, CA                      **Resides:** San Clemente, CA

**School:** San Clemente (CA) HS  
**Obtained:** Selected by the Braves in the first round (14th overall) of the 2015 First-Year Player Draft.  
**Signed By:** Dan Cox

**Braves 2017 Prospect Ranking:** No. 3 (*Baseball America*); No. 4 (MLB.com); No. 6 (*Baseball Prospectus*).  
**Top 100 Prospects Lists:** No. 37 (*Baseball America*); No. 53 (MLB.com)

**2016 Review:** Split his first full professional season between Single-A Rome and rookie-level Danville, combining to go 8-3 with a 2.98 ERA (29 ER/87.2 IP) and 95 strikeouts over 16 starts...Made his season debut on 6/6 vs. Charleston, and went 0-2 with a 14.14 ERA (11 ER/7.0 IP) in his first two starts...Followed by pitching to an 8-1 record and a 2.01 ERA (18 ER/80.2 IP) over his final 14 starts of the season, fanning 88 batters...Ended the season in the Top 10 among Atlanta pitching farmhands (min. 75.0 IP) in WHIP (3rd, 1.106), ERA (5th, 2.98) and wins (T7th, 8)...Went 5-0 over his final six starts, allowing 29 hits and nine runs over 37.1 IP (2.17 ERA)...Fanned a career-best 11 batters on 8/3 vs. Lexington, allowing three hits, one run and one walk to earn his fourth win of

the season...Allowed left-handed batters to hit just .192 (15-for-78) against him on the season, with six extra-base hits and 24 strikeouts...Made two starts in the postseason and did not allow a run over 12.0 innings of work, going 1-0 with nine hits, three walks and 10 strikeouts as Rome won the South Atlantic League Championship...Exited the season tabbed by *Baseball America* as the Appalachian League's fourth-best prospect and as the fifth-best farmhand in the South Atlantic League...**2015:** Named by *Baseball America* as the Braves' fifth-best prospect entering 2016, and his curveball was named the "Best Secondary Pitch" in Atlanta's 2015 draft class...Started his professional career with the GCL Braves after being selected by Atlanta with the 14th overall pick of the June free agent draft...Made three starts with the GCL Braves and tossed 6.0 scoreless innings, allowing just one hit and hitting one batter...Fanned 12 of the 20 batters he faced on the season, including eight of the first 10 he faced to open his career...Went 15-3 with a 1.74 ERA (36 ER/144.2 IP) over 34 games (11 starts) during his high school career, striking out 164 batters and allowing 101 hits...Served as the starting pitcher in the gold-medal game for the USA Baseball 18U National Team in the 2014 18U Pan American Championship...High-school battery mates with Atlanta's second-round selection in the 2015 draft, C Lucas Herbert...Entered the draft tabbed by *Baseball America* as the 18th-best prospect and the eighth-best pitcher (second-best left-handed pitcher), after a stress reaction in his back limited his action in his senior campaign.

Year	Club	W-L	ERA	G	GS	CG	SHO	SV	IP	H	R	ER	HR	HB	BB	SO	WP	BK
2015	GCL Braves	0-0	0.00	3	3	0	0	0	6.0	1	0	0	0	1	0	12	0	0
2016	Rome	5-3	3.73	11	11	1	0	0	60.1	54	27	25	5	2	20	62	2	0
	Danville	3-0	1.32	5	5	0	0	0	27.1	18	4	4	0	2	5	33	1	2
Minor Totals		8-3	2.79	19	19	1	0	0	93.2	73	31	29	5	5	25	107	3	2

## ANDERSON, IAN RIGHT-HANDED PITCHER

**Bats:** R **Throws:** R **Height:** 6-3 **Weight:** 170  
**Born:** 5/2/98 in Rexford, NY **Resides:** Rexford, NY  
**School:** Shenendehowa (NY) HS  
**Obtained:** Selected by the Braves in the first round (3rd overall) of the 2016 First-Year Player Draft.  
**Signed By:** Greg Morhardt

**Braves 2017 Prospect Ranking:** No. 5 (*Baseball America*); No. 7 (MLB.com); No. 7 (*Baseball Prospectus*).  
**Top 100 Prospects Lists:** No. 66 (*Baseball America*); No. 86 (MLB.com)

**2016 Review:** Split his first professional season between the GCL Braves and rookie-level Danville, combining to go 1-2 with a 2.04 ERA (9 ER/39.2 IP) over 10 starts...Made five starts with the GCL Braves before advancing to Danville on 8/10...Allowed five earned runs over 4.0 innings on 8/22 vs. Bluefield, but pitched to a 0.99 ERA (4 ER/35.2 IP) in his other nine appearances...Earned his first professional win in his third game, yielding just one unearned run over 5.0 innings on 7/25 vs. GCL Pirates...Limited left-handed batters to a .172 (10-for-58) average against him, while righties hit .277 (23-for-88)...Held opposing batters to a .189 (10-for-53) average with men on base...Went a season-long 6.0 innings in his final start of the season, holding Burlington to two hits, one run and one walk while fanning five...Selected by the Braves with the third overall pick in the 2016 First-Year Player Draft, Atlanta's highest draft selection since 1991, when it took Mike Kelly second overall...Rated as the 12th-best prospect by *Baseball America* in the 2016 draft class, and also earned the distinction by the publication as having the "Best Delivery" by a prep pitcher...ESPN ranked him as the seventh-best player and the third-best prep pitcher in the 2016 class.

Year	Club	W-L	ERA	G	GS	CG	SHO	SV	IP	H	R	ER	HR	HB	BB	SO	WP	BK
2016	GCL Braves	1-0	0.00	5	5	0	0	0	18.0	14	2	0	0	0	4	18	1	0
	Danville	0-2	3.74	5	5	0	0	0	21.2	19	10	9	1	0	8	18	5	0
Minor Totals		1-2	2.04	10	10	0	0	0	39.2	33	12	9	1	0	12	36	6	0

## AQUINO, ALEX INFILDER

**Bats:** R **Throws:** R **Height:** 6-2 **Weight:** 165  
**Born:** 7/6/96 in San Cristobal, DR **Resides:** Peravia, DR  
**Obtained:** Signed by the Braves as a non-drafted free agent on October 2, 2014.  
**Signed By:** Remmy Hernandez

Year	Club	AVG	G	AB	R	H	2B	3B	HR	RBI	SH	SF	HP	BB	SO	SB	CS	E
2015	DSL Braves	.266	63	214	30	57	5	3	0	19	3	1	2	10	50	8	4	23
2016	GCL Braves	.274	43	135	17	37	11	0	1	19	5	2	3	9	25	5	1	14
Minor Totals		.269	106	349	47	94	16	3	1	38	8	3	5	19	75	13	5	37

## ARAIZA, ARMANDO CATCHER

**Bats:** R **Throws:** R **Height:** 6-0 **Weight:** 180  
**Born:** 6/19/93 in Magdalena de Kilo, Mexico **Resides:** Jalisco, Mexico  
**Obtained:** Signed by the Braves as a minor-league free agent on November 11, 2016.  
**Signed By:** Carlos Alfonso/Eddie Diaz

**2016 Review:** Appeared in 27 games between High-A Charlotte and Double-A Montgomery after opening the season with Quintana Roo of the Mexican League...Batted .291 (25-for-86) with nine runs, five extra-base hits and 12 RBI between the Stone Crabs and the Biscuits...Poked six hits in 19 at-bats (.316) with two outs and runners in scoring position, driving in four...**2015:** Played the full season with High-A Charlotte, batting .203 (56-for-276) over 84 games...Opened the campaign batting just .157 (24-for-153) in 47 games over the season's first "half," before rebounding to hit .260 (32-for-123) in 37 contests after the All-Star break...**2014:** Appeared in a career-high 93 games with Single-A Bowling Green and established career bests in runs (36), hits (74), doubles (tied, 11), home runs (8) and RBI (43) while batting .214 (74-for-345)...Made 68 starts behind the plate and threw out 58% of would-be basestealers, allowing just 28 successful attempts in 67 tries (39 caught stealings)...**2013:** Combined to bat .279 (50-for-179) in 50 games between Princeton (R) and Bowling Green (A)...Appeared in 49 games with Princeton to open the season before playing in one game with the Hot Rods on 9/2 to close his campaign.

Year	Club	AVG	G	AB	R	H	2B	3B	HR	RBI	SH	SF	HP	BB	SO	SB	CS	E
2010	DSL Rays	.230	50	152	26	35	10	3	0	20	2	4	2	36	46	4	1	3
2011	DSL Rays	.256	50	176	29	45	11	0	6	27	1	3	6	28	40	2	0	8
2012	GCL Rays	.284	34	109	13	31	5	1	0	10	0	3	1	11	22	0	2	4
2013	Princeton	.277	49	177	20	49	6	1	0	10	1	1	4	20	31	1	2	3
	Bowling Green	.500	1	2	0	1	0	0	0	0	0	0	0	0	0	0	0	0
2014	Bowling Green	.214	93	345	36	74	11	0	8	43	1	1	3	35	101	0	2	12
2015	Charlotte	.203	84	276	23	56	8	0	4	24	3	0	1	20	68	1	1	10
2016	Quintana Roo (MEX)	.167	13	18	3	3	0	0	0	0	0	0	0	4	8	0	0	0
	Charlotte	.288	18	59	6	17	0	1	2	5	0	0	1	6	14	0	0	5
	Montgomery	.296	9	27	3	8	2	0	0	7	3	0	1	4	7	0	0	1
<b>Mexican Totals</b>		<b>.167</b>	<b>13</b>	<b>18</b>	<b>3</b>	<b>3</b>	<b>0</b>	<b>0</b>	<b>0</b>	<b>0</b>	<b>0</b>	<b>0</b>	<b>0</b>	<b>4</b>	<b>8</b>	<b>0</b>	<b>0</b>	<b>0</b>
<b>Minor Totals</b>		<b>.239</b>	<b>388</b>	<b>1323</b>	<b>156</b>	<b>316</b>	<b>53</b>	<b>6</b>	<b>20</b>	<b>146</b>	<b>11</b>	<b>12</b>	<b>19</b>	<b>160</b>	<b>329</b>	<b>8</b>	<b>8</b>	<b>46</b>

## AVERY, XAVIER OUTFIELDER

**Bats:** L

**Throws:** L

**Height:** 6-0

**Weight:** 200

**Born:** 1/1/90 in Atlanta, GA

**Resides:** Stockbridge, GA

**School:** Cedar Grove (GA) HS

**Obtained:** Signed by the Braves as a minor-league free agent on January 18, 2017.

**Signed By:** Dave Jennings (Orioles)

**2016 Review:** Spent the entire season with Triple-A Norfolk in the Orioles system, batting .248 (75-for-303) with 38 runs, 22 extra-base hits, 19 RBI and 18 stolen bases over 101 games...Eighteen stolen bases paced the Tides and ranked tied for ninth in the International League...Batted .262 (65-for-248) against right-handed pitching, but was limited to a .182 (10-for-55) mark against lefties...Opened the season batting .262 (56-for-214) in 64 games prior to the All-Star break before collecting just 19 hits in 34 games to close the season (.213, 19-for-89)...**2015:** Split time with three Triple-A clubs in the Detroit, San Francisco and Minnesota organizations...Combined to hit .282/.343/.382 (134-for-476) in 124 games...With Toledo (DET), logged a season-high five hits on 4/9 at Louisville, going 5-for-5 with a walk, two doubles, two RBI, and three runs scored...Playing for Rochester (MIN), slugged a grand slam on 8/2 vs. Syracuse...Batted .345 (50-for-145) against left-handed pitchers...**2014:** Was an MiLB.com Organization All-Star...Led Tacoma (SEA) in stolen bases (31) and finished second on the club in runs scored (70) and hits (110)...Batted .312 (24-for-77) in 26 July games...Homered in three straight games (four home runs and six RBI) at El Paso, 6/28-29...Registered a season-high five hits on 5/8 at Reno...**2013:** Began the season with Double-A Bowie...Collected a season high-tying five hits on 4/5 at Harrisburg...Batted .339 (20-for-59) in 15 May games with the Baysox...Promoted to Norfolk on 5/21...Traded to Seattle on 8/30...Playing for Triple-A Tacoma, went 5-for-5 with a double, home run, three RBI and three runs scored on 9/1 vs. Sacramento...**2012:** Made his Major League debut on 5/13 vs. TB...Doubled off Ivan Nova for his first Major League hit on 5/14 vs. NYY...Reached base safely in 10-of-11 games with the Orioles (.367 OBP) from 5/14-25...Collected a Major League career-high three hits on 7/3 at SEA...Had four stints with the Orioles during the season...Led Triple-A Norfolk in runs scored (57), stolen bases (22) and triples (five)...Ranked fourth in steals among all Orioles minor league players...**2011:** Was an Eastern League mid-season All-Star...Led the Baysox in games (138), hits (144), doubles (31) and sacrifice hits (14)...Led the EL in at-bats (557) and was second on Bowie and fourth in the EL with 36 stolen bases...Recorded a team-high 15-game hitting streak (.377, 23-for-61) from 7/16-29...**2010:** Named a Carolina League post-season All-Star...Following the season, ranked as the third-best Orioles prospect by *Baseball America*...Finished fourth in the CL with 28 steals...Promoted to Bowie on 7/28...Hit safely in nine consecutive games (.325, 13-for-40) with the Baysox from 8/13-2...**2009:** Led Class-A Delmarva in triples (eight), games played (129), and was second in hits (124) and stolen bases (30)...Slugged first professional home run on 5/3 at Greensboro...Batted .340 (35-for-103) in 28 May games...Hit .304 (14-for-46) in his last 12 games of the season...Recorded 10 outfield assists...**2008:** Made his professional debut and logged a season-high four hits on 7/25[2] at the GCL Twins...**PERSONAL:** Originally selected by the Orioles in the second round (50th overall) of the 2008 First-Year Player Draft...Signed by Orioles scout Dave Jennings...Declined a football scholarship to the University of Georgia to sign with the Orioles...Attended Cedar Grove (GA) HS.

Year	Club	AVG	G	AB	R	H	2B	3B	HR	RBI	SH	SF	HP	BB	SO	SB	CS	E
2008	GCL Orioles	.280	47	175	27	49	8	1	0	7	3	0	4	10	51	13	3	2
2009	Delmarva	.262	129	473	55	124	15	8	2	36	3	2	4	27	111	30	10	12
2010	Frederick	.280	109	447	73	125	25	6	4	48	2	1	6	42	96	28	14	7
	Bowie	.234	27	107	10	25	6	0	3	18	2	2	2	7	34	10	0	2
2011	Bowie	.259	138	557	72	144	31	2	4	26	14	1	5	49	156	36	14	6
2012	Norfolk	.236	102	390	57	92	13	5	8	34	9	3	5	51	106	22	7	6
	Baltimore	.223	32	94	14	21	6	1	1	6	2	0	0	11	23	6	3	2
2013	Bowie	.300	39	160	34	48	10	2	1	12	2	0	1	23	44	12	3	4
	Norfolk	.237	81	295	36	70	12	2	2	23	3	2	2	31	73	17	5	2
	Tacoma	.500	3	12	5	6	1	0	1	3	1	0	0	1	1	1	0	0
2014	Tacoma	.275	120	400	70	110	21	2	10	38	2	2	1	42	91	31	8	7
2015	Toledo	.305	73	285	42	87	18	2	1	28	2	4	2	30	62	14	10	1
	Sacramento	.244	13	45	6	11	1	1	0	1	1	0	0	7	14	0	1	0
	Rochester	.247	38	146	23	36	3	1	5	23	0	1	1	7	43	5	2	1
2016	Norfolk	.248	101	303	38	75	15	1	6	19	4	1	2	37	123	18	2	3
Minor League Totals		.264	1020	3795	548	1002	179	33	47	316	48	19	35	364	1005	237	79	53
Major League Totals		.223	32	94	14	21	6	1	1	6	2	0	0	11	23	6	3	2

## AVILA, ANDRES RIGHT-HANDED PITCHER

**Bats:** R **Throws:** R **Height:** 6-0 **Weight:** 185  
**Born:** 6/2/90 in Guaymas, Mexico **Resides:** Guaymas, Mexico  
**Obtained:** Signed by the Braves as a minor-league free agent on November 17, 2016.  
**Signed By:** Craig Weissman (Athletics)

**2016 Review:** Spent the full season with Double-A Midland and made 40 appearances (1 start), going 6-3 with a 3.59 ERA (29 ER/72.2 IP) and 77 strikeouts...Named a Texas League Mid-season All-Star...Went 5-2 with a 2.36 ERA (16 ER/61.0 IP) and a .216 opponents' average over his first 34 games of the season before allowing runs in five of his final six appearances from 8/16-9/4 (10.03 ERA, 13 ER/11.2 IP)...Made his only start of the season in his final appearance, tossing 3.0 innings of one-run baseball on 9/4 [2] at Frisco...Tossed a season-high 3.2 innings on 7/20 vs. Corpus Christi, yielding just two hits with a pair of strikeouts...Earned his only save of the campaign on 4/26 at Corpus Christi with 1.0 scoreless frame...**2015:** Split his sixth professional campaign between High-A Stockton and Double-A Midland, combining to post a 7-1 record with a 3.19 ERA (22 ER/62.0 IP) and three saves...The seven victories established a new career high...Opened his season with Stockton before a move to Midland on 5/3...Allowed opponents to bat .222 (30-for-135) with the bases empty, but was touched for a .308 (32-for-104) average with runners on...**2014:** Made a career-high 41 appearances between Beloit (A) and Stockton (A+), and combined to go 5-4 with a 2.84 ERA (22 ER/69.2 IP) and eight saves between the two stops...The eight saves marked a new career best and ranked seventh among A's farmhands...Earned Midwest League Mid-season All-Star honors after going 2-7 with a 2.93 ERA (10 ER/30.2 IP) and seven saves in 21 games before the break...**2013:** Split his season between Single-A Beloit and High-A Stockton and made 28 appearances, including a career-high 16 starts...Pitched to a 7-7 record and a 5.82 ERA (70 ER/108.1 IP) with 74 strikeouts and a pair of saves...Made five appearances with Stockton before transferring to Beloit on 5/...Allowed 12 earned runs in 1.0 inning of work on 8/1 at Clinton, but recorded a 3.83 ERA in his other 22 outings with Beloit...**2012:** Spent the full season with Low-A Vermont, where he went 3-4 with a 3.82 ERA (28 ER/66.0 IP) and 60 strikeouts over 15 games (12 starts)...Posted a 3-1 record and pitched to a 2.70 ERA (6 ER/20.0 IP) in his final four starts.

Year	Club	W-L	ERA	G	GS	CG	SHO	SV	IP	H	R	ER	HR	HB	BB	SO	WP	BK
2010	Quintana Roo (MEX)	1-1	4.43	16	0	0	0	0	20.1	21	11	10	2	2	5	8	1	0
	AZL Athletics	0-2	5.65	12	0	0	0	2	14.1	13	12	9	1	2	6	16	4	0
2011	AZL Athletics	3-5	5.20	15	13	0	0	0	62.1	83	46	36	6	5	16	71	5	0
2012	Vermont	3-4	3.82	15	12	0	0	0	66.0	68	36	28	7	8	16	60	4	0
2013	Stockton	0-3	9.30	5	5	0	0	0	20.1	26	22	21	3	3	7	19	4	1
	Beloit	7-4	5.01	23	11	0	0	2	88.0	106	61	49	9	3	44	55	4	1
2014	Beloit	2-3	2.67	24	0	0	0	8	33.2	32	14	10	2	2	6	23	2	0
	Stockton	3-1	3.00	17	0	0	0	0	36.0	34	13	12	4	0	11	41	0	0
2015	Stockton	2-0	0.00	8	1	0	0	3	13.2	8	1	0	0	0	2	13	1	0
	Midland	5-1	4.10	32	0	0	0	0	48.1	54	24	22	5	1	14	42	0	0
2016	Midland	6-3	3.59	40	1	0	0	1	72.2	68	35	29	9	8	21	77	4	0
Minor Totals		31-26	4.27	191	43	0	0	16	455.1	492	264	216	46	32	143	417	28	2
Mexican Totals		1-1	4.43	16	0	0	0	0	20.1	21	11	10	2	2	5	8	1	0

## BAEZ, LEUDYS OUTFIELDER

**Bats:** S **Throws:** R **Height:** 5-10 **Weight:** 180  
**Born:** 6/26/95 in Sabana Grande de Palenque, DR **Resides:** Sabana Grande de Palenque, DR  
**Obtained:** Signed by the Braves as a minor-league free agent on December 12, 2014.

**2016 Review:** Played his second season in the Atlanta organization with Single-A Rome, where he batted .228 (43-for-189) over 61 games...Made two stints on the disabled list, first from 4/7-5/12 (left knee meniscus surgery) and again from 8/4-9/19 (right knee ligament surgery)...A switch hitter, he batted .252 (40-for-159) from the right side while hitting just .129 (4-for-31) from the left...**2015:** Split his first season with the Braves organization between Danville (R) and Rome (A), combining to hit .267 (68-for-255) with 31 runs, 13 doubles, four triples, five homers and 19 RBI between the two stops...Batted .311 (46-for-148) over 33 games with Danville before being transferred to Rome on 8/3, following three consecutive three-hit games with Danville from 7/31-8/3...Went a perfect 4-for-4 with four singles and two steals on 6/30 vs. Kingsport...Tallied a season-long nine-game hitting streak from 7/2-12, batting .317 (13-for-41) with two triples, three homers and five RBI during the stretch...Hit .318 (54-for-170) batting left-handed, compared to a .165 (14-for-85) average batting right-handed...**2012-2013:** Was a member of the Washington Nationals organization in 2012 and 2013, but did not appear in game action.

Year	Club	AVG	G	AB	R	H	2B	3B	HR	RBI	SH	SF	HP	BB	SO	SB	CS	E
2015	Danville	.311	33	148	19	46	8	2	4	13	1	1	2	3	31	5	1	1
	Rome	.206	29	107	12	22	5	2	1	6	0	1	1	3	30	1	4	1
2016	Rome	.228	61	189	17	43	6	1	1	3	1	0	3	16	62	4	3	11
<b>Minor Totals</b>		<b>.250</b>	<b>123</b>	<b>444</b>	<b>48</b>	<b>111</b>	<b>19</b>	<b>5</b>	<b>6</b>	<b>22</b>	<b>2</b>	<b>2</b>	<b>6</b>	<b>22</b>	<b>123</b>	<b>10</b>	<b>8</b>	<b>13</b>

## BARREDA, MANNY *RIGHT-HANDED PITCHER*

**Bats:** R      **Throws:** R      **Height:** 5-11      **Weight:** 200  
**Born:** 10/8/88 in Sahuarita, AZ      **Resides:** Amado, AZ  
**School:** Sahuarita (AZ) HS  
**Obtained:** Signed by the Braves as a minor-league free agent on December 22, 2016.

**2016 Review:** Spent the full season with Tijuana of the Mexican League, going 2-1 with a 3.50 ERA (21 ER/54.0 IP) and 54 strikeouts over 25 games...Pitched to a 9.72 ERA (9 ER/8.1 IP) over his first six games before rebounding to post a 2.36 ERA (12 ER/45.2 IP) and holding opponents to a .180 average over his final 19 outings...**2015:** Opened the season with Tijuana and appeared in three games before re-signing with Milwaukee and making 35 appearances between two clubs in the Brewers chain...Went 1-1 with a 3.10 ERA (17 ER/49.1 IP) and 54 strikeouts between High-A Brevard County (three games) and Double-A Blloxi (32 games)...**2014:** Was released by New York (AL) on 7/15 and signed a minor-league contract with Milwaukee on 7/17...Combined to post a 4-2 record with a 2.96 ERA (24 ER/73.0 IP) and 78 strikeouts between the two organizations, pitching for Double-A Trenton (NY) and Double-A Huntsville (MIL)...Pitched for Culiacan in the Mexican Pacific League following the season, going 2-1 with a 4.02 ERA (14 ER/31.1 IP) in 28 games...**2013:** Made 33 relief appearances with High-A Tampa before being transferred to Double-A Trenton on 8/19...Went 2-2 with three saves and a 3.96 ERA (23 ER/52.1 IP) for Tampa, fanning 58...From 6/3-7/5, produced a 0.47 ERA (1 ER/19.1 IP, 1ER) over 11 games, holding opponents to a .145 batting average (10-for-69, 21 K, 2 BB)...Tied for the team lead in appearances...Went 0-1 with a 4.35 ERA (5 ER/10.1 IP) in five games with Trenton, holding opponents to a .200 (7-for-35) average against him...Pitched for Culiacan in the Mexican Pacific League following the season (8 G, 2-0, 2.08 ERA, 2 ER/8.2 IP)...**2012:** Appeared in 35 games out of the bullpen for Tampa (High-A), going 5-3 with a 3.95 ERA (25 ER/57.0 IP) and 60 strikeouts...Held opponents scoreless over a six-outing stretch from 4/26-5/12 (10.0 IP, 7K)...Following the season, went 0-1 with a 5.40 ERA (11 ER/18.1 IP) in 18 relief outings with Manati of the Puerto Rican Winter League...**2011:** Recorded 82 strikeouts in 74.0 innings pitched for Single-A Charleston...Began the season as a reliever, going 4-2 with a 4.45 ERA in 39 appearances (27 ER/54.2 IP) before a move to the starting rotation in early August and making six starts to close the season (0-1, 4.66 ERA, 10 ER/19.1 IP)...**2010:** Combined at short-season Low-A Staten Island and Single-A Charleston to go 1-0 with a 3.23 ERA (9 ER/24.1 IP) and 25 strikeouts over 13 relief appearances...Opened the year with Staten Island, posting a 4.76 ERA (9 ER/17.0 IP) with no decisions...Made his final six appearances with the RiverDogs, tossing 7.1 scoreless innings with seven strikeouts...**2009:** Opened the season with the GCL Yankees and went 0-1 with a 1.93 ERA (5 ER/23.1 IP) in 14 relief appearances, 13 of which were scoreless...Held opponents to a .123 batting average, the second lowest among GCL relievers...Transferred to Single-A Charleston on 9/2 and appeared in two games, allowing four earned runs in 2.2 innings...**2008:** Appeared in six games (two starts) with the GCL Yankees, recording one save and a 2.65 ERA (5 ER/17.0 IP)...Had his season cut short after undergoing season-ending right elbow surgery on 7/28...**2007:** Made his professional debut, going 5-0 with a 3.00 ERA (13 ER/39.0 IP) in 11 games (three starts) with the GCL Yankees...Tossed a season-high 6.1 scoreless innings in relief on 8/7 at the GCL Tigers (2 H, 1 BB, 5 K)...Recorded at least two strikeouts in each of his 11 appearances.



Year	Club	W-L	ERA	G	GS	CG	SHO	SV	IP	H	R	ER	HR	HB	BB	SO	WP	BK
2007	GCL Yankees	5-0	3.00	11	3	0	0	1	39.0	30	20	13	3	3	15	44	3	0
2008	GCL Yankees	0-0	2.65	6	2	0	0	1	17.0	15	6	5	1	0	8	14	2	0
2009	GCL Yankees	0-1	1.93	14	0	0	0	2	23.1	10	7	5	0	5	7	25	1	0
	Charleston	1-0	13.50	2	0	0	0	0	2.2	1	4	4	0	0	4	2	0	0
2010	Staten Island	0-0	4.76	7	0	0	0	0	17.0	14	9	9	0	3	11	18	1	1
	Charleston	1-0	0.00	6	0	0	0	0	7.1	8	0	0	0	1	5	7	0	0
2011	Charleston	4-3	4.50	45	6	0	0	0	74.0	67	44	37	4	6	49	82	9	0
2012	Tampa	5-3	3.95	35	0	0	0	0	57.0	50	28	25	6	5	32	60	2	0
2013	Tampa	2-2	3.96	33	0	0	0	3	52.1	46	28	23	6	3	19	58	2	0
	Trenton	0-1	4.35	5	0	0	0	0	10.1	7	5	5	0	1	8	12	3	0
2014	Trenton	4-1	3.40	30	0	0	0	1	50.1	47	20	19	5	2	26	58	6	0
	Huntsville	0-1	1.99	17	0	0	0	0	22.2	17	7	5	3	2	14	20	4	0
2015	Tijuana (MEX)	0-0	15.43	3	0	0	0	0	2.1	4	4	4	0	0	2	3	2	0
	Brevard County	0-0	0.00	3	0	0	0	0	4.0	2	1	0	0	0	1	3	0	0
	Biloxi	1-1	3.38	32	0	0	0	0	45.1	38	18	17	6	4	26	51	5	0
2016	Tijuana (MEX)	2-1	3.50	25	0	0	0	1	54.0	42	21	21	3	6	24	54	6	1
<b>Mexican Totals</b>		<b>2-1</b>	<b>3.99</b>	<b>28</b>	<b>0</b>	<b>0</b>	<b>0</b>	<b>1</b>	<b>56.1</b>	<b>46</b>	<b>25</b>	<b>25</b>	<b>3</b>	<b>6</b>	<b>26</b>	<b>57</b>	<b>8</b>	<b>1</b>
<b>Minor Totals</b>		<b>23-13</b>	<b>3.56</b>	<b>246</b>	<b>11</b>	<b>0</b>	<b>0</b>	<b>8</b>	<b>422.1</b>	<b>352</b>	<b>197</b>	<b>167</b>	<b>34</b>	<b>35</b>	<b>225</b>	<b>454</b>	<b>38</b>	<b>1</b>

**BAUTISTA, GREGORY** RIGHT-HANDED PITCHER

**Bats:** R      **Throws:** R      **Height:** 6-4      **Weight:** 180  
**Born:** 4/28/93 in Santo Domingo, DR      **Resides:** Santo Domingo, DR  
**Obtained:** Signed by the Braves as a non-drafted free agent on April 11, 2016.  
**Signed By:** Jonathan Cruz

Year	Club	W-L	ERA	G	GS	CG	SHO	SV	IP	H	R	ER	HR	HB	BB	SO	WP	BK
2016	DSL Braves	3-5	2.50	18	7	0	0	1	50.1	42	24	14	2	8	20	48	6	0

**BECHERER, ZACH** RIGHT-HANDED PITCHER

**Bats:** R      **Throws:** R      **Height:** 6-4      **Weight:** 220  
**Born:** 9/4/95 in Troy, IL      **Resides:** Troy, IL  
**School:** Rend Lake College (IL)  
**Obtained:** Selected by the Braves in the 15th round of the 2016 First-Year Player Draft.  
**Signed By:** Kevin Barry

Year	Club	W-L	ERA	G	GS	CG	SHO	SV	IP	H	R	ER	HR	HB	BB	SO	WP	BK
2016	Injured - Did Not Play																	

**BENSON, GRIFFIN** INFILDER

**Bats:** S      **Throws:** R      **Height:** 6-5      **Weight:** 210  
**Born:** 9/28/97 in Ft. Worth, TX      **Resides:** Ft. Worth, TX  
**School:** Aledo (TX) HS  
**Obtained:** Selected by the Braves in the 23rd round of the 2016 First-Year Player Draft.  
**Signed By:** Nate Dion

Year	Club	AVG	G	AB	R	H	2B	3B	HR	RBI	SH	SF	HP	BB	SO	SB	CS	E
2016	GCL Braves	.223	50	166	16	37	5	0	1	13	1	2	2	14	40	0	0	4

**BERMUDEZ, JOSE** OUTFIELDER

**Bats:** S      **Throws:** R      **Height:** 6-2      **Weight:** 160  
**Born:** 7/9/97 in Maracaibo, Venezuela      **Resides:** Maracaibo, Venezuela  
**Obtained:** Signed by the Braves as a non-drafted free agent on September 18, 2015.  
**Signed By:** Rolando Petit

Year	Club	AVG	G	AB	R	H	2B	3B	HR	RBI	SH	SF	HP	BB	SO	SB	CS	E
2016	DSL Braves	.258	52	159	28	41	6	1	0	17	5	0	5	17	47	11	2	2

**BLANCO, REILYS** INFILDER

**Bats:** S      **Throws:** R      **Height:** 5-10      **Weight:** 150  
**Born:** 7/30/96 in Maracaibo, Venezuela      **Resides:** Maracaibo, Venezuela  
**Obtained:** Signed by the Braves as a non-drafted free agent on August 10, 2015.  
**Signed By:** Rolando Petit

Year	Club	AVG	G	AB	R	H	2B	3B	HR	RBI	SH	SF	HP	BB	SO	SB	CS	E
2016	DSL Braves	.307	29	88	17	27	2	0	0	9	3	1	0	10	7	3	1	10

**BOELOAK, SANDER**    **OUTFIELDER**

**Bats:** L                      **Throws:** L                      **Height:** 5-10                      **Weight:** 160  
**Born:** 7/17/96 in Willemstad, Curacao                      **Resides:** Willemstad, Curacao  
**Obtained:** Signed by the Braves as a non-drafted free agent on July 21, 2014.  
**Signed By:** Dargello Lodowica

Year	Club	AVG	G	AB	R	H	2B	3B	HR	RBI	SH	SF	HP	BB	SO	SB	CS	E
2015	DSL Braves	.317	55	205	36	65	5	2	1	37	1	2	5	19	34	9	4	1
2016	GCL Braves	.250	23	56	10	14	2	2	1	9	3	0	0	3	15	1	1	0
Minor Totals		.303	78	261	46	79	7	4	2	46	4	2	5	22	49	10	5	1

**BROTHERS, REX**    **LEFT-HANDED PITCHER**

**Bats:** L                      **Throws:** L                      **Height:** 6-0                      **Weight:** 205  
**Born:** 12/18/87 in Murfreesboro, TN                      **Resides:** Franklin, TN  
**School:** Lipscomb University (TN)  
**Obtained:** Signed by the Braves as a minor-league free agent on January 31, 2017.  
**Signed By:** Scott Corman (Rockies)

**2016 Review:** Acquired by the Chicago Cubs from the Colorado Rockies in exchange for LHP Wander Cabrera on 11/25/15, but did not pitch after being released by Chicago on 3/12/16... **2015:** Spent the majority of the season with Triple-A Albuquerque, going 5-2 with three saves and a 4.46 ERA (21 ER/42.1 IP) in 45 appearances... Made 17 appearances with the Rockies, going 1-0 with a 1.74 ERA (2 ER/10.1 IP)...With Albuquerque, allowed just 27 hits in 42.1 innings but walked 44 batters, contributing to a 1.68 WHIP...Held right-handed batters to a .175 average (17-for-97), while lefties batted .192 (10-for-52)...Was recalled to Colorado, 7/11, and made three appearances before returning to Albuquerque...Was recalled again, 9/1, and did not allow a run in 14 appearances (7.2 IP) through the end of the season...Allowed just five hits and walked four batters in his second stint with the club...**2014:** Appeared in 74 games as a reliever with Colorado, going 4-6 with a 5.59 ERA (35 ER/56.1 IP)...Was his third straight season of at least 70 appearances, one of four pitchers to accomplish the feat from 2012-2014...Finished with career highs in ERA and losses, but finished the season with 10 scoreless appearances in his final 11 games...Struck out the side on nine pitches on 6/14 at SF, the first pitcher in Rockies history to accomplish the feat...Went 3-4 with a 4.38 ERA (19 ER/39.0 IP) in 46 games prior to the All-Star break, compared to 1-2 with an 8.31 ERA (16 ER/17.1 IP) in 28 games after the break...**2013:** Set career highs with 19 saves and a 1.74 ERA (13 ER/67.1 IP) as he made 72 relief appearances with the Rockies...His ERA was the fourth lowest among N.L. relievers and a Rockies franchise record by a reliever...Recorded 32 straight scoreless outings (30.0 IP) from 4/10-6/28, the second-longest streak in Rockies history...Posted a 0.91 ERA (4 ER/39.2 IP) in the first half, the second-lowest mark by a Rockies pitcher with at least 30 games...Lefties batted just .162 (12-for-74) with one extra-base hit while righties batted .229 (39-for-170)...**2012:** Recorded a team-high and career-most eight wins as he made 75 appearances out of the bullpen...Struck out 83 batters, most among Rockies relievers...Fanned 11.04 batters per nine innings, the 10th-highest mark among N.L. relievers...Held lefties to a .206 mark (21-for-102)...Went 2-0 with a 1.52 ERA (4 ER/23.2 IP) from 8/1 through the end of the season...Was optioned to Triple-A Colorado Springs on 5/20 and recalled back to the Rockies, 6/2...Owned a 5.35 ERA (21 ER/35.1 IP) in 38 home games compared to a 2.23 ERA (8 ER/32.1 IP) in 37 road contests...**2011:** Began the season with Triple-A Colorado Springs before making his Major League debut, 6/6, and remaining with the Rockies the rest of the season...Went 3-2 with a 2.89 ERA (9 ER/28.0 IP) in 25 minor league outings to begin the campaign...Allowed two hits and no runs in 0.2 innings in his Major League debut, 6/6 at SD...Posted a 2.88 ERA (13 ER/40.2 IP) in 48 relief appearances with the Rockies, holding the opponent scoreless in 40 outings...Struck out 43 batters after the All-Star break, the fourth-highest total among N.L. relievers...Owned a 0.55 ERA (1 ER/16.1 IP) from 8/9 through the end of the season, serving as one of the Rockies set-up men...**2010:** In his second professional season, split time between Single-A Modesto and Double-A Tulsa...**2009:** Made his professional debut after being drafted in the supplemental round of the 2009 Draft.

Year	Club	W-L	ERA	G	GS	CG	SHO	SV	IP	H	R	ER	HR	HB	BB	SO	WP	BK
2009	Tri-City	2-0	3.38	8	0	0	0	0	10.2	10	4	4	0	0	5	18	0	0
	Asheville	0-0	3.38	9	0	0	0	0	10.2	6	4	4	1	2	3	10	0	0
2010	Modesto	0-2	2.68	33	0	0	0	3	37.0	20	14	11	0	0	19	43	8	1
	Tulsa	2-1	3.91	24	0	0	0	4	23.0	14	13	10	2	1	18	27	2	0
2011	Colorado Springs	3-2	2.89	25	0	0	0	0	28.0	29	10	9	2	0	15	45	2	0
	Colorado	1-2	2.88	48	0	0	0	1	40.2	33	14	13	4	0	20	59	2	0
2012	Colorado	8-2	3.86	75	0	0	0	0	67.2	63	33	29	5	1	37	83	5	1
	Colorado Springs	0-0	1.69	4	0	0	0	1	5.1	3	1	1	0	0	3	13	0	0
2013	Colorado	2-1	1.74	72	0	0	0	19	67.1	51	16	13	5	0	36	76	3	3
2014	Colorado	4-6	5.59	74	0	0	0	0	56.1	65	38	35	7	2	39	55	5	1
2015	Albuquerque	5-2	4.46	45	0	0	0	3	42.1	27	24	21	1	2	44	61	5	0
	Colorado	1-0	1.74	17	0	0	0	0	10.1	9	2	2	0	0	8	5	1	0
Minor Totals		12-7	3.44	148	0	0	0	11	157.0	109	70	60	6	5	107	217	17	1
Major Totals		16-11	3.42	286	0	0	0	20	242.1	221	103	92	21	3	140	278	16	5

**BURROWS, THOMAS** LEFT-HANDED PITCHER**Bats:** L**Throws:** L**Height:** 6-1**Weight:** 225**Born:** 9/14/94 in Florence, AL**Resides:** Florence, AL**School:** University of Alabama**Obtained:** Acquired by the Braves along with LHP Luiz Gohara from the Seattle Mariners in exchange for OF Mallex Smith and RHP Shae Simmons on January 11, 2017.**Signed By:** Jay Catalano (Mariners)

**2016 Review:** Made his professional debut with Low-A Everett after being selected by Seattle in the fourth round of the 2016 First-Year Player Draft...Went 0-1 with a 2.55 ERA (7 ER/24.2 IP) and six saves, fanning 37 batters...Struck out 13.5 batters per 9.0 innings, the second-highest rate in the Mariners system (min. 20.0 IP)...Paced the AquaSox with six saves, which were tied for 10th-most among Seattle farmhands...Held left-handed batters to a .111 (3-for-27) average and zero extra-base hits, while righties batted .290 (20-for-69)...Finished his career at Alabama as the school's career leader with 30 saves after pitching three seasons for the Crimson Tide.

Year	Club	W-L	ERA	G	GS	CG	SHO	SV	IP	H	R	ER	HR	HB	BB	SO	WP	BK
2016	Everett	0-1	2.55	20	0	0	0	6	24.2	23	8	7	1	2	11	37	2	0

**CAICEDO, ORIEL** LEFT-HANDED PITCHER**Bats:** L**Throws:** L**Height:** 5-11**Weight:** 170**Born:** 1/14/94 in Panama City, Panama**Resides:** Panama City, Panama**Obtained:** Signed by the Braves as a non-drafted free agent on July 2, 2010.**Signed By:** Luis Ortiz

**2016 Review:** Played his second consecutive season with Rome (A) and pitched in a career-high 32 games, going 3-5 with a 4.26 ERA (42 ER/88.2 IP) and three saves...Ended the season in the Top 10 among Atlanta farmhands with a 5.15 strikeout-walk ratio (3rd)...Set new career bests in games (32), saves (3) and strikeouts (67), while his 88.2 innings and 67 punchouts led all Rome relievers...Went 2-3 and pitched to a 3.54 ERA in 26 relief appearances, compared to a 1-2 record and a 5.86 ERA in six starts...Held right-handed batters to a .242 (60-for-248) average against him, while lefties batted .319 (29-for-91)...Ended the season on a strong note, going 1-1 and pitching to a 1.52 ERA (5 ER/29.2 IP) over his final 11 appearances, including 7.0 shutout frames in the start on 9/5 at Augusta, his final outing of the season...Earned his first professional save on 4/15 at Asheville, tossing 1.0 scoreless inning with one strikeout. **2015:** Established then-career highs in wins (5), games (25), starts (15), innings (101.1) and strikeouts (56) in his first season with Single-A Rome...Reached the 100-inning plateau for the first time in his career and was one of just three Rome pitchers to reach the mark...Ended the season tied for second among Rome pitchers in wins and starts, and third in strikeouts...Went 3-5 with a 3.68 ERA (33 ER/80.2 IP) in 15 starts, compared to a 2-2 record and a 3.05 ERA (7 ER/20.2 IP) in 10 relief appearances...Opened the season with two wins and an 0.84 ERA (1 ER/10.2 IP) in six appearances in May, and allowed three or fewer earned runs in 22 of his 25 outings on the season...Tossed a career high-tying 7.0 innings on 8/22 vs. Asheville, yielding three earned runs and nine hits to earn the win...Fanned a season-high five batters without allowing an earned run over 6.0 innings on 9/2 to earn his final win of the season. **2014:** Split time between the GCL Braves and rookie-level Danville, going 5-2 with a 2.28 ERA (17 ER/67.0 IP) between the two clubs...Made 10 appearances (seven starts) with the GCL Braves before advancing to Danville on 8/13...Compiled a 5-1 record and a 1.77 ERA (11 ER/56.0 IP) in 10 starts, compared to an 0-1 mark with a 4.91 ERA (6 ER/11.0 IP) in three relief appearances...Ended the year second among all Braves starting farmhands in ERA (2.28), average against (.226) and WHIP (1.03)...Closed the season on a four-game winning streak, going 4-0 with a 1.03 ERA (4 ER/35.0 IP) from 7/31-8/28, a span of six starts...Did not surrender more than three earned runs in any of his 10 starts on the season...**2013:** Named the GCL Braves Pitcher of the Year after leading GCL Braves starters in ERA and innings...His 2.06 ERA (12 ER/52.1 IP) was good for second best among starters in the organization, and his 1.22 WHIP and .242 average against were good for sixth and ninth, respectively...Picked up a pair of Pitcher of the Month awards with the GCL Braves after allowing two earned runs in his only appearance in June and then going 1-0 with a 1.11 ERA (3 ER/24.1 IP) in five games in July...**2012:** Missed the entire season due to right ACL surgery...**2011:** Was named by the Braves as the 2011 DSL Pitcher of the Year...Selected as the organization's July Pitcher of the Month for the DSL after going 3-0 with a 0.96 ERA (3 ER/28.0 IP) in six games (five starts) during the month...He struck out 23 batters while walking just six during that stretch.

Year	Club	W-L	ERA	G	GS	CG	SHO	SV	IP	H	R	ER	HR	HB	BB	SO	WP	BK
2011	DSL Braves	3-2	2.10	16	9	0	0	0	60.0	43	17	14	1	1	15	46	5	2
2012									Injured - Did Not Play									
2013	GCL Braves	1-1	2.06	11	9	0	0	0	52.1	48	21	12	1	3	16	27	1	1
2014	GCL Braves	4-2	2.81	10	7	0	0	0	48.0	46	17	15	0	4	3	32	7	1
	Danville	1-0	0.95	3	3	0	0	0	19.0	12	6	2	1	0	8	9	2	3
2015	Rome	5-7	3.55	25	15	0	0	0	101.1	118	50	40	8	5	14	56	4	1
2016	Rome	3-5	4.26	32	6	0	0	3	88.2	89	49	42	4	7	13	67	7	1
<b>Minor Totals</b>		<b>17-17</b>	<b>3.05</b>	<b>97</b>	<b>49</b>	<b>0</b>	<b>0</b>	<b>3</b>	<b>369.1</b>	<b>356</b>	<b>160</b>	<b>125</b>	<b>15</b>	<b>20</b>	<b>69</b>	<b>237</b>	<b>26</b>	<b>9</b>

**CAMINERO, CARLOS** LEFT-HANDED PITCHER

**Bats:** L **Throws:** L **Height:** 6-4 **Weight:** 185  
**Born:** 9/17/97 in Bonao, DR **Resides:** Bonao, DR  
**Obtained:** Signed by the Braves as a non-drafted free agent on September 19, 2016.  
**Signed By:** Caonabo Cosme

Year	Club	W-L	ERA	G	GS	CG	SHO	SV	IP	H	R	ER	HR	HB	BB	SO	WP	BK
2017 Will Be First Professional Season																		

**CARRILLO, FRANGER** OUTFIELDER

**Bats:** R **Throws:** R **Height:** 6-1 **Weight:** 185  
**Born:** 11/7/98 in Valencia, Venezuela **Resides:** Valencia, Venezuela  
**Obtained:** Signed by the Braves as a non-drafted free agent on July 2, 2016.  
**Signed By:** Rolando Petit

Year	Club	AVG	G	AB	R	H	2B	3B	HR	RBI	SH	SF	HP	BB	SO	SB	CS	E
2016	DSL Braves	.000	5	14	0	0	0	0	0	0	0	0	0	1	3	0	0	1

**CARROLL, DALTON** RIGHT-HANDED PITCHER

**Bats:** R **Throws:** R **Height:** 6-0 **Weight:** 195  
**Born:** 5/18/94 in West Jordan, UT **Resides:** West Jordan, UT  
**School:** University of Utah  
**Obtained:** Selected by the Braves in the 21st round of the 2016 First-Year Player Draft.  
**Signed By:** Ricky Wilson

**2016 Review:** Made 16 appearances for Danville (R) in his first professional campaign, going 1-0 with a 2.93 ERA (9 ER/27.2 IP) and 26 strikeouts...Pitched to a 7.71 ERA (6 ER/7.0 IP) in his first five appearances before compiling a 1.31 ERA (3 ER/20.2 IP) over his final 11 outings...Earned his first win on 8/23 vs. Bluefield after 1.0 scoreless inning...Tallied his only save of the season in his final appearance, tossing 2.0 perfect frames with four strikeouts on 9/1 vs. Burlington.

Year	Club	W-L	ERA	G	GS	CG	SHO	SV	IP	H	R	ER	HR	HB	BB	SO	WP	BK
2016	Danville	1-0	2.93	16	0	0	0	1	27.2	27	10	9	0	0	7	26	6	0

**CASTRO, CARLOS** CATCHER

**Bats:** R **Throws:** R **Height:** 6-1 **Weight:** 195  
**Born:** 5/24/94 in La Romana, DR **Resides:** La Romana, DR  
**Obtained:** Signed by the Braves as a non-drafted free agent on July 22, 2011.  
**Signed By:** Matias Laureano

**2016 Review:** Joined Single-A Rome on 5/23 and spent the remainder of the season with the club, batting .266 (81-for-305) with 17 home runs and 57 RBI in 84 contests...He paced all Atlanta farmhands with a .508 slugging percentage, while his 17 home runs and .809 OPS ranked second and his 57 RBI were fifth, despite appearing in just 84 games...He batted just .228 (44-for-193) over his first 53 games of the season, before rebounding to hit .330 (37-for-112) over his final 31 contests...Batted .320 (16-for-50) with two outs and runners in scoring position, tallying 18 RBI and seven extra-base hits...Logged a pair of multi-homer games, first one 6/17 vs. Greensboro (2-for-3, 2 RBI) before doing so again on 6/30 at Lexington (2-for-4, 2 RBI)...**2015:** Established new career highs in hits (65) and batting average (.319, 65-for-204) while matching his career best with 31 RBI in his first season with rookie-level Danville...His .319 batting average paced all Atlanta farmhands...The 31 RBI paced Danville and were 13 more than anyone else on the club...Batted .481 (25-for-52) against left-handed pitching, while hitting righties at a .263 (40-for-152) clip...Also batted .390 (41-for-105) in 26 contests on the road, compared to a .242 (24-for-99) mark in 24 games at home...Hit .327 (17-for-52) with two outs and runners in scoring position, driving home 12...Had a pair of four-hit games to give him four such efforts in his career, going 4-for-5 with a double, two runs and an RBI on 8/1 at Bristol and 4-for-5 with a run and an RBI on 8/13 at Burlington...Slugged his only home run of the season on 7/24 at Bluefield, capping a 2-for-4 game with a double, two runs and three RBI.

Year	Club	AVG	G	AB	R	H	2B	3B	HR	RBI	SH	SF	HP	BB	SO	SB	CS	E
2012	DSL Braves	.254	22	59	7	15	6	0	0	8	0	3	2	1	10	1	0	3
2013	DSL Braves	.221	53	181	18	40	8	1	3	31	0	4	5	7	26	1	1	7
2014	DSL Braves	.308	49	169	26	52	12	3	2	28	0	0	10	9	22	2	2	10
2015	Danville	.319	50	204	22	65	10	3	1	31	0	3	0	8	42	2	2	3
2016	Rome	.266	84	305	43	81	15	4	17	57	0	1	3	13	76	5	0	9
<b>Minor Totals</b>		<b>.276</b>	<b>258</b>	<b>918</b>	<b>116</b>	<b>253</b>	<b>51</b>	<b>11</b>	<b>23</b>	<b>155</b>	<b>0</b>	<b>11</b>	<b>20</b>	<b>38</b>	<b>176</b>	<b>11</b>	<b>5</b>	<b>32</b>

**CENTENO, CARLOS** CATCHER**Bats:** R**Throws:** R**Height:** 5-9**Weight:** 180**Born:** 11/19/97 in Lecheria, Venezuela**Resides:** Barcelona, Venezuela**Obtained:** Signed by the Braves as a non-drafted free agent on November 28, 2014.**Signed By:** Rolando Petit

Year	Club	AVG	G	AB	R	H	2B	3B	HR	RBI	SH	SF	HP	BB	SO	SB	CS	E
2015	DSL Braves	.231	14	39	1	9	0	0	0	3	1	0	3	1	12	0	1	1
2016	DSL Braves	.225	46	142	16	32	5	1	0	20	2	1	4	15	29	2	1	7
<b>Minor Totals</b>		<b>.227</b>	<b>60</b>	<b>181</b>	<b>17</b>	<b>41</b>	<b>5</b>	<b>1</b>	<b>0</b>	<b>23</b>	<b>3</b>	<b>1</b>	<b>7</b>	<b>16</b>	<b>41</b>	<b>2</b>	<b>2</b>	<b>8</b>

**CLARK, RYAN** RIGHT-HANDED PITCHER**Bats:** R**Throws:** R**Height:** 6-5**Weight:** 205**Born:** 12/9/93 in Johnson City, NY**Resides:** Johnson City, NY**School:** University of North Carolina - Greensboro**Obtained:** Selected by the Braves in the fifth round (150th overall) of the 2015 First-Year Player Draft.**Signed By:** Billy Best

**2016 Review:** Played his first full professional season with High-A Carolina, where he made a team high-tying 25 starts (26 games) and went 2-13 with a 5.75 ERA (86 ER/134.2 IP)...Tossed 134.2 innings on the season, eighth most among all Atlanta farmhands...Allowed 31 earned runs in the first inning for a 10.87 ERA (31 ER/25.2 IP), but pitched to a 4.54 ERA (55 ER/109.0 IP) in the remaining frames...Made his only relief appearance on 8/9 at Winston-Salem and allowed seven hits and seven runs in 1.1 innings of work...Tossed the first complete game of his career in his season debut on 4/10 at Salem [2], allowing 10 hits and five runs over 6.0 innings...**2015:** Selected by Atlanta in the fifth round of the 2015 First-Year Player Draft and made his professional debut with rookie-level Danville, where he went 6-1 with a 3.08 ERA (18 ER/52.2 IP) to earn the club's Pitcher of the Year honors by the organization...Paced all Braves starting prospects in WHIP (1.01) and opponents' batting average (.221), while sitting fourth in ERA (4th, 3.08)...Led Danville in wins (6) and innings (52.2), while sitting third in strikeouts (40) and tied for third in starts (7)...Went 3-1 with a 3.03 ERA (11 ER/32.2 IP) in seven starts, compared to a 3-0 record with a 3.15 ERA (7 ER/20.0 IP) in six relief appearances.

Year	Club	W-L	ERA	G	GS	CG	SHO	SV	IP	H	R	ER	HR	HB	BB	SO	WP	BK
2015	Danville	6-1	3.08	13	7	0	0	0	52.2	43	23	18	2	0	10	40	2	0
2016	Carolina	2-13	5.75	26	25	1	0	0	134.2	151	94	86	16	13	46	95	16	0
<b>Minor Totals</b>		<b>8-14</b>	<b>5.00</b>	<b>39</b>	<b>32</b>	<b>1</b>	<b>0</b>	<b>0</b>	<b>187.1</b>	<b>194</b>	<b>117</b>	<b>104</b>	<b>18</b>	<b>13</b>	<b>56</b>	<b>135</b>	<b>18</b>	<b>0</b>

**CLOUSE, CORBIN** LEFT-HANDED PITCHER**Bats:** S**Throws:** L**Height:** 6-1**Weight:** 225**Born:** 6/26/95 in Lansing, MI**Resides:** Grand Ledge, MI**School:** Davenport University (MI)**Obtained:** Selected by the Braves in the 27th round of the 2016 First-Year Player Draft.**Signed By:** Rick Sellers

**2016 Review:** Split his first professional campaign between rookie-level Danville and Single-A Rome, combining to post a perfect 5-0 record with four saves and a 1.19 ERA (4 ER/30.1 IP) between the two clubs...His 1.19 ERA paced all Atlanta relief farmhands (min. .30), while his 3.9 hits per 9.0 innings was lowest among any pitcher in the farm system...Made four appearances with Danville to open his career and did not allow a hit while striking out 16 over 6.2 innings before advancing to Rome on 7/9...Surrendered two earned runs over 0.2 innings in his final outing of the regular season, but pitched to a 0.61 ERA in his first 18 professional appearances...Went 0-1 with a 0.00 ERA in four postseason outings (1.2 IP, 2 H, 1 R, 0 ER, 2 BB, 4 SO) as Rome won the South Atlantic League Championship...Fanned a season-high seven batters over 3.0 perfect innings on 8/2 vs. Lexington...Earned the win in his professional debut after 1.0 scoreless frame with one strikeout on 6/23 at Pulaski.

Year	Club	W-L	ERA	G	GS	CG	SHO	SV	IP	H	R	ER	HR	HB	BB	SO	WP	BK
2016	Danville	1-0	0.00	4	0	0	0	1	6.2	0	0	0	0	0	2	16	0	0
	Rome	4-0	1.52	15	0	0	0	4	23.2	13	4	4	1	1	13	37	2	0
<b>Minor Totals</b>		<b>5-0</b>	<b>1.19</b>	<b>19</b>	<b>0</b>	<b>0</b>	<b>0</b>	<b>5</b>	<b>30.1</b>	<b>13</b>	<b>4</b>	<b>4</b>	<b>1</b>	<b>1</b>	<b>15</b>	<b>53</b>	<b>2</b>	<b>0</b>

**COLON, MADINSON** RIGHT-HANDED PITCHER**Bats:** R**Throws:** R**Height:** 6-1**Weight:** 205**Born:** 2/15/98 in Altamira, DR**Resides:** Santiago, DR**Obtained:** Signed by the Braves as a non-drafted free agent on January 23, 2017.**Signed By:** Caonabo Cosme

Year	Club	W-L	ERA	G	GS	CG	SHO	SV	IP	H	R	ER	HR	HB	BB	SO	WP	BK
------	------	-----	-----	---	----	----	-----	----	----	---	---	----	----	----	----	----	----	----

2017 Will Be First Professional Season



**CONCEPCION, ANTHONY** *OUTFIELDER*

**Bats:** R **Throws:** R **Height:** 6-1 **Weight:** 200  
**Born:** 3/23/95 in Acarigua, Venezuela **Resides:** Acarigua, Venezuela  
**Obtained:** Signed by the Braves as a non-drafted free agent on July 2, 2014.  
**Signed By:** Rolando Petit

**2016 Review:** Played his first season with the GCL Braves and his second as a professional, and batted .272 (49-for-180) while pacing the team in doubles (12), home runs (4) and RBI (36) to earn GCL Braves Player of the Year honors by the organization...Drew 22 walks and struck out just 35 times in 53 games, reaching base at a .358 clip...Ended the season in the Top 10 among Atlanta farmhands in slugging percentage (5th, .439), on-base percentage (8th, .358) and OPS (5th, .797)...Batted .333 (13-for-39) with six extra-base hits against left-handed pitching.

Year	Club	AVG	G	AB	R	H	2B	3B	HR	RBI	SH	SF	HP	BB	SO	SB	CS	E
2015	DSL Braves	.308	68	253	58	78	15	3	5	40	0	2	15	30	51	12	6	3
2016	GCL Braves	.272	53	180	25	49	12	3	4	36	0	5	5	22	35	5	2	2
<b>Minor Totals</b>		<b>.293</b>	<b>121</b>	<b>433</b>	<b>83</b>	<b>127</b>	<b>27</b>	<b>6</b>	<b>9</b>	<b>76</b>	<b>0</b>	<b>7</b>	<b>20</b>	<b>52</b>	<b>86</b>	<b>17</b>	<b>8</b>	<b>5</b>

**CONTRERAS, JUAN** *RIGHT-HANDED PITCHER*

**Bats:** R **Throws:** R **Height:** 6-2 **Weight:** 180  
**Born:** 9/8/99 in Castanuela, DR **Resides:** Santo Domingo Este, DR  
**Obtained:** Signed by the Braves as a non-drafted free agent on July 2, 2016.  
**Signed By:** Jonathan Cruz

Year	Club	W-L	ERA	G	GS	CG	SHO	SV	IP	H	R	ER	HR	HB	BB	SO	WP	BK
2017 Will Be First Professional Season																		

**CONTRERAS, WILLIAM** *CATCHER*

**Bats:** R **Throws:** R **Height:** 6-0 **Weight:** 180  
**Born:** 12/24/97 in Puerto Cabello, Venezuela **Resides:** Puerto Cabello, Venezuela  
**Obtained:** Signed by the Braves as a non-drafted free agent on February 1, 2015.  
**Signed By:** Rolando Petit

Year	Club	AVG	G	AB	R	H	2B	3B	HR	RBI	SH	SF	HP	BB	SO	SB	CS	E
2015	DSL Braves	.314	49	172	21	54	9	4	0	32	1	1	1	15	21	2	2	6
2016	GCL Braves	.264	30	72	8	19	5	0	1	8	1	0	2	7	15	0	1	2
<b>Minor Totals</b>		<b>.299</b>	<b>79</b>	<b>244</b>	<b>29</b>	<b>73</b>	<b>14</b>	<b>4</b>	<b>1</b>	<b>40</b>	<b>2</b>	<b>1</b>	<b>3</b>	<b>22</b>	<b>36</b>	<b>2</b>	<b>3</b>	<b>8</b>

**CROWLEY, ALAN** *CATCHER*

**Bats:** R **Throws:** R **Height:** 6-2 **Weight:** 200  
**Born:** 3/4/96 in Sanger, CA **Resides:** Sanger, CA  
**School:** Reedley College (CA)  
**Obtained:** Selected by the Braves in the 26th round of the 2016 First-Year Player Draft  
**Signed By:** Jim Blueberg

Year	Club	AVG	G	AB	R	H	2B	3B	HR	RBI	SH	SF	HP	BB	SO	SB	CS	E
2016	GCL Braves	.327	26	52	7	17	0	0	1	3	0	0	0	4	9	0	0	1

**CRUZ, DERIAN** *INFILDER*

**Bats:** S **Throws:** R **Height:** 6-1 **Weight:** 180  
**Born:** 10/3/98 in Puerto Plata, DR **Resides:** Puerto Plata, DR  
**Obtained:** Signed by the Braves as a non-drafted free agent on July 2, 2015.  
**Signed By:** Matias Laureano

**Braves 2017 Prospect Ranking:** No. 22 (*Baseball America*); No. 21 (MLB.com).

**2016 Review:** Split his first professional season between the GCL Braves and rookie-level Danville, combining to bat .248 (53-for-214) with 21 runs, 17 extra-base hits and 21 RBI in 51 games between the two stops...Batted .309 in 26 games for the GCL Braves prior to moving to Danville on 7/31...A switch hitter, he hit .268 (15-for-56) from the left side and .239 (38-for-159) as a right-handed batter...Had four three-hit games, including a 3-for-5 effort with two runs, one double, a home run and a season-best four RBI on 7/7 vs. the GCL Tigers West...Named by *Baseball America* as the 13th-best prospect in the Gulf Coast League and the 12th-best farmhand in the Appalachian League at the conclusion of the season...Amateur: Ranked by *Baseball America* as the fifth-best international prospect at the time of his signing, as well as the "Best Athlete" in the international free agent class.

Year	Club	AVG	G	AB	R	H	2B	3B	HR	RBI	SH	SF	HP	BB	SO	SB	CS	E
2016	GCL Braves	.309	26	110	11	34	7	1	2	16	1	1	3	2	16	4	1	6
	Danville	.183	25	104	10	19	4	3	0	5	0	1	0	3	28	3	2	12
Minor Totals		.248	51	214	21	53	11	4	2	21	1	2	3	5	44	7	3	18

## CUMBERLAND, BRETT CATCHER

**Bats:** S **Throws:** R

**Height:** 5-11

**Weight:** 205

**Born:** 6/25/95 in Turlock, CA

**Resides:** Turlock, CA

**School:** University of California - Berkeley

**Obtained:** Selected by the Braves in Competitive Balance Round B (76th overall) in the 2016 First-Year Player Draft.

**Signed By:** Jim Blueberg

**Braves 2017 Prospect Ranking:** No. 23 (*Baseball America*)

**2016 Review:** Played his first professional season with rookie-level Danville after being selected by Atlanta with the 76th overall pick in the 2016 First-Year Player Draft...Paced all Danville hitters with 30 RBI, piking 14 extra-base hits (11 doubles, three home runs) in 45 games...Opened his professional career with seven hits in 45 at-bats (.156) in his first 12 games, before going 15-for-47 (.319) with seven doubles, three homers and 20 RBI in his next 12 contests...Drove in a career-best six runs with a 3-for-5 performance on 7/26 at Johnson City, collecting two doubles and a home run...*Baseball America* named him the Appalachian League's No. 20 prospect at the conclusion of his rookie campaign...Entered the draft tabbed by *Baseball America* as the 69th-best prospect after earning Pacific 12 Conference Player of the Year honors and a USA Baseball Golden Spikes semifinalist nomination at the University of California...Batted .344 (62-for-180) with 16 home runs and 51 RBI in 52 collegiate games...His 16 homers and 51 RBI both paced the Pac-12.

Year	Club	AVG	G	AB	R	H	2B	3B	HR	RBI	SH	SF	HP	BB	SO	SB	CS	E
2016	Danville	.216	45	162	11	35	11	0	3	30	0	2	11	14	49	0	4	2

## CURCIO, KEITH OUTFIELDER

**Bats:** L **Throws:** R

**Height:** 5-11

**Weight:** 180

**Born:** 12/28/92 in Sarasota, FL

**Resides:** Sarasota, FL

**School:** Florida Southern College

**Obtained:** Selected by the Braves in the sixth round (193rd overall) of the 2014 First-Year Player Draft.

**Signed By:** Buddy Hernandez

**2016 Review:** Played his full campaign with High-A Carolina, where he batted .271 (124-for-458) with a career-best 29 doubles, 67 runs and 54 RBI to earn the Mudcats' Player of the Year honors from the organization...Led Carolina in runs (67), hits (124), doubles (29), triples (8) and stolen bases (24)...Twenty-nine doubles established a new career high and ranked fourth among Atlanta farmhands, while his 24 steals were also fourth...Fifty-four walks were third most in the Atlanta farm system, and his 54 were good for ninth most (tied)...Batted .372 (32-for-86) during the month of July, with 13 runs, 12 extra-base hits, 11 RBI and five steals over 24 games...Hit .305 (71-for-233) in 62 games at home, compared to a .236 (53-for-225) mark over 62 road contests...Closed his season on a strong note, batting .294 (64-for-218) in 60 games after the All-Star break...Played 46 games batting in the leadoff spot in the lineup, and hit .299 (53-for-177) with 30 runs, 16 extra-base hits and 11 steals...Went 5-for-12 (.417) with the bases loaded, driving in 11...**2015:** Opened his second professional season with Single-A Rome before a move to High-A Carolina, combining to bat .265 (132-for-499) with 66 runs, 34 extra-base hits, 57 RBI and 24 steals in 133 games between the clubs...Finished the year in the Top 10 among Braves farmhands in triples (2nd, 10), runs (3rd, 66), hits (3rd, 132), stolen bases (5th, 24) and RBI (T6th, 57)...Batted .342 (40-for-117) in 32 games with Rome before a transfer to Carolina on 5/15...Earned Carolina League Player of the Week honors after batting .542 (13-for-24) with six runs, three doubles, one homer and five RBI in seven games from 6/8-14...Tallied a pair of four-hit games on the season, going 4-for-6 with two runs, one double and two RBI on 4/25 with Rome, before a 4-for-5 effort with two runs, one double, one RBI and a walk on 6/9 with Carolina...**2014:** Split time between Danville (R) and Rome (A) after being a sixth-round draft pick, combining to hit .283 (13-for-46) between the two stops...Transferred to Rome on 6/28 after an eight-game stint with Danville to begin his career...Placed on the 60-day disabled list on 7/11 with a right shin fracture and missed the remainder of the season.

Year	Club	AVG	G	AB	R	H	2B	3B	HR	RBI	SH	SF	HP	BB	SO	SB	CS	E
2014	Danville	.259	8	27	6	7	2	0	0	4	0	1	0	3	5	1	0	0
	Rome	.316	8	19	4	6	2	0	1	5	2	0	3	0	2	0	1	0
2015	Rome	.342	32	117	23	40	6	5	0	19	0	3	3	14	12	4	1	1
	Carolina	.241	101	382	43	92	14	5	4	38	6	4	4	29	61	20	10	5
2016	Carolina	.271	124	458	67	124	29	8	3	54	4	7	7	54	64	24	6	4
Minor Totals		.268	273	1003	143	269	53	18	8	120	12	15	17	100	144	49	18	10

**CUSTRED, MATT** RIGHT-HANDED PITCHER

**Bats:** R **Throws:** R **Height:** 6-6 **Weight:** 245  
**Born:** 9/8/93 in Houston, TX **Resides:** Keller, TX  
**School:** Texas Tech University  
**Obtained:** Selected by the Braves in the 31st round of the 2015 First-Year Player Draft.  
**Signed By:** Nate Dion

**2016 Review:** Played his first full season with Single-A Rome, where he went 5-3 with a 3.18 ERA (20 ER/56.2 IP), two saves and 64 strikeouts...Surrendered just 5.4 hits per 9.0 innings, the fourth-lowest mark among Atlanta farmhands...Allowed nine earned runs over 8.1 innings (9.72 ERA) in his first seven appearances, before going 5-2 with a 2.05 ERA (11 ER/48.1 IP) over his last 33 games...Opponents batted just .173 (34-for-197) against him on the season, including a .155 (13-for-84) mark from left-handed hitters...Made one start on the season, tossing 2.2 scoreless frames on 8/4 vs. Columbia...Forty appearances on the season were tied with Grayson Jones for most on Rome's staff...Allowed one earned run or fewer in 33 of his 40 outings, including 27 outings without surrendering an earned run...Twice fanned a career high-tying six batters, first on 5/16 at Columbia (3.0 IP) before doing so again on 5/26 vs. Greenville (3.2 IP)...**2015:** Split his first professional season between the GCL Braves and rookie-level Danville, going 1-0 with a 1.38 ERA (5 ER/32.2 IP), four saves and 46 strikeouts in 19 appearances between the two stops...Paced all Atlanta relief farmhands in ERA (1.38), and led the system (min. 25.0 IP) with a 0.796 WHIP while sitting second in K/9.0 IP (12.7)...Allowed opponents to hit just .152 (17-for-112) against him on the season, including a .150 (9-for-60) mark by right-handed batters and a .154 (8-for-52) average by left-handers...Established season highs in innings and strikeouts on 8/7 vs. Pulaski, fanning six over 3.1 scoreless frames of relief...Earned his first professional win on 8/11 at Princeton after allowing one unearned run with five strikeouts in 3.0 innings of work.

Year	Club	W-L	ERA	G	GS	CG	SHO	SV	IP	H	R	ER	HR	HB	BB	SO	WP	BK
2015	GCL Braves	0-0	0.00	1	0	0	0	0	1.0	1	0	0	0	0	0	1	0	0
	Danville	1-0	1.42	18	0	0	0	4	31.2	16	8	5	0	0	9	45	3	0
2016	Rome	5-3	3.18	40	1	0	0	2	56.2	34	22	20	3	1	36	64	8	1
<b>Minor Totals</b>		<b>6-3</b>	<b>2.52</b>	<b>59</b>	<b>1</b>	<b>0</b>	<b>0</b>	<b>6</b>	<b>89.1</b>	<b>51</b>	<b>30</b>	<b>25</b>	<b>3</b>	<b>1</b>	<b>45</b>	<b>110</b>	<b>11</b>	<b>1</b>

**DANCIU, PARKER** LEFT-HANDED PITCHER

**Bats:** L **Throws:** L **Height:** 6-4 **Weight:** 220  
**Born:** 3/22/94 in Boca Raton, FL **Resides:** Delray Beach, FL  
**School:** Marshall University (WV)  
**Obtained:** Selected by the Braves in the 39th round of the 2016 First-Year Player Draft.  
**Signed By:** Gene Kerns

Year	Club	W-L	ERA	G	GS	CG	SHO	SV	IP	H	R	ER	HR	HB	BB	SO	WP	BK
2016	GCL Braves	3-2	2.43	13	1	0	0	2	29.2	33	13	8	1	1	10	26	2	0

**DAVIDSON, BRAXTON** OUTFIELDER

**Bats:** L **Throws:** L **Height:** 6-2 **Weight:** 230  
**Born:** 6/18/96 in Asheville, NC **Resides:** Arden, NC  
**School:** TC Roberson (NC) HS  
**Obtained:** Selected by the Braves in the first round (32nd overall) of the 2014 First-Year Player Draft.  
**Signed By:** Billy Best

**Braves 2017 Prospect Ranking:** No. 21 (*Baseball America*); No. 29 (MLB.com).

**2016 Review:** Played the full season with High-A Carolina, batting .224 (96-for-428) and establishing new career bests in games (128), runs (53), doubles (24), triples (2) and RBI (63) while tying his career high with 10 home runs...Ended the year in the Top 10 among Atlanta farmhands in walks (1st, 71), RBI (3rd, 63) and homers (T7th, 10)...Seventy-one walks were second most in the Carolina League, and his 155 free passes over the past two seasons are seventh most in the minors...Batted .250 (47-for-188) and slugged .426 with runners on base, compared to a .204 (10-for-49) mark and a .308 slugging percentage with the bases empty...Poked five hits in nine at-bats with the bases loaded, drawing four walks and driving in 17...Stroked the first grand slam of his career on 7/17 vs. Frederick...Batted a season-best .264 (23-for-87) in June, tallying 11 extra-base hits with 17 RBI in 28 games...Collected 14 RBI over a 12-game stretch from 7/17-28, batting .289/.373/.556 with four doubles, a triple and two home runs...**2015:** Entered 2016 tabbed by *Baseball America* as Atlanta's No. 12 prospect, and as having the "Best Strike Zone Discipline" in the Braves system...Played the 2015 season, his second as a professional, with Single-A Rome, where he batted .242 (97-for-401) with 10 homers and 45 RBI...Led Rome in doubles (23) and home runs (10), while pacing all Atlanta farmhands and the South Atlantic League with 84 walks on the season...His 23 doubles ranked tied for fourth among Braves minor leaguers...Also led the Atlanta system (min. 75 games) with a .381 OBP and finished tied for fifth with 10 home runs...Slugged his first professional home run in the season opener, going 1-for-3 with a walk on 4/9 vs.

Asheville...Batted .307 (46-for-150) with a .426 OBP over a 43-game stretch from 5/16-7/3, including a .295 (26-for-88) mark in the month of June...Strung together an 11-game hitting streak from 6/3-15, batting .436 (17-for-39) with five extra-base hits and eight RBI, before going 0-for-1 with a run and four walks on 6/16 to snap the stretch...Drew 11 walks in an eight-game stretch from 7/5-15, hitting just .130 (3-for-23) during the stretch but compiling a .429 OBP...*Baseball America* named him as the eighth-best prospect in the South Atlantic League following the season...Entered 2015 labeled as Atlanta's 11th-best prospect as rated by *Baseball America*...**2014:** Split time in his first professional season between the GCL Braves and Danville (R), combining to hit .224 (33-for-147) with 24 runs and 11 RBI over 50 games...Racked up 31 walks while striking out 42 times, good for a .387 on-base percentage between the two stops, the fifth-best OBP among all Braves farmhands...Exited the year as the 12th-best prospect in the GCL as ranked by *Baseball America*.

Year	Club	AVG	G	AB	R	H	2B	3B	HR	RBI	SH	SF	HP	BB	SO	SB	CS	E
2014	GCL Braves	.243	37	111	23	27	7	1	0	8	0	0	7	22	32	0	0	3
	Danville	.167	13	36	1	6	2	0	0	3	0	0	1	9	10	0	0	2
2015	Rome	.242	124	401	51	97	23	0	10	45	0	2	7	84	135	1	6	6
2016	Carolina	.224	128	428	53	96	24	2	10	63	2	5	10	71	184	4	4	11
Minor Totals		.232	302	976	128	226	56	3	20	119	2	7	25	186	361	5	10	22

### DAVIDSON, TUCKER LEFT-HANDED PITCHER

**Bats:** L **Throws:** L **Height:** 6-2 **Weight:** 215  
**Born:** 3/25/96 in Amarillo, TX **Resides:** Amarillo, TX  
**School:** Midland College (TX)  
**Obtained:** Selected by the Braves in the 19th round of the 2016 First-Year Player Draft.  
**Signed By:** Nate Dion

Year	Club	W-L	ERA	G	GS	CG	SHO	SV	IP	H	R	ER	HR	HB	BB	SO	WP	BK
2016	GCL Braves	0-3	1.52	11	1	0	0	0	29.2	32	9	5	1	3	4	32	2	1

### DE HOYOS, VICTOR CATCHER

**Bats:** R **Throws:** R **Height:** 5-9 **Weight:** 170  
**Born:** 2/23/98 in Loric, Colombia **Resides:** Loric, Colombia  
**Obtained:** Signed by the Braves as a non-drafted free agent on July 2, 2016  
**Signed By:** Jonathan Cruz

Year	Club	AVG	G	AB	R	H	2B	3B	HR	RBI	SH	SF	HP	BB	SO	SB	CS	E
2016	DSL Braves	.163	13	43	2	7	1	0	0	2	2	0	1	1	7	0	0	3

### DE JESUS, LUIS RIGHT-HANDED PITCHER

**Bats:** R **Throws:** R **Height:** 5-11 **Weight:** 170  
**Born:** 10/8/98 in Santo Domingo Norte, DR **Resides:** Santo Domingo, DR  
**Obtained:** Signed by the Braves as a non-drafted free agent on September 9, 2016.  
**Signed By:** Jonathan Cruz

Year	Club	W-L	ERA	G	GS	CG	SHO	SV	IP	H	R	ER	HR	HB	BB	SO	WP	BK
------	------	-----	-----	---	----	----	-----	----	----	---	---	----	----	----	----	----	----	----

2017 Will Be First Professional Season

### DE LA CRUZ, JASSEEL RIGHT-HANDED PITCHER

**Bats:** R **Throws:** R **Height:** 6-1 **Weight:** 175  
**Born:** 6/26/97 in Hato Mayor, DR **Resides:** Hato Mayor, DR  
**Obtained:** Signed by the Braves as a non-drafted free agent on June 1, 2015.  
**Signed By:** Matias Laureano

Year	Club	W-L	ERA	G	GS	CG	SHO	SV	IP	H	R	ER	HR	HB	BB	SO	WP	BK
2015	DSL Braves	0-1	7.11	7	0	0	0	0	6.1	6	8	5	0	2	8	6	2	0
2016	DSL Braves	2-0	3.42	12	3	0	0	0	26.1	23	11	10	1	1	14	20	3	0
	GCL Braves	2-0	0.00	6	0	0	0	0	15.0	4	0	0	0	3	1	12	1	0
Minor Totals		4-1	2.83	25	3	0	0	0	47.2	33	19	15	1	6	23	38	6	0

### DEL ROSARIO, YEFRI RIGHT-HANDED PITCHER

**Bats:** R **Throws:** R **Height:** 6-2 **Weight:** 180  
**Born:** 9/23/99 in Miches, DR **Resides:** Miches, DR  
**Obtained:** Signed by the Braves as a non-drafted free agent on July 29, 2016.  
**Signed By:** Jonathan Cruz

Year	Club	W-L	ERA	G	GS	CG	SHO	SV	IP	H	R	ER	HR	HB	BB	SO	WP	BK
------	------	-----	-----	---	----	----	-----	----	----	---	---	----	----	----	----	----	----	----

2017 Will Be First Professional Season

**DIAZ, CHRIS** LEFT-HANDED PITCHER

**Bats:** L **Throws:** L **Height:** 6-0 **Weight:** 195  
**Born:** 5/24/93 in Homestead, FL **Resides:** Florida City, FL  
**School:** University of Miami (FL)  
**Obtained:** Selected by the Braves in the fifth round (163rd overall) of the 2014 First-Year Player Draft.  
**Signed By:** Buddy Hernandez

**2016 Review:** Did not pitch while recovering from left shoulder labral repair surgery on 4/3/2015...**2015:** Missed the 2015 campaign after undergoing left shoulder labral repair surgery on 4/3, performed by Dr. Xavier Duralde in Atlanta, GA...**2014:** Pitched in 10 games (nine starts) for Single-A Rome, logging a 2.97 ERA (11 ER/33.1 IP) while not recording a decision...His 2.97 ERA paced all Rome pitchers with at least 30.0 innings pitched... Allowed opponents to hit just .178 (21-for-118) on the season, including a .149 mark (11-for-74) by right-handed batters and a .227 clip (10-for-44) by lefties...Tossed 4.0 hitless innings in his penultimate appearance of the season, walking one and fanning four over 4.0 innings on 8/10 vs. Charleston...Named ACC Co-Pitcher of the Year after going 9-1 with a 2.41 ERA in his junior season at Miami.

Year	Club	W-L	ERA	G	GS	CG	SHO	SV	IP	H	R	ER	HR	HB	BB	SO	WP	BK
2014	Rome	0-0	2.97	10	9	0	0	0	33.1	21	12	11	1	4	21	36	10	0
2015							Injured - Did Not Play											
2016							Injured - Did Not Play											
<b>Minor Totals</b>		<b>0-0</b>	<b>2.97</b>	<b>10</b>	<b>9</b>	<b>0</b>	<b>0</b>	<b>0</b>	<b>33.1</b>	<b>21</b>	<b>12</b>	<b>11</b>	<b>1</b>	<b>4</b>	<b>21</b>	<b>36</b>	<b>10</b>	<b>0</b>

**DIAZ, JHONNY** LEFT-HANDED PITCHER

**Bats:** L **Throws:** L **Height:** 6-0 **Weight:** 180  
**Born:** 6/22/96 in Araure, Venezuela **Resides:** Araure, Venezuela  
**Obtained:** Signed by the Braves as a non-drafted free agent on December 11, 2014.  
**Signed By:** Rolando Petit

Year	Club	W-L	ERA	G	GS	CG	SHO	SV	IP	H	R	ER	HR	HB	BB	SO	WP	BK
2015	DSL Braves	0-2	3.63	22	3	0	0	0	39.2	36	19	16	3	3	19	26	7	0
2016	DSL Braves	1-1	4.67	17	0	0	0	2	34.2	31	19	18	0	5	14	22	2	1
<b>Minor Totals</b>		<b>1-3</b>	<b>4.12</b>	<b>39</b>	<b>3</b>	<b>0</b>	<b>0</b>	<b>2</b>	<b>74.1</b>	<b>67</b>	<b>38</b>	<b>34</b>	<b>3</b>	<b>8</b>	<b>33</b>	<b>48</b>	<b>9</b>	<b>1</b>

**DIDDER, RAY-PATRICK** OUTFIELDER

**Bats:** R **Throws:** R **Height:** 6-0 **Weight:** 170  
**Born:** 10/1/94 in Oranjestad, Aruba **Resides:** Cura Cabai, Aruba  
**Obtained:** Signed by the Braves as a non-drafted free agent on April 21, 2013.

**Braves 2017 Prospect Ranking:** No. 27 (*Baseball America*).

**2016 Review:** Spent his fourth professional campaign with Single-A Rome, where he established new career bests in games (132), hits (131), runs (95), doubles (15), triples (9), home runs (6), RBI (35) and stolen bases (37)... Finished the season in the Top 10 among Braves farmhands in on-base percentage (1st, .387), stolen bases (T1st, 37), hits (5th, 131), walks (T7th, 50) and OPS (10th, .767)...Led the Atlanta system and the South Atlantic League with 95 runs scored...Was hit by a pitch 39 times on the season, most by any player in the minors...Batted .289 (68-for-235) in 66 games following the All-Star break, compared to a .259 (63-for-243) mark over 66 games to open the season...Appeared in 108 games batting in the leadoff spot in the lineup and hit .263 (106-for-403) with 78 runs, 23 extra-base hits and 32 stolen bases...Swiped a trio of bases on 6/3 at Lexington [2], going 1-for-3 with two runs and two walks...Was hit by three pitches on 7/10 vs. Hickory, going 0-for-1 with two runs...**2015:** Played his first season with rookie-level Danville, where he paced the club in games (61), at-bats (223), runs (31), triples (7), steals (10) and walks (20), while ranking second in hits (55)...Seven triples were fifth-most among all Braves farmhands, and the most among Atlanta prospects with fewer than 250 at-bats...Collected a pair of triples on 6/29 vs. Kingsport, going 2-for-4 with two runs, two RBI and a walk...**2014:** Tapped by the organization as the GCL's Player of the Year after leading the team in hits (43) and triples (5), while establishing then-career highs in at-bats (157), hits, doubles (6), triples and RBI (16).

Year	Club	AVG	G	AB	R	H	2B	3B	HR	RBI	SH	SF	HP	BB	SO	SB	CS	E
2013	DSL Braves	.259	48	135	34	35	2	1	0	12	6	1	7	31	34	8	3	15
2014	GCL Braves	.274	45	157	22	43	6	5	0	16	6	1	5	15	33	4	4	13
2015	Danville	.247	61	223	31	55	5	7	0	16	2	0	14	20	51	10	7	3
2016	Rome	.274	132	478	95	131	15	9	6	35	2	2	39	50	100	37	12	6
<b>Minor Totals</b>		<b>.266</b>	<b>286</b>	<b>993</b>	<b>182</b>	<b>264</b>	<b>28</b>	<b>22</b>	<b>6</b>	<b>79</b>	<b>16</b>	<b>4</b>	<b>65</b>	<b>116</b>	<b>218</b>	<b>59</b>	<b>26</b>	<b>37</b>



**DIRKS, CALEB** RIGHT-HANDED PITCHER**Bats:** R**Throws:** R**Height:** 6-3**Weight:** 225**Born:** 6/9/93 in Arcadia, CA**Resides:** Riverside, CA**School:** California Baptist University**Obtained:** Acquired by the Braves from the Los Angeles Dodgers along with LHP Phil Pfeifer in exchange for RHP Bud Norris, OF Dian Toscano, a player to be named later (RHP Alec Grosser) and cash considerations on June 30, 2016.**Signed By:** Bill Bliss (Braves)

**2016 Review:** Appeared in a career-high 49 games between Double-A Tulsa of the Dodgers and Double-A Mississippi of the Braves, combining to post a 5-3 record and a 1.18 ERA (8 ER/61.0 IP) with 67 strikeouts between the two clubs...Re-acquired by the Braves in a trade on 6/30 after being traded to the Dodgers by Atlanta on 7/2/15...Originally drafted by the Braves in the 15th round of the 2014 First-Year Player Draft...Allowed opponents to bat just .195 (43-for-221) on the season, with eight extra-base hits...Limited batters to a .151 (14-for-93) average with runners on base, compared to a .227 (29-for-128) mark with the bases empty...Fanned at least two batters in 20 of his 49 appearances, including a season-high five strikeouts over 3.0 innings on 8/20 vs. Pensacola...Failed to register at least one strikeout in just 10 appearances on the season...**2015:** Combined to go 3-2 with six saves and a 0.90 ERA (5 ER/50.0 IP) across four teams with two organizations, making 17 appearances between Atlanta's Single-A Rome and High-A Carolina clubs before 23 outings between High-A Rancho Cucamonga and Double-A Tulsa of the Dodgers...Acquired by the Dodgers from Atlanta on 7/2 along with minor-league outfielder Jordan Paroubeck in exchange for an international signing slot...Originally assigned to Rancho Cucamonga before being transferred to Tulsa on 8/1...Limited opponents to a .194 (35-for-180) batting average and a 1.14 WHIP...Struck out 64 and allowed just one home run and five extra-base hits in 50.0 combined innings...**2014:** Pitched in seven games with rookie-level Danville before transferring to Single-A Rome on 7/15 in his first professional season...Combined to go 1-0 with a 2.23 ERA (8 ER/32.1 IP) between the two stops, fanning 37 batters...Racked up five saves on the season, most among Atlanta's 2014 draft class and tied for 12th most among all Braves farmhands...His 2.23 ERA on the season was good for fifth best among all Braves relievers in the system.

Year	Club	W-L	ERA	G	GS	CG	SHO	SV	IP	H	R	ER	HR	HB	BB	SO	WP	BK
2014	Danville	0-0	0.96	7	0	0	0	2	9.1	8	2	1	0	0	3	16	1	0
	Rome	1-0	2.74	14	0	0	0	3	23.0	25	8	7	2	0	10	21	1	0
2015	Rome	1-2	1.80	6	0	0	0	1	10.0	12	2	2	0	1	2	11	5	0
	Carolina	0-0	0.00	11	0	0	0	2	16.2	8	0	0	0	0	12	18	1	2
	R. Cucamonga	2-0	0.90	9	0	0	0	3	10.0	8	1	1	1	0	2	18	0	0
2016	Tulsa	0-0	1.35	14	0	0	0	0	13.1	7	3	2	0	1	6	17	1	0
	Tulsa	3-2	1.44	28	0	0	0	6	31.1	25	10	5	3	1	7	35	0	0
	Mississippi	2-1	0.91	21	0	0	0	2	29.2	18	7	3	0	0	11	32	3	0
<b>Minor Totals</b>		<b>9-5</b>	<b>1.32</b>	<b>110</b>	<b>0</b>	<b>0</b>	<b>0</b>	<b>19</b>	<b>143.1</b>	<b>111</b>	<b>33</b>	<b>21</b>	<b>6</b>	<b>3</b>	<b>53</b>	<b>168</b>	<b>12</b>	<b>2</b>

**ELLISON, JUSTIN** OUTFIELDER**Bats:** L**Throws:** L**Height:** 6-2**Weight:** 175**Born:** 2/6/95 in Columbus, GA**Resides:** Phenix City, AL**School:** Western Oklahoma State Junior College**Obtained:** Selected by the Braves in the 12th round of the 2015 First-Year Player Draft.**Signed By:** Nate Dion

**2016 Review:** Played his first full professional season with Single-A Rome, where he batted .247 (107-for-433) with 49 runs, 37 extra-base hits and 54 RBI...His 49 runs were third most on Rome's club, while his 107 hits and 54 RBI were both fourth...Swiped 18 bases on the season, tied for fifth most among all Atlanta farmhands, while his career-best 25 doubles tied for eighth and his 54 RBI tied for ninth...Batted .280 (60-for-214) in 62 games at home, compared to a .215 (47-for-219) mark in 59 games on the road...Opened the season batting .227 (48-for-211) in 59 games prior to the All-Star break, but rebounded to hit .266 (59-for-222) in 62 games to close the year...Drove in a career-high four runs on 6/23 vs. Charleston, going 3-for-5 with a home run...**2015:** Split his first professional season between the GCL Braves and rookie-level Danville, combining to bat .247 (44-for-178) with 22 runs, 18 extra-base hits and 28 RBI in 50 games...Tallied three hits and three RBI in his second professional game, poking a double and lifting a sacrifice fly...Tabbed by *Baseball America* as the "Fastest Runner" in Atlanta's 2015 draft class...Prior to being drafted, appeared in 66 games during his sophomore season at Western Oklahoma State, pacing the team in batting average (.429, 93-for-217), runs (84), hits (93), walks (50) and OBP (.535) while tying for the team lead in stolen bases (22).

Year	Club	AVG	G	AB	R	H	2B	3B	HR	RBI	SH	SF	HP	BB	SO	SB	CS	E
2015	GCL Braves	.255	27	98	11	25	5	1	2	17	0	1	0	9	22	5	0	1
	Danville	.238	23	80	11	19	6	1	3	11	0	1	0	9	15	1	0	0
2016	Rome	.247	121	433	49	107	25	8	4	54	2	4	0	37	88	18	8	9
<b>Minor Totals</b>		<b>.247</b>	<b>171</b>	<b>611</b>	<b>71</b>	<b>151</b>	<b>36</b>	<b>10</b>	<b>9</b>	<b>82</b>	<b>2</b>	<b>6</b>	<b>0</b>	<b>55</b>	<b>125</b>	<b>24</b>	<b>8</b>	<b>10</b>

**ENCARNACION, JEAN CARLOS** INFILDER

**Bats:** R **Throws:** R **Height:** 6-3 **Weight:** 195  
**Born:** 1/17/98 in San Juan de la Maguana, DR **Resides:** Santiago de los Caballeros, DR  
**Obtained:** Signed by the Braves as a non-drafted free agent on May 10, 2016.  
**Signed By:** Jonathan Cruz

Year	Club	AVG	G	AB	R	H	2B	3B	HR	RBI	SH	SF	HP	BB	SO	SB	CS	E
2016	DSL Braves	.264	37	140	19	37	3	3	0	16	0	0	5	11	30	4	0	7

**ESTRADA, RICHARD** CATCHER

**Bats:** R **Throws:** R **Height:** 5-10 **Weight:** 170  
**Born:** 4/4/98 in Valencia, Venezuela **Resides:** Puerto Cabello, Venezuela  
**Obtained:** Signed by the Braves as a non-drafted free agent on May 6, 2015  
**Signed By:** Rolando Petit

Year	Club	AVG	G	AB	R	H	2B	3B	HR	RBI	SH	SF	HP	BB	SO	SB	CS	E
2015	DSL Braves	.167	4	12	0	2	0	0	0	0	0	0	0	2	2	0	1	0
2016	DSL Braves	.167	12	18	0	3	2	0	0	2	0	0	0	1	4	0	0	0
<b>Minor Totals</b>		<b>.167</b>	<b>16</b>	<b>30</b>	<b>0</b>	<b>5</b>	<b>2</b>	<b>0</b>	<b>0</b>	<b>2</b>	<b>0</b>	<b>0</b>	<b>0</b>	<b>3</b>	<b>6</b>	<b>0</b>	<b>1</b>	<b>0</b>

**FERNANDEZ, JEREMY** INFILDER

**Bats:** R **Throws:** R **Height:** 6-1 **Weight:** 150  
**Born:** 7/11/97 in San Pedro de Macoris, DR **Resides:** San Pedro de Macoris, DR  
**Obtained:** Signed by the Braves as a non-drafted free agent on May 18, 2015.  
**Signed By:** Matias Laureano

Year	Club	AVG	G	AB	R	H	2B	3B	HR	RBI	SH	SF	HP	BB	SO	SB	CS	E
2015	DSL Braves	.262	30	107	12	28	3	1	0	10	0	1	3	9	19	3	1	19
2016	GCL Braves	.244	36	123	15	30	3	1	0	8	3	0	4	4	20	7	0	14
<b>Minor Totals</b>		<b>.252</b>	<b>66</b>	<b>230</b>	<b>17</b>	<b>58</b>	<b>6</b>	<b>2</b>	<b>0</b>	<b>18</b>	<b>3</b>	<b>1</b>	<b>7</b>	<b>13</b>	<b>39</b>	<b>10</b>	<b>1</b>	<b>33</b>

**FOLEY, MATT** CATCHER

**Bats:** R **Throws:** R **Height:** 6-4 **Weight:** 230  
**Born:** 4/15/94 in Seekonk, MA **Resides:** Seekonk, MA  
**School:** Rhode Island College  
**Obtained:** Acquired by the Braves from the Miami Marlins as part of a three-team trade on August 24, 2016; Atlanta received C Matt Foley from Miami, along with INF Dylan Moore from the Texas Rangers; Miami acquired OF Jeff Francoeur and cash considerations from Atlanta; Texas received International Bonus Pool Slot No. 93 from Atlanta, along with International Bonus Pool Slots No. 37 and No. 97 from Miami.  
**Signed By:** Steve Payne (Marlins)

Year	Club	AVG	G	AB	R	H	2B	3B	HR	RBI	SH	SF	HP	BB	SO	SB	CS	E
2015	GCL Marlins	.130	13	23	2	3	0	0	0	3	0	0	0	2	9	0	0	1
2016	Batavia	.286	2	7	0	2	0	0	0	1	0	0	0	1	4	0	0	0
	GCL Marlins	.250	12	28	6	7	0	0	0	2	0	1	2	5	7	0	1	0
	GCL Braves	.333	1	3	1	1	0	0	0	0	0	0	0	0	2	0	0	0
<b>Minor Totals</b>		<b>.213</b>	<b>28</b>	<b>61</b>	<b>9</b>	<b>13</b>	<b>0</b>	<b>0</b>	<b>0</b>	<b>6</b>	<b>0</b>	<b>1</b>	<b>2</b>	<b>8</b>	<b>22</b>	<b>0</b>	<b>1</b>	<b>1</b>

**FRANCO, CARLOS** INFILDER

**Bats:** L **Throws:** R **Height:** 6-3 **Weight:** 210  
**Born:** 12/20/91 in Bani, DR **Resides:** Bani, DR  
**Obtained:** Signed by the Braves as a non-drafted free agent on May 5, 2009.  
**Signed By:** Roberto Aquino

**2016 Review:** Made his Double-A debut and appeared in 121 games with Mississippi, batting .255 (108-for-424) with 37 runs, 21 extra-base hits and 53 RBI...Drew 53 walks, fourth most among Atlanta farmhands...Reached the 100-hit plateau for the fourth consecutive season, dating to 2013...Had nearly identical numbers in each "half" of the season, batting .254 (54-for-213) with eight extra-base hits and 67 strikeouts in 60 games prior to the All-Star break, and .254 (54-for-211) with 13 extra-base hits and 67 strikeouts in 61 games after the break...Batted .393 (11-for-28) with a .714 slugging percentage in seven postseason games as the M-Braves advanced to the Southern League Championship Series...**2015:** Played his first season with High-A Carolina and set new career highs in hits (117), doubles (30), home runs (11), RBI (62) and walks (66)...Scored a career high-tying 54 runs for the third consecutive season...Paced all Braves farmhands in doubles and ended the season second in walks, third (tied) in RBI, fourth in home runs, eighth in hits and ninth in runs...Led Carolina in games (134), doubles and

walks, while tying for the team lead in RBI and sitting second in hits...Earned CL Player of the Week honors for the period of 8/31-9/7, the final week of the season, after going 9-for-25 (.360) with five runs, two doubles, two home runs, nine RBI and seven walks in seven games...Slugged double-digit home runs for the first time in his career, connecting on 11 throughout the season, sixth-most in the Carolina League...Batted .302 (38-for-126) with runners in scoring position, including a .324 (24-for-74) mark with RISP and two outs...Hit .271 (94-for-347) on the year against right-handed pitching, compared to a .202 (23-for-114) mark against lefties...**2014:** Spent his second consecutive year with Rome (A), where he established then-career highs in hits (113), triples (four), home runs (nine) and RBI (49)...He ended the year among all Braves farmhands in the Top 10 in games (5th, 123), at-bats (8th, 443) and home runs (T-8th, 9), while pacing the R-Braves in games, at-bats, hits (123) and doubles (20)...Turned in his best month in August, batting .330 (30-for-91) with eight extra-base hits, 18 runs and 15 RBI over 27 games...Logged the first multi-homer game of his career on 7/20, going 2-for-3 with a career-best five RBI...**2013:** Played his first full season with Rome (A) and was one of two R-Braves with 100+ hits (104, good for second on the Club)...Hit .272 (22-for-81) in the month of May, driving in 11 runs...Had a pair of three-hit games on the year, including a 3-for-3 day with a double, two walks and a run on 8/5...**2012:** Selected by *Baseball America* as Atlanta's 21st-best prospect, as well as having the "Best Infield Arm" in the organization...Tabbed by the organization as the Danville Braves (R) Player of the Year...Was selected as Danville's Player of the Month for July after logging 23 hits in 21 games, good for a .303 average.

Year	Club	AVG	G	AB	R	H	2B	3B	HR	RBI	SH	SF	HP	BB	SO	SB	CS	E
2009	DSL Braves	.181	31	83	15	15	4	1	1	5	0	1	1	10	30	0	3	4
2010	DSL Braves	.218	37	142	8	31	4	1	2	19	0	1	1	18	31	3	0	10
	GCL Braves	.123	23	65	9	8	1	0	2	5	0	1	4	8	24	1	0	2
2011	GCL Braves	.239	44	155	22	37	9	1	1	21	0	0	0	15	38	10	0	10
2012	Danville	.271	50	166	35	45	6	3	2	20	0	1	2	37	36	6	5	12
2013	Rome	.229	128	454	54	104	20	1	1	48	1	3	1	51	124	15	9	29
2014	Rome	.255	123	443	54	113	20	4	9	49	1	1	1	45	84	7	2	28
2015	Carolina	.254	134	461	54	117	30	3	11	62	0	2	1	66	108	5	5	12
2016	Mississippi	.255	121	424	37	108	14	3	4	53	1	2	2	53	134	3	4	18
Minor Totals		.242	691	2393	288	578	108	17	33	282	3	12	13	303	609	50	28	125

## FRANCO, ENDERSON RIGHT-HANDED PITCHER

**Bats:** R

**Throws:** R

**Height:** 6-2

**Weight:** 180

**Born:** 12/29/92 in Anaco, Venezuela

**Resides:** Anaco, Venezuela

**Obtained:** Selected by the Braves from the Miami Marlins in the minor league phase of the 2015 Rule 5 Draft on December 10, 2015.

**Signed By:** Felix Francisco and Miguel Chacoa (Astros)

**2016 Review:** Played his first season in the organization with High-A Carolina and established new career highs in appearances (26) and innings (144.0) while going 6-12 with a 4.69 ERA (75 ER/144.0 IP) over 25 starts...His 144.0 innings of work were fourth most by a Braves farmhand on the season...Tossed the second shutout of his career in his final start of the season, holding Winston-Salem to just three hits and two walks over 7.0 innings in a 5-0 Mudcats win...Suffered an eight-game losing streak from 7/3-8/28, going 0-8 with a 5.49 ERA (37 ER/60.2 IP) over 11 starts...Tallied a 3-4 record and a 2.60 ERA (19 ER/65.2 IP) in 11 games (10 starts) at home, including his shutout, but went 3-8 with a 6.43 ERA (56 ER/78.1 IP) over 15 starts on the road...**2015:** Combined to make a then career-high 25 starts between two clubs and two organizations, going 6-12 with a 6.29 ERA (75 ER/126.0 IP) between Bowling Green (A) of the Rays system and Greensboro (A) of the Marlins...Went 5-6 with a 3.89 ERA in 13 starts for Bowling Green before being acquired by the Marlins in exchange for an international bonus pool slot on 7/2...Posted a 1-6 record and a 7.29 ERA in 12 starts with Greensboro over the remainder of the season...**2014:** Made 13 starts with Low-A Hudson Valley and produced a career-low 3.28 ERA and a career-best seven wins in his first season in the Tampa Bay organization...Took the loss in the second complete game of his career, allowing three runs over 6.0 innings in a 3-0 defeat at Brooklyn...Went 5-1 with a 2.96 ERA (15 ER/45.2 IP) in nine starts at home, compared to a 2-2 mark and a 3.91 ERA (10 ER/23.0 IP) over four starts on the road...Opened the season with 11 consecutive scoreless innings...**2013:** Went 2-5 with a 5.05 ERA (29 ER/51.2 IP) at rookie-level Greenville...Following the season, was selected by the Tampa Bay Rays from the Houston Astros in the minor-league phase of the 2013 Rule 5 draft on 12/12.

Year	Club	W-L	ERA	G	GS	CG	SHO	SV	IP	H	R	ER	HR	HB	BB	SO	WP	BK
2010	DSL Astros	1-3	3.67	9	7	0	0	0	34.1	39	20	14	4	4	7	21	2	1
2011	GCL Astros	1-2	4.40	10	10	0	0	0	47.0	56	28	23	1	4	17	26	3	1
2012	GCL Astros	3-2	4.86	10	7	1	1	0	50.0	69	31	27	2	5	8	37	6	0
2013	Greenville	2-5	5.05	12	12	0	0	0	51.2	58	35	29	4	5	18	41	2	2
2014	Hudson Valley	7-3	3.28	13	13	1	0	0	68.2	74	34	25	4	1	8	50	4	0
2015	Bowling Green	5-6	3.89	13	13	0	0	0	71.2	82	38	31	4	1	8	47	3	0
	Greensboro	1-6	7.29	12	12	0	0	0	54.1	74	50	44	6	2	25	37	8	4
2016	Carolina	6-12	4.69	26	25	1	1	0	144.0	164	79	75	7	13	46	97	5	3
Minor Totals		26-39	4.62	105	99	3	2	0	521.2	616	315	268	32	35	137	356	33	11

FUENMAYOR, BALBINO INFIELDER

**Bats:** R **Throws:** R **Height:** 6-3 **Weight:** 195  
**Born:** 11/26/89 in Valencia, Venezuela **Resides:** Guigue, Venezuela  
**Obtained:** Signed by the Braves as a minor-league free agent on December 1, 2016.  
**Signed By:** Rafael Moncada (Blue Jays)

**2016 Review:** Spent his second season in the Royals organization with Triple-A Omaha, batting .291 (104-for-358) with 23 doubles, six homers and 42 RBI in 101 games...Opened the year batting .279 (67-for-240) in 67 games before the All-Star break before rebounding to hit .314 (37-for-118) in 34 games over the season's second "half"...Strung together a 10-game hitting streak from 7/17-31, batting .514 (18-for-35) with five extra-base hits and five RBI during the stretch...Touched left-handed pitchers at a .364/.412/.521 clip, but hit just .253 (60-for-237) with a .280 on-base percentage against righties...Poked 21 hits in 68 at-bats (.309) with two outs and runners in scoring position, with six doubles and 14 RBI...Batted .375 (27-for-72) with four homers and 11 RBI over 21 games in July...Went 3-for-4 with two runs, two homers and three RBI on 7/20 vs. Las Vegas, the fifth multi-homer game of his career...**2015:** Enjoyed a breakout year, being named Northwest Arkansas (AA) Player of the Year, a *Baseball America* Double-A Postseason All-Star and was selected to the SiriusXM All-Star Futures Game in Cincinnati...Combined to bat .358 (129-for-360) with 28 doubles, 17 homers and 66 RBI in 89 games between Northwest Arkansas and Omaha (AAA)...Opened the year at Northwest Arkansas before being transferred to Omaha on 7/4...Missed the final five weeks of the Triple-A season after suffering a torn ACL in a rundown on 7/24...Led all Double-A players in hits, ranked second in batting average and tied for second in homers at the time of his call-up...His .977 OPS with the Naturals was second to only Cubs farmhand Kyle Schwarber (1.017)...Batted .391 (45-for-115) with 11 doubles and eight homers in May, earning Texas League Player of the Month honors...Was also named league's Player of the Week twice in the month (5/4 and 5/18)...Collected four hits in a game twice in the same series, going 4-for-5 with a double on 5/1 vs. Tulsa and 4-for-5 with two doubles and a homer 5/3...Also had three multi-homer games...Hit cleanup and started at first base for the World Team in the All-Star Futures Game, going 1-for-2 with a single...**2014:** Played the season with Quebec of the independent Canadian-American Association and batted .347 (131-for-377) with 23 homers...Set a Quebec franchise record with 131 hits, the fifth-highest total in league history...Led the league in hits, doubles (30) and RBI (99), and ranked second in average (.347) and homers (23)...**2013:** Opened the season with Single-A Lansing before spending the rest of his campaign between the Frontier Greys of the independent Frontier League and Laredo of the independent American Association...Slugged four homers and drove in 17 in 26 games with Lansing...**2012:** Played the entire campaign with Low-A Vancouver, batting .282 (73-for-259) with 35 runs, 30 extra-base hits and 52 RBI in 67 games...Had nine multi-hit games in his first 14 contests of the season, batting .418 (23-for-55) with eight runs, six doubles, three homers and 18 RBI...**2011:** Split the season between Vancouver (A-) and Lansing (A), combining to bat .249 (81-for-325) in 90 games between the two clubs...Hit .300 (24-for-80) with 10 RBI in 25 games across April and May before batting just .233 (57-for-245) in the remainder of the season...**2010:** Played his second consecutive season with Lansing, batting .220 (76-for-346) with a then career-high nine home runs...**2009:** Appeared in 113 games with Single-A Lansing and tallied the first 100-hit campaign of his career, piking 110 hits in 419 at-bats (.263) with 32 extra-base hits and 54 RBI.

Year	Club	AVG	G	AB	R	H	2B	3B	HR	RBI	SH	SF	HP	BB	SO	SB	CS	E
2007	GCL Blue Jays	.174	48	178	13	31	5	2	1	12	0	2	5	12	68	0	0	13
2008	GCL Blue Jays	.307	50	179	25	55	14	2	3	26	0	2	5	11	48	0	3	10
2009	Lansing	.263	113	419	43	110	21	3	8	54	1	4	2	9	119	1	3	12
2010	Lansing	.220	100	346	32	76	20	3	9	46	0	3	3	20	123	0	0	8
2011	Lansing	.287	29	94	10	27	5	1	0	11	0	1	1	8	19	0	1	5
	Vancouver	.234	61	231	24	54	13	0	6	29	0	1	4	14	56	1	0	12
2012	Vancouver	.282	67	259	35	73	20	1	9	52	0	5	5	14	82	1	0	4
2013	Lansing	.208	26	96	13	20	4	1	4	17	0	1	3	8	32	0	0	1
	Frontier (IND)	.322	45	177	26	57	8	0	11	32	0	1	5	9	40	5	1	6
	Laredo (IND)	.262	18	65	8	17	5	0	2	13	0	1	2	2	12	0	0	1
2014	Quebec (IND)	.347	95	377	67	131	30	0	23	99	0	9	5	22	64	2	2	10
2015	NW Arkansas	.354	73	291	50	103	22	1	15	51	0	1	4	12	46	1	0	7
	Omaha	.377	16	69	12	26	6	1	2	15	0	1	0	0	13	0	0	0
2016	Omaha	.291	101	358	27	104	23	0	6	42	0	3	3	17	77	0	0	7
Minor Totals		.269	684	2520	284	679	153	15	63	355	1	24	35	125	683	4	7	79

\*Minor League statistical totals do not include Independent League statistics

GAMEZ, LUIS RIGHT-HANDED PITCHER

**Bats:** R **Throws:** R **Height:** 6-1 **Weight:** 210  
**Born:** 6/25/96 in Tucson, AZ **Resides:** Tucson, AZ  
**School:** Cienega (AZ) HS  
**Obtained:** Selected by the Braves in the 11th round of the 2014 First-Year Player Draft.  
**Signed By:** Bill Bliss

**2016 Review:** Assigned to a pair of teams in his third professional campaign, making seven appearances (six starts) between Single-A Rome and rookie-level Danville while compiling a 2-4 record and a 2.73 ERA (9 ER/29.2 IP)...Tossed 2.0 scoreless innings for Rome on 4/30 at Hagerstown, before being reassigned to Danville and making his D-Braves debut on 6/24 at Pulaski...Allowed opponents to bat just .198 (22-for-111) on the season...**2015:** Split his second professional season between the GCL Braves and rookie-level Danville, combining to go 2-6 with a 4.74 ERA (20 ER/38.0 IP) in 16 games between the clubs...Made three starts with the GCL Braves before moving to Danville on 7/4...Went 1-1 with a 3.95 ERA (6 ER/13.2 IP) in eight relief appearances, compared to a 1-5 record with a 5.18 ERA (14 ER/24.1) in eight starts.

Year	Club	W-L	ERA	G	GS	CG	SHO	SV	IP	H	R	ER	HR	HB	BB	SO	WP	BK
2014	GCL Braves	2-0	4.74	17	0	0	0	0	19.0	20	12	10	0	1	17	11	4	0
2015	GCL Braves	0-2	1.80	3	3	0	0	0	10.0	8	3	2	0	2	5	9	0	1
	Danville	2-4	5.79	13	5	0	0	0	28.0	32	27	18	3	3	19	21	9	0
2016	Rome	0-0	0.00	1	0	0	0	0	2.0	0	0	0	0	1	2	3	1	0
	Danville	2-4	2.93	6	6	0	0	0	27.2	22	18	9	1	1	15	16	2	1
<b>Minor Totals</b>		<b>6-10</b>	<b>4.05</b>	<b>40</b>	<b>14</b>	<b>0</b>	<b>0</b>	<b>0</b>	<b>86.2</b>	<b>82</b>	<b>60</b>	<b>39</b>	<b>4</b>	<b>8</b>	<b>58</b>	<b>60</b>	<b>16</b>	<b>2</b>

## GAYLOR, STEPHEN *OUTFIELDER*

**Bats:** L **Throws:** R **Height:** 6-1 **Weight:** 195  
**Born:** 10/4/91 in Rome, GA **Resides:** Rome, GA  
**School:** Berry College (GA)  
**Obtained:** Signed by the Braves as a non-drafted free agent on August 12, 2014.  
**Signed By:** Brian Bridges

**2016 Review:** Made appearances with four different clubs in the Atlanta farm system, combining to bat .245 (74-for-302) with 46 runs, 16 RBI and a career-best 74 hits between Rome (A), Carolina (High-A), Mississippi (AA) and Gwinnett (AAA)...Played the majority of the season with Carolina (59 games) and Mississippi (49 games), while appearing in one contest each with Rome and Gwinnett...Slugged his first professional home run on 8/26 at Biloxi, part of a 2-for-5 night with two runs and two RBI...Tied his career high with four hits on 8/31 at Chattanooga, going 4-for-5 with a run...Swiped 18 bases between the four clubs on the season, tied for fifth most among Atlanta farmhands...Batted .305 (18-for-59) over 20 games in August...**2015:** Made two stints with Single-A Rome and one with rookie-level Danville in his second season as a professional, combining to bat .286 (73-for-255) with 48 runs and five triples in 76 games between the two levels...Ended the season in the Top 10 among Atlanta prospects in stolen bases (7th, 17), triples (T9th, 5) and average (10th, .286)...Opened the season with Rome and batted .233 (7-for-30) over 10 games before a two-game stint with Danville on 6/23 and 6/24...Returned to Rome on 6/25 and hit .292 (64-for-219) in 64 games the remainder of the season...Reached base at a .379 clip on the season, the third-best mark among Atlanta farmhands (min. 250 at-bats), while his five triples on the season were tied for 10th-most in the system...Made 38 starts batting leadoff, and hit .307 (43-for-140) with 31 runs and a .405 OBP when doing so...Batted .329 (27-for-82) in 25 games during July, scoring 10 runs and poking four triples...Collected the first four-hit game of his career on 7/9 at Augusta, going 4-for-5 with four runs, one double, one triple and one RBI.

Year	Club	AVG	G	AB	R	H	2B	3B	HR	RBI	SH	SF	HP	BB	SO	SB	CS	E
2014	GCL Braves	.325	9	40	7	13	1	1	0	2	1	0	1	1	8	2	0	0
2015	Rome	.285	74	249	44	71	7	4	0	12	4	0	7	28	33	15	11	2
	Danville	.333	2	6	4	2	0	1	0	0	1	0	2	1	0	2	0	0
2016	Rome	.000	1	0	0	0	0	0	0	0	0	0	0	1	0	0	0	0
	Carolina	.241	59	191	29	46	4	1	0	9	2	1	2	24	38	14	5	2
	Gwinnett	.333	1	3	1	1	0	0	0	0	0	0	0	1	0	0	0	0
	Mississippi	.250	49	108	16	27	1	0	1	7	3	0	0	6	28	4	3	3
<b>Minor Totals</b>		<b>.268</b>	<b>195</b>	<b>597</b>	<b>101</b>	<b>160</b>	<b>13</b>	<b>7</b>	<b>1</b>	<b>30</b>	<b>11</b>	<b>1</b>	<b>12</b>	<b>62</b>	<b>107</b>	<b>37</b>	<b>19</b>	<b>7</b>

## GEHARDT, RYAN *INFILDER*

**Bats:** R **Throws:** R **Height:** 5-11 **Weight:** 195  
**Born:** 10/5/91 in Monroe, LA **Resides:** Ruston, LA  
**School:** Louisiana Tech University  
**Obtained:** Signed by the Braves as a minor-league free agent on August 20, 2015.  
**Signed By:** Rusty Pendergrass (Diamondbacks)

**2016 Review:** Played his first full season in the Atlanta organization and spent the year with High-A Carolina, batting .259 (51-for-197) in 57 games...Placed on the 7-day disabled list on 6/7 (underwent testicular contusion surgery on 6/8) and missed nearly two months of action before being reinstated on 7/24...Batted .293 (39-for-133) in 41 games before the disabled list stint, but hit just .188 (12-for-64) in 16 games after returning to action...Went 12-for-38 (.316) with two outs and runners in scoring position, driving in 10...Poked his first professional home run on 5/30 vs. Frederick, part of a 2-for-4 effort with a pair of runs...**2015:** Split the season between five affiliated teams and the Long Island Ducks of the independent Atlantic League, combining to bat .242 (80-for-



MINOR LEAGUE PLAYERS

331) in 90 affiliated games with the Diamondbacks and Braves organizations...Appeared in 77 games between Mobile (AA), Kane County (A) and Visalia (High-A) in Arizona's system before being released on 8/8...Signed by the Braves from Long Island on 8/20 and played 13 games between Rome (A) and Carolina (High-A), combining to bat .173 (9-for-52) with three runs and three RBI...Batted .302 (32-for-106) over 27 games in May, with 10 runs, six doubles and 12 RBI...**2014:** Appeared in 68 games between Single-A South Bend and High-A Visalia, batting .326 (78-for-239) with 39 runs, 12 extra-base hits and 29 RBI on the year...Compiled a .396 (19-for-49) average against left-handed pitchers on the season, while hitting .309 (59-for-191) against righties...Fell a home run short of the cycle on 8/18 at Modesto, going 3-for-5 with a run...**2013:** Selected by Arizona in the 17th round of the June free agent draft and was assigned to Low-A Hillsboro, where he batted .258 (65-for-252) over 69 games.

Year	Club	AVG	G	AB	R	H	2B	3B	HR	RBI	SH	SF	HP	BB	SO	SB	CS	E
2013	Hillsboro	.258	69	252	22	65	13	1	0	19	4	4	2	18	27	5	5	18
2014	South Bend	.266	25	79	12	21	6	1	0	11	0	3	1	7	13	1	0	0
	Visalia	.356	43	160	27	57	6	1	0	18	0	1	3	10	19	2	3	7
2015	Mobile	.238	15	42	4	10	1	0	0	5	0	0	1	4	9	0	1	3
	Kane County	.275	47	182	18	50	7	2	0	13	1	2	1	10	25	1	2	10
	Visalia	.200	15	55	5	11	2	0	0	2	0	0	0	2	16	0	0	2
	Long Island (IND)	.000	4	14	0	0	0	0	0	3	0	2	0	2	4	0	0	0
	Rome	.200	10	40	3	8	0	0	0	3	0	1	0	1	6	0	1	1
	Carolina	.083	3	12	0	1	0	0	0	0	0	0	0	0	1	0	0	1
	Carolina	.259	57	197	15	51	10	1	1	19	0	4	1	14	23	0	2	5
Minor Totals		.269	284	1019	106	274	45	6	1	90	5	15	9	66	139	9	14	47

\*Minor League statistical totals do not include Independent League statistics

GEEKIE, DALTON RIGHT-HANDED PITCHER

**Bats:** R **Throws:** R **Height:** 6-5 **Weight:** 200  
**Born:** 10/3/94 in Houston, TX **Resides:** Powder Springs, GA  
**School:** Georgia Highlands College  
**Obtained:** Selected by the Braves in the 22nd round of the 2015 First-Year Player Draft.  
**Signed By:** Justin Clark

**2016 Review:** Spent his first full professional season with Single-A Rome, where he went 2-4 with a 5.16 ERA (26 ER/45.1 IP) and one save over 31 appearances...Held left-handed batters to a .171 (12-for-70) average, while righties batted .298 (31-for-104)...Allowed opponents to hit .167 (16-for-96) with no one on base, but yielded a .346 (27-for-78) average with runners on...Earned the win in two of his first four appearances before losing all four of his remaining decisions...Tallied his only save on 4/27 at West Virginia by tossing 2.0 innings of one-run relief...**2015:** Split his first professional season between the GCL Braves, rookie-level Danville and Single-A Rome, combining to go 4-0 with a 1.93 ERA (6 ER/28.0 IP) and a pair of saves...His 1.93 ERA was fifth-best among Atlanta's relief prospects...Did not allow an earned run in 13 of his 17 appearances on the season...Tossed a season-high 3.0 innings on 8/6, holding the GCL Pirates to one hit and striking out four to earn his third professional win...Allowed opponents to hit .224 (22-for-98) on the season, including just a .196 (9-for-46) mark with runners on base.

Year	Club	W-L	ERA	G	GS	CG	SHO	SV	IP	H	R	ER	HR	HB	BB	SO	WP	BK
2015	GCL Braves	3-0	2.25	13	0	0	0	2	20.0	18	6	5	1	3	9	22	2	0
	Danville	1-0	0.00	3	0	0	0	0	6.0	1	0	0	0	0	0	3	0	0
	Rome	0-0	4.50	1	0	0	0	0	2.0	3	1	1	0	0	0	1	0	0
2016	Rome	2-4	5.16	31	0	0	0	1	45.1	43	35	26	5	3	17	31	4	0
Minor Totals		6-4	3.93	48	0	0	0	3	73.1	65	42	32	6	6	26	57	6	0

GIARDINA, SAL CATCHER

**Bats:** S **Throws:** R **Height:** 6-4 **Weight:** 220  
**Born:** 4/30/92 in Boyton Beach, FL **Resides:** Valrico, FL  
**School:** Lynn University (FL)  
**Obtained:** Selected by the Braves in the 31st round of the 2014 First-Year Player Draft.  
**Signed By:** Buddy Hernandez

**2016 Review:** Played his second consecutive season with High-A Carolina and set new career highs in runs (20), hits (56), doubles (9), triples (2), home runs (3) and RBI (19)...Closed the season by batting .263 (42-for-160) in 45 games after the All-Star break after hitting .206 (14-for-68) in 22 games before the break...Hit .333 (25-for-75) over 20 games in the month of July, with 10 RBI and all three of his home runs...Made appearances at four positions defensively, including catcher (30 games), first base (30 games), third base (3 games) and pitcher (1 game)...Tossed 1.1 scoreless innings on 6/14 at Lynchburg in his only appearance on the mound...**2015:** Appeared in 42 games with High-A Carolina, batting .185 (27-for-146) with eight runs and seven RBI...Opened the season on the disabled list before being reinstated on 5/15...Batted .290 (9-for-31) over eight games in

May, before batting .157 (18-for-115) in 34 games the rest of the season...Made one appearance on the mound, tossing 1.0 perfect inning of relief on 7/4 vs. Myrtle Beach...**2014:** Assigned to Single-A Rome after being a 31st-round draft selection, and hit .266 (34-for-128) with a pair of home runs and 16 RBI in 37 games...Went a perfect 3-for-3 at the plate in his second professional game on 6/22...Stroked a season high-tying three hits and plated a season-best three runs on 8/15, going 3-for-5 with his first home run.

Year	Club	AVG	G	AB	R	H	2B	3B	HR	RBI	SH	SF	HP	BB	SO	SB	CS	E
2014	Rome	.266	37	128	12	34	3	0	2	16	0	0	4	10	30	0	2	5
2015	Carolina	.185	42	146	8	27	5	0	0	7	3	0	4	5	40	1	1	6
2016	Carolina	.246	67	228	20	56	9	2	3	19	0	1	10	9	56	1	1	8
Minor Totals		.233	146	502	40	117	17	2	5	42	3	1	18	24	126	2	4	19

### GILMORE, CONNOR RIGHT-HANDED PITCHER

**Bats:** R **Throws:** R **Height:** 6-5 **Weight:** 220  
**Born:** 12/10/93 in Little Rock, AR **Resides:** Little Rock, AR  
**School:** University of Central Arkansas  
**Obtained:** Signed by the Braves as a non-drafted free agent on June 18, 2016.  
**Signed By:** Don Thomas

**2016 Review:** Made 13 appearances for rookie-level Danville after signing with the Braves as a non-drafted free agent, and went 2-1 with a 2.50 ERA (5 ER/18.0 IP)...Fanned 19 batters and walked just two, the second-best SO/BB ratio among Braves farmhands (9.50)...Opened his career with 7.1 scoreless innings, earning two wins and fanning eight in his first five appearances.

Year	Club	W-L	ERA	G	GS	CG	SHO	SV	IP	H	R	ER	HR	HB	BB	SO	WP	BK
2016	Danville	2-1	2.50	13	0	0	0	0	18.0	17	7	5	0	1	2	19	5	0

### GODFREY, SEAN OUTFIELDER

**Bats:** R **Throws:** R **Height:** 6-2 **Weight:** 195  
**Born:** 1/2/92 in Indianapolis, IN **Resides:** New Albany, IN  
**School:** Ball State University (IN)  
**Obtained:** Selected by the Braves in the 22nd round of the 2014 First-Year Player Draft.  
**Signed By:** Rick Sellers

**2016 Review:** Appeared in just 31 games between three levels of the organization, combining to bat .274 (26-for-95) between Carolina (High-A), Mississippi (AA) and the GCL Braves...Made a pair of trips to the disabled list, first from 4/12-4/28 (left wrist sprain) before a second stint from 5/9-8/15 (left wrist sprain)...Played one game for Carolina to open the season (2-for-4, 2 R, 3B, HR, 2 RBI on 4/7 at Salem) before moving to Mississippi on 4/9...Appeared in 11 games for Mississippi before his second disabled list trip, and returned to Carolina for 13 games to close his season following a six-game rehabilitation stint with the GCL Braves...**2015:** Split his first full professional season between High-A Carolina and Double-A Mississippi and batted .257 (108-for-420) with 56 runs and 41 RBI in 120 games between the two stops...Ended the season in the Top 10 among Braves farmhands in runs (T7th, 56) and stolen bases (10th, 15)...Paced the Mudcats by batting .304 (73-for-240) in 62 games to open the season with Carolina, before a move to Mississippi on 6/25...Compiled a .316 (31-for-98) average on the season against left-handed pitching, while hitting righties at a .239 (77-for-322) clip...Strung together a 12-game hitting streak from 6/2-12, collecting 21 hits in 49 at-bats (.429), with 10 runs, five doubles and four RBI...Had a career-high four hits twice, doing so both times against Frederick, first on 5/3 (4-for-5, 2 R, 2B), before also turning the trick on 6/16 (4-for-5, 4 R, HR, RBI)...**2014:** Progressed through three levels of Atlanta's system after being a 22nd-round draft selection, combining to hit .321 (81-for-252) over 62 games between Danville (R), Rome (A) and Lynchburg (High-A)...Became the first member of Atlanta's 2014 draft class to reach High-A Lynchburg after advancing from Rome on 8/21...Tallied a 25-game hitting streak between Danville and Rome from 6/26-7/27, hitting .388 (40-for-103) over the streaks duration...Tallied base knocks in 29 of his first 30 professional games, and in 52-of-62 games on the season...Ended the year in the Top 10 among all Braves farmhands in average (4th, .321), slugging percentage (4th, .464), OPS (5th, .822), and on-base percentage (10th, .358)...Drafted by the Braves in the 22nd round after being named 2014 Mid-American Conference Player of the Year at Ball State.

Year	Club	AVG	G	AB	R	H	2B	3B	HR	RBI	SH	SF	HP	BB	SO	SB	CS	E
2014	Danville	.412	16	68	17	28	9	1	0	9	0	1	1	2	9	3	0	0
	Rome	.275	35	142	23	39	4	3	3	24	3	0	1	7	27	11	0	0
	Lynchburg	.333	11	42	3	14	4	1	0	6	1	0	3	1	9	4	2	0
2015	Carolina	.304	62	240	37	73	12	1	5	22	2	1	2	8	41	10	6	1
	Mississippi	.194	58	180	19	35	5	3	1	19	4	1	1	8	36	5	5	3
2016	Carolina	.269	14	52	5	14	3	1	1	7	2	0	0	2	11	1	0	0
	Mississippi	.304	11	23	2	7	2	1	0	3	1	0	0	1	7	1	0	0
	GCL Braves	.250	6	20	2	5	1	0	1	3	0	0	0	2	5	0	0	0
Minor Totals		.280	213	767	108	215	40	11	11	93	13	3	8	31	145	35	13	4

**GOHARA, LUIZ** LEFT-HANDED PITCHER**Bats:** L**Throws:** L**Height:** 6-3**Weight:** 210**Born:** 7/31/96 in Tupa, Brazil**Resides:** Tupa, Brazil**Obtained:** Acquired by the Braves along with LHP Thomas Burrows from the Seattle Mariners in exchange for OF Mallex Smith and RHP Shae Simmons on January 11, 2017.**Signed By:** Emilio Carrasquel and Hide Sueyoshi (Mariners)**Braves 2017 Prospect Ranking:** No. 11 (MLB.com).**Mariners 2017 Prospect Ranking:** No. 3 (*Baseball America*).

**2016 Review:** Made 13 starts between Low-A Everett and Single-A Clinton, combining to go 7-2 with a 1.81 ERA (14 ER/69.2 IP) and 81 strikeouts between the two clubs...Did not allow more than three earned runs in any of his 13 starts, including nine starts in which he allowed one earned run or fewer...Limited opponents to a .224 (57-for-255) average against him, holding righties (.222) and lefties (.227) to similar marks...Made three starts for Everett to open the season before transferring to Clinton on 6/30...Placed on Clinton's disabled list on 8/8 before being reinstated on 8/21...Fanned a career-high 10 batters on 7/28 vs. Wisconsin, allowing four hits and one run over 6.0 innings...Made nine relief appearances for Peoria in the Arizona Fall League following the season, going 1-0 with a 3.86 ERA (5 ER/11.2 IP) and 19 strikeouts...Acquired by Atlanta from Seattle along with LHP Thomas Burrows on 1/11/17...**2015:** Split the season between Clinton and Everett (A)...Led the Northwest League in losses (7), but also ranked among league leaders in walks (T1st, 32), games started (T4th, 14), strikeouts (5th, 62) and total batters faced (13th, 358)...Named to the Northwest League All-Star team and recorded the win for the Northwest League team (1 H, 2 SO, 2.1 IP)...Averaged 10.39 strikeouts per 9.0 innings (62 SO, 53.2 IP)...Recorded his first win of the season and struck out a season-high nine batters in 6.0 innings on 6/18 vs. Eugene...Named the Mariners No. 6 prospect by *Baseball America* heading into the 2016 season...**2014:** Began the season with the AZL Mariners, making two starts...Recorded his only win of the season and struck out a season-high nine batters on 6/21 vs. AZL White Sox...Assigned to Everett on 7/1 and made 11 starts...Named by *Baseball America* as the Mariners No. 8 prospect at the conclusion of the season...**2013:** Made six starts with Pulaski...Made his professional debut on 6/21 at Burlington (4.0 IP, 6 H, 2 R, 1 ER, 0 BB, 5 SO)...Was the second-youngest player in the Mariners farm system and the youngest player in the Appalachian League...Participated in the Mariners Instructional League...**2012:** Participated in the Mariners Instructional League.

Year	Club	W-L	ERA	G	GS	CG	SHO	SV	IP	H	R	ER	HR	HB	BB	SO	WP	BK
2013	Pulaski	1-2	4.15	6	6	0	0	0	21.2	22	14	10	1	2	9	27	3	0
2014	AZL Mariners	1-1	2.19	2	2	0	0	0	12.1	11	4	3	0	0	2	16	2	0
	Everett	0-6	8.20	11	11	0	0	0	37.1	46	43	34	6	5	24	37	9	0
2015	Clinton	0-1	1.86	2	2	0	0	0	9.2	10	2	2	0	0	6	5	1	1
	Everett	3-7	6.20	14	14	0	0	0	53.2	67	45	37	4	4	32	62	7	0
2016	Everett	2-0	1.76	3	3	0	0	0	15.1	13	5	3	1	0	3	21	1	0
	Clinton	5-2	1.82	10	10	0	0	0	54.1	44	12	11	1	0	20	60	4	0
<b>Minor Totals</b>		<b>12-19</b>	<b>4.40</b>	<b>48</b>	<b>48</b>	<b>0</b>	<b>0</b>	<b>0</b>	<b>204.1</b>	<b>213</b>	<b>125</b>	<b>100</b>	<b>13</b>	<b>11</b>	<b>96</b>	<b>228</b>	<b>27</b>	<b>1</b>

**GONZALEZ, MATT** INFILDER**Bats:** R**Throws:** R**Height:** 5-11**Weight:** 195**Born:** 11/30/93 in Fort Lauderdale, FL**Resides:****School:** Georgia Institute of Technology**Obtained:** Selected by the Braves in the sixth round (169th overall) of the 2016 First-Year Player Draft.**Signed By:** Dustin Evans

**2016 Review:** Taken by the Braves in the sixth round of the First-Year Player Draft and assigned to rookie-level Danville, where he batted .302 (60-for-199) with 11 extra-base hits, 23 runs and 19 RBI in 51 games...His .302 batting average was the third-best mark by a Braves farmhand (min. 200 at-bats)...Finished second on Danville's club in hits (60) and tied for third in RBI (19), while seven stolen bases paced the team...Batted .327 (53-for-162) against right-handed pitching, but hit just .189 (7-for-37) against lefties...Went a perfect 4-for-4 on 8/10 vs. Bristol...Led Georgia Tech with a .378 average, 93 hits and 10 steals during his senior season, and poked a career-best 11 home runs...Graduated from Georgia Tech with 302 career hits, third most in school history.

Year	Club	AVG	G	AB	R	H	2B	3B	HR	RBI	SH	SF	HP	BB	SO	SB	CS	E
2016	Danville	.302	51	199	23	60	5	4	2	19	3	1	2	6	39	7	3	13

**GRAHAM, JOSH** RIGHT-HANDED PITCHER**Bats:** R**Throws:** R**Height:** 6-1**Weight:** 220**Born:** 10/14/93 in Roseburg, OR**Resides:** Roseburg, OR**School:** University of Oregon**Obtained:** Selected by the Braves in the fourth round (120th overall) of the 2015 First-Year Player Draft.**Signed By:** Brett Evert

**2016 Review:** Played his first full professional season with Single-A Rome, where he went 1-2 with a 3.40 ERA (16 ER/42.1 IP) and six saves over 35 appearances...Finished the season in the Top 10 among Atlanta farmhands in saves (T8th, 6) and strikeout-walk ratio (10th, 4.17)...Went 1-0 with a 2.42 ERA (6 ER/22.1 IP) in his first 16 appearances on the season before posting an 0-2 record and a 4.50 ERA (10 ER/20.0 IP) over his final 19 games...Tossed 2.0 scoreless innings over two outings in the postseason to help Rome claim the South Atlantic League Championship...Allowed one earned run or fewer in 26 outings on the season, including 23 scoreless appearances...Allowed opponents to bat just .217 (35-for-161) on the season, including a .206 (13-for-63) mark by lefties...Earned his first professional save on 5/23 at Hickory after 1.0 scoreless inning of relief...**2015:** Entered 2016 with the "Best Changeup" among all Atlanta farmhands and as the "Closest to the Majors" out of the Braves 2015 draft class, as determined by *Baseball America*...Made his professional debut with six appearances (5 starts) for rookie-level Danville, pitching to a 1-1 record with a 2.60 ERA (5 ER/17.1 IP) and fanning 21...Earned the win in his professional debut, tossing 2.0 innings of relief and allowing one unearned run...Went a season-high 5.0 innings in his penultimate start of the season, yielding one run and seven hits while fanning a career-best six batters on 7/16 vs. Elizabethton.

Year	Club	W-L	ERA	G	GS	CG	SHO	SV	IP	H	R	ER	HR	HB	BB	SO	WP	BK
2015	Danville	1-1	2.60	6	5	0	0	0	17.1	17	6	5	0	1	3	21	1	0
2016	Rome	1-2	3.40	35	0	0	0	6	42.1	35	20	16	4	4	12	50	11	0
<b>Minor Totals</b>		<b>2-3</b>	<b>3.17</b>	<b>41</b>	<b>5</b>	<b>0</b>	<b>0</b>	<b>6</b>	<b>59.2</b>	<b>52</b>	<b>26</b>	<b>21</b>	<b>4</b>	<b>5</b>	<b>15</b>	<b>71</b>	<b>12</b>	<b>0</b>

### GRULLON, YEUDI INFIELDER

**Bats:** S **Throws:** R **Height:** 6-1 **Weight:** 170  
**Born:** 7/18/94 in San Francisco de Macoris, DR **Resides:** San Francisco de Macoris, DR  
**Obtained:** Signed by the Braves as a non-drafted free agent on March 5, 2013.  
**Signed By:** Matias Laureano

**2016 Review:** Played his full campaign with Single-A Rome and hit .219 (35-for-160) with three extra-base hits and a career-best 14 RBI...Committed just two errors in 437.0 defensive innings, including 100.0+ innings at three different positions (SS - 208.0, 2B - 119.0, 3B - 106.0)...**2015:** Played his first full season with rookie-level Danville and batted .207 (29-for-140)...Slugged his first professional homer on 7/11 at Burlington, and tacked on the first triple of his career two games later on 7/18 vs. Bristol...**2014:** Started the season with the GCL Braves before a move to rookie-level Danville on 6/29, combining to hit .242 (22-for-91) between the two clubs.

Year	Club	AVG	G	AB	R	H	2B	3B	HR	RBI	SH	SF	HP	BB	SO	SB	CS	E
2013	DSL Braves	.269	51	167	25	45	4	0	0	9	5	0	3	29	21	5	10	11
2014	GCL Braves	.250	5	8	1	2	0	0	0	2	1	0	0	2	0	0	0	0
	Danville	.241	30	83	8	20	0	0	0	3	2	0	0	11	19	1	2	6
2015	Danville	.207	44	140	16	29	1	1	1	8	11	1	0	13	23	1	0	9
2016	Rome	.219	56	160	12	35	2	1	0	14	2	2	0	16	31	1	5	2
<b>Minor Totals</b>		<b>.235</b>	<b>186</b>	<b>558</b>	<b>62</b>	<b>131</b>	<b>7</b>	<b>2</b>	<b>1</b>	<b>36</b>	<b>21</b>	<b>3</b>	<b>3</b>	<b>71</b>	<b>94</b>	<b>8</b>	<b>17</b>	<b>28</b>

### GUARDADO, ANTHONY RIGHT-HANDED PITCHER

**Bats:** R **Throws:** R **Height:** 6-1 **Weight:** 185  
**Born:** 11/14/97 in West Covina, CA **Resides:** La Puente, CA  
**School:** Nogales (CA) HS  
**Obtained:** Selected by the Braves in the third round (89th overall) of the 2015 First-Year Player Draft.  
**Signed By:** Dan Cox

**2016 Review:** Appeared in eight games for the GCL Braves and allowed just one run over 7.2 innings of work (1.17 ERA)...Yielded five hits and six walks while fanning five...Took his first professional decision with a loss on 8/3 at GCL Phillies (0.1 IP, 2 H, 1 R, 1 BB)...**2015:** Made one appearance with the GCL Braves after being selected by Atlanta in the third round of the 2015 June free agent draft...Allowed one hit and two walks in 1.0 scoreless inning on 7/3 at the GCL Pirates...Pitched in six games (5 starts) for Nogales High School during his senior season, going 1-3 with a 1.05 ERA (5 ER/33.1 IP) and tossing one complete game...Fanned 55 batters and walked just 11, allowing 14 hits in 113 opponents' at-bats (.124 average).

Year	Club	W-L	ERA	G	GS	CG	SHO	SV	IP	H	R	ER	HR	HB	BB	SO	WP	BK
2015	GCL Braves	0-0	0.00	1	0	0	0	0	1.0	1	0	0	0	0	2	0	0	0
2016	GCL Braves	0-1	1.17	8	0	0	0	0	7.2	5	1	1	0	1	6	5	2	0
<b>Minor Totals</b>		<b>0-1</b>	<b>1.04</b>	<b>9</b>	<b>0</b>	<b>0</b>	<b>0</b>	<b>0</b>	<b>8.2</b>	<b>6</b>	<b>1</b>	<b>1</b>	<b>0</b>	<b>1</b>	<b>8</b>	<b>5</b>	<b>2</b>	<b>0</b>

### GUITIAN, ENMANUEL CATCHER

**Bats:** R **Throws:** R **Height:** 5-11 **Weight:** 165  
**Born:** 9/14/98 in Valencia, Venezuela **Resides:** San Diego, Venezuela  
**Obtained:** Signed by the Braves as a non-drafted free agent on June 14, 2016.  
**Signed By:** Rolando Petit

MINOR LEAGUE PLAYERS

Year	Club	AVG	G	AB	R	H	2B	3B	HR	RBI	SH	SF	HP	BB	SO	SB	CS	E
2016	DSL Braves	.167	2	6	1	1	0	0	0	0	1	0	0	1	2	0	0	1

**GUTIERREZ, ABRAHAN** CATCHER

**Bats:** R                      **Throws:** R                      **Height:** 6-2                      **Weight:** 215  
**Born:** 10/31/99 in Caracas, Venezuela                      **Resides:** Charallave, Venezuela  
**Obtained:** Signed by the Braves as a non-drafted free agent on July 2, 2016.  
**Signed By:** Rolando Petit

**Braves 2017 Prospect Ranking:** No. 26 (*Baseball America*).

**Amateur:** Named by *Baseball America* as the 15th-best international prospect at the time of his signing.

Year	Club	AVG	G	AB	R	H	2B	3B	HR	RBI	SH	SF	HP	BB	SO	SB	CS	E
2017 Will Be First Professional Season																		

**HARPER, REED** INFILDER

**Bats:** R                      **Throws:** R                      **Height:** 6-2                      **Weight:** 200  
**Born:** 12/21/1990 in Nashville, TN                      **Resides:** Clarksville, TN  
**School:** Austin Peay State University (TN)  
**Obtained:** Selected by the Braves in the 25th round of the 2013 First-Year Player Draft.  
**Signed By:** Terry Tripp

**2016 Review:** Appeared in 82 games between High-A Carolina and Double-A Mississippi, combining to hit .219 (62-for-283) with 25 runs and 35 RBI in 82 games...Forty-one of his 62 hits came away from home as he batted .270 (41-for-152) on the road, compared to a .160 (21-for-131) mark in 40 games at home...Logged four hits and five RBI in his first two games of the season, going 4-for-11 with a walk and three runs from 4/10-12...**2015:** Split the season between Single-A Rome and High-A Carolina, combining to bat .223 (59-for-265) with 32 runs and 23 RBI in 93 games between the two stops...Established new career bests in games (93), at-bats (265), runs (32), hits (59) and RBI (23)...Ended the season with the first four-hit game of his career, going 4-for-5 with a double and two runs on 9/7 at Lynchburg...Connected on his only home run of the season 8/16 at Frederick, ending the night 1-for-4...**2014:** Began the year with Single-A Rome, playing in six games before being placed on the disabled list on 4/15...Returned to Rome on 7/2 after a three-game rehabilitation stint with the GCL Braves...**2013:** Taken by the Braves in the 25th round (763rd overall) of the 2013 draft...Garnered the GCL Braves Player of the Month honors for August after hitting .300 (27-for-90) in 25 games, knocking six doubles and a triple while driving in five runs.

Year	Club	AVG	G	AB	R	H	2B	3B	HR	RBI	SH	SF	HP	BB	SO	SB	CS	E
2013	GCL Braves	.296	54	189	26	56	13	1	1	16	1	1	5	22	18	4	3	10
2014	Rome	.193	48	166	18	32	5	0	0	7	2	1	1	17	19	2	0	7
	GCL Braves	.333	3	9	3	3	0	0	0	0	0	0	1	1	1	0	1	1
2015	Rome	.258	11	31	2	8	1	0	0	2	0	0	0	2	6	0	0	3
	Carolina	.218	82	234	30	51	9	0	1	21	10	5	2	20	30	1	0	5
2016	Carolina	.218	76	266	25	58	12	1	1	33	5	5	0	21	45	0	2	16
	Mississippi	.235	6	17	0	4	0	0	0	2	0	0	0	1	4	0	0	2
Minor Totals		.232	280	912	104	212	40	2	3	81	18	12	9	84	123	7	6	44

**HARRINGTON, DREW** LEFT-HANDED PITCHER

**Bats:** R                      **Throws:** L                      **Height:** 6-2                      **Weight:** 225  
**Born:** 3/30/95 in Princeton, KY                      **Resides:** Mt. Juliet, TN  
**School:** University of Louisville (KY)  
**Obtained:** Selected by the Braves in the third round (80th overall) of the 2016 First-Year Player Draft.  
**Signed By:** Rick Sellers

**Braves 2017 Prospect Ranking:** No. 24 (*Baseball America*); No. 26 (MLB.com).

**2016 Review:** Appeared in nine games with Danville after being a third-round selection in the First-Year Player Draft, and went 1-0 with a 2.45 ERA (4 ER/14.2 IP) and 15 strikeouts...Allowed just one hit with runners in scoring position on the season, holding batters to a .059 (1-for-17) average in such situations...Earned his first professional win in his penultimate appearance, tossing 1.0 scoreless inning on 8/18 vs. Greenville...Named ACC Pitcher of the Year and earned a pair of first-team All-America honors after going 12-2 with a 1.95 ERA and 92 strikeouts in 17 starts at Louisville.

Year	Club	W-L	ERA	G	GS	CG	SHO	SV	IP	H	R	ER	HR	HB	BB	SO	WP	BK
2016	Danville	1-0	2.45	9	1	0	0	0	14.2	14	4	4	1	1	5	15	0	0



**HEARN, MATT** *OUTFIELDER***Bats:** L**Throws:** R**Height:** 5-9**Weight:** 170**Born:** 2/29/96 in San Jose, CA**Resides:** Campbell, CA**School:** Mission College (CA)**Obtained:** Selected by the Braves in the 24th round of the 2016 First-Year Player Draft.**Signed By:** Jim Blueberg

Year	Club	AVG	G	AB	R	H	2B	3B	HR	RBI	SH	SF	HP	BB	SO	SB	CS	E
2016	Danville	.228	34	92	9	21	0	0	0	3	3	0	0	7	24	1	4	3

**HELLINGER, JARET** *LEFT-HANDED PITCHER***Bats:** R**Throws:** L**Height:** 6-4**Weight:** 170**Born:** 11/18/96 in Stockbridge, GA**Resides:** McDonough, GA**School:** Ola (GA) HS**Obtained:** Selected by the Braves in the 20th round of the 2015 First-Year Player Draft.**Signed By:** Justin Clark

**2016 Review:** Played his first full professional season with rookie-level Danville and made a team-high 13 starts, going 2-4 with a 4.50 ERA (31 ER/62.0 IP) and 47 strikeouts...Paced the D-Braves staff in starts (13), innings (62.0) and strikeouts (47)...Dropped each of his first three decisions, going 0-3 with a 6.52 ERA (14 ER/19.1 IP) over his first five starts, before posting a 2-1 record and a 3.59 ERA (17 ER/42.2 IP) over his final eight turns...Yielded five runs over 3.2 innings in his final start of the year, but pitched to a 2.77 ERA (12 ER/39.0 IP) over a seven-start stretch from 7/20-8/23. **2015:** Opened his career with the GCL Braves after being selected by Atlanta with the 600th pick of the 2015 June free agent draft...Entered the draft tabbed by *Baseball America* as the 389th-rated prospect...Tallied 1-1 records as both a starter and reliever, pitching to a 3.38 ERA (9 ER/24.0 IP) in six starts and a 2.61 ERA (3 ER/10.1 IP) in four relief appearances.

Year	Club	W-L	ERA	G	GS	CG	SHO	SV	IP	H	R	ER	HR	HB	BB	SO	WP	BK
2015	GCL Braves	2-2	3.15	10	6	0	0	0	34.1	34	19	12	1	2	14	33	9	0
2016	Danville	2-4	4.50	13	13	0	0	0	62.0	63	39	31	3	6	28	47	11	0
Minor Totals		4-6	4.02	23	19	0	0	0	96.1	97	58	43	4	8	42	80	20	0

**HERBERT, LUCAS** *CATCHER***Bats:** R**Throws:** R**Height:** 6-0**Weight:** 195**Born:** 11/28/96 in Danbury, CT**Resides:** Kissimmee, FL**School:** San Clemente (CA) HS**Obtained:** Selected by the Braves in the second round (54th overall) of the 2015 First-Year Player Draft.**Signed By:** Dan Cox**Braves 2017 Prospect Ranking:** No. 30 (MLB.com); No. 30 (*Baseball America*).

**2016 Review:** Spent his first full season with Single-A Rome and batted .185 (62-for-335) with 18 extra-base hits and 30 RBI in 96 games...Tallied 557.2 innings behind the plate for Rome, and caught 35-of-104 would-be basestealers (34%)...Drove in a career-best four runs on 7/20 vs. Lexington, going 1-for-3 with a three-run home run and a sacrifice fly...Posted a season-best three hits on 8/28 vs. Augusta, going 3-for-4 with a run and an RBI...**2015:** Enters 2016 named by *Baseball America* as Atlanta's No. 20 prospect, and as the "Best Defensive Catcher" in the farm system...*Baseball America* also named him the "Best Defensive Player" in Atlanta's 2015 draft class...Opened his career with the GCL Braves after being selected with the 54th overall pick in the 2015 June free agent draft...Appeared in three games before missing the remainder of the season with a knee injury, batting .500 (2-for-4) with one home run...Poked a home run in his second professional game, going 1-for-2 on 6/24 at the GCL Tigers...Threw out the only runner who attempted to steal against him...High school battery mates with Atlanta's first selection in the 2015 draft, LHP Kolby Allard...Batted .338 (98-for-290) in 91 games over his high school career, including a .417 (50-for-120) average with 15 doubles, two triples and eight home runs during his senior season to help guide San Clemente to the 2015 National High School Invitational Championship...Tabbed by *Baseball America* as the 52nd-best prospect entering the 2015 draft, and the third-rated catcher available.

Year	Club	AVG	G	AB	R	H	2B	3B	HR	RBI	SH	SF	HP	BB	SO	SB	CS	E
2015	GCL Braves	.500	3	4	1	2	0	0	1	1	0	0	1	0	1	0	0	0
2016	Rome	.185	96	335	29	62	11	1	6	30	4	5	5	18	96	2	4	7
Minor Totals		.189	99	339	30	64	11	1	7	31	4	5	6	18	97	2	4	7

**HEREDIA, JESUS** *RIGHT-HANDED PITCHER***Bats:** R**Throws:** R**Height:** 6-2**Weight:** 175**Born:** 1/21/95 in Cotui, DR**Resides:** Cotui, DR**Obtained:** Signed by the Braves as a non-drafted free agent on July 7, 2011.**Signed By:** Matias Laureano

# MINOR LEAGUE PLAYERS

Year	Club	AVG	G	AB	R	H	2B	3B	HR	RBI	SH	SF	HP	BB	SO	SB	CS	E
2012	DSL Braves	.036	32	28	3	1	0	0	0	0	0	0	0	2	11	2	1	3
Year	Club	W-L	ERA	G	GS	CG	SHO	SV	IP	H	R	ER	HR	HB	BB	SO	WP	BK
2013	DSL Braves	1-5	7.85	15	6	0	0	0	28.2	28	27	25	1	4	26	21	6	0
2014	DSL Braves	3-2	1.60	18	0	0	0	1	39.1	21	7	7	1	5	14	22	4	0
2015	DSL Braves	1-1	3.34	14	6	0	0	0	29.2	24	15	11	2	2	16	23	4	0
	GCL Braves	0-0	2.84	6	0	0	0	1	12.2	10	4	3	0	3	8	11	3	0
2016	GCL Braves	1-3	3.77	12	3	0	0	0	31.0	19	15	13	4	1	20	29	3	0
Minor Totals		6-11	3.76	65	15	0	0	2	141.1	102	68	59	8	15	84	106	20	0

## **HERNANDEZ, SERVANDO** RIGHT-HANDED PITCHER

**Bats:** R **Throws:** R **Height:** 6-3 **Weight:** 210  
**Born:** 11/25/96 in Cumana, Venezuela **Resides:** Cumana, Venezuela  
**Obtained:** Signed by the Braves as a non-drafted free agent on September 19, 2015.  
**Signed By:** Rolando Petit

Year	Club	W-L	ERA	G	GS	CG	SHO	SV	IP	H	R	ER	HR	HB	BB	SO	WP	BK
2016	DSL Braves	0-3	5.76	15	15	0	0	0	29.2	35	24	19	0	1	18	19	1	1

## **HODGSON, ALGER** RIGHT-HANDED PITCHER

**Bats:** R **Throws:** R **Height:** 6-2 **Weight:** 190  
**Born:** 4/10/99 in Bluefields, Nicaragua **Resides:** Laguna de Perlas, Nicaragua  
**Obtained:** Signed by the Braves as a non-drafted free agent on January 12, 2016.  
**Signed By:** Marvin Throneberry

Year	Club	W-L	ERA	G	GS	CG	SHO	SV	IP	H	R	ER	HR	HB	BB	SO	WP	BK
2016																		

Did Not Pitch - Suspended

## **HOEKSTRA, KURT** INFIELDER

**Bats:** L **Throws:** R **Height:** 6-3 **Weight:** 200  
**Born:** 6/27/93 in Grand Rapids, MI **Resides:** Kentwood, MI  
**School:** Western Michigan University  
**Obtained:** Selected by the Braves in the 21st round of the 2015 First-Year Player Draft.  
**Signed By:** Rick Sellers

**2016 Review:** Placed on Single-A Rome's 7-day disabled list on 4/7 (right groin strain) and missed the entire season, save for a four-game rehab appearance with the GCL Braves, 8/18-9/7...**2015:** Opened his career at rookie-level Danville, where he stroked 12 extra-base hits with 23 runs and 18 RBI in 48 games...Swiped eight bases without getting caught, tied for the most stolen base attempts without being thrown out by a Braves farmhand... Closed the season batting .310 (22-for-71) with 10 RBI over his final 19 games...Prior to being drafted, was named as Western Michigan's team MVP after leading the club in batting average (.322), at-bats (214), runs (39), hits (69), triples (3), total bases (105), slugging percentage (.491) and multi-hit games (23) during his junior campaign.

Year	Club	AVG	G	AB	R	H	2B	3B	HR	RBI	SH	SF	HP	BB	SO	SB	CS	E
2015	Danville	.257	48	167	23	43	5	5	2	18	1	2	4	19	36	8	0	17
2016	GCL Braves	.091	4	11	2	1	1	0	0	1	0	0	1	1	3	0	0	1
Minor Totals		.247	52	178	25	44	6	5	2	19	1	2	5	20	39	8	0	18

## **HOWELL, GABE** INFIELDER

**Bats:** R **Throws:** R **Height:** 6-2 **Weight:** 195  
**Born:** 3/12/98 in Fort Oglethorpe, FL **Resides:** Summerville, GA  
**School:** Trion (GA) HS  
**Obtained:** Selected by the Braves in the 20th round of the 2016 First-Year Player Draft.  
**Signed By:** Dustin Evans

Year	Club	AVG	G	AB	R	H	2B	3B	HR	RBI	SH	SF	HP	BB	SO	SB	CS	E
2016	GCL Braves	.150	7	20	4	3	0	0	0	0	0	0	2	2	11	1	0	0

## **HYAMS, LEVI** INFIELDER

**Bats:** L **Throws:** R **Height:** 6-2 **Weight:** 210  
**Born:** 10/6/89 in Jacksonville, NC **Resides:** Dawsonville, GA  
**School:** University of Georgia  
**Obtained:** Selected by the Braves in the 19th round of the 2012 First-Year Player Draft.  
**Signed By:** Brian Bridges

**2016 Review:** Made three stints with Double-A Mississippi and two with Triple-A Gwinnett on the season, combining to bat .227 (55-for-242) in 91 games between the two clubs...Appeared in four games for Gwinnett from 4/29-5/11 before a five-game stint with the club from 6/30-7/9...Batted .251 (53-for-211) with all 18 of his extra-base hits against right-handed pitching, but hit just .065 (2-for-31) with a pair of singles against lefties...Tied his career high with five home runs for the third time, and poked four of his five homers within a 14-game span from 5/19-6/9...**2015:** Reached Double-A for the first time in his career after splitting the season between Carolina (High-A) and Mississippi (AA)...Combined to bat .257 (84-for-327) between the two clubs, stroking 23 extra-base hits with 37 runs and 27 RBI in 106 games...Poked a career high-tying five home runs, his most since his rookie campaign in 2012...After batting a combined .222 (34-for-153) in April, May and June, he responded with a .287 (50-for-174) average over the season's final three months...Ended the year on season-long eight-game hitting streak, going 13-for-31 (.419) with four runs, one double, one triple, one home run and five RBI from 8/27-9/6...**2014:** Opened the season with three consecutive multi-hit games as part of a seven-game hitting streak, on his way to a .286 average (18-for-63) for the month of April...Stroked his only two homers of the season on back-to-back nights on 4/9 and 4/10, going 2-for-7 with five RBI between the two games...Fell a homer short of the cycle on 5/20, going 3-for-3 with a season-high four RBI...**2013:** Split time between Single-A Rome and High-A Lynchburg, combining to hit .257 (97-for-377) with 24 doubles, four triples, three home runs and 39 RBI...Was hitting at a .317 clip with Rome before transitioning to Lynchburg on 6/21...Compiled a .282 (53-for-188) average on the road, compared to just a .233 (44-for-189) mark at home...**2012:** Selected by Atlanta in the 19th round with the 599th overall pick and appeared in 45 games with rookie-level Danville...Five home runs were good for a tie for second on the club...Thirty-three runs also placed him second on the squad...Ended the season hitting .325 in 22 August games, tallying six doubles, 11 RBI, 14 walks and 14 strikeouts.

Year	Club	AVG	G	AB	R	H	2B	3B	HR	RBI	SH	SF	HP	BB	SO	SB	CS	E
2012	Danville	.254	45	177	33	45	10	0	5	28	2	3	0	20	38	7	3	5
2013	Rome	.317	52	199	40	63	9	3	1	26	0	4	3	19	31	12	7	5
	Lynchburg	.191	53	178	17	34	15	1	2	13	2	1	2	25	45	4	5	7
2014	Lynchburg	.238	108	370	50	88	21	6	2	41	0	6	3	48	82	2	2	7
2015	Carolina	.221	34	104	12	23	4	1	2	8	3	1	1	11	19	3	0	5
	Mississippi	.274	72	223	25	61	9	4	3	19	3	0	0	36	56	3	2	7
2016	Mississippi	.237	82	219	20	52	10	2	5	26	3	2	1	10	60	0	4	9
	Gwinnett	.130	9	23	0	3	1	0	0	1	0	0	0	1	7	0	0	2
Minor Totals		.247	455	1493	197	369	79	17	20	162	13	17	10	170	338	31	23	47

## HYSSONG, TAYLOR LEFT-HANDED PITCHER

**Bats:** L **Throws:** L **Height:** 6-3 **Weight:** 205  
**Born:** 1/4/94 in Frederick, MD **Resides:** Frederick, MD  
**School:** University of North Carolina - Wilmington  
**Obtained:** Selected by the Braves in the eighth round (229th overall) of the 2016 First-Year Player Draft.  
**Signed By:** Billy Best

**2016 Review:** Taken by Atlanta in the eighth round of the First-Year Player Draft and assigned to rookie-level Danville, where he pitched to a 1.56 ERA (3 ER/17.1 IP) and converted his only save opportunity...Allowed a pair of runs over 1.1 innings in his final outing of the season, but opened his professional career with a 0.56 ERA over his first 10 games...Earned his only save by striking out the only two batters he faced on 7/19 vs. Pulaski, a 10-8 Danville win.

Year	Club	W-L	ERA	G	GS	CG	SHO	SV	IP	H	R	ER	HR	HB	BB	SO	WP	BK
2016	Danville	0-0	1.56	11	0	0	0	1	17.1	17	6	3	0	1	7	14	0	0

## IRIARTE, ROY RIGHT-HANDED PITCHER

**Bats:** R **Throws:** R **Height:** 6-2 **Weight:** 170  
**Born:** 2/13/97 in Caruao, Venezuela **Resides:** Todasana, Venezuela  
**Obtained:** Signed by the Braves as a non-drafted free agent on September 11, 2014.  
**Signed By:** Rolando Petit

Year	Club	W-L	ERA	G	GS	CG	SHO	SV	IP	H	R	ER	HR	HB	BB	SO	WP	BK
2015	DSL Braves	3-3	4.43	23	4	0	0	1	40.2	39	26	20	2	5	24	23	1	0
2016									Did Not Pitch									
Minor Totals		3-3	4.43	23	4	0	0	1	40.2	39	26	20	2	5	24	23	1	0

## ISEA, EMMANUEL OUTFIELDER

**Bats:** R **Throws:** R **Height:** 6-0 **Weight:** 180  
**Born:** 12/2/98 in Maracaibo, Venezuela **Resides:** Maracaibo, Venezuela  
**Obtained:** Signed by the Braves as a non-drafted free agent on June 14, 2016.  
**Signed By:** Rolando Petit

MINOR LEAGUE PLAYERS

Year	Club	AVG	G	AB	R	H	2B	3B	HR	RBI	SH	SF	HP	BB	SO	SB	CS	E
2016	DSL Braves	.125	9	24	2	3	2	0	0	2	1	0	2	2	6	1	0	0

JACKSON, ALEX    **OUTFIELDER**

**Bats:** R                      **Throws:** R                      **Height:** 6-2                      **Weight:** 215  
**Born:** 12/25/95 in San Diego, CA                      **Resides:** Escondido, CA

**School:** Rancho Bernardo (CA) HS

**Obtained:** Acquired by the Braves along with a player to be named later (LHP Tyler Pike, 12/9/16) from the Seattle Mariners in exchange for RHP Rob Whalen and RHP Max Povse on November 28, 2016.

**Signed By:** Gary Patchett (Mariners)

**Braves 2017 Prospect Ranking:** No. 24 (MLB.com); No. 29 (*Baseball America*).

**2016 Review:** Played the full season with Single-A Clinton, where he established career highs in games (92), runs (43), hits (81), doubles (20), home runs (11), RBI (55) and walks (34)...Eleven home runs paced Clinton, while his 55 RBI were third most and 20 doubles tied for fourth...Batted just .209 (24-for-115) over 30 games in the season's first "half," before hitting .261 (57-for-218) with 21 extra-base hits and a .357 OBP after the All-Star break...Compiled a .287/.371/.497 line in 48 games on the road, but hit just .191 over 44 games in his home park...Poked four hits in eight at-bats with the bases loaded, driving in seven...Batted .296 (47-for-159) over a 42-game stretch from 6/5-7/25, slugging .472 and reaching base at a .374 clip...Drove in a career-best four batters on 6/16 at Kane County, going 3-for-5 with a run and one homer...Acquired by the Braves along with a player to be named later (LHP Tyler Pike) from the Mariners in exchange for RHP Rob Whalen and RHP Max Povse on 11/28...**2015:** Named the Mariners No. 1 prospect by *Baseball America* heading into the 2016 season... Split his second professional campaign between Single-A Clinton (4/9-5/18) and Short Season-A Everett, combining to bat .207 (56-for-271) in 76 games between the two clubs...Named by *Baseball America* as the fourth-best prospect in the Northwest League following the season...Finished tied for the Northwest League lead with 12 HBP and tied for fifth with eight home runs...Recorded the first multi-homer game of his career on 8/29 vs. Tri-City (2-for-3, 2 R, 2 HR, 3 RBI)...Hit six of his eight home runs over a 16-game stretch from 8/11-29, slugging .626 during that period...Led the Northwest League with a .600 slugging percentage in August, while finishing second in the league with six home runs...**2014:** Named by MLB.com as the No. 28 overall prospect entering the 2015 season, the second-highest ranking for a player from the 2014 MLB First-Year Player Draft... Also rated by ESPN.com as the 59th overall prospect entering the 2015 season...Began his professional career with the AZL Mariners and batted .280 (23-for-82) in 23 games...Singled in his first career at-bat and produced a multi-hit game (2-for-4, 2 R, 3B, 2 RBI, 1 BB) on 6/26 at AZL Padres...Poked his first career home run on 7/7 vs. the AZL Reds (1-for-4, 2 R, HR, 2 RBI, BB)...Left the game on 7/21 at the AZL Rangers after being hit in the face by a line drive; placed on the disabled list with a small fracture of the maxillary antrum (sinus area)...Named by *Baseball America* as the Mariners top overall prospect and also as the best prospect in the Arizona League in following the season...Selected by Seattle with the sixth overall selection in the 2014 First-Year Player Draft...Was rated by *Baseball America* as the top position player in the 2014 draft class, and the fourth best prospect overall.

Year	Club	AVG	G	AB	R	H	2B	3B	HR	RBI	SH	SF	HP	BB	SO	SB	CS	E
2014	AZL Mariners	.280	23	82	11	23	6	2	2	16	1	2	0	9	24	0	1	1
2015	Clinton	.157	28	108	10	17	6	0	0	13	0	1	6	6	35	1	1	3
	Everett	.239	48	163	31	39	11	1	8	25	0	1	12	21	61	2	4	2
2016	Clinton	.243	92	333	43	81	20	1	11	55	1	2	11	34	103	2	1	2
<b>Minor Totals</b>		<b>.233</b>	<b>191</b>	<b>686</b>	<b>95</b>	<b>160</b>	<b>43</b>	<b>4</b>	<b>21</b>	<b>109</b>	<b>2</b>	<b>6</b>	<b>29</b>	<b>70</b>	<b>223</b>	<b>5</b>	<b>7</b>	<b>8</b>

JAMES, JARED    **OUTFIELDER**

**Bats:** L                      **Throws:** R                      **Height:** 6-1                      **Weight:** 185  
**Born:** 2/22/94 in Sacramento, CA                      **Resides:** Sacramento, CA

**School:** California State Polytechnic University - Pomona

**Obtained:** Selected by the Braves in the 34th round of the 2016 First-Year Player Draft.

**Signed By:** Kevin Martin

**2016 Review:** Split his first professional campaign between rookie-level Danville and Single-A Rome, combining to bat .300 (62-for-207) with 29 runs, 15 extra-base hits and 33 RBI between the two clubs...Ended the season in the Top 10 among Braves farmhands with at least 200 at-bats in on-base percentage (2nd, .379), batting average (4th, .300), OPS (4th, .799) and slugging percentage (T9th, .420)...Batted .395 (32-for-81) in 25 home games, but hit just .238 (30-for-126) in 35 games on the road...Hit .357 (15-for-42) and collected 16 RBI with two outs and runners in scoring position...Went 4-for-4 with three runs, four RBI and a home run in his second game with Rome, 8/7 vs. Columbia.

Year	Club	AVG	G	AB	R	H	2B	3B	HR	RBI	SH	SF	HP	BB	SO	SB	CS	E
2016	Danville	.298	33	121	15	36	5	0	1	17	1	2	4	13	19	6	3	0
	Rome	.302	27	86	14	26	4	2	3	16	1	2	4	8	11	5	1	1
<b>Minor Totals</b>		<b>.300</b>	<b>60</b>	<b>207</b>	<b>29</b>	<b>62</b>	<b>9</b>	<b>2</b>	<b>4</b>	<b>33</b>	<b>2</b>	<b>4</b>	<b>8</b>	<b>21</b>	<b>30</b>	<b>11</b>	<b>4</b>	<b>1</b>

**JAVIER, CIRIACO** *RIGHT-HANDED PITCHER*

**Bats:** R **Throws:** R **Height:** 6-3 **Weight:** 185  
**Born:** 1/1/96 in Santo Domingo Centro, DR **Resides:** Villa Altigracia, DR  
**Obtained:** Signed by the Braves as a non-drafted free agent on August 1, 2015.  
**Signed By:** Matias Laureano

Year	Club	W-L	ERA	G	GS	CG	SHO	SV	IP	H	R	ER	HR	HB	BB	SO	WP	BK
2016	DSL Braves	1-1	4.50	14	3	0	0	0	24.0	19	19	12	1	5	19	20	6	2

**JAVIER, ODALVI** *RIGHT-HANDED PITCHER*

**Bats:** R **Throws:** R **Height:** 6-0 **Weight:** 180  
**Born:** 9/4/96 in Puerto Plata, DR **Resides:** Puerto Plata, DR  
**Obtained:** Signed by the Braves as a non-drafted free agent on December 2, 2014.  
**Signed By:** Matias Laureano

Year	Club	W-L	ERA	G	GS	CG	SHO	SV	IP	H	R	ER	HR	HB	BB	SO	WP	BK
2015	GCL Braves	1-1	2.37	10	1	0	0	0	19.0	22	5	5	2	2	9	18	1	0
2016	GCL Braves	5-1	2.62	12	6	0	0	0	44.2	36	16	13	1	7	12	34	3	0
<b>Minor Totals</b>		<b>6-2</b>	<b>2.54</b>	<b>22</b>	<b>7</b>	<b>0</b>	<b>0</b>	<b>0</b>	<b>63.2</b>	<b>58</b>	<b>21</b>	<b>18</b>	<b>3</b>	<b>9</b>	<b>21</b>	<b>52</b>	<b>4</b>	<b>0</b>

**JEREZ, MIGUEL** *LEFT-HANDED PITCHER*

**Bats:** L **Throws:** L **Height:** 5-11 **Weight:** 180  
**Born:** 10/13/97 in La Vega, DR **Resides:** La Vega, DR  
**Obtained:** Signed by the Braves as a non-drafted free agent on May 11, 2016.  
**Signed By:** Jonathan Cruz

Year	Club	W-L	ERA	G	GS	CG	SHO	SV	IP	H	R	ER	HR	HB	BB	SO	WP	BK
2016	DSL Braves	1-0	1.64	11	0	0	0	1	22.0	21	11	4	2	4	8	23	2	0

**JOHNSON-MULLINS, CHASE** *LEFT-HANDED PITCHER*

**Bats:** L **Throws:** L **Height:** 6-9 **Weight:** 300  
**Born:** 7/19/94 in Ashland, KY **Resides:** Paris, KY  
**School:** Shelton State CC (AL)  
**Obtained:** Selected by the Braves in the 13th round of the 2015 June First-Year Player Draft.  
**Signed By:** Hugh Buchanan

**2016 Review:** Split his first full professional campaign between three levels of the organization, combining to go 2-4 with a 2.77 ERA (17 ER/55.1 IP) between High-A Carolina, the GCL Braves and Single-A Rome...Saved 10 games between the three stops, which was tied for second most among Atlanta farmhands...Made 25 appearances with Carolina to open the season before a one-game stint with the GCL Braves 7/19...Moved to Rome on 7/22 and made 14 appearances with the R-Braves to close his campaign...Did not allow for than three earned runs in a single appearance, and tallied 31 scoreless outings on the season...**2015:** Drafted by Atlanta in the 13th round of the 2015 June free agent draft and assigned to rookie-level Danville, where he went 0-3 with a 2.81 ERA (8 ER/25.2 IP) and a team-best six saves...Six saves were tied for fifth-most in the farm system...Went 0-1 with a 1.59 ERA (2 ER/11.1 IP) and five saves on the road, compared to a 3.77 ERA (6 ER/14.1 IP) and one save in eight games at home...Made 12 appearances (10 starts) during his freshman campaign at Shelton State, going 4-1 with a 2.03 ERA (9 ER/40.0), allowing just 17 hits and striking out 40.

Year	Club	W-L	ERA	G	GS	CG	SHO	SV	IP	H	R	ER	HR	HB	BB	SO	WP	BK
2015	Danville	0-3	2.81	16	0	0	0	6	25.2	26	10	8	0	2	17	21	4	1
2016	Carolina	0-4	3.78	25	0	0	0	8	33.1	28	15	14	0	5	20	31	5	0
	GCL Braves	0-0	0.00	1	0	0	0	0	1.0	0	0	0	0	0	1	0	0	
	Rome	2-0	1.29	14	0	0	0	2	21.0	18	3	3	0	1	6	19	1	0
<b>Minor Totals</b>		<b>2-7</b>	<b>2.78</b>	<b>56</b>	<b>0</b>	<b>0</b>	<b>0</b>	<b>16</b>	<b>81.0</b>	<b>72</b>	<b>28</b>	<b>25</b>	<b>0</b>	<b>8</b>	<b>43</b>	<b>72</b>	<b>10</b>	<b>1</b>

**JONES, GRAYSON** *RIGHT-HANDED PITCHER*

**Bats:** R **Throws:** R **Height:** 6-2 **Weight:** 215  
**Born:** 8/22/94 in Birmingham, AL **Resides:** Birmingham, AL  
**School:** Shelton State CC (AL)  
**Obtained:** Selected by the Braves in the 11th round of the 2015 First-Year Player Draft.  
**Signed By:** Hugh Buchanan

**2016 Review:** Made 40 appearances for Rome in his first full professional season, posting a 2-2 record with a 4.58 ERA (29 ER/57.0 IP) and a pair of saves...Forty appearances tied for Rome's team lead, while his 57.0 innings paced relievers...Pitched to a 10.38 ERA (15 ER/13.0 IP) over his final 10 games of the season, but tallied



a 2.86 ERA (14 ER/44.0 IP) in his first 30 appearances...Tossed 1.0 scoreless frame in his only postseason outing, allowing one hit and fanning one as Rome claimed the South Atlantic League Championship...Limited right-handed batters to a .235 (31-for-132) average, while lefties hit .325 (27-for-83)...**2015:** Opened his professional career with rookie-level Danville, where he appeared in a team-high 19 games and went 4-3 with a 3.03 ERA (11 ER/32.2 IP)...Allowed four runs and three walks in 0.2 innings in his professional debut, and then allowed just seven runs over his next 18 games, pitching to a 1.97 ERA (7 ER/32.0 IP)...Tossed 14.1 scoreless frames to close out the season, allowing just seven hits in eight appearances...Did not allow a home run in 32.2 innings on the season, the most innings on the club without surrendering a homer...Completed his sophomore season at Shelton State CC prior to being drafted and led the team in starts (12), innings (60.0) and strikeouts (50), and tied for the team lead with five wins.

Year	Club	W-L	ERA	G	GS	CG	SHO	SV	IP	H	R	ER	HR	HB	BB	SO	WP	BK
2015	Danville	4-3	3.03	19	0	0	0	2	32.2	21	11	11	0	2	19	27	5	0
2016	Rome	2-2	4.58	40	0	0	0	2	57.0	58	34	29	4	7	34	30	10	1
<b>Minor Totals</b>		<b>6-5</b>	<b>4.01</b>	<b>59</b>	<b>0</b>	<b>0</b>	<b>0</b>	<b>4</b>	<b>89.2</b>	<b>79</b>	<b>45</b>	<b>40</b>	<b>4</b>	<b>9</b>	<b>53</b>	<b>57</b>	<b>15</b>	<b>1</b>

## JOSEPHINA, KEVIN INFILDER

**Bats:** S **Throws:** R **Height:** 6-0 **Weight:** 170  
**Born:** 10/2/96 in Willemstad, Curacao **Resides:** Willemstad, Curacao  
**Obtained:** Signed by the Braves as a non-drafted free agent on July 2, 2013.  
**Signed By:** Dargello Lodowica

**2016 Review:** Split his campaign between rookie-level Danville and Single-A Rome, combining to bat .276 (50-for-181) in a career-high 50 games between the two clubs...Appeared in 13 games with Danville to open his season before moving to Rome on 7/17...Hit in 11 straight games between Danville and Rome from 7/4-7/20, going 15-for-45 with four extra-base hits, six runs and seven RBI.

Year	Club	AVG	G	AB	R	H	2B	3B	HR	RBI	SH	SF	HP	BB	SO	SB	CS	E
2014	DSL Braves	.171	9	35	5	6	1	0	0	4	0	1	2	4	10	1	0	0
2015	GCL Braves	.272	22	81	11	22	1	1	0	3	1	0	0	3	18	2	2	4
2016	Danville	.300	13	50	6	15	3	0	1	8	0	1	1	2	7	0	0	3
	Rome	.267	37	131	14	35	7	1	2	12	1	4	0	0	26	6	2	7
<b>Minor Totals</b>		<b>.263</b>	<b>81</b>	<b>297</b>	<b>36</b>	<b>78</b>	<b>12</b>	<b>2</b>	<b>3</b>	<b>27</b>	<b>2</b>	<b>6</b>	<b>3</b>	<b>9</b>	<b>61</b>	<b>9</b>	<b>4</b>	<b>14</b>

## JUAN, MANUEL OUTFIELDER

**Bats:** L **Throws:** L **Height:** 6-4 **Weight:** 200  
**Born:** 10/24/99 in Boca Chica, DR **Resides:** Santo Domingo, DR  
**Obtained:** Signed by the Braves as a non-drafted free agent on November 30, 2016  
**Signed By:** Jonathan Cruz

Year	Club	AVG	G	AB	R	H	2B	3B	HR	RBI	SH	SF	HP	BB	SO	SB	CS	E
2017 Will Be First Professional Season																		

## JULIAN, DEYVIS RIGHT-HANDED PITCHER

**Bats:** R **Throws:** R **Height:** 6-2 **Weight:** 165  
**Born:** 4/10/96 in La Romana, DR **Resides:** La Romana, DR  
**Obtained:** Signed by the Braves as a non-drafted free agent on July 2, 2014.  
**Signed By:** Matias Laureano

Year	Club	W-L	ERA	G	GS	CG	SHO	SV	IP	H	R	ER	HR	HB	BB	SO	WP	BK
2015	DSL Braves	2-1	3.54	18	2	0	0	1	28.0	35	17	11	0	4	10	20	2	0
2016	DSL Braves	0-8	2.68	17	15	0	0	0	40.1	30	21	12	3	5	14	37	3	0
<b>Minor Totals</b>		<b>2-9</b>	<b>3.03</b>	<b>35</b>	<b>17</b>	<b>0</b>	<b>0</b>	<b>1</b>	<b>68.1</b>	<b>65</b>	<b>38</b>	<b>23</b>	<b>3</b>	<b>9</b>	<b>24</b>	<b>57</b>	<b>5</b>	<b>0</b>

## KAZMAR, SEAN INFILDER

**Bats:** R **Throws:** R **Height:** 5-9 **Weight:** 185  
**Born:** 8/5/84 in Valdosta, GA **Resides:** Goodyear, AZ  
**School:** College of Southern Nevada  
**Obtained:** Signed by the Braves as a minor-league free agent on January 10, 2013.  
**Signed By:** Anup Sinha (Padres)

**2016 Review:** Played his fourth consecutive campaign with Triple-A Gwinnett, batting .263 (86-for-327) with 35 runs, 22 extra-base hits and 37 RBI in 93 games...Named the G-Braves' "Most Competitive Player" for 2016, his third consecutive year winning the award (2014, 2015)...Hit an inside-the-park three-run home run on 7/26 vs. Indianapolis, matching his season high with three RBI...Strung together a pair of nine-game hitting streaks, first from 4/9-4/19 (.278, 2B, 2 HR, 6 R, 9 RBI) and again from 5/18-6/7 (.421, 5 2B, 3B, 8 R, 5 RBI)...Reached base

safely in 21 consecutive IL games from 9/15-4/24/16, batting .310 (22-for-71, 4 2B, 3B, 2 HR, 11 R, 15 RBI) during the run...Collected an IL-leading eight RBI in the playoffs in helping Gwinnett advance to the Governors' Cup Championship Series...On 9/10 vs. Columbus, he matched the Gwinnett playoff record for hits in a game with four (4-for-4, HR, R, 2 RBI), equaling the mark set by Mel Rojas Jr. a night prior on 9/9 vs. Columbus (4-for-5, 2B, 3B, 3 R, 2 RBI)...**2015:** Completed his third season in the Atlanta organization and his third with Triple-A Gwinnett, batting .280 (111-for-397) with 53 runs and 38 RBI in 106 games...Finished the season in the Top 10 among all Braves farmhands in doubles (3rd, 25), triples (T6th, 6), hits (10th, 111) and runs (T10th, 53), and paced Gwinnett in runs and doubles...Established a new career high with six triples, and logged his most games, at-bats, hits, doubles and RBI since the 2011 campaign...Opened the season batting .270 (58-for-215) in 58 games prior to the All-Star break, before batting .291 (53-for-182) in 48 games after the break to close the season...Compiled a .344 (31-for-90) average leading off an inning, with seven doubles and one triple...Logged 29 multi-hit games on the season, including six three-hit efforts...Totaled a pair of doubles on 4/29 vs. Scranton/Wilkes-Barre, his first two-double game since 8/29/13...Plated a season-best three runs on 7/31 at Durham after going 2-for-4 with a home run...**2014:** Played his second consecutive season with Gwinnett, hitting .297 (69-for-232) with 34 runs, 18 doubles, one triple, four home runs, 34 RBI and a pair of steals in 67 games...The .297 average was his highest in 11 professional seasons...Compiled a .355 average in 31 games at home, compared to .246 mark in 36 road games...Strung together a six-game hitting streak from 4/23 to 5/4, hitting .348 (8-for-23) with three doubles, two runs and three RBI...On the Gwinnett disabled list from 5/20-7/8 with a left hand fracture...Stroked two of his four home runs on the season on 9/1 at Charlotte, going 2-for-5 with four RBI for his first multi-homer game since 7/10/10 with Triple-A Portland...Honored with the Gwinnett Braves' "Most Competitive Player Award" for 2014...**2013:** Spent his first year in the Braves organization with Gwinnett (AAA), splitting time between second base, third base and shortstop...His 95 games with the G-Braves were good for fifth-most on the squad...Went 3-for-4 with a pair of doubles, two runs and two RBI on 7/11 and smacked his only home run of the season on 4/9 at Durham...**2012:** Played the majority of the season with Binghamton (AA) in the Mets system...Spent 4/19-5/12 on the DL...Called up to Buffalo (AAA) on 5/29...Batted .138 (4-for-29) in 11 games with the Bison before being sent back to Binghamton on 6/21...**2011:** Spent the entire season with Tacoma, the Triple-A affiliate for Seattle, batting .253 with three home runs and 45 RBI...Ranked among team leaders in games (2nd, 127), doubles (2nd, 29), hits (3rd, 117) and triples (3rd, 3)...Recorded seven three-hit games...**2010:** In his second consecutive season with Portland (AAA), hit .275 thanks to a career-high 137 hits...Collected his first career multi-homer game on 7/10, hitting two home runs including a grand slam...Recorded a career-high five hits on 8/29, going 5-for-5 with a solo home run in the game...Hit .467 (7-for-15) with the bases loaded, including two grand slams...**2009:** Put together a 10-game hit streak from 5/13-24, hitting .375 (13-for-32) during the stretch...Batted .311 (19-for-61) in the month of June...**2008:** Played 111 games with San Antonio (AA), hitting .264 with three home runs and 39 RBI...Called up to the Major Leagues on 8/12...Made his Major League debut on 8/13, getting the start at shortstop and collecting his first career hit in his first at-bat, a second-inning single to left field off Milwaukee's CC Sabathia...Finished the season with San Diego, hitting .205 (8-for-39) with a double and two RBI...**2007:** Began the season with San Antonio where he hit .208 with six home runs in 78 games...Sent to Lake Elsinore (High-A) on 7/12...Hit .321 (18-for-56) during a 13-game hit streak from 8/3-16...Combined to hit .240 with nine home runs and 57 RBI for the season...**2006:** Spent the entire season at Lake Elsinore, setting then-career highs in games (133), runs (86), triples (5), home runs (13) and RBI (72)...Led the team in games played, runs and home runs...Drove in five on 5/6, going 3-for-6 in the game...**2005:** In 125 games with Fort Wayne (A), batted .267 with 10 home runs and 48 RBI...Earned Midwest League Player of the Week honors for 8/8-14, hitting .523 (11-for-21) with seven runs, three home runs and five RBI...**2004:** Started his first professional season with Eugene (R) before being transferred to Fort Wayne on 9/1...Combined to hit .249 with six home runs and 29 RBI.

Year	Club	AVG	G	AB	R	H	2B	3B	HR	RBI	SH	SF	HP	BB	SO	SB	CS	E
2004	Eugene	.252	65	274	29	69	13	3	6	27	1	0	1	9	55	6	0	23
	Fort Wayne	.217	5	23	5	5	3	0	0	2	0	0	2	1	6	0	0	4
2005	Fort Wayne	.267	125	469	47	125	26	0	10	48	2	3	1	44	69	7	4	17
2006	Lake Elsinore	.250	133	540	86	135	19	5	13	72	5	6	2	63	80	10	1	22
2007	San Antonio	.208	78	269	30	56	10	2	6	33	0	3	3	24	46	6	1	13
	Lake Elsinore	.284	47	201	27	57	20	0	3	24	2	0	3	16	27	4	1	6
2008	San Antonio	.264	111	382	53	101	21	3	3	39	6	4	3	38	66	7	4	18
	San Diego	.205	19	39	2	8	1	0	0	2	1	1	0	5	14	0	0	1
2009	Portland	.235	114	366	40	86	14	0	5	46	3	3	2	37	59	8	2	13
2010	Portland	.275	130	499	70	137	23	3	8	53	2	4	3	37	81	7	2	16
2011	Tacoma	.253	127	462	50	117	29	3	3	45	8	7	6	36	68	7	6	28
2012	Binghamton	.236	57	195	23	46	9	2	4	21	1	1	3	13	27	0	2	12
	Buffalo	.138	11	29	2	4	1	0	0	2	3	0	0	1	10	0	0	5
2013	Gwinnett	.228	95	272	26	62	17	1	1	29	4	1	1	18	40	8	4	13
2014	Gwinnett	.297	67	232	34	69	18	1	4	34	3	4	1	19	28	2	2	3
2015	Gwinnett	.280	106	397	53	111	25	6	3	38	0	5	5	17	39	3	0	5
2016	Gwinnett	.263	93	327	35	86	16	1	5	37	1	2	1	16	52	1	5	4
<b>Minor Totals</b>		<b>.256</b>	<b>1364</b>	<b>4937</b>	<b>610</b>	<b>1266</b>	<b>264</b>	<b>30</b>	<b>74</b>	<b>550</b>	<b>41</b>	<b>43</b>	<b>37</b>	<b>389</b>	<b>753</b>	<b>76</b>	<b>34</b>	<b>202</b>
<b>Major Totals</b>		<b>.205</b>	<b>19</b>	<b>93</b>	<b>6</b>	<b>2</b>	<b>8</b>	<b>1</b>	<b>0</b>	<b>0</b>	<b>2</b>	<b>1</b>	<b>0</b>	<b>5</b>	<b>14</b>	<b>0</b>	<b>0</b>	<b>1</b>

**KELLER, BRADLEY** *OUTFIELDER***Bats:** R**Throws:** R**Height:** 6-1**Weight:** 205**Born:** 12/15/96 in Shelby, NC**Resides:** Mooresboro, NC**School:** Crest (NC) HS**Obtained:** Selected by the Braves in the 15th round of the 2015 First-Year Player Draft.**Signed By:** Billy Best

**2016 Review:** Split his first full professional season between Single-A Rome and rookie-level Danville, combining to bat .185 (55-for-298) with 36 runs, 22 extra-base hits and 24 RBI between the two clubs...Opened the season with Rome before moving to Danville on 7/9...Batted .259 (15-for-58) against left-handed pitching, but hit just .167 (40-for-240) versus righties...Poked three doubles on 5/15 at Hickory, going 3-for-8 with a run and two RBI in 19 innings...**2015:** Opened his professional career with the GCL Braves and batted .311 (32-for-103) with a .365 OBP over his first 31 games, before going 3-for-40 (.075 average) in his last 12 contests...Compiled a .310 (27-for-87) average in 24 home games, compared to a .143 (8-for-56) mark on the road...Tallied the first multi-homer game of his career on 8/7 vs. the GCL Astros, going 3-for-5 with a double, three runs and five RBI.

Year	Club	AVG	G	AB	R	H	2B	3B	HR	RBI	SH	SF	HP	BB	SO	SB	CS	E
2015	GCL Braves	.245	44	143	22	35	6	0	3	17	0	2	4	13	50	7	4	3
2016	Rome	.172	53	180	21	31	13	1	3	16	1	1	1	8	75	2	2	3
	Danville	.203	35	118	15	24	3	1	1	8	1	1	0	7	47	4	1	1
<b>Minor Totals</b>		<b>.204</b>	<b>132</b>	<b>441</b>	<b>58</b>	<b>90</b>	<b>22</b>	<b>2</b>	<b>7</b>	<b>41</b>	<b>2</b>	<b>4</b>	<b>5</b>	<b>28</b>	<b>172</b>	<b>13</b>	<b>7</b>	<b>7</b>

**KENNEDY, JON** *LEFT-HANDED PITCHER***Bats:** L**Throws:** L**Height:** 6-9**Weight:** 220**Born:** 9/20/94 in Melbourne, Australia**Resides:** Melbourne, Australia**Obtained:** Signed by the Braves as a non-drafted free agent on August 5, 2015.**Signed By:** Phil Dale

**2016 Review:** Played his first season of affiliated baseball and split his year between three levels of the Atlanta system, combining to post a 2.93 ERA (10 ER/30.2 IP) between Rome (A), Danville (R) and Carolina (A)...Issued just four walks while fanning 29 batters, and his 7.25 strikeout-walk ratio paced all Atlanta farmhands...Limited left-handed batters to just a .207 (6-for-29) average, while righties batted .293 (29-for-99)...Held opponents to a .214 (15-for-70) mark with runners on base...Allowed five runs in 5.0 innings (9.00 ERA) over his first four appearances on the season, but then pitched to a 1.75 ERA (5 ER/25.2 IP) in his final 15 outings.

Year	Club	W-L	ERA	G	GS	CG	SHO	SV	IP	H	R	ER	HR	HB	BB	SO	WP	BK
2012	Melbourne (AUS)	0-2	8.68	4	2	0	0	0	9.1	11	11	9	3	0	8	6	1	0
2013	Melbourne (AUS)	0-0	13.50	1	0	0	0	0	1.1	2	2	2	1	0	1	0	0	0
2014	Melbourne (AUS)	0-1	18.00	2	0	0	0	0	2.0	4	4	4	0	1	1	2	0	0
2015	Melbourne (AUS)	1-4	3.94	8	8	0	0	0	32.0	35	26	14	4	3	15	21	3	0
2016	Rome	0-0	2.74	14	0	0	0	0	23.0	22	10	7	3	3	3	18	2	0
	Danville	0-0	4.76	4	0	0	0	0	5.2	11	5	3	0	0	1	7	2	0
	Carolina	0-0	0.00	1	0	0	0	0	2.0	2	0	0	0	0	0	4	0	0
<b>Minor Totals</b>		<b>0-0</b>	<b>2.93</b>	<b>19</b>	<b>0</b>	<b>0</b>	<b>0</b>	<b>0</b>	<b>30.2</b>	<b>35</b>	<b>15</b>	<b>10</b>	<b>3</b>	<b>3</b>	<b>4</b>	<b>29</b>	<b>4</b>	<b>0</b>
<b>Australian Totals</b>		<b>1-7</b>	<b>5.84</b>	<b>15</b>	<b>10</b>	<b>0</b>	<b>0</b>	<b>0</b>	<b>44.2</b>	<b>52</b>	<b>43</b>	<b>29</b>	<b>8</b>	<b>4</b>	<b>25</b>	<b>29</b>	<b>4</b>	<b>0</b>

**KENT, STEVEN** *LEFT-HANDED PITCHER***Bats:** L**Throws:** L**Height:** 6-0**Weight:** 195**Born:** 5/8/89 in Canberra, Australia**Resides:** Amaroo, Australia**School:** Gold Creek (Australia) HS**Obtained:** Signed by the Braves as a minor-league free agent on January 20, 2016.**Signed By:** Phil Dale

**2016 Review:** Returned to the Braves organization and made 42 appearances between Double-A Mississippi and Triple-A Gwinnett, combining to tally a 2-3 record with a 3.92 ERA (25 ER/57.1 IP) and a career-best two saves...Posted a 3.36 ERA in 41 appearances with Mississippi to open the season before allowing four runs in 1.0 inning of work in his Triple-A debut and his final game of the campaign, 9/2 vs. Durham...Allowed one earned run or fewer in 38 of his 41 outings with the M-Braves, including 26 scoreless efforts...Compiled an 0-1 record and a 5.06 ERA (15 ER/26.2 IP) in 19 games before the All-Star Break, but rebounded to go 2-2 with a 1.82 ERA (6 ER/29.2 IP) and 32 strikeouts in 22 games after the break...**2015:** Made 14 starts for Canberra in the Australian Baseball League, going 6-4 with a 3.04 ERA (26 ER/77.0 IP)...**2014:** Tallied 3.1 innings over five appearances for Canberra, pitching to a 13.50 ERA...**2013:** Did not play...**2012:** Played his first full season in the Australian Baseball League, going 1-1 with a 2.45 ERA (5 ER/18.1 IP) over 17 outings with Canberra...Fanned 29 batters and walked just three in 18.1 innings of work...**2011:** Opened the season with Single-A Rome and went 1-4 with a 7.77 ERA (42 ER/48.2 IP)...Limited left-handed batters to a .228 average against him...Appeared in 20 games for Canberra in the Australian Baseball League and tallied a 3.26 ERA over 30.1 innings of work (11 ER)...**2010:** Appeared in 19

games (3 starts) after missing the entire 2009 season due to injury...Went 2-0 with a 0.69 ERA (3 ER/39.1 IP) and a .180 opponents' batting average...**2009:** Did not play due to injury...**2008:** Threw 6.0 scoreless frames on 8/24 at Burlington to earn his first win of the season in his final appearance of the campaign...Made four consecutive scoreless appearances from 7/18-8/1 (7.1 IP)...**2007:** Ranked seventh among Atlanta farmhands with a 1.14 WHIP and was 10th with a .241 opponents' batting average.

Year	Club	W-L	ERA	G	GS	CG	SHO	SV	IP	H	R	ER	HR	HB	BB	SO	WP	BK
2006	GCL Braves	1-4	4.00	11	6	0	0	0	36.0	32	18	16	1	0	16	20	9	1
2007	GCL Braves	3-2	3.86	13	10	0	0	0	56.0	52	31	24	10	2	12	44	5	0
2008	Danville	1-0	3.68	12	3	0	0	0	29.1	25	13	12	1	0	9	31	1	0
2009							Injured - Did Not Play											
2010	Rome	2-0	0.69	19	3	0	0	1	39.1	27	4	3	1	1	8	54	4	0
	Canberra (AUS)	0-3	10.66	6	6	0	0	0	12.2	17	15	15	3	1	9	11	0	1
2011	Rome	1-4	7.77	12	8	0	0	0	48.2	74	44	42	5	3	9	37	5	1
	Canberra (AUS)	5-1	3.26	20	0	0	0	6	30.1	31	12	11	1	2	11	29	0	0
2012	Canberra (AUS)	1-1	2.45	17	0	0	0	0	18.1	20	8	5	2	0	3	29	2	0
2013							Did Not Play											
2014	Canberra (AUS)	0-0	13.50	5	0	0	0	0	3.1	4	6	5	0	0	4	2	1	0
2015	Canberra (AUS)	6-4	3.04	14	14	1	1	0	77.0	75	33	26	5	5	23	79	-	-
2016	Mississippi	2-3	3.36	41	0	0	0	2	56.1	61	26	21	5	2	19	61	7	0
	Gwinnett	0-0	36.00	1	0	0	0	0	1.0	4	4	4	0	0	2	0	0	0
<b>Minor Totals</b>		<b>10-13</b>	<b>4.12</b>	<b>109</b>	<b>30</b>	<b>0</b>	<b>0</b>	<b>3</b>	<b>266.2</b>	<b>275</b>	<b>140</b>	<b>122</b>	<b>23</b>	<b>8</b>	<b>75</b>	<b>247</b>	<b>31</b>	<b>2</b>
<b>Australian Totals</b>		<b>12-9</b>	<b>3.94</b>	<b>62</b>	<b>20</b>	<b>1</b>	<b>1</b>	<b>6</b>	<b>141.2</b>	<b>147</b>	<b>74</b>	<b>62</b>	<b>11</b>	<b>8</b>	<b>50</b>	<b>150</b>	<b>3</b>	<b>1</b>

## KINMAN, KYLE LEFT-HANDED PITCHER

**Bats:** L

**Throws:** L

**Height:** 5-10

**Weight:** 190

**Born:** 9/25/90 in Omaha, NE

**Resides:** Omaha, NE

**School:** Bellevue University (NE)

**Obtained:** Selected by the Braves in the 25th round of the 2014 First-Year Player Draft.

**Signed By:** Chris Knabenshue

**2016 Review:** Made three trips to the disabled list and was limited to just 13 appearances with Double-A Mississippi, going 1-2 with a 3.07 ERA (5 ER/14.2 IP), one save and 15 strikeouts...First placed on the disabled list from 4/18-25 (left digit two blister), before subsequent trips from 5/17-6/1 (left hand strain) and 6/9 through the end of the season (left elbow stress reaction)...Four of the five earned runs he surrendered came in a two-outing stretch spanning 3.2 innings from 4/10-14, but he allowed just one earned run over his other 11.0 innings of work...Limited left-handed batters to a .150 (3-for-20) average and issued just two walks while fanning half (10) of the lefties who registered an at-bat...Logged his only save with 1.0 scoreless frame on 5/12 vs. Mobile...**2015:** Split his first full professional season between three levels of the organization, combining to go 1-0 with a 2.09 ERA (12 ER/51.2 IP) and 18 saves between Rome (A), Carolina (High-A) and Mississippi (AA)...Finished the season in the Top 10 among all Braves farmhands in SO/9.0 IP (2nd, min. 45.0 IP, 11.3), games (2nd, 44), saves (3rd, 18) and relievers ERA (7th, 2.09), while his 65 strikeouts were the second most in the organization among pitchers who tossed fewer than 80.0 innings...Tabbed as a South Atlantic League Mid-Season All-Star after logging 11 saves with a 2.00 ERA over 23 games to open the season with Rome...Held left-handed batters to a .184 (14-for-76) average on the season, while opponents as a whole hit .229 (44-for-192)...Fanned a career high-tying four batters on two occasions, including in just 1.1 innings on 8/18 vs. Birmingham...**2014:** Began his professional career at rookie-level Danville, where he tied for the team lead with four saves and went a perfect 3-0...Among all Braves relief farmhands, ended the year in the Top 10 in WHIP (7th, 1.01), ERA (9th, 2.43) and average against (10th, .222)...Fanned 13.0 batters per 9.0 innings (43 K/29.2 IP), tops on the team among pitchers with at least 25.0 innings...Limited left-handed batters to just a .148 average (4-for-27)...Taken by the Braves in the 25th round after leading the nation with 141 punchouts in 92.1 innings at Bellevue University.

Year	Club	W-L	ERA	G	GS	CG	SHO	SV	IP	H	R	ER	HR	HB	BB	SO	WP	BK
2014	Danville	3-0	2.43	19	0	0	0	4	29.2	24	10	8	1	1	6	43	2	0
2015	Rome	1-0	2.00	23	0	0	0	11	27.0	21	9	6	0	4	16	30	5	0
	Carolina	0-0	0.87	6	0	0	0	1	10.1	5	1	1	0	1	3	16	0	0
	Mississippi	0-0	3.14	15	0	0	0	6	14.1	18	5	5	0	1	7	19	1	0
2016	Mississippi	1-2	3.07	13	0	0	0	1	14.2	12	6	5	2	2	9	15	4	0
<b>Minor Totals</b>		<b>5-2</b>	<b>2.34</b>	<b>76</b>	<b>0</b>	<b>0</b>	<b>0</b>	<b>23</b>	<b>96.0</b>	<b>80</b>	<b>31</b>	<b>25</b>	<b>3</b>	<b>9</b>	<b>41</b>	<b>123</b>	<b>12</b>	<b>0</b>

## KUBITZA, KYLE INFIELDER

**Bats:** L

**Throws:** R

**Height:** 6-3

**Weight:** 210

**Born:** 7/15/90 in Arlington, TX

**Resides:** Hockley, TX

**School:** Texas State University

**Obtained:** Claimed by the Braves off waivers from the Texas Rangers on August 12, 2016.

**Signed By:** John Barron (Braves)

**2016 Review:** Split time between three different organizations, combining to bat .212 (84-for-396) in 118 games between Salt Lake (AAA, LAA), Round Rock (AAA, Tex.) and Gwinnett (AAA, Atl.)...Appeared in 54 games with Salt Lake to open the season before being acquired by Texas from the Angels in exchange for cash considerations on 6/21...Claimed off waivers from the Rangers by Atlanta on 8/12 and returned to the Braves, who originally drafted him in the third round of the 2011 First-Year Player Draft...Batted .157 (8-for-51) after joining Gwinnett, with nine walks and a .283 OBP. **2015:** Split time during the season with Triple-A Salt Lake and Los Angeles (AL)...In 117 games at the Triple-A level, hit .271 (124-for-457) with 43 doubles, five triples, seven home runs, 50 RBI and 63 runs scored...The 43 doubles established a new career high and paced the Pacific Coast League...Recalled by the Angels on 6/10 and made his Major League debut that night at Tampa Bay; started the game at third base and went 2-for-3...Was the fifth Angel to collect two hits in his debut starting at third base and the first to do so since George Arias on 4/2/96...Went on to make three stints at the Major League level, going 7-for-36 (.194) with an RBI...Played in 17 games defensively for the Angels: 13 at third base, two at second base and two in left field. **2014:** Played the full season with Double-A Mississippi and batted .295 (130-for-440) with 76 runs, 31 doubles, 11 triples, eight homers, 55 RBI, 77 walks, 21 steals and a .405 OBP to earn Mississippi's Player of the Year honors from the organization...Ended the season in the Top 10 among Atlanta farmhands in triples (T1st, 11), runs (2nd, 76), OPS (3rd, .875), doubles (T3rd, 31), hits (T5th, 130), RBI (T6th, 55), average (T8th, .295) and homers (T9th, 8)...Traded by Atlanta to Los Angeles (AL) along with RHP Nate Hyatt in exchange for LHP Ricardo Sanchez on 1/8/15...*Baseball America* tabbed him as Atlanta's 22nd-best prospect entering 2014, as well as possessing the "Best Infield Arm" in the organization. **2013:** Spent all of 2013 with High-A Lynchburg, where he set then-career highs in games (132), runs (75), hits (113), doubles (28) and home runs (12)...Picked up Lynchburg's Player of the Month honors for June, hitting .280 (23-for-82) with 11 extra-base hits (five home runs) and 11 RBI in 27 games...Batted .320 (24-for-75) with two outs and RISP, driving in 22...Launched two home runs on 5/28, part of a 3-for-4 effort with three runs and two RBI...Hit .305 (18-for-59) in 19 games with the Scottsdale Scorpions of the Arizona Fall League, logging a pair of doubles and two triples, along with one home run and five RBI...Tabbed by *Baseball America* as the organization's 25th-best prospect entering the year. **2012:** Selected as the Rome Player of the Month for April after hitting .280 (23-for-82) with six doubles, three triples, four home runs and 13 RBI...Nine triples led all Braves farmhands...Led the way in Rome (A) with 128 games played and 531 at-bats...Fifty-nine RBI were good for second on the team, while nine home runs ranked third...Entered 2012 rated as the 17th-best prospect in the Braves organization according to *Baseball America*. **2011:** His .321 batting average was good for second in the Atlanta farm system and his 34 RBI were good for fourth on Danville's club...Named the organization's August Player of the Month for Danville after hitting .382 (21-for-55) with seven doubles, one triple and 13 RBI in 14 games during the month...Selected by the Braves in the third round of the 2011 First-Year Player Draft out of Texas Stat University...While at Texas State, was a two-time All-Southland Conference First Team selection and was named to the Austin Regional All-Tournament team...Hit .310 (70-for-226) with 12 doubles, seven triples, 10 homers and 66 RBI during the 2011 season.

Year	Club	AVG	G	AB	R	H	2B	3B	HR	RBI	SH	SF	HP	BB	SO	SB	CS	E
2011	Danville	.321	44	162	36	52	16	3	1	34	1	2	1	24	38	9	3	8
2012	Rome	.239	128	448	68	107	24	9	9	59	1	4	5	73	127	18	11	20
2013	Lynchburg	.260	132	435	75	113	28	6	12	57	3	4	6	80	132	8	16	25
2014	Mississippi	.295	132	440	76	130	31	11	8	55	0	5	7	77	133	21	6	25
2015	Salt Lake	.271	117	457	63	124	43	5	7	50	0	5	4	60	125	7	1	16
	Los Angeles (AL)	.194	19	36	6	7	0	0	0	1	0	0	0	3	15	0	0	2
2016	Salt Lake	.253	54	186	22	47	5	5	2	19	0	1	1	27	60	6	3	8
	Round Rock	.182	44	159	16	29	9	2	4	15	1	2	2	23	48	7	0	6
	Gwinnett	.157	20	51	7	8	1	1	0	4	0	0	0	9	15	0	0	1
<b>Minor Totals</b>		<b>.261</b>	<b>671</b>	<b>2338</b>	<b>363</b>	<b>610</b>	<b>157</b>	<b>42</b>	<b>43</b>	<b>293</b>	<b>6</b>	<b>22</b>	<b>26</b>	<b>373</b>	<b>678</b>	<b>76</b>	<b>40</b>	<b>109</b>
<b>Major Totals</b>		<b>.194</b>	<b>19</b>	<b>36</b>	<b>6</b>	<b>7</b>	<b>0</b>	<b>0</b>	<b>0</b>	<b>1</b>	<b>0</b>	<b>0</b>	<b>0</b>	<b>3</b>	<b>15</b>	<b>0</b>	<b>0</b>	<b>2</b>

## LAGO, ALAY INFILDER

**Bats:** R **Throws:** R **Height:** 6-0 **Weight:** 200  
**Born:** 7/21/91 in La Habana, Cuba **Resides:** Port Au Prince, Haiti  
**Obtained:** Signed by the Braves as a non-drafted free agent on December 1, 2016.  
**Signed By:** Rolando Petit

Year	Club	AVG	G	AB	R	H	2B	3B	HR	RBI	SH	SF	HP	BB	SO	SB	CS	E
2017 Will Be First Professional Season																		

## LANDONI, EMERSON INFILDER

**Bats:** R **Throws:** R **Height:** 5-11 **Weight:** 170  
**Born:** 2/19/89 in Maracay, Venezuela **Resides:** El Tigrito, Venezuela  
**Obtained:** Signed by the Braves as a minor-league free agent on December 20, 2011.



**2016 Review:** Split the season between Double-A Mississippi and Triple-A Gwinnett, combining to bat .252 (37-for-147) with 13 runs, five doubles and 10 RBI in 63 games between the two stops...Opened the season with Mississippi before making his Triple-A debut following a move to Gwinnett on 5/2...Slowed by three trips to the disabled list, first from 7/16-31 (right ankle bruise) before stints from 8/23-9/1 and 9/11 through the end of the season (left cheekbone fracture)...Batted .333 (28-for-84) in 38 games at home, compared to a .143 (9-for-63) average in 22 games on the road...Appeared in just 14 games after June, going 7-for-29 (.241) from 7/1 through the end of the season...Plated three of his 10 runs on the season on 4/19 vs. Chattanooga, going 1-for-3 with three RBI and a sacrifice fly...**2015:** Played the full season with Mississippi (AA) and paced the club in average (.297, 122-for-411), hits (122), doubles (tied, 23), runs (53) and total bases (153) to earn the M-Braves' Player of the Year distinction...Finished the season in the Top 10 among Braves prospects in doubles (T4th, 23), hits (T5th, 122), average (9th, .297) and runs (10th, 53)...His .297 average was the seventh-best mark in the Southern League...Garnered SL Player of the Week honors for the period of 7/6-12 after going 15-for-27 (.556) with 10 runs, five doubles, one triple and five RBI in six games...Collected hits in 10 straight at-bats after back-to-back five-hit games on 7/12 and 7/13...Batted .330 (33-for-100) with runners in scoring position, including a .439 (18-for-41) average with two outs and RISP...Compiled a .339 (79-for-233) average in 59 games following the All-Star break, compared to a .242 (43-for-178) mark in 59 games to start the season...Batted .100 points higher away from home, hitting .346 (72-for-208) in 57 away games and just .246 (50-for-203) in 61 contests at home...Had a pair of hitting streaks that were at least 10 games, going on a 12-game run from 7/21-8/9 (.346, 18-for-52), before a 10-game stretch from 8/20-29 (.410, 16-for-39)...Placed on the disabled list on 7/23 with a left wrist sprain before returning to action on 7/31...**2014:** Spent his third consecutive season between Double-A Mississippi and High-A Lynchburg, compiling a .270 average (99-for-366) with 47 runs and 33 RBI between the two clubs...Went a perfect 4-for-4 at the plate on 4/12 at Jackson, his first four-hit game since a 5-for-5 performance on 6/16/10 while with Charleston...Hit .317 (59-for-186) in 53 games on the road, compared to a .222 mark (40-for-180) in 58 games at home...Worked his way to a .361 average (22-for-73) in June, with five of his 12 doubles on the year...Hit .281 (9-for-32) in 21 games with Caribes de Anzoategui of the Venezuelan Winter League following the season...**2013:** Split time between Lynchburg and Mississippi, making two stops at both locations...Combined to bat .284 (76-for-268) with 15 doubles, three triples and three homers between the two levels, striking out just 31 times in 268 at-bats...Two of his three home runs came on June 30 against Myrtle Beach, when he went 2-for-3 with two homers and three RBI...Hit .331 (49-for-148) on the road, compared to just a .225 (27-for-120) mark at home...**2012:** Worked his way to a .220 average in 71 games between Lynchburg and Mississippi, totaling three home runs, six doubles, and 46 hits...Played for the Caribes de Anzoategui of the Venezuelan Winter League, going 1-for-4 in three games...**2011:** Played seven different positions: first base, second base, third base, shortstop, left field, right field and pitcher...Appeared in one game as a pitcher on 7/29 vs. CHA and earned the win by tossing 2.0 scoreless innings...**2010:** Hit .321 (25-for-78) with eight doubles, two home runs and 14 RBI off left-handed pitching...**2009:** Played at three different levels, combining to bat .217 with one double, one triple and 12 RBI...**2008:** Hit his first home run on 8/11 at the GCL Phillies...**2007:** Did not play after he was released by the Marlins on 5/18...**2006:** Signed by Florida as a non-drafted free agent on 12/1 and played with their Venezuelan Summer League team in 2006, appearing in games at second base, third base and shortstop.

Year	Club	AVG	G	AB	R	H	2B	3B	HR	RBI	SH	SF	HP	BB	SO	SB	CS	E
2006	VSL DET/FLA	.263	62	198	25	52	7	1	0	18	5	1	9	25	48	6	5	25
2007						Did Not Play												
2008	GCL Yankees	.310	36	100	15	31	2	2	1	8	1	0	2	9	18	2	1	5
2009	GCL Yankees	.000	1	3	0	0	0	0	0	0	1	0	0	0	0	0	0	0
	Staten Island	.237	27	76	8	18	1	1	0	9	2	0	1	8	14	4	1	9
	Tampa	.185	10	27	0	5	0	0	0	3	1	0	1	5	4	0	1	1
2010	Charleston	.280	84	261	39	73	13	1	3	32	6	5	1	21	44	13	8	17
2011	Tampa	.254	83	236	27	60	7	2	1	20	4	1	6	11	47	2	2	14
2012	Lynchburg	.217	67	198	22	43	6	1	3	20	4	1	2	14	33	1	7	8
	Mississippi	.273	4	11	1	3	0	0	0	0	0	0	0	0	2	0	0	0
2013	Mississippi	.325	16	40	9	13	2	0	1	7	1	0	0	2	6	0	1	0
	Lynchburg	.276	65	228	28	63	13	3	2	19	1	1	3	15	25	0	2	10
2014	Mississippi	.271	59	181	24	49	6	0	1	12	4	0	8	20	29	5	3	3
	Lynchburg	.270	52	185	23	50	6	0	1	21	4	2	1	21	36	1	2	8
2015	Mississippi	.297	118	411	53	122	23	4	1	45	3	2	3	24	43	4	8	16
2016	Mississippi	.222	14	34	3	8	1	0	0	5	0	1	1	3	3	0	0	2
	Gwinnett	.261	49	111	10	29	4	0	0	5	0	0	2	2	20	1	0	4
Minor Totals		.269	747	2300	287	619	91	15	14	224	37	14	40	180	372	39	41	122

## LARA, JORDY RIGHT-HANDED PITCHER

**Bats:** R **Throws:** R **Height:** 6-3 **Weight:** 180  
**Born:** 5/21/91 in Bani, DR **Resides:** Bani, DR  
**Obtained:** Signed by the Braves as a minor-league free agent on November 13, 2015.  
**Signed By:** Patrick Guerrero and Luis Scheker (Mariners)

**2016 Review:** Split the season between two clubs and two different positions, batting .226 (35-for-155) in 53 games with Double-A Mississippi, while pitching to a 1-0 record and a 3.12 ERA (3 ER/8.2 IP) in eight games on the mound between the M-Braves and rookie-level Danville...Did not log an at-bat after 7/5 following a transition to the mound...Tossed 1.0 scoreless inning with one strikeout for Mississippi on 7/3 at Jackson in his pitching debut, before transferring to Danville on 8/6...Placed on the 7-day disabled list on 7/6 and was reinstated on 8/6 (right shoulder strain)...Allowed three hits and two runs over 0.2 innings of work in his Danville debut (7/19 vs. Pulaski), but yielded just one earned run over his final 7.0 innings of work...Earned his first professional win in his final outing of the season, tossing 1.0 scoreless frame on 9/1 vs. Burlington...**2015:** Spent the full season with Double-A Jackson in the Mariners system, where he paced the club in games (123), runs (48), doubles (27), triples (tied, 3) and RBI (56)...Eclipsed the 100-hit plateau for the third consecutive season, collecting 107 hits and batting .242 (107-for-443)...Batted .297 (27-for-91) over 26 games in May, but hit just .221 (58-for-262) over the next three months...Placed on the Temporarily Inactive List from 7/8-20...Collected 31 multi-hit games on the season, including seven three-hit efforts...Tallied the second three-double game of his career on 8/14 vs. Jacksonville, going 3-for-6 with one run and an RBI...Also stroked three doubles on 9/1/14 at Montgomery...Following the season, appeared in 10 games between Aguilas Cibaenas and Estrellas de Oriente of the Dominican Winter League, combining to bat .105 (2-for-19) with one double and two RBI...**2014:** Batted .337 (177-for-525) with 91 runs, 40 doubles, five triples, 26 home runs and 104 RBI in 135 games between High Desert (High-A) and Jackson (AA)...Led the entire minor leagues in hits, while finishing tied for third with 71 extra-base hits, sixth in RBI and tied for ninth in doubles...Was one of seven minor league players to hit over .300 with 90 runs scored, 45 extra-base hits and 90 RBI...Reached base safely via a hit or walk in 114 of 135 games, including 52 games with at least two hits...Recorded a season-high 17-game hitting streak from 7/8-26, batting .479 (34-for-71) with 21 runs, eight doubles, eight homers, 24 RBI and six walks during the stretch...Promoted to Double-A Jackson on 7/27...At the time of his promotion, led the California League in hits (141) and total bases (243), while also ranking second in average (.353), tied for second in RBI (80), third in slugging percentage (.609) and tied for third in home runs (22), runs (77) and extra-base hits...Named California League Player of the Week three times: 4/21-27, 7/14-20 and 7/21-27...Named California League Player of the Month for July by Minor League Baseball after batting .434 (43-for-99) with 25 runs, 10 doubles, nine home runs, 27 RBI and nine walks in 24 games...Played with Aguilas Cibaenas in the Dominican Winter League, batting .298 (14-for-47) with nine runs scored, three doubles, three home runs and eight RBI in 15 games...**2013:** Began the season with Single-A Clinton, and led the LumberKings with 10 home runs...Drove in a season-high five runs on 8/1 vs. Beloit after going 3-for-4 with three runs and one homer...Promoted to High-A High Desert on 8/19, and hit safely in 11 of 15 games...Participated in the Mariners Instructional League...**2012:** Spent the season with rookie-level Pulaski, where he finished tied for the team lead in home runs (8)...Recorded a season-high five hits on 8/4 at Burlington, going 5-for-5 with four runs, one homer, one RBI and a walk...Hit .330 (38-for-115) with 18 runs scored, eight doubles, six home runs and 31 RBI in 29 games in August, including batting .423 (22-for-52) during an 11-game stretch from 8/2-12...**2011:** Appeared in 51 games with Pulaski...Recorded three home runs over a two-game stretch (8/26-27 vs. Kingsport), including two homers on 8/26 (2-for-4, four RBI).

Year	Club	W-L	ERA	G	GS	CG	SHO	SV	IP	H	R	ER	HR	HB	BB	SO	WP	BK
2016	Mississippi	0-0	0.00	1	0	0	0	0	1.0	0	0	0	0	0	0	1	0	0
	Danville	1-0	3.52	7	0	0	0	0	7.2	6	3	3	1	0	5	9	1	1
<b>Minor Totals</b>		<b>1-0</b>	<b>3.12</b>	<b>8</b>	<b>0</b>	<b>0</b>	<b>0</b>	<b>0</b>	<b>8.2</b>	<b>6</b>	<b>3</b>	<b>3</b>	<b>1</b>	<b>0</b>	<b>5</b>	<b>10</b>	<b>1</b>	<b>1</b>

Year	Club	AVG	G	AB	R	H	2B	3B	HR	RBI	SH	SF	HP	BB	SO	SB	CS	E
2009	DSL Mariners	.202	50	114	21	23	6	2	2	18	5	0	3	32	31	6	3	11
2010	DSL Mariners	.191	61	209	35	40	12	0	7	46	0	6	4	44	69	4	4	17
2011	Pulaski	.257	51	175	29	45	12	1	8	23	1	1	2	12	51	1	0	8
2012	Pulaski	.243	63	239	26	58	14	2	8	41	1	3	5	18	48	1	0	11
2013	Clinton	.260	98	339	39	88	25	3	10	63	0	5	2	29	68	3	0	13
	High Desert	.311	15	61	11	19	2	0	3	9	0	0	1	1	13	0	0	1
2014	High Desert	.353	102	399	77	141	26	5	22	80	1	4	5	38	82	1	3	15
	Jackson	.286	33	126	14	36	14	0	4	24	0	3	1	8	19	0	0	2
2015	Jackson	.242	123	443	48	107	27	6	7	56	0	5	8	37	85	0	0	18
2016	Mississippi	.226	53	155	16	35	7	0	4	7	2	1	0	9	31	0	1	5
<b>Minor Totals</b>		<b>.262</b>	<b>649</b>	<b>2260</b>	<b>316</b>	<b>592</b>	<b>145</b>	<b>19</b>	<b>75</b>	<b>367</b>	<b>10</b>	<b>28</b>	<b>31</b>	<b>228</b>	<b>497</b>	<b>16</b>	<b>11</b>	<b>101</b>

## LAWLOR, RYAN LEFT-HANDED PITCHER

**Bats:** R

**Throws:** L

**Height:** 6-1

**Weight:** 185

**Born:** 1/8/94 in Grosse Pointe, MI

**Resides:** Savannah, GA

**School:** University of Georgia

**Obtained:** Selected by the Braves in the eighth round (240th overall) of the 2015 First-Year Player Draft.

**Signed By:** Justin Clark

**2016 Review:** Made 14 appearances (seven starts) with High-A Carolina in his second professional season, going 1-5 with a 4.95 ERA (24 ER/43.2 IP) and 41 strikeouts...Placed on Carolina's disabled list on 6/23 and remained there until 8/5, making a pair of scoreless rehabilitation appearances with the GCL Braves on 7/30 and 8/2...

Went 1-2 with a 4.55 ERA (15 ER/29.2 IP) and a .214 opponents' average prior to his disabled-list stint, compared to an 0-3 mark and a 5.52 ERA (9 ER/14.2 IP) in eight games after his return to the Mudcats...Earned his only win of the season in his start on 4/13 at Wilmington, tossing 5.0 innings of one-run baseball and fanning a career-best seven batters...**2015:** Played his first professional season with rookie-level Danville after being selected by Atlanta with the 240th overall pick (8th round) in the 2015 June free agent draft...Went 1-0 in eight games (7 starts) with Danville, pitching to a 2.30 ERA (7 ER/27.1 IP), tops among starters on the clubs (min. 5 starts)...Picked up the win in his final outing of the season and his only relief appearance, allowing two runs in 3.1 innings on 8/1 at Bristol...Compiled a 1.88 ERA (5 ER/24.0 IP) in his seven starts, including a 0.90 ERA (2 ER/20.0) in the first six starts of his professional career...Allowed right-handed hitters to bat just .162 against him (11-for-68), while lefties batted .353 (12-for-34)...Posted a 5-7 record during his junior season at Georgia, compiling a 3.67 ERA (30 ER/73.2 IP) in a team-high 14 starts, pacing the club in innings (73.2), walks (33) and strikeouts (84)...Served as Georgia's Saturday starter.

Year	Club	W-L	ERA	G	GS	CG	SHO	SV	IP	H	R	ER	HR	HB	BB	SO	WP	BK
2015	Danville	1-0	2.30	8	7	0	0	0	27.1	23	9	7	1	1	12	25	2	1
2016	Carolina	1-5	4.95	14	7	0	0	0	43.2	36	24	24	3	3	29	41	8	0
	GCL Braves	0-0	0.00	2	0	0	0	0	2.0	1	0	0	0	0	0	3	0	0
<b>Minor Totals</b>		<b>2-5</b>	<b>3.82</b>	<b>24</b>	<b>14</b>	<b>0</b>	<b>0</b>	<b>0</b>	<b>73.0</b>	<b>60</b>	<b>33</b>	<b>31</b>	<b>4</b>	<b>4</b>	<b>41</b>	<b>69</b>	<b>10</b>	<b>1</b>

## LEE, ALEX INFIELDER

**Bats:** L **Throws:** R

**Born:** 10/23/93 in Heflin, AL

**Height:** 6-2

**Resides:** Heflin, AL

**Weight:** 200

**School:** Samford University (AL)

**Obtained:** Selected by the Braves in the 22nd round of the 2016 First-Year Player Draft.

**Signed By:** Hugh Buchanan

**2016 Review:** Opened his professional career with rookie-level Danville after being a 22nd-round selection in the First-Year Player Draft and batted .262 (32-for-122) with six doubles, four homers and 15 RBI in 40 games...Poked three of his four homers in a two-game span, going 7-for-7 with six runs, two doubles, three homers and six RBI on 7/19 and 7/20 vs. Pulaski...Batted .407 (11-for-27) with runners on base and two outs, including a .385 (5-for-13) mark with two outs and runners in scoring position.

Year	Club	AVG	G	AB	R	H	2B	3B	HR	RBI	SH	SF	HP	BB	SO	SB	CS	E
2016	Danville	.262	40	122	14	32	6	0	4	15	0	1	0	8	24	0	2	12

## LEWIS, TAYLOR RIGHT-HANDED PITCHER

**Bats:** R **Throws:** R

**Born:** 10/4/93 in Statesboro, GA

**Height:** 6-1

**Resides:** Claxton, GA

**Weight:** 175

**School:** University of Florida

**Obtained:** Selected by the Braves in the ninth round (270th overall) of the 2015 First-Year Player Draft.

**Signed By:** Hugh Buchanan

**2016 Review:** Split his first full professional campaign between three levels of the Atlanta system, combining to go 5-4 with a 2.05 ERA (15 ER/66.0 IP) and 63 strikeouts between Rome (A), Carolina (A) and Mississippi (AA)...His 2.05 ERA was fourth-best among Atlanta relief farmhands (min. 30.0 IP), while his 4.50 strikeout-to-walk ratio was seventh best among all pitchers in the system...Posted an 0-3 record and a 4.66 ERA (10 ER/19.1 IP) in his first 13 appearances on the season before going 5-1 with a 0.96 ERA (5 ER/46.2 IP) over his final 28 games...Tossed 3.2 scoreless innings in three postseason appearances as Mississippi advanced to the Southern League Championship Series...Fired 3.1 scoreless innings in his only start of the season, fanning three on 8/19[2] vs. Pensacola...Twenty-four of his 41 outings on the season went longer than 1.0 inning, including a career-high 3.2 innings of work on 6/29 at Frederick...**2015:** Split his first professional season between rookie-level Danville and Single-A Rome after being a ninth-round pick in the 2015 First-Year Player Draft...Combined to go 1-2 with a 1.77 ERA (4 ER/20.1 IP) between the two stops, fanning 15 and collecting a pair of saves...His 1.77 ERA was fourth-best among Braves relief prospects...Turned in scoreless outings in 11 of his 15 appearances on the season, and allowed an earned run in just three games on the year...Tossed a season-high 3.0 innings in his final outing of the season, allowing one run and two hits in relief...Transferred to the University of Florida for his junior season, where he went 6-2 with a team-leading 1.33 ERA (8 ER/54.0 IP) over 31 relief appearances, earning seven saves and fanning 32 batters.

Year	Club	W-L	ERA	G	GS	CG	SHO	SV	IP	H	R	ER	HR	HB	BB	SO	WP	BK
2015	Danville	1-0	0.00	6	0	0	0	0	7.1	6	4	0	1	1	2	8	0	0
	Rome	0-2	2.77	9	0	0	0	2	13.0	13	4	4	1	0	4	7	1	0
2016	Rome	0-3	4.66	13	0	0	0	1	19.1	24	11	10	0	0	6	20	0	0
	Carolina	4-1	0.53	19	0	0	0	0	33.2	27	8	2	0	1	6	34	4	0
	Mississippi	1-0	2.08	9	1	0	0	0	13.0	13	3	3	1	1	2	9	0	0
<b>Minor Totals</b>		<b>6-6</b>	<b>1.98</b>	<b>56</b>	<b>1</b>	<b>0</b>	<b>0</b>	<b>3</b>	<b>86.1</b>	<b>83</b>	<b>30</b>	<b>19</b>	<b>3</b>	<b>3</b>	<b>20</b>	<b>78</b>	<b>5</b>	<b>0</b>

**LEYVA, ELIAN** RIGHT-HANDED PITCHER

**Bats:** R **Throws:** R **Height:** 6-2 **Weight:** 210  
**Born:** 3/17/89 in La Habana, Cuba **Resides:** Lleida, Spain  
**Obtained:** Signed by the Braves as a non-drafted free agent on November 11, 2016.  
**Signed By:** Jonathan Cruz

Year	Club	W-L	ERA	G	GS	CG	SHO	SV	IP	H	R	ER	HR	HB	BB	SO	WP	BK
------	------	-----	-----	---	----	----	-----	----	----	---	---	----	----	----	----	----	----	----

2017 Will Be First Professional Season

**LIEN, CONNOR** OUTFIELDER

**Bats:** R **Throws:** R **Height:** 6-3 **Weight:** 230  
**Born:** 3/15/94 in Annapolis, MD **Resides:** Orlando, FL  
**School:** Olympia (FL) HS  
**Obtained:** Selected by the Braves in the 12th round of the 2012 First-Year Player Draft.  
**Signed By:** Buddy Hernandez

**2016 Review:** Made his Double-A debut after playing the entirety of his season with Mississippi, batting .233 (52-for-223) with 29 runs, 20 extra-base hits and 17 RBI in 64 games...Logged two plate appearances in the season opener on 4/7 vs. Pensacola (0-for-1, BB, SB) before missing 68 games with a left wrist fracture...Placed on the disabled list on 4/8 before being reinstated on 6/22...Poked four hits three games after his return from the disabled list, going a perfect 4-for-4 with a double on 6/26 vs. Jacksonville...Tallied the first multi-homer game of his career on 7/31 at Pensacola, going 2-for-5 with two homers, three runs and a career-high four RBI...Seven triples tied for the team lead and tied for sixth most among Atlanta farmhands...**2015:** Enters 2016 tabbed by *Baseball America* as the "Best Defensive Outfielder" and the "Best Outfield Arm" in the Atlanta system... Played the full season with High-A Carolina, where he paced the Mudcats with 129 hits, 72 runs and 34 steals to earn Carolina's Player of the Year honors from the organization...Named a Carolina League Year-End All-Star following the season, and picked up Carolina League Player of the Week honors for the period of 7/6-12 after batting .375 (9-for-24) with three runs, two homers and six RBI in seven games during the week...Established new offensive career highs in nearly every statistical category, and ended the year in the Top 10 among all Braves farmhands in runs (2nd, 72), stolen bases (2nd, 34), hits (4th, 129), doubles (T7th, 22), home runs (T7th, 9), OPS (T9th, .762) and RBI (10th, 47)...Compiled a .360 (45-for-125) average against left-handed pitching, while batting .256 (84-for-328) against righties...Batted .329 (55-for-167) with runners on base, including a .321 (17-for-53) mark with runners on and two outs...Stroked a season-best four hits on 7/9 at Salem, going 4-for-5 with two runs, one homer and three RBI...Played for the Peoria Javelinas in the Arizona Fall League following the season and batted .169 (13-for-77) with one home run in 21 games...**2014:** Spent his first full season with Single-A Rome, where he established then-career highs in games (85), runs (41), hits (85), doubles (17), RBI (36), steals (16) and batting average (.275)...16 stolen bases paced Rome and were good for 12th-most in the organization... After hitting .223 (27-for-121) over the season's first two months, rallied to hit .308 (58-for-188) over 51 games in July and August...Collected the first four-hit performance of his career on 7/27 vs. West Virginia, going 4-for-5 with a double and two runs...**2013:** Spent 2013 with Danville (R) after playing 2012 in the Gulf Coast League... Led the D-Braves in runs (32), home runs (6), RBI (27) and steals (10), while tying for the team lead with four triples...**2012:** Named the GCL Player of the Month for July after hitting .262 (17-for-65) with 12 runs, three doubles, a triple and seven RBI in 23 games.

Year	Club	AVG	G	AB	R	H	2B	3B	HR	RBI	SH	SF	HP	BB	SO	SB	CS	E
2012	GCL Braves	.228	48	149	30	34	4	2	0	11	1	1	10	19	49	15	3	2
2013	Danville	.226	56	212	32	48	11	4	6	27	1	1	8	14	70	10	3	3
2014	Rome	.275	85	309	41	85	17	3	5	36	4	2	9	21	84	16	4	6
2015	Carolina	.285	128	453	72	129	22	5	9	47	5	2	11	33	129	34	12	9
2016	Mississippi	.233	64	223	29	52	7	7	6	17	5	1	6	23	85	12	6	2
<b>Minor Totals</b>		<b>.259</b>	<b>381</b>	<b>1346</b>	<b>204</b>	<b>348</b>	<b>61</b>	<b>21</b>	<b>26</b>	<b>138</b>	<b>16</b>	<b>7</b>	<b>44</b>	<b>110</b>	<b>417</b>	<b>87</b>	<b>28</b>	<b>22</b>

**LOPEZ, CARLOS** RIGHT-HANDED PITCHER

**Bats:** R **Throws:** R **Height:** 6-4 **Weight:** 175  
**Born:** 3/20/98 in Hermosillo, Mexico **Resides:** Hermosillo, Mexico  
**Obtained:** Signed by the Braves as a non-drafted free agent on February 1, 2015.  
**Signed By:** Manuel Samanigo

Year	Club	W-L	ERA	G	GS	CG	SHO	SV	IP	H	R	ER	HR	HB	BB	SO	WP	BK
2015	DSL Braves	4-1	3.64	17	1	0	0	0	29.2	27	13	12	1	5	8	33	2	0
2016	DSL Braves	0-3	1.53	10	10	0	0	0	17.2	15	8	3	0	3	14	14	1	0
<b>Minor Totals</b>		<b>4-4</b>	<b>2.85</b>	<b>27</b>	<b>11</b>	<b>0</b>	<b>0</b>	<b>0</b>	<b>47.1</b>	<b>42</b>	<b>21</b>	<b>15</b>	<b>1</b>	<b>8</b>	<b>22</b>	<b>47</b>	<b>3</b>	<b>0</b>

**LOPEZ, YOELI** *OUTFIELDER***Bats:** R**Throws:** R**Height:** 5-11**Weight:** 185**Born:** 7/31/97 in San Pedro de Macoris, DR**Resides:** Miami, FL**Obtained:** Signed by the Braves as a non-drafted free agent on August 7, 2015.**Signed By:** Matias Laureano

Year	Club	AVG	G	AB	R	H	2B	3B	HR	RBI	SH	SF	HP	BB	SO	SB	CS	E
2016	DSL Braves	.240	68	221	38	53	11	3	3	33	1	2	19	33	78	11	5	12

**LORA, EUDIS** *INFILDER***Bats:** L**Throws:** R**Height:** 6-2**Weight:** 180**Born:** 10/8/97 in Santo Domingo Esta, DR**Resides:** Santo Domingo, DR**Obtained:** Signed by the Braves as a non-drafted free agent on May 23, 2016.**Signed By:** Jonathan Cruz

Year	Club	AVG	G	AB	R	H	2B	3B	HR	RBI	SH	SF	HP	BB	SO	SB	CS	E
2016	DSL Braves	.209	57	182	14	38	6	2	1	19	0	4	3	24	40	3	3	20

**MADER, MICHAEL** *LEFT-HANDED PITCHER***Bats:** L**Throws:** L**Height:** 6-2**Weight:** 195**Born:** 2/18/94 in Houston, TX**Resides:** Marianna, FL**School:** Chipola College (FL)**Obtained:** Acquired by the Braves along with INF Anfernee Seymour from the Miami Marlins in exchange for LHP Hunter Cervenka on August 6, 2016.**Signed By:** Dave Dangler (Marlins)

**2016 Review:** Split his 2016 campaign between two organizations, combining to go 7-9 with a 3.25 ERA (48 ER/133.0 IP) between High-A Jupiter of the Marlins chain and Double-A Mississippi of the Braves...Acquired by Atlanta in a trade on 8/6 and made five starts with the M-Braves, posting an 0-3 record despite a 2.40 ERA (8 ER/30.0 IP) and 26 strikeouts...Ranked eighth among Atlanta farmhands in strikeout-to-walk ratio (4.33)...Went 6-3 and compiled a 1.95 ERA (16 ER/74.0 IP) in 15 appearances (14 starts) in his home ballpark, compared to a 1-6 mark and a 4.88 ERA (32 ER/59.0 IP) in 12 starts on the road...Surrendered one earned run or fewer in four of his five starts after joining Mississippi, and twice logged a season-best 7.0 innings...Allowed opponents to bat .247 (124-for-502) on the season, including a .242 (93-for-384) mark by right-handed batters...Fanned a career high-tying seven batters in his first start for Mississippi, tossing 6.0 scoreless innings with seven hits and one walk...**2015:** Played his first full season with Single-A Greensboro and made a team-best 27 starts, going 6-12 with a 4.73 ERA (74 ER/140.2 IP) and 86 strikeouts...Paced the Grasshoppers in wins (tied, 6), starts, innings (140.2) and strikeouts...Went 6-2 with a 1.78 ERA (15 ER/75.2 IP) in 12 starts at home, but went winless (0-10) with an 8.17 ERA (59 ER/65.0 IP) in 15 starts on the road...Opened the season with a 3-7 mark and a 5.92 ERA over his first 14 starts before going 3-5 with a 3.70 ERA and 42 strikeouts over his final 13 turns...Tossed a career-high 8.0 innings on 7/11 vs. West Virginia, yielding just three hits and one walk while fanning four...**2014:** Opened his professional career with Low-A Batavia after being a third-round selection in the 2014 First-Year Player Draft by Miami...Made 12 starts and compiled a 1-0 record with a 2.00 ERA (10 ER/45.0 IP) and 28 strikeouts...Named a Mid-Season All-Star in the New York-Penn League.

Year	Club	W-L	ERA	G	GS	CG	SHO	SV	IP	H	R	ER	HR	HB	BB	SO	WP	BK
2014	Batavia	1-0	2.00	12	12	0	0	0	45.0	31	11	10	3	5	16	28	3	1
2015	Greensboro	6-12	4.73	27	27	0	0	0	140.2	141	82	74	8	9	57	86	8	1
2016	Jupiter	7-6	3.50	22	21	0	0	0	103.0	97	43	40	5	8	34	81	5	1
	Mississippi	0-3	2.40	5	5	1	0	0	30.0	27	8	8	0	0	6	26	0	0
<b>Minor Totals</b>		<b>14-21</b>	<b>3.73</b>	<b>66</b>	<b>65</b>	<b>1</b>	<b>0</b>	<b>0</b>	<b>318.2</b>	<b>296</b>	<b>144</b>	<b>132</b>	<b>16</b>	<b>22</b>	<b>113</b>	<b>221</b>	<b>16</b>	<b>3</b>

**MAITAN, KEVIN** *INFILDER***Bats:** S**Throws:** R**Height:** 6-2**Weight:** 190**Born:** 2/12/00 in Puerto Cabello, Venezuela**Resides:** Puerto Cabello, Venezuela**Obtained:** Signed by the Braves as a non-drafted free agent on July 2, 2016.**Signed By:** Rolando Petit**Braves 2017 Prospect Ranking:** No. 3 (MLB.com); No. 7 (*Baseball America*); No. 8 (*Baseball Prospectus*).**Top 100 Prospects Lists:** No. 32 (MLB.com); No. 77 (*Baseball America*)**AMATEUR:** Tabbed by both *Baseball America* and MLB Pipeline.com as the top overall international prospect at the time of his signing.

Year	Club	AVG	G	AB	R	H	2B	3B	HR	RBI	SH	SF	HP	BB	SO	SB	CS	E
------	------	-----	---	----	---	---	----	----	----	-----	----	----	----	----	----	----	----	---

2017 Will Be First Professional Season



**MARKSBERRY, MATT** LEFT-HANDED PITCHER

**Bats:** L **Throws:** L **Height:** 6-1 **Weight:** 195  
**Born:** 8/25/90 in Cincinnati, OH **Resides:** Cincinnati, OH  
**School:** Campbell University (NC)  
**Obtained:** Selected by the Braves in the 15th round of the 2013 First-Year Player Draft.  
**Signed By:** Billy Best

**2016 Review:** Split the year between Triple-A Gwinnett, Double-A Mississippi and Atlanta in an injury-shortened season...Missed the final 58 games of the season with left rotator cuff inflammation...Allowed one run, earned, in 8.2 innings over six games with the M-Braves to open the season before the Braves recalled him to Atlanta on 4/23...Recorded two outs while allowing one run in his season debut with Atlanta on 4/23 vs. NYM...Optioned to Triple-A Gwinnett the next day...Returned to Atlanta on 6/25 until the club optioned him back to Gwinnett on 6/28...Got his final recall of the season on 7/28 before being placed on the 15-day disabled list on 7/31...Transferred to the 60-day disabled list on 9/16...Outrighted to Double-A Mississippi on 10/11...Allowed one hit in five at-bats against left-handed hitters...CLE's Jason Kipnis had the only hit, a solo home run on 6/27 at Turner Field...Thirteen of his 28 appearances with Triple-A Gwinnett were for more than 1.0 inning...Went a season-best 2.2 innings on 6/9 vs. Lehigh Valley while collecting the win in a 2-1 victory...Triple-A lefties hit .244 (11-for-45) against him with two extra-base hits (one triple and one home run)...Ranked seventh among Braves relief farmhands with a 2.32 ERA (11 ER/42.2 IP) between Mississippi and Gwinnett...**2015:** Made his Major League debut in his third professional season as he made 31 relief appearances for the Braves...Began the 2015 campaign with Single-A Carolina, joined Triple-A on 6/29, then had his contract purchased by the Major League club on 7/30...Made his Major League debut with 1.2 IP (2 H, 1 BB) on 7/31 at PHI and became the first member of the Braves' 2013 draft class to reach the majors...Had his contract selected 7/30 from Gwinnett (AAA)...Made 33 appearances (all in relief) between Single-A and Triple-A, while going 3-1 with a 2.74 ERA...Struck out 43 batters in 46.0 innings and issued just 14 walks...Made the transition to the bullpen after working predominately as a starter in his first two professional seasons...His 64 appearances were a career high...At the Major League level, held opposing left-handed hitters to a .176 (9-for-51) batting average, while righties batted .361 (13-for-36) with his two home runs allowed and nine walks...Opened his Braves career with 6.0 scoreless innings over five games, 7/31-8/7...Made eight consecutive scoreless appearances with GWN, 7/6-26 (6.0 IP, 2 K)...Allowed four of his 14 inherited runners to score and retired 18 of his 31 first batters faced...**2014:** Started the year with High-A Lynchburg before being transferred to Single-A Rome on 5/5...Combined to go 6-10 with a 3.76 ERA (48 ER/115.0 IP) between the two stops...Registered 100 strikeouts, eighth-most among all Braves farmhands...Pitched to a 5-6 record and a 2.69 ERA (22 ER/73.2 IP) over his final 13 games...**2013:** Selected by the Braves in the 13th round of the 2013 draft and made his professional debut on 6/25...Struck out 40 batters in just 33.2 innings pitched in his first professional season for Danville (R).

Year	Club	W-L	ERA	G	GS	CG	SHO	SV	IP	H	R	ER	HR	HB	BB	SO	WP	BK
2013	Danville	1-3	5.08	12	6	0	0	0	33.2	32	22	19	1	4	16	40	5	0
2014	Lynchburg	1-0	10.80	2	0	0	0	0	3.1	4	4	4	0	0	2	2	1	0
	Rome	5-10	3.55	22	22	0	0	0	111.2	100	54	44	10	3	51	98	12	0
2015	Carolina	3-1	2.78	22	0	0	0	2	35.2	22	11	11	2	2	13	35	1	0
	Gwinnett	0-0	2.61	11	0	0	0	1	10.1	10	3	3	0	0	1	8	0	0
	Atlanta	0-3	5.01	31	0	0	0	0	23.1	22	16	13	2	1	16	21	3	0
2016	Mississippi	0-0	1.04	6	0	0	0	2	8.2	3	1	1	0	0	2	7	0	0
	Atlanta	0-0	5.40	4	0	0	0	0	3.1	5	2	2	1	1	1	2	0	0
	Gwinnett	4-2	2.65	28	0	0	0	0	34.0	34	10	10	2	0	15	32	1	1
<b>Minor Totals</b>		<b>14-16</b>	<b>3.49</b>	<b>103</b>	<b>28</b>	<b>0</b>	<b>0</b>	<b>5</b>	<b>237.1</b>	<b>205</b>	<b>105</b>	<b>92</b>	<b>15</b>	<b>9</b>	<b>100</b>	<b>222</b>	<b>20</b>	<b>1</b>
<b>Major Totals</b>		<b>0-3</b>	<b>5.06</b>	<b>35</b>	<b>0</b>	<b>0</b>	<b>0</b>	<b>0</b>	<b>26.2</b>	<b>27</b>	<b>18</b>	<b>15</b>	<b>3</b>	<b>2</b>	<b>17</b>	<b>23</b>	<b>3</b>	<b>0</b>

**MARTINEZ, CARLOS** CATCHER

**Bats:** R **Throws:** R **Height:** 5-11 **Weight:** 195  
**Born:** 5/2/95 in Cartagena, Colombia **Resides:** Cartagena, Colombia  
**Obtained:** Signed by the Braves as a non-drafted free agent on July 15, 2012.  
**Signed By:** Carlos Garcia

**2016 Review:** Played his second consecutive season with Danville (R) and batted .224 (22-for-98) over 30 games...Went 2-for-5 with a double and a career-best four RBI in his first game of the season, 6/23 at Pulaski...**2015:** Made his debut with rookie-level Danville and poked the first home run of his career, going 2-for-2 with a double, a home run, two runs, two RBI and two walks on 7/8 vs. Bluefield.

Year	Club	AVG	G	AB	R	H	2B	3B	HR	RBI	SH	SF	HP	BB	SO	SB	CS	E
2013	DSL Braves	.254	44	122	19	31	5	0	0	13	2	2	6	10	7	2	0	8
2014	GCL Braves	.243	32	74	9	18	4	0	0	2	3	0	2	4	7	1	0	1
2015	Danville	.229	32	105	10	24	4	0	1	7	1	1	3	10	16	0	0	3
2016	Danville	.224	30	98	8	22	2	0	0	10	0	4	2	3	8	0	0	4
<b>Minor Totals</b>		<b>.238</b>	<b>138</b>	<b>399</b>	<b>46</b>	<b>95</b>	<b>15</b>	<b>0</b>	<b>1</b>	<b>32</b>	<b>6</b>	<b>7</b>	<b>13</b>	<b>27</b>	<b>38</b>	<b>3</b>	<b>0</b>	<b>16</b>

**MARTINEZ, JHON** LEFT-HANDED PITCHER

**Bats:** L **Throws:** L **Height:** 6-0 **Weight:** 165  
**Born:** 2/9/95 in Maracaibo, Venezuela **Resides:** Maracaibo, Venezuela  
**Obtained:** Signed by the Braves as a non-drafted free agent on July 5, 2012.  
**Signed By:** Rolando Petit

**2016 Review:** Played his first season with rookie-level Danville and went 4-6 with a 3.21 ERA (22 ER/61.2 IP) over 12 starts...Established new career bests in wins (four), starts (12), innings pitched (61.2) and strikeouts (45) while earning Danville's Pitcher of the Year honors from the organization...Paced the Danville staff with four wins...Surrendered two earned runs or fewer in 10 of his 12 starts on the season, including six outings in which he allowed one earned run or less...**2015:** Pitched to a 2.23 ERA (10 ER/40.1 IP) on the season, ninth-best among relievers in the system.

Year	Club	W-L	ERA	G	GS	CG	SHO	SV	IP	H	R	ER	HR	HB	BB	SO	WP	BK
2013	DSL Braves	1-3	4.75	17	3	0	0	0	30.1	29	19	16	0	3	31	43	3	1
2014	GCL Braves	1-1	6.14	5	3	0	0	1	14.2	14	12	10	1	1	8	15	3	3
2015	GCL Braves	1-2	2.23	10	7	1	0	0	40.1	34	16	10	2	2	8	31	1	0
2016	Danville	4-6	3.21	12	12	0	0	0	61.2	68	31	22	3	4	16	45	7	2
<b>Minor Totals</b>		<b>7-12</b>	<b>3.55</b>	<b>44</b>	<b>25</b>	<b>1</b>	<b>0</b>	<b>1</b>	<b>147.0</b>	<b>145</b>	<b>78</b>	<b>58</b>	<b>6</b>	<b>10</b>	<b>63</b>	<b>134</b>	<b>14</b>	<b>6</b>

**MATOS, BLADIMIR** RIGHT-HANDED PITCHER

**Bats:** R **Throws:** R **Height:** 6-0 **Weight:** 190  
**Born:** 1/20/94 in Vicente Noble, DR **Resides:** Vicente Noble, DR  
**Obtained:** Signed by the Braves as a non-drafted free agent on December 2, 2014.  
**Signed By:** Matias Laureano

**2016 Review:** Split his second professional campaign between Single-A Rome and rookie-level Danville, posting a 2-1 record and a 5.15 ERA (29 ER/50.2 IP) between the two clubs...Tallied a career-best three saves, notching a pair with Rome (4/26 at WV, 5/26 vs. GVL) and one with Danville (7/26 at JC)...Opened the season with Rome before transferring to Danville on 7/15...Allowed just one hit and one run over his first eight appearances (11.0 IP), before pitching to a 6.35 ERA (28 ER/39.2 IP) in his final 29 games.

Year	Club	W-L	ERA	G	GS	CG	SHO	SV	IP	H	R	ER	HR	HB	BB	SO	WP	BK
2015	GCL Braves	2-2	4.58	17	0	0	0	1	19.2	20	16	10	1	4	7	20	0	0
2016	Rome	1-1	6.43	27	0	0	0	2	35.0	31	26	25	3	6	20	33	4	1
	Danville	1-0	2.30	10	0	0	0	1	15.2	10	6	4	0	1	16	17	2	0
<b>Minor Totals</b>		<b>4-3</b>	<b>4.99</b>	<b>54</b>	<b>0</b>	<b>0</b>	<b>0</b>	<b>4</b>	<b>70.1</b>	<b>61</b>	<b>48</b>	<b>39</b>	<b>4</b>	<b>11</b>	<b>43</b>	<b>70</b>	<b>6</b>	<b>1</b>

**MCCREERY, ADAM** LEFT-HANDED PITCHER

**Bats:** L **Throws:** L **Height:** 6-9 **Weight:** 250  
**Born:** 12/31/92 in San Dimas, CA **Resides:** La Verne, CA  
**School:** Azusa Pacific University (CA)  
**Obtained:** Acquired by the Braves from the Los Angeles Angels of Anaheim in exchange for RHP Jhoulys Chacin on May 11, 2016.  
**Signed By:** Rob Wilfong (Angels)

**2016 Review:** Acquired by the Braves from the Angels on May 11 and split his first season in the organization between Single-A Rome and rookie-level Danville, posting a 2-3 record and a 4.19 ERA (16 ER/34.1 IP) between the two clubs...Earned both of his wins on the season in August, when he went 2-1 with a 0.59 ERA (1 ER/15.1 IP) over seven games.

Year	Club	W-L	ERA	G	GS	CG	SHO	SV	IP	H	R	ER	HR	HB	BB	SO	WP	BK
2014	AZL Angels	1-1	4.58	15	0	0	0	0	19.2	12	11	10	0	3	19	21	4	0
2015	AZL Angels	0-0	2.41	16	0	0	0	0	18.2	10	6	5	0	1	14	28	4	0
2016	Rome	0-3	4.60	11	0	0	0	0	15.2	18	14	8	0	1	7	14	2	0
	Danville	2-0	3.86	11	0	0	0	0	18.2	15	12	8	0	2	6	19	6	0
<b>Minor Totals</b>		<b>3-4</b>	<b>3.84</b>	<b>53</b>	<b>0</b>	<b>0</b>	<b>0</b>	<b>0</b>	<b>72.2</b>	<b>55</b>	<b>43</b>	<b>31</b>	<b>0</b>	<b>7</b>	<b>46</b>	<b>82</b>	<b>16</b>	<b>0</b>

**MCLAUGHLIN, SEAN** RIGHT-HANDED PITCHER

**Bats:** L **Throws:** R **Height:** 5-11 **Weight:** 205  
**Born:** 5/16/94 in Boston, MA **Resides:** Johns Creek, GA  
**School:** University of Georgia  
**Obtained:** Selected by the Braves in the 19th round of the 2015 First-Year Player Draft.  
**Signed By:** Justin Clark

MINOR LEAGUE PLAYERS

**2016 Review:** Played his first full season with High-A Carolina and went 4-6 with a 3.08 ERA (21 ER/61.1 IP) and seven saves over 41 appearances...Seven saves were third most on the Mudcats staff and tied for sixth most in the system, while his 41 games were tied for eighth...Tallied a 4-4 record with a 1.74 ERA (10 ER/51.2 IP) and five saves over his first 33 outings on the season, before allowing 11 earned runs over 9.2 innings (10.24 ERA) in his final eight games...Limited opponents to a .248 average, including identical .248 marks by both right-handed (30-for-121) and left-handed (27-for-109) batters...Registered a save in three straight appearances from 7/4-9, tossing 3.0 perfect frames with a pair of strikeouts...**2015:** Split his first professional season between rookie-level Danville and Single-A Rome, combining to go 0-1 with a 2.93 ERA (13 ER/40.0 IP) and 44 strikeouts...Collected five saves between the two stops, tied for eighth-most among Braves farmhands despite just 20 appearances...Drew his only start of the season in Game 2 on 8/15 vs. Lexington, and allowed two runs (one earned) over 3.2 innings with four strikeouts...Did not allow an earned run in 15 of his 20 appearances on the season...Pitched to a 1.61 ERA (4 ER/22.1 IP) in 11 games at home, compared to a 4.58 ERA (9 ER/17.2 IP) in nine outings on the road...Earned his first professional save in his second appearance, tossing 1.0 scoreless frame on 6/26 at Greenville.

Year	Club	W-L	ERA	G	GS	CG	SHO	SV	IP	H	R	ER	HR	HB	BB	SO	WP	BK
2015	Danville	0-1	4.43	11	0	0	0	3	22.1	24	11	11	1	2	8	24	2	0
	Rome	0-0	2.04	9	1	0	0	2	17.2	15	4	2	0	0	5	20	1	1
2016	Carolina	4-6	3.08	41	0	0	0	7	61.1	57	31	21	3	3	23	41	1	0
Minor Totals		4-7	3.02	61	1	0	0	12	101.1	96	46	34	4	5	36	85	4	1

**MCLEMORE, DARIEN** INFILDER

**Bats:** S                                      **Throws:** R                                      **Height:** 5-9                                      **Weight:** 195  
**Born:** 12/11/93 in Mesa, AR                                      **Resides:** Haltom, TX  
**School:** University of Texas - Arlington  
**Obtained:** Signed by the Braves as a non-drafted free agent on June 20, 2016.  
**Signed By:** Nate Dion

**2016 Review:** Appeared in 42 games between rookie-level Danville and Single-A Rome in his first professional season, combining to bat .203 (30-for-148) between the two stops...Singled in his first professional at-bat on 6/24 at Pulaski...Collected the first home run of his career on 7/23 vs. West Virginia as part of a 2-for-4 effort.

Year	Club	AVG	G	AB	R	H	2B	3B	HR	RBI	SH	SF	HP	BB	SO	SB	CS	E
2016	Danville	.161	19	62	4	10	2	0	0	5	0	0	0	10	16	0	1	2
	Rome	.233	23	86	11	20	4	0	1	4	1	0	0	4	15	2	0	5
Minor Totals		.203	42	148	15	30	6	0	1	9	1	0	0	14	31	2	1	7

**MEDLEN, KRIS** RIGHT-HANDED PITCHER

**Bats:** S                                      **Throws:** R                                      **Height:** 5-10                                      **Weight:** 190  
**Born:** 10/7/85 in Artesia, CA                                      **Resides:** Evans, GA  
**School:** Santa Ana College (CA)  
**Obtained:** Signed by the Braves as a minor-league free agent on January 24, 2017.  
**Signed By:** Tom Battista (Braves)

**2016 Review:** Went 1-0 with a 2.38 ERA (3 ER/11.1 IP) and a .211 opponents' average (8-for-38) over his first two starts before going 0-3 with a 12.46 ERA (18 ER/13.0 IP) and .373 opponents' average (22-for-59) over his next four starts...Was placed on the 15-day disabled list on 5/12 with right rotator cuff inflammation...Retired the first 15 batters on 4/29 at SEA before allowing a solo home run to lead off the sixth inning in an eventual 1-0 loss...Became the third Royal to lose despite allowing one-or-fewer hits over at least 5.0 innings, joining Kevin Appier (7/27/93 vs. TEX) and Mike Hedlund (9/2/71 at MIL)...It was his first road loss since 8/23/13 at STL (with Atlanta), snapping a streak of 13 consecutive road outings (eight starts) without a loss...Yielded a career-high nine runs (six earned) in 2.0 innings on 5/4 vs. WSH, including a six-run first inning after allowing the first six batters of the game to reach (two on errors)...**2015:** Returned to a big league mound for the first time since the 2013 season, coming back from a second "Tommy John" operation...Joined the Royals after the All-Star break, making 15 appearances and eight starts in the second half...Posted a 6-2 record with a 4.01 ERA and .252 opponents' average...Made his first appearance with the Royals on 7/20, tossing 3.1 innings of relief vs. PIT...It marked his first outing since 9/27/13, a 1-0 win over the Phillies as a member of Atlanta...Posted a 1-0 record and a 2.51 ERA (4 ER/14.1 IP) as a reliever, while he was 5-2 with a 4.50 ERA as a starting pitcher...Posted a 5-0 record and a 1.20 ERA (4 ER/30.0 IP) away from Kauffman Stadium...Held the opposition to a .214 batting average on the road, which ranked eighth in the A.L. during the second half...Went 3-0 with a 2.79 ERA in six appearances (two starts) during the month of August...Recorded a 2-0 record and a 3.52 ERA (6 ER/15.1 IP) in two starts and four appearances against A.L. East foes...Earned his first victory as a Royal on 8/18 at CIN, tossing a scoreless 12th inning before the Royals scored the winning run in the 13th in a 3-1 win...Made his first start on 8/24, tossing 6.0 innings vs. BAL in a 6-3 win...**2014:** Did not pitch after undergoing his second "Tommy John" surgery on 3/19 in Gulf Breeze, Fla., performed by Dr. James Andrews...**2013:** Was named National League Pitcher of the Month for September after going 4-0 with a 1.00 ERA and .197 opponents average in five September starts...

Finished the season with a five game winning streak (dating to 8/29) while posting an 0.84 ERA (4 ER/43.0 IP) with a .203 opponents average...Each of his last nine starts were "quality" starts (dating to 8/7)...Made his second career postseason start in Game 1 of the 2013 NLDS on 10/3 and began the game with three strikeouts (four overall) but went on to allow five runs (all earned) over 4.0+ innings while giving up nine hits and walking four as the Braves fell 6-1 to the Dodgers...**2012:** Moved to the starting rotation on 7/31 and went 9-0 with an 0.97 ERA in 12 starts...Allowed only six home runs in 138.0 IP, for a ratio of 0.39 HR per 9 IP...His HR/9 IP ratio led the majors among pitchers with at least 100 IP...Was named NL Pitcher of the Month for both August and September...August marked the first career monthly award as he posted a 4-0 record and an MLB-best 0.50 ERA (2 ER in 35.2 IP)...He fanned 35 while walking just four and held opposing hitters to a .213 batting average...In September, he went 4-0 and ranked first in the Majors with 46 strikeouts, third in the NL with 43.0 IP and third in wins...He held opponents to a .169 average and the team went 6-0 in his starts...Was the starting pitcher for 9/25's win over Miami that clinched a Braves' postseason berth...Went 8-0 with a 0.76 ERA through his first 10 starts of the season and, according to the Elias Sports Bureau, became only the second pitcher in franchise history to post an ERA under 1.00 and win at least eight games in a 10-start span...Warren Spahn went 10-0 with a 0.99 ERA in a 10-start span from 7/30-9/10/61...His 13-strikeout game on 9/14, coupled with a 12-strikeout effort against COL on 9/3, made him the first Braves pitcher since 1900 to have a pair of games with 12-or-more strikeouts in the same month...Owned a 0.83 ERA through his first five starts of the season, ranking second in Atlanta history (since 1966) in his first five starts (Buzz Capra, 0.60 ERA through his first five starts in 1974)...Tossed his first career complete-game (9.0 IP), with a shutout on 8/16 vs. SD...Posted a 1-1 record with a 2.48 ERA in 38 games out of the bullpen...Was optioned to Gwinnett (AAA) on 5/29 in order to be stretched out to a starting pitcher...Earned his first career save on 4/27 vs. PIT by tossing 3.0 scoreless IP in the 6-1 win...Started the Wild Card game against the Cardinals and suffered the loss, going 6.2 innings, allowing three hits, five runs (two earned) and no walks while striking out four in the first-ever Wild Card Game...**2011:** Spent the majority of the season on the disabled list recovering from "Tommy John" surgery (8/18/10)...Reinstated from the disabled list on 9/24 and made two Major League appearances in September...**2010:** Made 14 appearances as a starter (5-0, 3.86 ERA), 17 in relief (1-2, 3.04 ERA)...His first 12 appearances came in relief before entering the starting rotation on 5/8...Notched a career-high six-game winning streak from 5/5-7/7, spanning 13 appearances (11 starts)...Served up two homers in back-to-back starts for the first time in his career 7/7 at PHI and 7/24 at FLA...Placed on the 15-day disabled list on 8/5 after suffering a partially torn ulnar collateral ligament on 8/4 vs. NYM...Underwent successful "Tommy John" surgery performed by Dr. James Andrews on 8/18 in Birmingham, Ala...**2009:** After the All-Star break: 1-2, 2.80 ERA in 26 relief appearances (35.1 IP, 11 ER, 10 BB, 39 K, .246 opp. BA)...As a reliever he went 2-3, 3.54 ERA in 33 games, with 53 strikeouts and 19 walks...Had his contract purchased on 5/21 from Gwinnett (AAA), where he was 5-0 with a 1.19 ERA in eight appearances (six starts)...As a starter, was 4-0 with a 1.07 ERA and his last three starts were scoreless...Suffered a 9-0 loss in his Major League debut on 5/21 vs. COL...**2008:** Spent the season with Mississippi and started the year as a reliever, moved to the rotation on 6/5...Ranked by *Baseball America* as the Braves ninth-best prospect and by ESPN.com as the club's 10th-best...Tied for fifth in the Southern League with a 3.52 ERA and tied for fourth in the SL with 120 K...**2007:** Was 6-for-6 in saves with a 0.00 ERA to be named Rome's Pitcher of the Month for June...Named a SAL All-Star...**2006:** Named by *Baseball America* as 28th-best Braves prospect...Named as the Danville (R) Pitcher of the Month for August (1-0, 0.00 ERA, 6 SV, 20 K).

Year	Club	W-L	ERA	G	GS	CG	SHO	SV	IP	H	R	ER	HR	HB	BB	SO	WP	BK
2006	Danville	1-0	0.41	20	0	0	0	10	22.0	14	2	1	0	1	2	36	2	0
2007	Rome	0-1	0.87	17	0	0	0	8	20.2	13	4	2	1	0	3	33	0	0
	Myrtle Beach	2-0	1.13	18	0	0	0	2	24.0	22	7	3	1	0	7	28	0	0
	Mississippi	0-0	11.57	3	0	0	0	1	2.1	4	3	3	0	0	2	2	0	0
2008	Mississippi	7-8	3.52	36	17	0	0	1	120.1	121	47	47	8	5	27	120	3	0
2009	Gwinnett	5-0	1.19	8	6	0	0	0	37.2	20	5	5	0	0	10	44	0	1
	Atlanta	3-5	4.26	37	4	0	0	0	67.2	65	34	32	5	2	30	72	3	1
2010	Atlanta	6-2	3.68	31	14	0	0	0	107.2	108	48	44	13	3	21	83	1	1
2011	Atlanta	0-0	0.00	2	0	0	0	0	2.1	1	0	0	0	0	0	2	0	0
2012	Atlanta	10-1	1.57	50	12	2	1	1	138.0	103	26	24	6	0	23	120	3	0
	Gwinnett	0-2	4.73	3	3	0	0	0	13.1	15	7	7	2	1	6	12	1	0
2013	Atlanta	15-12	3.11	32	31	0	0	0	197.0	194	77	68	18	8	47	157	2	0
2014		Injured - Did Not Play																
2015	Northwest Arkansas	0-1	3.00	3	3	0	0	0	15.0	13	8	5	2	2	4	11	0	0
	Omaha	1-0	4.11	3	3	0	0	0	15.1	16	7	7	6	2	1	9	1	0
	Kansas City	6-2	4.01	15	8	0	0	0	58.1	56	30	26	6	2	18	40	3	0
2016	Kansas City	1-3	7.77	6	6	0	0	0	24.1	30	25	21	2	0	20	18	1	0
	Northwest Arkansas	0-1	7.20	2	2	0	0	0	5.0	9	4	4	1	0	2	8	0	0
	Omaha	0-3	8.69	8	5	0	0	0	19.2	25	20	19	9	1	7	18	0	0
	AZL Royals	0-0	0.00	1	1	0	0	0	2.0	3	0	0	0	0	0	2	0	0
Minor Totals		16-16	3.12	122	40	0	0	22	297.1	275	114	103	30	12	71	323	7	1
Major Totals		41-25	3.25	173	75	2	1	1	595.1	557	240	215	50	15	159	492	13	2

**MEJIA, DILMER** LEFT-HANDED PITCHER

**Bats:** L **Throws:** L **Height:** 5-11 **Weight:** 160  
**Born:** 7/9/97 in El Sauce, Nicaragua **Resides:** El Sauce, Nicaragua  
**Obtained:** Signed by the Braves as a non-drafted free agent on July 9, 2013.  
**Signed By:** Marvin Throneberry

**2016 Review:** Played his third consecutive campaign with the GCL Braves and went 3-1 with a 3.06 ERA (12 ER/35.1 IP) over 11 games (five starts)...Three wins were tied for second most on the GCL Braves staff and were his most since winning five games in 2014...**2015:** Played the full season with the GCL Braves and made seven appearances (two starts), going 0-3 with a 5.82 ERA (14 ER/21.2 IP)...Fanned 19 batters and walked just four in 21.2 innings...**2014:** Garnered DSL Braves Pitcher of the Year honors after going 4-1 with a 1.68 ERA (11 ER/59.0 IP) over 11 starts before a promotion to the GCL Braves on 8/13...Combined to go 5-1 with a 2.07 ERA (17 ER/74.0) between the two stops, yielding 55 hits and fanning 60...Led all Braves starting farmhands in ERA (2.07), average against (.207) and WHIP (0.95).

Year	Club	W-L	ERA	G	GS	CG	SHO	SV	IP	H	R	ER	HR	HB	BB	SO	WP	BK
2014	DSL Braves	4-1	1.68	11	11	0	0	0	59.0	40	18	11	0	1	11	52	8	0
	GCL Braves	1-0	3.60	3	3	0	0	0	15.0	15	6	6	2	0	4	8	1	0
2015	GCL Braves	0-3	5.82	7	2	0	0	0	21.2	24	15	14	2	2	4	19	3	0
2016	GCL Braves	3-1	3.06	11	5	0	0	0	35.1	39	18	12	0	5	10	29	2	1
<b>Minor Totals</b>		<b>8-5</b>	<b>2.95</b>	<b>32</b>	<b>21</b>	<b>0</b>	<b>0</b>	<b>0</b>	<b>131.0</b>	<b>118</b>	<b>57</b>	<b>43</b>	<b>4</b>	<b>8</b>	<b>29</b>	<b>108</b>	<b>14</b>	<b>1</b>

**MEJIA, LUIS** INFILDER

**Bats:** S **Throws:** R **Height:** 5-10 **Weight:** 160  
**Born:** 3/8/97 in Santo Domingo Centro, DR **Resides:** Santo Domingo Norte, DR  
**Obtained:** Signed by the Braves as a non-drafted free agent on January 26, 2015.  
**Signed By:** Matias Laureano

Year	Club	AVG	G	AB	R	H	2B	3B	HR	RBI	SH	SF	HP	BB	SO	SB	CS	E
2015	DSL Braves	.282	60	209	41	59	4	3	0	20	4	1	3	29	25	7	5	13
2016	GCL Braves	.242	35	120	14	29	2	1	0	11	4	1	0	5	18	3	1	2
<b>Minor Totals</b>		<b>.267</b>	<b>95</b>	<b>329</b>	<b>55</b>	<b>88</b>	<b>6</b>	<b>4</b>	<b>0</b>	<b>31</b>	<b>8</b>	<b>2</b>	<b>3</b>	<b>34</b>	<b>43</b>	<b>10</b>	<b>6</b>	<b>15</b>

**MENDEZ, ERISON** OUTFILDER

**Bats:** R **Throws:** R **Height:** 5-11 **Weight:** 170  
**Born:** 5/4/92 in Tamayo, DR **Resides:** Tamayo, DR  
**Obtained:** Signed by the Braves as a non-drafted free agent on February 26, 2013.  
**Signed By:** Matias Laureano

**2016 Review:** Split his fourth professional season between Single-A Rome and High-A Carolina, combining to bat .242 (59-for-244) with career bests in runs (27), hits (59), doubles (15) and home runs (1)...Appeared in just 14 games with Rome before moving to Carolina on 5/3...Raised his average .045 points - from .197 to .242 - by hitting .393 (22-for-56) over his final 17 games...Poked the first home run of his professional career on 8/20 at Wilmington, going 2-for-4 with two runs and an RBI...**2015:** Made his full-season debut with Rome (A), and established new career highs in games (70), hits (46) and doubles (8), while stroking the first triple of his career...Batted .327 (18-for-55) in 18 games before the All-Star break, compared to a .185 (28-for-151) mark in 52 games after the break...Plated three of his nine RBI on the season on 5/24 vs. Savannah, going 3-for-3 with a double in his third contest of the campaign...Tripled for the first time in his professional career on 6/21 at Lexington as part of a 1-for-4 effort.

Year	Club	AVG	G	AB	R	H	2B	3B	HR	RBI	SH	SF	HP	BB	SO	SB	CS	E
2013	DSL Braves	.212	29	104	11	22	4	0	0	7	0	2	6	6	14	4	6	5
2014	GCL Braves	.277	45	137	23	38	7	0	0	29	3	0	9	6	17	9	4	1
2015	Rome	.223	70	206	16	46	8	1	0	9	4	1	12	8	46	1	8	8
2016	Rome	.196	14	46	3	9	3	1	0	3	1	0	1	2	6	0	2	2
	Carolina	.253	66	198	24	50	12	0	1	9	8	0	11	1	38	3	4	10
<b>Minor Totals</b>		<b>.239</b>	<b>224</b>	<b>691</b>	<b>77</b>	<b>165</b>	<b>34</b>	<b>2</b>	<b>1</b>	<b>57</b>	<b>16</b>	<b>3</b>	<b>39</b>	<b>23</b>	<b>121</b>	<b>17</b>	<b>24</b>	<b>26</b>

**MENESES, JOEY** INFILDER

**Bats:** R **Throws:** R **Height:** 6-3 **Weight:** 215  
**Born:** 5/6/92 in Culiacan, Mexico **Resides:** Culiacan, Mexico  
**Obtained:** Signed by the Braves as a non-drafted free agent on May 9, 2011.  
**Signed By:** Manuel Samaniego

**2016 Review:** Appeared in a career-high 129 games between High-A Carolina and Double-A Mississippi, combining to bat .290 (135-for-465) with 47 runs, 39 extra-base hits and 46 RBI between the two clubs...Ended



the season in the Top 10 among Atlanta farmhands in hits (3rd, 135), doubles (5th, 28) and batting average (8th, .290)...Batted .342 (83-for-243) in 66 games for Carolina before being assigned to Mississippi on 6/22...Earned Carolina League Player of the Week honors for the period of 6/6-12 after going 13-for-26 (.500) with three runs, three doubles, one triple and seven RBI in six games during the week...Went 11-for-15 (.733) with five runs, six extra-base hits and 11 RBI in a three-game stretch from 6/11-13...Batted .318 (34-for-107) with a .514 slugging percentage against left-handed pitchers, while hitting .282 (101-for-358) and slugging .383 against righties...Hit in a career-high 17 straight games from 4/23-5/13, batting .450 (27-for-60) during the run...Had a trio of four-hit games, including a 4-for-5 effort with three runs, two doubles, one homer and five RBI on 6/13 at Lynchburg...The four hits tied his career high, now done six times...**2015:** Played in 113 games for High-A Carolina, batting .239 (94-for-394) with 25 extra-base hits and 41 RBI...Poked 18 doubles on the season, fourth-most among Mudcats batters and his most since collecting 21 with Rome in 2013...Strung together a 12-game hitting streak from 8/5-21, batting .306 (15-for-49) with six runs and two RBI...Plated a career high-tying four runs on 5/3 vs. Frederick, going 2-for-4 with a run and a sacrifice fly...Batted .223 (44-for-197) in 58 games prior to the All-Star break before rebounding to hit .254 (50-for-197) in 55 games during the season's second "half"...**2014:** Was limited to just 58 games with Rome (A) due to a left wrist injury, going on the disabled list 5/26 and returning to action 8/17 following a four-game rehab stint...Despite playing in 58 games, his eight home runs were third-most on the team and he paced all Rome hitters (min. 10 games) with a .495 slugging percentage...Became the second player in R-Braves history and the first since 2009 to hit for the cycle when he turned the trick on 5/10 vs. Asheville...Almost hit for a second cycle three games later on 5/13, going 3-for-4 with a triple, home run, three runs and three RBI...Compiled a .271 (35-for-129) average with eight doubles and four home runs over 46 games for Tomateros de Culiacan of the Mexican Pacific Winter League...**2013:** Played the full season with Single-A Rome, setting then-career highs in virtually every offensive statistic...Hit .325 (27-for-83) in the month of May, logging four doubles, two triples, one home run and 11 RBI in 23 games...Hit .326 (15-for-46) for Tomateros de Culiacan of the Mexican Pacific League, logging two doubles and a pair of home runs in 19 games...**2012:** Named by the organization as the GCL Braves (R) Player of the Month for August after hitting .333 in 14 games, with three doubles, two triples, and seven RBI.

Year	Club	AVG	G	AB	R	H	2B	3B	HR	RBI	SH	SF	HP	BB	SO	SB	CS	E
2011	DSL Braves	.206	19	63	5	13	0	0	0	4	0	0	0	7	14	0	0	0
2012	GCL Braves	.303	41	145	13	44	5	5	0	14	0	2	3	9	29	2	4	1
2013	Rome	.257	108	381	36	98	21	4	2	40	1	3	1	28	97	1	5	5
2014	Rome	.283	58	212	30	60	15	3	8	29	1	1	2	22	48	2	1	6
	GCL Braves	.357	4	14	3	5	2	0	0	4	0	0	0	0	0	0	0	0
2015	Carolina	.239	113	394	32	94	18	4	3	41	0	4	3	32	80	2	2	6
2016	Carolina	.342	66	243	31	83	19	1	5	31	0	1	1	24	38	2	1	5
	Mississippi	.234	63	222	16	52	9	3	2	15	1	0	2	15	40	0	0	1
Minor Totals		.268	472	1674	166	449	89	20	20	178	3	11	12	137	346	9	13	24

## MICHEL, SHEAN OUTFIELDER

**Bats:** R **Throws:** R **Height:** 5-11 **Weight:** 170  
**Born:** 9/26/97 in Willemstad, Curacao **Resides:** Willemstad, Curacao  
**Obtained:** Signed by the Braves as a non-drafted free agent on August 19, 2014.  
**Signed By:** Dargello Lodowica

**2016 Review:** Split his second professional season between the DSL Braves and the GCL Braves, combining to bat .272 (65-for-239) with 38 runs and 27 RBI in 65 games between the two clubs...Opened the season with the DSL Braves and batted .316 (48-for-152) with five doubles, five triples and 19 RBI in 39 games to garner DSL Braves Player of the Year honors from the organization...Despite the abbreviated stint, he paced the DSL Braves in triples (tied, five), was second in hits (48) and tied for third in RBI (19).

Year	Club	AVG	G	AB	R	H	2B	3B	HR	RBI	SH	SF	HP	BB	SO	SB	CS	E
2015	DSL Braves	.272	54	213	33	58	6	5	0	35	2	3	2	15	44	9	7	2
2016	DSL Braves	.316	39	152	26	48	5	5	0	19	0	4	3	15	17	9	4	3
	GCL Braves	.195	26	87	12	17	1	0	0	8	2	0	0	7	18	3	1	1
Minor Totals		.272	119	452	71	123	12	10	0	62	4	7	5	37	79	21	12	6

## MONTILLA, JOSE RIGHT-HANDED PITCHER

**Bats:** R **Throws:** R **Height:** 6-1 **Weight:** 170  
**Born:** 6/4/98 in Neyba, DR **Resides:** Neyba, DR  
**Obtained:** Signed by the Braves as a non-drafted free agent on January 10, 2017.  
**Signed By:** Roy Gomez

Year	Club	W-L	ERA	G	GS	CG	SHO	SV	IP	H	R	ER	HR	HB	BB	SO	WP	BK
2017 Will Be First Professional Season																		

**MOONEY, MARCUS** INFIELDER

**Bats:** R **Throws:** R **Height:** 5-8 **Weight:** 170  
**Born:** 1/20/94 in Loxahatchee, FL **Resides:** Loxahatchee, FL  
**School:** University of South Carolina  
**Obtained:** Selected by the Braves in the 10th round (289th overall) of the 2016 First-Year Player Draft.  
**Signed By:** Billy Best

**2016 Review:** Played his first professional campaign with rookie-level Danville after being selected by the Braves in the 10th round of the First-Year Player Draft, and batted .264 (63-for-239) with 44 runs, 14 extra-base hits and 16 RBI in 62 games...Hit by a pitch 21 times, second most among all Atlanta farmhands despite playing just 62 games, while his .356 on-base percentage was tied for the ninth-best mark in the system...Posted nearly identical averages against left-handed and right-handed pitchers, as well as in his home park and on the road -- batted .263 (15-for-57) against lefties while hitting .264 (48-for-182) versus right-handed pitchers, and hit .263 (31-for-118) at home compared to a .264 (32-for-121) mark on the road.

Year	Club	AVG	G	AB	R	H	2B	3B	HR	RBI	SH	SF	HP	BB	SO	SB	CS	E
2016	Danville	.264	62	239	44	63	13	1	0	16	3	1	21	14	25	6	4	10

**MOORE, DYLAN** INFIELDER

**Bats:** R **Throws:** R **Height:** 6-0 **Weight:** 185  
**Born:** 8/2/92 in Yorba Linda, CA **Resides:** Yorba Linda, CA  
**School:** University of Central Florida  
**Obtained:** Acquired by the Braves from the Texas Rangers as part of a three-team trade on August 24, 2016; Atlanta received INF Dylan More from Texas, along with C Matt Foley from the Miami Marlins; Miami acquired OF Jeff Francoeur and cash considerations from Atlanta; Texas received International Bonus Pool Slot No. 93 from Atlanta, along with International Bonus Pool Slots No. 37 and No. 97 from Miami.  
**Signed By:** Brett Campbell (Rangers)

**2016 Review:** Split his season between three teams and a pair of organizations, combining to bat .269 (121-for-449) with 29 doubles, 14 home runs and 63 RBI between Hickory (A) and High Desert (A+) of the Rangers chain and Carolina (A+) of the Braves...Opened his season with the Rangers before being acquired by the Braves as part of a three-team trade on 8/24...Batted .233 (51-for-219) with a .338 slugging percentage in 66 games prior to the South Atlantic League All-Star break, but rebounded to hit .304/.384/.539 in 62 games across three levels in the season's second "half"...Collected back-to-back four-hit games on 8/6 and 8/7, combining to go 8-for-11 with four runs, two doubles, three home runs and seven RBI...Recorded the first multi-homer game of his career on 8/7 vs. Racho Cucamonga, going 4-for-5 with five RBI...Appeared in 11 games with the Salt River Rafters of the Arizona Fall League following the season, and batted .317 (13-for-41) with six runs, three doubles, two homers and six RBI...**2015:** Earned Northwest League All-Star honors in his first professional season...Combined to bat .271 (65-for-240) with seven home runs and 38 RBI over 69 games between Low-A Spokane and Single-A Hickory...Saw action at all four spots on the infield...Played the bulk of his campaign with Spokane and ranked among NWL leaders in doubles (T4th, 19), home runs (T9th, 7) and RBI (T9th, 35)...Advanced to Hickory on 9/4 and batted .583 (7-for-12) with two doubles and two RBI in four games...Started all six Hickory postseason games, batting .273 (6-for-22) with two doubles and three RBI...Selected by the Rangers in the seventh round (198th overall) of the 2015 First-Year Player Draft.

Year	Club	AVG	G	AB	R	H	2B	3B	HR	RBI	SH	SF	HP	BB	SO	SB	CS	E
2015	Spokane	.254	65	228	38	58	19	1	7	35	0	1	9	31	65	13	1	9
	Hickory	.583	4	12	1	7	2	0	0	2	0	0	0	1	0	2	0	0
2016	Hickory	.244	101	340	55	83	18	3	9	45	0	3	17	54	77	37	9	8
	High Desert	.351	17	74	18	26	7	0	5	14	0	0	1	5	12	3	2	1
	Carolina	.343	10	35	4	12	4	0	0	4	0	1	1	4	6	2	0	1
<b>Minor Totals</b>		<b>.270</b>	<b>197</b>	<b>689</b>	<b>116</b>	<b>186</b>	<b>50</b>	<b>4</b>	<b>21</b>	<b>100</b>	<b>0</b>	<b>5</b>	<b>28</b>	<b>95</b>	<b>160</b>	<b>57</b>	<b>12</b>	<b>19</b>

**MOORE, NAVERY** RIGHT-HANDED PITCHER

**Bats:** R **Throws:** R **Height:** 6-2 **Weight:** 215  
**Born:** 8/10/90 in Franklin, TN **Resides:** Nashville, TN  
**School:** Vanderbilt University (TN)  
**Obtained:** Signed by the Braves as a minor-league free agent on December 16, 2016.  
**Signed By:** Hugh Buchanan

**2016 Review:** Spent the season with Southern Maryland of the independent Atlantic League, where he went 2-2 with a 4.56 ERA (27 ER/53.1 IP) and 56 strikeouts in a team high-tying 61 games...**2015:** Went 1-2 with a 2.35 ERA (12 ER/46.0 IP), 17 saves and 62 strikeouts in 38 outings with Joliet of the independent Frontier League...**2014:** Combined to make 29 appearances between Single-A Rome and High-A Lynchburg, going 1-2 with a 5.12 ERA (29 ER/51.0 IP) and 50 strikeouts...Made four relief appearances with Rome to open the season before a move to

Lynchburg on 5/12...Earned his only win of the season on 6/25 at Wilmington, tossing 3.1 innings of relief...**2013:** Made 18 appearances (17 starts) with High-A Lynchburg, logging seven wins along the way, third-most on the Club...Garnered Lynchburg's Pitcher of the Month honors after going 5-1 with a 3.44 ERA (14 ER/36.2 IP) in the month of May, tallying 24 strikeouts over six starts...Went 5-2 with a 3.50 ERA (17 ER/43.2 IP) at home, compared to a 2-5 record and an 8.54 ERA (43 ER/45.1 IP) on the road...Won five starts in a six-start span from 5/13-6/9, pitching to a 5-0 record and a 2.50 ERA...Tabbed by *Baseball America* as the 15th-best prospect in the system entering the season...**2012:** Named by the Braves as the Pitcher of the Year for Rome (A)...Honored as Rome Braves Pitcher of the Month for May after going 2-1 with a 3.25 ERA in five starts...Led the team with eight wins, tied for sixth-most in the organization...Entered 2012 rated as the 20th-best prospect in the organization by *Baseball America*...**2011:** Appeared in five games out of the bullpen for the Surprise Saguaros of the Arizona Fall League after being selected by Atlanta in the 14th round of the 2011 First-Year Player Draft.

Year	Club	W-L	ERA	G	GS	CG	SHO	SV	IP	H	R	ER	HR	HB	BB	SO	WP	BK
2012	Rome	8-3	3.86	26	13	0	0	0	102.2	83	46	44	3	4	45	84	4	1
2013	Lynchburg	7-7	6.16	18	17	0	0	0	87.2	111	64	60	8	3	31	60	7	1
2014	Rome	0-0	4.50	4	0	0	0	0	6.0	7	3	3	2	0	0	8	0	0
	Lynchburg	1-2	5.20	25	0	0	0	0	45.0	57	33	26	5	2	19	42	2	0
2015	Joliet (IND)	1-2	2.35	38	0	0	0	17	46.0	33	15	12	3	4	29	62	0	0
2016	S. Maryland (IND)	2-2	4.56	61	0	0	0	0	53.1	60	27	27	5	3	36	56	10	0
<b>Minors Totals</b>		<b>16-12</b>	<b>4.96</b>	<b>73</b>	<b>30</b>	<b>0</b>	<b>0</b>	<b>0</b>	<b>241.1</b>	<b>258</b>	<b>146</b>	<b>133</b>	<b>18</b>	<b>9</b>	<b>95</b>	<b>194</b>	<b>13</b>	<b>2</b>

\*Minor League statistical totals do not include Independent League statistics

## MOORE, STEPHEN RIGHT-HANDED PITCHER

**Bats:** R **Throws:** R **Height:** 6-2 **Weight:** 200  
**Born:** 4/28/92 in Marietta, GA **Resides:** Marietta, GA  
**School:** United States Naval Academy (MD)  
**Obtained:** Selected by the Braves in the 10th round (300th overall) of the 2015 First-Year Player Draft.  
**Signed By:** Justin Clark

**2016 Review:** Did not pitch while serving in the United States Navy...**2015:** Opened his professional career with rookie-level Danville and went 2-0 with a 1.64 ERA (4 ER/22.0 IP) in nine relief appearances...His 1.64 ERA was the third-best by a reliever in the Atlanta system...Earned the first win of his career in his second professional game by tossing 3.0 scoreless innings of relief...Placed on the military list on 7/28 to begin serving his commitment to the United States Navy...Drafted by Atlanta in the 10th round of the 2015 draft from the Naval Academy, where he made a career-high 14 starts during his senior season and went 7-3 with a 2.59 ERA (25 ER/87.0 IP) and 69 strikeouts...Ended his career at Navy walking just 50 batters in 269.2 innings for a 1.67 BB/9.0 mark, the second-lowest mark in Midshipmen history...Compiled 269.2 innings during his four years, seventh most in the program record books.

Year	Club	W-L	ERA	G	GS	CG	SHO	SV	IP	H	R	ER	HR	HB	BB	SO	WP	BK
2015	Danville	2-0	1.64	9	0	0	0	0	22.0	21	7	4	2	0	7	8	3	0
2016									Military Leave - Did Not Pitch									
<b>Minor Totals</b>		<b>2-0</b>	<b>1.64</b>	<b>9</b>	<b>0</b>	<b>0</b>	<b>0</b>	<b>0</b>	<b>22.0</b>	<b>21</b>	<b>7</b>	<b>4</b>	<b>2</b>	<b>0</b>	<b>7</b>	<b>8</b>	<b>3</b>	<b>0</b>

## MORA, LUIS RIGHT-HANDED PITCHER

**Bats:** R **Throws:** R **Height:** 6-4 **Weight:** 160  
**Born:** 6/17/95 in San Pedro De Macoris, DR **Resides:** San Pedro De Macoris, DR  
**Obtained:** Signed by the Braves as a non-drafted free agent on January 31, 2014.  
**Signed By:** Remmy Hernandez

**2016 Review:** Spent the season with rookie-level Danville and pitched to a 1-6 record with a 7.42 ERA (25 ER/30.1 IP) over 10 games (seven starts)...Earned the first win of his professional career on 7/23 vs. Princeton after allowing four hits and three runs (two earned) over 5.0 innings.

Year	Club	W-L	ERA	G	GS	CG	SHO	SV	IP	H	R	ER	HR	HB	BB	SO	WP	BK
2014	DSL Braves	0-5	10.18	19	9	0	0	0	38.0	41	49	43	2	12	42	34	9	1
2015	DSL Braves	0-3	3.80	18	14	0	0	0	45.0	32	25	19	1	10	21	42	10	0
2016	Danville	1-6	7.42	10	7	0	0	0	30.1	31	28	25	4	6	18	35	4	0
<b>Minor Totals</b>		<b>1-14</b>	<b>6.91</b>	<b>47</b>	<b>30</b>	<b>0</b>	<b>0</b>	<b>0</b>	<b>113.1</b>	<b>104</b>	<b>102</b>	<b>87</b>	<b>7</b>	<b>28</b>	<b>81</b>	<b>111</b>	<b>23</b>	<b>1</b>

## MORALES, JONATHAN CATCHER

**Bats:** R **Throws:** R **Height:** 5-11 **Weight:** 200  
**Born:** 1/29/95 in Arroyo, Puerto Rico **Resides:** Arroyo, Puerto Rico  
**School:** Miami Dade CC South (FL)  
**Obtained:** Selected by the Braves in the 25th round of the 2015 First-Year Player Draft.  
**Signed By:** Lou Sanchez

**2016 Review:** Played his first full professional season with Single-A Rome, where he batted .269 (114-for-424) with 49 runs, 25 doubles and 55 RBI over 113 games...Ended his sophomore campaign in the Top 10 among Atlanta farmhands in RBI (T6th, 55) and doubles (T8th, 25)...Batted .324 (45-for-139) over his first 35 games before a 39-game stretch in which he batted .138 (19-for-138)...Rebounded to bat .340 (50-for-147) over his final 38 games of the season...Went 8-for-26 (.308) with two runs, three doubles and one RBI in seven postseason games as Rome claimed the South Atlantic League Championship...Named a SAL Mid-Season All-Star and went 0-for-1 in the SAL All-Star Game...Went a perfect 5-for-5 with a pair of runs and an RBI on 8/13 at Hickory, the first five-hit game of his career...Caught exactly half of would-be basestealers from behind the plate, throwing out 53 of 106 runners...**2015:** Earned the GCL Braves Player of the Year honors after leading the club with a .304 (41-for-135) batting average and sitting second with 41 hits and seven home runs in his first professional season...Ended the season in the Top 10 among Braves farmhands in OPS (2nd, .889), average (T6th, .304) and home runs (T10th, 7)...Collected the first multi-homer game of his career on 8/24 vs. GCL Yankees...Caught 44% (19-of-43) of would-be base stealers and turned two double plays in 34 games (28 starts) behind the plate...Named by *Baseball America* as the "Best Late Round Pick" in Atlanta's 2015 draft class.

Year	Club	AVG	G	AB	R	H	2B	3B	HR	RBI	SH	SF	HP	BB	SO	SB	CS	E
2015	GCL Braves	.304	46	135	24	41	7	0	7	22	1	0	2	14	14	2	2	1
2016	Rome	.269	113	424	49	114	25	0	4	55	2	6	5	25	55	3	4	5
Minor Totals		.277	159	559	73	155	32	0	11	77	3	6	7	39	69	5	6	6

## MORALES, JUAN INFIELDER

**Bats:** R **Throws:** R **Height:** 6-2 **Weight:** 165  
**Born:** 11/17/98 in Caracas, Venezuela **Resides:** Los Teques, Venezuela  
**Obtained:** Signed by the Braves as a non-drafted free agent on July 6, 2015.  
**Signed By:** Rolando Petit

Year	Club	AVG	G	AB	R	H	2B	3B	HR	RBI	SH	SF	HP	BB	SO	SB	CS	E
2016	DSL Braves	.148	36	128	12	19	4	2	0	13	4	2	6	13	32	1	2	11

## MORENO, JEAN RIGHT-HANDED PITCHER

**Bats:** R **Throws:** R **Height:** 6-2 **Weight:** 175  
**Born:** 5/2/96 in Yaviza, Panama **Resides:** Meteti, Panama  
**Obtained:** Signed by the Braves as a non-drafted free agent on July 2, 2014.  
**Signed By:** Luis Ortiz

Year	Club	W-L	ERA	G	GS	CG	SHO	SV	IP	H	R	ER	HR	HB	BB	SO	WP	BK
2015	DSL Braves	0-1	5.40	10	1	0	0	0	15.0	14	10	9	0	5	9	13	2	1
2016	Injured - Did Not Play																	
Minor Totals		0-1	5.40	10	1	0	0	0	15.0	14	10	9	0	5	9	13	2	1

## MORLA, RAMON RIGHT-HANDED PITCHER

**Bats:** R **Throws:** R **Height:** 6-1 **Weight:** 170  
**Born:** 11/20/89 in Santana, San Pedro, DR **Resides:** San Pedro de Macoris, DR  
**Obtained:** Signed by the Braves as a minor-league free agent on November 10, 2016.  
**Signed By:** Patrick Guerrero (Mariners)

**2016 Review:** Made a career-high 25 appearances between High-A Bakersfield and the AZL Mariners, combining to go 2-3 with a 5.40 ERA (21 ER/35.0 IP) and 40 strikeouts...Placed on the 7-day disabled list on 5/19 and was reinstated on 7/13 following a three-game rehabilitation stint with the AZL Mariners...Earned the first win of his career in his return from the DL, tossing 1.0 perfect inning with two strikeouts on 7/14 vs. Modesto...**2015:** Appeared in only five games in relief with High-A Bakersfield after spending the majority of the season rehabbing after having "Tommy John" surgery on right elbow (4/9-26)...Made six relief appearances on a rehab assignment with the AZL Mariners, 7/28-8/22...**2014:** Began the season with Jackson before transferring to the AZL Mariners on 5/10 and converting to pitcher...Appeared in five games on the mound and tallied a 2.84 ERA (2 ER/6.1 IP) with eight strikeouts...Placed on the disabled list on 7/14 and underwent UCL surgery ("Tommy John") on his right elbow on 7/30...**2013:** Combined to bat .268 (113-for-421) and established new career bests in doubles (29), home runs (18), RBI (74) and stolen bases (12)...Began the season with High Desert, reaching base safely in 38 of 45 games...Transferred to Jackson on 6/19...**2012:** Appeared in 102 games with Clinton...Hit safely in 18 of 20 games with 12 multi-hit contests from 5/27-6/22 (.444, 36-for-81)...**2011:** Opened the season with Clinton...On the disabled list with a strained right thigh, 6/17-7/9; included three-game rehab stint with Peoria, 7/9-11...Transferred to Everett for the remainder of the season after being reinstated from DL...**2010:** Spent the season with Pulaski and was named Offensive Player of the Year by the organization...Named to the Appalachian League All-Star team...Narrowly missed the league's Triple Crown, finishing first in home runs (17), second in average (.323) and RBI (49)...Also ranked among the league leaders in runs scored (1st, 60), hits (2nd, 81), slugging percentage (2nd, .610), extra-base hits (2nd, 36), total bases (2nd, 153) and at-bats (4th, 251).

Year	Club	W-L	ERA	G	GS	CG	SHO	SV	IP	H	R	ER	HR	HB	BB	SO	WP	BK
2014	AZL Mariners	0-0	2.84	5	0	0	0	1	6.1	2	2	2	0	1	4	8	1	0
2015	AZL Mariners	0-1	6.00	6	0	0	0	0	6.0	5	4	4	0	0	5	5	2	1
	Bakersfield	0-0	1.80	5	0	0	0	0	5.0	4	1	1	0	1	2	9	0	0
2016	Bakersfield	2-3	6.10	22	0	0	0	0	31.0	30	22	21	4	6	13	32	9	1
	AZL Mariners	0-0	0.00	3	0	0	0	0	4.0	1	0	0	0	0	0	8	0	0
<b>Minor Totals</b>		<b>2-4</b>	<b>4.82</b>	<b>41</b>	<b>0</b>	<b>0</b>	<b>0</b>	<b>1</b>	<b>52.1</b>	<b>42</b>	<b>29</b>	<b>28</b>	<b>4</b>	<b>8</b>	<b>24</b>	<b>62</b>	<b>12</b>	<b>2</b>

Year	Club	AVG	G	AB	R	H	2B	3B	HR	RBI	SH	SF	HP	BB	SO	SB	CS	E
2007	DSL Mariners	.233	34	116	23	27	7	0	2	13	1	2	7	18	35	4	7	9
2008	DSL Mariners	.256	55	164	34	42	7	1	2	17	3	0	11	28	38	7	4	20
2009	AZL Mariners	.294	28	102	20	30	2	1	2	12	0	0	2	6	29	4	2	8
2010	Pulaski	.323	62	251	60	81	17	2	17	49	0	3	3	15	65	13	4	21
2011	Clinton	.170	28	106	7	18	3	3	0	7	1	2	0	4	28	5	2	5
	AZL Mariners	.250	3	12	1	3	1	0	0	1	0	0	0	0	2	1	1	0
	Everett	.263	48	179	24	47	5	2	4	21	0	3	2	18	44	10	5	18
2012	Clinton	.278	102	410	63	114	27	7	13	68	0	8	7	17	102	7	1	35
2013	High Desert	.303	45	175	32	53	17	1	10	33	0	0	1	12	48	7	1	14
	Jackson	.244	65	246	24	60	12	5	8	41	0	1	3	18	87	5	2	12
2014	Jackson	.200	26	95	6	19	3	1	1	3	0	0	1	7	27	0	0	4
<b>Minor Totals</b>		<b>.266</b>	<b>496</b>	<b>1856</b>	<b>294</b>	<b>494</b>	<b>101</b>	<b>23</b>	<b>59</b>	<b>265</b>	<b>5</b>	<b>19</b>	<b>37</b>	<b>143</b>	<b>505</b>	<b>63</b>	<b>29</b>	<b>146</b>

**MOSS, J.B.    OUTFIELDER****Bats:** R**Throws:** R**Height:** 6-0**Weight:** 195**Born:** 6/21/93 in Tyler, TX**Resides:** Tyler, TX**School:** Texas A&M University**Obtained:** Selected by the Braves in the seventh round (199th overall) of the 2016 First-Year Player Draft.**Signed By:** Darin Vaughan

**2016 Review:** Split his first professional season between rookie-level Danville and High-A Carolina after being a seventh-round selection in the 2016 First-Year Player Draft...Combined to bat .271 (46-for-170) with 26 runs, 11 doubles and 19 RBI between the two clubs...Became the first Braves farmhand drafted in 2016 to reach High-A when he was assigned to Carolina on 7/31...Batted .371 (13-for-35) with two outs and runners in scoring position, poking two doubles and driving home nine...Had three hits in his professional debut (3-for-6)...Batted .318 (83-for-261) in his senior season at Texas A&M, with 17 doubles, six homers and a team-best four triples...Scored a team-high 67 runs for the Aggies.

Year	Club	AVG	G	AB	R	H	2B	3B	HR	RBI	SH	SF	HP	BB	SO	SB	CS	E
2016	Danville	.333	24	93	18	31	7	0	1	12	3	0	0	7	19	2	2	2
	Carolina	.195	25	77	8	15	4	0	0	7	2	2	0	8	18	0	0	0
<b>Minor Totals</b>		<b>.271</b>	<b>49</b>	<b>170</b>	<b>26</b>	<b>46</b>	<b>11</b>	<b>0</b>	<b>1</b>	<b>19</b>	<b>5</b>	<b>2</b>	<b>0</b>	<b>15</b>	<b>37</b>	<b>2</b>	<b>2</b>	<b>2</b>

**MULLER, KYLE    LEFT-HANDED PITCHER****Bats:** R**Throws:** L**Height:** 6-7**Weight:** 240**Born:** 10/7/97 in Dallas, TX**Resides:** Dallas, TX**School:** Jesuit College Prep (TX)**Obtained:** Selected by the Braves in the second round (44th overall) of the 2016 First-Year Player Draft.**Signed By:** Nate Dion**Braves 2017 Prospect Ranking:** No. 17 (MLB.com); No. 17 (*Baseball America*).

**2016 Review:** Played his first professional season with the GCL Braves and earned the club's Pitcher of the Year honors after going 1-0 with a 0.65 ERA (2 ER/27.2 IP) in 10 games (9 starts)...Allowed just 14 hits and 12 walks over 27.2 innings, fanning 38...Both of the earned runs he allowed came in his second professional start, and he did not allow an earned run in his other nine appearances on the season...Earned his first professional win in his only relief appearance, tossing 3.0 scoreless innings on 8/22 at the GCL Blue Jays...Did not complete more than 3.0 innings in any of his 10 appearances, but twice fanned a season-best six batters...Closed his rookie campaign as the 11th-best prospect in the Gulf Coast League as named by *Baseball America*...Earned 2016 Gatorade National Player of the Year honors after pitching to a perfect 8-0 record with a 0.46 ERA and 133 strikeouts in 76.0 innings at Jesuit College Prep, and entered the First-Year Player Draft as the 25th-best player in the class according to *Baseball America*...Registered two no-hitters and five shutouts for the Rangers.

Year	Club	W-L	ERA	G	GS	CG	SHO	SV	IP	H	R	ER	HR	HB	BB	SO	WP	BK
2016	GCL Braves	1-0	0.65	10	9	0	0	0	27.2	14	3	2	0	0	12	38	1	0



**MURPHY, TANNER** CATCHER**Bats:** R**Throws:** R**Height:** 6-1**Weight:** 215**Born:** 2/27/95 in Poplar Bluff, MO**Resides:** Malden, MO**School:** Malden (MO) HS**Obtained:** Selected by the Braves in the fourth round (133rd overall) of the 2013 June free agent draft.**Signed By:** Terry Tripp

**2016 Review:** Played his fourth professional campaign with High-A Carolina and batted .214 (60-for-281) over 90 games...Batted .146 (20-for-137) over 42 games to open the season, but rebounded to hit .278/.399/.382 with 28 walks and just 26 strikeouts in 48 games in the season's second "half," including a .339/.442/.387 line over 21 games in August...Drew 42 walks on the season, 10th most in the Atlanta system...**2015:** Spent the full season with Single-A Rome, where he established new career highs in games (98), at-bats (337), runs (33), hits (65), doubles (17), triples (1), home runs (7) and RBI (35)...Seven home runs were second most on the team and tied for 10th most in the Atlanta farm system...**2014:** Slugged a team-leading five home runs with rookie-level Danville, where his 38 hits were tied for fourth most on the team...Walked a team-best 30 times to record a .361 OBP, the ninth-best mark among all Braves farmhands...Ended the year as the 15th-best prospect in the Appalachian League as rated by *Baseball America*...Closed the year with a .290 average (18-for-62) in August, stroking a double and two home runs over 19 games...Poked his first professional home run on 6/23 at Johnson City, part of a 1-for-4 night...**2013:** Entered 2014 as Atlanta's 21st-best prospect as labeled by *Baseball America*, as well as the "Best Defensive Player" in the Braves' 2013 draft crop.

Year	Club	AVG	G	AB	R	H	2B	3B	HR	RBI	SH	SF	HP	BB	SO	SB	CS	E
2013	GCL Braves	.227	32	97	7	22	3	0	0	8	1	2	1	12	34	5	0	0
2014	Danville	.242	50	157	21	38	8	0	5	19	0	3	1	30	38	2	1	4
2015	Rome	.193	98	337	33	65	17	1	7	35	0	4	3	38	91	0	0	5
2016	Carolina	.214	90	281	34	60	9	0	6	28	3	4	4	42	55	0	1	5
<b>Minor Totals</b>		<b>.212</b>	<b>270</b>	<b>872</b>	<b>95</b>	<b>185</b>	<b>37</b>	<b>1</b>	<b>18</b>	<b>90</b>	<b>4</b>	<b>13</b>	<b>9</b>	<b>122</b>	<b>218</b>	<b>7</b>	<b>2</b>	<b>14</b>

**MUSTELIER, RONNIER** INFILDER**Bats:** R**Throws:** R**Height:** 5-10**Weight:** 210**Born:** 8/8/84 in Santiago de Cuba, Cuba**Resides:** Miami, FL**Obtained:** Signed by the Braves as a minor-league free agent on November 25, 2015.

**2016 Review:** Played his first season in the Atlanta organization and batted .291 (124-for-426) with 49 runs, 21 doubles, four triples, five homers and 50 RBI for Gwinnett...Ranked seventh among Atlanta farmhands in average (.291)...Named an IL Mid-Season All-Star after batting .297/.357/.402 in 79 games in the season's first "half"...Ranked among IL leaders in lowest TPA/SO ratio (1st, 9.57) and batting average (13th, .291)...Posted a season-best nine-game hitting streak from 8/21-8/31, batting .378 (14-for-37, 4 2B, 2 HR, 7 R, 8 RBI) during the run...Had three last at-bat, game-winning RBI: 4/28 at TOL (15th-inning 1B), 7/21 at BUF (9th inning BB), 8/29 vs. NOR (9th inning FC)...Recorded his third career multi-homer game on 7/8 at Charlotte, going 2-for-3 and matching his season high with three RBI...Named Gwinnett's Player of the Month for June (team-best .333, 34-for-102, 6 2B, 2 3B, 9 R, 12 RBI, SB)...Set a season high with four hits (4-for-4) and matched a season high with three RBI on 6/26 vs. Charlotte...Purchased by Atlanta as the 26th man for the Fort Bragg Game on 7/3 vs. Miami, but did not make his MLB debut...**2015:** Did not compete professionally during the regular season, and made 36 appearances with La Guaira of the Venezuelan Winter League following the season...**2014:** Appeared in 13 games with Triple-A Scranton/Wilkes-Barre in the Yankees organization, batting .314 (16-for-51) with four runs, three doubles and three RBI...Combined to appear in 77 games in the Mexican League, playing 39 games with Quintana Roo and 38 contests with Laguna...Batted .351 (106-for-302) in the Mexican League between the two clubs, with 65 runs, 60 RBI and 28 extra-base hits...**2013:** In 84 games with Triple-A Scranton/W-B, batted .272 (91-for-334) with 21 doubles, seven home runs, 39 RBI and 35 runs...Batted .305 (29-for-95) against left-handed pitching...Recorded seven multi-hit performances in a span of 11 games from 5/15-27 (.389, 21-for-54)...Batted .301 (34-for-113) in August...Named International League "Batter of the Week" on 8/26 after hitting .565 (13-for-23) from 8/19-25...Hit .458 (22-for-48) during a 13-game hitting streak from 8/11-25, recording multiple hits in six consecutive games from 8/17-23...Batted .313 (5-for-16) with the GCL Yankees1 and GCL Yankees2 from 7/10-16...Following the regular season, played in 55 games with the Tomateros de Culiacan of the Mexican Pacific League and hit .276 (54-for-196) with a .392 OBP...**2012:** Combined at Scranton/W-B and Double-A Trenton to bat .314 (141-for-449) with 27 doubles, three triples, 15 home runs and 69 RBI...Began the season with Trenton, where he hit .353 (36-for-102) with six doubles, two triples, five home runs and 20 RBI in 25 games...Was named the Eastern League "Player of the Week" on 5/7 after hitting .438 (7-for-16) with four homers and eight RBI in four games, including one home run in each of those contests...Was promoted to Scranton/W-B on 5/5 and finished the year there, batting .303 (105-for-347) with 10 home runs and 49 RBI in 89 games...Following the season, played in 55 games with Culiacan of the Mexican Pacific League and hit .284 (59-for-208) with nine homers and 33 RBI...Was tabbed by MiLB.com as an Organization All-Star at the conclusion of the year...**2011:** Made his professional debut with the GCL Yankees and Single-A Tampa, and combined to bat .356 (52-for-146) with 14 doubles, three home runs and 27 RBI in 36 games.

Year	Club	AVG	G	AB	R	H	2B	3B	HR	RBI	SH	SF	HP	BB	SO	SB	CS	E
2011	GCL Yankees	.500	5	20	3	10	1	0	0	3	0	0	0	1	2	3	1	0
	Tampa	.333	31	126	20	42	13	1	3	24	1	0	1	8	15	6	1	3
2012	Trenton	.353	25	102	17	36	6	2	5	20	0	1	2	9	19	3	4	5
	Scranton/W-B	.303	89	347	51	105	21	1	10	49	1	4	7	26	49	7	2	3
2013	Scranton/W-B	.272	84	334	35	91	21	0	7	39	0	0	0	23	44	4	2	8
	GCL Yankees <sup>2</sup>	.333	1	3	1	1	0	0	0	0	0	0	0	0	1	0	0	0
2014	GCL Yankees <sup>3</sup>	.308	4	13	3	4	1	0	0	2	0	0	0	1	2	1	0	2
	Scranton/W-B	.314	13	51	4	16	3	0	0	3	0	0	0	2	9	1	0	0
2015	QuintanaRoo (MEX)	.270	39	148	30	40	8	0	7	30	3	3	5	12	18	2	0	2
	Laguna (MEX)	.429	38	154	35	66	9	1	3	30	0	2	1	18	17	11	0	10
Did Not Play																		
2016	Gwinnett	.291	117	426	49	124	21	4	5	50	1	1	2	39	49	6	1	7
<b>Mexican Totals</b>		<b>.351</b>	<b>77</b>	<b>302</b>	<b>65</b>	<b>106</b>	<b>17</b>	<b>1</b>	<b>10</b>	<b>60</b>	<b>3</b>	<b>5</b>	<b>6</b>	<b>30</b>	<b>35</b>	<b>13</b>	<b>0</b>	<b>12</b>
<b>Minor Totals</b>		<b>.302</b>	<b>369</b>	<b>1422</b>	<b>183</b>	<b>429</b>	<b>87</b>	<b>8</b>	<b>30</b>	<b>190</b>	<b>3</b>	<b>6</b>	<b>12</b>	<b>109</b>	<b>190</b>	<b>31</b>	<b>11</b>	<b>28</b>

**NAVARRO, RAYMAR** RIGHT-HANDED PITCHER

**Bats:** R      **Throws:** R      **Height:** 6-1      **Weight:** 205  
**Born:** 3/19/91 in Provincia de Holguin, Cuba      **Resides:** Port Au Prince, Haiti  
**Obtained:** Signed by the Braves as a non-drafted free agent on August 5, 2015.  
**Signed By:** Matias Laureano

**2016 Review:** Played his first professional season with High-A Carolina and posted a 5-3 record with a 5.78 ERA (43 ER/67.0 IP) and 52 strikeouts...Made 10 relief appearances to open the season before making eight consecutive starts from 5/30-7/28...Returned to the bullpen for his final 10 outings...Pitched to a 3-1 record and a 5.67 ERA (21 ER/33.1 IP) as a reliever, while going 2-2 with a 5.88 ERA (22 ER/33.2 IP) in eight starts...Allowed opponents to bat .301 (77-for-256), including a .320 (39-for-122) mark by left-handed hitters...Earned his first professional win in his second appearance, tossing 2.0 scoreless innings on 4/10 at Salem.

Year	Club	W-L	ERA	G	GS	CG	SHO	SV	IP	H	R	ER	HR	HB	BB	SO	WP	BK
2016	Carolina	5-3	5.78	28	8	0	0	0	67.0	77	49	43	5	7	31	52	8	0

**NESLONY, TYLER** OUTFIELDER

**Bats:** L      **Throws:** R      **Height:** 6-1      **Weight:** 190  
**Born:** 2/13/94 in Corpus Christi, TX      **Resides:** Corpus Christi, TX  
**School:** Texas Tech University  
**Obtained:** Selected by the Braves in the ninth round (259th overall) in the 2016 First-Year Player Draft.  
**Signed By:** Nate Dion

**2016 Review:** Split his first professional season between rookie-level Danville and Single-A Rome, combining to bat .280 (46-for-164) with 23 runs, 12 extra-base hits and 15 RBI in 46 games between the two clubs...Opened his career by batting .500 (8-for-16) with three doubles and a home run in five games for Danville before advancing to Rome on 7/9...Had seven multi-hit efforts in his first 11 professional games (17-for-41, .415)...Poked his first career home run in his fifth game, 7/7 at Bluefield (2-for-4, 2 R, 2 RBI)...Taken by the Braves in the ninth round of the First-Year Player Draft after batting .306 (72-for-235) with 53 runs, 10 home runs, 58 RBI and a team-best 22 doubles during his senior season at Texas Tech.

Year	Club	AVG	G	AB	R	H	2B	3B	HR	RBI	SH	SF	HP	BB	SO	SB	CS	E
2016	Danville	.500	5	16	5	8	3	0	1	3	0	1	3	1	3	0	1	1
	Rome	.257	41	148	18	38	6	1	1	12	0	3	3	10	29	1	2	1
<b>Minor Totals</b>		<b>.280</b>	<b>46</b>	<b>164</b>	<b>23</b>	<b>46</b>	<b>9</b>	<b>1</b>	<b>2</b>	<b>15</b>	<b>0</b>	<b>4</b>	<b>6</b>	<b>11</b>	<b>32</b>	<b>1</b>	<b>3</b>	<b>2</b>

**NESOVIC, ROBBY** INFILDER

**Bats:** R      **Throws:** R      **Height:** 6-4      **Weight:** 225  
**Born:** 3/31/94 in San Diego, CA      **Resides:** La Mesa, CA  
**School:** University of California - Santa Barbara  
**Obtained:** Selected by the Braves in the 27th round of the 2015 First-Year Player Draft.  
**Signed By:** Kevin Martin

Year	Club	AVG	G	AB	R	H	2B	3B	HR	RBI	SH	SF	HP	BB	SO	SB	CS	E
2015	GCL Braves	.242	31	99	17	24	5	0	0	7	0	1	3	19	22	6	2	6
2016	Injured - Did Not Play																	
<b>Minor Totals</b>		<b>.242</b>	<b>31</b>	<b>99</b>	<b>17</b>	<b>24</b>	<b>5</b>	<b>0</b>	<b>0</b>	<b>7</b>	<b>0</b>	<b>1</b>	<b>3</b>	<b>19</b>	<b>22</b>	<b>6</b>	<b>2</b>	<b>6</b>

**NEVAREZ, WIGBERTO** CATCHER**Bats:** R**Throws:** R**Height:** 6-3**Weight:** 230**Born:** 7/17/91 in San Juan, PR**Resides:** Toa Baja, PR**School:** Lubbock Christian University (TX)**Obtained:** Selected by the Braves in the 20th round of the 2014 First-Year Player Draft.**Signed By:** Gerald Turner

**2016 Review:** Appeared in 44 games during his second consecutive campaign with Rome (A), and batted .164 (22-for-134)...Poked his only home run of the season and tied his career high with three RBI on 6/26 vs. Charleston, going 1-for-4...Made a pair of trips to the disabled list, first from 7/31-8/10, before a second stint from 8/14 through the end of the season...**2015:** Played his first full professional season with Single-A Rome, batting .177 (31-for-175) with nine runs, six doubles, two homers and 21 RBI...Collected two hits in three at-bats with the bases loaded, driving home six...His two home runs on the season came in a span of three games, as he poked his first of the year on 5/18 vs. Charleston before also doing so on 5/22 [2] vs. Savannah...**2014:** Combined to hit .247 (23-for-93) between the GCL Braves and Danville (R), with six extra-base hits and 12 RBI...Compiled a .324 average (12-for-37) at home compared to a .196 mark (11-for-56) on the road, while hitting .308 (16-for-52) versus right-handed pitching and .171 (7-for-41) against lefties.

Year	Club	AVG	G	AB	R	H	2B	3B	HR	RBI	SH	SF	HP	BB	SO	SB	CS	E
2014	GCL Braves	.308	10	26	3	8	2	0	0	3	0	0	1	1	5	0	0	1
	Danville	.224	23	67	6	15	2	0	2	9	1	0	2	6	14	1	0	2
2015	Rome	.177	57	175	9	31	6	0	2	21	1	4	3	12	47	1	2	5
2016	Rome	.164	44	134	6	22	7	0	1	12	2	0	1	11	43	0	0	6
<b>Minor Totals</b>		<b>.189</b>	<b>134</b>	<b>402</b>	<b>24</b>	<b>76</b>	<b>17</b>	<b>0</b>	<b>5</b>	<b>45</b>	<b>4</b>	<b>4</b>	<b>7</b>	<b>30</b>	<b>109</b>	<b>2</b>	<b>2</b>	<b>14</b>

**NOGUERA, GABRIEL** LEFT-HANDED PITCHER**Bats:** L**Throws:** L**Height:** 6-2**Weight:** 175**Born:** 5/31/96 in Guarenas, Venezuela**Resides:** Guarenas, Venezuela**Obtained:** Signed by the Braves as a non-drafted free agent on May 31, 2016.**Signed By:** Rolando Petit

Year	Club	W-L	ERA	G	GS	CG	SHO	SV	IP	H	R	ER	HR	HB	BB	SO	WP	BK
2016																		

Restricted - Did Not Play

**OBREGON, OMAR** INFILDER**Bats:** S**Throws:** R**Height:** 5-10**Weight:** 170**Born:** 4/18/94 in La Trinidad, Esteli, Nicaragua**Resides:** La Trinidad, Esteli, Nicaragua**Obtained:** Signed by the Braves as a non-drafted free agent on July 2, 2011.**Signed By:** Marvin Throneberry

**2016 Review:** Played the entirety of his fifth professional season with High-A Carolina, batting .247 (77-for-312) with 41 runs, 27 RBI and a career-high 12 doubles in 87 games...Placed on the 7-day disabled list on 5/1 (left ribcage fracture) and missed 34 games before being reinstated on 6/9...Batted .280 (60-for-214) against right-handed pitching, but hit just .173 (17-for-98) versus lefties...Fell a home run short of the cycle on 4/19 vs. Salem, going 4-for-6 with a run, one double, a triple and two RBI...Poked three singles and scored a career high-tying three runs on 7/23 at Lynchburg...Compiled a .280 (45-for-161) average in 45 games at Carolina's Five County Stadium, but hit .212 (32-for-151) in 42 games on the road...**2015:** Established new career highs in games (119), runs (52), hits (121), doubles (11), RBI (51) and stolen bases (31) in his first season with Single-A Rome...Ended the season in the Top 10 among all Braves farmhands in steals (3rd, 31), hits (7th, 121) and RBI (9th, 51), while pacing Rome batters with 441 at-bats and sitting second in hits and RBI...Batted .291 (66-for-227) in 60 games after the All-Star break after opening the season hitting .257 (55-for-214) in 59 games...Compiled a .302 (71-for-235) average in 64 games at home, compared to a .243 (50-for-206) mark in 55 games on the road...Went a perfect 2-for-2 as a pinch hitter on the year, stroking a double and driving home one...Put together a 10-game hitting streak from 4/20-5/1, batting .371 (13-for-35) with nine runs and six RBI in that stretch...Tied his career high with four hits on 8/26 at Lexington with a 4-for-6 performance, scoring three runs...**2014:** Spent the year with rookie-level Danville, where he batted .297 (54-for-182) with 29 runs and 20 RBI in 58 games...Compiled a .404 average (23-for-57) against left-handed pitching, compared to a .250 mark (31-for-124) against righties...Hit .324 (23-for-71) over 25 games in the month of June, with a double and two triples.

Year	Club	AVG	G	AB	R	H	2B	3B	HR	RBI	SH	SF	HP	BB	SO	SB	CS	E
2012	DSL Braves	.269	48	93	21	25	2	0	0	5	6	0	3	21	19	7	6	9
2013	GCL Braves	.227	33	110	11	25	0	1	0	11	4	0	3	13	13	5	1	5
2014	Danville	.297	58	182	29	54	5	2	0	20	6	2	3	24	25	5	5	3
2015	Rome	.274	119	441	52	121	11	4	0	51	11	6	6	38	58	31	19	18
2016	Carolina	.247	87	312	41	77	12	4	0	27	13	3	0	24	53	12	4	12
<b>Minor Totals</b>		<b>.265</b>	<b>345</b>	<b>1138</b>	<b>154</b>	<b>302</b>	<b>30</b>	<b>11</b>	<b>0</b>	<b>114</b>	<b>40</b>	<b>11</b>	<b>15</b>	<b>120</b>	<b>168</b>	<b>60</b>	<b>35</b>	<b>47</b>

**ORDONEZ, SERGIO** CATCHER

**Bats:** R **Throws:** R **Height:** 6-0 **Weight:** 175  
**Born:** 4/21/99 in Estado Maturin, Venezuela **Resides:** Monagas, Venezuela  
**Obtained:** Signed by the Braves as a non-drafted free agent on January 30, 2017.  
**Signed By:** Jonathan Cruz

Year	Club	AVG	G	AB	R	H	2B	3B	HR	RBI	SH	SF	HP	BB	SO	SB	CS	E
2017 Will Be First Professional Season																		

**O'MALLEY, RYAN** INFILDER

**Bats:** L **Throws:** R **Height:** 6-2 **Weight:** 200  
**Born:** 2/24/93 in Park Ridge, IL **Resides:** San Jose, CA  
**School:** Sonoma State University (CA)  
**Obtained:** Selected by the Braves in the 25th round of the 2016 First-Year Player Draft.  
**Signed By:** Jim Blueberg

**2016 Review:** Made his professional debut with rookie-level Danville and batted .188 (26-for-138) with 20 runs and 19 RBI in 42 games...Eleven of his 26 hits went for extra bases, including a team-best five home runs.

Year	Club	AVG	G	AB	R	H	2B	3B	HR	RBI	SH	SF	HP	BB	SO	SB	CS	E
2016	Danville	.188	42	138	20	26	6	0	5	19	0	3	3	14	47	4	4	11

**O'NEAL, MICHAEL** LEFT-HANDED PITCHER

**Bats:** R **Throws:** L **Height:** 6-1 **Weight:** 215  
**Born:** 6/5/92 in Columbus, GA **Resides:** Columbus, GA  
**School:** Auburn University (AL)  
**Obtained:** Signed by the Braves as a non-drafted free agent on November 27, 2015.  
**Signed By:** Greg Morhardt

**2016 Review:** Split his first affiliated professional season between High-A Carolina and Double-A Mississippi, combining to go 3-4 with a 4.89 ERA (25 ER/46.0 IP) in 29 games (three starts) between the two stops... Appeared in six games with Carolina before a one-game stint with Mississippi (5/23)...Returned to Carolina for four games before a second one-game appearance with Mississippi (6/13[2]), prior to playing his last 13 games with the Mudcats...Fifteen of the earned runs he surrendered came in three combined appearances totaling 5.2 innings, while he tallied a 2.01 ERA (9 ER/40.1 IP) in his other 26 appearances...Pitched to an 0-2 record and a 10.00 ERA (10 ER/9.0 IP) in three starts, and a 3-2 mark with a 3.65 ERA (15 ER/37.0 IP) in 26 relief appearances... Earned his first professional victory on 6/5 at Frederick after 1.0 scoreless frame of relief.

Year	Club	W-L	ERA	G	GS	CG	SHO	SV	IP	H	R	ER	HR	HB	BB	SO	WP	BK
2014	Florence (IND)	2-7	7.13	11	10	0	0	0	41.2	47	35	33	7	5	23	17	2	0
2015	Gateway (IND)	0-1	43.20	1	1	0	0	0	1.2	5	8	8	0	0	5	1	0	0
2016	Carolina	3-4	5.27	27	2	0	0	0	41.0	45	28	24	2	2	16	36	10	0
	Mississippi	0-0	1.80	2	1	0	0	0	5.0	2	1	1	0	1	2	1	1	0
<b>Minor Totals</b>		<b>3-4</b>	<b>4.89</b>	<b>29</b>	<b>3</b>	<b>0</b>	<b>0</b>	<b>0</b>	<b>46.0</b>	<b>47</b>	<b>29</b>	<b>25</b>	<b>2</b>	<b>3</b>	<b>18</b>	<b>37</b>	<b>11</b>	<b>0</b>

\*Minor League statistical totals do not include Independent League statistics

**DROZCO, EVERTZ** RIGHT-HANDED PITCHER

**Bats:** R **Throws:** R **Height:** 6-5 **Weight:** 180  
**Born:** 9/16/94 in Ciudad Dario, Nicaragua **Resides:** Ciudad Dario, Nicaragua  
**Obtained:** Signed by the Braves as a non-drafted free agent on September 16, 2012.  
**Signed By:** Marvin Throneberry

**2016 Review:** Spent his fourth professional campaign with rookie-level Danville and went 1-1 with a 4.66 ERA (15 ER/29.0 IP) in 15 relief appearances...Allowed just one earned run over 15.1 innings at home (0.59 ERA), but went 1-1 with a 9.22 ERA (14 ER/13.2 IP) in nine games on the road...**2015:** Earned GCL Braves Pitcher of the Year honors after pacing the club in wins (five) and saves (three) while pitching to a 2.33 ERA (7 ER/27.0 IP) in 15 games.

Year	Club	W-L	ERA	G	GS	CG	SHO	SV	IP	H	R	ER	HR	HB	BB	SO	WP	BK
2013	DSL Braves	0-3	6.14	17	0	0	0	2	22.0	24	20	15	0	3	17	18	3	0
2014	DSL Braves	0-3	2.93	11	5	0	0	0	27.2	26	16	9	0	6	12	21	4	0
2015	GCL Braves	5-1	2.33	15	0	0	0	3	27.0	26	7	7	1	4	5	22	3	2
2016	Danville	1-1	4.66	15	0	0	0	0	29.0	33	18	15	1	4	9	19	3	0
<b>Minor Totals</b>		<b>6-8</b>	<b>3.92</b>	<b>58</b>	<b>5</b>	<b>0</b>	<b>0</b>	<b>5</b>	<b>105.2</b>	<b>109</b>	<b>61</b>	<b>46</b>	<b>2</b>	<b>17</b>	<b>43</b>	<b>80</b>	<b>13</b>	<b>2</b>

**OSUNA, RAMON** INFILDER

**Bats:** L **Throws:** R **Height:** 6-2 **Weight:** 245  
**Born:** 6/27/95 in Guadalajara, Mexico **Resides:** Mauldin, SC  
**School:** Walters State CC (TN)  
**Obtained:** Selected by the Braves in the 14th round of the 2016 First-Year Player Draft.  
**Signed By:** Dustin Evans

**2016 Review:** Drafted by Atlanta in the 14th round of the First-Year Player Draft and spent his first professional season with rookie-level Danville, where he batted .276 (45-for-163) with 16 extra-base hits and 28 RBI in 47 games to earn the D-Braves' Player of the Year honors from the organization...Batted .348 (40-for-115) in his first 33 games and ended his rookie campaign second on the D-Braves in doubles (12), homers (tied, four) and RBI (28)...Went 13-for-38 (.342) with two outs and runners in scoring position, and batted .311 (38-for-122) against right-handed pitchers on the season...Went 3-for-5 with three runs, one double and two RBI in his professional debut on 6/23 at Pulaski...Tied his season best with three hits on 7/23 vs. Princeton, with one run, one RBI and three doubles.

Year	Club	AVG	G	AB	R	H	2B	3B	HR	RBI	SH	SF	HP	BB	SO	SB	CS	E
2016	Danville	.276	47	163	17	45	12	0	4	28	0	3	0	18	54	3	1	8

**OVANDO, LUIS** INFILDER

**Bats:** R **Throws:** R **Height:** 6-1 **Weight:** 160  
**Born:** 10/29/98 in Azua, DR **Resides:** Azua, DR  
**Obtained:** Signed by the Braves as a non-drafted free agent on February 19, 2016.  
**Signed By:** Jonathan Cruz

Year	Club	AVG	G	AB	R	H	2B	3B	HR	RBI	SH	SF	HP	BB	SO	SB	CS	E
2016	DSL Braves	.263	47	175	22	46	5	5	1	15	0	1	4	16	32	7	4	17
	GCL Braves	.306	11	36	7	11	1	0	0	4	2	0	0	1	8	1	0	1
<b>Minor Totals</b>		<b>.270</b>	<b>58</b>	<b>211</b>	<b>29</b>	<b>57</b>	<b>6</b>	<b>5</b>	<b>1</b>	<b>19</b>	<b>2</b>	<b>1</b>	<b>4</b>	<b>17</b>	<b>40</b>	<b>8</b>	<b>4</b>	<b>18</b>

**PACHE, CRISTIAN** OUTFILDER

**Bats:** R **Throws:** R **Height:** 6-2 **Weight:** 185  
**Born:** 11/19/98 in Santo Domingo Centro, DR **Resides:** Santo Domingo, DR  
**Obtained:** Signed by the Braves as a non-drafted free agent on July 3, 2015.  
**Signed By:** Matias Laureano

**Braves 2017 Prospect Ranking:** No. 13 (*Baseball America*); No. 15 (MLB.com).

**2016 Review:** Appeared in 57 games between the GCL Braves and rookie-level Danville in his first professional season, batting .309 (68-for-220) with 28 runs, 11 extra-base hits and 21 RBI between the two clubs...His .309 average paced all Braves farmhands (min. 200 at-bats)...Played 27 games with the GCL Braves before advancing to Danville on 7/31...Went hitless in just six games with Danville and closed his season with hits in 10 straight games from 8/23-9/1, batting .400 (16-for-40) with four walks and a .455 OBP during the streak...Had two hits in his professional debut on 6/24 vs. the GCL Yankees East, and went 3-for-4 with two runs, a triple and one RBI in his third game (6/27 vs. GCL Pirates)...Exited the season named by *Baseball America* as the 10th-best prospect in the Gulf Coast League, and the ninth-best farmhand in the Appalachian League...Amateur: Tabbed by *Baseball America* as the No. 21 international prospect at the time of his signing.

Year	Club	AVG	G	AB	R	H	2B	3B	HR	RBI	SH	SF	HP	BB	SO	SB	CS	E
2016	GCL Braves	.283	27	106	16	30	2	4	0	11	0	1	1	6	11	7	3	2
	Danville	.333	30	114	12	38	2	3	0	10	1	0	0	7	13	4	2	4
<b>Minor Totals</b>		<b>.309</b>	<b>57</b>	<b>220</b>	<b>28</b>	<b>68</b>	<b>4</b>	<b>7</b>	<b>0</b>	<b>21</b>	<b>1</b>	<b>1</b>	<b>1</b>	<b>13</b>	<b>24</b>	<b>11</b>	<b>5</b>	<b>6</b>

**PARSONS, WES** RIGHT-HANDED PITCHER

**Bats:** R **Throws:** R **Height:** 6-5 **Weight:** 190  
**Born:** 9/6/92 in Clarksville, TN **Resides:** Clarksville, TN  
**School:** Jackson State CC (TN)  
**Obtained:** Signed by the Braves as a non-drafted free agent on July 30, 2012.  
**Signed By:** Terry Tripp

**2016 Review:** Split his 2016 campaign between three levels of the Atlanta system, combining to go 0-2 with a 3.51 ERA (26 ER/66.2 IP) in 21 games (nine starts) between High-A Carolina, the GCL Braves and Double-A Mississippi...Tossed 66.2 innings after pitching just 19.2 frames in 2015...Placed on the 7-day disabled list on 5/25 (left oblique strain) and made four rehabilitation appearances with the GCL Braves before being reinstated on 8/7...Tossed 4.0 scoreless frames in his Double-A debut on 8/7 vs. Mobile before returning to Carolina on 8/8 and making his final five appearances with the Mudcats...Went 0-2 and pitched to a 2.91 ERA (14 ER/43.1 IP)



in nine starts while posting a 4.63 ERA (12 ER/23.1 IP) without a decision in 12 relief appearances...Tossed 8.0 scoreless innings in his final start of the season, allowing just two hits and three walks with four strikeouts on 9/5 vs. Winston-Salem...**2015:** Made two stints on the disabled list that limited him to just five appearances (four starts) on the season, combining to go 2-0 with a 2.75 ERA (6 ER/19.2 IP) between the GCL Braves, Rome (A) and Carolina (High-A)...Opened the season on the disabled list with right shoulder tendinitis and returned to action on 7/16, before making another trip to the DL from 7/22 through the end of the season (right shoulder strain)...Made three rehabilitation starts with the GCL Braves and struck out 14 batters in 9.2 innings...**2014:** Entered the 2015 campaign as Atlanta's 22nd-rated prospect as ranked by *Baseball America*...Spent his second season in the organization with High-A Lynchburg, where his 23 starts and 113.1 innings were both third-most on the club...Missed nearly three weeks with right biceps tendinitis, going on the disabled list on 7/11 before being reinstated on 7/31...Went a season-high 7.0 innings on four different occasions, including a three-hit, eight-strikeout performance on 6/6, yielding just one unearned run...Ended the season on a five-game losing streak, compiling a 6.66 ERA (39 ER/52.2 IP) over his final 12 starts...**2013:** Tabbed by *Baseball America* as the Braves' 20th-best prospect entering 2014 after signing as a non-drafted free agent in 2013...Assigned to Single-A Rome, where he went 7-7 with a 2.63 ERA, second-lowest on the team among pitchers with at least 10 starts (Lucas Sims, 2.62)...Picked up a pair of Pitcher of the Month Awards, one in June (2-2, 6 G, 2.14 ERA, 8 ER, 33.2 IP, 38 K) and another in August (4-1, 5 G, 1.44 ERA, 5 ER, 31.1 IP, 28 K)...Tossed Rome's only shutout of the year on 8/4, allowing just two baserunners and striking out seven...Followed that outing with 7.0 scoreless innings on 8/9, again allowing two runners and striking out eight...Struck out a season-high nine batters on 6/30 in 6.0 scoreless innings of work...Compiled 101 strikeouts compared to just 21 free passes, good for a 4.81 SO/BB rate, tops among Rome starters.

Year	Club	W-L	ERA	G	GS	CG	SHO	SV	IP	H	R	ER	HR	HB	BB	SO	WP	BK
2013	Rome	7-7	2.63	19	19	1	1	0	109.2	91	44	32	5	9	21	101	11	1
2014	Lynchburg	4-7	5.00	23	23	0	0	0	113.1	119	73	63	10	12	34	96	9	1
2015	GCL Braves	0-0	0.93	3	2	0	0	0	9.2	7	1	1	0	0	0	14	0	0
	Rome	1-0	1.80	1	1	0	0	0	5.0	2	1	1	1	1	0	2	0	0
	Carolina	1-0	7.20	1	1	0	0	0	5.0	8	4	4	0	1	1	0	2	0
2016	Carolina	0-2	3.86	16	7	0	0	0	56.0	56	30	24	0	5	18	44	3	0
	GCL Braves	0-0	2.70	4	1	0	0	0	6.2	8	2	2	0	0	0	9	1	0
	Mississippi	0-0	0.00	1	1	0	0	0	4.0	1	0	0	0	0	2	2	0	0
Minor Totals		13-16	3.70	68	55	1	1	0	309.1	292	155	127	16	28	76	268	26	2

## PENA, YENCI INFIELDER

**Bats:** R

**Throws:** R

**Height:** 6-2

**Weight:** 175

**Born:** 7/13/00 in San Pedro De Macoris, DR

**Resides:** San Pedro De Macoris, DR

**Obtained:** Signed by the Braves as a non-drafted free agent on July 13, 2016.

**Signed By:** Jonathan Cruz

Year	Club	AVG	G	AB	R	H	2B	3B	HR	RBI	SH	SF	HP	BB	SO	SB	CS	E
2017 Will Be First Professional Season																		

## PETERSON, DAVID RIGHT-HANDED PITCHER

**Bats:** R

**Throws:** R

**Height:** 6-5

**Weight:** 225

**Born:** 1/4/90 in Walnut Creek, CA

**Resides:** Walnut Creek, CA

**School:** College of Charleston (SC)

**Obtained:** Selected by the Braves in the eighth round (269th overall) of the 2012 First-Year Player Draft.

**Signed By:** Billy Best

**2016 Review:** Appeared in a career-high 45 games between Gwinnett (AAA), Carolina (A) and Mississippi (AA), combining to go 2-5 with a 5.30 ERA (33 ER/56.0 IP) with 10 saves between the three stops...Ten saves were tied for second most among Atlanta farmhands...Made 15 appearances with Gwinnett to open the season before being assigned to Carolina on 6/1...Completed three scoreless outings for the Mudcats before moving to Mississippi on 6/14...Placed on the 7-day disabled list on 8/24 (right shoulder tendinitis) and missed eight games before returning on 9/1...Tossed 3.2 scoreless innings over three postseason appearances as Mississippi advanced to the Southern League Championship Series...**2015:** Split the season between three levels of Atlanta's system, combining to 5-0 with a 2.28 ERA (13 ER/51.1 IP) and 11 saves between High-A Carolina, Double-A Mississippi and Triple-A Gwinnett...Allowed one earned run or fewer in 36 of his 38 appearances on the season, including 28 scoreless outings...Ended the year in the Top 10 among all Braves relief farmhands in appearances (6th, 38) and saves (T3rd, 11)...Induced 74 groundouts on the season, compared to 43 flyouts and 35 strikeouts...Tied for the Carolina lead with six saves for the Mudcats, despite appearing in just 15 games for the club...Allowed right-handed batters to hit just .193 (23-for-119) against him on the season...Struck out a season-best four batters in 1.1 scoreless innings on 6/18 at Potomac, yielding one hit...Ended the year with six straight scoreless outings, tossing 7.1 innings and allowing six hits while fanning three...**2014:** Returned from "Tommy John" surgery in June and appeared in one game with the GCL Braves before joining High-A Lynchburg for

the rest of the season, combining to go 1-1 with a 4.50 ERA (16 ER/32.0 IP) between the two clubs...Totaled a 1.00 ERA over his last four appearances, allowing one run in 9.0 innings and recording the save in his last game of the year...**2013:** Pitched in five games (4 starts) with High-A Lynchburg before undergoing "Tommy John" surgery in May...Tossed 5.1 scoreless innings in his first professional start, allowing three hits and striking out five...**2012:** Went to Rome (A) after being selected in the eighth round...ERA of 1.93 was third-best on the squad.

Year	Club	W-L	ERA	G	GS	CG	SHO	SV	IP	H	R	ER	HR	HB	BB	SO	WP	BK
2012	Rome	4-1	1.93	20	0	0	0	8	28.0	21	10	6	0	1	11	23	4	1
2013	Lynchburg	0-2	2.89	5	4	0	0	0	18.2	14	6	6	2	3	7	17	2	0
2014	GCL Braves	0-0	4.50	1	0	0	0	0	2.0	2	1	1	0	0	0	3	0	0
	Lynchburg	1-1	4.50	19	0	0	0	2	30.0	39	15	15	2	2	7	29	2	0
2015	Carolina	1-0	2.82	15	0	0	0	6	22.1	24	8	7	1	2	4	18	0	0
	Mississippi	2-0	1.23	7	0	0	0	3	7.1	6	6	1	0	0	4	6	0	0
	Gwinnett	2-0	2.08	16	0	0	0	2	21.2	20	6	5	2	1	4	11	1	0
2016	Gwinnett	0-2	9.17	15	0	0	0	3	17.2	26	19	18	3	0	14	15	0	0
	Carolina	0-0	0.00	3	0	0	0	0	4.0	2	0	0	0	0	0	1	0	0
	Mississippi	2-3	3.93	27	0	0	0	7	34.1	40	18	15	0	3	10	28	2	0
<b>Minor Totals</b>		<b>12-9</b>	<b>3.58</b>	<b>128</b>	<b>4</b>	<b>0</b>	<b>0</b>	<b>31</b>	<b>186.0</b>	<b>194</b>	<b>89</b>	<b>74</b>	<b>10</b>	<b>12</b>	<b>61</b>	<b>151</b>	<b>11</b>	<b>1</b>

## PFEIFER, PHILIP LEFT-HANDED PITCHER

**Bats:** L

**Throws:** L

**Height:** 6-0

**Weight:** 190

**Born:** 7/15/92 in Knoxville, TN

**Resides:** Knoxville, TN

**School:** Vanderbilt University (TN)

**Obtained:** Acquired by the Braves along with RHP Caleb Dirks from the Los Angeles Dodgers in exchange for RHP Bud Norris, OF Dian Toscano, a player to be named later (RHP Alec Grosser) and cash considerations on June 30, 2016.

**Signed By:** Marty Lamb (Dodgers)

**2016 Review:** Split his second professional campaign between four teams and a pair of organizations, combining to go 4-1 with a 3.02 ERA (16 ER/47.2 IP) and 60 strikeouts between Great Lakes (A) and Rancho Cucamonga (A+) of the Dodgers chain and Carolina (A+) and Mississippi (AA) of the Braves...Fanned 60 batters over 47.2 innings, striking out 11.3 hitters per 9.0 frames...Limited batters to a .210 (35-for-167) average, including a .203 (12-for-59) mark by opposing lefties...Earned the first win of his career in his third outing of the season, tossing 2.0 scoreless innings with three strikeouts on 5/5 vs. Cedar Rapids...Picked up saves in back-to-back appearances on 7/6 vs. Salem and 7/10 at Potomac, fanning five over 2.2 scoreless frames...Opened the season in the Dodgers system before being acquired by Atlanta in a trade on 6/30...**2015:** Appeared in one game after being drafted by Los Angeles (NL) in the third round of the 2015 First-Year Player Draft.

Year	Club	W-L	ERA	G	GS	CG	SHO	SV	IP	H	R	ER	HR	HB	BB	SO	WP	BK
2015	Ogden	0-0	0.00	1	1	0	0	0	1.2	1	0	0	0	0	3	2	1	0
2016	Great Lakes	1-0	0.00	3	0	0	0	0	6.0	2	1	0	0	0	1	9	0	0
	R. Cucamonga	2-1	3.33	14	0	0	0	0	24.1	21	9	9	1	4	17	33	4	0
	Carolina	0-0	2.57	6	0	0	0	2	7.0	3	2	2	0	0	4	10	2	0
	Mississippi	1-0	4.35	11	0	0	0	0	10.1	9	6	5	0	0	6	8	3	0
<b>Minor Totals</b>		<b>4-1</b>	<b>2.92</b>	<b>35</b>	<b>1</b>	<b>0</b>	<b>0</b>	<b>2</b>	<b>49.1</b>	<b>36</b>	<b>18</b>	<b>16</b>	<b>1</b>	<b>4</b>	<b>31</b>	<b>62</b>	<b>10</b>	<b>0</b>

## PHILLIPS, EVAN RIGHT-HANDED PITCHER

**Bats:** R

**Throws:** R

**Height:** 6-2

**Weight:** 225

**Born:** 9/11/94 in Salisbury, MD

**Resides:** Clayton, NC

**School:** University of North Carolina - Wilmington

**Obtained:** Selected by the Braves in the 17th round of the 2015 First-Year Player Draft.

**Signed By:** Billy Best

**2016 Review:** Split the season between High-A Carolina and Double-A Mississippi, combining to go 8-4 with a 3.02 ERA (21 ER/62.2 IP) in 43 appearances between the clubs...Ended the season in the Top 10 among Atlanta farmhands in wins (T7th, 8) and saves (2nd, 10)...Limited left-handed batters to a .180 (18-for-100) average, while righties hit .262 (33-for-126)...Tallied a 6-2 record and a 1.41 ERA (6 ER/38.1 IP) in 22 games at home, but went 2-2 with a 5.55 ERA (15 ER/24.1 IP) in 21 appearances on the road...Tallied a 1.74 ERA (11 ER/57.0 IP) in his first 38 games to open the season before allowing 10 earned runs over 5.2 innings in his last five games...Picked up the win in four consecutive outings from 7/24-8/3, allowing one run in 7.2 innings with nine strikeouts...Named a Carolina League Mid-Season All-Star after posting a 2-1 record with eight saves and a 0.99 ERA in 20 games in the season's first "half"...Following the season, appeared in nine games with the Salt River Rafters of the Arizona Fall League and went 0-1 with a 4.22 ERA (5 ER/10.2 IP)...Entered 2016 with the "Best Slider" among Atlanta farmhands, as ranked by *Baseball America*...**2015:** Split his first professional season between Danville (R) and Rome (A), combining to post a 2-3 record and a 2.73 ERA (9 ER/29.2 IP) between the two stops...Fanned 37 batters in 29.2 innings for 11.2 K/9, the fifth-highest mark among Braves farmhands (min. 20.0 IP)...Led all

Danville pitchers (min. 10.0 IP) in ERA with a 0.68 mark, allowing just one run and eight hits in 13.1 innings of relief...Allowed right-handed batters to hit just .179 (10-for-56) against him, while lefties batted .239 (11-for-46)...Earned his first professional save on 8/1 vs. Augusta by tossing 1.0 scoreless inning...Picked up the first win of his career in his final appearance with Danville after going 3.0 scoreless frames with two hits and four strikeouts on 7/18 vs. Bristol.

Year	Club	W-L	ERA	G	GS	CG	SHO	SV	IP	H	R	ER	HR	HB	BB	SO	WP	BK
2015	Danville	1-1	0.68	6	0	0	0	0	13.1	8	1	1	1	0	4	17	1	0
	Rome	1-2	4.41	12	0	0	0	2	16.1	13	9	8	1	2	8	20	3	0
2016	Carolina	2-1	1.27	21	0	0	0	8	28.1	18	6	4	0	1	8	19	0	0
	Mississippi	6-3	4.46	22	0	0	0	2	34.1	33	21	17	2	1	16	43	3	0
<b>Minor Totals</b>		<b>10-7</b>	<b>2.92</b>	<b>61</b>	<b>0</b>	<b>0</b>	<b>0</b>	<b>12</b>	<b>92.1</b>	<b>72</b>	<b>37</b>	<b>30</b>	<b>4</b>	<b>4</b>	<b>36</b>	<b>99</b>	<b>7</b>	<b>0</b>

### PIKE, TYLER LEFT-HANDED PITCHER

**Bats:** L **Throws:** L **Height:** 6-0 **Weight:** 180

**Born:** 1/26/94 in Winter Haven, FL **Resides:** Sebring, FL

**School:** Winter Haven (FL) HS

**Obtained:** Acquired by the Braves as the player to be named later from the Seattle Mariners on December 9, 2016, completing a trade in which Atlanta received OF Alex Jackson from Seattle in exchange for RHP Rob Whalen and RHP Max Povse on November 28, 2016.

**Signed By:** Rob Mummau (Mariners)

**2016 Review:** Made 25 starts with Bakersfield (A+) and went 6-5 with a 4.01 ERA (56 ER/125.2 IP) and a career-best 134 strikeouts...Led all Seattle starting farmhands (min. 20 starts) with 9.6 strikeouts per 9.0 innings, while his 134 total punchouts were tied for second most in the system...Made 15 starts away from home, going 4-2 with a 2.78 ERA (24 ER/77.2 IP) and 82 strikeouts, while posting a 2-3 mark and a 6.00 ERA (32 ER/48.0 IP) in 10 starts at home...Went 4-0 in a five-start stretch from 6/18-7/11, allowing seven earned runs over 30.0 innings (2.10 ERA) with 25 strikeouts...Fanned a career-high 12 batters on 6/2 at Stockton, allowing three hits and one run over 5.0 innings...**2015:** Split the season between Double-A Jackson and High-A Bakersfield, combining to go 6-8 with a 4.31 ERA (64 ER/133.2 IP) in 28 starts...Finished among California League pitching leaders in opponents' average (4th, .255), games started (8th, 25), ERA (8th, 4.26), strikeouts (10th, 114), innings pitched (15th, 122.2) and WHIP (15th, 1.48)...Also finished among California League leaders in strikeouts per 9.0 innings among starters (4th, 8.36)...Tossed at least 6.0 innings in 11 of his 25 starts, including 10 "quality" turns...Struck out a season-high 10 batters over 6.2 innings on 7/3 at Modesto (6.2 IP, 3 H, 2 R, 2 ER, 3 BB, 10 K)...**2014:** Made 14 combined appearances between High Desert (4/5-6/18) and Jackson (6/19-8/28), pitching to a 5-8 record and a 6.44 ERA (79 ER/110.1 IP)...Went 2-0 with a 1.96 ERA (4 ER/18.1 IP) over his first four starts with High Desert...Combined with relievers Mark Bordonaro and Blake Hauser on a no-hitter as High Desert defeated Rancho Cucamonga 5-0 on 5/28 (6.0 IP, 0 H, 0 R, 0 ER, 2 BB, 8 R); marked the second no-hitter in club history and the first at Mavericks Stadium...Transferred to Jackson on 6/19...Recorded a no-decision in his Double-A debut on 6/22 at Mississippi (5.0 IP, 2 H, 0 R, 0 ER, 3 BB, 2 K, HB)...**2013:** Made 22 starts with Clinton in his sophomore campaign, and went 7-4 with a 2.37 ERA (29 ER/110.1 IP) and 90 strikeouts...Named to the 2013 Midwest League Postseason All-Star Team as the top left-handed starter...His 2.37 ERA would have led the Midwest League, but he finished less than 2.0 innings from qualifying...Limited opponents to a .194 average (73-for-377)...Finished 12th among all Mariners farmhands with 90 strikeouts...Went 6-0 with a 1.70 ERA (14 ER/74.0 IP) over 13 starts from 5/13-7/20...Was one of four LumberKings chosen to represent the Western Division in the Midwest League All-Star Game in June...**2012:** Began his professional career with the AZL Mariners after being selected by Seattle in the third round of the 2012 First-Year Player Draft...Led the league with a 1.78 ERA and a .193 opponents' batting average, while ranking second in WHIP (1.90) and fourth in strikeouts (57).

Year	Club	W-L	ERA	G	GS	CG	SHO	SV	IP	H	R	ER	HR	HB	BB	SO	WP	BK
2012	AZL Mariners	2-1	1.78	11	11	0	0	0	50.2	34	13	10	1	5	21	57	4	0
2013	Clinton	7-4	2.37	22	22	0	0	0	110.1	73	41	29	5	1	57	90	5	0
2014	High Desert	2-4	5.72	14	14	0	0	0	61.1	56	44	39	10	7	46	57	6	0
	Jackson	3-4	7.35	13	13	0	0	0	49.0	57	42	40	5	8	34	33	9	0
2015	Jackson	0-2	4.91	3	3	0	0	0	11.0	11	7	6	0	1	12	7	1	0
	Bakersfield	6-6	4.26	25	25	0	0	0	122.2	119	74	58	18	6	63	114	12	1
2016	Bakersfield	6-5	4.01	25	25	0	0	0	125.2	99	59	56	11	6	68	134	12	0
<b>Minor Totals</b>		<b>26-26</b>	<b>4.04</b>	<b>113</b>	<b>113</b>	<b>0</b>	<b>0</b>	<b>0</b>	<b>530.2</b>	<b>449</b>	<b>280</b>	<b>238</b>	<b>50</b>	<b>34</b>	<b>301</b>	<b>492</b>	<b>49</b>	<b>1</b>

### PIMENTEL, CESILIO LEFT-HANDED PITCHER

**Bats:** L **Throws:** L **Height:** 6-1 **Weight:** 215

**Born:** 1/5/93 in San Cristobal, DR **Resides:** Hitabo Nigua, DR

**Obtained:** Selected by the Braves from the Pittsburgh Pirates in the Triple-A Phase of the 2016 Rule 5 Draft on December 8, 2016.

**Signed By:** Ellis Diaz and Rene Gayo (Pirates)

MINOR LEAGUE PLAYERS

**2016 Review:** Made a career-high 29 appearances out of the bullpen for Single-A West Virginia, going 2-3 with a 2.65 ERA (15 ER/51.0 IP), 48 strikeouts and a career-best six saves...Allowed opponents to hit just .210 (38-for-181) against him, including a .205 (24-for-117) mark by right-handed batters...Limited opponents to a .186 (13-for-70) clip with runners on base...Allowed just seven hits and one run over his last 16.2 innings spanning nine games, striking out 19...**2015:** Appeared in one game for High-A Bradenton before making 21 appearances (two starts) with Low-A West Virginia, combining to go 2-3 with a 3.83 ERA (23 ER/54.0 IP) and five saves...Fanned 65 batters in 54.0 innings, striking out 10.8 batters per 9.0 innings...**2014:** Won a career-best four games in 14 appearances for rookie-level Bristol, going 4-2 with a 1.93 ERA (8 ER/37.1 IP).

Year	Club	W-L	ERA	G	GS	CG	SHO	SV	IP	H	R	ER	HR	HB	BB	SO	WP	BK
2011	DSL Pirates	1-1	2.31	7	3	0	0	0	23.1	20	11	6	0	1	7	31	1	0
2012	DSL Pirates	3-3	2.75	14	6	0	0	3	52.1	47	21	16	2	2	18	38	6	0
2013	GCL Pirates	2-3	3.97	14	6	0	0	0	34.0	27	19	15	2	0	13	30	1	0
2014	Bristol	4-2	1.93	14	0	0	0	2	37.1	25	14	8	2	3	12	31	7	0
2015	Bradenton	0-0	0.00	1	0	0	0	1	2.0	0	0	0	0	0	1	2	0	0
	West Virginia	2-3	3.98	21	2	0	0	4	52.0	46	26	23	6	5	15	63	7	0
2016	West Virginia	2-3	2.65	29	0	0	0	6	51.0	38	16	15	2	1	15	48	3	1
Minor Totals		14-15	2.96	100	17	0	0	16	252.0	203	107	83	14	12	81	243	25	1

**POKORNEY, JACKSON** *OUTFIELDER*

**Bats:** S **Throws:** R **Height:** 6-3 **Weight:** 205  
**Born:** 4/28/98 in Evansville, IN **Resides:** Evansville, IN  
**School:** Mater Dei (IN) HS  
**Obtained:** Selected by the Braves in the 29th round of the 2016 First-Year Player Draft.  
**Signed By:** Darin Blair

Year	Club	AVG	G	AB	R	H	2B	3B	HR	RBI	SH	SF	HP	BB	SO	SB	CS	E
2016	GCL Braves	.259	28	85	9	22	3	1	0	8	0	1	2	9	28	1	2	1

**POLANCO, JUAN** *RIGHT-HANDED PITCHER*

**Bats:** R **Throws:** R **Height:** 6-7 **Weight:** 200  
**Born:** 12/24/96 in Yamasa, DR **Resides:** Santo Domingo, DR  
**Obtained:** Signed by the Braves as a non-drafted free agent on September 9, 2016.  
**Signed By:** Jonathan Cruz

Year	Club	W-L	ERA	G	GS	CG	SHO	SV	IP	H	R	ER	HR	HB	BB	SO	WP	BK
2017 Will Be First Professional Season																		

**RAMOS, JEFREY** *OUTFIELDER*

**Bats:** R **Throws:** R **Height:** 6-1 **Weight:** 185  
**Born:** 2/10/99 in Bonao, DR **Resides:** Bonao, DR  
**Obtained:** Signed by the Braves as a non-drafted free agent on July 2, 2016.  
**Signed By:** Jonathan Cruz

Year	Club	AVG	G	AB	R	H	2B	3B	HR	RBI	SH	SF	HP	BB	SO	SB	CS	E
2016	DSL Braves	.230	33	126	19	29	8	1	1	12	0	2	1	9	27	3	2	3

**RANGEL, ALAN** *RIGHT-HANDED PITCHER*

**Bats:** R **Throws:** R **Height:** 6-2 **Weight:** 170  
**Born:** 8/21/97 in Hermosillo, Mexico **Resides:** Hermosillo, Mexico  
**Obtained:** Signed by the Braves as a non-drafted free agent on July 2, 2014.  
**Signed By:** Manuel Samaniego

Year	Club	W-L	ERA	G	GS	CG	SHO	SV	IP	H	R	ER	HR	HB	BB	SO	WP	BK
2015	GCL Braves	0-2	6.31	14	1	0	0	0	25.2	31	22	18	3	0	9	23	1	1
2016	GCL Braves	3-1	3.28	12	9	0	0	0	46.2	42	17	17	2	4	10	47	4	1
Minor Totals		3-3	4.35	26	10	0	0	0	72.1	73	39	35	5	4	19	70	5	2

**REYES, CHARLES** *OUTFIELDER*

**Bats:** R **Throws:** R **Height:** 6-1 **Weight:** 165  
**Born:** 9/9/99 in Santo Domingo Centro, DR **Resides:** Pimentel, DR  
**Obtained:** Signed by the Braves as a non-drafted free agent on September 22, 2016.  
**Signed By:** Jonathan Cruz

Year	Club	AVG	G	AB	R	H	2B	3B	HR	RBI	SH	SF	HP	BB	SO	SB	CS	E
2017 Will Be First Professional Season																		

**REYNOLDS, DANNY** RIGHT-HANDED PITCHER**Bats:** R**Throws:** R**Height:** 6-0**Weight:** 175**Born:** 5/2/91 in Las Vegas, NV**Resides:** Las Vegas, NV**School:** Durango (NV) HS**Obtained:** Signed by the Braves as a minor-league free agent on November 1, 2016.**Signed By:** Jeff Scholzen (Angels)

**2016 Review:** Claimed off waivers by Houston from Los Angeles (AL) on 12/23/15, and was re-claimed off waivers by Los Angeles (AL) from Houston on 4/10/16...Appeared in 22 games with Double-A Arkansas and went 1-3 with a 5.61 ERA (21 ER/33.2 IP)...Made five scoreless appearances to open the season before allowing runs in each of his next five appearances...Allowed opponents to bat just .221 (27-for-122) but issued 24 walks over 33.2 innings, pitching to a 1.515 WHIP...Released by the Angels on 6/30 and played the remainder of his season with Laredo of the independent American Association...**2015:** Pitched the 2015 season at Double-A Arkansas, appearing in 43 games and recording 10 saves...Went 2-3 with a 4.57 ERA (22 ER/43.1 IP), while recording 50 strikeouts and allowing a .213 opponents' batting average...Started the season with a 3.00 ERA (6 ER/18.0 IP) and 22 strikeouts in his first 17 appearances...Compiled a nine-game scoreless streak from 7/11-8/3, going 1-0 with five saves and 12 strikeouts in 9.1 innings during the stretch, holding opposing batters to a .065 average...Was scoreless in three Spring Training appearances with the Angels...**2014:** Spent time between High-A Inland Empire (11 games), Double-A Arkansas (30 games) and Triple-A Salt Lake (1 game), pitching strictly out of the bullpen for the first time since 2011...Went 4-2 with two saves, and owned a career-low 2.90 ERA between the three stops...Fanned 63 batters in his 62.0 innings of work...Named a Texas League Mid-season All-Star, the first All-Star nod of his career...Went 1-1 with a 2.63 ERA (4 ER/13.2 IP), 16 strikeouts and only two walks across 11 appearances in the season's first "half"...Started his season with Inland Empire, posting a 1.69 ERA (3 ER/16.0 IP) in nine appearances...Transferred to Salt Lake for one game and earned the win by pitching 2.0 scoreless innings of relief against Albuquerque on 4/29...Transferred back to Inland Empire for two more games before being assigned to Double-A Arkansas for the remainder of the season...Following the season was ranked the Angels No. 16 prospect by *Baseball America*...Was in Major League Spring Training as a non-roster invitee and made two scoreless appearances in relief...**2013:** Spent the entire season with Inland Empire (A+) and posted an 11-10 record with a 5.39 ERA, 114 strikeouts and 64 walks in 26 starts...Established a new career high with 145.1 innings of work...Led all 66ers pitchers in innings pitched and strikeouts, and tied for the club lead in victories...**2012:** Split the season between Single-A Cedar Rapids and High-A Inland Empire...Combined to go 2-6 with a 3.89 ERA (37 ER/85.2 IP) in 17 games (16 starts) with 60 punchouts and 20 walks...**2011:** Spent his entire season with rookie-level Orem, going 3-2 with nine saves and a 4.60 ERA (15 ER/29.1 IP) in 20 appearances out of the bullpen...Struck out 24 and walked five...**2010:** Made his professional debut with rookie-level Orem...Made four appearances out of the bullpen and allowed only two hits (zero runs) in his 5.0 innings of work...**2009:** Did not pitch after being selected by Los Angeles (AL) in the sixth round of the 2009 First-Year Player Draft.

Year	Club	W-L	ERA	G	GS	CG	SHO	SV	IP	H	R	ER	HR	HB	BB	SO	WP	BK
2010	Orem	0-0	0.00	4	0	0	0	0	5.0	2	0	0	0	0	1	4	0	0
2011	Orem	3-2	4.60	20	0	0	0	9	29.1	33	17	15	1	5	5	24	1	1
2012	Cedar Rapids	1-3	2.91	11	10	1	0	0	52.2	45	19	17	4	3	20	35	3	1
	Inland Empire	1-3	5.45	6	6	0	0	0	33.0	39	23	20	3	2	8	25	1	1
2013	Inland Empire	11-10	5.39	26	26	0	0	0	145.1	144	94	87	19	10	64	114	12	6
2014	Inland Empire	0-0	1.80	11	0	0	0	0	20.0	11	6	4	0	1	7	19	2	0
	Salt Lake	1-0	0.00	1	0	0	0	0	2.0	1	0	0	0	0	1	3	0	0
	Arkansas	3-2	3.60	30	0	0	0	2	40.0	42	16	16	1	3	15	41	1	0
2015	Arkansas	2-3	4.57	43	0	0	0	10	43.1	34	22	22	1	5	28	50	4	0
2016	Arkansas	1-3	5.61	22	0	0	0	0	33.2	27	21	21	2	3	24	31	8	1
	Laredo (IND)	2-0	1.69	14	0	0	0	0	16.0	9	4	3	0	5	3	27	1	0
<b>Minor Totals</b>		<b>23-26</b>	<b>4.50</b>	<b>174</b>	<b>42</b>	<b>1</b>	<b>0</b>	<b>21</b>	<b>404.1</b>	<b>378</b>	<b>218</b>	<b>202</b>	<b>31</b>	<b>32</b>	<b>173</b>	<b>346</b>	<b>32</b>	<b>10</b>

\*Minor League statistical totals do not include Independent League statistics

**RICE, ZACH** LEFT-HANDED PITCHER**Bats:** L**Throws:** L**Height:** 6-3**Weight:** 205**Born:** 10/15/95 in Norfolk, VA**Resides:** Suffolk, VA**School:** University of North Carolina**Obtained:** Selected by the Braves in the 18th round of the 2016 First-Year Player Draft.**Signed By:** Billy Best

**2016 Review:** Made his professional debut with rookie-level Danville and went 2-1 with an 8.66 ERA (17 ER/17.2 IP) over 15 appearances...Earned the save in his debut on 6/24 at Pulaski, tossing 1.0 scoreless frame with two walks and two strikeouts...Collected his first professional win in his second appearance after 1.1 scoreless innings of work on 6/27 at Princeton.

Year	Club	W-L	ERA	G	GS	CG	SHO	SV	IP	H	R	ER	HR	HB	BB	SO	WP	BK
2016	Danville	2-1	8.66	15	0	0	0	1	17.2	22	19	17	2	3	18	20	2	0



**RICHARDSON, DAVID** RIGHT-HANDED PITCHER**Bats:** R**Throws:** R**Height:** 5-11**Weight:** 195**Born:** 1/31/91 in Tampa, FL**Resides:** Tampa, FL**School:** Hillsborough CC (FL)**Obtained:** Signed by the Braves as a minor-league free agent on December 6, 2016.**Signed By:** John Martin (Orioles)

**2016 Review:** Combined to make 27 appearances (15 starts) between High-A Frederick and Double-A Bowie, going 4-6 with a 4.34 ERA (45 ER/93.1 IP) and one save...Established new career bests in wins (4), games (27), starts (12), innings (93.1) and strikeouts (85)...Tallied a 2-5 record and a 3.91 ERA (30 ER/69.0 IP) in 15 starts while going 2-1 with a 5.55 ERA (15 ER/24.1 IP) in 12 relief appearances...Tossed 7.0 scoreless innings on 8/24 vs. Winston-Salem to earn his fourth and final win of the season...Also threw 7.0 scoreless on 7/8 vs. Winston-Salem, allowing three hits and three walks to earn the win...Made nine appearances with Frederick to open the season before a six-game stint with Bowie from 6/5-7/2...Returned to Frederick on 7/3 and made his final 12 appearances with the Keys. **2015:** Appeared in 13 games with the GCL Orioles during two rehabilitation assignments while on Single-A Delmarva's 60-day disabled list...Logged a nine-game scoreless streak (10.2 IP), holding opponents to a .121 batting average from 7/3-8/22...Posted a season-high 2.0 hitless innings and earned the win on 7/10 vs. the GCL Rays...Struck out a season-high three batters (1.0 IP) on 8/7 vs. the GCL Rays...Held left-handed hitters to a .190 (4-for-21) average and righties to a .194 (6-for-31) mark. **2014:** Made 18 relief appearances with Delmarva (A), pitching to a 1.95 ERA (7 ER/32.1 IP) and collecting one save...Logged a five-game scoreless stretch (9.1 IP) from 4/24-5/12...Struck out a season-high three in each of his last two outings...Posted a 1.42 ERA (3 ER/19.0 IP) over 10 home appearances...Pitched to a 2.16 ERA (4 ER/16.2 IP) from the eighth inning on... **2013:** Split the season between Short Season-A Aberdeen and Single-A Delmarva, combining to go 2-2 with a 7.34 ERA (25 ER/30.2 IP) in 18 games (two starts) between the clubs...Began the year with Aberdeen, starting games for the club in his first two appearances...Made six relief appearances with the IronBirds, owning a 2-0 record with two saves and a 1.50 ERA (2 ER/12.0 IP)...Appeared in his first game for the Shorebirds, 7/17...Earned his first save with the club, 8/2... **2012:** Finished second on Aberdeen in games started (12) and strikeouts (54)...Pitched out of the bullpen in his first three games and did not allow an earned run in 6.0 innings of work as a reliever, striking out eight...Went 3-4 with a 6.18 ERA (38 ER/55.1 IP) in 12 games as a starter.

Year	Club	W-L	ERA	G	GS	CG	SHO	SV	IP	H	R	ER	HR	HB	BB	SO	WP	BK
2010	GCL Orioles	0-2	10.80	13	0	0	0	1	11.2	12	15	14	0	1	20	14	2	0
2011	GCL Orioles	2-1	1.69	12	0	0	0	0	16.0	7	4	3	0	3	13	13	0	1
2012	Aberdeen	3-4	5.58	15	12	0	0	0	61.1	63	45	38	3	5	37	54	9	0
2013	Aberdeen	2-1	6.38	8	2	0	0	2	18.1	20	13	13	0	3	7	16	2	0
	Delmarva	0-1	8.76	10	0	0	0	3	12.1	19	14	12	0	1	8	12	1	0
2014	Delmarva	0-0	1.95	18	0	0	0	1	32.1	24	8	7	2	0	11	24	4	0
2015	GCL Orioles	2-1	1.23	13	2	0	0	0	14.2	10	4	2	0	1	9	13	3	0
2016	Frederick	4-6	4.13	21	13	0	0	0	80.2	89	42	37	4	7	27	70	13	0
	Bowie	0-0	5.68	6	2	0	0	1	12.2	16	8	8	2	2	7	15	1	0
<b>Minor Totals</b>		<b>13-16</b>	<b>4.64</b>	<b>116</b>	<b>31</b>	<b>0</b>	<b>0</b>	<b>8</b>	<b>260.0</b>	<b>260</b>	<b>153</b>	<b>134</b>	<b>11</b>	<b>23</b>	<b>139</b>	<b>231</b>	<b>35</b>	<b>1</b>

**RILEY, AUSTIN** INFILDER**Bats:** R**Throws:** R**Height:** 6-3**Weight:** 230**Born:** 4/2/97 in Memphis, TN**Resides:** Hernando, MS**School:** DeSoto Central (MS) HS**Obtained:** Selected by the Braves in Competitive Balance Round A (41st overall) of the 2015 First-Year Player Draft.**Signed By:** Don Thomas**Braves 2017 Prospect Ranking:** No. 11 (*Baseball America*); No. 13 (MLB.com).

**2016 Review:** Played his first full professional season with Single-A Rome and batted .271 (134-for-495) with 68 runs, 61 extra-base hits and 80 RBI in 129 games to earn Rome's Player of the Year honors from the organization...Ended the season pacing all Atlanta farmhands in home runs (20), doubles (39) and total bases (237), while sitting in the Top 10 in RBI (2nd, 80), slugging percentage (3rd, .479), OPS (3rd, .803), runs (T3rd, 68) and hits (4th, 134)...Finished second in the South Atlantic League in home runs and doubles, and third in RBI...Opened his sophomore campaign batting just .229 (38-for-166) with a .280 OBP and .367 slugging percentage in his first 43 games before rebounding to bat .292/.346/.535 over his final 86 contests...Fourteen of his 20 homers on the season came in his final 45 games, during which he poked 15 doubles and slugged .632 with 43 RBI...Closed his season on a 19-game hitting streak, batting .361 (26-for-72) with 13 extra-base hits and 20 RBI from 8/16-9/5...Batted .315 (23-for-73) against left-handed pitching, compared to a .263 (11-for-42) mark against righties...Drove home eight runners in seven postseason games, going 6-for-26 (.231) with four runs, two doubles, two homers and three walks as Rome won the South Atlantic League Championship...Collected the first multi-homer game of his career on 8/12 at Hickory, going 2-for-3 with two walks and a pair of solo shots...Posted 36 multi-hit games, including eight three-hit efforts...Fell a triple short of the cycle on 8/11 at

Hickory, going 3-for-4 with two runs, one double, a homer and three RBI...**2015:** Tabbed by *Baseball America* as Atlanta's No. 8 prospect entering 2016, as well as the "Best Power Hitter" in the system...He was also named by the publication as the "Best Pure Hitter," "Best Power Hitter," "Best Athlete" and as having the "Best Pro Debut" among the Braves 2015 draft class...Split his first professional season between the GCL Braves and rookie-level Danville after being selected by Atlanta with the 41st overall pick in the 2015 June free agent draft...Was named the Danville Braves Player of the Year by the organization after batting .351 (39-for-111) with five home runs and 19 RBI in 30 games with the club, and he combined to bat .304 (66-for-217) with 12 home runs and 40 RBI in 60 games between the two stops...Led the GCL Braves with seven home runs at the time of his move to Danville, where he proceeded to lead Danville with five homers in 111 at-bats...Paced all Atlanta farmhands with a .933 OPS, while 12 home runs on the season were tied for second-most in the system, despite playing in just 60 games...Also finished in the Top 10 among Braves prospects in average (T6th, .304)...Opened his professional career batting .077 (2-for-26) with 12 strikeouts in his first eight games, before hitting .335 (64-for-191) in his remaining 52 contests on the season...Posted a .544 slugging percentage, tops among Braves farmhands (min. 25 at-bats)...Named by *Baseball America* as the second-best prospect in the Appalachian League, as well as the 10th-best prospect in the Gulf Coast League at the season's conclusion.

Year	Club	AVG	G	AB	R	H	2B	3B	HR	RBI	SH	SF	HP	BB	SO	SB	CS	E
2015	GCL Braves	.255	30	106	18	27	5	0	7	21	0	2	1	12	37	2	1	7
	Danville	.351	30	111	18	39	9	1	5	19	0	1	5	14	28	0	1	9
2016	Rome	.271	129	495	68	132	39	2	20	80	0	6	3	39	147	3	3	30
Minor Totals		.278	189	712	104	198	53	3	32	120	0	9	9	65	212	5	5	46

### RODRIGUEZ, KELVIN LEFT-HANDED PITCHER

**Bats:** L **Throws:** L **Height:** 6-5 **Weight:** 195  
**Born:** 12/31/93 in Santo Domingo Centro, DR **Resides:** Santo Domingo, DR  
**Obtained:** Signed by the Braves as a non-drafted free agent on November 21, 2014.  
**Signed By:** Matias Laureano

Year	Club	W-L	ERA	G	GS	CG	SHO	SV	IP	H	R	ER	HR	HB	BB	SO	WP	BK
2015	GCL Braves	2-1	2.63	15	0	0	0	0	24.0	26	14	7	1	1	9	18	2	1
2016	DSL Braves	3-2	2.60	17	6	0	0	2	52.0	55	19	15	1	2	6	33	2	3
Minor Totals		5-3	2.61	32	6	0	0	2	76.0	81	33	22	2	3	15	51	4	4

### RODRIGUEZ, RICARDO CATCHER

**Bats:** R **Throws:** R **Height:** 5-10 **Weight:** 175  
**Born:** 12/20/97 in Porlamar, Venezuela **Resides:** Pampatar, Venezuela  
**Obtained:** Acquired by the Braves along with RHP Casey Kelly from the San Diego Padres in exchange for C Christian Bethancourt on December 10, 2015.

Year	Club	AVG	G	AB	R	H	2B	3B	HR	RBI	SH	SF	HP	BB	SO	SB	CS	E
2015	AZL Padres	.222	2	9	3	2	1	0	0	1	0	0	1	0	2	0	0	2
	DSL Padres	.270	28	100	15	27	5	0	2	14	0	1	3	8	11	1	0	6
2016	GCL Braves	.225	29	80	9	18	4	0	0	7	0	1	2	5	10	0	0	0
Minor Totals		.249	59	189	27	47	10	0	2	22	0	2	6	13	23	1	0	8

### RODRIGUEZ, RICHARD INFILDER

**Bats:** R **Throws:** R **Height:** 5-11 **Weight:** 170  
**Born:** 10/3/92 in Margarita, Venezuela **Resides:** Margarita, Venezuela  
**Obtained:** Acquired by the Braves from the San Francisco Giants in exchange for INF Gordon Beckham on September 27, 2016.

**2016 Review:** Appeared in 36 games with High-A San Jose, batting .174 (19-for-109) with nine runs...Appeared in one game with Triple-A Sacramento on 6/6 and singled in his only at-bat...Acquired by the Braves from the Giants in exchange for infielder Gordon Beckham on 9/27...**2015:** Split the season between Low-A Salem-Keizer and Single-A Augusta, combining to bat .285 (37-for-130) with five extra-base hits, six runs and seven RBI in 36 games...Hit .330 (32-for-97) in 26 games for the GreenJackets.

Year	Club	AVG	G	AB	R	H	2B	3B	HR	RBI	SH	SF	HP	BB	SO	SB	CS	E
2011	DSL Giants	.121	34	58	12	7	0	0	0	2	2	0	1	10	13	6	3	7
2012	DSL Giants	.248	50	157	29	39	5	0	0	10	2	0	1	12	20	14	5	13
2013	DSL Giants	.227	43	119	20	27	0	1	0	9	2	0	1	20	18	7	4	8
2014	DSL Giants	.352	64	247	55	87	8	0	0	37	1	3	0	40	25	14	11	12
2015	Salem-Keizer	.152	10	33	2	5	1	0	0	2	0	0	0	1	6	0	2	2
	Augusta	.330	26	97	4	32	3	1	0	5	0	0	0	2	17	0	1	7
2016	San Jose	.174	36	109	9	19	1	0	0	3	2	1	0	5	21	2	0	5
	Sacramento	1.000	1	1	0	1	0	0	0	0	0	0	0	0	0	0	0	0
Minor Totals		.264	264	821	131	217	18	2	0	68	9	4	3	90	120	43	26	54

**ROJAS JR., MEL** **OUTFIELDER****Bats:** S**Throws:** R**Height:** 6-3**Weight:** 200**Born:** 5/24/90 in Indianapolis, IN**Resides:** Santo Domingo, DR**School:** Wabash Valley College (IL)**Obtained:** Acquired by the Braves from the Pittsburgh Pirates in exchange for cash considerations on May 8, 2016.**Signed By:** Anthony Wycklendt (Pirates)

**2016 Review:** Split the season between three clubs and a pair of organizations, combining to bat .253 (96-for-379) with 43 runs, 20 doubles, six triples, 12 home runs and 46 RBI between Indianapolis (AAA) of the Pirates system and Mississippi (AA) and Gwinnett (AAA) of the Braves...Ended the season in the Top 10 among Atlanta farmhands in home runs (T3rd, 12), slugging percentage (4th, .445) and OPS (8th, .775)...In the regular season, ranked among IL leaders in triples (T4th, 6)...After joining Gwinnett on 6/21, batted .270 (62-for-230, 11 2B, 5 3B, 10 HR, 27 R, 34 RBI, 9 SB) in 64 games...Named Gwinnett's Player of the Month for July (.333, 31-for-93, 5 2B, 3B, 7 HR, 13 R, 19 RBI, 5 SB in 26 G)...On 7/7 at Charlotte, became the first player in Gwinnett history to homer from both sides of plate (3-for-6, career-high 2 HR, 5 RBI)...In his first game with G-Braves on 6/21, poked a walk-off RBI triple in the 12th for an 8-7 win over Indianapolis...On 9/9 vs. Columbus, fell a home run shy of the cycle, notching a Gwinnett playoff record four hits (4-for-5, 2B, 3B, 3 R, 2 RBI, SB)...Assigned to Gwinnett on 6/21 after batting .244 (30-for-123, 8 2B, 2 HR, 15 R, 9 RBI, 3 SB) in 35 games with Mississippi...Acquired by Atlanta via trade with Pittsburgh in exchange for cash considerations on 5/9 and assigned to Double-A Mississippi...Began the 2016 season with Indianapolis, hitting .154 (4-for-26, 2B, 3B, R, 3 RBI) in 12 games...**2015:** Split the season between Triple-A Indianapolis and Double-A Altoona, batting .259 (96-for-370) with 35 runs, 23 extra-base hits and 30 RBI in 118 games between the clubs...Batted .312 (24-for-77) with two outs and homers in scoring position, driving in 11...Put together a .273 (72-for-264) average against right-handed pitching with all four triples and both home runs, while batting .226 (24-for-106) against lefties...**2014:** Hit .288 (126-for-437) with 19 doubles, five triples, 10 home runs and 66 RBI in 130 minor-league games...Set career highs in hits, homers and RBI...Finished fourth among Pirates farmhands in batting average, tied for second in RBI and tied for second in games played...Hit .330 (38-for-115) in 31 games with Altoona during the month of May...Went 1-for-3 with a walk in his Triple-A debut on 5/31 vs. Scranton-Wilkes Barre...Hit safely in 10 straight games from 6/3-12...Reached base safely in 60 of his 77 Triple-A games...Ranked second among Indianapolis outfielders in assists (eight), including five at home plate...Hit .254 (33-for-130) with 10 doubles, one triple, 12 RBI and 17 runs scored in 41 games while playing for Tigres del Licey in the Dominican Winter League...**2013:** Played the full season with Double-A Altoona, batting .274 (122-for-446) with a career-best 28 doubles...Hit 20 points better after the All-Star break, batting .286/.328/.423 compared to a .266/.334/.402 mark in the season's first "half"...Batted .304 with a .347 on-base percentage when leading off an inning...**2012:** Appeared in 130 games for High-A Bradenton, batting .245 (122-for-497)...Led all Pittsburgh farmhands in games played...**2011:** Played his first full professional campaign with Single-A West Virginia and hit .246 (125-for-508) with 66 runs and 23 stolen bases...**2010:** Selected by the Pirates in the third round of the 2010 First-Year Player Draft and assigned to Low-A State College.

Year	Club	AVG	G	AB	R	H	2B	3B	HR	RBI	SH	SF	HP	BB	SO	SB	CS	E
2010	State College	.207	43	164	19	34	7	0	0	14	1	0	3	21	42	7	3	1
2011	West Virginia	.246	131	508	66	125	16	7	5	46	6	1	3	46	119	23	14	5
2012	Bradenton	.245	130	497	61	122	12	12	6	51	4	3	7	35	107	16	8	4
2013	Altoona	.274	120	446	57	122	28	9	5	41	5	4	3	38	100	14	8	1
2014	Altoona	.303	53	195	26	59	11	1	5	36	1	0	1	23	34	6	4	1
	Indianapolis	.277	77	242	35	67	8	4	5	30	2	2	2	32	62	5	3	4
2015	Indianapolis	.263	52	156	14	41	6	0	0	11	1	0	0	9	37	3	1	8
	Altoona	.257	66	214	21	55	11	4	2	19	2	3	2	27	51	6	3	2
2016	Indianapolis	.154	12	26	1	4	1	1	0	3	0	0	0	2	7	0	1	0
	Mississippi	.244	35	123	15	30	8	0	2	9	2	1	0	9	33	3	1	0
	Gwinnett	.270	64	230	27	62	11	5	10	34	0	2	0	29	49	9	2	3
<b>Minor Totals</b>		<b>.257</b>	<b>783</b>	<b>2801</b>	<b>342</b>	<b>721</b>	<b>119</b>	<b>43</b>	<b>40</b>	<b>294</b>	<b>24</b>	<b>16</b>	<b>21</b>	<b>271</b>	<b>641</b>	<b>92</b>	<b>48</b>	<b>29</b>

**ROJAS, LUIDEMID** **INFIELDER****Bats:** S**Throws:** R**Height:** 5-11**Weight:** 170**Born:** 5/4/99 in Maturin, Venezuela**Resides:** Bolivar, Venezuela**Obtained:** Signed by the Braves as a non-drafted free agent on July 2, 2016.**Signed By:** Rolando Petit

Year	Club	AVG	G	AB	R	H	2B	3B	HR	RBI	SH	SF	HP	BB	SO	SB	CS	E
2017 Will Be First Professional Season																		

**ROJAS, ROMER** *OUTFIELDER*

**Bats:** R **Throws:** R **Height:** 6-1 **Weight:** 180  
**Born:** 1/8/98 in Santo Domingo Este, DR **Resides:** Santo Domingo, DR  
**Obtained:** Signed by the Braves as a non-drafted free agent on December 11, 2015.  
**Signed By:** Jonathan Cruz

Year	Club	AVG	G	AB	R	H	2B	3B	HR	RBI	SH	SF	HP	BB	SO	SB	CS	E
2016	DSL Braves	.174	36	109	10	19	5	2	0	9	0	2	2	10	34	4	0	1

**RONEY, BRADLEY** *RIGHT-HANDED PITCHER*

**Bats:** R **Throws:** R **Height:** 6-2 **Weight:** 185  
**Born:** 9/1/92 in Montgomery, AL **Resides:** Wetumpka, AL  
**School:** University of Southern Mississippi  
**Obtained:** Selected by the Braves in the eighth round (253rd overall) of the 2014 June free agent draft.  
**Signed By:** Don Thomas

**2016 Review:** Split his third professional campaign between Double-A Mississippi and Triple-A Gwinnett, combining to go 4-0 with a 3.33 ERA (25 ER/67.2 IP), six saves and 88 strikeouts...Ended the year in the Top 10 among Atlanta farmhands (min. 30.0 IP) in strikeouts per 9.0 innings (5th, 11.7), saves (T7th, 6) and hits per 9.0 innings (T9th, 6.8)...Appeared in 17 games with Mississippi to open the season before transferring to Gwinnett on 6/1...Allowed four runs in 1.0 innings in his Triple-A debut and three runs in 1.1 frames in his final outing of the season, but tallied a 2.30 ERA (11 ER/43.0 IP) in his 25 other outings with the G-Braves...Fanned a career-best seven batters in 3.0 scoreless innings on 8/21 vs. Rochester...**2015:** Pitched at three levels over the course of his first full season, combining to go 3-1 with a 2.98 ERA (16 ER/48.1 IP) and 11 saves in 33 appearances between Rome (A), Danville (R) and Carolina (A+)...Fanned 13.0 batters per 9.0 innings, tops among all Braves farmhands (min. 25.0 IP), while 11 saves tied him for third most in the system...Opened the year with Rome and allowed just seven hits in 24.1 innings, but issued 23 walks with 35 strikeouts...Permitted opponents to hit just .110 (17-for-155) against him on the season, including an .081 (8-for-99) mark by righties and a .161 (9-for-56) average by left-handed hitters...Recorded at least two strikeouts in 23 of his 33 appearances on the season, including a season-best five punchouts in 2.0 scoreless innings on 6/28 at Greenville...**2014:** Finished nine games for Danville (R), second-most on the club, while fanning 13.7 batters per 9.0 innings (34 K/22.1 IP)...Picked up his first professional save on 7/25 at Bluefield, tossing 2.0 scoreless innings and striking out four...Allowed opponents to hit just .184 (14-for-76) against him on the season...Appeared in 18 games for the D-Braves, tied for second-most among all relievers.

Year	Club	W-L	ERA	G	GS	CG	SHO	SV	IP	H	R	ER	HR	HB	BB	SO	WP	BK
2014	Danville	2-3	4.03	18	0	0	0	1	22.1	14	13	10	1	0	20	34	1	0
2015	Rome	1-0	4.07	16	0	0	0	4	24.1	7	11	11	0	4	23	35	1	1
	Danville	0-0	0.00	2	0	0	0	1	3.1	0	0	0	0	0	1	7	1	0
	Carolina	2-1	2.18	15	0	0	0	6	20.2	10	7	5	0	2	11	28	4	0
2016	Mississippi	1-0	2.82	17	0	0	0	2	22.1	17	8	7	1	4	16	33	4	0
	Gwinnett	3-0	3.57	27	0	0	0	4	45.1	34	18	18	3	2	39	55	3	0
<b>Minor Totals</b>		<b>9-4</b>	<b>3.32</b>	<b>95</b>	<b>0</b>	<b>0</b>	<b>0</b>	<b>18</b>	<b>138.1</b>	<b>82</b>	<b>57</b>	<b>51</b>	<b>5</b>	<b>12</b>	<b>110</b>	<b>192</b>	<b>14</b>	<b>1</b>

**ROWLAND, MATT** *RIGHT-HANDED PITCHER*

**Bats:** R **Throws:** R **Height:** 6-5 **Weight:** 175  
**Born:** 2/7/98 in St. Petersburg, FL **Resides:** Marietta, GA  
**School:** Pope (GA) HS  
**Obtained:** Selected by the Braves in the 11th round of the 2016 First-Year Player Draft.  
**Signed By:** Dustin Evans

Year	Club	W-L	ERA	G	GS	CG	SHO	SV	IP	H	R	ER	HR	HB	BB	SO	WP	BK
2016	Injured - Did Not Play																	

**SALAZAR, ALEJANDRO** *INFILDER*

**Bats:** R **Throws:** R **Height:** 6-0 **Weight:** 170  
**Born:** 10/5/96 in Cabimas, Venezuela **Resides:** Maracaibo, Venezuela  
**Obtained:** Signed by the Braves as a non-drafted free agent on July 2, 2013.  
**Signed By:** Rolando Petit

**2016 Review:** Split his third professional campaign between Single-A Rome and the GCL Braves, combining to bat .278 (88-for-317) in 89 games between the two clubs...Slowed by a pair of trips to the disabled list, first from 7/17-30 (left hamstring strain), before a second trip from 7/31-8/27 (left hamstring strain)...Made a two-game rehab stint with the GCL Braves from 8/23-27...Batted .284 (78-for-275) with all nine of his extra-base hits against right-handed pitchers while hitting just .238 (10-for-42) against lefties...Tied his career high with four hits

## MINOR LEAGUE PLAYERS

on 5/15 at Hickory, going 4-for-10 with a run and one RBI...**2015:** Played his first season with the GCL Braves and paced the club in runs (36), hits (55), triples (tied, 2) and RBI (28), while his .284 average was second-best on the club (min. 100 at-bats)...**2014:** Named the DSL Braves Player of the Year after leading the team in games (66) and hits (73), while tying for the team lead in runs (35) and triples (4), tying for second in RBI (28) and ending the year third in batting average (.303, 73-for-241).

Year	Club	AVG	G	AB	R	H	2B	3B	HR	RBI	SH	SF	HP	BB	SO	SB	CS	E
2014	DSL Braves	.303	66	241	35	73	3	4	1	28	3	3	2	19	41	6	3	19
2015	GCL Braves	.284	51	194	36	55	5	2	2	25	3	1	1	20	32	8	3	15
2016	Rome	.279	87	312	32	87	8	1	0	29	8	3	1	12	62	6	7	14
	GCL Braves	.200	2	5	2	1	0	0	0	0	0	0	0	2	1	0	0	0
Minor Totals		.287	206	752	105	216	16	7	3	82	14	7	4	53	136	20	13	48

**SALAZAR, CARLOS** RIGHT-HANDED PITCHER

**Bats:** R **Throws:** R **Height:** 6-0 **Weight:** 230

**Born:** 11/23/1994 in Guasave, Mexico

**Resides:** Kerman, CA

**School:** Kerman (CA) HS

**Obtained:** Selected by the Braves in the third round (102nd overall) of the 2013 First-Year Player Draft.

**Signed By:** Brett Evert

**2016 Review:** Appeared in a career-high 39 games for High-A Carolina, going 3-4 with a 4.06 ERA (23 ER/51.0 IP) and 72 strikeouts...Allowed 6.4 hits per 9.0 innings, the seventh-best rate among Atlanta farmhands, while his 12.7 strikeouts per 9.0 innings were second best (min. 30.0 IP)...Allowed opponents to bat just .198 (36-for-182), but issued 58 walks in 51.0 innings as opponents logged a .395 on-base percentage...Pitched to a 0.95 ERA (2 ER/19.0 IP) from April through May and logged a 2.25 ERA (3 ER/12.0 IP) from August through September, but was touched for an 8.10 ERA (18 ER/20.0 IP) over 16 games in June and July...Earned his only save in his penultimate outing, tossing 1.0 scoreless inning on 8/31 vs. Wilmington...**2015:** Pitched exclusively in relief between Single-A Rome and High-A Carolina, and established new career bests in games (33) and ERA (2.70, 17 ER/56.2 IP) while earning his first professional save...Allowed opponents to hit just .155 (30-for-193) against him on the season, but issued 50 walks in 56.2 innings for a 1.412 WHIP...Opened the year with Rome and pitched to a 2.23 ERA (11 ER/44.1 IP) before transferring to Carolina on 7/22...Went 2-1 with a 1.07 ERA (3 ER/25.1 IP) in 14 games at home, compared to an 0-4 mark with a 4.02 ERA (14 ER/31.1 IP) in 19 outings on the road...Did not allow more than two earned runs in any of his 33 appearances on the season...Picked up his first professional save on 8/7 vs. Potomac with 2.0 scoreless innings...**2014:** Began the season with Single-A Rome before ending the year with Danville (R), combining to go 3-7 with a 6.99 ERA (50 ER/64.1 IP) between the two stops...All 10 of his appearances with Rome were starts, while he pitched exclusively from the bullpen with Danville...Allowed opponents to hit .320 (47-for-147) as a starter, compared to a .147 (15-for-102) average against in relief...Pitched to a 0.59 ERA in July, yielding just one earned run in 15.1 innings or work...**2013:** Tabbed by *Baseball America* as Atlanta's 17th-best prospect entering 2014 after being a third-round selection in the 2013 draft.

Year	Club	W-L	ERA	G	GS	CG	SHO	SV	IP	H	R	ER	HR	HB	BB	SO	WP	BK
2013	GCL Braves	0-3	6.92	8	4	0	0	0	13.0	18	12	10	0	1	5	14	2	0
2014	Rome	1-6	10.60	10	10	0	0	0	35.2	47	45	42	2	4	38	27	10	1
	Danville	2-1	2.51	17	0	0	0	0	28.2	15	14	8	0	2	18	34	7	0
2015	Rome	1-4	2.23	23	0	0	0	0	44.1	22	17	11	1	5	29	46	9	0
	Carolina	1-1	4.38	10	0	0	0	1	12.1	8	6	6	0	0	21	14	3	0
2016	Carolina	3-4	4.06	39	0	0	0	1	51.0	36	28	23	5	2	58	72	6	2
Minor Totals		8-19	4.86	107	14	0	0	2	185.0	146	122	100	8	14	169	207	37	3

**SALAZAR, DANYER** INFILDER

**Bats:** R **Throws:** R **Height:** 6-1 **Weight:** 180

**Born:** 2/19/98 in Barquisimeto, Venezuela

**Resides:** Barquisimeto, Venezuela

**Obtained:** Signed by the Braves as a non-drafted free agent on May 6, 2015

**Signed By:** Rolando Petit

Year	Club	AVG	G	AB	R	H	2B	3B	HR	RBI	SH	SF	HP	BB	SO	SB	CS	E
2015	DSL Braves	.203	40	123	16	25	3	0	1	17	1	1	17	13	33	3	0	9
2016	DSL Braves	.258	46	159	21	41	10	1	3	19	1	0	4	16	34	1	2	12
Minor Totals		.234	86	282	37	66	13	1	4	36	2	1	21	29	67	4	2	21

**SANCHEZ, FLYER** LEFT-HANDED PITCHER

**Bats:** L **Throws:** L **Height:** 6-1 **Weight:** 175

**Born:** 2/8/97 in San Felipe, Venezuela

**Resides:** San Felipe, Venezuela

**Obtained:** Signed by the Braves as a non-drafted free agent on July 2, 2014.

**Signed By:** Rolando Petit



**2016 Review:** Named DSL Braves Pitcher of the Year after going 3-1 with a 2.01 ERA (10 ER/44.2 IP) and five saves in 19 games with the club...Paced all DSL Braves relievers with five saves and 44.2 innings pitched, while sitting second with a 1.075 WHIP.

Year	Club	W-L	ERA	G	GS	CG	SHO	SV	IP	H	R	ER	HR	HB	BB	SO	WP	BK
2015	DSL Braves	3-0	2.59	23	4	0	0	1	41.2	36	17	12	0	2	10	26	0	0
2016	DSL Braves	3-1	2.01	19	0	0	0	5	44.2	38	15	10	0	2	10	30	2	0
<b>Minor Totals</b>		<b>6-1</b>	<b>2.29</b>	<b>42</b>	<b>4</b>	<b>0</b>	<b>0</b>	<b>6</b>	<b>86.1</b>	<b>74</b>	<b>32</b>	<b>22</b>	<b>0</b>	<b>4</b>	<b>20</b>	<b>56</b>	<b>2</b>	<b>0</b>

## **SANCHEZ, ISAAC** RIGHT-HANDED PITCHER

**Bats:** R **Throws:** R **Height:** 6-2 **Weight:** 190  
**Born:** 10/14/92 in Bronx, NY **Resides:** Round Lake, IL  
**Obtained:** Signed by the Braves as a minor-league free agent on November 10, 2016.  
**Signed By:** Rene Gayo and Ellis Pena (Pirates)

**2016 Review:** Split the season between High-A Bakersfield and Double-A Jackson, going 3-6 with a 3.21 ERA (26 ER/73.0 IP), 81 strikeouts and a pair of saves over 39 appearances...Eighty-one strikeouts established a new career high and ranked third among Seattle farmhands that did not make a start...Averaged 10.0 strikeouts per 9.0 innings, fourth most in the Mariners system (min. 70.0 IP)...Fanned at least one batter in 36 of his 39 outings, and logged at least two strikeouts in 28 appearances...Limited right-handed batters to a .218/.268/.238 line, allowing just three extra-base hits in 147 at-bats...**2015:** Made 42 relief appearances with High-A Bradenton in the Florida State League...**2014:** Spent the entire season with West Virginia (A), going 3-4 with a 4.45 ERA (28 ER/56.2 IP) and a career-beset six saves...Went 2-0 with five saves and a 0.92 ERA (3 ER/29.1 IP) in 20 appearances, 4/25-6/30...Made a then career-high 42 appearances, fourth most among Pittsburgh farmhands...**2013:** Appeared in 14 games (13 starts) Jamestown (A-), tallying a 1-1 record and a 3.45 ERA (22 ER/57.1 IP)...Struck out a season-high eight batters in 5.0 innings on 7/30 vs. Staten Island.

Year	Club	W-L	ERA	G	GS	CG	SHO	SV	IP	H	R	ER	HR	HB	BB	SO	WP	BK
2010	DSL Pirates	1-0	1.04	6	0	0	0	0	8.2	3	1	1	0	0	4	9	0	0
2011	DSL Pirates	0-0	16.20	1	0	0	0	0	1.2	2	3	3	0	1	2	1	1	0
	GCL Pirates	4-0	4.06	15	1	0	0	1	31.0	30	17	14	1	2	17	20	6	0
2012	GCL Pirates	3-1	3.00	15	0	0	0	1	24.0	20	8	8	0	3	10	19	9	0
	State College	0-2	13.50	3	0	0	0	0	4.0	8	6	6	0	0	4	2	0	0
2013	Jamestown	1-1	3.45	14	13	0	0	0	57.1	52	28	22	4	6	26	47	2	2
2014	West Virginia	3-4	4.45	42	0	0	0	6	56.2	62	31	28	7	2	20	48	5	0
2015	Bradenton	2-3	2.71	42	0	0	0	3	66.1	60	29	20	1	9	24	51	11	1
	GCL Pirates	0-0	0.00	1	0	0	0	0	1.0	0	0	0	0	0	0	0	0	0
2016	Bakersfield	3-5	2.97	34	0	0	0	2	63.2	63	31	21	4	3	24	73	12	0
	Jackson	0-1	4.82	5	0	0	0	0	9.1	10	5	5	1	0	2	8	2	0
<b>Minor Totals</b>		<b>17-17</b>	<b>3.56</b>	<b>178</b>	<b>14</b>	<b>0</b>	<b>0</b>	<b>13</b>	<b>323.2</b>	<b>310</b>	<b>159</b>	<b>128</b>	<b>18</b>	<b>26</b>	<b>133</b>	<b>278</b>	<b>48</b>	<b>3</b>

## **SANCHEZ, RICARDO** LEFT-HANDED PITCHER

**Bats:** L **Throws:** L **Height:** 5-11 **Weight:** 170  
**Born:** 4/11/97 in Puerto Cabello, Venezuela **Resides:** Valencia, Venezuela  
**Obtained:** Acquired by the Braves from the Los Angeles Angels in exchange for RHP Nate Hyatt and INF Kyle Kubitz on January 8, 2015.  
**Signed By:** Lebi Ochoa, Carlos Ramirez and Mauro Zerpa (Angels)

**Braves 2017 Prospect Ranking:** No. 20 (MLB.com).

**2016 Review:** Played his second consecutive campaign with the organization and his third as a professional with Single-A Rome, where he established new career highs in wins (seven), games (24), starts (23), innings (119.1) and strikeouts (103)...Pitched to a 3-5 record and a 5.80 ERA (32 ER/49.2 IP) in 11 starts prior to the All-Star break but rebounded to go 4-5 with a 4.00 ERA (31 ER/69.2 IP) in 13 games (12 starts) after the break, including a 2-3 record and a 3.21 ERA (17 ER/47.2 IP) in his final nine outings...Fanned a career-best 11 batters over 7.0 one-hit innings on 7/1 at Lexington, allowing just one run and one walk to earn his fourth win of the season...**2015:** Tabbed by *Baseball America* as the Braves No. 17 prospect entering 2016...Made 10 starts with Single-A Rome at just 18 years old, going 1-6 with a 5.45 ERA (24 ER/39.2 IP) and 31 strikeouts...From 6/8-7/9, went 1-3 with a 3.55 ERA (10 ER/25.1 IP)...**2014:** Enters 2015 ranked by *Baseball America* as Atlanta's eighth-best prospect...Rated by the same publication as the Angels second-best prospect at the time of his trade to Atlanta and as the 16th-best prospect in the Arizona League at the season's end.

Year	Club	W-L	ERA	G	GS	CG	SHO	SV	IP	H	R	ER	HR	HB	BB	SO	WP	BK
2014	AZL Angels	2-2	3.49	12	9	0	0	0	38.2	40	22	15	0	5	22	43	5	3
2015	Rome	1-6	5.45	10	10	0	0	0	39.2	37	28	24	3	6	21	31	2	5
2016	Rome	7-10	4.75	24	23	0	0	0	119.1	119	72	63	14	5	54	103	7	3
<b>Minor Totals</b>		<b>10-18</b>	<b>4.64</b>	<b>46</b>	<b>42</b>	<b>0</b>	<b>0</b>	<b>0</b>	<b>197.2</b>	<b>196</b>	<b>122</b>	<b>102</b>	<b>17</b>	<b>16</b>	<b>97</b>	<b>177</b>	<b>14</b>	<b>11</b>

**SANTOS, LISANDRO** LEFT-HANDED PITCHER

**Bats:** L                      **Throws:** L                      **Height:** 6-1                      **Weight:** 170  
**Born:** 7/24/98 in Santiago de los Caballeros, DR                      **Resides:** Santiago de los Caballeros, DR  
**Obtained:** Signed by the Braves as a non-drafted free agent on July 2, 2016.  
**Signed By:** Jonathan Cruz

Year	Club	W-L	ERA	G	GS	CG	SHO	SV	IP	H	R	ER	HR	HB	BB	SO	WP	BK
2016	DSL Braves	0-1	0.00	4	0	0	0	0	6.2	5	4	0	0	1	2	4	3	0

**SCHLOSSER, RYAN** RIGHT-HANDED PITCHER

**Bats:** R                      **Throws:** R                      **Height:** 6-4                      **Weight:** 190  
**Born:** 1/31/96 in St. Paul, MN                      **Resides:** South St. Paul, MN  
**School:** Century College (MN)  
**Obtained:** Selected by the Braves in the 32nd round of the 2016 First-Year Player Draft.  
**Signed By:** Kevin Barry

**2016 Review:** Split his first professional campaign between rookie-level Danville and the GCL Braves, combining to go 1-2 with a 1.83 ERA (4 ER/19.2 IP) and six saves...Six rescues were tied for seventh most among Atlanta farmhands.

Year	Club	W-L	ERA	G	GS	CG	SHO	SV	IP	H	R	ER	HR	HB	BB	SO	WP	BK
2016	Danville	0-0	7.71	2	0	0	0	0	2.1	3	2	2	0	0	1	1	1	0
	GCL Braves	1-2	1.04	17	0	0	0	6	17.1	13	6	2	1	1	1	12	0	0
Minor Totals		1-2	1.83	19	0	0	0	6	19.2	16	8	4	1	1	2	13	1	0

**SCHRADER, JAKE** INFILDER

**Bats:** R                      **Throws:** R                      **Height:** 6-1                      **Weight:** 220  
**Born:** 3/1/1991 in Tampa, FL                      **Resides:** San Antonio, FL  
**School:** University of Tampa (FL)  
**Obtained:** Selected by the Braves in the 27th round of the 2013 First-Year Player Draft.  
**Signed By:** Buddy Hernandez

**2016 Review:** Played the entirety of his fourth professional season with Double-A Mississippi, where he batted .232 (79-for-341) with 38 runs, 30 extra-base hits and 38 RBI over 104 games...His 12 home runs on the season were tied for third most in the organization, his third consecutive season ranking in the Top 5 among Atlanta farmhands in homers...Batted .286 (22-for-77) with a .519 slugging percentage against left-handed pitchers, but hit just .216 (57-for-264) and slugged .352 versus righties...Turned in his best month in June, batting .338 (25-for-74) with five doubles and three homers over 20 games...Tallied the second multi-homer game of his career on 8/17 vs. Pensacola, going 3-for-4 with two runs and three RBI for his first two-homer effort since 4/21/14...Logged a pair of four-hit games, including a 4-for-6 outing with a run, one double and two RBI on 7/9 at Mobile...**2015:** Appeared in 103 games with High-A Carolina before a four-game stint with Triple-A Gwinnett to close the season, and combined to bat .264 (101-for-383) while earning Carolina League Year-End All-Star honors...Paced all Braves farmhands with 15 home runs, while also sitting in the Top 10 in doubles (2nd, 28), RBI (5th, 59), OPS (6th, .782) and runs (77th, 56)...Eclipsed the 100-hit plateau for the first time with a career-best 101 base knocks on the season...Ended the season on a strong note, batting .296 in August with season highs in runs (15), hits (29), doubles (8) and home runs (4)...Collected 21 RBI over 24 games in June...Compiled 240 at-bats as a designated hitter and batted .288 (69-for-240), compared to a .235 (32-for-136) average when playing first base...Poked a career-high three doubles on 6/9 vs. Potomac, going 3-for-6 with a run and two RBI...Placed on the 7-day disabled list on 5/13 with a left quadriceps contusion before being reinstated on 5/21...**2014:** Tabbed by the organization as Rome's Player of the Year after leading the team in average (.290, 95-for-328), home runs (11) and RBI (55)...Eleven home runs established a then-career high and tied for fifth-most among all Braves farmhands, while his 55 RBI tied him for sixth-most in the system...Placed on the seven-day DL on 6/24 with a right groin strain and was reinstated on 7/24...Had nearly identical splits at home and on the road, hitting .289 (50-for-173) at his home park and .290 (45-for-155) on the road...Established a Rome Braves record for single-game RBI after plating seven runs on 4/21, going 3-for-5 with a pair of three-run home runs...Stroked a season-best four hits on 5/24, going 4-for-6 with a run and a double...**2013:** Played 36 games with Danville (R) after being a 27th-round selection in the 2013 draft...Smacked five homers in 118 at-bats, second most on the team...13 of his 23 hits went for extra-bases.

Year	Club	AVG	G	AB	R	H	2B	3B	HR	RBI	SH	SF	HP	BB	SO	SB	CS	E
2013	Danville	.195	36	118	16	23	7	1	5	16	1	1	3	10	36	1	0	1
2014	Rome	.290	88	328	51	95	17	5	11	55	0	2	6	24	82	2	3	5
2015	Carolina	.268	103	377	52	101	28	3	15	59	0	3	7	19	103	1	0	6
	Gwinnett	.000	4	6	4	0	0	0	0	0	0	0	0	2	1	0	0	0
2016	Mississippi	.232	104	341	38	79	18	0	12	38	1	2	3	28	113	2	0	6
Minor Totals		.255	335	1170	161	298	70	9	43	168	2	8	19	83	335	6	3	18

**SEPULVEDA, JHONIEL** RIGHT-HANDED PITCHER

**Bats:** R **Throws:** R **Height:** 6-2 **Weight:** 175  
**Born:** 5/15/97 in Bani, DR **Resides:** Bani, DR  
**Obtained:** Signed by the Braves as a non-drafted free agent on November 19, 2014.  
**Signed By:** Matias Laureano

Year	Club	W-L	ERA	G	GS	CG	SHO	SV	IP	H	R	ER	HR	HB	BB	SO	WP	BK
2015	GCL Braves	0-1	14.40	13	0	0	0	0	15.0	22	26	24	2	4	14	7	6	1
2016	DSL Braves	3-3	2.93	18	3	0	0	0	43.0	46	39	14	0	8	25	32	11	0
<b>Minor Totals</b>		<b>3-4</b>	<b>5.90</b>	<b>31</b>	<b>3</b>	<b>0</b>	<b>0</b>	<b>0</b>	<b>58.0</b>	<b>68</b>	<b>65</b>	<b>38</b>	<b>2</b>	<b>12</b>	<b>39</b>	<b>39</b>	<b>17</b>	<b>1</b>

**SEVERINO, YUNIOR** INFILDER

**Bats:** S **Throws:** R **Height:** 6-1 **Weight:** 180  
**Born:** 10/3/99 in Santo Domingo Este, DR **Resides:** Santo Domingo Este, DR  
**Obtained:** Signed by the Braves as a non-drafted free agent on July 2, 2016.  
**Signed By:** Jonathan Cruz

**Amateur:** Named by MLB Pipeline.com as the 19th-best international prospect at the time of his signing.

Year	Club	AVG	G	AB	R	H	2B	3B	HR	RBI	SH	SF	HP	BB	SO	SB	CS	E
2017 Will Be First Professional Season																		

**SEYMOUR, ANFERNEE** INFILDER

**Bats:** S **Throws:** R **Height:** 5-11 **Weight:** 165  
**Born:** 6/24/95 in Nassau, Bahamas **Resides:** Nassau, Bahamas  
**School:** American Heritage (FL) School  
**Obtained:** Acquired by the Braves along with LHP Michael Mader from the Miami Marlins in exchange for LHP Hunter Cervenka on August 6, 2016.  
**Signed By:** Llazarro Llanes (Marlins)

**2016 Review:** Split the season between affiliates of two different organizations, combining to bat .257 (126-for-491) with 43 steals between Single-A Greensboro of the Marlins system and Single-A Rome of the Braves... Played 104 games with Greensboro before being acquired by Atlanta in a trade on 8/6... His 43 steals tied for most in the South Atlantic League (in which both Greensboro and Rome compete) and would have paced Atlanta farmhands, but only six of his swipes occurred with Rome, while his 72 runs were sixth most in the SAL... Slugged the first home run of his professional career on 6/11 vs. Rome while with the Grasshoppers, going 2-for-4 with two runs, one double and a pair of RBI... Collected a career-best four hits three times on the season, including a 4-for-7 effort with two doubles and an RBI on 6/14 vs. Asheville... **2015:** Batted .266 (65-for-238) with Short-Season A Batavia, poking 14 extra-base hits and leading the team in runs (39) and stolen bases (29)... Batted .356 (21-for-59) with two doubles and two triples against left-handed pitching... Went a perfect 3-for-3 with a walk on 8/9 vs. Vermont, swiping a career-best four bases.

Year	Club	AVG	G	AB	R	H	2B	3B	HR	RBI	SH	SF	HP	BB	SO	SB	CS	E
2014	GCL Marlins	.245	26	98	24	24	0	1	0	3	1	0	1	12	27	11	2	6
2015	Batavia	.273	64	238	39	65	10	4	0	14	3	1	4	20	52	29	6	29
2016	Greensboro	.255	104	412	61	105	13	3	1	26	15	1	2	22	96	37	13	33
	Rome	.266	21	79	11	21	1	0	0	5	1	1	0	4	22	6	0	9
<b>Minor Totals</b>		<b>.260</b>	<b>215</b>	<b>827</b>	<b>135</b>	<b>215</b>	<b>24</b>	<b>8</b>	<b>1</b>	<b>48</b>	<b>20</b>	<b>3</b>	<b>7</b>	<b>58</b>	<b>197</b>	<b>83</b>	<b>21</b>	<b>77</b>

**SHUMPERT, NICK** INFILDER

**Bats:** R **Throws:** R **Height:** 5-11 **Weight:** 180  
**Born:** 11/11/96 in Denver, CO **Resides:** Lone Tree, CO  
**School:** San Jacinto College North (TX)  
**Obtained:** Selected by the Braves in the 28th round of the 2016 First-Year Player Draft.  
**Signed By:** Tom Battista

Year	Club	AVG	G	AB	R	H	2B	3B	HR	RBI	SH	SF	HP	BB	SO	SB	CS	E
2016	GCL Braves	.189	26	74	12	14	5	0	1	7	0	1	1	4	25	3	1	6

**SOBOTKA, CHAD** RIGHT-HANDED PITCHER

**Bats:** R      **Throws:** R      **Height:** 6-7      **Weight:** 230  
**Born:** 7/10/93 in Sarasota, FL      **Resides:** Sarasota, FL  
**School:** University of South Carolina - Upstate  
**Obtained:** Selected by the Braves in the fourth round (133rd overall) of the 2014 First-Year Player Draft.  
**Signed By:** Billy Best

**2016 Review:** Split his third professional campaign between three levels of the Atlanta system, combining to go 2-3 with a 3.03 ERA (13 ER/38.2 IP) and three saves between Rome (A), Carolina (A) and Mississippi (AA)... Made 15 appearances with Rome to open the season before moving to Carolina on 7/2, where he pitched in 13 games prior to a move to Mississippi on 8/30...Slowed by two stints on the 7-day disabled list, first from 4/10-5/10 (right shoulder impingement syndrome) before a second spell from 8/9-18...Posted a 1.59 ERA (4 ER/22.2 IP) with 31 strikeouts over his final 17 outings...Did not allow an earned run in three postseason appearances spanning 4.1 innings as Mississippi advanced to the Southern League Championship Series...**2015:** Logged his first professional action after missing the 2014 campaign, and combined to go 1-6 with a 6.32 ERA (26 ER/37.0 IP) in 15 games (nine starts) between Rome (A), the GCL Braves (R) and Danville (R)...Earned the first win of his career in his second start, tossing 5.0 innings of one-run baseball...Made two trips to the disabled list due to right forearm strains, first from 4/22-5/17 and again from 6/16-8/24...**2014:** Selected by Atlanta with the 133rd pick in the 2014 draft and assigned to the GCL Braves, where he did not appear due to a stress fracture in his back.

Year	Club	W-L	ERA	G	GS	CG	SHO	SV	IP	H	R	ER	HR	HB	BB	SO	WP	BK
2014							Injured - Did Not Play											
2015	Rome	1-6	7.31	12	9	0	0	0	32.0	45	32	26	5	4	21	18	6	0
	GCL Braves	0-0	0.00	2	0	0	0	0	3.0	1	0	0	0	0	1	2	0	0
	Danville	0-0	0.00	1	0	0	0	0	2.0	0	0	0	0	1	0	2	0	0
2016	Rome	1-2	4.26	15	0	0	0	0	19.0	23	11	9	1	0	12	19	1	0
	Carolina	1-1	2.04	13	0	0	0	3	17.2	12	4	4	0	1	3	24	0	0
	Mississippi	0-0	0.00	2	0	0	0	0	2.0	0	0	0	0	0	0	2	0	0
Minor Totals		3-9	4.64	45	9	0	0	3	75.2	81	47	39	6	6	37	67	7	0

**SOROKA, MIKE** RIGHT-HANDED PITCHER

**Bats:** R      **Throws:** R      **Height:** 6-4      **Weight:** 225  
**Born:** 8/4/97 in Calgary, Canada      **Resides:** Calgary, Canada  
**School:** Bishop Carroll (Can.) HS  
**Obtained:** Selected by the Braves in the first round (28th overall) of the 2015 First-Year Player Draft.  
**Signed By:** Brett Evert

**Braves 2017 Prospect Ranking:** No. 4 (*Baseball America*); No. 5 (*Baseball Prospectus*); No. 5 (*MLB.com*).  
**Top 100 Prospects Lists:** No. 48 (*Baseball America*); No. 78 (*MLB.com*)

**2016 Review:** Spent his first full professional season with Single-A Rome, where he went 9-9 with a 3.05 ERA (48 ER/143.0 IP) and 125 strikeouts in 25 games (24 starts)...Ended his sophomore campaign in the Top 10 among Atlanta farmhands (min. 75.0 IP) in wins (T3rd, 9), strikeout-to-walk ratio (3rd, 3.91), WHIP (T4th, 1.133), innings (5th, 143.0), walks per 9.0 innings (5th, 2.0), ERA (6th, 3.02) and strikeouts (8th, 125)...Went 7-0 over his last eight starts, pitching to a 2.39 ERA (13 ER/49.0 IP) and fanning 44 from 7/20-8/31...Made a pair of postseason starts and was touched for just one earned run over 14.2 innings (0.61 ERA), allowing 14 hits and one walk while fanning 10 as Rome won the South Atlantic League Championship...Went at least 7.0 innings six times during the regular season (5-0, 1.70 ERA, 8 ER/42.1 IP) before tossing a career-high 7.2 frames in his first postseason start on 9/7 vs. Charleston...Allowed opponents to hit .244 (130-for-532) against him on the season, including a .233 (70-for-301) mark by right-handed batters...Named a South Atlantic League All-Star after pitching to a 2.92 ERA in 13 games before the break, and tossed 1.0 perfect inning with one strikeout in the South Division's 2-1 loss in the contest...Earned his first professional win in his seventh start of the season and the 17th outing of his career, tossing 5.2 one-hit innings with zero runs and five strikeouts...Fanned a career-best nine batters over 7.0 innings in a win on 8/31 at Greenville...*Baseball America* named him the South Atlantic League's No. 7 prospect at the end of the season...**2015:** Enters 2016 tabbed by *Baseball America* as Atlanta's No. 11 prospect, and as having the "Best Control" among Braves pitching farmhands...Split his first professional season between the GCL Braves and rookie-level Danville, combining to go 0-2 with a 3.18 ERA (12 ER/34.0), walking just five batters and fanning 37...His rate of 7.40 SO/BB was second best among Braves farmhands (min. 20.0 IP)...Held right-handed batters to a .119 (8-for-67) average...Allowed two earned runs or less in eight of his 10 appearances on the season...Tabbed by *Baseball America* as the eighth-best prospect in the Appalachian League following the season, after being selected by the Braves with the 28th overall selection in the 2015 June free agent draft.

Year	Club	W-L	ERA	G	GS	CG	SHO	SV	IP	H	R	ER	HR	HB	BB	SO	WP	BK
2015	GCL Braves	0-0	1.80	4	3	0	0	0	10.0	5	2	2	0	2	1	11	0	0
	Danville	0-2	3.75	6	6	0	0	0	24.0	28	12	10	0	2	4	26	1	0
2016	Rome	9-9	3.02	25	24	1	0	0	143.0	130	58	48	3	9	32	125	8	1
Minor Totals		9-11	3.05	35	33	1	0	0	177.0	163	72	60	3	13	37	162	9	1

**SOTO, LIVAN** INFILDER

**Bats:** R **Throws:** R **Height:** 6-0 **Weight:** 160  
**Born:** 6/22/00 in Valencia, Venezuela **Resides:** Valencia, Venezuela  
**Obtained:** Signed by the Braves as a non-drafted free agent on July 2, 2016.  
**Signed By:** Rolando Petit

**Amateur:** At the time of his signing, was ranked as the 16th-best international prospect by *Baseball America*.

Year	Club	AVG	G	AB	R	H	2B	3B	HR	RBI	SH	SF	HP	BB	SO	SB	CS	E
2017 Will Be First Professional Season																		

**STANTON, CAMERON** RIGHT-HANDED PITCHER

**Bats:** R **Throws:** R **Height:** 6-0 **Weight:** 170  
**Born:** 6/20/94 in Atlanta, GA **Resides:** Montgomery, TX  
**School:** St. Edwards University (TX)  
**Obtained:** Selected by the Braves in the 30th round of the 2016 First-Year Player Draft.  
**Signed By:** Darin Vaughan

**2016 Review:** Made 14 appearances (five starts) with rookie-level Danville in his first professional campaign, going 1-1 with a 2.57 ERA (10 ER/35.0 IP) and 20 strikeouts...His 2.57 ERA was eighth best among Atlanta's relief farmhands...Pitched to a 4.20 ERA (7 ER/15.0 IP) and did not register a decision in nine relief appearances while going 1-1 and compiling a 1.35 ERA (3 ER/20.0 IP) over five starts...Earned his first win as a professional on 8/11 vs. Bristol after tallying 5.2 one-hit innings with one walk and three strikeouts.

Year	Club	W-L	ERA	G	GS	CG	SHO	SV	IP	H	R	ER	HR	HB	BB	SO	WP	BK
2016	Danville	1-1	2.57	14	5	0	0	0	35.0	36	17	10	0	0	8	20	2	0

**SUAREZ, GILBERT** RIGHT-HANDED PITCHER

**Bats:** R **Throws:** R **Height:** 6-2 **Weight:** 235  
**Born:** 6/19/97 in Chula Vista, CA **Resides:** San Diego, CA  
**School:** San Ysidro (CA) HS  
**Obtained:** Selected by the Braves in the 18th round of the 2015 First-Year Player Draft.  
**Signed By:** Dan Cox

**2016 Review:** Completed his second consecutive season with the GCL Braves and surrendered just two earned runs in 23.2 innings (0.76 ERA) over 13 appearances...Earned the first win of his professional career in his final outing of the season, tossing 3.0 scoreless frames with three hits and two strikeouts on 8/26 vs. GCL Pirates... Allowed opponents to hit just .183 (15-for-82) on the year, including a .159 (7-for-44) mark by right-handed batters...**2015:** Made a team high-tying eight starts with the GCL Braves in his first professional season, ending the year third on the club in innings (35.3) and tied for third in strikeouts (33).

Year	Club	W-L	ERA	G	GS	CG	SHO	SV	IP	H	R	ER	HR	HB	BB	SO	WP	BK
2015	GCL Braves	0-1	4.54	10	8	0	0	0	35.2	35	19	18	4	3	15	33	6	0
2016	GCL Braves	1-1	0.76	13	0	0	0	0	23.2	15	7	2	0	7	5	16	0	0
Minor Totals		1-2	3.03	23	8	0	0	0	59.1	50	26	20	4	10	20	49	6	0

**SUCRE, ANTONIO** OUTFILDER

**Bats:** R **Throws:** R **Height:** 5-11 **Weight:** 185  
**Born:** 11/8/99 in Maturin, Venezuela **Resides:** Maturin, Venezuela  
**Obtained:** Signed by the Braves as a non-drafted free agent on July 2, 2016.  
**Signed By:** Rolando Petit

Year	Club	AVG	G	AB	R	H	2B	3B	HR	RBI	SH	SF	HP	BB	SO	SB	CS	E
2017 Will Be First Professional Season																		

**TAVERAS, RAMON** RIGHT-HANDED PITCHER

**Bats:** R **Throws:** R **Height:** 6-1 **Weight:** 200  
**Born:** 8/31/95 in Licey, DR **Resides:** Licey, DR  
**Obtained:** Signed by the Braves as a non-drafted free agent on June 13, 2014.  
**Signed By:** Matias Laureano

**2016 Review:** Made 11 appearances (two starts) with the GCL Braves and went 2-4 with a 5.20 ERA and one save... Allowed four runs over 2.1 innings in his season debut and seven runs (four earned) over 1.0 frame in his final outing of the season, but went 2-2 with a 2.96 ERA (8 ER/24.1 IP) over his final nine appearances...**2015:** Tabbed by the organization as the DSL Braves Pitcher of the Year after tying for the team lead with 23 appearances and going 3-3 with a 3.15 ERA...His seven saves paced all DSL Braves pitchers and tied for sixth among Atlanta farmhands.



Year	Club	W-L	ERA	G	GS	CG	SHO	SV	IP	H	R	ER	HR	HB	BB	SO	WP	BK
2014	DSL Braves	0-0	3.86	11	0	0	0	0	14.0	11	9	6	0	2	11	8	3	0
2015	DSL Braves	3-3	3.15	23	1	0	0	7	34.1	30	15	12	0	5	6	20	3	1
2016	GCL Braves	2-4	5.20	11	2	0	0	1	27.2	34	22	16	2	0	10	18	0	2
<b>Minor Totals</b>		<b>5-7</b>	<b>4.03</b>	<b>45</b>	<b>3</b>	<b>0</b>	<b>0</b>	<b>8</b>	<b>76.0</b>	<b>75</b>	<b>46</b>	<b>34</b>	<b>2</b>	<b>7</b>	<b>27</b>	<b>46</b>	<b>6</b>	<b>3</b>

## TOUSSAINT, TOUKI RIGHT-HANDED PITCHER

**Bats:** R **Throws:** R **Height:** 6-3 **Weight:** 185  
**Born:** 6/20/96 in Pembroke Pines, FL **Resides:** Coral Springs, FL  
**School:** Coral Springs (FL) Christian Academy  
**Obtained:** Acquired by the Braves along with RHP Bronson Arroyo from the Arizona Diamondbacks in exchange for INF Phil Gosselin on June 20, 2015.  
**Signed By:** Frankie Thon, Jr. (Diamondbacks)

**Braves 2017 Prospect Ranking:** No. 9 (Baseball Prospectus); No. 12 (MLB.com); No. 12 (*Baseball America*).

**2016 Review:** Played his first full season in the Atlanta organization with Single-A Rome and went 4-8 with a 3.88 ERA (57 ER/132.1 IP) and 128 strikeouts over 27 games (24 starts)...Ended the season in the Top 10 among Atlanta farmhands (min. 75.0 IP) in strikeouts (6th, 128), innings (9th, 132.1) and ERA (10th, 3.88)...Went 0-3 and allowed 15 earned runs over 10.2 innings (12.66 ERA) in his first three starts of the season before pitching to a 4-5 record with a 3.11 ERA (42 ER/121.2 IP) over his final 24 appearances...Allowed opponents to bat just .217 (105-for-483) against him, holding right-handed batters (.217) and left-handed batters (.218) to similar marks...Touched for 17 earned runs in the first inning (6.38 ERA, 17 ER/24.0 IP), but rebounded to hold opponents to 40 earned runs the rest of the way (3.32 ERA, 40 ER/108.1 IP)...Limited opponents to a .181 (25-for-138) average with runners in scoring position, including a .182 (12-for-66) mark with two outs in such situations and a .167 (1-for-6) average with the bases loaded...Made one start in the postseason (9/13 vs. Lakewood), tossing a career high-tying 8.0 innings and allowing just four hits and one run while fanning six and not issuing a walk as Rome won the South Atlantic League Championship...Tallied a career-best 11 strikeouts over just 4.0 innings on 7/21 vs. Lexington, allowing three hits and four walks...Had just one start in which he did not issue a walk, tossing 8.0 three-hit innings on 6/13 at Columbia while allowing one run and fanning three...Did not allow more than one earned run in any of his final five starts, going 1-0 with a 1.65 ERA (5 ER/27.1 IP) from 8/7-9/1...Fanned all three batters he faced in his final regular-season appearance of the season, tossing 1.0 perfect inning of relief on 9/5 at Augusta...*Baseball America* named him the No. 15 prospect in the South Atlantic League following the season...**2015:** Entered 2016 tabbed by *Baseball America* as the Braves seventh-best prospect...Acquired by the Braves in a mid-season trade with Arizona and went 3-5 with a 5.73 ERA (31 ER/48.2 IP) in 10 starts for Single-A Rome after joining the organization...Combined to post a 5-7 record and a 4.83 ERA (47 ER/87.2 IP) in 17 starts on the season between Rome and Single-A Kane County in the Diamondbacks system...Posted the first shutout (and complete game) of his career in his second start with Rome, allowing one hit in a rain-shortened 5.0-inning win on 7/4 at Charleston...Threw 6.0 hitless frames on 7/20 vs. Lakewood, walking four and fanning a season-high eight batters...Allowed 16 earned runs in 7.1 combined innings in starts on 7/26 and 8/7, but pitched to a 3.26 ERA (15 ER/41.1 IP) in his other eight starts after joining Rome...Limited right-handed batters to a .197 (23-for-117) average with the R-Braves, while lefties hit .293 (17-for-58)...Allowed opponents to bat just .229 (40-for-175) against him after the trade, the fourth lowest opponents' average among Atlanta's starting farmhands...Exited the season named by *Baseball America* as the seventh-best prospect in the South Atlantic League...**2014:** Entered 2015 labeled by *Baseball America* as Arizona's fifth-best prospect, and the 71st best in baseball...Split his first professional season between the AZL Diamondbacks and rookie-level Missoula, combining to go 2-4 with an 8.58 ERA (27 ER/28.1 IP) and 32 strikeouts...Earned the first win of his career on 7/28 at the AZL Cubs after allowing two runs (one earned) in 3.0 innings of relief...Drafted by the Diamondbacks in the first round (16th overall) in the 2014 June free agent draft.

Year	Club	W-L	ERA	G	GS	CG	SHO	SV	IP	H	R	ER	HR	HB	BB	SO	WP	BK
2014	AZL D-backs	1-1	4.80	7	5	0	0	0	15.0	14	12	8	0	2	12	17	6	1
	Missoula	1-3	12.51	5	5	0	0	0	13.2	24	22	19	5	2	6	15	3	0
2015	Kane County	2-2	3.69	7	7	0	0	0	39.0	31	19	16	4	2	15	29	3	0
	Rome	3-5	5.73	10	10	1	1	0	48.2	40	33	31	6	3	33	38	7	0
2016	Rome	4-8	3.88	27	24	0	0	0	132.1	105	66	57	13	9	71	128	15	4
<b>Minor Totals</b>		<b>11-19</b>	<b>4.74</b>	<b>56</b>	<b>51</b>	<b>1</b>	<b>1</b>	<b>0</b>	<b>248.2</b>	<b>214</b>	<b>152</b>	<b>131</b>	<b>28</b>	<b>18</b>	<b>137</b>	<b>227</b>	<b>34</b>	<b>5</b>

## TUASOSOP, MATT OUTFIELDER

**Bats:** R **Throws:** R **Height:** 6-2 **Weight:** 235  
**Born:** 5/10/86 in Bellevue, WA **Resides:** Cumming, GA  
**School:** Woodinville (WA) HS  
**Obtained:** Signed by the Braves as a minor-league free agent on November 10, 2015.  
**Signed By:** Phil Geisler (Mariners)

**2016 Review:** Appeared in 64 games with Triple-A Gwinnett in his first season in the Atlanta system, and batted .246 (52-for-211) with 17 doubles, 11 home runs and 28 RBI...Had his contract purchased by Atlanta on 5/2 and made three appearances, going hitless in three pinch-hit appearances...Outrighted back to Gwinnett on 5/11 after clearing waivers...Placed on Gwinnett's disabled list on 7/3 before returning on 9/7...Ended the season in the Top 10 among Atlanta farmhands (min. 200 AB) in OPS (1st, .864), slugging percentage (2nd, .483) and home runs (6th, 11)...**2015:** Spent the season with Triple-A Charlotte in the Chicago White Sox organization, appearing in 103 games and hitting .230 (82-for-356) with 18 home runs and 52 home runs...Hit a professional-best three home runs on 8/7 vs. Rochester to finish with a career-high seven RBI...Hit a three-run shot in the first, a solo homer in the second and another three-run homer in the seventh...Had two other multi-home run games (5/29 vs. Lehigh Valley and 7/24 at Gwinnett)...Finished July with nine home runs and 22 RBI...Had three home runs and 19 RBI with the bases loaded; hit his grand slams on 5/29 vs. Lehigh Valley, 7/4 at Gwinnett, and 7/21 vs. Durham...Made appearances at first base (23 games, 22 starts), third base (1 appearance, 0 starts), left field (20 appearances, 20 starts) and right field (46 appearances, 46 starts)...**2014:** Split the season between Triple-A Buffalo (Toronto) and Triple-A Charlotte (White Sox)...Began the season with Buffalo, batting .206 (44-for-214) with two home runs and 18 RBI in 59 games...Traded to the Chicago White Sox on 6/12 in exchange for cash considerations...Hit .277 (54-for-195) with 11 homers and 32 RBI in 63 games with Charlotte... Went 2-for-5 including a grand slam and five RBI, 8/18 vs. Gwinnett...Posted a season-high 11-game hitting streak, July 2-13, batting .390 with three home runs and eight RBI in that span...**2013:** Played 81 games with Detroit, batting .244 (40-for-164), his first Major League action since 2010...Set career-highs in hits (40), runs scored (26), doubles (7), home runs (7), RBI (30), walks (25), and total bases (68)...Posted two career-high five-game hitting streaks, 5/30-6/12 and 6/18-7/11...Went 2-for-4 with a home run and a career-high five RBI, 4/26 vs. Atlanta...Logged six multi-RBI games...Five of his seven home runs came at Comerica Park...Hit .412 (7-17) with a home run and five RBI over seven June games...**2012:** Spent the entire season with Triple-A Buffalo after signing with the New York Mets as a minor-league free agent on 1/25...Collected a season-high four hits and two home runs on 5/4 vs. Syracuse...Batted .305 (29-for-95) with five doubles, four home runs, and 18 RBI in 30 May games...Hit .304 (31-for-102) against left-handed pitching and .222 (70-316) against right-handed pitching...**2011:** Saw action at first base, second base, third base, left field and right field as he spent the entire season with Triple-A Tacoma in the Seattle organization...Ranked fourth in the Pacific Coast League with 75 walks...Placed on the disabled list on 8/25 with a left hamstring strain...**2010:** Made Seattle's Opening Day roster...Saw action in 11 games before the Mariners optioned him to Tacoma on 5/2...Hit .321 (9-for-28) in eight games before the Mariners recalled him from Tacoma on 5/12...Optioned back to Tacoma on 6/20...Batted .419 (13-for-31) with two doubles, three homers, and seven RBI in eight June games with the Rainiers...Recalled to Seattle for the remainder of the season on 7/31...**2009:** Began the season with Seattle...Did not see action in a game with Seattle before being optioned back to Tacoma, 4/16...Was sidelined 4/29-7/16 with a right elbow strain and assigned to the rookie-level AZL Mariners as part of an injury rehabilitation assignment on 7/4...Hit safely in eight of his nine games with the AZL Mariners...Connected for a season-high two home runs on 8/28 at Portland...Batted .322 (38-118) with eight doubles, nine home runs, and 26 RBI in 30 August games...Hit .313 (5-16) with a double, homer, and four RBI in four games during the PCL playoffs...Recalled by Seattle for the remainder of the season on 9/13...Hit his first Major League home run on 9/27 at TOR, a solo shot off of Brian Tallet...Named the 19th-best prospect in the Mariners organization following the season by *Baseball America*...Saw action with both Caguas and Ponce in the Puerto Rican Winter League after the season, batting .192 (15-for-78) with two doubles, two home runs, and five RBI in 17 games with the two clubs...**2008:** Named to *Baseball America's* Triple-A All-Star Team as he spent the majority of the season with Triple-A Tacoma before making his Major League debut in September...Led all PCL third baseman with 82 putouts...Seattle selected his contract on 9/2...Made his ML debut on 9/5 vs. NYY, starting at third base...Collected a double off of Andy Pettitte in the fourth inning for his first Major League hit...Named the 15th-best prospect in the Seattle organization following the season by *Baseball America*...Saw action in 12 games with Lara in the Venezuelan Winter League following the season, batting .200 (8-for-40) with eight RBI...**2007:** Led the Southern League with 14 sacrifice flies and ranked third with 76 walks after spending the season with Double-A West Tennessee...Topped all Southern League third baseman with 352 total chances and 99 putouts...Collected a season-high five hits, 4/25 vs. Jacksonville... Named the 10th-best prospect in the Seattle organization by *Baseball America* following the season...Played 23 games with Peoria in the Arizona Fall League following the season, batting .293 (24-82) with five doubles, a homer, and 15 RBI...**2006:** Split the season between Class-A Inland Empire and Double-A San Antonio...Assigned to Inland Empire to start the season...Sidelined 5/9-5/16 due to a left elbow laceration...Transferred to San Antonio for the remainder of the season on 6/21... Named the 17th-best prospect in the Mariners organization following the season by *Baseball America*...Saw action in 21 games with Peoria in the Arizona Fall League following the season, batting .167 (13-78) with a double, triple, and four RBI...**2005:** Garnered Midwest League Postseason All-Star honors after spending the entire campaign with Class-A Wisconsin...Saw action in 10 games during the Midwest League playoffs, batting .182 (6-33) with two doubles, two home runs, and five RBI...Named the fifth-best prospect in Seattle's organization following the season by *Baseball America*...**2004:** Made his professional debut with the rookie-level Arizona League Mariners...Posted a 13-game hitting streak, 7/10-15, batting .467 (21-45) with four doubles, a triple, four home runs, and 10 RBI...Transferred to Class-A Everett for the remainder of the season, 8/5... Named the top prospect in the Arizona League and the fifth-best prospect in both the Mariners organization and Northwest League following the season by *Baseball America*.

MINOR LEAGUE PLAYERS

Year	Club	AVG	G	AB	R	H	2B	3B	HR	RBI	SH	SF	HP	BB	SO	SB	CS	E
2004	AZL Mariners	.412	20	68	18	28	5	2	4	12	0	2	6	13	14	1	2	8
	Everett	.248	29	101	18	25	6	1	2	14	0	1	4	10	36	4	3	3
2005	Wisconsin	.276	107	409	72	113	21	3	6	45	1	1	9	44	96	8	5	26
2006	Inland Empire	.306	59	232	31	71	14	0	1	34	2	0	5	14	58	5	6	21
	San Antonio	.185	62	216	16	40	4	0	1	10	2	1	2	20	64	2	1	14
2007	West Tenn	.260	129	446	74	116	27	5	9	57	1	14	11	76	113	4	8	17
2008	Tacoma	.281	111	437	87	123	32	2	13	73	0	4	12	47	104	4	0	27
	Seattle	.159	14	44	1	7	2	1	0	2	0	0	1	2	16	0	0	2
2009	Tacoma	.261	59	226	43	59	15	0	11	35	3	1	3	36	83	3	1	5
	AZL Mariners	.407	9	27	9	11	0	0	1	3	0	0	1	4	6	0	0	1
	Seattle	.227	7	22	2	5	1	0	1	2	0	1	0	2	5	0	0	0
2010	Tacoma	.252	38	143	26	36	6	0	5	21	0	0	1	32	35	2	2	4
	Seattle	.173	50	127	12	22	5	0	4	11	1	0	1	9	49	0	0	7
2011	Tacoma	.226	116	439	73	99	20	6	14	77	1	6	5	75	132	11	2	11
2012	Buffalo	.242	131	418	47	101	14	0	12	57	4	3	5	51	117	3	4	9
2013	Detroit	.244	81	164	26	40	7	0	7	30	0	0	2	25	57	0	0	1
	Toledo#	.400	2	5	3	2	1	0	0	0	0	0	1	2	2	0	0	0
2014	Buffalo	.206	59	214	17	44	8	0	2	18	0	2	1	25	64	1	1	1
	Charlotte	.277	63	195	42	54	10	0	11	32	0	0	4	46	56	0	0	2
2015	Charlotte	.230	103	356	50	82	21	1	18	52	1	3	6	57	123	3	0	2
2016	Gwinnett	.246	64	211	33	52	17	0	11	28	0	2	3	32	71	0	0	1
	Atlanta	.000	3	3	0	0	0	0	0	0	0	0	0	0	1	0	0	0
Minor Totals		.255	1161	4143	659	1056	221	20	121	568	15	40	79	584	1174	51	35	152
Major Totals		.206	155	360	41	74	15	1	12	45	1	1	4	38	128	0	0	10

VALENZUELA, LUIS INFILDER

**Bats:** L      **Throws:** R      **Height:** 5-10      **Weight:** 155  
**Born:** 8/25/93 in Laguna Salada, DR      **Resides:** Laguna Salada, DR  
**Obtained:** Acquired by the Braves from the Kansas City Royals in exchange for OF Jonny Gomes and cash considerations on August 31, 2015.

**2016 Review:** Opened the season on High-A Carolina's disabled list (right hand fracture) and missed the first 84 games before joining the Mudcats on 7/7 following a two-game rehabilitation stint with the GCL Braves... Combined to bat .265 (52-for-196) between the two stops, including a .270 (51-for-189) mark with Carolina.... Poked his only home run of the season on 8/9 at Winston-Salem, going 3-for-4 with a double, two runs and three RBI...Beginning with the three-hit game on 8/9, batted .299 (26-for-87) with six runs and nine RBI over his final 21 games of the season (8/9-9/4)... **2015:** Acquired by the Braves in a mid-season trade with Kansas City, and batted .429 (9-for-21) in six games with Single-A Rome after the deal...Combined to split the season between three levels, batting .365 (85-for-233) with 40 runs, 20 extra-base hits and 25 RBI in 62 games between Idaho Falls (R), Lexington (A) and Rome (A)...He opened the season by hitting safely in eight consecutive games from 6/19-30, going 17-for-35 (.486) in that span...At the time of the trade, he led the South Atlantic League in batting average at .339 (min. 150 at-bats)... **2014:** Appeared in 57 games with Single-A Idaho Falls, where he hit .259 (56-for-216) with 39 runs and 29 RBI...Tallied a .329 (23-for-70) average with runners in scoring position, including a .355 (11-for-31) mark with two outs and RISP.

Year	Club	AVG	G	AB	R	H	2B	3B	HR	RBI	SH	SF	HP	BB	SO	SB	CS	E
2012	DSL Red Sox	.133	9	30	4	4	0	2	0	3	0	0	0	4	5	0	0	4
2013	AZL Royals	.130	5	23	3	3	0	0	0	2	0	0	0	2	1	2	0	0
2014	Idaho Falls	.259	57	216	39	56	8	5	2	29	2	1	1	14	45	5	0	11
2015	Idaho Falls	.486	8	35	9	17	1	0	1	8	1	1	0	0	3	1	1	3
	Lexington	.333	48	177	30	59	10	3	3	15	3	0	0	8	28	8	1	8
	Rome	.429	6	21	1	9	1	0	1	2	0	0	0	1	2	0	2	0
2016	GCL Braves	.143	2	7	0	1	0	0	0	0	0	0	1	0	2	0	0	0
	Carolina	.270	44	189	17	51	11	3	1	19	1	2	1	5	23	1	1	8
Minor Totals		.287	179	698	103	200	31	13	8	78	7	4	3	34	109	17	5	34

VASQUEZ, BRAULIO INFILDER

**Bats:** S      **Throws:** R      **Height:** 6-0      **Weight:** 170  
**Born:** 4/13/99 in Santo Domingo Centro, DR      **Resides:** San Pedro De Macoris, DR  
**Obtained:** Signed by the Braves as a non-drafted free agent on July 2, 2016.  
**Signed By:** Jonathan Cruz

Year	Club	AVG	G	AB	R	H	2B	3B	HR	RBI	SH	SF	HP	BB	SO	SB	CS	E
2016	DSL Braves	.333	28	99	14	33	2	1	0	6	0	0	3	11	22	11	6	17

**VASQUEZ, WILLIAMS** RIGHT-HANDED PITCHER

**Bats:** R **Throws:** R **Height:** 6-1 **Weight:** 170  
**Born:** 5/7/97 in Maracay, Venezuela **Resides:** Ocumare de la Costa, Venezuela  
**Obtained:** Signed by the Braves as a non-drafted free agent on August 11, 2015.  
**Signed By:** Rolando Petit

Year	Club	W-L	ERA	G	GS	CG	SHO	SV	IP	H	R	ER	HR	HB	BB	SO	WP	BK
2016	DSL Braves	6-1	2.95	17	0	0	0	1	42.2	31	14	14	0	4	14	27	3	1

**VEGA, BREDIO** RIGHT-HANDED PITCHER

**Bats:** R **Throws:** R **Height:** 6-3 **Weight:** 185  
**Born:** 4/8/96 in Panama, Panama **Resides:** Panama, Panama  
**Obtained:** Signed by the Braves as a non-drafted free agent on July 2, 2014.  
**Signed By:** Luis Ortiz

Year	Club	W-L	ERA	G	GS	CG	SHO	SV	IP	H	R	ER	HR	HB	BB	SO	WP	BK
2015	DSL Braves	3-4	6.75	18	1	0	0	1	28.0	29	21	21	0	3	17	30	12	0
2016	GCL Braves	1-2	6.35	11	0	0	0	0	22.2	26	21	16	4	0	17	18	3	0
Minor Totals		4-6	6.57	29	1	0	0	1	50.2	55	42	37	4	3	34	48	15	0

**VENTURA, RANDY** OUTFIELDER

**Bats:** S **Throws:** R **Height:** 5-9 **Weight:** 165  
**Born:** 7/11/97 in Pimentel, DR **Resides:** Pimentel, DR  
**Obtained:** Signed by the Braves as a non-drafted free agent on February 13, 2015  
**Signed By:** Matias Laureano

**2016 Review:** Played his second professional campaign with the GCL Braves and batted .284 (55-for-194) with 34 runs and 15 stolen bases over 52 games...Ended the season in the Top 10 among Braves farmhands in on-base percentage (T5th, .358), stolen bases (8th, 15) and average (9th, .284)...Paced the GCL Braves in hits (55), runs (34) and steals (15)...**2015:** Batted a team-best .329 (76-for-231) with 61 runs, 11 doubles, two triples and 25 RBI to earn Dominican Summer League Player of the Year honors from the organization...Swiped 55 bases in 58 games, second most among all Braves farmhands and 20 more than any other player in the DSL.

Year	Club	AVG	G	AB	R	H	2B	3B	HR	RBI	SH	SF	HP	BB	SO	SB	CS	E
2015	DSL Braves	.329	58	231	61	76	11	2	0	25	3	2	3	35	27	55	9	11
2016	GCL Braves	.284	53	194	34	55	2	4	1	32	1	6	1	25	31	15	6	0
Minor Totals		.308	111	425	95	131	13	6	1	57	4	8	4	60	58	70	15	11

**VOLQUEZ, ALBINSON** RIGHT-HANDED PITCHER

**Bats:** R **Throws:** R **Height:** 6-3 **Weight:** 185  
**Born:** 8/16/97 in Jimani, DR **Resides:** Jimani, DR  
**Obtained:** Signed by the Braves as a non-drafted free agent on January 25, 2016.  
**Signed By:** Jonathan Cruz

Year	Club	W-L	ERA	G	GS	CG	SHO	SV	IP	H	R	ER	HR	HB	BB	SO	WP	BK
2016	DSL Braves	3-3	3.50	20	1	0	0	1	43.2	42	26	17	6	4	13	36	3	3

**WALKER, ADAM** OUTFIELDER

**Bats:** R **Throws:** R **Height:** 6-5 **Weight:** 235  
**Born:** 10/18/91 in Milwaukee, WI **Resides:** St. Augustine, FL  
**School:** Jacksonville University (FL)  
**Obtained:** Claimed by the Braves off waivers from the Baltimore Orioles on January 26, 2017.  
**Signed By:** Billy Corrigan (Twins)

**2016 Review:** Played the full season with Triple-A Rochester and batted .243 (116-for-478) with 61 runs, 22 doubles, five triples, 27 home runs and 75 RBI in 132 games...Slugged at least 25 home runs for the fourth consecutive season, and his 27 homers paced Rochester and were second most in the International League...Also led the Red Wings with 75 RBI, third most in the league...Collected the first three-homer game of his career on 5/21 at Durham, going 3-for-5 with five RBI...Slugged a pair of homers on 5/19 at Durham...Batted .311 (33-for-106) over 28 games in July, with 13 extra-base hits and 16 RBI...Following the season, was claimed by the Milwaukee Brewers off waivers from Minnesota on 11/18, before being designated for assignment by Milwaukee on 11/28 and claimed off waivers by the Baltimore Orioles from the Brewers on 12/2...Designated for assignment by Baltimore on 1/20/17 and claimed off waivers by Atlanta from the Orioles on 1/26/17...Outrighted by Atlanta to Triple-A Gwinnett on 1/31/17...**2015:** Named a Southern League All-Star...Named MiLB.com Southern League Player of the Month in June, hitting .316 (30-for-95) with seven doubles, one triple, 11 home runs, 28 RBI and

18 runs scored in 25 games...Named a Southern League postseason All-Star for the Lookouts...Won the MiLB Joe Bauman Home Run Award for Double-A...Led all of Double-A in home runs (31), RBI (106) and extra-base hits (65), and ranked fourth in minor league baseball in homers, third in RBI, and 10th in extra-base hits...Named an outfielder on MiLB.com Twins organizational All-Star team...Played for Scottsdale in the Arizona Fall League, hitting .240 (18-for-75) with two doubles, one triple, five home runs and 18 RBI in 20 games...Added to Twins 40-man roster on 11/20...Ranked as the 17th-best prospect and "Best Power Hitter" in the Twins system by *Baseball America*, entering 2016. **2014:** Spent the entire season with Single-A Ft. Myers...Selected to Florida State League Mid- and Postseason All-Star teams...Named the MVP of the FSL Mid-season All-Star game after going 3-for-5 with a home run and a double for the South Division...Won the FSL Home Run Derby with 36 points in the final, beating out Daytona's Bijan Rademacher (23 points)...Hit 25 home runs and recorded 94 RBI, which both ranked first in the Twins minor league system...Named the "Best Power Prospect" in the Florida State League by *Baseball America*'s Best Tools survey and was the Twins 17th-best prospect entering 2015...Named an MiLB.com organizational All-Star...**2013:** Named Midwest League Player of the Week three times: 4/29, 5/13, and 7/15...Named the Twins Minor League Player of the Month for July, hitting .304 (35-for-115) with eight doubles, 10 home runs, 31 RBI and 20 runs scored...Tied for the team lead in games played (129) and led the team in at-bats (508), runs (83), hits (141), doubles (31), home runs (27) and RBI (109)...Named Mid- and Postseason Midwest League All-Star...Led the Midwest League in home runs, RBI and total bases, ranked second in slugging percentage, runs, extra-base hits...Ranked as the 15th-best prospect in the Midwest League, and 16th in the Twins system, following the season by *Baseball America*...**2012:** Spent his first professional season with rookie-level Elizabethton...Named Appalachian League Player of the Week for 8/13, hitting .364 (9-for-26) with three home runs and five RBI in seven games...Originally selected by Twins in third round of 2012 First-Year Player Draft...Signed by Twins scout Billy Corrgan.

Year	Club	AVG	G	AB	R	H	2B	3B	HR	RBI	SH	SF	HP	BB	SO	SB	CS	E
2012	Elizabethton	.250	58	232	44	58	7	4	14	45	0	0	1	19	76	4	0	5
2013	Cedar Rapids	.278	129	508	83	141	31	7	27	109	0	9	4	31	115	10	0	4
2014	Fort Myers	.246	132	505	78	124	19	1	25	94	0	3	2	44	156	9	5	6
2015	Chattanooga	.239	133	502	75	120	31	3	31	106	0	5	2	51	195	13	4	6
2016	Rochester	.243	132	478	61	116	22	5	27	75	0	7	2	44	202	7	4	5
<b>Minor Totals</b>		<b>.251</b>	<b>584</b>	<b>2225</b>	<b>341</b>	<b>559</b>	<b>110</b>	<b>20</b>	<b>124</b>	<b>429</b>	<b>0</b>	<b>24</b>	<b>11</b>	<b>189</b>	<b>744</b>	<b>43</b>	<b>13</b>	<b>26</b>

## WALKER, JEREMY RIGHT-HANDED PITCHER

**Bats:** R **Throws:** R **Height:** 6-5 **Weight:** 210  
**Born:** 6/12/95 in Forsyth County, NC **Resides:** Advance, NC  
**School:** Gardner-Webb (NC) University  
**Obtained:** Selected by the Braves in the fifth round (139th overall) of the 2016 First-Year Player Draft.  
**Signed By:** Billy Best

**2016 Review:** Made his professional debut with rookie-level Danville after being a fifth-round selection in the First-Year Player Draft and went 3-3 with a 3.18 ERA (14 ER/39.2 IP) and 39 strikeouts over 13 games (five starts)...Compiled a 4.63 strikeout-walk ratio, the sixth-best mark in the Atlanta system...Pitched to a 1-0 record with a 2.60 ERA (5 ER/17.1 IP) over eight relief appearances, compared to a 2-3 mark and a 3.63 ERA (9 ER/22.1 IP) in five starts...Allowed just eight hits with runners in scoring position, limiting batters to a .174 (8-for-46) average in such situations...Touched for six runs over 3.1 innings in his penultimate outing of the season, but compiled a 1.98 ERA (8 ER/36.1 IP) in his other 12 appearances...Earned his first professional win on 7/28 at Princeton.

Year	Club	W-L	ERA	G	GS	CG	SHO	SV	IP	H	R	ER	HR	HB	BB	SO	WP	BK
2016	Danville	3-3	3.18	13	5	0	0	0	39.2	40	17	14	2	3	8	37	2	0

## WALSH, COLIN INFILDER

**Bats:** S **Throws:** R **Height:** 6-1 **Weight:** 200  
**Born:** 9/26/89 in San Diego, CA **Resides:** La Jolla, CA  
**School:** Stanford University (CA)  
**Obtained:** Signed by the Braves as a minor-league free agent on December 1, 2016.  
**Signed By:** Matt Swanson (Cardinals)

**2016 Review:** Opened the season with Milwaukee after being a Rule 5 selection by the Brewers from Oakland, and appeared in 38 games during his first Major League stint...Collected his first Major League hit on 4/19 at Minnesota, poking a first-inning double off Ervin Santana...Batted .085 (4-for-47) before being returned to Oakland on 6/4...Played the rest of the season with Triple-A Nashville and hit .259 (52-for-201) in 59 games...Slashed .298/.431/.439 over 18 games in July, going 17-for-57 with 10 runs, two homers, nine RBI and 14 walks...**2015:** Batted .302 (147-for-487) with 13 home runs, 49 RBI and 17 stolen bases in 134 games at Double-A Midland, establishing new career highs in games (134), runs (97), hits (147), doubles (39), stolen bases (17) and walks (124)...Was named to both the Texas League's mid-season and postseason All-Star teams as he led the league in walks (124 - led all of Minor League Baseball), on-base percentage (.447), runs (97) and doubles (T1st, 39)...Also ranked among the league leaders in total bases (2nd, 229), extra-base hits (T2nd, 54), batting average



(4th, .302) and hits (4th, 147)...**2014:** Split the season between three levels of Oakland's system, combining to bat .290 (79-for-272) in 78 games between Midland (AA), Sacramento (AAA) and Stockton (A+)...Made two trips to the disabled list, first from 5/23-6/1 before a second stint from 7/21-29...**2013:** Appeared in 126 games between High-A Palm Beach and Double-A Springfield, batting .252 (118-for-469) with then career-bests in runs (74), hits, doubles (25) and stolen bases (14)...**2012:** Tabbed as the Cardinals' Minor League Player of the Month for May...Named to the Midwest League All-Star West squad as the designated hitter and went 1-for-3 with a run scored...Led the Midwest League in slugging (.530) and on-base percentage (.519), while ranking fourth in at-bats per home run (20.84)...Played for Surprise in the Arizona Fall League, batting .281 with one homer and 14 RBI in 16 games...Ranked among Cardinals' minor league leaders in OPS (2nd, .934), slugging (3rd, .521) and on-base percentage (3rd, .413)...**2011:** Played his sophomore campaign with Single-A Quad Cities...**2010:** Drafted by St. Louis in the 13th round of the First-Year Player Draft and split his debut season between rookie-level Johnson City, Low-A Batavia and Single-A Quad Cities, batting .256 (54-for-211) between the three clubs.

Year	Club	AVG	G	AB	R	H	2B	3B	HR	RBI	SH	SF	HP	BB	SO	SB	CS	E
2010	Johnson City	.261	6	23	3	6	0	0	0	2	0	0	0	3	3	0	0	1
	Batavia	.300	24	90	20	27	4	1	2	12	2	2	3	17	14	2	1	4
	Quad Cities	.214	28	98	15	21	2	2	2	6	0	0	2	20	20	5	1	7
2011	Quad Cities	.239	69	230	36	55	18	1	4	29	1	1	1	43	43	6	2	12
2012	Quad Cities	.314	97	353	69	111	18	5	16	68	0	5	7	60	65	4	3	13
	GCL Cardinals	.125	2	8	1	1	0	0	0	1	0	0	0	0	1	0	0	2
2013	Palm Beach	.262	94	351	59	92	20	6	4	34	1	0	2	58	68	11	1	7
	Springfield	.220	32	118	15	26	5	0	2	6	0	0	0	16	24	3	0	10
2014	Midland	.287	25	101	13	29	5	0	1	10	0	3	1	11	26	1	1	4
	Sacramento	.272	47	147	16	40	4	0	2	18	1	2	3	19	38	1	0	1
	Stockton	.417	6	24	7	10	1	0	1	4	0	0	0	6	6	1	0	2
2015	Midland	.302	134	487	97	147	39	2	13	49	2	1	5	124	131	17	7	9
2016	Milwaukee	.085	38	47	4	4	1	0	0	2	0	0	1	15	22	0	0	1
	Nashville	.259	59	201	31	52	12	1	4	26	0	2	1	41	63	0	0	5
Minor Totals		.277	623	2231	382	617	128	18	51	265	7	16	25	418	502	51	16	77
Major Totals		.085	38	47	4	4	1	0	0	2	0	0	1	15	22	0	0	1

## WATTS, DEVAN *RIGHT-HANDED PITCHER*

**Bats:** R **Throws:** R **Height:** 6-0 **Weight:** 205  
**Born:** 4/21/95 in Charlotte, NC **Resides:** Mooresville, NC  
**School:** Tusculum College (TN)  
**Obtained:** Selected by the Braves in the 17th round of the 2016 First-Year Player Draft.  
**Signed By:** Dustin Evans

**2016 Review:** Split his first professional campaign between rookie-level Danville and Single-A Rome, combining to go 3-1 with a 0.76 ERA (2 ER/23.2 IP) and 26 strikeouts over 20 appearances...Tallied nine saves between the two stops, fifth most among Atlanta farmhands...Allowed opponents to bat just .143 (11-for-77) against him, including a .069 (2-for-29) mark by left-handed batters...Made three scoreless postseason appearances totalling 3.1 innings as Rome won the South Atlantic League Championship...Both of the runs he allowed came on 8/2 vs. Lexington, while his other 19 appearances totalled 22.2 scoreless innings.

Year	Club	W-L	ERA	G	GS	CG	SHO	SV	IP	H	R	ER	HR	HB	BB	SO	WP	BK
2016	Danville	0-0	0.00	4	0	0	0	1	4.0	0	0	0	0	0	0	3	0	0
	Rome	3-1	0.92	16	0	0	0	8	19.2	11	2	2	0	1	6	23	0	0
Minor Totals		3-1	0.76	20	0	0	0	9	23.2	11	2	2	0	1	6	26	0	0

## WEBB, JACOB *RIGHT-HANDED PITCHER*

**Bats:** R **Throws:** R **Height:** 6-1 **Weight:** 200  
**Born:** 8/15/93 in Riverside, CA **Resides:** Riverside, CA  
**School:** Tabor College (KS)  
**Obtained:** Selected by the Braves in the 18th round of the 2014 First-Year Player Draft.  
**Signed By:** Terry Tripp

**2016 Review:** Returned to action after missing the 2015 campaign and made 14 appearances between rookie-level Danville and Single-A Rome, combining to post a 4.85 ERA (7 ER/13.0 IP) with two saves...Fanned 31 batters in 13.0 innings of work, and his 21.5 strikeouts per 9.0 innings were most among Atlanta farmhands...Struck out 12 consecutive batters over four straight 1.0-inning outings from 7/11-24, part of a run in which he struck out 20 of the 25 batters he faced from 7/11-8/11...Tallied multiple strikeouts in 11 of his 14 outings on the season, none of which totalled more than 1.0 inning...**2015:** Missed the entire season after undergoing successful "Tommy John" surgery on 4/2, performed by Dr. Xavier Duralde in Atlanta, GA...**2014:** Paced all starters with a 2.14 ERA (8 ER/33.2 IP), striking out 31 batters and yielding just 30 hits...Earned his first professional win on 7/30.

Year	Club	W-L	ERA	G	GS	CG	SHO	SV	IP	H	R	ER	HR	HB	BB	SO	WP	BK
2014	GCL Braves	2-1	2.14	11	6	0	0	0	33.2	30	9	8	2	1	8	31	2	0
2015							Injured - Did Not Play											
2016	Danville	0-0	3.18	12	0	0	0	2	11.1	7	4	4	1	0	7	28	0	0
	Rome	0-0	16.20	2	0	0	0	0	1.2	3	3	3	0	0	2	3	1	0
<b>Minor Totals</b>		<b>2-1</b>	<b>2.89</b>	<b>25</b>	<b>6</b>	<b>0</b>	<b>0</b>	<b>2</b>	<b>46.2</b>	<b>40</b>	<b>16</b>	<b>15</b>	<b>3</b>	<b>1</b>	<b>17</b>	<b>62</b>	<b>3</b>	<b>0</b>

## WENTZ, JOEY LEFT-HANDED PITCHER

**Bats:** L

**Throws:** L

**Height:** 6-5

**Weight:** 210

**Born:** 10/6/97 in Lawrence, KS

**Resides:** Leawood, KS

**School:** Shawnee Mission East (KS) HS

**Obtained:** Selected by the Braves in Competitive Balance Round A (40th overall) in the 2016 First-Year Player Draft.

**Signed By:** Nate Dion

**Braves 2017 Prospect Ranking:** No. 14 (MLB.com); No. 15 (*Baseball America*).

**2016 Review:** Selected by the Braves with the 40th overall selection in the 2016 First-Year Player Draft...Split his first professional season between rookie levels GCL Braves and Danville, and combined to go 1-4 with a 3.68 ERA (18 ER/44.0 IP) over 12 starts...Opened his career with four scoreless outings for the GCL Braves before advancing to Danville on 7/20...Allowed six earned runs over 2.2 innings in his Danville debut before pitching to a 3.68 ERA (12 ER/29.1 IP) over his final seven starts...Earned his first professional victory 8/14 at Greeneville, tossing 5.0 scoreless innings with a season-high seven strikeouts...*Baseball America* tabbed him as the 10th-best prospect in the Appalachian League at the season's end...Entered the 2016 draft ranked as *Baseball America's* 26th-best prospect and the 16th-best player in the draft class according to MLB.com...Led Shawnee Mission East High to the 2016 Kansas Class 6A state championship and was named the Sunflower League Player of the Year after going a perfect 9-0 while not allowing an earned run in 51.1 innings pitched...Struck out 104 batters over 51.1 high-school innings and allowed just seven hits with 12 walks...Held opponents hitless through his first four games of his high school season, and surrendered just one hit through his first 30 innings.

Year	Club	W-L	ERA	G	GS	CG	SHO	SV	IP	H	R	ER	HR	HB	BB	SO	WP	BK
2016	GCL Braves	0-0	0.00	4	4	0	0	0	12.0	3	0	0	0	1	5	18	0	1
	Danville	1-4	5.06	8	8	0	0	0	32.0	31	18	18	0	3	20	35	6	1
<b>Minor Totals</b>		<b>1-4</b>	<b>3.68</b>	<b>12</b>	<b>12</b>	<b>0</b>	<b>0</b>	<b>0</b>	<b>44.0</b>	<b>34</b>	<b>18</b>	<b>18</b>	<b>0</b>	<b>4</b>	<b>25</b>	<b>53</b>	<b>6</b>	<b>2</b>

## WHITE, BRANDON S. RIGHT-HANDED PITCHER

**Bats:** R

**Throws:** R

**Height:** 6-2

**Weight:** 215

**Born:** 12/21/94 in Columbia, SC

**Resides:** Chapin, SC

**School:** Lander (SC) University

**Obtained:** Selected by the Braves in the 12th round of the 2016 First-Year Player Draft.

**Signed By:** Billy Best

**2016 Review:** Made 15 appearances with rookie-level Danville in his professional debut, going 2-2 with a 2.30 ERA (4 ER/15.2 IP) and 24 strikeouts...Converted all seven of his save attempts, tied for sixth most in the Atlanta farm system...Allowed runs in just three of his 15 appearances, including only two outings in which a run was earned...Yielded 11 hits on the season, allowing opponents to bat just .204 (11-for-54).

Year	Club	W-L	ERA	G	GS	CG	SHO	SV	IP	H	R	ER	HR	HB	BB	SO	WP	BK
2016	Danville	2-2	2.30	15	0	0	0	7	15.2	11	5	4	1	2	5	24	1	0

## WHITE, BRANDON T. RIGHT-HANDED PITCHER

**Bats:** R

**Throws:** R

**Height:** 6-3

**Weight:** 205

**Born:** 12/6/92 in Chicago, IL

**Resides:** Chicago, IL

**School:** Davenport (MI) University

**Obtained:** Selected by the Braves in the 13th round of the 2016 First-Year Player Draft.

**Signed By:** Rick Sellers

**2016 Review:** Made his professional debut with the GCL Braves and pitched to a 3.86 ERA (8 ER/18.2 IP) over 17 games...Three of the eight earned runs he allowed came over 0.1 inning on 7/28 at GCL Yankees East, while he compiled a 2.45 ERA (5 ER/18.1 IP) in his 16 other appearances.

Year	Club	W-L	ERA	G	GS	CG	SHO	SV	IP	H	R	ER	HR	HB	BB	SO	WP	BK
2016	GCL Braves	1-3	3.86	17	0	0	0	3	18.2	14	11	8	1	1	7	12	3	0

**WILSON, BRYSE** RIGHT-HANDED PITCHER

**Bats:** R **Throws:** R **Height:** 6-1 **Weight:** 215  
**Born:** 12/20/97 in Durham, NC **Resides:** Hillsborough, NC  
**School:** Orange (NC) HS  
**Obtained:** Selected by the Braves in the fourth round (109th overall) of the 2016 First-Year Player Draft.  
**Signed By:** Billy Best

**Braves 2017 Prospect Ranking:** No. 25 (*Baseball America*); No. 25 (MLB.com).

**2016 Review:** Made nine appearances (six starts) after being selected in the fourth round in the First-Year Player Draft and went 1-1 with a 0.67 ERA (2 ER/26.2 IP) for the GCL Braves...Allowed just 16 hits over 26.2 innings and held opponents to a .172 (16-for-93) average, including a .138 (8-for-58) mark by right-handed batters...Did not allow an earned run over 18.0 innings in his six starts, while pitching to a 2.08 ERA (2 ER/8.2 IP) over three relief appearances...Earned the win in his professional debut, tossing 2.0 scoreless innings and allowing just one walk with a pair of strikeouts.

Year	Club	W-L	ERA	G	GS	CG	SHO	SV	IP	H	R	ER	HR	HB	BB	SO	WP	BK
2016	GCL Braves	1-1	0.67	9	6	0	0	0	26.2	16	4	2	0	0	8	29	0	0

**WILSON, ISRANEL** INFILDER

**Bats:** L **Throws:** R **Height:** 6-3 **Weight:** 185  
**Born:** 3/6/98 in Saint Maarten **Resides:** San Pedro de Macoris, DR  
**Obtained:** Signed by the Braves as a non-drafted free agent on December 31, 2014.  
**Signed By:** Luis Ortiz

**2016 Review:** Appeared in 38 games with rookie-level Danville in his second professional season, batting .192 (25-for-130) with 11 extra-base hits and 12 RBI...Collected a career-best four RBI on 7/27 at Johnson City, going 3-for-5 with two runs, one double and a home run...**2015:** Ended his first season of professional baseball among the Top 10 in OPS (3rd, .828) and home runs (T5th, 10) among all Atlanta farmhands...His 10 home runs were most in the GCL.

Year	Club	AVG	G	AB	R	H	2B	3B	HR	RBI	SH	SF	HP	BB	SO	SB	CS	E
2015	GCL Braves	.222	48	144	29	32	5	1	10	22	1	0	2	26	56	3	4	8
2016	Danville	.192	38	130	19	25	8	1	2	12	1	0	1	14	51	6	2	1
<b>Minor Totals</b>		<b>.208</b>	<b>86</b>	<b>274</b>	<b>48</b>	<b>57</b>	<b>13</b>	<b>2</b>	<b>12</b>	<b>24</b>	<b>2</b>	<b>0</b>	<b>3</b>	<b>40</b>	<b>107</b>	<b>9</b>	<b>6</b>	<b>9</b>

**WITHROW, MATT** RIGHT-HANDED PITCHER

**Bats:** R **Throws:** R **Height:** 6-4 **Weight:** 235  
**Born:** 9/23/93 in Odessa, TX **Resides:** Odessa, TX  
**School:** Texas Tech University  
**Obtained:** Selected by the Braves in the sixth round (180th overall) of the 2015 First-Year Player Draft.  
**Signed By:** Nate Dion

**2016 Review:** Played the entirety of his second professional season with High-A Carolina and went 9-6 with a 3.80 ERA (51 ER/120.2 IP) and 131 strikeouts in 25 games (24 starts) to earn the Mudcats' Pitcher of the Year honors from the organization...Paced Carolina in wins (9) and led all Mudcats starters with a 3.80 ERA (51 ER/120.2 IP), while his 131 strikeouts on the season were second most in the Carolina League and fifth most among Braves farmhands...Also ranked in the Top 10 among Atlanta prospects in wins (T3rd, 9), starters ERA (8th, 3.80) and innings (10th, 120.2)...Surrendered three or fewer earned runs in 21 of his 25 appearances on the season, and aside from a 3.0-inning start in which he surrendered 11 runs on 7/23, he pitched to a 3.06 ERA...Earned his first professional win in his fourth start of the season on 5/1 vs. Lynchburg...Fanned a career-best 11 batters in his final start of the season, 8/31 vs. Wilmington...**2015:** Made his professional debut with rookie-level Danville after being selected by the Braves in the sixth round of the 2015 June free agent draft...Allowed two earned runs or fewer in 12 of his 13 starts...Pitched primarily in relief during his junior season at Texas Tech and turned in a career-best 3.63 ERA (9 ER/22.1 IP) over 13 games (1 start).

Year	Club	W-L	ERA	G	GS	CG	SHO	SV	IP	H	R	ER	HR	HB	BB	SO	WP	BK
2015	Danville	0-4	3.56	13	13	0	0	0	48.0	48	24	19	2	4	16	35	5	0
2016	Carolina	9-6	3.80	25	24	0	0	0	120.2	100	60	51	11	9	68	131	8	0
<b>Minor Totals</b>		<b>9-10</b>	<b>3.74</b>	<b>38</b>	<b>37</b>	<b>0</b>	<b>0</b>	<b>0</b>	<b>168.2</b>	<b>148</b>	<b>84</b>	<b>70</b>	<b>13</b>	<b>13</b>	<b>84</b>	<b>166</b>	<b>13</b>	<b>0</b>

**YEPEZ, JUAN**    *INFIELDER*

**Bats:** R                      **Throws:** R                      **Height:** 6-1                      **Weight:** 200  
**Born:** 2/19/98 in Caracas, Venezuela                      **Resides:** Caracas, Venezuela  
**Obtained:** Signed by the Braves as a non-drafted free agent on July 2, 2014.  
**Signed By:** Rolando Petit

**2016 Review:** Appeared in 11 games for Single-A Rome to open his season before landing on the 7-day disabled list on 5/20 and missing over two months of action, returning to the R-Braves on 8/16 after a three-game rehabilitation stint with the GCL Braves...Combined to bat .255 (26-for-102) between the two stops, including a .261 (24-for-92) mark with Rome...**2015:** Split his first professional season between the GCL Braves and rookie-level Danville, combining to bat .299 (60-for-201) with 24 runs, 16 doubles, four home runs and 31 RBI in 59 games...Finished the season in the Top 10 among Braves farmhands in OPS (4th, .822) and average (8th, .299)...Opened the season with the GCL Braves before a move to Danville on 8/4.

Year	Club	AVG	G	AB	R	H	2B	3B	HR	RBI	SH	SF	HP	BB	SO	SB	CS	E
2015	GCL Braves	.306	31	98	12	30	9	1	1	17	0	2	1	16	26	3	2	1
	Danville	.291	28	103	12	30	7	1	3	14	0	2	0	6	29	0	1	5
2016	Rome	.261	23	92	10	24	5	0	1	7	0	0	1	7	23	0	0	2
	GCL Braves	.200	3	10	0	2	0	0	0	1	0	0	0	0	3	0	0	1
Minor Totals		.284	85	303	34	86	21	2	5	39	0	4	2	29	81	3	3	9

**ZUNIGA, GUILLERMO**    *RIGHT-HANDED PITCHER*

**Bats:** R                      **Throws:** R                      **Height:** 6-3                      **Weight:** 195  
**Born:** 10/10/98 in Cartagena, Colombia                      **Resides:** Cartagena, Colombia  
**Obtained:** Signed by the Braves as a non-drafted free agent on July 2, 2016.  
**Signed By:** Carlos Garcia

Year	Club	W-L	ERA	G	GS	CG	SHO	SV	IP	H	R	ER	HR	HB	BB	SO	WP	BK
2016	DSL Braves	1-0	2.61	5	0	0	0	0	10.1	12	5	3	2	0	2	9	1	0

**2016 MINOR LEAGUE STANDINGS**

Club	League	Division	Manager	W-L	GA/GB	Finish
Gwinnett	International	South	Brian Snitker/Rick Albert/John Moses	65-78	+0.5	1st
Mississippi	Southern	South	Luis Salazar	73-65	-7.0	2nd
			(1st Half)	34-35	-6.5	3rd
			(2nd Half)	39-30	-0.5	2nd
Carolina	Carolina	Southern	Luis Salazar	52-87	-35.0	4th
			(1st Half)	29-41	-14.5	3rd
			(2nd Half)	23-46	-23.0	4th
Rome	South Atlantic	Southern	Randy Ingle	70-69	-6.0	T3rd
			(1st Half)	27-42	-15.0	6th
			(2nd Half)	43-27	+2.5	1st
Danville	Appalachian	East	Ralph "Rocket" Wheeler	31-36	-10.5	4th
Braves	Gulf Coast	Northeast	Robinson Cancel	28-28	+6.0	1st
Braves	Dom. Summer	San Pedro	Francisco Santiesteban	30-40	-20.5	5th
Totals				349-403		

# 2016 MINOR LEAGUE AWARD WINNERS



## 2016 BOBBY COX MANAGER OF THE YEAR

### RANDY INGLE - ROME BRAVES

The Bobby Cox award is presented to the individual that best represents the top managerial performance throughout Atlanta's minor league system.

2015	Brian Snitker, Gwinnett	2008	Phillip Wellman, Mississippi
2014	Randy Ingle, Danville	2007	Dave Brundage, Richmond
2013	Aaron Holbert, Mississippi	2006	Paul Runge, Danville
2012	Luis Salazar, Lynchburg	2005	Brian Snitker, Mississippi
2011	Randy Ingle, Danville	2004	Pat Kelly, Richmond
2010	Jose Tartabull, GCL Braves	2003	Rocket Wheeler, Rome
2009	Paul Runge, Danville	2002	Ralph Henriquez, Danville



## 2016 BILL LUCAS AWARD

### MIKE SOROKA - ROME BRAVES

The Bill Lucas Award is presented annually to the organization's minor league player that best represents the Braves both on and off the field.

2015	Barrett Kleinke, Mississippi/Gwinnett	2008	Matt Young, Mississippi
2014	Braeden Schlehner, Mississippi	2007	Wes Timmons, Richmond
2013	Todd Cunningham, Gwinnett/Atlanta	2006	Carl Loadenthal, Mississippi/Myrtle Beach
2012	Ernesto Mejia, Gwinnett	2005	Brayan Pena, Richmond
2011	Cory Gearrin, Gwinnett/Atlanta	2004	Pete Orr, Richmond
2010	J.C. Boscan, Mississippi	2003	Ryan Langerhans, Greenville
2009	Greg Creek, Mississippi	2002	Tony Pena, Macon




## 2016 PHIL NIEKRO AWARD

### PARTICK WEIGEL - ROME BRAVES/MISSISSIPPI BRAVES

The Phil Niekro award is presented annually to the top pitcher in the Braves' minor league organization.

2015	Tyrell Jenkins, Mississippi/Gwinnett	2008	Tommy Hanson, Myrtle Beach/Mississippi
2014	Williams Perez, Mississippi	2007	Jo-Jo Reyes, ATL/Mississippi/Richmond
2013	Lucas Sims, Rome	2006	Matt Harrison, Myrtle Beach/Mississippi
2012	J.R. Graham, Lynchburg/Mississippi	2005	Chuck James, Mississippi
2011	Julio Teheran, Gwinnett/Atlanta	2004	Kyle Davies, Myrtle Beach
2010	Julio Teheran, Rome/MB/MIS	2003	Macay McBride, Myrtle Beach
2009	Craig Kimbrel, Rome, MB, MIS, GWN	2002	Bubba Nelson, Myrtle Beach



## 2016 HANK AARON AWARD

### DUSTIN PETERSON - MISSISSIPPI BRAVES

The Hank Aaron Award is presented annually to the top offensive performer in the Braves' minor league system.

2015	Mallix Smith, Mississippi/Gwinnett	2008	Freddie Freeman, Rome
2014	Kyle Kubitz, Mississippi	2007	Jordan Schafer, Myrtle Beach/Rome
2013	Josh Elander, Rome/Lynchburg	2006	Kala Ka'aihue, Rome/Myrtle Beach
2012	Todd Cunningham, Mississippi	2005	Scott Thorman, Mississippi
2011	Joey Terdoslavich, Lynchburg	2004	Ryan Langerhans, Richmond
2010	Freddie Freeman, Gwinnett	2003	Adam LaRoche, Richmond
2009	Jason Heyward, MB/MIS/GWN	2002	Andy Marte, Macon

## 2016 MINOR LEAGUE TEAM MVPs

	Gwinnett (AAA)	Mississippi (AA)	Carolina (A)	Rome (A)	Danville (R)
Player	3B Rio Ruiz	OF Dustin Peterson	OF Keith Curcio	3B Austin Riley	1B Ramon Osuna
Pitcher	RHP Rob Wooten	RHP Rob Whalen	RHP Matt Withrow	RHP Patrick Weigel	LHP Jhon Martinez



# 2016 BRAVES MINOR LEAGUE PITCHING LEADERS

## WINS

1.	Chris Ellis.....	12
2.	Patrick Weigel.....	11
T3.	Matt Withrow.....	9
	Max Povse.....	9
	Tyrell Jenkins.....	9
	Mike Soroka.....	9
T7.	Sean Newcomb.....	8
	Kolby Allard.....	8
	Max Fried.....	8
	Evan Phillips.....	8

## GAMES PITCHED

1.	Madison Younginer IV.....	46
2.	David Peterson.....	45
T3.	Bradley Roney.....	44
	Stephen Janas.....	44
T5.	Evan Phillips.....	43
	Jason Hursh.....	43
	Brandon Cuniff.....	43
8.	Steve Kent.....	42
T9.	Sean McLaughlin.....	41
	Taylor Lewis.....	41

## SAVES

1.	Madison Younginer IV.....	15
T2.	David Peterson.....	10
	Chase Johnson-Mullins.....	10
	Evan Phillips.....	10
5.	Devan Watts.....	9
6.	Brandon S. White.....	8
7.	Sean McLaughlin.....	7
T8.	Bradley Roney.....	6
	Josh Graham.....	6
	Jose Ramirez.....	6

## INNINGS PITCHED

1.	Max Povse.....	158.0
2.	Patrick Weigel.....	149.2
3.	Chris Ellis.....	146.1
4.	Enderson Franco.....	144.0
5.	Mike Soroka.....	143.0
6.	Lucas Sims.....	141.0
7.	Sean Newcomb.....	140.0
8.	Ryan Clark.....	134.2
9.	Touki Toussaint.....	132.1
10.	Matt Withrow.....	120.2

## ERA (STARTERS)

1.	Patrick Weigel.....	2.48
2.	Gregory Bautista.....	2.52
3.	Kelvin Rodriguez.....	2.60
4.	Mike Soroka.....	3.02
5.	Jhon Martinez.....	3.25
6.	Alan Rangel.....	3.33
7.	Max Povse.....	3.38
8.	Matt Withrow.....	3.83
9.	Sean Newcomb.....	3.86
10.	Touki Toussaint.....	3.89

## WHIP (STARTERS)

1.	Patrick Weigel.....	1.05
2.	Alan Rangel.....	1.13
3.	Mike Soroka.....	1.13
4.	Max Povse.....	1.14
5.	Kelvin Rodriguez.....	1.17
6.	Gregory Bautista.....	1.24
7.	Sean Newcomb.....	1.31
8.	Touki Toussaint.....	1.33
9.	Jhon Martinez.....	1.38
10.	Matt Withrow.....	1.40

## STRIKEOUTS

1.	Lucas Sims.....	159
T2.	Patrick Weigel.....	152
	Sean Newcomb.....	152
4.	Max Povse.....	139
5.	Matt Withrow.....	131
6.	Touki Toussaint.....	128
7.	Chris Ellis.....	126
8.	Mike Soroka.....	125
T9.	Max Fried.....	112
	Rob Whalen.....	112

## ERA (RELIEVERS)

1.	Gilbert Suarez.....	0.78
2.	Devan Watts.....	0.78
3.	Caleb Dirks.....	0.93
4.	Corbin Clouse.....	1.24
5.	A.J. Minter.....	1.36
6.	Taylor Hyssong.....	1.59
7.	Carlos Lopez.....	1.59
8.	Miguel Jerez.....	1.64
9.	Ryan Schlosser.....	1.89
10.	Taylor Lewis.....	2.08

## AVG. AGAINST (STARTERS)

1.	Patrick Weigel.....	.194
2.	Touki Toussaint.....	.217
3.	Ryan Lawlor.....	.223
4.	Sean Newcomb.....	.224
5.	Matt Withrow.....	.225
6.	Gregory Bautista.....	.227
7.	Lucas Sims.....	.233
8.	Chris Ellis.....	.234
9.	Alan Rangel.....	.241
10.	Mike Soroka.....	.244

## 2016 PITCHERS OF THE MONTH

Month	Gwinnett (AAA)	Mississippi (AA)	Carolina (A)	Rome (A)	Danville (R)
April	Aaron Blair	Chris Ellis	Max Povse	Mike Soroka	
May	John Gant	Stephen Janas	Evan Phillips	Matt Custred	
June	Rob Wooten	Rob Whalen	Matt Withrow	Patrick Weigel	Alan Rangel
July	Bradley Roney	Jason Hursh	Taylor Lewis	Patrick Weigel	Jhon Martinez
August	Bradley Roney	Max Povse	Matt Withrow	Kolby Allard	Jeremy Walker

## 2016 PLAYERS OF THE MONTH

Month	Gwinnett (AAA)	Mississippi (AA)	Carolina (A)	Rome (A)	Danville (R)
April	Rio Ruiz	Ozzie Albies	Dansby Swanson	Jonathan Morales	
May	Brandon Snyder	Dansby Swanson	Joey Menses	Luke Dykstra	
June	Ronnier Mustelier	Joey Menses	Joey Menses	Luke Dykstra	Derian Cruz
July	Mel Rojas, Jr.	Dustin Peterson	Keith Curcio	Austin Riley	J.B. Moss
August	Emilio Bonifacio	Ozzie Albies	Tanner Murphy	Carlos Castro	Cristian Pache

# 2016 BRAVES MINOR LEAGUE BATTING LEADERS

## BATTING AVERAGE

1. Cristian Pache.....	309
2. Matt Gonzalez.....	302
3. Emilio Bonifacio.....	298
4. Ozzie Albies.....	292
5. Ronnier Mustelier.....	291
6. Joey Meneses.....	290
7. Randy Ventura.....	284
8. Dustin Peterson.....	282
9. Dansby Swanson.....	275
10. Ray-Patrick Diddy.....	274

## RUNS

1. Ray-Patrick Diddy.....	95
2. Ozzie Albies.....	83
T3. Dansby Swanson.....	68
Austin Riley.....	68
5. Keith Curcio.....	67
6. Dustin Peterson.....	65
7. Emilio Bonifacio.....	57
8. Reid Brignac.....	56
9. Braxton Davidson.....	53
10. Rio Ruiz.....	52

## HITS

1. Ozzie Albies.....	161
2. Dustin Peterson.....	148
3. Joey Meneses.....	135
4. Austin Riley.....	134
5. Ray-Patrick Diddy.....	131
6. Rio Ruiz.....	126
7. Emilio Bonifacio.....	125
T8. Keith Curcio.....	124
Ronnier Mustelier.....	124
10. Johan Camargo.....	119

## DOUBLES

1. Austin Riley.....	39
2. Dustin Peterson.....	38
3. Ozzie Albies.....	33
4. Keith Curcio.....	29
5. Joey Meneses.....	28
6. Jordan Edgerton.....	27
7. Johan Camargo.....	26
T8. Dansby Swanson.....	25
Justin Ellison.....	25
Jonathan Morales.....	25

## TRIPLES

1. Ozzie Albies.....	10
2. Ray-Patrick Diddy.....	9
T3. Justin Ellison.....	8
Matt Lipka.....	8
Keith Curcio.....	8
T6. Connor Lien.....	7
Cristian Pache.....	7
8. Johan Camargo.....	6
T9. Travis Demeritte.....	5
Shean Michel.....	5

## HOME RUNS

1. Austin Riley.....	20
2. Carlos Castro.....	17
T3. Dustin Peterson.....	12
Jacob Schrader.....	12
Mel Rojas Jr.....	12
6. Matt Tuiasosopo.....	11
T7. Rio Ruiz.....	10
Braxton Davidson.....	10
T9. Joseph Odom.....	9
Dansby Swanson.....	9

## RUNS BATTED IN

1. Dustin Peterson.....	88
2. Austin Riley.....	80
3. Braxton Davidson.....	63
4. Rio Ruiz.....	62
5. Carlos Castro.....	57
T6. Dansby Swanson.....	55
Jordan Edgerton.....	55
Jonathan Morales.....	55
T9. Justin Ellison.....	54
Keith Curcio.....	54

## OPS (ON-BASE + SLUGGING)

1. Austin Riley.....	.803
2. Anthony Concepcion.....	.797
3. Dansby Swanson.....	.787
4. Ozzie Albies.....	.778
5. Dustin Peterson.....	.774
6. Ray-Patrick Diddy.....	.767
7. Joey Meneses.....	.761
8. Rio Ruiz.....	.755
9. Ronnier Mustelier.....	.747
10. Keith Curcio.....	.740

## STOLEN BASES

1. Emilio Bonifacio.....	37
2. Ray-Patrick Diddy.....	37
3. Ozzie Albies.....	30
4. Keith Curcio.....	24
T5. Stephen Gaylor.....	18
Justin Ellison.....	18
7. Matt Lipka.....	16
8. Randy Ventura.....	15
9. Ronald Acuna.....	14
10. Dansby Swanson.....	13

## BRAVES 2016 FIRST-YEAR DRAFT

Rd	Name	Pos.	#	School	Rd	Name	Pos.	#	School
1.	Ian Anderson	RHP	3	Shenendehowa (NY) HS	21.	Dalton Carroll	RHP	619	University of Utah
A.	Joey Wentz	LHP	40	Shawnee Mission East (KS) HS	22.	Alex Lee	1B	649	Samford University
2.	Kyle Muller	LHP	44	Jesuit College Preparatory	23.	Griffin Benson	1B	679	Aledo (TX) High School
B.	Brett Cumberland	C	76	Univ. of California, Berkeley	24.	Matt Hearn	CF	709	Mission College
3.	Drew Harrington	LHP	80	University of Louisville	25.	Ryan O'Malley	3B	739	Sonoma State University
4.	Bryse Wilson	RHP	109	Orange (NC) HS	26.	Alan Crowley	C	769	Reedley College
5.	Jeremy Walker	RHP	139	Garnder-Webb University	27.	Corbin Clouse	LHP	799	Davenport University
6.	Matthew Gonzalez	2B	169	Georgia Tech University	28.	Nick Shumpert	2B	829	San Jacinto College North
7.	J.B. Moss	LF	199	Texas A&M University	29.	Jackson Pokorney	CF	859	Mater Dei (IN) High School
8.	Taylor Hyssong	LHP	229	Univ. of North Carolina, Wilmington	30.	Cameron Stanton	RHP	889	St. Edwards University
9.	Tyler Neslony	RF	259	Texas Tech University	31.	Cameron Jabara	RHP	919	Newport Harbor (CA) High School
10.	Marcus Mooney	SS	289	Univ. of South Carolina, Columbia	32.	Ryan Schlosser	RHP	949	Century College
11.	Matt Rowland	RHP	319	Pope (GA) HS	33.	Handsome Monica	C	979	Northwest Florida State College
12.	Brandon White	RHP	349	Lander University	34.	Jared James	LF	1009	Cal Poly Pomona
13.	Brandon White	RHP	379	Davenport University	35.	Michael Gizzi	RHP	1039	State College of Flor., Manatee-Sarasota
14.	Ramon Osuna	1B	409	Walters State Community College	36.	Andres Perez	C	1069	Pinecrest (GA) Academy High School
15.	Zach Becherer	RHP	439	Rend Lake College	37.	Zac Kristofak	RHP	1099	Walton (GA) High School
16.	Josh Anthony	3B	469	Western Oklahoma State College	38.	Dayton Tripp	RHP	1129	Rend Lake College
17.	Devan Watts	RHP	499	Tusculum College	39.	Parker Danciu	LHP	1159	Marshall University
18.	Zach Rice	LHP	529	University of N.C., Chapel Hill	40.	Dylan Beasley	RHP	1189	Rome (GA) High School
19.	Tucker Davidson	LHP	559	Midland College					
20.	Gabe Howell	2B	589	Trion (GA) High School					

Bold indicates signed

# 2017 SCOUTING STAFF

## MAJOR LEAGUE SCOUTS



**DENNIS HAREN**  
National League West



**DAVE HOLLIDAY**  
American League



**MATT KINZER**  
National League Central



**RON MARIGNY**  
National League East



**RICK RAGAZZO**  
American League West



**TED SIMMONS**  
National League



**TERRY TRIPP SR.**  
American League Central



**LEON WURTH**  
American League East

## PROFESSIONAL SCOUTS



**RICK ARNOLD**



**MATT CARROLL**



**JASON DUNN**



**ROD GILBREATH**




**NATE HOWARD**



**PATRICK LOWERY**



**DEVLIN McCONNELL**



**TRENTON MOSES**



**COLLIN O'BRIEN**

## CROSS CHECKERS



**TOM BATTISTA**  
National



**REED DUNN**  
Regional East Coast



**DERON ROMBACH**  
National



**SEAN ROONEY**  
National



**TERRY TRIPP**  
Regional Midwest

## AREA SUPERVISORS



**KEVIN BARRY**  
IL, IA, MO, MN  
ND, SD, WI



**BILLY BEST**  
NC, SC



**JIM BLUEBERG**  
N. CA, N. NV



**HUGH BUCHANAN**  
AL, N. FL



**JUSTIN CLARK**  
Central FL



**DAN COX**  
S. CA, HI



**NATE DION**  
KS, NE, OK, N. TX



**DUSTIN EVANS**  
GA, E. TN  
Southern Supervisor



**BRETT EVERT**  
AK, ID, MT, OR, WA,  
WY, W. Canada



**RALPH GARR**  
SE TX  
SWAC Schools



**GENE KERNS**  
DE, MD, PA, VA  
WV



**KEVIN MARTIN**  
S. CA, S. NV



**GREG MORHARDT**  
CT, MA, ME, NH, NJ,  
NY, RI, VT, E. Canada



**LOU SANCHEZ**  
FL, Puerto Rico



**RICK SELLERS**  
IN, KY, OH, MI



**DON THOMAS**  
AR, LA, MS, W. TN



**DARIN VAUGHAN**  
S. TX



**RICKY WILSON**  
AZ, CO, NM, UT

## INTERNATIONAL SCOUTING



**OSCAR ALVARADO**  
Venezuela  
Supervisor



**JONATHAN CRUZ**  
Dominican Republic  
Supervisor



**PHIL DALE**  
Eastern Rim  
Coordinator



**HIROYUKI OYA**  
Japan Supervisor



**CHRIS ROQUE**  
Central American  
Supervisor



**MANUEL SAMANIEGO**  
Mexico  
Supervisor

## SCOUTS

Darin Blair .....	Illinois
Nehomar Caldera .....	Venezuela
Stu Cann .....	Illinois
Jeremy Chou .....	Taiwan
Caonabo Cosme .....	Dominican Republic
Oscar Delgado .....	Venezuela
Carlos Garcia .....	Colombia
David Godoy .....	Venezuela
Ray Gomez .....	Dominican Republic
Dewayne Kitts .....	South Carolina
Hyun-Sung Kim .....	South Korea
Dargello Lodowica .....	Curacao
Abraham Martinez .....	Puerto Rico
Alex Mongrio .....	Nicaragua

# ATLANTA BRAVES NO. 1 DRAFT CHOICES

Year	Selection #	Regular Phase	Secondary Phase
1966	11	Al Santorini, P	Oscar Brown, OF
1967	12	Andy Finlay, OF	Garry Hill, P
1968	7	Curtis Moore, C	Larry Pyre, P
1969	12	Gene Holbert, C	Gary Robson, P
1970	21	Ron Broadus, P	William Hodge, C
1971	10	Taylor Duncan, INF	Mike Beard, P
1972	11	Preston Hanna, P	Mike Bahnick, P
1973	10	Pat Rockett, SS	No Selection
1974	5	Dale Murphy, C	Scott McGlamory, P
1975	18	Don Young, C	David Stevens, OF
1976	3	Ken Smith, 1B	Gerald Price, INF
1977	4	Tim Cole, P	Mark Martin, C
1978	1	Bob Horner, 3B	James Watkins, C
1979	4	Brad Komminsk, OF	No Selection
1980	3	Ken Dayley, P	Jeff Dedmon, P
1981	12	Jay Roberts, OF	John Wallace, OF
1982	9	Duane Ward, P	John Bryant, CF
1983	74 (3rd round)	Marty Clary, P	Kevin Williamson, P
1984	19	Drew Denson, 1B	Jeff Blauser, SS
1985	14	Tommy Greene, P	Dodd Johnson, INF
1986	5	Kent Mercker, P	Kevin Brown, P
1987	6	Derek Lilliquist, P	No Second Phase
1988	3	Steve Avery, P	No Second Phase
1989	2	Tyler Houston, C	No Second Phase
1990	1	Chipper Jones, SS	No Second Phase
1991	2	Mike Kelly, OF	No Second Phase
1992	21	Jamie Arnold, P	No Second Phase
1993	66 (2nd round)	Andre King, OF*	No Second Phase
1994	27	Jacob Shumate, P	No Second Phase
1995	26	Chad Hutchinson, P**	No Second Phase
1996	27	A.J. Zapp, 1B	No Second Phase
1997	29	Troy Cameron, SS	No Second Phase
1998	52 (2nd round)	Matthew Belisle, P#	No Second Phase
1999	81 (2nd round)	Matteaus Butler, P@	No Second Phase
2000	29	Adam Wainwright, P	No Second Phase
2001	24	Macay McBride, LHP	No Second Phase
2002	23	Jeff Francoeur, OF	No Second Phase
2003	35 (Supplemental round)	Luis Atilano, P	No Second Phase
2004	71 (2nd round)	Eric Campbell, 3B^	No Second Phase
2005	27	Joey Devine, RHP	No Second Phase
2006	24	John (Cody) Johnson, OF	No Second Phase
2007	14	Jason Heyward, OF	No Second Phase
2008	40	Brett DeVall, LHP%	No Second Phase
2009	7	Mike Minor, LHP	No Second Phase
2010	35 (Supplemental round)	Matt Lipka, SS^^	No Second Phase
2011	28	Sean Gilmartin, LHP	No Second Phase
2012	21	Lucas Sims, RHP	No Second Phase
2013	31 (Supplemental round)	Jason Hursh, RHP&	No Second Phase
2014	32 (Supplemental round)	Braxton Davidson, OF\$	No Second Phase
2015	14	Kolby Allard, LHP	No Second Phase
	28	Mike Soroka, RHP+	No Second Phase
	41 (Competitive Balance-A)	Austin Riley, 3B!	No Second Phase
2016	3	Ian Anderson, RHP	No Second Phase
	40 (Competitive Balance-A)	Joez Wentz, LHP++	No Second Phase

\*Braves' first-round pick was sent to Chicago as compensation for Greg Maddux.

\*\*Did not sign.

#Braves' first-round pick was sent to Colorado as compensation for Andres Galarraga.

@Braves' first-round pick was sent to St. Louis as compensation for Brian Jordan.

^ Braves' first-round pick was sent to Texas as compensation for John Thomson.

% Braves' first-round pick was sent to New York (NL) as compensation for Tom Glavine.

^^ Braves' first-round pick was sent to Boston as compensation for Billy Wagner.

& Braves' first-round pick was sent to Tampa Bay as compensation for B.J. Upton.

\$ Braves' first-round pick was sent to Kansas City as compensation for Ervin Santana.

+ Braves awarded first-round pick as compensation for losing Ervin Santana.

! Braves acquired competitive balance round-A pick as part of a six-player trade on April 5, 2015.

++ Braves acquired competitive balance round-A pick as part of a three-team, 13-player trade on July 30, 2015.



# **BRAVES HISTORY**



# BRAVES' YEARLY FINISHES

## BOSTON (1876-1952)

Year	Pos.	Won	Lost	Pct.	GB/GA	HR	Bat Avg	ERA	Fld Avg	Manager	Attendance
1876	4	39	31	.557	-15.0	9	.266	2.51	.860	Harry Wright	
1877	1	42	18	.700	+7.0	4	.296	2.15	.888	Harry Wright	
1878	1	41	19	.683	+4.0	2	.241	2.32	.914	Harry Wright	
1879	2	54	30	.643	-5.0	30	.274	2.19	.913	Harry Wright	
1880	6	40	44	.476	-27.0	20	.253	3.08	.901	Harry Wright	
1881	6	38	45	.458	-17.5	5	.251	2.71	.908	Harry Wright	
1882	3	45	39	.536	-10.0	15	.264	2.80	.910	John Morrill	
1883	1	63	35	.643	+4.0	34	.276	2.55	.900	Jack Burdock (31-26) John Morrill (32-9)	
1884	2	73	38	.658	-10.5	36	.254	2.47	.921	John Morrill	
1885	5	46	66	.411	-41.0	22	.232	3.03	.901	John Morrill	
1886	5	56	61	.479	-30.5	24	.260	3.24	.906	John Morrill	
1887	5	61	60	.504	-16.5	54	.277	4.41	.905	John Morrill	
1888	4	70	64	.522	-15.5	56	.245	2.41	.916	John Morrill	
1889	2	83	45	.648	-1.0	43	.270	3.36	.926	Jim Hart	
1890	5	76	57	.571	-12.0	31	.258	2.93	.934	Frank Selee	
1891	1	87	51	.630	+3.5	51	.255	2.76	.937	Frank Selee	
1892	1	102	48	.680	+8.5	34	.250	2.86	.930	Frank Selee	
1893	1	86	43	.667	+15.0	64	.290	4.43	.936	Frank Selee	
1894	3	83	49	.629	-8.0	103	.331	5.41	.925	Frank Selee	
1895	4	71	60	.542	-16.5	54	.290	4.27	.934	Frank Selee	
1896	4	74	57	.565	-17.0	36	.300	3.78	.933	Frank Selee	
1897	1	93	39	.705	+2.0	45	.319	3.65	.950	Frank Selee	
1898	1	102	47	.685	+6.0	53	.290	2.98	.949	Frank Selee	
1899	2	95	57	.625	-8.0	41	.287	3.26	.951	Frank Selee	
1900	4	66	72	.478	-17.0	50	.283	3.72	.952	Frank Selee	
1901	5	69	69	.500	-20.5	28	.249	2.90	.951	Frank Selee	146,502
1902	3	73	64	.533	-29.0	15	.249	2.61	.958	Al Buckenberger	116,960
1903	6	58	80	.420	-32.0	26	.245	3.34	.937	Al Buckenberger	143,155
1904	7	55	98	.359	-51.0	24	.237	3.43	.946	Al Buckenberger	140,694
1905	7	51	103	.331	-54.5	17	.234	3.52	.950	Fred Tenney	150,003
1906	8	49	102	.325	-66.5	16	.226	3.18	.947	Fred Tenney	143,280
1907	7	58	90	.392	-47.0	22	.243	3.33	.960	Fred Tenney	203,221
1908	6	63	91	.409	-36.0	17	.239	2.79	.961	Joe Kelley	253,750
1909	8	45	108	.294	-65.5	15	.223	3.20	.946	Harry Bowerman (23-55) Harry Smith (22-53)	195,188
1910	8	53	100	.346	-50.5	31	.246	3.22	.954	Fred Lake	149,027
1911	8	44	107	.291	-54.0	37	.267	5.08	.946	Fred Tenney	116,000
1912	8	52	101	.340	-52.0	35	.271	4.17	.953	Johnny Kling	121,000
1913	5	69	82	.457	-31.5	32	.256	2.09	.957	George Stallings	208,000
1914#t	1	94	59	.614	+10.5	35	.251	2.74	.963	George Stallings	382,913
1915	2	83	69	.546	-7.0	17	.240	2.57	.966	George Stallings	376,283
1916	3	89	63	.586	-4.0	22	.233	2.19	.967	George Stallings	313,495
1917	6	72	81	.471	-25.5	22	.246	2.77	.965	George Stallings	174,253
1918	7	53	71	.427	-28.5	13	.244	2.91	.965	George Stallings	84,938
1919	6	57	82	.410	-38.5	24	.253	3.17	.966	George Stallings	167,401
1920	7	62	90	.408	-30.0	23	.260	3.54	.963	George Stallings	162,483
1921	4	79	74	.516	-15.0	61	.290	3.90	.968	Fred Mitchell	318,627
1922	8	53	100	.346	-39.5	32	.263	4.37	.965	Fred Mitchell	167,965
1923	7	54	100	.351	-41.5	32	.273	4.44	.964	Fred Mitchell	227,802
1924	8	53	100	.346	-40.0	25	.256	4.46	.973	Dave Bancroft	117,478
1925	5	70	83	.458	-25.0	41	.292	4.39	.964	Dave Bancroft	313,528
1926	7	66	86	.434	-22.0	16	.277	4.03	.966	Dave Bancroft	303,598
1927	7	60	94	.390	-34.0	37	.279	4.22	.963	Dave Bancroft	288,685
1928	7	50	103	.327	-44.5	52	.275	4.83	.968	Jack Slattery (11-20) Rogers Hornsby (39-83)	227,001
1929	8	56	98	.364	-43.0	32	.280	5.12	.966	Judge Emil Fuchs	372,351

Year	Pos.	Won	Lost	Pct.	GB/GA	HR	Bat Avg	ERA	Fld Avg	Manager	Attendance
1930	6	70	84	.455	-22.0	66	.281	4.91	.970	Bill McKechnie	464,835
1931	7	64	90	.416	-37.0	34	.258	3.90	.972	Bill McKechnie	515,005
1932	5	77	77	.500	-13.0	63	.265	3.53	.975	Bill McKechnie	507,606
1933	4	83	71	.539	-9.0	54	.252	2.96	.977	Bill McKechnie	517,803
1934	4	78	73	.517	-16.0	83	.272	4.11	.972	Bill McKechnie	303,205
1935	8	38	115	.248	-61.5	75	.263	4.93	.966	Bill McKechnie	232,754
1936	6	71	83	.461	-21.0	68	.265	3.94	.970	Bill McKechnie	340,585
1937	5	79	73	.520	-16.0	63	.247	3.22	.974	Bill McKechnie	385,339
1938	5	77	75	.507	-12.0	54	.250	3.40	.971	Casey Stengel	341,149
1939	7	63	88	.417	-32.5	56	.264	3.71	.970	Casey Stengel	285,994
1940	7	65	87	.428	-34.5	59	.256	4.36	.969	Casey Stengel	241,616
1941	7	62	92	.403	-38.0	48	.251	3.95	.969	Casey Stengel	263,680
1942	7	59	89	.399	-44.0	68	.240	3.76	.976	Casey Stengel	285,332
1943	6	68	85	.444	-36.5	39	.233	3.25	.972	Casey Stengel (47-60) Bob Coleman (21-25)	271,289
1944	6	65	89	.422	-40.0	79	.246	3.67	.970	Bob Coleman	208,691
1945	6	67	85	.441	-30.0	101	.267	4.04	.968	Bob Coleman (42-49) Del Bissonette (25-36)	374,178
1946	4	81	72	.529	-15.5	44	.264	3.37	.971	Billy Southworth	969,673
1947	3	86	68	.558	-8.0	85	.275	3.62	.974	Billy Southworth	1,277,361
1948#	1	91	62	.595	+6.5	95	.275	3.38	.976	Billy Southworth	1,455,439
1949	4	75	79	.487	-22.0	103	.248	3.99	.975	B. Southworth (55-54) Johnny Cooney (20-25)	1,081,795
1950	4	83	71	.539	-8.0	148	.263	4.14	.969	Billy Southworth	944,391
1951	4	76	78	.494	-20.5	130	.262	3.75	.975	Billy Southworth (28-31) Tommy Holmes (48-47)	487,475
1952	7	64	89	.418	-32.0	110	.233	3.78	.974	Tommy Holmes (13-22) Charlie Grimm (51-67)	281,278

## MILWAUKEE (1953-1965)

Year	Pos.	Won	Lost	Pct.	GB/GA	HR	Bat Avg	ERA	Fld Avg	Manager	Attendance
1953	2	92	62	.597	-13.0	156	.266	3.30	.976	Charlie Grimm	1,826,397
1954	3	89	65	.578	-8.0	139	.265	3.19	.980	Charlie Grimm	2,131,388
1955	2	85	69	.552	-13.5	182	.261	3.85	.975	Charlie Grimm	2,005,836
1956	2	92	62	.597	-1.0	177	.259	3.11	.978	Charlie Grimm (24-22) Fred Haney (68-40)	2,046,331
1957#t	1	95	59	.617	+8.0	199	.269	3.47	.980	Fred Haney	2,215,404
1958#	1	92	62	.597	+8.0	167	.266	3.21	.980	Fred Haney	1,971,101
1959	2	86	70	.551	-2.0	177	.265	3.51	.979	Fred Haney	1,749,112
1960	2	88	66	.571	-7.0	170	.265	3.76	.976	Chuck Dressen	1,497,799
1961	4	83	71	.539	-10.0	188	.258	3.89	.981	Chuck Dressen	1,101,441
1962	5	86	76	.531	-15.5	181	.252	3.68	.980	Birdie Tebbetts	766,921
1963	6	84	78	.519	-15.0	139	.244	3.26	.979	Bobby Bragan	773,018
1964	5	88	74	.543	-5.0	159	.272	4.12	.976	Bobby Bragan	910,911
1965	5	86	76	.531	-11.0	196	.256	3.52	.977	Bobby Bragan	555,584

## ATLANTA (1966-2016)

Year	Pos.	Won	Lost	Pct.	GB/GA	HR	Bat Avg	ERA	Fld Avg	Manager	Attendance
1966	5	85	77	.525	-10.0	207	.263	3.68	.976	Bobby Bragan (52-59) Billy Hitchcock (33-18)	1,539,801
1967	7	77	85	.475	-24.5	158	.240	3.47	.978	Billy Hitchcock (77-82) Ken Silvestri (0-3)	1,389,222
1968	5	81	81	.500	-16.0	80	.252	2.92	.980	Luman Harris	1,126,540
1969	1W@	93	69	.574	+3.0	141	.258	3.53	.981	Luman Harris	1,458,320
1970	5W	76	86	.469	-26.0	160	.270	4.33	.977	Luman Harris	1,078,848
1971	3W	82	80	.506	-8.0	153	.257	3.75	.977	Luman Harris	1,006,320
1972	4W	70	84	.455	-25.0	144	.258	4.27	.974	Luman Harris (47-57) Eddie Mathews (23-27)	752,973



## BRAVES' YEARLY FINISHES

Year	Pos.	Won	Lost	Pct.	GB/GA	HR	Bat Avg	ERA	Fld Avg	Manager	Attendance
1973	5W	76	85	.472	-22.5	206	.266	4.25	.974	Eddie Mathews	800,655
1974	3W	88	74	.543	-14.0	120	.249	3.05	.979	Eddie Mathews (50-49) *Clyde King (38-25)	981,085
1975	5W	67	94	.416	-40.5	107	.244	3.91	.972	Clyde King (58-76) Connie Ryan (9-18)	534,672
1976	6W	70	92	.432	-32.0	82	.245	3.86	.973	Dave Bristol	818,179
1977	6W	61	101	.371	-37.0	139	.254	4.85	.972	Dave Bristol (61-100) Ted Turner (0-1)	872,464
1978	6W	69	93	.426	-26.0	123	.244	4.08	.975	Bobby Cox	904,494
1979	6W	66	94	.413	-23.5	126	.256	4.18	.970	Bobby Cox	769,465
1980	4W	81	80	.503	-11.0	144	.250	3.77	.975	Bobby Cox	1,048,411
1981*	4W	25	29	.462	-9.5					(Split season, players strike)	
	5W	25	27	.481	-7.5	64	.243	3.45	.976	*Bobby Cox	535,418
1982	1W	89	73	.549	+1.0	146	.256	3.82	.979	Joe Torre	1,801,985
1983	2W	88	74	.543	-3.0	130	.272	3.67	.978	Joe Torre	2,119,935
1984	2W	80	82	.494	-12.0	111	.247	3.57	.978	Joe Torre	1,724,892
1985	5W	66	96	.407	-29.0	126	.246	4.19	.976	Eddie Haas (50-71) Bobby Wine (16-25)	1,350,137
1986	6W	72	89	.447	-23.5	138	.250	3.97	.978	Chuck Tanner	1,387,181
1987	5W	69	92	.426	-20.5	152	.258	4.63	.982	Chuck Tanner	1,217,402
1988	6W	54	106	.338	-39.5	96	.242	4.09	.975	Chuck Tanner (12-27) Russ Nixon (42-79)	848,089
1989	6W	63	97	.394	-28.0	128	.234	3.70	.976	Russ Nixon	984,930
1990	6W	65	97	.401	-26.0	162	.250	4.58	.974	Russ Nixon (25-40) Bobby Cox (40-57)	980,129
1991	1W#	94	68	.580	+1.0	141	.258	3.49	.978	Bobby Cox	2,140,217
1992	1W#	98	64	.605	+8.0	138	.254	3.14	.982	Bobby Cox	3,077,400
1993	1W	104	58	.642	+1.0	169	.262	3.14	.983	Bobby Cox	3,884,720
1994	2E\$	68	46	.596	-6.0	137	.267	3.57	.982	Bobby Cox	2,539,240
1995	1E#t	90	54	.625	+21.0	168	.250	3.44	.982	Bobby Cox	2,561,831
1996	1E#	96	66	.593	+8.0	197	.270	3.52	.980	Bobby Cox	2,901,242
1997	1E	101	61	.623	+9.0	174	.270	3.18	.982	Bobby Cox	3,464,488
1998	1E	106	56	.654	+18.0	215	.272	3.25	.985	Bobby Cox	3,361,350
1999	1E#	103	59	.636	+6.5	197	.266	3.63	.982	Bobby Cox	3,284,897
2000	1E	95	67	.586	+1.0	179	.271	4.06	.979	Bobby Cox	3,234,301
2001	1E	88	74	.543	+2.0	174	.260	3.59	.983	Bobby Cox	2,823,494
2002*	1E	101	59	.631	+19.0	164	.260	3.13	.982	Bobby Cox	2,603,484
2003	1E	101	61	.623	+10.0	235	.284	4.10	.981	Bobby Cox	2,401,084
2004	1E	96	66	.593	+10.0	178	.270	3.74	.981	Bobby Cox	2,322,565
2005	1E	90	72	.556	+2.0	184	.265	3.98	.986	Bobby Cox	2,521,167
2006	3E	79	83	.488	-18.0	222	.270	4.60	.984	Bobby Cox	2,550,524
2007	3E	84	78	.519	-5.0	176	.275	4.11	.983	Bobby Cox	2,745,210
2008	4E	72	90	.444	-20.0	130	.270	4.46	.983	Bobby Cox	2,532,834
2009	3E	86	76	.531	-6.0	149	.263	3.57	.985	Bobby Cox	2,373,631
2010	2E+	91	71	.562	-6.0	139	.258	3.56	.980	Bobby Cox	2,510,119
2011	2E	89	73	.549	-13.0	173	.243	3.48	.987	Fredi Gonzalez	2,372,940
2012	2E+	94	68	.580	-4.0	149	.247	3.42	.986	Fredi Gonzalez	2,420,171
2013	1E	96	66	.593	+10.0	181	.249	3.18	.986	Fredi Gonzalez	2,548,679
2014	2E	79	83	.488	-17.0	123	.241	3.38	.986	Fredi Gonzalez	2,354,305
2015	4E	67	95	.414	-23.0	100	.251	4.41	.933	Fredi Gonzalez	2,001,392
2016	5E	68	93	.422	-26.5	122	.255	4.51	.960	Fredi Gonzalez (9-28) Brian Snitker (59-65)	2,020,914

\* Also tied one game.

t World Champions; # National League Champions; + Wild Card.

W West Division; E East Division.

@ Start of Divisional Play; \$ Start of Three Division Play; Season ended with players' strike on August 12.

# BRAVES CLINCH DATES

Year	Division	Date Clinched	Games Played* (Record)	Final Record	Final Games Ahead
1969	West	September 30	161 (93-68)	93-69	3.0
1982	West	October 3	162 (89-73)	89-73	1.0
1991	West	October 5	161 (94-67)	94-68	1.0
1992	West	September 29	156 (94-62)	98-64	8.0
1993	West	October 3	162 (104-58)	104-58	1.0
1995	East	September 13	129 (81-48)	90-54	21.0
1996	East	September 22	155 (93-62)	96-66	8.0
1997	East	September 22	156 (98-58)	101-61	9.0
1998	East	September 14	151 (96-55)	106-56	18.0
1999	East	September 26	156 (99-57)	103-59	6.5
2000	East	September 26	157 (94-63)	95-67	1.0
2001	East	October 5	160 (87-73)	88-74	2.0
2002	East	September 9	142 (90-51)	101-59	19.0
2003	East	September 18	153 (95-58)	101-61	10.0
2004	East	September 24	154 (90-64)	96-66	10.0
2005	East	September 27	158 (90-68)	90-72	2.0
2010	Wild Card	October 3	162 (91-71)	91-71	1.0
2012	Wild Card	September 26	154 (89-65)	94-68	6.0
2013	East	September 22	155 (92-63)	96-66	10.0

\*Games completed and record at the end of play on "clinch day."

# NATIONAL LEAGUE PENNANT WINNERS

Year	Record	Manager	Year	Record	Manager
1877	42-18	Harry Wright	1948	91-62	Billy Southworth
1878	41-19	Harry Wright	1957	95-59	Fred Haney
1883	63-35	Jack Burdock, John Morrill	1958	92-62	Fred Haney
1891	87-51	Frank Selee	1991	94-68	Bobby Cox
1892	102-48	Frank Selee	1992	98-64	Bobby Cox
1893	86-43	Frank Selee	1995	90-54	Bobby Cox
1897	93-39	Frank Selee	1996	96-66	Bobby Cox
1898	102-47	Frank Selee	1999	103-59	Bobby Cox
1914	94-59	George Stallings			

## BRAVES WINNINGEST MANAGERS

Below is a list of the top 10 winningest managers by total wins in franchise history.

Manager	Years	Games	Wins	Losses	Ties	Pct.
Bobby Cox	1978-81, 1990-2010	3,860	2,149	1,709	2	.557
Frank Selee	1890-1901	1,677	1,004	649	24	.607
George Stallings	1913-20	1,202	579	597	26	.492
Bill McKechnie	1930-37	1,235	560	666	9	.457
Fredi Gonzalez	2011-16	847	434	413	0	.512
Billy Southworth	1946-51	789	424	358	7	.542
Luman Harris	1968-72	754	379	373	2	.504
Casey Stengel	1938-43	870	373	491	6	.432
Fred Haney	1956-59	575	341	231	3	.596
Charlie Grimm	1952-56	631	341	285	5	.545



# BRAVES IN THE WORLD SERIES

## 1914 WORLD SERIES

### BOSTON 4, PHILADELPHIA 0

Manager George Stallings' "Miracle Braves," who climbed out of the cellar in July to win the pennant, swept Connie Mack's great Philadelphia Athletics in four games. The Braves were built around the pitching trio of Dick Rudolph, Bill James and George Tyler and the second base combination of

Johnny Evers and Rabbit Maranville. Catcher Hank Gowdy, who batted .243 for the season, had a .545 average for the Series, including a homer, triple, three doubles and a single.

#### Game 1 - Friday, October 9

Boston	0	2	0	0	1	3	0	1	0	-	7	11	2
Phila.	0	1	0	0	0	0	0	0	0	-	1	5	0

W: Rudolph L: Bender T: 1:58 Att: 20,562

#### Game 2 - Saturday, October 10

Boston	0	0	0	0	0	0	0	0	1	-	1	7	1
Phila.	0	0	0	0	0	0	0	0	0	-	0	2	1

W: James L: Plank T: 1:56 Att: 20,562

#### Game 3 - Monday, October 12

Phila.	1	0	0	1	0	0	0	0	0	2	0	0	-	4	8	2
Boston	0	1	0	1	0	0	0	0	0	2	0	1	-	5	9	1

W: James L: Bush T: 3:06 Att: 35,520

#### Game 4 - Tuesday, October 13

Phila.	0	0	0	0	1	0	0	0	0	-	1	7	0
Boston	0	0	0	1	2	0	0	0	x	-	3	6	0

W: Rudolph L: Shawkey T: 1:49 Att: 34,365

## 1948 WORLD SERIES

### CLEVELAND 4, BOSTON 2

The Braves, under manager Billy Southworth, won their first National League pennant in 34 years, but lost in the World Series to Lou Boudreau and the Indians. Gene Bearden, a Navy veteran of World War II, was Cleveland's pitching hero. Bob Feller

allowed Boston only two hits in the opening game but lost it to Johnny Sain, 1-0. Boston's only other victory was in Game 5, 11-5, as Bob Elliott smashed successive home runs off Feller.

#### Game 1 - Wednesday, October 6

Cleve.	0	0	0	0	0	0	0	0	0	-	0	4	0
Boston	0	0	0	0	0	0	0	1	x	-	1	2	2

W: Sain L: Feller T: 1:42 Att: 40,135

#### Game 2 - Thursday, October 7

Cleve.	0	0	0	2	1	0	0	0	1	-	4	8	1
Boston	1	0	0	0	0	0	0	0	0	-	1	8	3

W: Lemon L: Spahn T: 2:14 Att: 39,633

#### Game 3 - Friday, October 8

Boston	0	0	0	0	0	0	0	0	0	-	0	5	1
Cleve.	0	0	1	1	0	0	0	0	x	-	2	5	0

W: Beardon L: Bickford T: 1:35 Att: 70,306

#### Game 4 - Saturday, October 9

Boston	0	0	0	0	0	0	1	0	0	-	1	7	0
Cleve.	1	0	1	0	0	0	0	0	0	-	2	5	0

W: Gromek L: Sain T: 1:31 Att: 81,897

#### Game 5 - Sunday, October 10

Boston	3	0	1	0	0	1	6	0	0	-	11	12	0
Cleve.	1	0	0	4	0	0	0	0	0	-	5	6	2

W: Spahn L: Feller T: 2:39 Att: 86,288

#### Game 6 - Monday, October 11

Cleve.	0	0	1	0	0	2	0	1	0	-	4	10	0
Boston	0	0	0	1	0	0	0	2	0	-	3	9	0

W: Lemon L: Voiselle T: 2:17 Att: 40,103



Johnny Evers chats with the umpires during the 1914 World Series.

## 1957 WORLD SERIES

## MILWAUKEE 4, NEW YORK 3

Sensational Lew Burdette had three victories and pitched 24 consecutive scoreless innings to defeat a New York team that was making its eighth Series appearance in nine years under the leadership of Casey Stengel. Warren Spahn was the winning pitcher in Milwaukee's other victory.

**Game 1 - Wednesday, October 2**

Milwaukee 0 0 0 0 0 0 1 0 0 - 1 5 0  
New York 0 0 0 0 1 2 0 0 x - 3 9 1

W: Ford L: Spahn T: 2:10 Att: 69,476

**Game 2 - Thursday, October 3**

Milwaukee 0 1 1 2 0 0 0 0 0 - 4 8 0  
New York 0 1 1 0 0 0 0 0 0 - 2 7 2

W: Burdette L: Shantz T: 2:26 Att: 65,202

**Game 3 - Saturday, October 5**

New York 3 0 2 2 0 0 5 0 0 - 12 9 0  
Milwaukee 0 1 0 0 2 0 0 0 0 - 3 8 1

W: Larsen L: Buhl T: 3:18 Att: 45,804

**Game 4 - Sunday, October 6**

New York 1 0 0 0 0 0 0 0 3 1 - 5 11 0  
Milwaukee 0 0 0 4 0 0 0 0 0 3 - 7 7 0

W: Spahn L: Grim T: 2:31 Att: 45,804

Eddie Mathews' 10th-inning homer won the fourth game after the famous Nippy Jones shoe polish incident. Burdette started the seventh and final game after Spahn was felled by the flu, and with only two days' rest, pitched a 5-0 shutout.

**Game 5 - Monday, October 7**

New York 0 0 0 0 0 0 0 0 0 - 0 7 0  
Milwaukee 0 0 0 0 0 1 0 0 x - 1 6 1

W: Burdette L: Ford T: 2:00 Att: 45,811

**Game 6 - Wednesday, October 9**

Milwaukee 0 0 0 0 1 0 1 0 0 - 2 4 0  
New York 0 0 2 0 0 0 1 0 x - 3 7 0

W: Turley L: Johnson T: 2:09 Att: 61,408

**Game 7 - Thursday, October 10**

Milwaukee 0 0 4 0 0 0 0 1 0 - 5 9 1  
New York 0 0 0 0 0 0 0 0 0 - 0 7 3

W: Burdette L: Larsen T: 2:34 Att: 61,207

## 1958 WORLD SERIES

## NEW YORK 4, MILWAUKEE 3

The Yankees, gaining revenge for their defeat the previous year, carried the Series to seven games and then won one of their greatest triumphs in Series play. They became only the second team in history to come back from a three-games-to-one

deficit and win the Fall Classic. Hank Bauer led the Yankees with 10 hits and eight RBI, while pitcher Bob Turley won the fifth game, saved the sixth and won the seventh. Warren Spahn won two games and Lew Burdette one for the Braves.

**Game 1 - Wednesday, October 1**

New York 0 0 0 1 2 0 0 0 0 0 - 3 8 1  
Milwaukee 0 0 0 2 0 0 0 1 0 1 - 4 10 0

W: Spahn L: Duren T: 2:10 Att: 46,367

**Game 2 - Thursday, October 2**

New York 1 0 0 1 0 0 0 0 3 - 5 7 0  
Milwaukee 7 1 0 0 0 0 2 3 x - 13 15 1

W: Burdette L: Turley T: 2:43 Att: 46,367

**Game 3 - Saturday, October 4**

Milwaukee 0 0 0 0 0 0 0 0 0 0 - 0 6 0  
New York 0 0 0 0 2 0 2 0 x - 4 4 0

W: Larsen L: Rush T: 2:42 Att: 71,599

**Game 4 - Sunday, October 5**

Milwaukee 0 0 0 0 0 1 1 1 0 - 3 9 0  
New York 0 0 0 0 0 0 0 0 0 - 0 2 1

W: Spahn L: Ford T: 2:17 Att: 71,563

**Game 5 - Monday, October 6**

Milwaukee 0 0 0 0 0 0 0 0 0 0 - 0 5 0  
New York 0 0 1 0 0 6 0 0 x - 7 10 1

W: Turley L: Burdette T: 2:19 Att: 65,279

**Game 6 - Wednesday, October 8**

New York 1 0 0 0 0 1 0 0 0 2 - 4 10 1  
Milwaukee 1 1 0 0 0 0 0 0 0 1 - 3 10 4

W: Duren L: Spahn T: 3:07 Att: 46,367

**Game 7 - Thursday, October 9**

New York 0 2 0 0 0 0 0 4 0 - 6 8 0  
Milwaukee 1 0 0 0 0 1 0 0 0 - 2 5 2

W: Turley L: Burdette T: 2:31 Att: 46,367

## 1991 WORLD SERIES

## MINNESOTA 4, ATLANTA 3

After completing their unprecedented ascents from last place in 1990 to the World Series in 1991, the Braves and Twins staged a Fall Classic epic. Four of the last five games were decided on the final pitch and five by one run, with three games going into extra innings. The Twins captured the first two contests at home before the Braves roared back, sweeping three games in Atlanta. Braves consensus MVP Mark Lemke was the catalyst, as

## Game 1 - Saturday, October 19

Atlanta 0 0 0 0 0 1 0 1 0 - 2 6 1  
 Minnesota 0 0 1 0 3 1 0 0 x - 5 9 1

W: Morris L: Leibrandt S: Aguilera T: 3:00 Att: 55,108

## Game 2 - Sunday, October 20

Atlanta 0 1 0 0 1 0 0 0 0 - 2 8 1  
 Minnesota 2 0 0 0 0 0 0 1 x - 3 4 1

W: Tapani L: Glavine S: Aguilera T: 2:37 Att: 55,145

## Game 3 - Tuesday, October 22

Minnesota 1 0 0 0 0 0 1 2 0 0 0 0 - 4 10 1  
 Atlanta 0 1 0 1 2 0 0 0 0 0 0 1 - 5 8 2

W: Clancy L: Aguilera T: 4:04 Att: 50,878

he singled in the game-winning run in Game 3, scored the game-winner in Game 4 and tripled twice in Game 5 on the way to a .417 Series batting average. Lonnie Smith became the first NL player in Series history to homer in three straight games. The Braves returned to Minnesota needing just one win, but Kirby Puckett and Series MVP Jack Morris led the Twins to consecutive wins and the championship.

## Game 4 - Wednesday, October 23

Minnesota 0 1 0 0 0 0 1 0 0 - 2 7 0  
 Atlanta 0 0 1 0 0 0 1 0 1 - 3 8 0

W: Stanton L: Guthrie T: 2:57 Att: 50,878

## Game 5 - Thursday, October 24

Minnesota 0 0 0 0 0 3 0 1 1 - 5 7 1  
 Atlanta 0 0 0 4 1 0 6 3 x - 14 17 1

W: Glavine L: Tapani T: 2:59 Att: 50,878

## Game 6 - Saturday, October 26

Atlanta 0 0 0 0 2 0 0 1 0 0 0 0 - 3 9 0  
 Minnesota 2 0 0 1 0 0 0 0 0 0 0 1 - 4 9 1

W: Aguilera L: Leibrandt T: 3:36 Att: 55,155

## Game 7 - Sunday, October 27

Atlanta 0 0 0 0 0 0 0 0 0 0 - 0 7 0  
 Minnesota 0 0 0 0 0 0 0 0 0 1 - 1 5 2

W: Morris L: Pena T: 3:23 Att: 55,118

## 1992 WORLD SERIES

## TORONTO 4, ATLANTA 2

The Braves literally became "America's Team" as they met the Toronto Blue Jays in the first International World Series, with the Jays winning in six games. Atlanta suffered four one-run defeats, giving the Braves seven consecutive one-run losses in World Series play, dating to Game 5 of the 1991 series. The Braves began the Series in positive fashion, beating '91 Series nemesis Jack Morris in the opener, 3-1, behind Damon Berryhill's sixth-inning, three-run homer and complete game, four-hitter by Tom Glavine. Toronto answered back in Game 2 with a comeback 5-4 win, sparked

by a ninth-inning, pinch-hit homer by Ed Sprague. The Jays limited the Braves to a total of four runs over Games 3 and 4, giving the Jays a commanding three-games-to-one lead. Lonnie Smith's grand slam sparked a 7-2 win in Game 5 to keep the Braves' hopes alive. In Atlanta, the Braves were able to tie Game 6 in the bottom of the ninth on an Otis Nixon single, but the Jays prevailed, 4-3 in 11 innings, leaving the Braves as runners-up for the second consecutive year. Deion Sanders starred for the Braves, hitting .533 (8-for-15) with five stolen bases.

## Game 1 - Saturday, October 17

Toronto 0 0 0 1 0 0 0 0 0 - 1 4 0  
 Atlanta 0 0 0 0 0 3 0 0 x - 3 4 0

W: Glavine L: Morris T: 2:37 Att: 51,673

## Game 2 - Sunday, October 18

Toronto 0 0 0 0 2 0 0 1 2 - 5 9 2  
 Atlanta 0 1 0 1 2 0 0 0 0 - 4 5 1

W: Ward L: Reardon S: Henke T: 3:30 Att: 51,763

## Game 3 - Tuesday, October 20

Atlanta 0 0 0 0 0 1 0 1 0 - 2 9 0  
 Toronto 0 0 0 1 0 0 0 1 1 - 3 6 1

W: Ward L: Avery T: 2:49 Att: 51,813

## Game 4 - Wednesday, October 21

Atlanta 0 0 0 0 0 1 0 1 0 - 2 9 0  
 Toronto 0 0 0 1 0 0 0 1 1 - 3 6 1

W: Ward L: Avery T: 2:49 Att: 51,813

## Game 5 - Thursday, October 22

Atlanta 1 0 0 1 5 0 0 0 0 - 7 13 0  
 Toronto 0 1 0 1 0 0 0 0 0 - 2 6 0

W: Smoltz L: Morris S: Stanton T: 3:05 Att: 50,878

## Game 6 - Saturday, October 24

Toronto 1 0 0 1 0 0 0 0 0 2 - 4 14 1  
 Atlanta 0 0 1 0 0 0 0 0 1 0 1 - 3 8 1

W: Key L: Leibrandt S: Timlin T: 4:07 Att: 51,673

1995 WORLD SERIES

ATLANTA 4, CLEVELAND 2

The Braves captured Atlanta's first championship in a major professional sport by defeating 100-game winner Cleveland in six games. Atlanta's pitching held the American League hitting leaders to a .179 batting average. Tom Glavine earned MVP honors as he notched wins in Game 2 and the decisive Game 6, allowing two earned runs and striking out 11 in 14 innings. The Braves captured Game 1 of the series at home, 3-2, behind Greg Maddux's two-hitter, Fred McGriff's homer in his first World Series at-bat and a Rafael Belliard suicide squeeze bunt. In Game 2 Glavine picked up a 4-3 win as catcher Javy Lopez slugged a game-deciding two-run homer. Cleveland took Game 3 at home, 7-6, in 11 innings, with John Smoltz lasting only 2.1 innings. After falling to Atlanta in Game 4, 5-2, behind a fine pitching effort by Steve Avery, the Indians avoided elimination at home by defeating Maddux, 5-4, in Game 5. The Braves won their first World Series in three tries since moving to Atlanta by winning Game 6, 1-0, behind Glavine's superb one-hit, eight-inning performance. David Justice provided the offense with a dramatic homer to right field in the sixth inning, and Mark Wohlers nailed down the save, his second of the series. Marquis Grissom collected nine hits in the series, giving him a MLB-record 25 for the postseason (11 Division Series, 5 NLCS). Grissom hit safely in all 14 postseason contests, the longest streak ever in one postseason. Third baseman Chipper Jones finished the postseason 19-for-53 (.358, 3 HR), setting a major league record for postseason hits by a rookie.

Ryan Klesko became the first player ever to homer in three straight World Series road games. It was the third World Championship in the history of the franchise, making the Braves the first team in history to win world titles in three different cities, the '95 Braves joining their predecessors in Boston (1914) and Milwaukee (1957).

Game 1 - Saturday, October 21

Cleveland	1	0	0	0	0	0	0	0	1	-	2	2	0
Atlanta	0	1	0	0	0	0	2	0	x	-	3	3	2

W: Maddux L: Hershiser T: 2:37 Att: 51,876

Game 2 - Sunday, October 22

Cleveland	0	2	0	0	0	0	1	0	0	-	3	6	2
Atlanta	0	0	2	0	0	2	0	0	x	-	4	9	2

W: Glavine L: Martinez S: Wohlers T: 3:17 Att: 51,877

Game 3 - Tuesday, October 24

Atlanta	1	0	0	0	0	1	1	3	0	0	0	-	6	12	1
Cleveland	2	0	2	0	0	1	1	0	0	0	1	-	7	12	2

W: Mesa L: Pena T: 4:09 Att: 43,584

Game 4 - Wednesday, October 25

Atlanta	0	0	0	0	0	1	3	0	1	-	5	11	1
Cleveland	0	0	0	0	0	1	0	0	1	-	2	6	0

W: Avery L: Hill S: Borbon T: 3:14 Att: 43,578

Game 5 - Thursday, October 26

Atlanta	0	0	0	1	1	0	0	0	2	-	4	7	0
Cleveland	2	0	0	0	0	2	0	1	x	-	5	8	1

W: Hershiser L: Maddux S: Mesa T: 2:33 Att: 43,595

Game 6 - Saturday, October 28

Cleveland	0	0	0	0	0	0	0	0	0	-	0	1	1
Atlanta	0	0	0	0	0	1	0	0	x	-	1	6	0

W: Glavine L: Poole S: Wohlers T: 3:36 Att: 51,875



The Braves celebrate after winning the 1995 World Series in six games over Cleveland.



1996 WORLD SERIES

NEW YORK 4, ATLANTA 2

All signs pointed towards a second straight World Championship for the Braves as Atlanta captured the first two games in Yankee Stadium, but an inspired New York team rallied to win the last four contests and the title. Andruw Jones became an immediate World Series legend as he homered in his first two at-bats in Game 1 (3-for-4, 2 HR, 5 RBI), leading the Braves to a 12-1 triumph. Oakland's Gene Tenace (1972) is the only other player to perform that feat. At 19 years, 6 months and 28 days, Jones became the youngest player ever to homer in a Fall Classic. Greg Maddux shut down the Yankees in Game 2, 4-0, allowing only six hits and no walks in 8.0 innings. Of the 24 outs recorded by Maddux, two were strikeouts and 21 others came on ground balls. Fred McGriff had three RBI in Game 2, after getting two in Game 1, to give him 15 RBI for the postseason, a new major league mark. He finished with 16 RBI in the postseason. Including the final three victories over the Cardinals in the LCS, Atlanta had outscored its opponents, 48-2, in its last five games. In Atlanta, the Yankees' Bernie Williams broke a 1-1 tie with a two-run homer in the eighth inning of Game 3, leading New York to a 5-2 win. In Game 4, the Braves held a 6-0 lead entering the 6th inning, but three in half. Still, the Braves held a 6-3 lead in the eighth, when New York's Jim Leyritz reached Mark Wohlers for a three-run homer to tie the game at 6-6. Two 10th-inning runs by the Yankees proved decisive, and the Series was knotted at two games each after the longest game by time (4 hours, 17 minutes) in World Series history. The final game ever played in Atlanta-Fulton County Stadium saw New York's Andy Pettitte outduel John Smoltz 1-0 in Game 5, with the only score coming on a fourth-inning unearned run.

The Series returned to New York, where the Yankees wrapped up the championship by tagging Maddux for three runs in the third in their 3-2 victory. The Braves lost the Series despite standout performances by their top three starting pitchers (Smoltz: 0.64 ERA; Maddux: 1.72 ERA; Glavine: 1.29 ERA), and individual heroics on offense by Marquis Grissom (.444 BA) and Andruw Jones (.400 BA).

Game 1 - Sunday, October 20

Atlanta	0	2	6	0	1	3	0	0	0	-	12	13	0
New York	0	0	0	0	1	0	0	0	0	-	1	4	1

W: Smoltz L: Pettitte T: 3:02 Att: 56,365

Game 2 - Monday, October 21

Atlanta	1	0	1	0	1	1	0	0	0	-	4	10	0
New York	0	0	0	0	0	0	0	0	0	-	0	7	1

W: Maddux L: Key T: 2:44 Att: 56,340

Game 3 - Tuesday, October 22

New York	1	0	0	1	0	0	0	3	0	-	5	8	1
Atlanta	0	0	0	0	0	1	0	1	0	-	2	6	1

W: Cone L: Glavine S: Wetteland T: 3:22 Att: 51,843

Game 4 - Wednesday, October 23

New York	0	0	0	0	0	3	0	3	0	2	-	8	12	0
Atlanta	0	4	1	0	1	0	0	0	0	0	-	6	9	2

W: Lloyd L: Avery S: Wetteland T: 4:17 Att: 51,881

Game 5 - Thursday, October 24

New York	0	0	0	1	0	0	0	0	0	-	1	4	1
Atlanta	0	0	0	0	0	0	0	0	0	-	0	5	1

W: Pettitte L: Smoltz S: Wetteland T: 2:54 Att: 51,881

Game 6 - Saturday, October 26

Atlanta	0	0	0	1	0	0	0	0	1	-	2	8	0
New York	0	0	3	0	0	0	0	0	x	-	3	8	1

W: Key L: Maddux S: Wetteland T: 2:52 Att: 56,375



Fred McGriff and Javy Lopez greet Andruw Jones at home plate following the rookie's three-run homer in Game 1 of the 1996 World Series.



## 1999 WORLD SERIES

## NEW YORK 4, ATLANTA 0

In a rematch of the 1996 World Series, the Braves were held to just nine runs in a four-game sweep by the Yankees. Greg Maddux carried a 1-0 lead into the eighth inning of Game 1, thanks to a Chipper Jones homer in the fourth, but the Yankees parlayed three hits, three walks and two errors into four runs for a 4-1 victory. Jones' homer was Atlanta's only hit in the contest until Bret Boone's ninth-inning single. After the offense's two-hit performance in Game 1, manager Bobby Cox shook up the lineup, inserting Ozzie Guillen, Keith Lockhart and Greg Myers, but were held scoreless until the ninth inning of a 7-2 loss. Kevin Millwood was tagged for five runs (four ER) on eight hits in only 2.0 IP, marking his shortest outing of the season. A change of venue initially aided the offense in Game 3 at New York, as Bret Boone stroked three doubles in the first four innings to lead the Braves to a 5-1 lead.

A flu-weakened Tom Glavine allowed solo homers to Chad Curtis in the fifth and Tino Martinez in the seventh to narrow Atlanta's lead to 5-3, before the Yankees tied the score at 5-5 in the eighth on a two-run homer by Chuck Knoblauch, knocking Glavine out of the game. A scoreless ninth sent the contest into extra frames, with Curtis striking again, this time belting a leadoff homer off Mike Remlinger to give the Yankees their third straight win. The Braves, despite collecting 14 hits, were blanked over the final six innings. In Game 4, Roger Clemens shutout Atlanta over the first seven innings and the Yankees' three-run third proved decisive in the 4-1 finale. John Smoltz provided a stellar effort (7.0 IP, 5 H, 3 R, 3 BB, 11 K), but couldn't prevent the Braves' eighth straight loss in the World Series, dating back to Game 3 of the 1996 Fall Classic.

**Game 1 - Saturday, October 23**

New York	0	0	0	0	0	0	0	4	0	-	4	6	0
Atlanta	0	0	0	1	0	0	0	0	0	-	1	2	1

W: Hernandez L: Maddux S: Rivera T: 2:57 Att: 51,342

**Game 2 - Sunday, October 24**

New York	3	0	2	1	1	0	0	0	0	-	7	14	1
Atlanta	0	0	0	0	0	0	0	0	2	-	2	5	1

W: Cone L: Millwood T: 3:14 Att: 51,226

**Game 3 - Tuesday, October 26**

Atlanta	1	0	3	1	0	0	0	0	0	-	5	14	1	
New York	1	0	0	0	1	0	1	2	0	1	-	6	9	0

W: Rivera L: Remlinger T: 3:16 Att: 56,794

**Game 4 - Wednesday, October 27**

Atlanta	0	0	0	0	0	0	0	1	0	-	1	5	0
New York	0	0	3	0	0	0	0	1	x	-	4	8	0

W: Clemens L: Smoltz S: Rivera T: 2:58 Att: 56,752



Fans stand and cheer prior to Game 1 of the 1999 World Series.

# BRAVES WORLD SERIES HOME RUNS

The Braves have hit a total of 40 home runs in World Series play. Below is the homer-by-listing, with player, opposing pitcher, site, inning and men on base:

Date	Game No.	Player	Pitcher, Team	Site	Inn.	On
10/12/1914	2	Hank Gowdy	Bullet Joe Bush, PHA	BSN	10	0
10/09/1948	4	Marv Rickert	Steve Gromek, CLE	CLE	7	0
10/10/1948	5	Bob Elliott	Bob Feller, CLE	CLE	1	2
10/10/1948	5	Bob Elliott	Bob Feller, CLE	CLE	3	0
10/10/1948	5	Bill Salkeld	Bob Feller, CLE	CLE	6	0
10/03/1957	2	Johnny Logan	Bobby Shantz, NYY	NYA	3	0
10/05/1957	3	Hank Aaron	Don Larsen, NYY	MIL	5	1
10/06/1957	4	Hank Aaron	Tom Sturdivant, NYY	MIL	4	2
10/06/1957	4	Frank Torre	Tom Sturdivant, NYY	MIL	4	0
10/06/1957	4	Eddie Mathews	Bob Grim, NYY	MIL	10	2
10/09/1957	6	Frank Torre	Bob Turley, NYY	NYA	5	0
10/09/1957	6	Hank Aaron	Bob Turley, NYY	NYA	7	0
10/10/1957	7	Del Crandall	Tommy Byrne, NYY	NYA	8	0
10/02/1958	2	Bill Bruton	Bob Turley, NYY	MIL	1	0
10/02/1958	2	Lew Burdette	Duke Maas, NYY	MIL	1	2
10/09/1958	7	Del Crandall	Bob Turley, NYY	MIL	6	0
10/22/1991	3	David Justice	Scott Erickson, MIN	ATL	4	0
10/22/1991	3	Lonnie Smith	Scott Erickson, MIN	ATL	5	0
10/23/1991	4	Terry Pendleton	Jack Morris, MIN	ATL	3	0
10/23/1991	4	Lonnie Smith	Carl Willis, MIN	ATL	7	0
10/24/1991	5	David Justice	Kevin Tapani, MIN	ATL	4	1
10/24/1991	5	Lonnie Smith	David West, MIN	ATL	7	0
10/24/1991	5	Brian Hunter	Carl Willis, MIN	ATL	8	0
10/26/1991	6	Terry Pendleton	Scott Erickson, MIN	MIN	5	1
10/17/1992	1	Damon Berryhill	Jack Morris, TOR	ATL	6	2
10/22/1992	5	David Justice	Jack Morris, TOR	TOR	4	0
10/22/1992	5	Lonnie Smith	Jack Morris, TOR	TOR	5	3
10/21/1995	1	Fred McGriff	Orel Hershisier, CLE	ATL	2	0
10/22/1995	2	Javy Lopez	Dennis Martinez, CLE	ATL	6	1
10/24/1995	3	Fred McGriff	Charles Nagy, CLE	CLE	6	0
10/24/1995	3	Ryan Klesko	Charles Nagy, CLE	CLE	7	0
10/25/1995	4	Ryan Klesko	Ken Hill, CLE	CLE	6	0
10/26/1995	5	Luis Polonia	Orel Hershisier, CLE	CLE	4	0
10/26/1995	5	Ryan Klesko	Jose Mesa, CLE	CLE	9	1
10/28/1995	6	David Justice	Jim Poole, CLE	ATL	6	0
10/20/1996	1	Andruw Jones	Andy Pettitte, NYY	NYA	2	1
10/20/1996	1	Andruw Jones	Brian Boehringer, NYY	NYA	3	2
10/20/1996	1	Fred McGriff	Brian Boehringer, NYY	NYA	5	0
10/23/1996	4	Fred McGriff	Kenny Rogers, NYY	ATL	2	0
10/23/1999	1	Chipper Jones	Orlando Hernandez, NYY	ATL	4	0

Information courtesy of David Vincent, SABR



Andruw Jones hits one of his two Game 1 home runs in the 1996 World Series .

# BRAVES IN THE LEAGUE CHAMPIONSHIP SERIES

## 1969 LEAGUE CHAMPIONSHIP SERIES

### NEW YORK 3, ATLANTA 0

In the first season of divisional play, Atlanta became the first Western Division champion by winning 77 percent of its games in September, finishing the year with a 93-69 record. New York then swept the three-game Championship Series from the Braves.

#### Game 1 - Saturday, October 4

New York 0 2 0 2 0 0 0 5 0 - 9 10 1  
Atlanta 0 1 2 0 1 0 1 0 0 - 5 10 2  
W: Seaver L: Niekro S: Taylor T: 2:37 Att: 50,122

#### Game 2 - Sunday, October 5

New York 1 3 2 2 1 0 2 0 0 - 11 13 1  
Atlanta 0 0 0 1 5 0 0 0 0 - 6 9 3  
W: Taylor L: Reed S: McGraw T: 3:10 Att: 50,170

#### Game 3 - Monday, October 6

Atlanta 2 0 0 0 2 0 0 0 0 - 4 8 1  
New York 0 0 1 2 3 1 0 0 x - 7 14 0  
W: Ryan L: Jarvis T: 2:24 Att: 53,195

## 1982 LEAGUE CHAMPIONSHIP SERIES

### ST. LOUIS 3, ATLANTA 0

First-year manager Joe Torre got the Braves off to a Major League-record 13 consecutive wins at the start of the season en route to the club's first divisional title in 13 years. St. Louis swept the Braves in the LCS as Atlanta was outscored 17-5 and was held to just 15 hits in three games

#### Game 1 - Thursday, October 7

Atlanta 0 0 0 0 0 0 0 0 0 - 0 3 0  
St. Louis 0 0 1 0 0 5 0 1 x - 7 13 1  
W: Forsch L: Perez T: 2:25 Att: 53,008

#### Game 2 - Saturday, October 9

Atlanta 0 0 2 0 1 0 0 0 0 - 3 6 0  
St. Louis 1 0 0 0 0 1 0 1 1 - 4 9 1  
W: Sutter L: Garber T: 2:46 Att: 53,408

#### Game 3 - Sunday, October 10

St. Louis 0 4 0 0 1 0 0 0 1 - 6 12 0  
Atlanta 0 0 0 0 0 0 2 0 0 - 2 6 1  
W: Andujar L: Camp T: 2:51 Att: 52,173

## 1991 LEAGUE CHAMPIONSHIP SERIES

### ATLANTA 4, PITTSBURGH 3

Led by the sensational pitching of Steve Avery and John Smoltz, Atlanta overcame a three-games-to-two deficit on the road and won its first-ever NL pennant. Avery landed MVP honors after setting an NLCS record with 16.1 scoreless innings while winning 1-0 decisions in Games 2 and 6; Smoltz fired a six-hit shutout in Game 7 in the Braves' 4-0 clincher. In the best pitching exhibition ever seen in NLCS play, Braves' hurlers held the Pirates scoreless the last 22 innings of the series, and the last 27 innings at Pittsburgh, on the way to a 1.57 series ERA against the league's top offense.

#### Game 1 - Wednesday, October 9

Atlanta 0 0 0 0 0 0 0 0 1 - 1 5 1  
Pittsburgh 1 0 2 0 0 1 0 1 x - 5 8 1  
W: Drabek L: Glavine T: 2:52 Att: 57,347

#### Game 2 - Thursday, October 10

Atlanta 0 0 0 0 0 1 0 0 0 - 1 8 0  
Pittsburgh 0 0 0 0 0 0 0 0 0 - 0 6 0  
W: Avery L: Smith S: Pena T: 2:46 Att: 57,533

#### Game 3 - Saturday, October 12

Pittsburgh 1 0 0 1 0 0 1 0 0 - 3 10 2  
Atlanta 4 1 1 0 0 0 1 3 x - 10 11 0  
W: Smoltz L: Smiley S: Pena T: 3:22 Att: 50,905

#### Game 4 - Sunday, October 13

Pittsburgh 0 1 0 0 1 0 0 0 0 1 - 3 11 1  
Atlanta 2 0 0 0 0 0 0 0 0 0 - 2 7 1  
W: Belinda L: Mercker T: 3:43 Att: 51,109

#### Game 5 - Monday, October 14

Pittsburgh 0 0 0 0 1 0 0 0 0 - 1 6 2  
Atlanta 0 0 0 0 0 0 0 0 0 - 0 9 1  
W: Smith L: Glavine S: Mason T: 2:51 Att: 51,109

#### Game 6 - Saturday, October 26

Atlanta 0 0 0 0 0 0 0 0 1 - 1 7 0  
Pittsburgh 0 0 0 0 0 0 0 0 0 - 0 4 0  
W: Avery L: Drabek S: Pena T: 3:09 Att: 54,508

#### Game 7 - Thursday, October 17

Atlanta 3 0 0 0 1 0 0 0 0 - 4 6 1  
Pittsburgh 0 0 0 0 0 0 0 0 0 - 0 6 0  
W: Smoltz L: Smiley T: 3:04 Att: 46,932

1992 LEAGUE CHAMPIONSHIP SERIES

ATLANTA 4, PITTSBURGH 3

Series MVP John Smoltz allowed one run on four hits over 8.0 innings in a 5-1 Braves win in the opener, and Ron Gant's grand slam highlighted a 13-5 pounding of the Pirates in Game 2. The Bucs captured Game 3, 3-2 behind Tim Wakefield's knuckleball, but Smoltz and the Braves won Game 4, 6-4. Pittsburgh evened the playoffs at three games each with 7-1 and 13-4 wins in the next two games, respectively, to set the stage for Game 7 drama. Francisco Cabrera's pinch-hit, two-out single in the bottom of the ninth scored the tying and winning runs in the Braves' miraculous 3-2 win. With their improbable ninth-inning comeback, climaxed by Cabrera's hit and Sid Bream's slide home, the Braves made history, becoming the first Major League team to win a decisive postseason game while trailing before the final pitch.

Game 1 - Tuesday, October 6

Pittsburgh 0 0 0 0 0 0 0 1 0 - 1 5 1  
Atlanta 0 0 1 0 3 1 0 0 x - 5 8 0  
W: Smoltz L: Drabek T: 3:00 Att: 51,971

Game 2 - Wednesday, October 7

Pittsburgh 0 0 0 0 0 0 4 1 0 - 5 7 0  
Atlanta 0 4 0 0 4 0 5 0 x - 13 14 0  
W: Avery L: Jackson T: 3:20 Att: 51,975

Game 3 - Friday, October 9

Atlanta 0 0 0 1 0 0 1 0 0 - 2 5 0  
Pittsburgh 0 0 0 0 1 1 1 0 x - 3 8 1  
W: Wakefield L: Glavine T: 2:37 Att: 56,610

Game 4 - Saturday, October 10

Atlanta 0 2 0 0 2 2 0 0 0 - 6 11 1  
Pittsburgh 0 2 1 0 0 0 1 0 0 - 4 6 1  
W: Smoltz L: Drabek S: Reardon T: 3:10 Att: 57,164

Game 5 - Sunday, October 11

Atlanta 0 0 0 0 0 0 0 1 0 - 1 3 0  
Pittsburgh 4 0 1 0 0 1 1 0 x - 7 13 0  
W: Walk L: Avery T: 2:52 Att: 52,929

Game 6 - Tuesday, October 13

Pittsburgh 0 8 0 0 4 1 0 0 0 - 13 13 1  
Atlanta 0 0 0 1 0 0 1 0 2 - 4 9 1  
W: Wakefield L: Glavine T: 2:50 Att: 51,975

Game 7 - Wednesday, October 14

Pittsburgh 1 0 0 0 0 1 0 0 0 - 2 7 1  
Atlanta 0 0 0 0 0 0 0 0 3 - 3 7 0  
W: Reardon L: Drabek T: 3:22 Att: 51,975

1993 LEAGUE CHAMPIONSHIP SERIES

PHILADELPHIA 4, ATLANTA 2

The Braves saw their two-year reign as National League champions come to an end when the Phillies prevailed in a six-game series. Atlanta rebounded from losing the opener and scored 23 runs over the next two games to take a two-games-to-one advantage. Danny Jackson outdueled John Smoltz in Game 4 to even the series at two games each. In Game 5, the Braves scored three runs in the bottom of the ninth to tie the contest, but Phillies' outfielder Lenny Dykstra hit a 10th-inning homer that gave the Phillies the victory and a one game lead as the series returned to Philadelphia. Atlanta's hopes for a seventh game were dashed in the first inning of Game 6, when Greg Maddux was hobbled after being struck by a Mickey Morandini line drive. The Phillies won the pennant with a 6-3 victory in Game 6. Fred McGriff led the Braves with a .435 series batting average.

Game 1 - Wednesday, October 6

Atlanta 0 0 1 1 0 0 0 0 1 0 - 3 9 0  
Philadelphia 1 0 0 1 0 1 0 0 0 1 - 4 9 1  
W: Williams L: McMichael T: 3:33 Att: 62,012

Game 2 - Thursday, October 7

Atlanta 2 0 6 0 1 0 0 4 1 - 14 16 0  
Philadelphia 0 0 0 2 0 0 0 0 1 - 3 7 2  
W: Maddux L: Greene T: 3:14 Att: 62,436

Game 3 - Saturday, October 9

Philadelphia 0 0 0 1 0 1 0 1 1 - 4 10 1  
Atlanta 0 0 0 0 0 5 4 0 x - 9 12 0  
W: Glavine L: Mulholland T: 2:44 Att: 52,032

Game 4 - Sunday, October 10

Philadelphia 0 0 0 2 0 0 0 0 0 - 2 8 1  
Atlanta 0 1 0 0 0 0 0 0 0 - 1 10 1  
W: Jackson L: Smoltz S: Williams T: 3:33 Att: 52,032

Game 5 - Monday, October 11

Philadelphia 1 0 0 1 0 0 0 0 1 1 - 4 6 1  
Atlanta 0 0 0 0 0 0 0 0 3 0 - 3 7 1  
W: Williams L: Wohlers S: Anderson T: 3:21 Att: 52,032

Game 6 - Tuesday, October 13

Atlanta 0 0 0 0 1 0 2 0 0 - 3 5 3  
Philadelphia 0 0 2 0 2 2 0 0 x - 6 7 1  
W: Greene L: Maddux S: Williams T: 3:04 Att: 62,052

## 1995 LEAGUE CHAMPIONSHIP SERIES

## ATLANTA 4, CINCINNATI 0

The Braves returned to the World Series for the third time in the last four Fall Classics by sweeping the Reds with the first four-game sweep in NLCS history. Atlanta won Game 1 at Cincinnati in 11 innings, 2-1, after rallying to tie the game in the top of the ninth. Series MVP Mike Devereaux, an August acquisition from the Chicago White Sox, provided the game-winning single in the 11th. Game 2 also was forced into extra frames as the Braves prevailed in 10, 6-2. Javy Lopez provided the finishing touches with a three-run home run in the 10th.

**Game 1 - Tuesday, October 10**

Atlanta	0	0	0	0	0	0	0	0	1	0	1	-	2	7	0
Cincinnati	0	0	0	1	0	0	0	0	0	0	0	-	1	9	1

W: Wohlers L: Jackson S: McMichael T: 3:18 Att: 40,382

**Game 2 - Wednesday, October 11**

Atlanta	1	0	0	1	0	0	0	0	0	4	-	6	11	1
Cincinnati	0	0	0	0	2	0	0	0	0	0	-	2	9	1

W: McMichael L: Portugal T: 3:26 Att: 44,624

Back in Atlanta, Greg Maddux held the Reds to one run over eight innings on the way to a 5-2 victory in Game 3. Rookie sensation Chipper Jones went 3-for-4 with a home run and two RBI, and catcher Charlie O'Brien also added a three-run homer. Starting pitcher Steve Avery nailed down the sweep in Game 4 by leading the Braves to a 6-0 shutout. Avery became the first pitcher in NLCS annals to start three shutouts (also Games 3 and 6 in 1991). Devereaux, forced into the starting lineup after an ailing knee sidelined right fielder David Justice, hit a three-run homer in the seventh inning.

**Game 3 - Friday, October 13**

Cincinnati	0	0	0	0	0	0	0	1	1	-	2	8	0
Atlanta	0	0	0	0	0	3	2	0	x	-	5	12	1

W: Maddux L: Wells T: 2:42 Att: 51,424

**Game 4 - Saturday, October 14**

Cincinnati	0	0	0	0	0	0	0	0	0	-	0	3	1
Atlanta	0	0	1	0	0	0	5	0	x	-	6	12	1

W: Avery L: Schourek T: 2:54 Att: 52,067

## 1996 LEAGUE CHAMPIONSHIP SERIES

## ATLANTA 4, ST. LOUIS 3

The Braves became the first NL team to rebound from a three-games-to-one deficit in the LCS, crushing the Cardinals 32-1 over the final three games. Javy Lopez broke a Game 1 tie in the eighth with a bases-loaded, two-run single, giving the Braves a 4-2 win behind John Smoltz. Chipper Jones led the attack by going 4-for-4, and Mark Wohlers recorded his fourth save in the '96 postseason. The momentum in the series shifted in Game 2 when Gary Gaetti's seventh-inning grand slam off Greg Maddux helped the Cards to an 8-3 victory. In Game 3, Ron Gant homered twice to account for all the Cards' runs in a 3-2 win. In Game 4, Atlanta led 3-0 with two outs and no one on in the St. Louis seventh, but the Redbirds fought back to tie the score, then claimed the lead for good in the eighth on a solo shot by Brian Jordan. Facing elimination in Game 5, the Braves scored five first-inning runs in a 14-0 win, sending the series back to Atlanta. Lopez went 4-for-5 with two doubles and a homer, while Mark Lemke added four hits and Fred McGriff homered in the club's LCS-record 22-hit attack. In Game 6, Maddux blanked the Cardinals through seven innings en route to a 3-1 win. Mark Wohlers' eighth-inning wild pitch accounted for the only Cardinals run in the last three games. In Game 7 the outcome was never in doubt after the Braves scored six in the first, capped by Tom Glavine's three-run triple past a diving Gant. The 15-0 rout broke the Braves' own LCS record for runs in a game and sent Atlanta to its fourth World Series in the last five played. Lopez won MVP honors, batting .542 (13-for-24) with five doubles, two HRs and six RBI.

**Game 1 - Wednesday, October 9**

St. Louis	0	1	0	0	0	0	1	0	0	-	2	5	1
Atlanta	0	0	0	0	2	0	0	2	x	-	4	9	0

W: Smoltz L: Petkovsek S: Wohlers T: 2:35 Att: 48,686

**Game 2 - Thursday, October 10**

St. Louis	1	0	2	0	0	0	5	0	0	-	8	11	2
Atlanta	0	0	2	0	0	1	0	0	0	-	3	5	2

W: Stottlemire L: Maddux T: 2:53 Att: 52,067

**Game 3 - Saturday, October 12**

Atlanta	1	0	0	0	0	0	1	0	-	2	8	1	
St. Louis	2	0	0	0	1	0	0	0	x	-	3	7	0

W: Osborne L: Glavine T: 2:46 Att: 56,769

**Game 4 - Sunday, October 13**

Atlanta	0	1	0	0	0	2	0	0	0	-	3	9	1
St. Louis	0	0	0	0	0	0	3	1	x	-	4	5	0

W: Eckersley L: McMichael T: 3:17 Att: 56,764

**Game 5 - Monday, October 14**

Atlanta	5	2	0	3	1	0	0	1	2	-	14	22	0
St. Louis	0	0	0	0	0	0	0	0	0	-	0	7	0

W: Smoltz L: Stottlemire T: 2:57 Att: 56,782

**Game 6 - Wednesday, October 16**

St. Louis	0	0	0	0	0	0	1	0	-	1	6	1	
Atlanta	0	1	0	0	1	0	0	1	x	-	3	7	0

W: Maddux L: Al. Benes S: Wohlers T: 2:41 Att: 52,067

**Game 7 - Thursday, October 17**

St. Louis	0	0	0	0	0	0	0	0	0	-	0	4	2
Atlanta	6	0	0	4	0	3	2	0	x	-	15	17	0

W: Glavine L: Osborne T: 2:25 Att: 52,067



1997 LEAGUE CHAMPIONSHIP SERIES

FLORIDA 4, ATLANTA 2

The Braves, appearing in a record sixth straight LCS, were denied their third straight World Series berth when the Florida Marlins upended Atlanta in six games. Atlanta lost the series despite outhitting Florida .253 to .199. Greg Maddux, who allowed only one unearned run all season, took the loss in Game 1 when the Marlins reached him for five runs, all unearned, in a 5-3 loss. Tom Glavine combined with Mike Cather and Mark Wohlers to hold the Marlins to three hits in a 7-1 victory in Game 2, as Ryan Klesko and Chipper Jones both homered to lead the Braves' 13-hit attack. With the series shifting to Miami, the Marlins took a two-games-to-one advantage with a 5-2 triumph in Game 3, as Charles Johnson broke a 2-2 tie with a three-run double off John Smoltz in the sixth inning. Game 4 saw Denny Neagle blank the Marlins on four hits, 4-0, enabling the Braves to even the series 2-2. Combined with his 3.0 scoreless innings in relief in Game 1, Neagle pitched 12.0 innings of shutout ball in the NLCS, allowing only five hits. Livan Hernandez gave the Marlins the upper hand with a complete-game, 2-1 victory in Game 5, allowing only three hits and notching a NLCS-record 15 strikeouts. The Marlins won the pennant when the series returned to Atlanta by taking a 7-4 decision in Game 6, sparked by a four-run first inning against Glavine. Keith Lockhart led the Braves by hitting .500 (8-for-16).

Game 1 - Tuesday, October 7

Florida 3 0 2 0 0 0 0 0 0 - 5 6 0  
Atlanta 1 0 1 0 0 1 0 0 0 - 3 5 2  
W: Brown L: Maddux S: Nen T: 3:04 Att: 49,244

Game 2 - Wednesday, October 8

Florida 0 0 0 0 0 0 0 1 0 - 1 3 1  
Atlanta 3 0 2 0 0 0 2 0 x - 7 13 0  
W: Glavine L: Fernandez T: 2:51 Att: 48,933

Game 3 - Friday, October 10

Atlanta 0 0 0 1 0 1 0 0 0 - 2 6 1  
Florida 0 0 0 1 0 4 0 0 x - 5 8 1  
W: Hernandez L: Smoltz S: Nen T: 2:59 Att: 53,857

Game 4 - Saturday, October 11

Atlanta 1 0 1 0 2 0 0 0 0 - 4 11 0  
Florida 0 0 0 0 0 0 0 0 0 - 0 4 0  
W: Neagle L: Leiter T: 2:40 Att: 54,890

Game 5 - Sunday, October 12

Atlanta 0 1 0 0 0 0 0 0 0 - 1 3 0  
Florida 1 0 0 0 0 0 1 0 x - 2 5 0  
W: Hernandez L: Maddux T: 2:27 Att: 51,982

Game 6 - Tuesday, October 14

Florida 4 0 0 0 0 3 0 0 0 - 7 10 1  
Atlanta 1 2 0 0 0 0 0 0 1 - 4 11 1  
W: Brown L: Glavine T: 3:10 Att: 50,446

BRAVES LCS HOME RUN LEADERS

The Braves have hit a total of 53 home runs in the National League Championship Series. Below is the list of 13 players who have hit two or more homers in NLCS play:

Rank	Player	NLCS Homers	Years
1.	Javy Lopez .....	5 .....	'95, '96 (2), '98, '01
2.	Jeff Blauser .....	4 .....	'92, '93 (2), '97
	Ryan Klesko .....	4 .....	'96, '97 (2), '99
4.	Hank Aaron .....	3 .....	'69 (3)
	David Justice .....	3 .....	'91, '92 (2)
	Ron Gant .....	3 .....	'91, '92 (2)
	Fred McGriff .....	3 .....	'93, '96 (2)
	Chipper Jones .....	3 .....	'95, '97 (2)
	Andruw Jones .....	3 .....	'96, '98, '01
10.	Sid Bream .....	2 .....	'91, '92
	Michael Tucker .....	2 .....	'97, '98
	Eddie Perez .....	2 .....	'99 (2)
	Brian Jordan .....	2 .....	'99 (2)

## 1998 LEAGUE CHAMPIONSHIP SERIES

## SAN DIEGO 4, ATLANTA 2

Atlanta fought back from a three-games-to-none deficit, but fell short of an unprecedented comeback as the Padres prevailed in six games. The Braves entered the bottom of the ninth of Game 1 trailing 2-1, before tying the game against star closer Trevor Hoffman on Andruw Jones' sacrifice fly. Ken Caminiti responded in the top of the 10th with a solo shot off Kerry Ligtenberg, giving the Padres a 3-2 victory. Kevin Brown gave the Padres a spectacular effort in Game 2, holding the Braves to three singles in a 3-0 triumph, marking the first time since 1969 the Braves had dropped the first two games of an NLCS at home. Atlanta's offense didn't benefit immediately with the change of scenery as the series moved west, with San Diego taking a commanding lead with a 4-1 victory over a Braves squad that had managed only three runs over the first 28 innings of the series. Clutch hitting remained elusive, with the Braves loading the bases three times in Game 3 without managing to score in any of those opportunities. Atlanta appeared to be on the verge of being swept in Game 4 when, trailing 3-2 in the seventh inning, the offense finally awoke with a six-run outburst, with an Andres Galarraga grand slam capping the 8-3 win. The Braves repeated late-inning heroics in the eighth inning of Game 5 when Michael Tucker erased a 4-2 deficit with a three-run homer off Kevin Brown, who was appearing in a rare relief role for the Padres. Atlanta took a three-run lead into the bottom of the ninth, but a two-run homer by Padres' pinch-hitter Greg Myers sliced the margin to a single run. Greg Maddux came out to make his first relief appearance since 1987 and set the Padres down in order to register his first professional save. Upon return of the series to Atlanta, the offense once again went dormant, as LCS MVP Sterling Hitchcock and four relievers stopped the Braves in Game 6 on two hits, 5-0.

All the runs crossed the plate in the sixth inning, as Tom Glavine was victimized by three unearned runs. Failure to produce any type of offense at home sealed the Braves' fate, with the team being held to two runs in 28 innings at Turner Field. Padres hurlers held the Braves scoreless over the final 19 frames of the series.

**Game 1 - Wednesday, October 7**

San Diego 0 0 0 0 1 0 0 1 0 1 - 3 7 0  
 Atlanta 0 0 1 0 0 0 0 0 1 0 - 2 8 3  
 W: Hoffman L: Ligtenberg S: Wall T: 3:27 Att: 42,117

**Game 2 - Thursday, October 8**

San Diego 0 0 0 0 0 1 0 0 2 - 3 11 0  
 Atlanta 0 0 0 0 0 0 0 0 0 - 0 3 1  
 W: Brown L: Glavine T: 2:54 Att: 49,093

**Game 3 - Saturday, October 10**

Atlanta 0 0 1 0 0 0 0 0 0 - 1 8 2  
 San Diego 0 0 0 0 0 2 0 0 2 x - 4 7 0  
 W: Hitchcock L: Maddux S: Hoffman T: 3:00 Att: 62,779

**Game 4 - Sunday, October 11**

Atlanta 0 0 0 1 0 1 6 0 0 - 8 12 0  
 San Diego 0 0 2 0 0 1 0 0 0 - 3 8 0  
 W: Martinez L: Hamilton T: 2:58 Att: 65,042

**Game 5 - Monday, October 12**

Atlanta 0 0 0 1 0 1 0 5 0 - 7 14 1  
 San Diego 2 0 0 0 0 2 0 0 2 - 6 10 1  
 W: Rocker L: Brown S: Maddux T: 3:17 Att: 58,988

**Game 6 - Wednesday, October 14**

San Diego 0 0 0 0 0 5 0 0 0 - 5 10 1  
 Atlanta 0 0 0 0 0 0 0 0 0 - 0 2 1  
 W: Hitchcock L: Glavine T: 3:10 Att: 50,988



The Braves bench greets Andruw Jones after the outfielder scored a run in the 1998 NLCS.

## 1999 LEAGUE CHAMPIONSHIP SERIES

## ATLANTA 4, NEW YORK 2

The Braves clinched their fifth NL pennant of the 1990s with an 11-inning, 10-9 triumph over the Mets in Game 6 in Atlanta. It concluded a thrilling series that first saw Atlanta come within four outs of a four-game sweep and would later see New York draw to within three outs of forcing a seventh game. Game 1 proved to be the only contest not decided by one run, with Greg Maddux (7.0 IP, 5 H, 1 R, 1 ER, 1 BB, 2 K) picking up the 4-2 victory and John Rocker recording the save. In Game 2, Brian Jordan and Eddie Perez blasted two-run homers in the bottom of the sixth to turn a 2-0 deficit into a 4-2 lead that the Braves would never relinquish. Kevin Millwood supplied another strong effort (7.1 IP, 5 H, 3 R, 2 ER, 1 BB, 4 K), with Rocker coming on to douse an eighth-inning fire after the Mets posted an unearned run to make the score 4-3. With the tying run on second and one out, Rocker fanned John Olerud and Robin Ventura (sandwiching an intentional walk to Mike Piazza), and gave way in the ninth to John Smoltz, who fired a 1-2-3 frame to notch the save in his first major league relief outing. After the LCS shifted to New York, the Braves scored an unearned run in the first inning of Game 3, and watched Tom Glavine (7.0 IP, 7 H, 0 R, 1 BB, 8 K), Mike Remlinger and Rocker make it stand up in a 1-0 victory that gave the Braves a commanding three-game lead in the series. Game 4 saw the Braves carry a 2-1 lead into the bottom of the eighth, but Olerud's two-out, two-run single plated the tying and go-ahead runs, spoiling a superb outing by Smoltz (ND, 7.1 IP, 4 H, 2 R, 2 ER, 0 BB, 7 K). The Mets sent the series back to Atlanta after prevailing in a 15-inning marathon in Game 5, 4-3, which entered the record books as the longest game in terms of time in major league post-season history. The Braves took a 3-2 lead in the top of the 15th on a two-out RBI triple by Keith Lockhart, but saw the Mets — who hadn't scored since a two-run homer by Olerud in the first — rally for two runs in the bottom of the frame on a bases-loaded walk to Todd Pratt and a Ventura drive over the right field fence that was ruled an RBI single when he left the basepaths. It appeared as if the Braves had finally put the Mets away with a five-run first inning when the series returned to Atlanta for Game 6, but New York battled back to knot the score at 7-7 on a two-run Piazza blast in the seventh off reliever Smoltz, and took the lead in the top of the eighth on a Melvin Mora pinch-hit RBI single. A Brian Hunter run-scoring single in the bottom of the inning tied the score again at 8-8. The contest carried into extra innings, with Todd Pratt's sacrifice fly in the 10th putting the Mets within three outs of a seventh game. Ozzie Guillen responded in the bottom of the 10th with an RBI single off Armando Benitez, against whom the Braves were 1-for-30 all year before the 10th-inning rally, making it a 9-9 contest. The Braves finally settled the issue in the bottom of the

11th when Andruw Jones worked a bases-loaded walk off reliever Kenny Rogers, sending Atlanta to its fifth World Series of the 1990s. Eddie Perez earned MVP honors after batting .500 (10-for-20) with two homers and five RBI.

**Game 1 - Tuesday, October 12**

New York 0 0 0 1 0 0 0 0 1 - 2 6 2  
 Atlanta 1 0 0 0 1 1 0 1 x - 4 8 2  
 W: Maddux L: Yoshii S: Rocker T: 3:09 Att: 44,172

**Game 2 - Wednesday, October 13**

New York 0 1 0 0 1 0 0 1 0 - 3 5 1  
 Atlanta 0 0 0 0 0 4 0 0 x - 4 9 1  
 W: Millwood L: Rogers S: Smoltz T: 2:42 Att: 44,624

**Game 3 - Friday, October 15**

Atlanta 1 0 0 0 0 0 0 0 0 - 1 3 1  
 New York 0 0 0 0 0 0 0 0 0 - 0 7 2  
 W: Glavine L: Leiter S: Rocker T: 3:04 Att: 55,911

**Game 4 - Saturday, October 16**

Atlanta 0 0 0 0 0 0 0 2 0 - 2 3 0  
 New York 0 0 0 0 0 1 0 2 x - 3 5 0  
 W: Wendell L: Remlinger T: 2:20 Att: 55,872

**Game 5 - Sunday, October 17**

Atl. 0 0 0 2 0 0 0 0 0 0 0 0 1 - 3 13 1  
 NY 2 0 0 0 0 0 0 0 0 0 0 0 0 2 - 4 11 1  
 W: Dotel L: McGlinchy T: 5:46 Att: 55,723

**Game 6 - Tuesday, October 19**

New York 0 0 0 0 0 3 4 1 0 1 0 - 9 15 2  
 Atlanta 5 0 0 0 0 2 0 1 0 1 1 - 10 10 1  
 W: Springer L: Rogers T: 4:25 Att: 52,335



Eddie Perez accepts the NLCS MVP trophy following the Braves' Game 6 victory.

## 2001 LEAGUE CHAMPIONSHIP SERIES

### ARIZONA 4, ATLANTA 1

The Braves, appearing in their record 11th NLCS, were unable to solve the Diamondbacks' vaunted one-two tandem of Randy Johnson and Curt Schilling, as Arizona captured its first pennant in a 4-1 series victory. The Braves managed only three hits in a 2-0 Johnson shutout in the opener at Phoenix before taking Game 2, 8-1. Javy Lopez's two-run homer in the seventh snapped a 1-1 tie to even the series. Tom Glavine (7.0 IP, 5 H, 1 R, 1 ER, 2 BB, 2 K) notched the Braves only win of the series. Schilling turned in a dominating effort in the Diamondbacks' 5-1 victory in Game 3 in Atlanta, limiting the Braves to four hits in a complete game effort, while striking out 12. The Braves took a 2-0 lead through two innings as they attempted to even the series in Game 4, but three Atlanta errors aided a four-run D-Back third, giving them a lead they never relinquished in an 11-4 win and a commanding three-games-to-one lead in the series. The Braves committed four miscues overall, leading to six unearned Arizona runs. Arizona completed the three-game sweep in Atlanta and advanced to the World Series with a 3-2 triumph in Game 5, with the D-Backs again capitalizing on a Braves error to tally two unearned runs in the fifth inning that proved to be decisive. While not as effective as in his Game 1 shutout, Johnson still held the Braves to two runs over seven innings, giving him a 1.13 ERA in two starts in the series (16.0 IP, 2 ER, 19 K).

#### Game 1 - Tuesday, October 16

Atlanta	0	0	0	0	0	0	0	0	0	-	0	3	1
Arizona	1	0	0	0	1	0	0	0	x	-	2	8	0

W: Johnson L: Maddux T: 2:44 Att: 37,729

#### Game 2 - Wednesday, October 17

Atlanta	1	0	0	0	0	0	2	5	0	-	8	8	0
Arizona	0	0	0	0	0	1	0	0	0	-	1	5	1

W: Glavine L: Batista T: 2:54 Att: 49,334

#### Game 3 - Friday, October 19

Arizona	0	0	2	0	3	0	0	0	0	-	5	9	1
Atlanta	0	0	0	1	0	0	0	0	0	-	1	4	1

W: Schilling L: Burkett T: 2:59 Att: 41,624

#### Game 4 - Saturday, October 20

Arizona	0	0	4	2	0	0	0	1	4	-	11	12	0
Atlanta	1	1	0	0	0	0	1	1	0	-	4	13	4

W: Anderson L: Maddux S: Kim T: 3:47 Att: 42,291

#### Game 5 - Sunday, October 21

Arizona	0	0	0	1	2	0	0	0	0	-	3	6	1
Atlanta	0	0	0	1	0	0	0	1	0	0	-	2	7

W: Johnson L: Glavine S: Kim T: 3:13 Att: 35,652

## BRAVES IN THE DIVISION SERIES

### 1995 DIVISION SERIES

#### ATLANTA 3, COLORADO 1

In the first year of the expanded-playoff format, the Braves drew wild-card entry Colorado in the best-of-five-series. The series opened at Coors Field in dramatic fashion as the Braves won 5-4. Rookie Chipper Jones swatted his second homer of the game in the ninth inning to give the Braves the lead, and Alejandro Pena and Mark Wohlers held it after the Rockies loaded the bases in the bottom of the ninth with one out. Atlanta staged another rally in Game 2, prevailing 7-4, after trailing 4-3 in the ninth. Marquis Grissom hit two homers in the contest, his second and third of the series. In Atlanta, the Rockies avoided the sweep by hammering two homers and nine hits on the way to a 7-5 win in Game 3. Greg Maddux, Grissom and Fred McGriff led the Braves to a 10-4 victory in Game 4, sending the team to its third straight NLCS appearance. Grissom collected five hits in the finale, setting a franchise record for postseason hits in a game. Fred McGriff hit two homers in the contest.

#### Game 1 - Tuesday, October 3

Atlanta	0	0	1	0	0	2	0	1	1	-	5	12	1
Colorado	0	0	0	3	0	0	0	1	0	-	4	13	4

W: Pena L: Leskanic S: Wohlers T: 3:19 Att: 50,040

#### Game 2 - Wednesday, October 4

Atlanta	1	0	1	1	0	0	0	0	4	-	7	13	1
Colorado	0	0	0	0	0	3	0	1	0	-	4	8	2

W: Pena L: Munoz S: Wohlers T: 3:08 Att: 50,063

#### Game 3 - Friday, October 6

Colorado	1	0	2	0	0	2	0	0	0	2	-	7	9
Atlanta	0	0	0	3	0	0	1	0	1	0	-	5	11

W: Holmes L: Wohlers S: Thompson T: 3:16 Att: 50,300

#### Game 4 - Saturday, October 7

Colorado	0	0	3	0	0	1	0	0	0	-	4	11	1
Atlanta	0	0	4	2	1	3	0	0	x	-	10	15	0

W: Maddux L: Saberhagen T: 2:38 Att: 50,027

1996 DIVISION SERIES

ATLANTA 3, LOS ANGELES 0

The Braves swept the Dodgers despite scoring 10 runs and hitting .180 as the staff allowed three earned runs in 28.0 IP (0.96 ERA). In Game 1, the Braves continued their tradition of one-run postseason games, as Javy Lopez's 10th-inning homer helped the team to a 2-1 win. John Smoltz earned the win, while Mark Wohlers pitched the 10th for the save. In Game 2, Fred McGriff's lead-off homer in the seventh tied the game at 2 and, one out later, Jermaine Dye hit a solo shot for the game's final run. Greg Maddux allowed two unearned runs in 7.0 IP to win, and Wohlers recorded his second save. Atlanta completed the sweep as Tom Glavine and Chipper Jones led the Braves to a 5-2 triumph. Jones hit a two-run homer following a two-run double by Mark Lemke to knock out Dodgers starter Hideo Nomo.

Game 1 - Wednesday, October 2

Atlanta	0	0	0	1	0	0	0	0	0	1	-	2	4	1
Los Angeles	0	0	0	0	1	0	0	0	0	0	-	1	5	0
W: Smoltz L: Osuna S: Wohlers T: 3:08 Att: 47,428														

Game 2 - Thursday, October 3

Atlanta	0	1	0	0	0	0	2	0	0	-	3	5	2
Los Angeles	1	0	0	1	0	0	0	0	0	-	2	3	0
W: Maddux L: Valdes S: Wohlers T: 2:08 Att: 51,916													

Game 3 - Saturday, October 5

Los Angeles	0	0	0	0	0	0	1	1	0	-	2	6	1
Atlanta	1	0	0	4	0	0	0	0	x	-	5	11	0
W: Glavine L: Nomo S: Wohlers T: 3:16 Att: 52,529													

1997 DIVISION SERIES

ATLANTA 3, HOUSTON 0

The Braves registered their second consecutive Division Series sweep, taking three straight from the Astros. Atlanta never trailed in the series, outscoring Houston, 19-5. Game 1 saw a vintage performance by Greg Maddux in a 2-1 victory, the decisive run coming on a second-inning homer by Ryan Klesko. The Braves cruised to an easy 13-5 win in Game 2, breaking a 3-3 tie with three runs in the fifth and five more in the sixth. In addition to collecting 10 hits in the contest, the Braves also received 10 walks, including eight issued by starter Mike Hampton. The Braves finished the sweep at Houston, as John Smoltz tossed a three-hitter to win, 4-1. Braves starters Maddux, Glavine and Smoltz combined for a 1.87 series ERA (3 ER in 24.0 IP).

Game 1 - Tuesday, September 30

Houston	0	0	0	0	1	0	0	0	0	-	1	7	1
Atlanta	1	1	0	0	0	0	0	0	x	-	2	2	0
W: Maddux L: Kile T: 2:15 Att: 46,467													

Game 2 - Wednesday, October 1

Houston	0	0	0	3	0	0	0	0	0	-	3	6	2
Atlanta	0	0	3	0	3	5	0	2	x	-	13	10	1
W: Glavine L: Hampton T: 3:06 Att: 49,200													

Game 3 - Friday, October 3

Atlanta	1	1	0	0	0	0	1	1	0	-	4	8	2
Houston	0	0	0	0	0	0	1	0	0	-	1	3	1
W: Smoltz L: Reynolds T: 2:36 Att: 53,688													

1998 DIVISION SERIES

ATLANTA 3, CHICAGO 0

For the third straight year, the Braves swept the Division Series, this time over the Cubs. Dating to the final game of the 1995 first-round series vs. the Rockies, the Braves posted 10 straight Division Series wins. Michael Tucker's two-run homer and Ryan Klesko's seventh-inning grand slam backed John Smoltz in Game 1, as the Braves cruised to a 7-1 victory. Game 2 featured a pitching duel between Tom Glavine and Kevin Tapani, with the Cubs taking a 1-0 lead to the bottom of the ninth. But Javy Lopez hit a one-out homer and in the bottom of the 10th, Chipper Jones delivered a one-out, run-scoring single to send the Braves to Chicago with a 2-0 series lead. Former Cub Greg Maddux and rookie phenom Kerry Wood faced off in Game 3. Maddux, who led off the third with a double and scored on a passed ball, had a 1-0 lead through seven. The Braves put the game out of reach with a five-run eighth, highlighted

by an Eddie Perez grand slam. The Cubs scored twice off Maddux in the eighth, but Kerry Ligtenberg tossed two scoreless innings to send the Braves to their record seventh straight NLCS.

Game 1 - Wednesday, September 30

Chicago	0	0	0	0	0	0	0	1	0	-	1	5	1
Atlanta	0	2	0	0	0	1	4	0	x	-	7	8	0
W: Smoltz L: Clark T: 2:34 Att: 45,598													

Game 2 - Thursday, October 1

Chicago	0	0	0	0	0	1	0	0	0	0	-	1	4	1
Atlanta	0	0	0	0	0	0	0	0	1	1	-	2	6	0
W: O.Perez L: Mulholland T: 2:47 Att: 51,793														

Game 3 - Saturday, October 3

Atlanta	0	0	1	0	0	0	0	5	0	-	6	9	0
Chicago	0	0	0	0	0	0	0	2	0	-	2	8	2
W: Maddux L: Wood T: 2:57 Att: 39,597													



## 1999 DIVISION SERIES

## ATLANTA 3, HOUSTON 1

The Braves rebounded from a 6-1 loss in Game 1 to take three straight from the Astros and advance to their record eighth straight NLCS. Atlanta's offense managed only one run on seven hits in the opener in Atlanta, with Greg Maddux absorbing the defeat. Kevin Millwood stepped up in Game 2 and turned in a masterpiece, hurling the fifth one-hitter in postseason history as the Braves evened the series with a 5-1 victory. Millwood allowed only a second-inning homer to Ken Caminiti. Eddie Perez plated the go-ahead run with a sixth-inning sacrifice fly. The series shifted to Houston, where the two clubs put on an extra-inning postseason classic in Game 3. Atlanta escaped with a 5-3 victory as Brian Jordan supplied all five runs, courtesy of a three-run, sixth-inning homer (erasing a 2-0 deficit), followed by a two-run double in the 12th. With the score tied 3-3 in the bottom of the 10th, the Astros loaded the bases with no one out, only to see John Rocker come in and slam the door, with stellar support from shortstop Walt Weiss. Weiss saved the Braves with a diving stop of a one-out Tony Eusebio liner up the middle, which resulted in a force at home, followed by a Rocker strikeout of Ricky Gutierrez to end the frame. After Jordan's go-ahead double in the 12th, Kevin Millwood was brought in from the bullpen and registered the save with a 1-2-3 inning.

Braves appeared to have the series sewed up thanks to a five-run sixth in Game 4, giving Atlanta a 7-0 lead, only to see Houston storm back to narrow the Braves' lead to 7-5 in the eighth, with Caminiti striking the big blow with a three-run homer. A leadoff walk to Stan Javier in the bottom of the ninth again brought the tying run to the plate, but Rocker fanned Jeff Bagwell and Carl Everett, before Andruw Jones ran down a Caminiti blast to the warning track to end the series.

**Game 1 - Tuesday, October 5**

Houston 0 1 0 0 0 1 0 0 4 - 6 13 0  
 Atlanta 0 0 0 0 1 0 0 0 0 - 1 7 0  
 W: Reynolds L: Maddux T: 3:03 Att: 39,119

**Game 2 - Wednesday, October 6**

Houston 0 1 0 0 0 0 0 0 0 - 1 1 1  
 Atlanta 1 0 0 0 0 1 3 0 x - 5 11 1  
 W: Millwood L: Lima T: 2:13 Att: 41,913

**Game 3 - Friday, October 8**

Atlanta 0 0 0 0 0 3 0 0 0 0 2 - 5 12 0  
 Houston 2 0 0 0 0 0 1 0 0 0 0 - 3 9 2  
 W: Rocker L: Powell S: Millwood T: 4:19 Att: 48,625

**Game 4 - Saturday, October 9**

Atlanta 1 0 1 0 0 5 0 0 0 - 7 15 1  
 Houston 0 0 0 0 0 0 1 4 0 - 5 8 1  
 W: Smoltz L: Reynolds S: Rocker T: 3:12 Att: 48,553

## 2000 DIVISION SERIES

## ST. LOUIS 3, ATLANTA 0

The Cardinals jumped on Braves' starters Greg Maddux, Tom Glavine and Kevin Millwood and cruised to a three-game sweep of the Braves, who had won five straight Division Series entering this one. The Redbirds set the tone for the series in the bottom of the first of Game 1, striking for six runs off Maddux, although a Chipper Jones error accounted for two of those tallies being unearned. Cardinals starter Rick Ankiel's bout of wildness (four walks, five wild pitches) contributed to the Braves' four-run rally in the third inning, narrowing the deficit to 6-4. Four Cardinal relievers held the Braves in check thereafter, however, allowing only a ninth-inning run as St. Louis claimed a 7-5 victory. In Game 2, the Braves scored two runs in the top of the first, but Will Clark's three-run homer in the bottom of the frame quickly erased the Braves' only lead of the series.

Tom Glavine was tagged for seven earned runs in 2.1 IP, the second-shortest postseason outing of his career as the Cardinals took a 10-4 decision. The change of venue didn't help the Braves, as Fernando Vina opened Game 3 in Atlanta with a leadoff homer off Kevin Millwood and the Cardinals went on to complete a sweep of the series with a 7-1 victory.

**Game 1 - Tuesday, October 3**

Atlanta 0 0 4 0 0 0 0 0 1 - 5 8 3  
 St. Louis 6 0 0 1 0 0 0 0 x - 7 11 1  
 W: James L: Maddux S: Veras T: 3:34 Att: 52,378

**Game 2 - Thursday, October 5**

Atlanta 2 0 0 0 0 0 0 2 0 - 4 7 1  
 St. Louis 3 1 3 1 0 1 0 1 x - 10 9 0  
 W: Kile L: Glavine T: 3:02 Att: 52,389

**Game 3 - Saturday, October 7**

St. Louis 1 0 2 0 1 3 0 0 0 - 7 8 0  
 Atlanta 1 0 0 0 0 0 0 0 0 - 1 3 1  
 W: Reames L: Millwood T: 3:09 Att: 49,898

## 2001 DIVISION SERIES

## ATLANTA 3, HOUSTON 0

The Braves, appearing in the Division Series for the seventh straight year, took three in a row from the Astros to advance to their record 11th NLCS. Atlanta's pitching was dominant in the sweep, with the staff compiling a 1.67 ERA. Greg Maddux kept the Astros at bay in hitter-friendly Enron Field in Game 1, only to see Houston maintain a 3-2 lead heading into the eighth inning. Keith Lockhart's leadoff pinch-hit double was followed by a Marcus Giles single to even the score at 3-3, and two batters later, Chipper Jones deposited Astros closer Billy Wagner's first pitch into the left field seats for the decisive three-run homer in an eventual 7-4 win. Tom Glavine starred in Game 2, blanking the Astros over 8.0 innings and making an unearned Braves run in the second inning stand up for a 1-0 win, with John Smoltz recording the save. Home runs by Paul Bako and Julio Franco provided Atlanta with three runs over the first three innings and John Burkett teamed with four relievers to shut down Houston's high-powered offense en route to a 6-2 victory in Game 3.

Chipper Jones finished the series with a .444 average, including two homers and five RBI, while Andruw Jones went 6-for-12 with a solo home run.

## Game 1 - Tuesday, October 9

Atlanta	1	0	0	1	0	0	0	4	1	-	7	13	1
Houston	0	0	0	0	2	1	0	0	1	-	4	6	1

W: Seanez L: James S: Smoltz T: 2:51 Att: 35,553

## Game 2 - Wednesday, October 10

Atlanta	0	1	0	0	0	0	0	0	0	-	1	7	0
Houston	0	0	0	0	0	0	0	0	0	-	0	7	2

W: Glavine L: Mlicki S: Smoltz T: 2:41 Att: 35,704

## Game 3 - Friday, October 12

Houston	0	0	0	0	0	0	2	0	0	-	2	6	0
Atlanta	0	2	1	1	0	0	0	2	x	-	6	10	0

W: Burkett L: Reynolds T: 2:33 Att: 39,923

## 2002 DIVISION SERIES

## SAN FRANCISCO 3, ATLANTA 2

The Braves took a two-games-to-one lead in their record eighth straight Division Series, only to see the Giants rebound to capture the final two contests and the series. Atlanta faced an 8-2 deficit in Game 1, and after a three-run rally in the bottom of the seventh, went on to bring the tying run to the plate with two men aboard and no outs in the ninth. Giants closer Robb Nen, however, squelched the uprising by retiring Julio Franco on a liner to right and inducing a game-ending double play from Gary Sheffield. In Game 2, back-to-back homers by Javy Lopez and Vinny Castilla sparked a three-run second inning, and Kevin Millwood combined with three relievers to make the lead stand up for a 7-3 Braves win, evening the NLDS at a game apiece. The series moved to San Francisco for Game 3, in which the Braves snapped a 1-1 tie with a five-run sixth, courtesy of a bases-loaded single by Vinny Castilla, and a three-run homer on the next pitch by Keith Lockhart en route to a 10-2 win. Needing one more win to clinch the series, the Braves sent Tom Glavine to the mound in Game 4, but the Giants tagged Glavine for the second time in the series, sending the series to a fifth and final game in Atlanta. A second-inning solo homer by former Brave Reggie Sanders and a fourth-inning blast by Barry Bonds proved to be decisive, as Russ Ortiz and four Giants relievers stymied the Braves offense in a 3-1 clincher. Atlanta put runners on first and third in the bottom of the ninth with no outs against Nen, but saw him escape by fanning Sheffield and inducing Chipper Jones to hit into a game-ending double play.

## Game 1 - Wednesday, October 2

San Francisco	0	3	0	3	0	2	0	0	0	-	8	12	2
Atlanta	0	2	0	0	0	0	0	3	0	-	5	10	0

W: Ortiz L: Glavine S: Nen T: 3:24 Att: 41,903

## Game 2 - Thursday, October 3

San Francisco	0	1	0	0	0	1	0	0	1	-	3	7	0
Atlanta	1	3	0	3	0	0	0	0	x	-	7	8	0

W: Millwood L: Rueter T: 2:58 Att: 47,167

## Game 3 - Saturday, October 5

Atlanta	0	0	1	0	0	5	0	0	4	-	10	10	0
San Francisco	1	0	0	1	0	0	0	0	0	-	2	5	0

W: Maddux L: Schmidt T: 3:23 Att: 43,043

## Game 4 - Sunday, October 6

Atlanta	0	0	0	1	2	0	0	0	0	-	3	9	0
San Francisco	2	2	3	0	1	0	0	0	x	-	8	11	0

W: Hernandez L: Glavine T: 3:03 Att: 43,070

## Game 5 - Monday, October 7

San Francisco	0	1	0	1	0	0	1	0	0	-	3	6	2
Atlanta	0	0	0	0	0	1	0	0	0	-	1	7	0

W: Ortiz L: Millwood S: Nen T: 3:47 Att: 45,203

## 2003 DIVISION SERIES

## CHICAGO 3, ATLANTA 2

The Braves, in their ninth straight Division Series, matched up with the Chicago Cubs in a back-and-forth five-game series that ended with the Cubs taking Game 5 at Turner Field to send them to the NLCS. Chicago's pitching tandem of Kerry Wood and Mark Prior were the story. In Game 1, Wood took over. In addition to a dominating performance on the mound, Wood broke the game open with his two-run sixth-inning double to lead the Cubs to a 4-2 win in front of 52,043 in Atlanta. Russ Ortiz struggled, especially in the sixth when Moises Alou, Aramis Ramirez and Eric Karros led off with three straight singles. Robert Fick then bobbled a potential double play ball off the bat of Paul Bako, allowing Alou to score and setting the stage for Wood. The Braves scored first in the third inning on a Marcus Giles two-out homer and in the eighth on a Chipper Jones' ground out. The Braves rebounded to take Game 2, 5-3, on Mark DeRosa's eighth-inning two-out, two-run double off Dave Veres after John Smoltz allowed a rare run in the top of the inning that tied the game at 3-3. DeRosa was in the lineup after Giles suffered a severely bruised left quadriceps in Game 1. Giles still contributed when he limped off the bench and delivered a pinch-hit, two-out single in the sixth inning that scored Javy Lopez and gave the Braves a 3-2 lead after they had fallen behind, 2-0, in the top of the first. After walking the first two batters of the game and giving up a two-run Sammy Sosa double off the top of the center-field wall, Atlanta starter Mike Hampton battled out of a no-out, bases-loaded jam by striking out three straight Cubs to end the inning. He fanned all three batters in the second inning to match a postseason record of six consecutive strikeouts. Carlos Zambrano started for Chicago and allowed 11 hits, all singles, including a two-run single to Andruw Jones in the fourth inning that tied the score at 2-2. As the teams moved to an electric Wrigley Field for Game 3, the Cubs once again took the series lead with a 3-1 victory. Mark Prior battled in a classic pitchers' duel with Greg Maddux. The only Chicago runs came on a Randall Simon two-out, first-inning single off Maddux that scored Kenny Lofton and Mark Grudzielanek. The Braves' only run came on a Giles sacrifice fly scoring Mark DeRosa in the eighth inning. Game 4 was the first true glimpse of the Braves offense that was on display most of the regular season. Chipper Jones hit two-run homers from each side of the plate as part of Atlanta's 12-hit attack. It was Chipper's first two-homer playoff game since his postseason debut in Game 1 of the 1995 Division Series. The first of his two home runs came from the left side off Chicago starter Matt Clement in the fifth inning and the second came in the eighth inning off lefty Mark Guthrie, giving Atlanta a 6-2 lead. Ortiz, coming off three days of rest, held the Cubs to two earned runs on seven hits over five innings. Eric Karros

was the hitting star for the Cubs, launching two solo home runs, one in the sixth inning and one in the eighth inning. Sosa almost tied the game in the bottom of the ninth, but his drive off John Smoltz fell into Andruw Jones' glove on the warning track. Game 5 showed just why the Cubs would be moving on. For the second time in the series, Wood turned in a dominating performance (8.0 IP, 5 H, 1 R, 1 ER, 2 BB, 7 K), shutting down the Braves for a 5-1 Chicago clincher in front of 53,775 fans at Turner Field. During the NLDS, Wood allowed just seven hits over 14.1 IP against the NL's best regular-season offense. The lone Atlanta run came on a controversial play in the sixth inning. Rafael Furcal raced home from second base on a ball hit by Sheffield, who returned after missing Game 4 with a bruised hand suffered in Game 3, that appeared to be caught by a sliding Kenny Lofton in center field. It was ruled a hit. Hampton, pitching on three days of rest, endured a 30-pitch first inning, allowing just one run on a Moises Alou broken-bat RBI single. Alex Gonzalez led off the second inning with a homer to center and Aramis Ramirez hit a two-run home run in the sixth inning to give Wood all the support he would need.

**Game 1 - Tuesday, September 30**

Chicago 0 0 0 0 0 4 0 0 0 - 4 10 0  
 Atlanta 0 0 1 0 0 0 0 1 0 - 2 3 1

W: Wood L: Ortiz S: Borowski T: 3:21 Att: 52,043

**Game 2 - Wednesday, October 1**

Chicago 2 0 0 0 0 0 0 1 0 - 3 6 0  
 Atlanta 1 0 0 1 0 1 0 2 x - 5 13 0

W: Smoltz L: Veres T: 3:07 Att: 52,743

**Game 3 - Friday, October 3**

Atlanta 0 0 0 0 0 0 0 1 0 - 1 2 4  
 Chicago 2 0 0 0 0 0 0 1 0 - 3 8 0

W: Prior L: Maddux T: 2:43 Att: 39,982

**Game 4 - Saturday, October 4**

Atlanta 0 0 0 1 3 0 0 2 0 - 6 12 0  
 Chicago 0 0 1 0 0 1 0 1 1 - 4 10 0

W: Ortiz L: Clement S: Smoltz T: 3:40 Att: 39,983

**Game 5 - Sunday, October 5**

Chicago 1 1 0 0 0 2 0 0 1 - 5 9 0  
 Atlanta 0 0 0 0 0 1 0 0 0 - 1 5 1

W: Wood L: Hampton T: 2:50 Att: 54,357

2004 DIVISION SERIES

HOUSTON 3, ATLANTA 2

In their record 10th straight Division Series, the Braves met up with the Houston Astros for the fourth time in the opening round but for the first time failed to take the series. The series was filled with big hits and key pitching, but in the end Houston's big bats proved to be too much. Game 1 saw the Astros pound out four home runs, leading to a four-run third inning and a three-run fifth inning in a 9-3 win. The run support was more than needed for Roger Clemens. The Braves had chances to break the game open early against Clemens, but he escaped jams in each of the first four innings. Jaret Wright started for Atlanta and allowed a career-high three homers in 4.1 innings of work. Andruw Jones provided a highlight with his eighth career postseason home run off Clemens in the fifth inning. The Braves evened the series in dramatic fashion, taking Game 2, 4-2. Trailing 2-0 entering the seventh inning the Braves scored on a Rafael Furcal single in the seventh and added one in the eighth on Adam LaRoche's double to tie the game. John Smoltz went 3.0 strong innings starting in the eighth, just the second time as a reliever he had gone that many innings. He also added a single in the ninth- his 12th career postseason hit, a record for pitchers. The game remained tied 2-2 until the bottom of the 11th inning when Rafael Furcal hit a game-winning, two-run homer off Dan Miceli to give Atlanta a 4-2 win. Roy Oswalt started for Houston, allowing just one earned run on eight hits over 6.1 IP. Mike Hampton started for the Braves and gave up just two earned runs on four hits before leaving in the seventh inning with tightness in his left forearm. The Braves bullpen combined to go 4.2 scoreless innings. The series shifted to Houston for Game 3 and saw the Astros go up a game with an 8-5 win. Braves starter John Thomson was forced to leave after four pitches when he left with a re-injured left oblique muscle. Paul Byrd made his first career postseason appearance in relief and allowed four earned runs on seven hits in 4.1 IP, the big blow coming on Carlos Beltran's two-run, third-inning home run. The Astros stretched the lead to 7-2 on Morgan Ensberg's sixth-inning, two-run double off Tom Martin. Brandon Backe allowed two runs over 6.0 IP, his only mistake coming on Johnny Estrada's fourth-inning homer. Andruw Jones hit his second homer of the series, a three-run shot off Russ Springer in the eighth. Game 4 was an example of the season-long resolve the Braves displayed. Facing Roger Clemens (5.0 IP, 2 ER) for the second time in the series, the Braves rallied from a three-run deficit entering the sixth inning to win 6-5. Atlanta jumped out 2-0 in the second on an Andruw Jones RBI single and an Adam LaRoche RBI groundout. The Astros came back with five runs in the bottom of that inning, highlighted by a three-run homer by Craig Biggio. The Braves tied the game in the sixth on LaRoche's

first career postseason homer, a three-run shot off Chad Qualls. The game turned in to a battle of the bullpens after Russ Ortiz left (3.0 IP, 7 H 5 ER), but the Braves pen took charge. Over the last 6.0 innings, they allowed six hits and no runs. The game-winner came in the top of the ninth inning after Rafael Furcal was hit by a Russ Springer pitch with two outs. Furcal then stole his second base of the day and came around to score on J.D. Drew's RBI single. John Smoltz picked up the win by going the final 2.0 innings and getting Jeff Kent to ground into the Astros third double play of the game to end it in the ninth. The series returned to Atlanta for the deciding Game 5 and the Houston bats certainly showed up. The Astros pounded out 17 hits and scored 12 runs in a 12-3 rout. The game was 3-2 entering the sixth inning, but the Astros added one in the sixth, five in the seventh and three in the eighth to pull away. Roy Oswalt picked up the win on short rest, going 5.0 IP and giving up two earned runs. Houston scored a NLDS-record 36 runs in the series and hit an NLDS-record 11 home runs. Carlos Beltran was the series star hitting .429, and he went 4-for-5 with two home runs and five RBI in Game 5. Jaret Wright got the call for Atlanta but gave up four runs in 5.1 IP. Chipper Jones went 2-for-5, but wound up without an RBI in the series. Rafael Furcal had another strong game with his second homer of the series and two more hits, pushing him to .381 (8-for-21) for the NLDS. Andruw Jones hit .526 (10-for-19) in the series.

Game 1 - Wednesday, October 6

Houston	0	0	4	0	3	0	1	0	1	-	9	13	1
Atlanta	1	0	0	0	1	1	0	0	0	-	3	7	0

W: Clemens L: Wright T: 3:08 Att: 41,464

Game 2 - Thursday, October 7

Houston	1	0	1	0	0	0	0	0	0	0	0	-	2	4	1
Atlanta	0	0	0	0	0	0	1	1	0	0	2	-	4	14	0

W: Alfonseca L: Miceli T: 3:27 Att: 40,075

Game 3 - Saturday, October 9

Atlanta	0	0	0	2	0	0	0	3	0	-	5	8	0
Houston	0	0	2	0	2	3	1	0	x	-	8	11	0

W: Backe L: Byrd S: Lidge T: 3:19 Att: 43,547

Game 4 - Sunday, October 10

Atlanta	0	2	0	0	0	3	0	0	1	-	6	10	0
Houston	0	5	0	0	0	0	0	0	0	-	5	13	0

W: Smoltz L: Springer T: 3:24 Att: 43,336

Game 5 - Monday, October 11

Houston	0	2	1	0	0	1	5	3	0	-	12	17	1
Atlanta	0	0	0	0	2	0	1	0	0	-	3	9	1

W: Oswalt L: Wright T: 3:12 Att: 54,068

## 2005 DIVISION SERIES

## HOUSTON 3, ATLANTA 1

Extending their Division Series streak to a record 11 consecutive appearances, the Braves took on the Wild Card winner Houston Astros. Both teams featured a slew of youngsters that would play prominent roles in the series - the final play of the classic fourth game would feature a rookie from both squads - but the Astros would ride good old fashion pitching from their aces and overachieving offense from a normally dormant lineup to defeat the Braves for the second consecutive season in the Division Series. Houston's Morgan Ensberg put on a Game 1 clinic, tying an Astros record with five RBI and helping his squad to a 10-5 win in the opener. The game, which was to feature the pitching duel between Tim Hudson and Andy Pettitte, turned into a slugfest in which the pitching pair combined to allow eight runs. Reliever Chris Reitsma allowed four earned runs and recorded just one out in the eighth inning, helping Houston to a win that tied starter Andy Pettitte with John Smoltz for the most wins in postseason history (14). Smoltz took back his title as the postseason's winningest pitcher in Game 2, hurling seven innings of one-run ball for his 15th playoff win. Houston's 1-0 lead in the first inning was short-lived, as the Braves scored three runs in the second and two more in the third en route to a 7-1 win. Rookie backstop Brian McCann scalded a three-run homer off Roger Clemens in his first career postseason at-bat to put the Braves up 3-1 - a lead from which they would never look back. Andruw Jones went 3-for-4 and Adam LaRoche doubled in a pair of runs, while the bullpen was solid. The Astros went with 20-game winner Roy Oswalt against Jorge Sosa (making his first career postseason appearance) for Game 3, a 7-3 Astros victory that unraveled for the Braves in one inning. While the two starters had similar lines - both allowed three runs and walked two - it was a dreadful seventh inning that led to the Braves demise. With Sosa pulled, Reitsma continued his rough Division Series showing by allowing Craig Biggio's third double of the game followed by an infield single to speedster Willy Taveras. Reitsma gave way to lefty John Foster, but slugger Lance Berkman nailed Foster's first pitch for a home run, and youngster Joey Devine finished the job by allowing a run of his own - all of this without the Braves registering an out. The loss spoiled the second consecutive three-hit night for Braves home run king Andruw Jones, who raised his average to .636 in the series. On just three days' rest, the Braves sent Tim Hudson to the mound against Brandon Backe in a Game 4 that would become a classic. It looked like nothing but a Braves steamroll early on as Adam LaRoche continued his tear, bombing a grand slam in the fourth followed by an Andruw Jones sacrifice fly that chased the Astros' starter. Hudson left with a 5-1 lead, and when McCann hit his second homer of the series to put Atlanta up

6-1, it seemed wrapped up. But when the normally reliable Kyle Farnsworth came in to close out the game in the eighth inning, he allowed a grand slam to Lance Berkman and a two-out, solo homer to light-hitting Astros catcher Brad Ausmus in the bottom of the ninth to tie the game at 6-6. The two teams went on to essentially play another entire game, with both pitching staffs combining for eight innings of scoreless ball that saw the Braves miss opportunities with runners in scoring position five times, including loading the bases with one out in the 14th inning. In the bottom of the 18th, Houston rookie Chris Burke drove Devine's pitch over the left-field wall for a game-ending solo homer that gave the Astros their second consecutive Division Series win against the Braves. The series loss wasn't without some highlights for the Braves, who continued their excellent fielding from the regular season and committed no errors in the four-game set. Adam LaRoche went 4-for-8 (.500) with six RBI in the series and Andruw Jones went 8-for-17 (.471) with three doubles and five RBI.

**Game 1 - Wednesday, October 5**

Houston	1	0	2	1	0	0	1	5	0	-	10	11	1
Atlanta	1	0	0	2	0	0	0	1	1	-	5	9	0

W: Pettitte L: Hudson T: 3:11 Att: 40,590

**Game 2 - Thursday, October 6**

Houston	1	0	0	0	0	0	0	0	0	-	1	8	1
Atlanta	0	3	2	0	0	0	2	0	x	-	7	11	0

W: Smoltz L: Clemens T: 2:52 Att: 46,181

**Game 3 - Saturday, October 8**

Atlanta	0	2	0	0	0	0	0	1	0	-	3	8	0
Houston	2	0	1	0	0	0	4	0	x	-	7	12	1

W: Oswalt L: Sosa T: 2:50 Att: 43,759

**Game 4 - Sunday, October 9**

Atl.	0	0	4	0	1	0	0	1	0	0	0	0	0	0	0	0	0	0	0	6	13	0	
Hou.	0	0	0	0	1	0	0	4	1	0	0	0	0	0	0	0	0	0	0	1	7	10	1

W: Clemens L: Devine T: 5:50 Att: 43,413



## 2010 DIVISION SERIES

### SAN FRANCISCO 3, ATLANTA 1

After a five-year playoff drought, the Braves entered the 2010 postseason as the National League's Wild Card Champion. They faced off against the eventual World Series Champion San Francisco Giants in the opening round. The Braves offense managed only two hits as they fell 1-0 to Game 1 starter Tim Lincecum in his first career postseason start. The game's only run came after Giants catcher Buster Posey singled to left and stole second on a controversial "safe" call, only to score on a Cody Ross single. The Braves took Game 2 in 11 innings at AT&T Park after overcoming a three-run deficit. Outfielder Rick Ankiel hit a go-ahead solo home run into McCovey Cove and Kyle Farnsworth tossed a scoreless bottom of the 11th to preserve the 5-4 victory. The win came at considerable cost, however, as closer Billy Wagner suffered a season-ending oblique injury in the 10th inning. The Braves fell 3-2 in Game 3 at Turner Field after holding a 2-1 lead through eight innings. Giants starter Jonathan Sanchez pitched a no-hitter through six innings as the Braves committed three errors in the game. Pitching on three days' rest, Braves starter Derek Lowe took a no-hitter into the sixth inning of Game 4, but Braves relievers could not hold the 2-1 lead. The Giants plated two in the seventh that proved to be the game winners, ending the series. The 3-2 loss in Game 4 was manager Bobby Cox's final game.

Giants players and coaches joined the Turner Field fans to give him a loud ovation as he left the field. The series was only the second postseason series in which each of the first four games were decided by one run. The only other postseason series in Major League history to begin with four straight one-run games was the 1972 World Series, when the Oakland A's defeated the Cincinnati Reds in seven games with all but one game (Game 6) being decided by one run.

#### Game 1 - Thursday, October 7

Atlanta	0	0	0	0	0	0	0	0	0	0	2	2	
San Francisco	0	0	0	1	0	0	0	0	-	-	1	5	0

W: Lincecum L: Lowe T: 2:26 Att: 43,936

#### Game 2 - Friday, October 8

Atlanta	0	0	0	0	0	1	0	3	0	0	1	-	5	11	0
San Fran.	3	1	0	0	0	0	0	0	0	0	0	-	4	10	2

W: Farnsworth L: Ramirez T: 3:47 Att: 44,046

#### Game 3 - Sunday, October 10

San Francisco	0	1	0	0	0	0	0	0	2	-	3	8	0
Atlanta	0	0	0	1	0	0	0	2	0	-	2	4	3

W: Romo L: Kimbrel S: Wilson T: 3:23 Att: 53,284

#### Game 4 - Monday, October 11

San Francisco	0	0	0	0	0	1	2	0	0	-	3	5	1
Atlanta	0	0	1	0	0	1	0	0	0	-	2	7	2

W: Bumgarner L: Lowe S: Wilson T: 2:56 Att: 44,532



Hall of Famer Bobby Cox managed the final game of his career against the Giants in the 2010 Division Series.

## 2013 DIVISION SERIES

## LOS ANGELES 3, ATLANTA 1

After posting a 96-66 record and claiming its first National League East Division title since 2005, Atlanta matched up against the NL West Division Champion Los Angeles Dodgers. The Dodgers powered their way to a 3-1 series win as they outscored the Braves 26-14. After leading the National League with 181 home runs and ranking tied for fourth with just 127 homers allowed during the regular season, the Braves were outthomered 7-1 in the four-game set. Kris Medlen took to the mound for the Braves in Game 1 at Turner Field, his second consecutive postseason start, while Los Angeles countered with eventual Cy Young Award winner Clayton Kershaw, who held Atlanta to one run on three hits in 7.0 innings with 12 strikeouts. The Dodgers jumped out to an early 5-0 lead highlighted by Adrian Gonzalez's two-run home run in the third inning. Chris Johnson, who finished the regular season with the NL's second best batting average at .321, drove in the Braves' lone run of the game with a two-out RBI-single in the fourth inning, as Atlanta dropped Game 1 by a score of 6-1. The Braves evened the series at one game apiece with a 4-3 victory in Game 2, as Mike Minor allowed just one run in 6.1 innings en route to earning his first career postseason win. After an intentional walk to pinch-hitter Reed Johnson loaded the bases in the seventh inning, Jason Heyward followed with a two-RBI single to give Atlanta a 4-1 lead. Hanley Ramirez pulled the Dodgers within one run with a two-run homer in the eighth inning off David Carpenter before Craig Kimbrel shut the door with a four-out save, his first career save in postseason play. The series moved to Los Angeles as Game 3 featured a matchup of rookie hurlers with Julio Teheran facing off against Hyun-Jin Ryu. The Braves plated two runs in the first inning with RBI-singles from Evan Gattis and Chris Johnson to take an early 2-0 lead. The Dodgers answered with a pair of four-run frames in the second and fourth innings, as Los Angeles cruised to a 13-6 win. Jason Heyward added a two-run homer in the ninth inning, the first of his postseason career. Atlanta called on veteran Freddy Garcia to make his 11th career postseason start in Game 4, as the Dodgers sent Kershaw to the hill on three days' rest for the first time in his career. Carl Crawford gave Los Angeles an early 2-0 lead with a pair of solo home runs, including a leadoff homer to open the game. Chris Johnson evened the score at 2-2 in the fourth inning with a two-run single for his fourth and fifth RBIs of the series. After an Elliot Johnson triple with one out in the seventh inning, pinch-hitter Jose Constanza gave the Braves a 3-2 lead with an RBI-single to center field. Yasiel Puig led off the eighth inning with a double to right field bringing the go-ahead run to the plate, and after fouling off pitches on back-to-back bunt attempts, Juan Uribe launched a 2-2 pitch from David Carpenter deep to left field to give Los Angeles a 4-3 lead they would not relinquish.

Kenley Jansen struck out the side in the top of the ninth inning to preserve the win, as the Dodgers advanced to the National League Championship Series. Atlanta batted just .214 (28-for-131) in the series and pitched at a 5.82 ERA (22 ER/34.0 IP), while Los Angeles hit .333 (46-for-138) with a 3.09 ERA (12 ER/35.0 IP). Chris Johnson led the Braves with a .438 (7-for-16) average and five RBI.

**Game 1 - Thursday, October 3**

Los Angeles	0	2	2	1	0	1	0	0	0	-	6	11	2
Atlanta	0	0	0	1	0	0	0	0	0	-	1	5	0

W: Kershaw L: Medlen T: 3:24 Att: 43,021

**Game 2 - Friday, October 4**

Los Angeles	1	0	0	0	0	0	2	0	-	3	10	0
Atlanta	0	1	0	1	0	0	2	0	-	4	6	0

W: Minor L: Greinke S: Kimbrel T: 3:29 Att: 48,966

**Game 3 - Sunday, October 6**

Atlanta	2	0	2	0	0	0	0	2	-	6	10	2
Los Angeles	0	4	2	4	0	0	0	3	-	13	14	0

W: Capuano L: Teheran T: 4:01 Att: 54,646

**Game 4 - Monday, October 7**

Atlanta	0	0	0	2	0	0	1	0	0	-	3	7	0
Los Angeles	1	0	1	0	0	0	0	2	-	-	4	11	2

W: Wilson L: Carpenter S: Jansen T: 3:19 Att: 54,438



**The Braves celebrate after their 4-3, Game 2 victory over Los Angeles in the 2013 NLDS.**

# BRAVES IN THE WILD CARD GAME

## 2012 WILD CARD GAME

### ST. LOUIS 6, ATLANTA 3

In the first year of the one-game Wild Card playoff format, the Braves earned home field advantage with a 94-68 record. The Braves would play host to the St. Louis Cardinals (88-74) at Turner Field to determine which team would move on to the National League Division Series. Kris Medlen started for the Braves, who had won a Major League record 23 straight games in which Medlen had started. He was opposed by Kyle Lohse of the Cardinals. The Braves jumped out to an early lead on a two-run home run by David Ross in the bottom of the second inning. Medlen cruised through the first three innings, but ran into trouble in the top of the fourth. After allowing a lead-off single to Carlos Beltran, Matt Holliday grounded to third base in what looked to be a sure double play ball. The throw by Chipper Jones sailed over the head of second baseman Dan Uggla, and Beltran advanced to third. With runners on the corners, Allen Craig doubled home the first Cardinals run, followed by an RBI-groundout from Yadier Molina, and a sacrifice fly by David Freese to put the Cardinals ahead, 3-2.

Matt Holliday hit a solo home run in the top of the sixth and the Cardinals benefitted from two more Braves' errors in the top of the seventh to plate two runs and extend their lead to 6-2. Medlen worked into the seventh and allowed five runs (only two earned) on just three hits. The Braves were able to scratch a run across in the bottom of the seventh and had a chance to add more, but a controversial infield fly call in left field in the bottom of eighth shortened the inning and Atlanta ended up stranding the bases loaded. Dan Uggla came up as the potential tying run in the bottom of the ninth but grounded out to end the game, as the Braves fell, 6-3, in what would be the final game in the legendary career of Chipper Jones. Atlanta out-hit St. Louis, 12 hits to six and four of the Cardinals six runs were unearned.

### Friday, October 5

St. Louis	0	0	0	3	0	1	2	0	0	-	6	6	0
Atlanta	0	2	0	0	0	0	1	0	0	-	3	12	3
W: Lohse L: Medlen S: Motte T: 3:09 Att: 52,631													



Catcher David Ross put the Braves on the board with a two-run homer in the second inning vs. St Louis in the 2012 N.L. Wild Card game.





## NATIONAL BASEBALL HALL OF FAME AND MUSEUM

25 Main Street, Cooperstown, New York 13326  
**Phone:** (607) 547-7200 **Fax:** (607) 547-2044  
**Public Relations: (607) 547-0215**  
**E-mail address:** [info@baseballhall.org](mailto:info@baseballhall.org)  
**Website:** [baseballhall.org](http://baseballhall.org)

**Summer Hours:** Memorial Day Weekend - Labor Day Weekend: 9 a.m. to 9 p.m.

**Regular Hours:** 9 a.m. to 5 p.m.

**Holiday Closings:** Thanksgiving Day, Christmas Day, and New Year's Day.

**DIRECTORY:** Jane Forbes Clark (Chairman), Joe Morgan (Vice Chairman), Jeff Idelson (President), Jeff Jones (Senior Vice President of Finance and Administration), Sean Gahagan (Vice President, Retail Merchandising & Licensing), Erik Strohl (Vice President, Exhibitions and Collections), Ken Meifert (Vice President, Sponsorship & Development)  
**RESEARCH AND LIBRARY CONTACTS:** Jim Gates (Librarian)  
**PR CONTACTS:** Jon Shestakofsky (Vice President, Communications & Education) and Craig Muder (Comm. Director)

### HALL OF FAME WEEKEND 2017: July 28-31

**Class of 2017:** Jeff Bagwell, Tim Lincecum, Ivan Rodriguez, John Schuerholz, Bud Selig

**Awards:** Sat. July 29, 4:30 p.m. ET, Doubleday Field

**Induction:** Sun. July 30, 1:30 p.m. ET, Clark Sports Center

### HALL OF FAME CLASSIC 2017: May 26-28

Legends Game and Special Events

**Game:** Sat. May 27, Doubleday Field

For more information, visit [baseballhall.org](http://baseballhall.org)

### BRAVES IN THE HALL OF FAME

A total of 53 players, managers and executives with ties to the Boston/Milwaukee/Atlanta Braves organization have earned election to the National Baseball Hall of Fame, including 2017 electee John Schuerholz, 2015 electee John Smoltz and 2014 electees Bobby Cox, Tom Glavine, Greg Maddux and Joe Torre. Thirteen players spent a majority of their careers in a Braves uniform, including Hank Aaron (1954-1974), John Clarkson (1888-1892), Hugh Duffy (1892-1900), Tom Glavine (1987-2002, 2008), Rabbit Maranville (1912-1920, 1929-1933, 1935), Greg Maddux (1993-2003), Eddie Mathews (1952-1966), Tommy McCarthy (1885, 1892-1895), Kid Nichols (1890-1901), Phil Niekro (1964-1983, 1987), John Smoltz (1988-2008), Warren Spahn (1942, 1946-1964) and Vic Willis (1898-1905). Manager Frank Selee and executives John Schuerholz and George Wright also spent the majority of their careers with the team. For a complete list of Boston/Milwaukee/Atlanta Braves in the Hall of Fame, visit the "Hall of Famers" team pages at [www.baseballhall.org](http://www.baseballhall.org).

### NOTABLE BRAVES ARTIFACTS IN COOPERSTOWN

- Batting helmet and batting gloves used by Freddie Freeman when he hit for the cycle on June 15, 2016.
- Bat used by A.J. Pierzynski to record his 2,000<sup>th</sup> hit on April 27, 2016.
- Cap and bat used by Chipper Jones in 2012 All-Star Game.
- NL Rookie of the Year Craig Kimbrel's 41<sup>st</sup> save spikes from Aug. 31, 2011, setting a rookie record.
- Brian McCann's bat from his three-run, bases-clearing double during the 2010 All-Star Game on July 13<sup>th</sup> that resulted in his MVP selection and the National League's first win since 1996.
- Jersey worn by John Smoltz to record his 3,000<sup>th</sup> strikeout on April 22, 2008.
- Cap worn by Bobby Cox on Sept. 29, 2004, when he earned his 2,000<sup>th</sup> managerial win and a ticket from the game at Turner Field against the New York Mets.
- Hall of Famer Hank Aaron's locker from Atlanta's Fulton County Stadium.
- Bats used by Hank Aaron to hit his 500<sup>th</sup>, 600<sup>th</sup>, and 714<sup>th</sup> career home runs.



**Batting helmet used by Freddie Freeman to hit for the cycle in 2016.**

### A LOOK AHEAD TO 2018

Ballots for the 2018 Hall of Fame/BBWAA election will be distributed following the 2017 season with results from the voting scheduled to be announced in January 2018. A partial list of first-year candidates for election includes: Andruw Jones, Chipper Jones, Jim Thome and Omar Vizquel. Historical information on past BBWAA elections and the election process can be accessed at [www.baseballhall.org](http://www.baseballhall.org) or by contacting the Hall of Fame Communications department.

### CONNECT TO COOPERSTOWN

- For up-to-the-minute news from Cooperstown, visit at [www.baseballhall.org](http://www.baseballhall.org). Stay up-to-date on all the activity at the Hall of Fame's official site and through social networking on Facebook, Instagram, Twitter and YouTube.
- If you would like to receive interesting stories and timely news items direct from the Hall of Fame and get the inside track on the latest happenings in Cooperstown, sign up for *Inside Pitch*. There's no cost to receive our weekly electronic newsletter in your e-mail box at home or work and it's easy to enroll: Just log on to [www.baseballhall.org/support](http://www.baseballhall.org/support).
- If you have an interest in receiving *Around The Horn*, the Hall's monthly media newsletter, please send an e-mail to [info@baseballhall.org](mailto:info@baseballhall.org). Be sure to include your name, name of organization and e-mail address. Or visit [www.baseballhall.org/media-info](http://www.baseballhall.org/media-info).

### RESEARCH ASSISTANCE

The Hall of Fame is pleased to provide assistance in baseball research and members of the media are encouraged to utilize this valuable baseball resource whenever necessary by calling the Public Relations department at (607) 547-0215, or the Library Reference desk at (607) 547-0330.

# BRAVES AND THE HALL OF FAME

## BRAVES PLAYERS ENSHRINED IN COOPERSTOWN

There are 48 players in the National Baseball Hall of Fame who wore a Braves uniform at some point in their career. Following is a list of those players and the years they played for the Braves.

Player	Years With Braves	Player	Years With Braves
*Henry Aaron	1954-74	*Charles "Kid" Nichols	1890-1901
Earl Averill	1941	*Phil Niekro	1964-83, 1987
Dave Bancroft	1924-27	Jim O'Rourke	1876-78, 80
Dennis "Dan" Brouthers	1889	Gaylord Perry	1981
Orlando Cepeda	1969-72	Charles Radbourn	1886-89
*John Clarkson	1888-92	George Herman "Babe" Ruth	1935
Jimmy Collins	1895-1900	Albert "Red" Schoendienst	1957-60
*Hugh Duffy	1892-1900	Al Simmons	1939
Johnny Evers	1914-17, 1929	George Sisler	1928-30
*Tom Glavine	1987-2002, 2008	Enos Slaughter	1959
Burleigh Grimes	1930	*John Smoltz	1988-2008
William "Billy" Hamilton	1896-1901	*Warren Spahn	1942, 1946-64
Billy Herman	1946	Casey Stengel	1924-25
Rogers Hornsby	1928	Bruce Sutter	1985-88
Joe Kelley	1891, 1908	Ed Walsh	1917
Mike "King" Kelly	1887-89, 1891-92	Lloyd Waner	1941
Ernie Lombardi	1942	Paul Waner	1941-42
Al Lopez	1936-40	James "Deacon" White	1877
*Greg Maddux	1993-2003	Hoyt Wilhelm	1969-71
*Rabbit Maranville	1912-20, 1929-1933, 1935	*Vic Willis	1898-1905
Richard Marquard	1922-25	George Wright	1876-78, 1880-81
*Eddie Mathews	1952-66	Henry "Harry" Wright	1876-77
*Tommy McCarthy	1885, 1892-95	Denton "Cy" Young	1911
Bill McKechnie	1913		
Joe "Ducky" Medwick	1945		
		*Played more games with Braves than any other team	

## BRAVES HALL OF FAME INDUCTEES

Name	Uniform Number	Year Inducted	Statistics
Hank Aaron	44	1999	Lifetime average of .305, 755 HR, 2,297 RBI; 1957 N.L. MVP
Eddie Mathews	41	1999	Lifetime average of .271, 512 HR, 1,453 RBI
Phil Niekro	35	1999	Won 318, Lost 274 (268-230 with Braves)
Warren Spahn	21	1999	Won 363, Lost 245 (356-229 with Braves); 1957 Cy Young
Dale Murphy	3	2000	Lifetime average of .265, 398 HR, 1,266 RBI
Ted Turner	---	2000	Owner from 1976 to 2000
Lew Burdette	33	2001	Won 203, Lost 144 (179-120 with Braves)
Ernie Johnson	---	2001	Broadcaster from 1962 to 1999
Bill Bartholomay	---	2002	Chairman of the Board from 1962 to 2003
Johnny Sain	33	2002	Won 139, Lost 116 (104-91 with Braves)
Del Crandall	1	2003	Lifetime average of .254, 179 HR, 657 RBI
Tommy Holmes	1	2004	Lifetime average of .302, 88 HR, 581 RBI
Kid Nichols	---	2004	Won 360, Lost 205 (328-180 with Braves)
Skip Caray	---	2004	Broadcaster from 1976 to 2008
Pete Van Wieren	---	2004	Broadcaster from 1976 to 2008
Herman Long	---	2005	Boston Beaneaters shortstop from 1890 to 1902
Paul Snyder	---	2005	Player, coach and scout from 1957 to 2008
Ralph Garr	48	2006	Player, coach and scout from 1968 to '75; 1985 to present
Bill Lucas	---	2006	Front-office executive; VP/Director of Player Personnel from 1976 to '79
David Justice	23	2007	Lifetime average of .279, 305 HR, 1,017 RBI; 1990 N.L. ROY
Greg Maddux	31	2009	Won 355 games, Lost 227 (194-88 w/Braves); 4-time Cy Young winner
Tom Glavine	47	2010	Won 305 games, Lost 203 (244-147 w/Braves); 2-time Cy Young winner
Bobby Cox	6	2011	Won 2,504 games (2,149 w/Braves) as manager; 4-time Manager of Year
John Smoltz	29	2012	Won 213 games, Lost 155, Saved 154 (210-147-154 w/ATL); 1996 Cy Young
Chipper Jones	10	2013	Lifetime average of .303, 468 HR, 1,623 RBI; 1999 N.L. MVP
Javy Lopez	8	2014	Lifetime average of .287, 260 HR, 864 RBI; 3-time All-Star
Rabbit Maranville	1	2014	Heart of 1914 Miracle Braves; Finished in top 10 in MVP voting 5 times
Dave Pursley	---	2014	Athletic Trainer from 1961 to 2002
Don Sutton	---	2015	Broadcaster from 1998-2006, 2009-present
Andrew Jones	25	2016	Lifetime average of .254, 434 HR, 1,289 RBI; 10 Gold Glove awards
John Schuerholz	---	2016	General Manager from 1990-2007

Note: There were no inductees in 2008.



# BRAVES RETIRED NUMBERS

The Braves have retired 11 numbers, including Jackie Robinson's No. 42, which MLB retired across the sport on April 15, 1997.

21

**WARREN SPAHN**

NUMBER RETIRED - 1965  
HALL OF FAME - 1973

41

**EDDIE MATHEWS**

NUMBER RETIRED - 1969  
HALL OF FAME - 1978

44

**HANK AARON**

NUMBER RETIRED - 1975  
HALL OF FAME - 1982

35

**PHIL NIEKRO**

NUMBER RETIRED - 1984  
HALL OF FAME - 1997

3

**DALE MURPHY**

NUMBER RETIRED - 1994

31

**GREG MADDUX**

NUMBER RETIRED - 2009  
HALL OF FAME - 2014

41

**TOM GLAVINE**

NUMBER RETIRED - 2010  
HALL OF FAME - 2014

6

**BOBBY COX**

NUMBER RETIRED - 2011  
HALL OF FAME - 2014

29

**JOHN SMOLTZ**

NUMBER RETIRED - 2012  
HALL OF FAME - 2015

10


**CHIPPER JONES**

NUMBER RETIRED - 2013

42

**JACKIE ROBINSON**

NUMBER RETIRED BY  
MAJOR LEAGUE BASEBALL  
ON APRIL 15, 1997



# HANK AARON

44

## OUTFIELDER

Full Name **Henry Louis Aaron**

Bats **Right**

Throws **Right**

Height **6-0**

Weight **180**

DOB **2/5/1934**

Born **Mobile, AL**

Years With Braves **1954-74**

Number Retired **1975**

One of the greatest hitters of all time, Hank Aaron was elected to Baseball's Hall of Fame in January 1982. He missed by nine votes being the first unanimous choice ever in the voting by the Baseball Writers' Association of America. Aaron received 406 of a possible 415 votes for 97.8 percent. Aaron and Frank Robinson were inducted into the Hall of Fame at Cooperstown, N.Y., on August 1, 1982. In his 23-year Major League career, Aaron re-wrote baseball's record book. He holds more Major League batting records than any other player in the game's history. Among his records are Most Runs Batted In, Lifetime (2,297); Most Extra-Base Hits, Lifetime (1,477); and Most Total Bases, Lifetime (6,856). Aaron also ranks second on the all-time list in at-bats (12,364), and home runs (755), third in games (3,298) and hits (3,771), fourth in runs (2,174, tied with Babe Ruth), 10th in doubles (624), 12th in singles (2,294) and is tied for 18th in years of service (23). His most famous home run came in Atlanta on April 8, 1974, when he hit his 715th, breaking Babe Ruth's seemingly untouchable record. He did it before a sellout crowd of 53,775 at Atlanta Stadium. The pitch came in the bottom of the fourth inning, the Los Angeles Dodgers leading 3-1, with a 1-0 count and Darrell Evans waiting on first. Al Downing threw a fastball at 9:07 p.m. that Hank sent over the left field fence. Reliever Tom House caught the ball in the Braves' bullpen and brought it to Aaron in the home plate celebration. On May 17, 1970, Hank singled at Cincinnati to become the first player to compile both 3,000 career hits and more than 500 homers. He joined the 30-30 club (30 HRs and 30 SBs in the same season) in 1963. Aaron played in the Major League All-Star Game 24 times, including the years 1959-61 when two games were played. He was honored as the National League's Most Valuable Player in 1957 and named Player of the Year by Sporting News in 1956 and 1963. He played 21 seasons with the Braves before being traded to Milwaukee for outfielder Dave May and minor leaguer Roger Alexander at the end of 1974. Aaron retired as a player two years later. Aaron was first scouted by Dewey Griggs of the Milwaukee Braves during an Indianapolis Clowns tryout. The Braves eventually were able to strike a deal and beat out the Giants for Aaron's services. In 1952 he was assigned to the Eau Claire, Wisconsin, team of the Northern League. He was the unanimous choice for the Northern League's Rookie of the Year while only playing in 87 games (.336, 9 HR, 61 RBI, 116 hits and 89 runs). In 1953 he was promoted to the Jacksonville

Tars, where he became the first African-American player in the South Atlantic League. Aaron won the batting title (.362) and led the league in RBI (125), runs (115), hits (208) and finished second in home runs (22) and earned the league's MVP award. He began his Major League career in 1954 when a spring training injury forced Bobby Thomson out of the Braves' lineup. In his debut he struck out twice, grounded out, hit into a double play and fouled out. Aaron hit his first home run off Vic Raschi on April 23, 1954. He became the second youngest player to win a batting title (.328) in 1956 and the second youngest to collect his 1,000th hit, off Sandy Koufax in 1959. On June 12, 1967, Aaron recorded his 2,500th hit and achieved his 3,000th hit on May 17, 1970. His 2,000th RBI came on July 3, 1972. During his career, Aaron had a 20-year string of 20 or more home runs. After turning 35, he hit 245 home runs and from the ages 35 to 39 he hit at least 34 home runs a year. Over his 23-year Major League career, he averaged just 63 strikeouts a year, with his highest strikeout total being 97 in 1967. He hit .300 or better in 14 seasons, won the NL home run crown three times and tied for a fourth, led the league in RBI four times and won three Gold Gloves. Aaron hit his 755 home runs off 310 different pitchers, including 12 Hall of Famers. He hit the most off of Hall of Famer Don Drysdale (17), the most in the month of July (152), the most against the Cincinnati Reds (97) and the most in the first inning (124). Aaron hit 400 solo home runs and hit seven of his 755 as a second baseman and had three pinch-hit home runs. He had only one three-homer game, at San Francisco on June 21, 1959. Following his playing career, Aaron joined the Braves' front office on October 7, 1976, for a 13-year tenure as a Braves Vice President and Director of Player Development. In that position, he oversaw the development of many players instrumental in the Braves' 1982 National League West Division championship, including Dale Murphy, who won back-to-back NL MVP awards in 1982-83. Since December of 1989, he has served as Braves' Senior Vice President. In February of 2000, Aaron replaced the late Pee Wee Reese on the Hall of Fame Veterans Committee.

**Note: Aaron's executive bio appears in the Front Office section of the media guide.**

# COMPLETE RECORD

Year	Club	AVG	G	AB	R	H	2B	3B	HR	RBI	BB	SO	SB
1952	Eau Claire	.336	87	345	79	116	19	4	9	61	33	19	25
1953	Jacksonville	.362	137	574	115	208	36	14	22	125	35	22	13
1954	Milwaukee	.280	122	468	58	131	27	6	13	69	28	39	2
1955	Milwaukee	.314	153	602	105	189	37	9	27	106	49	61	3
1956	Milwaukee	.328	153	609	106	200	34	14	26	92	37	54	2
1957	Milwaukee	.322	151	615	118	198	27	6	44	132	57	58	1
1958	Milwaukee	.326	153	601	109	196	34	4	30	95	59	49	4
1959	Milwaukee	.355	154	629	116	223	46	7	39	123	51	54	8
1960	Milwaukee	.292	153	590	102	172	20	11	40	126	60	63	16
1961	Milwaukee	.327	155	603	115	197	39	10	34	120	56	64	21
1962	Milwaukee	.323	156	592	127	191	28	6	45	128	66	73	15
1963	Milwaukee	.319	161	631	121	201	29	4	44	130	78	94	31
1964	Milwaukee	.328	145	570	103	187	30	2	24	95	62	46	22
1965	Milwaukee	.318	150	570	109	181	40	1	32	89	60	81	24
1966	Atlanta	.279	158	603	117	168	23	1	44	127	76	96	21
1967	Atlanta	.307	155	600	113	184	37	3	39	109	63	97	17
1968	Atlanta	.287	160	606	84	174	33	4	29	86	64	62	28
1969	Atlanta	.300	147	547	100	164	30	3	44	97	87	47	9
1970	Atlanta	.298	150	516	103	154	26	1	38	118	74	63	9
1971	Atlanta	.327	139	495	95	162	22	3	47	118	71	58	1
1972	Atlanta	.265	129	449	75	119	10	0	34	77	92	55	4
1973	Atlanta	.301	120	392	84	118	12	1	40	96	68	51	1
1974	Atlanta	.268	112	340	47	91	16	0	20	69	39	29	1
1975	Milwaukee	.234	137	465	45	109	16	2	12	60	70	51	0
1976	Milwaukee	.229	85	271	22	62	8	0	10	35	35	38	0
A.L. Totals		.232	222	736	67	171	24	2	22	95	105	89	0
N.L. Totals		.310	3076	11628	2107	3600	600	96	733	2202	1297	1289	240
Major Totals		.305	3298	12364	2174	3771	624	98	755	2297	1402	1383	240

# LEAGUE CHAMPIONSHIP SERIES RECORD

Year	Club, Opp	AVG	G	AB	R	H	2B	3B	HR	RBI	SB
1969	Atl. vs. N.Y.	.357	3	14	3	5	2	0	3	7	0

# WORLD SERIES RECORD

Year	Club, Opp	AVG	G	AB	R	H	2B	3B	HR	RBI	SB
1957	Mil. vs. N.Y.	.393	7	28	5	11	0	1	3	7	0
1958	Mil. vs. N.Y.	.333	7	27	3	9	2	0	0	2	0
W.S. Totals		.364	14	55	8	20	2	1	3	9	0



Hall of Famer Hank Aaron hit 733 career home runs for the Braves.



# BOBBY COX

6

## MANAGER

Full Name **Robert Joe Cox**

Bats **Right**

Throws **Right**

Height **6-0**

Weight **185**

DOB **5/21/1941**

Resides **Tulsa, OK**

Years With Braves **1978-1981, 1990-2010**

Number Retired **2011**

Known as the consummate “players” manager, Bobby Cox treated everyone with respect and dignity. He spent 29 seasons as a Major League skipper, including 25 seasons in two stints at the helm of the Braves. His 2,504 wins rank fourth all-time and include a franchise-best 2,149 victories with the Braves and 355 with the Toronto Blue Jays. Cox posted an overall career record of 2,504-2001-3 (.556). The 2010 campaign marked his final season on the bench, as Atlanta went 91-71 and claimed the National League’s Wild Card. The 2010 campaign was Cox’s 15th with 90 or more wins, tying him for second all-time in 90-win seasons with Hall of Fame skipper Joe McCarthy (15) and putting him one behind the legendary John McGraw (16). Cox and McCarthy are the only managers in Major League history to compile six 100-win seasons. On June 8, 2009, Cox posted his 2,000th Braves victory, making him just the fourth skipper in big-league history to claim 2,000 wins with one team, joining Connie Mack (Athletics), John McGraw (Giants) and Walter Alston (Dodgers). On September 29, 2004, in the season’s final home game, Cox earned his 2,000th career victory with a 6-4 decision over the New York Mets. He became just the ninth skipper in big-league history to reach the milestone. Cox won 15 division crowns in his career, including 14 straight in Atlanta that led to five pennants (1991, 1992, 1995, 1996 and 1999) and one World Championship (1995). He had a string of 15 consecutive winning seasons from 1991 to 2005, tying him with Al Lopez and Earl Weaver for third place all-time in consecutive winning campaigns. Cox was voted the Manager of the Year by the Baseball Writers Association of America four times (1985 with Toronto and 1991, 2004 and 2005

with Atlanta). The Sporting News, in a poll of his peers, honored Cox as the league’s top skipper seven times with the Braves and eight times overall. No other manager has won the Sporting News award more than three times since the magazine started the balloting in 1936. In 1991 the Associated Press named him MLB Manager of the Year, as he became the first manager to earn that honor in both leagues, having also won it while with the Blue Jays in 1985. Cox brought the city of Atlanta its first major professional sports championship in 1995 when the Braves beat Cleveland, four games to two, in the World Series. Cox managed the Braves from 1978 to ‘81, compiling a 266-323 record and laying the groundwork for the club’s NL West title in 1982. He began a four-year tenure as Toronto’s manager in 1982, lifting a habitual last-place team to within one game of attaining a World Series berth in 1985. Cox returned to the Braves as general manager in October 1985 and oversaw a farm system which set the foundation for great success. He added the field managing responsibilities on June 22, 1990, then devoted all his time to those duties when the Braves named John Schuerholz as General Manager in October of that year. When Braves owner Ted Turner fired Cox in 1981, Turner was asked at the press conference who was likely to be the next manager. “It would be Bobby Cox if I hadn’t just fired him,” Turner said. “We need someone like him around here.” The Braves retired Cox’s uniform number 6 and inducted him into the Braves Hall of Fame in August 2011. He was inducted into the National Baseball Hall of Fame in July 2014, along with two of his former pitchers, Greg Maddux and Tom Glavine.

## MANAGERIAL RECORD

Year	Club / League	W-L	Overall		Pos.	Vs. Division		Extra Innings	
			Pct.			W-L	Pct.	W-L	Pct
1971	Ft. Lauderdale / FSJL	71-70	.504		4th				
1972	West Haven / Eastern	84-56	.600		1st				
1973	Syracuse / International	76-70	.521		3rd				
1974	Syracuse / International	74-70	.514		2nd				
1975	Syracuse / International	72-64	.529		3rd				
1976	Syracuse / International	82-57	.590		2nd				
1978	Atlanta / National	69-93	.426		6th	38-52	.422	6-8	.429

**MANAGERIAL RECORD, CONTINUED**

Year	Club / League	Overall			Vs. Division		Extra Innings	
		W-L	Pct.	Pos.	W-L	Pct.	W-L	Pct.
1979	Atlanta / National	66-94	.413	6th	42-48	.467	3-9	.250
1980	Atlanta / National	81-80	.503	4th	43-46	.483	8-6	.571
1981	Atlanta / National	50-56-1	.472	5th	31-33	.484	10-4	.714
1982	Toronto / American	78-84	.481	T6th	33-45	.423	10-5	.667
1983	Toronto / American	89-73	.549	4th	39-39	.500	11-6	.647
1984	Toronto / American	89-73-1	.549	2nd	37-41	.474	6-12	.333
1985	Toronto / American	99-62	.615	1st	44-33	.571	12-5	.706
1990	Atlanta / National	40-57	.412	6th	22-35	.386	4-8	.333
1991	Atlanta / National	94-68	.580	1st	51-39	.567	8-6	.571
1992	Atlanta / National	98-64	.605	1st	58-32	.644	10-7	.588
1993	Atlanta / National	104-58	.642	1st	55-23	.705	7-6	.538
1994	Atlanta / National	68-46	.586	2nd	23-16	.590	7-2	.778
1995	Atlanta / National	90-54	.625	1st	31-21	.596	3-9	.250
1996	Atlanta / National	96-66	.593	1st	32-20	.615	6-8	.429
1997	Atlanta / National	101-61	.623	1st	29-19	.604	10-10	.500
1998	Atlanta / National	106-56	.654	1st	30-18	.625	2-4	.333
1999	Atlanta / National	103-59	.636	1st	35-16	.686	17-5	.773
2000	Atlanta / National	95-67	.586	1st	27-24	.529	3-5	.375
2001	Atlanta / National	88-74	.543	1st	42-34	.553	8-8	.500
2002	Atlanta / National	101-59-1	.631	1st	47-28	.627	7-8	.467
2003	Atlanta / National	101-61	.623	1st	41-35	.539	7-10	.412
2004	Atlanta / National	96-66	.593	1st	51-25	.671	7-8	.467
2005	Atlanta / National	90-72	.556	1st	42-33	.560	6-7	.462
2006	Atlanta / National	79-83	.488	3rd	35-38	.479	8-3	.727
2007	Atlanta / National	84-78	.519	3rd	39-33	.542	6-9	.400
2008	Atlanta / National	72-90	.444	4th	31-41	.431	3-10	.231
2009	Atlanta / National	86-76	.531	3rd	41-31	.569	9-7	.563
2010	Atlanta / National	91-71	.562	2nd	38-34	.528	8-7	.533
<b>Minor Totals</b>		<b>459-387</b>	<b>.543</b>		---	---	---	---
<b>Atlanta Totals</b>		<b>2149-1709-2</b>	<b>.557</b>		<b>954-774</b>	<b>.552</b>	<b>173-174</b>	<b>.499</b>
<b>Major Totals</b>		<b>2504-2001-3</b>	<b>.556</b>		<b>1107-931</b>	<b>.543</b>	<b>212-202</b>	<b>.512</b>

**RECORD IN POSTSEASON & ALL-STAR GAMES**

Year	Club	League	Opponent	D.S.		L.C.S.		W.S.		A.S.G.	
				W	L	W	L	W	L	W	L
1985	Toronto	American	Kansas City	-	-	3	4	-	-	-	-
1991	Atlanta	National	Pittsburgh	-	-	4	3	-	-	-	-
1992	Atlanta	National	Minnesota	-	-	-	-	3	4	-	-
			Pittsburgh	-	-	4	3	-	-	-	-
			Toronto	-	-	-	-	2	4	-	-
1993	Atlanta	National	American	-	-	-	-	-	-	0	1
			Philadelphia	-	-	2	4	-	-	-	-
			American	-	-	-	-	-	-	0	1
1995	Atlanta	National	Colorado	3	1	-	-	-	-	-	-
			Cincinnati	-	-	4	0	-	-	-	-
			Cleveland	-	-	-	-	4	2	-	-
1996	Atlanta	National	Los Angeles	3	0	-	-	-	-	-	-
			St. Louis	-	-	4	3	-	-	-	-
			New York (A)	-	-	-	-	2	4	-	-
1997	Atlanta	National	American	-	-	-	-	-	-	1	0
			Houston	3	0	-	-	-	-	-	-
			Florida	-	-	2	4	-	-	-	-
1998	Atlanta	National	American	-	-	-	-	-	-	0	1
			Chicago	3	0	-	-	-	-	-	-
			San Diego	-	-	2	4	-	-	-	-
1999	Atlanta	National	Houston	3	1	-	-	-	-	-	-
			New York (N)	-	-	4	2	-	-	-	-
			New York (A)	-	-	-	-	0	4	-	-
2000	Atlanta	National	St. Louis	0	3	-	-	-	-	-	-
			American	-	-	-	-	-	-	0	1
			Houston	3	0	-	-	-	-	-	-
2001	Atlanta	National	Arizona	-	-	1	4	-	-	-	-
			San Francisco	2	3	-	-	-	-	-	-
2002	Atlanta	National	Chicago	2	3	-	-	-	-	-	-
2003	Atlanta	National	Houston	2	3	-	-	-	-	-	-
2004	Atlanta	National	Houston	2	3	-	-	-	-	-	-
2005	Atlanta	National	Houston	1	3	-	-	-	-	-	-
2010	Atlanta	National	San Francisco	1	3	-	-	-	-	-	-
<b>Totals</b>				<b>26</b>	<b>20</b>	<b>30</b>	<b>31</b>	<b>11</b>	<b>18</b>	<b>1</b>	<b>4</b>





# TOM GLAVINE

# 47

## PITCHER

Full Name **Thomas Michael Glavine**

Bats **Left**

Throws **Left**

Height **6-0**

Weight **205**

DOB **3/25/1966**

Born **Concord, MA**

Years With Braves **1987-2002, 2008**

Number Retired **2010**

Tom Glavine won 305 regular-season games in his 22-year Major League career. But it was his eight innings of one-hit, shutout baseball in Game 6 of the 1995 World Series that accounted for his most significant victory. The Braves won 1-0 to capture the first championship in Atlanta history, and Glavine earned the series Most Valuable Player. The left-hander arrived in Atlanta in 1987 and he won 20 or more games each year from 1991 to 1993. He won two Cy Young awards, first in 1991 and then in 1998. From 1993 to 1999, the Braves featured arguably the game's top starting rotation – led by Glavine, Greg Maddux and John Smoltz. Over that seven-year stretch, Atlanta won six NL West Division titles and the League Championship Series in 1995, 1996 and 1999 in addition to the 1995 World Series. Glavine also pitched in two other Fall Classics – in 1991 and 1992. Following the 2002 season, Glavine signed as a free agent with the New York Mets. He

won his 300th game on August 5, 2007, an 8-3 verdict over the Chicago Cubs, becoming the 23rd pitcher and just the sixth left-hander to reach that plateau. Glavine returned to Atlanta in 2008 before retiring after the 2009 season. On the Braves' career lists, Glavine ranks fourth in wins (244) and strikeouts (2,091). He had five 20-win seasons, leading the NL or tying for the lead each time. Glavine's lifetime ledger was 305-203 with a 3.54 ERA, and his 682 games started ranked 12th on baseball's all-time list when he retired. Possessing excellent control, the 10-time All-Star was a master at mixing up the speed of his pitches and locating them on – or just off – the corners of the strike zone. He also four Silver Slugger Awards. Glavine was inducted into the National Baseball Hall of Fame in July 2014, after earning 91.9 percent of the vote in his first year on the ballot.

## COMPLETE RECORD

Year	Club	W-L	ERA	G	GS	CG	SHO	SV	IP	H	R	ER	HR	HB	BB	SO	WP	BK
1984	Bradenton	2-3	3.34	8	7	0	0	0	32.1	29	17	12	0	1	13	34	12	0
1985	Sumter	9-6	2.35	26	26	2	1	0	168.2	114	58	44	6	9	73	174	19	0
1986	Greenville	11-6	3.41	22	22	2	1	0	145.1	129	62	55	14	2	70	114	8	0
	Richmond	1-5	5.63	7	7	1	1	0	40.0	40	29	25	4	2	27	12	3	0
1987	Richmond	6-12	3.35	22	22	4	1	0	150.1	142	70	56	15	5	56	91	8	0
	Atlanta	2-4	5.54	9	9	0	0	0	50.1	55	34	31	5	3	33	20	1	1
1988	Atlanta	7-17	4.56	34	34	1	0	0	195.1	201	111	99	12	8	63	84	2	2
1989	Atlanta	14-8	3.68	29	29	6	4	0	186.0	172	88	76	20	2	40	90	2	0
1990	Atlanta	10-12	4.28	33	33	1	0	0	214.1	232	111	102	18	1	78	129	8	1
1991	Atlanta	20-11	2.55	34	34	9	1	0	246.2	201	83	70	17	2	69	192	10	2
1992	Atlanta	20-8	2.76	33	33	7	5	0	225.0	197	81	69	6	2	70	129	5	0
1993	Atlanta	22-6	3.20	36	36	4	2	0	239.1	236	91	85	16	2	90	120	4	0
1994	Atlanta	13-9	3.97	25	25	2	0	0	165.1	173	76	73	10	1	70	140	8	1
1995	Atlanta	16-7	3.08	29	29	3	1	0	198.2	182	76	68	9	5	66	127	3	0
1996	Atlanta	15-10	2.98	36	36	1	0	0	235.1	222	91	78	14	0	85	181	4	0
1997	Atlanta	14-7	2.96	33	33	5	2	0	240.0	197	86	79	20	4	79	152	3	0
1998	Atlanta	20-6	2.47	33	33	4	3	0	229.1	202	67	63	13	2	74	157	3	0
1999	Atlanta	14-11	4.12	35	35	2	0	0	234.0	259	115	107	18	4	83	138	2	0
2000	Atlanta	21-9	3.40	35	35	4	2	0	241.0	222	101	91	24	4	65	152	0	0
2001	Atlanta	16-7	3.57	35	35	1	1	0	219.1	213	92	87	24	2	97	116	2	0
2002	Atlanta	18-11	2.96	36	36	2	1	0	224.2	210	85	74	21	8	78	127	2	0
2003	New York (NL)	9-14	4.52	32	32	0	0	0	183.1	205	94	92	21	2	66	82	2	0
2004	New York (NL)	11-14	3.60	33	33	1	1	0	212.1	204	94	85	20	0	70	109	0	0

2005	New York (NL)	13-13	3.53	33	33	2	1	0	211.1	227	88	83	12	3	61	105	1	0
2006	New York (NL)	15-7	3.82	32	32	0	0	0	198.0	202	94	84	22	6	62	131	1	0
2007	New York (NL)	13-8	4.45	34	34	1	1	0	200.1	219	102	99	23	4	64	89	2	0
2008	Atlanta	2-4	5.54	13	13	0	0	0	63.1	67	40	39	11	1	37	37	0	0
	Myrtle Beach#	0-0	2.25	1	1	0	0	0	4.0	3	1	1	0	1	1	4	0	0
	Mississippi#	0-1	3.60	1	1	0	0	0	5.0	4	3	2	0	0	1	1	0	0
2009	Rome#	1-0	0.00	1	1	0	0	0	6.0	3	0	0	0	0	0	2	1	0
	Mississippi#	0-0	4.50	1	1	0	0	0	2.0	3	1	1	1	0	1	0	0	0
	Gwinnett#	1-0	3.38	2	2	0	0	0	8.0	11	3	3	1	0	2	3	0	0
<b>Minor Totals</b>		<b>31-33</b>	<b>3.19</b>	<b>91</b>	<b>90</b>	<b>9</b>	<b>4</b>	<b>0</b>	<b>561.2</b>	<b>478</b>	<b>244</b>	<b>199</b>	<b>41</b>	<b>20</b>	<b>244</b>	<b>435</b>	<b>51</b>	<b>0</b>
<b>Atlanta Totals</b>		<b>244-147</b>	<b>3.41</b>	<b>518</b>	<b>518</b>	<b>52</b>	<b>22</b>	<b>0</b>	<b>3408.0</b>	<b>3241</b>	<b>1428</b>	<b>1291</b>	<b>258</b>	<b>51</b>	<b>1177</b>	<b>2091</b>	<b>59</b>	<b>7</b>
<b>Major Totals</b>		<b>305-203</b>	<b>3.54</b>	<b>682</b>	<b>682</b>	<b>56</b>	<b>25</b>	<b>0</b>	<b>4413.1</b>	<b>4298</b>	<b>1900</b>	<b>1734</b>	<b>356</b>	<b>66</b>	<b>1500</b>	<b>2607</b>	<b>65</b>	<b>7</b>

Bold indicates led league; #Injury rehabilitation assignment.

## DIVISION SERIES RECORD

Year	Club, Opp.	W-L	ERA	G	GS	CG	SHO	SV	IP	H	R	ER	HR	HB	BB	SO	WP	BK
1995	Atl. vs. Col.	0-0	2.57	1	1	0	0	0	7.0	5	3	2	1	0	1	3	0	0
1996	Atl. vs. LA	1-0	1.35	1	1	0	0	0	6.2	5	1	1	0	0	3	7	0	0
1997	Atl. vs. Hou.	1-0	4.50	1	1	0	0	0	6.0	5	3	3	0	0	5	4	0	0
1998	Atl. vs. Chi.	0-0	1.29	1	1	0	0	0	7.0	3	1	1	0	0	1	8	0	0
1999	Atl. vs. Hou.	0-0	3.00	1	1	0	0	0	6.0	5	2	2	0	1	3	6	0	0
2000	Atl. vs. Stl.	0-1	27.00	1	1	0	0	0	2.1	6	7	7	2	1	1	2	0	0
2001	Atl. vs. Hou.	1-0	0.00	1	1	0	0	0	8.0	6	0	0	0	0	2	3	0	0
2002	Atl. vs. SF	0-2	15.26	2	2	0	0	0	7.2	17	13	13	1	0	7	4	0	0
2006	NYM vs. LA	1-0	0.00	1	1	0	0	0	6.0	4	0	0	0	0	2	2	0	0
<b>D.S. Totals</b>		<b>4-3</b>	<b>4.61</b>	<b>10</b>	<b>10</b>	<b>0</b>	<b>0</b>	<b>0</b>	<b>56.2</b>	<b>56</b>	<b>30</b>	<b>29</b>	<b>4</b>	<b>2</b>	<b>25</b>	<b>39</b>	<b>0</b>	<b>0</b>

## LEAGUE CHAMPIONSHIP SERIES RECORD

Year	Club, Opp.	W-L	ERA	G	GS	CG	SHO	SV	IP	H	R	ER	HR	HB	BB	SO	WP	BK
1991	Atl. vs. Pit.	0-2	3.21	2	2	0	0	0	14.0	12	5	5	1	0	6	11	0	0
1992	Atl. vs. Pit.	0-2	12.27	2	2	0	0	0	7.1	13	11	10	3	2	3	2	0	0
1993	Atl. vs. Phi.	1-0	2.57	1	1	0	0	0	7.0	6	2	2	1	0	0	5	0	0
1995	Atl. vs. Cin.	0-0	1.29	1	1	0	0	0	7.0	7	1	1	0	1	2	5	0	0
1996	Atl. vs. Stl.	1-1	2.08	2	2	0	0	0	13.0	10	3	3	2	1	0	9	0	0
1997	Atl. vs. Fla.	1-1	5.40	2	2	0	0	0	13.1	13	8	8	0	1	11	9	0	0
1998	Atl. vs. SD	0-2	2.31	2	2	0	0	0	11.2	13	6	3	0	0	9	8	0	0
1999	Atl. vs. NY	1-0	0.00	1	1	0	0	0	7.0	7	0	0	0	0	1	0	0	0
2001	Atl. vs. Ari.	1-1	1.50	2	2	0	0	0	12.0	10	4	2	1	0	5	5	1	0
2006	NYM vs. Stl.	1-1	2.45	2	2	0	0	0	11.0	11	3	3	1	0	5	4	0	0
<b>L.C.S. Totals</b>		<b>6-10</b>	<b>3.22</b>	<b>17</b>	<b>17</b>	<b>0</b>	<b>0</b>	<b>0</b>	<b>103.1</b>	<b>102</b>	<b>43</b>	<b>37</b>	<b>9</b>	<b>5</b>	<b>42</b>	<b>66</b>	<b>1</b>	<b>0</b>

## WORLD SERIES RECORD

Year	Club, Opp.	W-L	ERA	G	GS	CG	SHO	SV	IP	H	R	ER	HR	HB	BB	SO	WP	BK
1991	Atl. vs. Min.	1-1	2.70	2	2	1	0	0	13.1	8	6	4	2	0	7	8	0	1
1992	Atl. vs. Tor.	1-1	1.59	2	2	2	0	0	17.0	10	3	3	2	0	4	8	0	0
1995	Atl. vs. Clev.	2-0	1.29	2	2	0	0	0	14.0	4	2	2	1	0	6	11	1	0
1996	Atl. vs. NYY	0-1	1.29	1	1	0	0	0	7.0	4	2	1	0	0	3	8	0	0
1999	Atl. vs. NYY	0-0	5.14	1	1	0	0	0	7.0	7	5	4	3	0	0	3	0	0
<b>W.S. Totals</b>		<b>4-3</b>	<b>2.16</b>	<b>8</b>	<b>8</b>	<b>3</b>	<b>0</b>	<b>0</b>	<b>58.1</b>	<b>33</b>	<b>18</b>	<b>14</b>	<b>8</b>	<b>0</b>	<b>20</b>	<b>38</b>	<b>1</b>	<b>1</b>

## ALL-STAR GAME RECORD

Year	Club, Site	W-L	ERA	G	GS	CG	SHO	SV	IP	H	R	ER	HR	HB	BB	SO	WP	BK
1991	N.L., Tor.	0-0	0.00	1	1	0	0	0	2.0	1	0	0	0	0	1	3	0	0
1992	N.L., SD	0-1	27.00	1	1	0	0	0	1.2	9	5	5	0	0	0	2	0	0
1993	N.L., Bal.					Did Not Pitch												
1996	N.L., Phi.	0-0	0.00	1	0	0	0	0	1.0	0	0	0	0	0	0	1	0	0
1997	N.L., Cle.					Did Not Pitch												
1998	N.L., Col.	0-0	27.00	1	0	0	0	0	1.1	5	4	4	0	0	3	0	0	0
2000	N.L., Atl.	0-0	0.00	1	0	0	0	0	1.0	0	0	0	0	0	0	1	0	0
2002	N.L., Mil.					Did Not Pitch												
2004	N.L., Hou.	0-0	0.00	1	0	0	0	0	1.0	1	0	0	0	0	0	0	0	0
2006	N.L., Pit.					Did Not Pitch												
<b>All-Star Totals</b>		<b>0-1</b>	<b>10.13</b>	<b>6</b>	<b>2</b>	<b>0</b>	<b>0</b>	<b>0</b>	<b>8.0</b>	<b>16</b>	<b>9</b>	<b>9</b>	<b>0</b>	<b>0</b>	<b>4</b>	<b>7</b>	<b>0</b>	<b>0</b>



# CHIPPER JONES

10

**INFIELDER** Full Name **Larry Wayne Jones, Jr.**  
Bats **Switch** Throws **Right**  
Height **6-4** Weight **210**  
DOB **4/24/1972** Born **DeLand, FL**  
Years With Braves **1993, 1995-2012**  
Number Retired **2013**

The first overall selection in the 1990 draft, Chipper Jones became one of greatest switch hitters in baseball history. The Atlanta career leader in nearly every offensive category, Jones batted .303 with 2,726 hits, 1,619 runs, 468 home runs and 1,623 RBI in 2,499 games. Jones is the only switch hitter in Major League history to post a .300 career batting average and hit at least 300 home runs. He ranks second all-time in batting average among switch hitters to Frankie Frisch (.316), third in home runs to Mickey Mantle (536) and Eddie Murray (504) and second in RBI to Murray (1,917). The runner-up for the 1995 National League Rookie of the Year award (to Hideo Nomo), Jones quickly established himself as one of the premier third basemen in the game. He finished in the top 10 in NL MVP voting six times and in 1999 he claimed the award, due in part to his clutch performance down the stretch, when he batted .323 with 20 homers and 46 RBI in 55 games from August 1 to the end of the season. His overall numbers for the '99 campaign included a .319

average with 116 runs, 41 doubles, 45 homers, 110 RBI and 126 walks. Jones was at his best on the big stage, especially at New York's Shea Stadium, where fans loved to derisively chant his given name, Larry. In 245 career games against the Mets, Jones batted .309 with 49 home runs and 159 RBI. In 93 career postseason games, he batted .287 with 13 home runs and 47 RBI. On July 5, 2007 at Los Angeles, he passed Dale Murphy (371) for the most home runs in Atlanta history. He hit his 400th career homer in the sixth inning on June 5, 2008 off Florida's Ricky Nolasco, en route to claiming the NL batting title with a .364 average that season. On May 27, 2010, Jones established the Braves franchise mark with his 1,377th walk, passing Eddie Mathews. An eight-time All-Star, Jones was voted the NL's starting third baseman four times. The Braves inducted Jones into the club's Hall of Fame and retired his uniform number 10 in June 2013. He was named to the Georgia Sports Hall of Fame in February of 2015.

## COMPLETE RECORD

Year	Club	AVG	G	AB	R	H	2B	3B	HR	RBI	SH	SF	HP	BB	SO	SB-CS	OBP	SLG	E
1990	GCL Braves	.229	44	140	20	32	1	1	1	18	2	2	6	14	25	5-3	.321	.271	18
1991	Macon	.326	136	473	104	154	24	11	15	98	1	10	3	69	70	40-9	.407	.518	56
1992	Durham	.277	70	264	43	73	22	1	4	31	1	3	2	31	34	10-8	.353	.413	14
	Greenville	.346	67	266	43	92	17	11	9	42	4	4	0	11	32	14-1	.367	.594	18
1993	Richmond	.325	139	536	97	174	31	12	13	89	3	6	1	57	70	23-8	.387	.500	43
	Atlanta	.667	8	3	2	2	1	0	0	0	0	0	0	1	1	0-0	.750	1.000	0
1994	Atlanta																		
1995	Atlanta	.265	140	524	87	139	22	3	23	86	1	4	0	73	99	8-4	.353	.450	25
1996	Atlanta	.309	157	598	114	185	32	5	30	110	1	7	0	87	88	14-1	.393	.530	17
1997	Atlanta	.295	157	597	100	176	41	3	21	111	0	6	0	76	88	20-5	.371	.479	15
1998	Atlanta	.313	160	601	123	188	29	5	34	107	1	8	1	96	93	16-6	.404	.547	12
1999	Atlanta	.319	157	567	116	181	41	1	45	110	0	6	2	126	94	25-3	.441	.633	17
2000	Atlanta	.311	156	579	118	180	38	1	36	111	0	10	2	95	64	14-7	.404	.566	25
2001	Atlanta	.330	159	572	113	189	33	5	38	102	0	5	2	98	82	9-10	.427	.605	18
2002	Atlanta	.327	158	548	90	179	35	1	26	100	0	5	2	107	89	8-2	.435	.536	7
2003	Atlanta	.305	153	555	103	169	33	2	27	106	0	6	1	94	83	2-2	.402	.517	7
2004	Atlanta	.248	137	472	69	117	20	1	30	96	0	7	4	84	96	2-0	.362	.485	6
	Rome#	.000	1	4	0	0	0	0	0	0	0	0	0	0	0	0-0	.000	.000	0
2005	Atlanta	.296	109	358	66	106	30	0	21	72	0	2	0	72	56	5-1	.412	.556	5
	Rome#	.500	3	6	1	3	0	0	2	0	0	0	3	1	0	0-0	.667	.500	1
2006	Atlanta	.324	110	411	87	133	28	3	26	86	0	4	1	61	73	6-1	.409	.596	18
	Mississippi#	.167	2	6	1	1	0	0	0	0	0	0	0	0	2	0-0	.167	.167	1
2007	Atlanta	.337	134	513	108	173	42	4	29	102	0	5	0	82	75	5-1	.425	.604	9
2008	Atlanta	.364	128	439	82	160	24	1	22	75	0	4	1	90	61	4-0	.470	.574	13
2009	Atlanta	.264	143	488	80	129	23	2	18	71	0	6	1	101	89	4-1	.388	.430	22
2010	Atlanta	.265	95	317	47	84	21	0	10	46	0	3	0	61	47	5-0	.381	.426	10
2011	Atlanta	.275	126	455	56	125	33	1	18	70	0	6	0	51	80	2-2	.344	.470	6
	Rome#	.333	2	3	0	1	0	0	0	1	0	1	0	2	1	0-0	.500	.333	0
2012	Atlanta	.287	112	387	58	111	23	0	14	62	0	3	1	57	51	1-0	.377	.455	11
	Rome#	.250	2	4	0	1	0	0	1	0	0	0	2	1	0	0-0	.500	.250	1
Minor Totals		.312	466	1702	309	531	95	36	42	282	11	26	12	189	236	92-30	.379	.484	152
Major Totals		.303	2499	8984	1619	2726	549	38	468	1623	3	97	18	1512	1409	150-46	.401	.529	243

Bold indicates led league; # Injury rehabilitation assignment.

**WILD CARD GAME RECORD**

Year	Club, Opp.	AVG	G	AB	R	H	2B	3B	HR	RBI	SH	SF	HP	BB	SO	SB	CS	E
2012	Atl. vs. StL	.200	1	5	0	1	0	0	0	0	0	0	0	0	1	0	0	1

**DIVISION SERIES RECORD**

Year	Club, Opp.	AVG	G	AB	R	H	2B	3B	HR	RBI	SH	SF	HP	BB	SO	SB	CS	E
1995	Atl. vs. Col.	.389	4	18	4	7	2	0	2	4	0	0	0	2	2	0	0	0
1996	Atl. vs. LA	.222	3	9	2	2	0	0	1	2	0	0	0	3	4	1	1	0
1997	Atl. vs. Hou.	.500	3	8	3	4	0	0	1	2	0	1	0	3	2	1	0	1
1998	Atl. vs. Chi.	.200	2	10	2	2	0	0	0	1	0	0	0	4	3	0	0	0
1999	Atl. vs. Hou.	.231	4	13	2	3	0	0	0	1	0	1	0	5	2	0	0	1
2000	Atl. vs. StL	.333	3	12	2	4	1	0	0	1	0	0	0	1	4	0	0	2
2001	Atl. vs. Hou.	.444	3	9	2	4	0	0	2	5	0	0	0	3	1	0	1	0
2002	Atl. vs. SF	.294	5	17	3	5	0	0	0	2	0	0	0	5	2	0	0	0
2003	Atl. vs. Chi.	.167	5	18	3	3	0	0	2	6	0	0	0	3	4	0	0	0
2004	Atl. vs. Hou.	.200	5	20	4	4	0	0	0	0	0	0	0	3	2	0	0	0
2005	Atl. vs. Hou.	.176	4	17	3	3	2	0	1	2	0	0	0	4	4	0	0	0
<b>D.S. Totals</b>		<b>.272</b>	<b>41</b>	<b>151</b>	<b>30</b>	<b>41</b>	<b>5</b>	<b>0</b>	<b>9</b>	<b>26</b>	<b>0</b>	<b>2</b>	<b>0</b>	<b>36</b>	<b>30</b>	<b>2</b>	<b>2</b>	<b>4</b>

**LEAGUE CHAMPIONSHIP SERIES RECORD**

Year	Club, Opp.	AVG	G	AB	R	H	2B	3B	HR	RBI	SH	SF	HP	BB	SO	SB	CS	E
1995	Atl. vs. Cin.	.438	4	16	3	7	0	0	1	3	0	0	0	3	1	1	0	0
1996	Atl. vs. StL	.440	7	25	6	11	2	0	0	4	0	1	0	3	1	1	0	1
1997	Atl. vs. Fla.	.292	6	24	5	7	1	0	2	4	1	0	0	2	3	0	0	0
1998	Atl. vs. SD	.208	6	24	2	5	1	0	0	1	0	0	0	4	5	0	0	0
1999	Atl. vs. NY	.263	6	19	3	5	2	0	0	1	0	0	1	9	7	3	0	2
2001	Atl. vs. Ari.	.263	5	19	1	5	1	0	0	2	0	0	0	3	6	0	0	1
<b>L.C.S. Totals</b>		<b>.315</b>	<b>34</b>	<b>127</b>	<b>20</b>	<b>40</b>	<b>7</b>	<b>0</b>	<b>3</b>	<b>15</b>	<b>1</b>	<b>1</b>	<b>1</b>	<b>24</b>	<b>23</b>	<b>5</b>	<b>0</b>	<b>4</b>

**WORLD SERIES RECORD**

Year	Club, Opp.	AVG	G	AB	R	H	2B	3B	HR	RBI	SH	SF	HP	BB	SO	SB	CS	E
1995	Atl. vs. Cle.	.286	6	21	3	6	3	0	0	1	0	1	0	4	3	0	0	1
1996	Atl. vs. NY	.286	6	21	3	6	3	0	0	3	0	1	0	4	2	1	0	0
1999	Atl. vs. NY	.231	4	13	2	3	0	0	1	2	0	0	0	4	2	0	1	0
<b>W.S. Totals</b>		<b>.273</b>	<b>16</b>	<b>55</b>	<b>8</b>	<b>15</b>	<b>6</b>	<b>0</b>	<b>1</b>	<b>6</b>	<b>0</b>	<b>2</b>	<b>0</b>	<b>12</b>	<b>7</b>	<b>1</b>	<b>1</b>	<b>1</b>

**ALL-STAR GAME RECORD**

Year	Club, Site	AVG	G	AB	R	H	2B	3B	HR	RBI	SH	SF	HP	BB	SO	SB	CS	E
1996	N.L., Phi.	.500	1	2	1	1	0	0	0	0	0	0	0	0	0	0	0	0
1997	N.L., Cle.	.000	1	1	0	0	0	0	0	0	0	0	0	1	0	0	0	0
1998	N.L., Col.	.000	1	2	1	0	0	0	0	0	0	0	0	0	0	0	0	0
2000	N.L., Atl.	1.000	1	3	1	3	0	0	1	1	0	0	0	0	0	0	0	0
2001	N.L., Sea.	.000	1	2	0	0	0	0	0	0	0	0	0	0	0	0	0	0
2008	N.L., NYY	.333	1	3	0	1	0	0	0	0	0	0	0	0	1	0	0	0
2011	N.L. Ari.	Injured - Did not play																
2012	N.L., KC	1.000	1	1	0	1	0	0	0	0	0	0	0	0	0	0	0	0
<b>All-Star Totals</b>		<b>.429</b>	<b>7</b>	<b>14</b>	<b>3</b>	<b>6</b>	<b>0</b>	<b>0</b>	<b>1</b>	<b>1</b>	<b>0</b>	<b>0</b>	<b>0</b>	<b>1</b>	<b>1</b>	<b>0</b>	<b>0</b>	<b>0</b>

**WORLD BASEBALL CLASSIC RECORD**

Year	Club	AVG	G	AB	R	H	2B	3B	HR	RBI	SH	SF	HP	BB	SO	SB	CS	E
2006	United States	.353	6	17	6	6	1	0	2	2	2	2	1	4	1	0	0	0
2009	United States	.000	3	10	0	0	0	0	0	0	0	0	0	1	6	0	0	0
<b>W.B.C. Totals</b>		<b>.222</b>	<b>9</b>	<b>27</b>	<b>6</b>	<b>6</b>	<b>1</b>	<b>0</b>	<b>2</b>	<b>2</b>	<b>2</b>	<b>2</b>	<b>1</b>	<b>5</b>	<b>7</b>	<b>0</b>	<b>0</b>	<b>0</b>



# GREG MADDUX

# 31

## PITCHER

Full Name **Gregory Alan Maddux**

Bats **Right**

Throws **Right**

Height **6-0**

Weight **170**

DOB **4/14/1966**

Born **San Angelo, TX**

Years With Braves **1993-2003**

Number Retired **2009**

Greg Maddux became the most dominant pitcher in baseball during his 11 seasons with the Braves from 1993 to 2003. On the heels of winning his first Cy Young Award in 1992 with the Chicago Cubs, Maddux signed with the Braves as a free agent and proceeded to win three consecutive Cy Young awards. With Atlanta, Maddux led the NL in ERA four times (1993, 1994, 1995 and 1998) and wins twice (1994 and 1995). His franchise-record 1.56 ERA during the 1994 season was the second-lowest in the major leagues since Bob Gibson's 1.12 mark in 1968. In 1995, Maddux went 19-2 with a 1.63 ERA while leading the league with 209.2 innings pitched, 10 complete games and three shutouts and helping the Braves win the World Series. On the Braves' career lists, Maddux ranks second in ERA (2.63), fifth in strikeouts (1,828), sixth in wins (194) and 10th in shutouts (21). The right-hander known as "Mad Dog" featured pinpoint control and uncanny late movement on his fastball. After leaving Atlanta, Maddux

had a second stint with the Cubs and before playing for the Los Angeles Dodgers and San Diego Padres. He won 15 or more games for 17 consecutive seasons (1988-2004) – the only pitcher in major league history to do so. Upon his retirement, Maddux ranked eighth all-time with 355 wins and 10th with 3,371 strikeouts. He won a record 18 Gold Gloves, including 10 with the Braves. He was an eight-time All-Star and the NL starting pitcher in 1994, 1997 and 1998. Maddux was inducted into the Braves Hall of Fame in 2009. At the induction ceremony, manager Bobby Cox remarked: "I get asked all the time was he the best pitcher I ever saw? Was he the smartest pitcher I ever saw? The most competitive I ever saw? The best teammate I ever saw? The answer is yes to all of those." Maddux was inducted into the National Baseball Hall of Fame in 2014, earning 97.2 percent of the vote (the 10th-highest total ever) in his first year on the ballot.

## COMPLETE RECORD

Year	Club	W-L	ERA	G	GS	CG	SHO	SV	IP	H	R	ER	HR	HB	BB	SO	WP	BK
1984	Pikeville	6-2	2.63	14	12	2	2	0	85.2	63	35	25	2	8	41	62	4	1
1985	Peoria	13-9	3.19	27	27	6	0	0	186.0	176	86	66	9	6	52	125	5	2
1986	Pittsfield	4-3	2.69	8	8	4	2	0	63.2	49	22	19	1	1	15	35	1	4
	Iowa	10-1	3.02	18	18	5	2	0	128.1	127	49	43	3	12	30	65	4	5
	Chicago (NL)	2-4	5.52	6	5	1	0	0	31.0	44	20	19	3	1	11	20	2	0
1987	Iowa	3-0	0.98	4	4	2	2	0	27.2	17	3	3	1	2	12	22	2	0
	Chicago (NL)	6-14	5.61	30	27	1	1	0	155.2	181	111	97	17	4	74	101	4	7
1988	Chicago (NL)	18-8	3.18	34	34	9	3	0	249.0	230	97	88	13	9	81	140	3	6
1989	Chicago (NL)	19-12	2.95	35	35	7	1	0	238.1	222	90	78	13	6	82	135	5	3
1990	Chicago (NL)	15-15	3.46	35	<b>35</b>	8	2	0	237.0	<b>242</b>	116	91	11	4	71	144	3	3
1991	Chicago (NL)	15-11	3.35	37	<b>37</b>	7	2	0	<b>263.0</b>	232	113	98	18	6	66	198	6	3
1992	Chicago (NL)	<b>20-11</b>	2.81	35	<b>35</b>	9	4	0	<b>268.0</b>	201	68	65	7	<b>14</b>	70	199	5	0
1993	Atlanta	20-10	<b>2.36</b>	36	<b>36</b>	<b>8</b>	1	0	<b>267.0</b>	228	85	70	14	6	52	197	5	1
1994	Atlanta	<b>16-6</b>	<b>1.56</b>	25	25	<b>10</b>	<b>3</b>	0	<b>202.0</b>	150	44	35	4	6	31	156	3	1
1995	Atlanta	<b>19-2</b>	<b>1.63</b>	28	28	<b>10</b>	<b>3</b>	0	<b>209.2</b>	147	39	38	8	4	23	181	1	0
1996	Atlanta	15-11	2.72	35	35	5	1	0	245.0	225	85	74	11	3	28	172	4	0
1997	Atlanta	19-4	2.20	33	33	5	2	0	232.2	200	58	57	9	6	20	177	0	0
1998	Atlanta	18-9	<b>2.22</b>	34	34	9	<b>5</b>	0	251.0	201	75	62	13	7	45	204	4	0
1999	Atlanta	19-9	3.57	33	33	4	0	0	219.1	258	103	87	16	4	37	136	1	0
2000	Atlanta	19-9	3.00	35	35	6	<b>3</b>	0	249.1	225	91	83	19	10	42	190	1	2
2001	Atlanta	17-11	3.05	34	34	3	<b>3</b>	0	233.0	220	86	79	20	7	27	173	2	0
2002	Atlanta	16-6	2.62	34	34	0	0	0	199.1	194	67	58	14	4	45	118	1	0
2003	Atlanta	16-11	3.96	36	<b>36</b>	1	0	0	218.1	225	112	96	24	8	33	124	3	0



2004	Chicago (NL)	16-11	4.02	33	33	2	1	0	212.2	218	103	95	35	9	33	151	2	0
2005	Chicago (NL)	13-15	4.24	35	<b>35</b>	3	0	0	225.0	239	112	106	29	7	36	136	8	0
2006	Chicago (NL)	9-11	4.69	22	22	0	0	0	136.1	153	78	71	14	0	23	81	0	0
	Los Angeles (NL)	6-3	3.30	12	12	0	0	0	73.2	66	31	27	6	0	14	36	0	0
2007	San Diego	14-11	4.14	34	34	1	0	0	198.0	221	92	91	14	6	25	104	5	0
2008	San Diego	6-9	3.99	26	26	0	0	0	153.1	161	80	68	16	5	26	80	2	2
	Los Angeles (NL)	2-4	5.09	7	7	0	0	0	40.2	43	25	23	5	1	4	18	0	0
<b>Minor Totals</b>		<b>36-15</b>	<b>2.86</b>	<b>71</b>	<b>69</b>	<b>19</b>	<b>8</b>	<b>0</b>	<b>491.1</b>	<b>432</b>	<b>195</b>	<b>156</b>	<b>16</b>	<b>29</b>	<b>150</b>	<b>309</b>	<b>16</b>	<b>12</b>
<b>Atlanta Totals</b>		<b>194-88</b>	<b>2.63</b>	<b>363</b>	<b>363</b>	<b>61</b>	<b>21</b>	<b>0</b>	<b>2526.2</b>	<b>2273</b>	<b>845</b>	<b>739</b>	<b>152</b>	<b>65</b>	<b>383</b>	<b>1828</b>	<b>25</b>	<b>4</b>
<b>Major Totals</b>		<b>355-227</b>	<b>3.16</b>	<b>744</b>	<b>740</b>	<b>109</b>	<b>35</b>	<b>0</b>	<b>5008.1</b>	<b>4726</b>	<b>1981</b>	<b>1756</b>	<b>353</b>	<b>137</b>	<b>999</b>	<b>3371</b>	<b>70</b>	<b>28</b>

Bold indicates led league; #Injury rehabilitation assignment.

## DIVISION SERIES RECORD

Year	Club, Opp.	W-L	ERA	G	GS	CG	SHO	SV	IP	H	R	ER	HR	HB	BB	SO	WP	BK
1995	Atl. vs. Col.	1-0	4.50	2	2	0	0	0	14.0	19	7	7	3	1	2	7	0	0
1996	Atl. vs. LAD	1-0	0.00	1	1	0	0	0	7.0	3	2	0	0	0	0	7	0	0
1997	Atl. vs. Hou.	1-0	1.00	1	1	1	0	0	9.0	7	1	1	0	0	1	6	0	0
1998	Atl. vs. Chi.	1-0	2.57	1	1	0	0	0	7.0	7	2	2	0	0	0	4	0	0
1999	Atl. vs. Hou.	0-1	2.57	2	1	0	0	0	7.0	10	2	2	2	0	5	5	0	0
2000	Atl. vs. StL.	0-1	11.25	1	1	0	0	0	4.0	9	7	5	1	0	3	2	0	0
2001	Atl. vs. Hou.	0-0	3.00	1	1	0	0	0	6.0	4	3	2	1	0	3	5	0	0
2002	Atl. vs. SF	1-0	3.00	1	1	0	0	0	6.0	5	2	2	1	1	1	3	0	0
2003	Atl. vs. Chi.	0-1	3.00	1	1	0	0	0	6.0	6	2	2	0	0	1	1	1	0
2006	LAD vs. NYM	0-0	9.00	1	1	0	0	0	4.0	7	4	4	0	1	2	0	0	0
2008	LAD vs. Chi.	0-0	0.00	1	0	0	0	0	1.0	1	0	0	0	0	0	0	0	0
<b>D.S. Totals</b>		<b>5-3</b>	<b>3.42</b>	<b>13</b>	<b>11</b>	<b>1</b>	<b>0</b>	<b>0</b>	<b>71.0</b>	<b>78</b>	<b>32</b>	<b>27</b>	<b>8</b>	<b>3</b>	<b>18</b>	<b>40</b>	<b>1</b>	<b>0</b>

## LEAGUE CHAMPIONSHIP SERIES RECORD

Year	Club, Opp.	W-L	ERA	G	GS	CG	SHO	SV	IP	H	R	ER	HR	HB	BB	SO	WP	BK
1989	Chi. vs. SF	0-1	13.50	2	2	0	0	0	7.1	13	12	11	2	1	4	5	1	0
1993	Atl. vs. Phi.	1-1	4.97	2	2	0	0	0	12.2	11	8	7	2	0	7	11	0	0
1995	Atl. vs. Cin.	1-0	1.13	1	1	0	0	0	8.0	7	1	1	0	1	2	4	1	0
1996	Atl. vs. StL.	1-1	2.51	2	2	0	0	0	14.1	15	9	4	1	0	2	10	1	0
1997	Atl. vs. Fla.	0-2	1.38	2	2	0	0	0	13.0	9	7	2	0	1	4	16	0	0
1998	Atl. vs. SD	0-1	3.00	2	1	0	0	1	6.0	5	2	2	0	1	3	4	0	0
1999	Atl. vs. NYM	1-0	1.93	2	2	0	0	0	14.0	12	3	3	1	0	1	7	0	0
2001	Atl. vs. Ari.	0-2	5.40	2	2	0	0	0	10.0	14	8	6	0	1	2	7	0	0
2008	LAD vs. Phi.	0-0	0.00	2	0	0	0	0	3.0	3	2	0	0	0	1	3	0	0
<b>L.C.S. Totals</b>		<b>4-8</b>	<b>3.67</b>	<b>17</b>	<b>14</b>	<b>0</b>	<b>0</b>	<b>1</b>	<b>88.1</b>	<b>89</b>	<b>52</b>	<b>36</b>	<b>6</b>	<b>5</b>	<b>26</b>	<b>67</b>	<b>3</b>	<b>0</b>

## WORLD SERIES RECORD

Year	Club, Opp.	W-L	ERA	G	GS	CG	SHO	SV	IP	H	R	ER	HR	HB	BB	SO	WP	BK
1995	Atl. vs. Cle.	1-1	2.25	2	2	1	0	0	16.0	9	6	4	1	0	3	8	0	0
1996	Atl. vs. NYN	1-1	1.72	2	2	0	0	0	15.2	14	3	3	0	1	1	5	0	0
1999	Atl. vs. NYN	0-1	2.57	1	1	0	0	0	7.0	5	4	2	0	0	3	5	0	0
<b>W.S. Totals</b>		<b>2-3</b>	<b>2.09</b>	<b>5</b>	<b>5</b>	<b>1</b>	<b>0</b>	<b>0</b>	<b>38.2</b>	<b>28</b>	<b>13</b>	<b>9</b>	<b>1</b>	<b>1</b>	<b>7</b>	<b>18</b>	<b>0</b>	<b>0</b>

## ALL-STAR GAME RECORD

Year	Club, Site	W-L	ERA	G	GS	CG	SHO	SV	IP	H	R	ER	HR	HB	BB	SO	WP	BK
1988	N.L., Cin.						Did Not Pitch											
1992	N.L., SD	0-0	6.75	1	0	0	0	0	1.1	1	1	1	1	1	0	0	0	0
1994	N.L., Pit.	0-0	3.00	1	1	0	0	0	3.0	3	1	1	0	1	0	2	0	0
1995	N.L., Tex.						Did Not Pitch											
1996	N.L., Phi.						Did Not Pitch											
1997	N.L., Cle.	0-0	4.50	1	1	0	0	0	2.0	2	1	1	1	1	0	0	0	0
1998	N.L., Col.	0-0	0.00	1	1	0	0	0	2.0	3	0	0	0	0	1	1	0	0
2000	N.L., Atl.						Did Not Pitch											
<b>All-Star Totals</b>		<b>0-0</b>	<b>3.24</b>	<b>4</b>	<b>3</b>	<b>0</b>	<b>0</b>	<b>0</b>	<b>8.1</b>	<b>9</b>	<b>3</b>	<b>3</b>	<b>2</b>	<b>3</b>	<b>1</b>	<b>3</b>	<b>0</b>	<b>0</b>



# EDDIE MATHEWS

41

INFIELDER

Full Name **Edwin Lee Mathews**

Batted **Left**Threw **Right**

Height **6-1**Weight **200**

DOB **10/13/1931**Born **Texarkana, TX**

Died: **2/18/2001 in LaJolla, CA**

Years With Braves **1952-66** Number Retired: **1969**

Inducted into the National Baseball Hall of Fame in 1978, Eddie Mathews was the only player in franchise history to play for the Braves on the Major League level in Boston, Milwaukee, and Atlanta. He was signed in 1949 at the age of 17 and by the age of 20 became the Braves' regular third baseman. During a 17-year, Hall of Fame career, Mathews appeared in three World Series, was a nine-time NL All-Star, and led the majors in home runs in 1953 (47) and '59 (46). He twice finished second in the NL MVP voting, in 1953 to Roy Campanella and in 1959 to Ernie Banks. His franchise records include: most RBI in a season since 1900 (135 in 1953), tied for most consecutive

games with an RBI (8 in 1954) and most home runs on the road (30 in 1953). In 1967 the Braves traded Mathews to Houston, where he reached the 500 home run level. He was subsequently traded to the Detroit Tigers late in the year to help with the pennant chase and appeared in his third World Series. Eddie finished his playing career with Detroit in 1968. Mathews returned to Atlanta in 1971 as a coach under Luman Harris and replaced him as manager in 1972. Eddie managed into the 1974 season, accumulating a record of 149-161-1 in 311 games for a .481 winning percentage. Eddie was in the inaugural Braves Hall of Fame class of August 1999.

## COMPLETE RECORD

Year	Club	AVG	G	AB	R	H	2B	3B	HR	RBI	BB	SO	SB
1949	High Point	.366	62	238	62	87	20	3	17	56	---	---	5
1950	Atlanta	.286	146	552	103	158	24	9	32	106	---	---	4
1951	Milwaukee	.333	12	9	2	3	0	0	1	5	---	---	0
	Atlanta	.289	37	128	23	37	5	4	6	29	---	---	0
1952	Boston	.242	145	528	80	128	23	5	25	58	59	115	6
1953	Milwaukee	.302	157	579	110	175	31	8	47	135	99	83	1
1954	Milwaukee	.290	138	476	96	138	21	4	40	103	113	61	10
1955	Milwaukee	.289	141	499	108	144	23	5	41	101	109	98	3
1956	Milwaukee	.272	151	552	103	150	21	2	37	95	91	86	6
1957	Milwaukee	.292	148	572	109	167	28	9	32	94	90	79	2
1958	Milwaukee	.251	149	546	97	137	18	1	31	77	85	85	5
1959	Milwaukee	.306	148	594	118	182	16	8	46	114	80	71	2
1960	Milwaukee	.277	153	548	108	152	19	7	39	124	111	113	7
1961	Milwaukee	.306	152	572	103	175	23	6	32	91	93	95	12
1962	Milwaukee	.265	152	536	106	142	25	6	29	90	101	90	4
1963	Milwaukee	.263	158	547	82	144	27	4	23	84	124	119	3
1964	Milwaukee	.235	141	502	83	117	19	1	23	74	85	100	2
1965	Milwaukee	.251	156	546	77	137	23	0	32	95	73	110	1
1966	Atlanta	.250	134	452	72	113	21	4	16	53	63	82	1
1967	Houston	.238	101	328	39	78	13	2	10	38	48	65	2
	Detroit	.231	36	108	14	25	3	0	6	19	15	23	0
1968	Detroit	.212	31	52	4	11	0	0	3	8	5	12	0
Minor Totals		.307	257	927	190	285	49	16	56	196			9
A.L. Totals		.225	67	160	18	36	3	0	9	27	20	35	0
N.L. Totals		.272	2324	8377	1491	2279	351	72	503	1426	1424	1452	68
Braves Totals		.273	2223	8049	1452	2201	338	70	493	1388	1376	1387	66
Major Totals		.271	2391	8537	1509	2315	354	72	512	1453	1444	1487	68

## WORLD SERIES RECORD

Year	Club, Opp	AVG	G	AB	R	H	2B	3B	HR	RBI	BB	SO	SB
1957	Mil. vs. NY	.227	7	22	4	5	3	0	1	4	8	5	0
1958	Mil. vs. NY	.160	7	25	3	4	2	0	0	3	6	11	1
1968	Det. vs. StL.	.333	2	3	0	1	0	0	0	0	1	1	0
W.S. Totals		.200	16	50	7	10	5	0	1	7	15	17	1



# DALE MURPHY

3

**OUTFIELDER** Full Name **Dale Bryan Murphy**  
 Bats **Right** Throws **Right**  
 Height **6-5** Weight **215**  
 DOB **3/12/1956** Born **Portland, OR**  
 Years With Braves **1976-90**  
 Number Retired **1994**

The Braves drafted Dale Murphy No. 5 overall in 1974, but five years later he had yet to reach his potential as a sometime catcher/sometime first baseman. Then, manager Bobby Cox made Murphy a full-time outfielder and from 1980 to 1989, Murphy averaged 31 home runs and 93 RBI. He was the back-to-back NL Most Valuable Player in 1982 (.281, 36 home runs, 109 RBI and 23 stolen bases) and 1983 (.302, 36 home runs, 121 RBI, franchise-record 131 runs scored and 30 stolen bases). In 1983, Murphy became the sixth different player in baseball history with 30 home runs and 30 stolen bases in a season. He led the NL with 332 total bases and tied for the lead with 36 home runs in 1984 and topped the circuit with 37 home runs and 118 runs scored the

following year. From September 26, 1981, to July 8, 1986, Murphy played in 740 consecutive games. He appeared in seven All-Star Games – leading all vote-getters in 1985 – and won five Gold Glove Awards and four Silver Slugger Awards. Throughout his career, Murphy displayed a high moral character, receiving the Lou Gehrig Award in 1985 and the Roberto Clemente Award in 1986. On the Braves' career lists, he is fourth in games played (1,926), runs (1,103), hits (1,901), home runs (371), RBI (1,143) and total bases (3,394), and he is second in each category to Chipper Jones since the franchise moved to Atlanta. "Murph" was inducted into the Braves Hall of Fame in 2000.

## COMPLETE RECORD

Year	Club	AVG	G	AB	R	H	2B	3B	HR	RBI	BB	SO	SB
1974	Kingsport	.254	54	181	28	46	7	0	5	31	24	53	0
1975	Greenwood	.228	131	443	48	101	20	1	5	48	36	63	5
1976	Savannah	.267	104	352	37	94	13	5	12	55	25	61	6
	Richmond	.260	18	50	10	13	1	1	4	8	1	12	0
	Atlanta	.262	19	65	3	17	6	0	0	9	7	9	0
1977	Richmond	.305	127	466	71	142	33	4	22	90	33	64	4
	Atlanta	.316	18	76	5	24	8	1	2	14	0	8	0
1978	Atlanta	.226	151	530	66	120	14	3	23	79	42	145	11
1979	Atlanta	.276	104	384	53	106	7	2	21	57	38	67	6
1980	Atlanta	.281	156	569	98	160	27	2	33	89	59	133	9
1981	Atlanta	.247	104	369	43	91	12	1	13	50	44	72	14
1982	Atlanta	.281	162	598	113	168	23	2	36	109	93	134	23
1983	Atlanta	.302	162	589	131	178	24	4	36	121	90	110	30
1984	Atlanta	.290	162	607	94	176	32	8	36	100	79	134	19
1985	Atlanta	.300	162	616	118	185	32	2	37	111	90	141	10
1986	Atlanta	.265	160	614	89	163	29	7	29	83	75	141	7
1987	Atlanta	.295	159	566	115	167	27	1	44	105	115	136	16
1988	Atlanta	.226	156	592	77	134	35	4	24	77	74	125	3
1989	Atlanta	.228	154	574	60	131	16	0	20	84	65	142	3
1990	Atlanta	.232	97	349	38	81	14	0	17	55	41	84	9
	Philadelphia	.266	57	214	22	57	9	1	7	28	20	46	0
1991	Philadelphia	.252	153	544	66	137	33	1	18	81	48	93	1
1992	Philadelphia	.161	18	62	5	10	1	0	2	7	1	13	0
1993	Colorado	.143	26	42	1	6	1	0	0	7	5	15	0
Braves Totals		.268	1926	7098	1103	1901	306	37	371	1143	912	1581	160
Major Totals		.265	2180	7960	1197	2111	350	39	398	1266	986	1748	161

## LEAGUE CHAMPIONSHIP SERIES RECORD

Year	Club, Opp	AVG	G	AB	R	H	2B	3B	HR	RBI	BB	SO	SB
1982	Atl. vs. StL.	.273	3	11	1	3	0	0	0	0	0	2	1



# PHIL NIEKRO

35

## PITCHER

Full Name **Philip Henry Niekro**

Bats **Right**

Throws **Right**

Height **6-1**

Weight **180**

DOB **4/1/1939**

Born **Blaine, OH**

Years With Braves **1964-83, 1987**

Number Retired **1984**

Inducted into the National Baseball Hall of Fame in 1997, Phil Niekro was signed as a free agent in 1958, but didn't make his MLB debut until 1964 for Milwaukee. He played sparingly until 1967, when he became a fixture on the roster through 1983. Niekro had 14 straight years with 10 or more wins until the strike-shortened season of 1981. He posted three 20-plus win seasons with the Braves, with a career-high 23 in 1969, and logged over 300 innings four times, with a career high of 342 innings

in 1979. In '73 he no-hit San Diego, 9-0, on August 5 at home. He became the oldest pitcher (46) to record a shutout, when he tossed a four-hitter to beat Toronto, 8-0 on October 6, 1985 while with the Yankees. During his 24-year career, he made five All-Star appearances, won five Gold Gloves, and won 318 games, placing him 14th all-time. Niekro holds or shares 13 Atlanta career pitching records and he was inducted into the Braves Hall of Fame in 1999.

## COMPLETE RECORD

Year	Club	W-L	ERA	G	GS	CG	SHO	SV	IP	H	R	ER	BB	SO
1959	Wellsville	2-1	7.46	10	2	0	---	---	35.0	47	38	29	24	16
	McCook	7-2	3.12	23	0	0	---	---	52.0	35	20	18	29	48
1960	Jacksonville	6-4	2.77	38	3	0	---	---	84.0	66	36	26	52	52
	Louisville	1-0	3.60	6	0	0	---	---	10.0	11	5	4	9	2
1961	Austin	4-4	2.95	51	1	0	---	---	110.0	100	45	36	53	84
1962	Louisville	9-6	3.86	49	1	1	---	---	98.0	111	50	42	41	48
1963	Denver													
1964	Denver	11-5	3.45	29	21	13	---	---	172.0	172	79	66	45	119
	Milwaukee	0-0	4.80	10	0	0	0	0	15.0	15	10	8	7	8
1965	Milwaukee	2-3	2.88	41	1	0	0	6	74.2	73	32	24	26	49
1966	Atlanta	4-3	4.11	28	0	0	0	2	50.1	48	32	23	23	17
	Richmond	3-4	3.67	17	4	2	0	0	43.0	43	27	22	16	36
1967	Atlanta	11-9	1.87	46	20	10	1	9	207.0	164	64	43	55	129
1968	Atlanta	14-12	2.59	37	34	15	5	2	256.2	228	83	74	45	140
1969	Atlanta	23-13	2.57	40	35	21	4	1	284.0	235	93	81	57	193
1970	Atlanta	12-18	4.27	34	32	10	3	0	230.0	222	124	109	68	168
1971	Atlanta	15-14	2.98	42	36	18	4	2	269.0	248	112	89	70	173
1972	Atlanta	16-12	3.06	38	36	17	1	0	282.0	254	112	96	53	164
1973	Atlanta	13-10	3.31	42	30	9	1	4	245.0	214	103	90	89	131
1974	Atlanta	20-13	2.38	41	39	18	6	1	302.0	249	91	80	88	195
1975	Atlanta	15-15	3.20	39	37	13	1	0	276.0	285	115	98	72	144
1976	Atlanta	17-11	3.29	39	37	10	2	0	271.0	249	116	99	101	173
1977	Atlanta	16-20	4.04	44	43	20	2	0	330.0	315	166	148	164	262
1978	Atlanta	19-18	2.88	44	42	22	4	1	334.0	295	129	107	102	248
1979	Atlanta	21-20	3.39	44	44	23	1	0	342.0	311	160	129	113	208
1980	Atlanta	15-18	3.63	40	38	11	3	1	275.0	256	119	111	85	176
1981	Atlanta	7-7	3.11	22	22	3	3	0	139.0	120	56	48	56	62
1982	Atlanta	17-4	3.61	35	35	4	2	0	234.1	225	106	94	73	144
1983	Atlanta	11-10	3.97	34	33	2	0	0	201.2	212	94	89	105	128
1984	New York (AL)	16-8	3.09	32	31	5	1	0	215.2	219	85	74	76	136
1985	New York (AL)	16-12	4.09	33	33	7	1	0	220.0	203	110	100	120	149
1986	Cleveland	11-11	4.32	34	32	5	0	0	210.1	241	126	101	95	81
1987	Cleveland	7-11	5.89	22	22	0	0	0	123.2	142	83	81	53	57
	Toronto	0-2	8.25	3	3	0	0	0	12.0	15	11	11	7	7
	Atlanta	0-0	15.00	1	1	0	0	0	3.0	6	5	5	6	0
Braves Totals		268-230	3.20	740	595	226	43	29	4622.2	4224	1922	1645	1458	2912
Major Totals		318-274	3.35	864	716	245	45	29	5404.1	5044	2337	2012	1809	3342

## LEAGUE CHAMPIONSHIP SERIES RECORD

Year	Club, Opp	W-L	ERA	G	GS	CG	SHO	SV	IP	H	R	ER	BB	SO
1969	Atl. vs. NY	0-1	4.50	1	1	0	0	0	8.0	9	9	4	4	4
1982	Atl. vs. StL.	0-0	3.00	1	1	0	0	0	6.0	6	2	2	4	5
L.C.S. Totals		0-1	3.86	2	2	0	0	0	14.0	15	11	6	8	9



# JOHN SMOLTZ

# 29

## PITCHER

Full Name **John Andrew Smoltz**

Bats **Right**

Throws **Right**

Height **6-3**

Weight **220**

DOB **5/16/1967**

Born **Warren, MI**

Years With Braves **1988-2008**

Number Retired **2012**

When Braves General Manager Bobby Cox acquired 20-year-old John Smoltz from Detroit in 1987 for 36-year-old Doyle Alexander, he did so with an eye on the future. Smoltz delivered, excelling as both a starter and reliever over the next two decades. He is the only pitcher in MLB history with 200 wins and 150 saves. In 14 full seasons starting, he won 14 or more games 10 times. Twice, he led the NL or shared the lead in wins (1996 and 2006), innings pitched (1996 and 1997) and strikeouts (1992 and 1996). He ranked in the top 10 in ERA eight times. Smoltz won the Cy Young Award in 1996 while fanning a franchise-record 276. Following "Tommy John" surgery that sidelined him for all of 2000, Smoltz closed for three-plus seasons. He set an NL record with 55 saves in 2002 and finished third for the Cy Young Award. Smoltz became the

16th member of the 3,000-strikeout club on April 22, 2008. On the Braves' career lists, he ranks first in strikeouts (3,011), second in saves (154) and fifth in wins (210). In 40 postseason games with Atlanta, Smoltz was 15-4 with four saves a 2.65 ERA. Smoltz, Tom Glavine and Greg Maddux anchored a pitching staff that helped the Braves win 14 straight division titles from 1991 to 2005 and the 1995 World Series. Smoltz was the only player to be a part of each division championship. Smoltz was an eight-time All-Star who concluded his career with Boston and St. Louis in 2009. He won with the Roberto Clemente Award in 2005 and with the Branch Rickey Award in 2007. He was inducted into the Braves Hall of Fame in June 2012 and was a first-ballot National Baseball Hall of Famer in 2015, joining Glavine and Maddux in Cooperstown.

## COMPLETE RECORD

Year	Club	W-L	ERA	G	GS	CG	SHO	SV	IP	H	R	ER	HR	HB	BB	SO	WP	BK
1986	Lakeland	7-8	3.56	17	14	2	1	0	96.0	86	44	38	7	5	31	47	2	6
1987	Glen Falls	4-10	5.68	21	21	0	0	0	130.0	131	89	82	17	7	81	86	6	8
	Richmond	0-1	6.19	3	3	0	0	0	16.0	17	11	11	2	1	11	5	1	1
1988	Richmond	10-5	2.79	20	20	3	0	0	135.1	118	49	42	5	2	37	115	6	2
	Atlanta	2-7	5.48	12	12	0	0	0	64.0	74	40	39	10	2	33	37	2	1
1989	Atlanta	12-11	2.94	29	29	5	0	0	208.0	160	79	68	15	2	72	168	8	3
1990	Atlanta	14-11	3.85	34	34	6	2	0	231.1	206	109	99	20	1	90	170	14	3
1991	Atlanta	14-13	3.80	36	36	5	0	0	229.2	206	101	97	16	3	77	148	20	2
1992	Atlanta	15-12	2.85	35	35	9	3	0	246.2	206	90	78	17	5	80	215	17	1
1993	Atlanta	15-11	3.62	35	35	3	1	0	243.2	208	104	98	23	6	100	208	13	1
1994	Atlanta	6-10	4.14	21	21	1	0	0	134.2	120	69	62	15	4	48	113	7	0
1995	Atlanta	12-7	3.18	29	29	2	1	0	192.2	166	76	68	15	4	72	193	13	0
1996	Atlanta	24-8	2.94	35	35	6	2	0	253.2	199	93	83	19	2	55	276	10	1
1997	Atlanta	15-12	3.02	35	35	7	2	0	256.0	234	97	86	21	1	63	241	10	1
1998	Greenville#	0-1	2.57	3	3	0	0	0	14.0	11	4	4	2	0	3	16	2	0
	Macon#	0-0	3.60	2	2	0	0	0	10.0	7	4	4	1	0	1	14	1	0
	Atlanta	17-3	2.90	26	26	2	2	0	167.2	145	58	54	10	4	44	173	3	1
1999	Atlanta	11-8	3.19	29	29	1	1	0	186.1	168	70	66	14	4	40	156	2	0
	Greenville#	0-0	4.50	2	1	0	0	0	4.0	5	2	2	0	0	1	7	0	0
2000	Atlanta																	
2001	Atlanta	3-3	3.36	36	5	0	0	10	59.0	53	24	22	7	2	10	57	0	0
	Macon#	0-0	1.80	1	1	0	0	0	5.0	4	1	1	0	0	0	5	0	0
	Greenville#	0-0	0.00	3	1	0	0	0	6.0	3	0	0	0	0	0	6	0	0
2002	Atlanta	3-2	3.25	75	0	0	0	55	80.1	59	30	29	4	0	24	85	1	1
2003	Atlanta	0-2	1.12	62	0	0	0	45	64.1	48	9	8	2	0	8	73	2	0
2004	Atlanta	0-1	2.76	73	0	0	0	44	81.2	75	25	25	8	0	13	85	6	0
2005	Atlanta	14-7	3.06	33	33	3	1	0	229.2	210	83	78	18	1	53	169	2	1
2006	Atlanta	16-9	3.49	35	35	3	1	0	232.0	221	93	90	23	9	55	211	5	0

Injured - Did not play



Year	Club	W-L	ERA	G	GS	CG	SHO	SV	IP	H	R	ER	HR	HB	BB	SO	WP	BK
2007	Atlanta	14-8	3.11	32	32	0	0	0	205.2	196	78	71	18	4	47	197	8	0
2008	Atlanta	3-2	2.57	6	5	0	0	0	28.0	25	8	8	2	0	8	36	2	0
	Mississippi#	0-0	0.00	1	0	0	0	0	1.0	1	0	0	0	0	0	0	0	0
	Rome#	0-0	0.00	2	1	0	0	0	3.0	1	0	0	0	0	0	4	0	0
2009	Greenville#	0-0	1.12	2	2	0	0	0	8.0	5	1	1	0	0	0	8	1	0
	Portland#	0-0	2.70	1	1	0	0	0	3.1	3	1	1	0	0	0	2	0	0
	Pawtucket#	1-1	3.38	3	3	1	0	0	16.0	10	6	6	2	1	4	11	2	0
	Boston	2-5	8.33	8	8	0	0	0	40.0	59	37	37	8	3	9	33	0	0
	St. Louis	1-3	4.26	7	7	0	0	0	38.0	36	18	18	3	0	9	40	0	0
<b>Minor Totals</b>		<b>22-26</b>	<b>3.86</b>	<b>81</b>	<b>73</b>	<b>6</b>	<b>1</b>	<b>0</b>	<b>447.2</b>	<b>402</b>	<b>212</b>	<b>192</b>	<b>36</b>	<b>16</b>	<b>169</b>	<b>326</b>	<b>21</b>	<b>17</b>
<b>Atlanta Totals</b>		<b>210-147</b>	<b>3.26</b>	<b>708</b>	<b>466</b>	<b>53</b>	<b>16</b>	<b>154</b>	<b>3395.0</b>	<b>2979</b>	<b>1336</b>	<b>1229</b>	<b>277</b>	<b>54</b>	<b>992</b>	<b>3011</b>	<b>145</b>	<b>16</b>
<b>Major Totals</b>		<b>213-155</b>	<b>3.33</b>	<b>723</b>	<b>481</b>	<b>53</b>	<b>16</b>	<b>154</b>	<b>3473.0</b>	<b>3074</b>	<b>1391</b>	<b>1284</b>	<b>288</b>	<b>57</b>	<b>1010</b>	<b>3084</b>	<b>145</b>	<b>16</b>

**Bold** indicates led league; #Injury rehabilitation assignment.

## DIVISION SERIES RECORD

Year	Club, Opp.	W-L	ERA	G	GS	CG	SHO	SV	IP	H	R	ER	HR	HB	BB	SO	WP	BK
1995	Atl. vs. Col.	0-0	7.94	1	1	0	0	0	5.2	5	5	5	2	1	1	6	1	0
1996	Atl. vs. LA	1-0	1.00	1	1	0	0	0	9.0	4	1	1	0	0	2	7	0	0
1997	Atl. vs. Hou.	1-0	1.00	1	1	1	0	0	9.0	3	1	1	1	0	1	11	0	0
1998	Atl. vs. Chi.	1-0	1.17	1	1	0	0	0	7.2	5	1	1	1	0	0	6	0	0
1999	Atl. vs. Hou.	1-0	5.14	1	1	0	0	0	7.0	6	4	4	2	1	3	3	0	0
2001	Atl. vs. Hou.	0-0	2.25	3	0	0	0	2	4.0	3	1	1	1	0	0	3	0	0
2002	Atl. vs. SF	0-0	2.70	2	0	0	0	0	3.1	2	1	1	1	0	2	7	0	0
2003	Atl. vs. Chi.	1-0	6.00	2	0	0	0	1	3.0	4	2	2	0	0	0	1	0	0
2004	Atl. vs. Hou.	1-0	0.00	2	0	0	0	0	5.0	4	0	0	0	0	2	4	0	0
2005	Atl. vs. Hou.	1-0	1.29	1	1	0	0	0	7.0	7	1	1	0	0	1	5	0	0
2009	Stl. vs. LA	0-0	4.50	1	0	0	0	0	2.0	4	1	1	0	0	0	5	0	0
<b>D.S. Totals</b>		<b>7-0</b>	<b>2.59</b>	<b>16</b>	<b>6</b>	<b>1</b>	<b>0</b>	<b>3</b>	<b>62.2</b>	<b>47</b>	<b>18</b>	<b>18</b>	<b>8</b>	<b>2</b>	<b>12</b>	<b>58</b>	<b>1</b>	<b>0</b>

## LEAGUE CHAMPIONSHIP SERIES RECORD

Year	Club, Opp.	W-L	ERA	G	GS	CG	SHO	SV	IP	H	R	ER	HR	HB	BB	SO	WP	BK
1991	Atl. vs. Pit.	2-0	1.76	2	2	1	1	0	15.1	14	3	3	2	0	3	15	0	0
1992	Atl. vs. Pit.	2-0	2.66	3	3	0	0	0	20.1	14	7	6	1	0	10	19	1	0
1993	Atl. vs. Phi.	0-1	0.00	1	1	0	0	0	6.1	8	2	0	0	0	5	10	0	0
1995	Atl. vs. Cin.	0-0	2.57	1	1	0	0	0	7.0	7	2	2	0	0	2	2	0	0
1996	Atl. vs. Stl.	2-0	1.20	2	2	0	0	0	15.0	12	2	2	0	0	3	12	2	0
1997	Atl. vs. Fla.	0-1	7.50	1	1	0	0	0	6.0	5	5	5	1	0	5	9	0	0
1998	Atl. vs. SD	0-0	3.95	2	2	0	0	0	13.2	13	6	6	2	0	6	13	0	0
1999	Atl. vs. NY	0-0	6.23	3	1	0	0	1	8.2	8	6	6	2	0	0	8	0	0
2001	Atl. vs. Ari.	0-0	0.00	2	0	0	0	0	3.0	0	0	0	0	0	0	1	0	0
<b>L.C.S. Totals</b>		<b>6-2</b>	<b>2.83</b>	<b>17</b>	<b>13</b>	<b>1</b>	<b>1</b>	<b>1</b>	<b>95.1</b>	<b>81</b>	<b>33</b>	<b>30</b>	<b>8</b>	<b>0</b>	<b>34</b>	<b>89</b>	<b>3</b>	<b>0</b>

## WORLD SERIES RECORD

Year	Club, Opp.	W-L	ERA	G	GS	CG	SHO	SV	IP	H	R	ER	HR	HB	BB	SO	WP	BK
1991	Atl. vs. Min.	0-0	1.26	2	2	0	0	0	14.1	13	2	2	1	1	1	11	0	0
1992	Atl. vs. Tor.	1-0	2.70	2	2	0	0	0	13.1	13	5	4	0	0	7	12	2	0
1995	Atl. vs. Cle.	0-0	15.43	1	1	0	0	0	2.1	6	4	4	0	0	2	4	0	0
1996	Atl. vs. NYY	1-1	0.64	2	2	0	0	0	14.0	6	2	1	0	0	8	14	0	0
1999	Atl. vs. NYY	0-1	3.86	1	1	0	0	0	7.0	6	3	3	0	0	3	11	0	0
<b>W.S. Totals</b>		<b>2-2</b>	<b>2.47</b>	<b>8</b>	<b>8</b>	<b>0</b>	<b>0</b>	<b>0</b>	<b>51.0</b>	<b>44</b>	<b>16</b>	<b>14</b>	<b>1</b>	<b>1</b>	<b>21</b>	<b>52</b>	<b>2</b>	<b>0</b>

## ALL-STAR GAME RECORD

Year	Club, Site	W-L	ERA	G	GS	CG	SHO	SV	IP	H	R	ER	HR	HB	BB	SO	WP	BK
1989	N.L., Ana.	0-1	9.00	1	0	0	0	0	1.0	2	1	1	0	0	0	0	0	0
1992	N.L., SD	0-0	0.00	1	0	0	0	0	0.1	1	0	0	0	0	0	0	0	0
1993	N.L., Bal.	0-0	0.00	1	0	0	0	0	0.1	0	0	0	0	0	1	0	2	0
1996	N.L., Phi.	1-0	0.00	1	1	0	0	0	2.0	2	0	0	0	0	0	1	0	0
2002	N.L., Mil.	0-0	0.00	1	0	0	0	0	1.0	0	0	0	0	0	0	1	0	0
2003	N.L., Chi. (AL)						Did Not Pitch											
2005	N.L., Det.	0-1	9.00	1	0	0	0	0	1.0	2	1	1	1	0	0	0	0	0
2007	N.L., SF						Did Not Pitch											
<b>All-Star Totals</b>		<b>1-2</b>	<b>3.46</b>	<b>6</b>	<b>1</b>	<b>0</b>	<b>0</b>	<b>0</b>	<b>5.2</b>	<b>7</b>	<b>2</b>	<b>2</b>	<b>1</b>	<b>0</b>	<b>1</b>	<b>2</b>	<b>2</b>	<b>0</b>



# WARREN SPAHN

# 21

## PITCHER

Full Name **Warren Edward Spahn**

Batted **Left**

Threw **Left**

Height **6-0**

Weight **175**

DOB **4/23/1921**

Born **Buffalo, NY**

Died: **11/24/2003 in Broken Arrow, OK**

Years With Braves **1942, 1946-64** Number Retired: **1965**

With 363 wins, Warren Spahn is the winningest left-handed pitcher in baseball history. Spahn spent the first 20 of his 21 major league seasons with the Boston and Milwaukee Braves. He holds franchise records for games started (635), innings pitched (5,046), wins (356) and shutouts (63). On baseball's all-time lists, he is sixth in shutouts and eighth in innings pitched. Famous for his fluid, high-kicking delivery, Spahn won 20 or more games 13 times, a National League record, leading the league on eight occasions. Spahn holds major league records for most seasons topping the league in wins and complete games along with most consecutive seasons leading in wins (5, 1957-61) and

complete games (7, 1957-63). Spahn won the 1957 Cy Young Award and was runner-up in 1958, 1960 and 1961. His 14 All-Star Game selections are the most all-time among pitchers. Spahn spun two no-hitters, defeating Philadelphia 4-0 on Sept. 16, 1960, and the San Francisco Giants 1-0 on April 28, 1961, both at County Stadium in Milwaukee. Spahn debuted with the Braves in 1942 and then served with distinction in the Army for three-plus years, being awarded a Purple Heart. "Spahnie," who concluded his career with the New York Mets and Giants in 1965, was inducted into the National Baseball Hall of Fame in 1973 and into the Braves Hall of Fame in 1999.

## COMPLETE RECORD

Year	Club	W-L	ERA	G	GS	CG	SHO	SV	IP	H	R	ER	BB	SO
1940	Bradford	5-4	2.73	12	9	7	1	---	66.0	53	27	20	24	62
1941	Evansville	19-6	1.83	28	---	21	7	---	212.0	154	62	43	90	193
1942	Hartford	17-12	1.96	33	---	25	5	---	248.0	148	65	54	130	141
	Boston	0-0	5.74	4	2	1	0	0	15.2	25	15	10	11	7
1943-45	Military Service													
1946	Boston	8-5	2.94	24	16	8	0	1	125.2	107	46	41	36	67
1947	Boston	21-10	2.33	40	35	22	7	3	289.2	245	87	75	84	123
1948	Boston	15-12	3.71	36	35	16	3	1	257.0	237	115	106	77	114
1949	Boston	21-14	3.07	38	38	25	4	0	302.1	283	125	103	86	151
1950	Boston	21-17	3.16	41	39	25	1	1	293.0	248	123	103	111	191
1951	Boston	22-14	2.98	39	36	26	7	0	310.2	278	111	103	109	164
1952	Boston	14-19	2.98	40	35	19	5	3	290.0	263	109	96	73	183
1953	Milwaukee	23-7	2.10	35	32	24	5	3	265.2	211	75	62	70	148
1954	Milwaukee	21-12	3.14	39	34	23	1	3	283.1	262	107	99	86	136
1955	Milwaukee	17-14	3.26	39	32	16	1	1	245.2	249	99	89	65	110
1956	Milwaukee	20-11	2.78	39	35	20	3	3	281.1	249	92	87	52	128
1957	Milwaukee	21-11	2.69	39	35	18	4	3	271.0	241	94	81	78	111
1958	Milwaukee	22-11	3.07	38	36	23	2	1	290.0	257	106	99	76	150
1959	Milwaukee	21-15	2.96	40	36	21	4	0	292.0	282	106	96	70	143
1960	Milwaukee	21-10	3.50	40	33	18	4	2	267.2	254	114	104	74	154
1961	Milwaukee	21-13	3.02	38	34	21	4	0	262.2	236	96	88	64	115
1962	Milwaukee	18-14	3.04	34	34	22	0	0	269.1	248	97	91	55	118
1963	Milwaukee	23-7	2.60	33	33	22	7	0	259.2	241	85	75	49	102
1964	Milwaukee	6-13	5.29	38	25	4	1	4	173.2	204	110	102	52	78
1965	New York (NL)	4-12	4.36	20	19	5	0	0	126.0	140	70	61	35	56
	San Francisco	3-4	3.39	16	11	3	0	0	71.2	70	34	27	21	34
Minor Totals		41-22	2.00	73	---	53	13	---	526.0	355	154	117	244	396
Braves Totals		356-229	3.05	714	635	374	63	29	5046.0	4620	1912	1710	1378	2493
Major Totals		363-245	3.09	750	665	382	63	29	5243.2	4830	2016	1798	1434	2583

## WORLD SERIES RECORD

Year	Club, Opp	W-L	ERA	G	GS	CG	SHO	IP	H	R	ER	BB	SO
1948	Bos. vs. Cle.	1-1	3.00	3	2	0	0	12.0	10	4	4	3	12
1957	Mil. vs. NY	1-1	4.70	2	2	1	0	15.1	18	8	8	2	2
1958	Mil. vs. NY	2-1	2.20	3	3	2	1	28.2	19	7	7	8	18
W.S. Totals		4-3	3.05	8	7	3	1	56.0	47	19	19	13	32

BRAVES AWARD WINNERS

BBWAA AWARDS

N.L. MOST VALUABLE PLAYER

1914*	Johnny Evers, 2b
1947	Bob Elliott, 3b
1957	Hank Aaron, of
1982	Dale Murphy, of
1983	Dale Murphy, of
1991	Terry Pendleton, 3b
1999	Chipper Jones, 3b

\*Prior to 1931, the League gave an award that reflected what the MVP is today.

N.L. CY YOUNG

1957	Warren Spahn
1991	Tom Glavine
1993	Greg Maddux
1994	Greg Maddux
1995	Greg Maddux
1996	John Smoltz
1998	Tom Glavine

N.L. ROOKIE OF THE YEAR

1948	Alvin Dark, ss
1950	Sam Jethroe, of
1971	Earl Williams, c
1978	Bob Horner, 3b
1990	David Justice, of
2000	Rafael Furcal, ss
2011	Craig Kimbrel, p

N.L. MANAGER OF THE YEAR

1991	Bobby Cox
2004	Bobby Cox
2005	Bobby Cox

SPORTING NEWS

MAJOR LEAGUE  
PLAYER OF THE YEAR

1945	Tommy Holmes, of
1956	Hank Aaron, of
1982	Dale Murphy, of
1983	Dale Murphy, of
2005	Andruw Jones, of

PITCHER OF THE YEAR

1948	Johnny Sain
1953	Warren Spahn
1957	Warren Spahn
1958	Warren Spahn
1961	Warren Spahn
1963	Warren Spahn
1991	Tom Glavine
1993	Greg Maddux
1994	Greg Maddux
1995	Greg Maddux
1996	John Smoltz
2000	Tom Glavine

SPORTING NEWS, CONT.

ROOKIE OF THE YEAR

1959	Carlton Willey, p
1971	Earl Williams, c
1978	Bob Horner, 3b
1982	Steve Bedrosian, p
1983	Craig McMurtry, p
1990	David Justice, of
1995	Chipper Jones, 3b
2000	Rafael Furcal, ss
2010	Jason Heyward, of
2011	Craig Kimbrel, p

COMEBACK PLAYER  
OF THE YEAR

1973	Davey Johnson, 2b
1989	Lonnie Smith, of
1991	Terry Pendleton, 3b
2000	Andres Galarraga, 1b
2003	Javy Lopez, c
2010	Tim Hudson, p

MANAGER OF THE YEAR

1937	Bill McKechnie (ML)
1991	Bobby Cox (NL)
1993	Bobby Cox (NL)
1999	Bobby Cox (NL)
2002	Bobby Cox (NL)
2003	Bobby Cox (NL)
2004	Bobby Cox (NL)
2005	Bobby Cox (NL)

EXECUTIVE OF THE YEAR

1953	Louis Perini
------	--------------

MAJOR LEAGUE ALL-STAR TEAM

1928	Rogers Hornsby, 2b
1933	Wally Berger, of
1945	Tommy Holmes, of
1948	Bob Elliott, 3b
	Johnny Sain, p
1953	Warren Spahn, p
1955	Eddie Mathews, 3b
1956	Hank Aaron, of
1957	Red Schoendienst, 2b
	Eddie Mathews, 3b
1957	Warren Spahn, p
1958	Hank Aaron, of
	Del Crandall, c
	Warren Spahn, p
1959	Eddie Mathews, 3b
	Hank Aaron, of
1960	Eddie Mathews, 3b
	Del Crandall, c
	Warren Spahn, p

Team selected at the end of each season in a poll of players.

SPORTING NEWS, CONT.

N.L. ALL-STAR TEAM

1961	Frank Bolling, 2b
	Warren Spahn, p
1962	Del Crandall, c
1963	Hank Aaron, of
1964	Joe Torre, c
1965	Hank Aaron, of
	Joe Torre, c
1966	Felipe Alou, 1b
	Joe Torre, c
1967	Hank Aaron, of
1969	Hank Aaron, of
1970	Hank Aaron, of
1971	Hank Aaron, of
1973	Davey Johnson, 2b
	Darrell Evans, 3b
1976	Willie Montanez, 1b
1982	Dale Murphy, of
1983	Glenn Hubbard, 2b
	Dale Murphy, of
1984	Dale Murphy, of
1985	Dale Murphy, of
1991	Tom Glavine, p
	Ron Gant, of
	Terry Pendleton, 3b
1992	Tom Glavine, p
	Steve Avery, p
1993	Greg Maddux, p
	David Justice, of
	Fred McGriff, 1b
1994	Greg Maddux, p
1995	Greg Maddux, p
1996	John Smoltz, p
1997	Jeff Blauser, ss
	Denny Neagle, p
1998	Tom Glavine, p
1999	Chipper Jones, 3b
2000	Tom Glavine, p
	Chipper Jones, 3b
	Greg Maddux, p
2003	Marcus Giles, 2b
	Javy Lopez, c
	Gary Sheffield, of
2004	J.D. Drew, of
	Johnny Estrada, c
2005	Andruw Jones, of
2006	Andruw Jones, of
	Brian McCann, c
2010	Brian McCann, c
	Martin Prado, 2b
2011	Craig Kimbrel, p
	Brian McCann, c
2014	Craig Kimbrel, p
	Justin Upton, of
2016	Freddie Freeman, 1b

Team selected at the end of each season in a poll of players.

## AP

## MANAGER OF THE YEAR

1982	Joe Torre
1991	Bobby Cox

## UPI

## EXECUTIVE OF THE YEAR

1991	John Schuerholz
------	-----------------

COMEBACK PLAYER  
OF THE YEAR

1990	Ron Gant
------	----------

## LOUISVILLE SLUGGER

## SILVER SLUGGER AWARD

1982	Dale Murphy, of
1983	Dale Murphy, of
1984	Dale Murphy, of
1985	Dale Murphy, of
1991	Ron Gant, of
	Tom Glavine, p
1993	David Justice, of
	Fred McGriff, 1b
1995	Tom Glavine, p
1996	Tom Glavine, p
1997	Jeff Blauser, ss
	John Smoltz, p
1998	Tom Glavine, p
1999	Chipper Jones, 3b
2000	Chipper Jones, 3b
2003	Mike Hampton, p
	Javy Lopez, c
	Gary Sheffield, of
2004	Johnny Estrada, c
2005	Andruw Jones, of
2006	Brian McCann, c
2008	Brian McCann, c
2009	Brian McCann, c
2010	Brian McCann, c
2011	Brian McCann, c
2014	Justin Upton, of

Team selected at the end of each season in a poll of N.L. managers and coaches.

## RAWLINGS

## GOLD GLOVE AWARD

1958	Del Crandall, c
	Hank Aaron, of
1959	Del Crandall, c
	Hank Aaron, of
1960	Del Crandall, c
	Hank Aaron, of
1962	Del Crandall, c
1965	Joe Torre, c
1969	Felix Millan, 2b
	Clete Boyer, 3b
1972	Felix Millan, 2b
1978	Phil Niekro, p
1979	Phil Niekro, p
1980	Phil Niekro, p
1982	Phil Niekro, p
	Dale Murphy, of
1983	Phil Niekro, p
	Dale Murphy, of
1984	Dale Murphy, of
1985	Dale Murphy, of
1986	Dale Murphy, of
1992	Terry Pendleton, 3b
1993	Greg Maddux, p
1994	Greg Maddux, p
1995	Greg Maddux, p
	Marquis Grissom, of
1996	Greg Maddux, p
	Marquis Grissom, of
1997	Greg Maddux, p
1998	Greg Maddux, p
	Andruw Jones, of
1999	Greg Maddux, p
	Andruw Jones, of
2000	Greg Maddux, p
	Andruw Jones, of
2001	Greg Maddux, p
	Andruw Jones, of
2002	Greg Maddux, p
	Andruw Jones, of
2003	Mike Hampton, p
	Andruw Jones, of
2004	Andruw Jones, of
2005	Andruw Jones, of
2006	Andruw Jones, of
2007	Jeff Francoeur, of
	Andruw Jones, of
2012	Jason Heyward, of
2013	Andrelton Simmons, ss
2014	Jason Heyward, of
	Andrelton Simmons, ss
2016	Ender Inciarte, of

Team selected at the end of each season in a poll of N.L. managers and coaches

## PLATINUM GLOVE AWARD

2013	Andrelton Simmons, ss
------	-----------------------

One player from each league chosen at the end of the season as the best overall fielder.

## TOPPS

## ROOKIE ALL-STAR TEAM

1961	Joe Torre, c
1964	Rico Carty, of
1969	Bob Didier, c
1971	Earl Williams, c
1976	Jerry Royster, 3b
1978	Bob Horner, 3b
1981	Rufino Linares, of
1986	Andres Thomas, ss
1988	Ron Gant, 2b
1990	David Justice, of
1993	Greg McMichael, rhp
1994	Javy Lopez, c
	Jose Oliva, 3b
	Ryan Klesko, of
1995	Chipper Jones, 3b
1996	Jermaine Dye, of
1997	Andruw Jones, of
2000	Rafael Furcal, ss
2002	Damian Moss, lhp
2004	Adam LaRoche, 1b
2005	Jeff Francoeur, of
	Brian McCann, c
2009	Tommy Hanson, rhp
2010	Jason Heyward, of
2011	Craig Kimbrel, rp

## BASEBALL DIGEST

## ROOKIE ALL-STAR TEAM

1971	Earl Williams, c
1978	Bob Horner, 3b
1982	Steve Bedrosian, rp
1983	Craig McMurtry, sp
1988	Ron Gant, 2b
1990	David Justice, of
1994	Javy Lopez, c
1995	Chipper Jones, 3b
	Brad Clontz, rp
1996	Jermaine Dye, of
1997	Andruw Jones, of
1998	Kerry Ligtenberg, rp
2000	Rafael Furcal, ss
2002	Damian Moss, sp
2003	Horacio Ramirez, sp
2004	Adam LaRoche, 1b
2005	Jeff Francoeur, of
2008	Jair Jurrjens, sp
2010	Jason Heyward, of
2011	Freddie Freeman, 1b
	Craig Kimbrel, cl
2013	Evan Gattis, c
	Julio Teheran, sp

# MAJOR LEAGUE BASEBALL AWARD WINNERS

## HANK AARON AWARD

2005 Andruw Jones, of

## ROBERTO CLEMENTE AWARD

1988 Dale Murphy, of  
2005 John Smoltz, p

## COMEBACK PLAYER OF THE YEAR

2010 Tim Hudson, p

## N.L. PLAYER OF THE MONTH

May 1959	Hank Aaron
September 1959	Eddie Mathews
May 1965	Joe Torre
June 1967	Hank Aaron
May 1970	Rico Carty
August 1973	Davey Johnson
May 1974	Ralph Garr
July 1980	Bob Horner
August 1980	Dale Murphy
April 1982	Dale Murphy
September 1982	Claudell Washington
September 1983	Dale Murphy
September 1984	Dale Murphy
April 1985	Dale Murphy
August 1986	Dale Murphy
August 1990	David Justice
April 1991	David Justice
July 1993	Fred McGriff
June 2005	Andruw Jones
August 2005	Andruw Jones
August 2007	Mark Teixeira
May 2010	Troy Glaus
August 2011	Dan Uggla
April 2013	Justin Upton
September 2016	Freddie Freeman

## N.L. PITCHER OF THE MONTH

July 1958	Joey Jay
August 1958	Lew Burdette
August 1960	Warren Spahn
August 1961	Warren Spahn
June 1974	Buzz Capra
June 1976	Andy Messersmith
August 1981	Rick Camp
April 1983	Pascual Perez
April 1991	Tom Glavine
July 1992	Tom Glavine
August 1993	Greg Maddux
July 1995	Greg Maddux
September 1995	Greg Maddux
April 1996	John Smoltz
May 1996	John Smoltz
April 1997	Tom Glavine
April 1998	Tom Glavine
June 1998	Greg Maddux
April 1999	John Smoltz
August 1999	Greg Maddux
September 2000	Greg Maddux
June 2001	Greg Maddux
July 2001	Greg Maddux
July 2004	Russ Ortiz
September 2009	Jair Jurrjens
August 2010	Tim Hudson
September 2010	Derek Lowe
May 2011	Jair Jurrjens
August 2012	Kris Medlen
September 2012	Kris Medlen
September 2013	Kris Medlen

## N.L. ROOKIE OF THE MONTH

June 2008	Jair Jurrjens
June 2009	Tommy Hanson
April 2010	Jason Heyward
May 2010	Jason Heyward
June 2011	Craig Kimbrel
July 2011	Freddie Freeman
August 2011	Craig Kimbrel
June 2012	Andrelton Simmons
April 2013	Evan Gattis
May 2013	Evan Gattis

**Note:** MLB Awards selected each month by vote of N.L. media. From 1958 to 1974, one award was given per month. Since 1975, separate player and pitcher honors have been awarded. Rookie of the Month voting began in 2001.



# BRAVES SELECTED FOR THE ALL-STAR GAME

1933	Wally Berger, of	1962	Hank Aaron, of	1994	David Justice, of
1934	Wally Berger, of Fred Frankhouse, p		Frank Bolling, 2b		Greg Maddux, p
1935	Wally Berger, of		Del Crandall, c	1995	<b>Fred McGriff, 1b (MVP)</b>
1936	Wally Berger, of		Bob Shaw, p		Greg Maddux, p
1937	Gene Moore, of		Warren Spahn, p		Fred McGriff, 1b
1938	Tony Cuccinello, 2b		<b>Second game additions:</b>	1996	Tom Glavine, p
	Jim Turner, p		Henry Aaron, of (missed first game due to injury)		Chipper Jones, 3b
1939	Lou Fette, p		Eddie Mathews, 3b		Greg Maddux, p
1940	Max West, of	1963	Hank Aaron, of		Fred McGriff, 1b
1941	Eddie Miller, ss		Warren Spahn, p		John Smoltz, p
1942	Ernie Lombardi, c		Joe Torre, c	1997	Mark Wohlers, p
	Eddie Miller, ss	1964	Hank Aaron, of		Jeff Blauser, ss
1943	Al Javery, p		Joe Torre, c		Tom Glavine, p
1944	Nate Andrews, p	1965	Hank Aaron, of		Chipper Jones, 3b
	Al Javery, p		Joe Torre, c		Kenny Lofton, of
	Connie Ryan, 2b	1966	Hank Aaron, of		Javy Lopez, c
1945	No game		Felipe Alou, of		Greg Maddux, p
1946	Mort Cooper, p		Joe Torre, c	1998	Denny Neagle, p
	Johnny Hopp, of	1967	Hank Aaron, of		Andres Galarrraga, 1b
	Phil Masi, c		Joe Torre, c		Tom Glavine, p
1947	Bob Elliott, 3b		Denny Lemaster, p		Chipper Jones, 3b
	Phil Masi, c	1968	Hank Aaron, of		Javy Lopez, c
	Johnny Sain, p		Felipe Alou, of	1999	Greg Maddux, p
	Warren Spahn, p		Ron Reed, p		Walt Weiss, ss
1948	Bob Elliott, 3b	1969	Hank Aaron, of		Brian Jordan, of
	Tommy Holmes, of		Felix Millan, 2b	2000	Kevin Millwood, p
	Phil Masi, c		Phil Niekro, p		Andres Galarrraga, 1b
	Johnny Sain, p	1970	Hank Aaron, of		Tom Glavine, p
	Eddie Stanky, 2b		Rico Carty, of		Andruw Jones, of
1949	Vern Bickford, p		Felix Millan, 2b	2001	Chipper Jones, 3b
	Warren Spahn, p		Hoyt Wilhelm, p		Greg Maddux, p
1950	Walker Cooper, c	1971	Hank Aaron, of		John Burkett, p
	Warren Spahn, p		Felix Millan, 2b	2002	Chipper Jones, 3b
1951	Bob Elliott, 3b	1972	Hank Aaron, of		Tom Glavine, p
	Warren Spahn, p	1973	Hank Aaron, of		Andruw Jones, of
1952	Warren Spahn, p		Darrell Evans, 3b	2003	Mike Remlinger, p
1953	Del Crandall, c		Davey Johnson, 2b		Marcus Giles, 2b
	Eddie Mathews, 3b	1974	Hank Aaron, of		Rafael Furcal, ss
	Warren Spahn, p		Ralph Garr, of		Andruw Jones, of
1954	Gene Conley, p		Buzz Capra, p		Javy Lopez, c
	Jim Wilson, p	1975	Phil Niekro, p		Russ Ortiz, p
	Del Crandall, c	1976	Andy Messersmith, p		Gary Sheffield, of
	Warren Spahn, p		Dick Ruthven, p	2004	John Smoltz, p
1955	Hank Aaron, of	1977	Willie Montanez, 1b	2005	Johnny Estrada, c
	Gene Conley, p	1978	Jeff Burroughs, of		Andruw Jones, of
	Del Crandall, c		Phil Niekro, p	2006	John Smoltz, p
	Johnny Logan, ss		Biff Pocoroba, c		Andruw Jones, of
1956	Eddie Mathews, 3b	1979	Gary Matthews, of		Brian McCann, c
	Hank Aaron, of	1980	Dale Murphy, of	2007	Edgar Renteria, ss
	Del Crandall, c	1981	Bruce Benedict, c		Brian McCann, c
	Eddie Mathews, 3b	1982	Bob Horner, 3b	2008	John Smoltz, p
	Warren Spahn, p		Dale Murphy, of		Chipper Jones, 3b
1957	Hank Aaron, of		Phil Niekro, p		Brian McCann, c
	Lew Burdette, p	1983	Bruce Benedict, c	2009	Brian McCann, c
	Johnny Logan, ss		Glenn Hubbard, 2b	2010	Jason Heyward, of
	Eddie Mathews, 3b		Dale Murphy, of		Tim Hudson, p
	Red Schoendienst, 2b		Pascual Perez, p		Omar Infante, inf
1958	Warren Spahn, p	1984	Dale Murphy, of		<b>Brian McCann, c (MVP)</b>
	Hank Aaron, of		Rafael Ramirez, ss		Martin Prado, 2b
	Del Crandall, c		Claudell Washington, of	2011	Billy Wagner, p
	Johnny Logan, ss	1985	Dale Murphy, of		Chipper Jones, 3b
	Eddie Mathews, 3b	1986	Dale Murphy, of		Jair Jurrjens, p
	Don McMahon, p	1987	Dale Murphy, of		Craig Kimbrel, p
	Warren Spahn, p		Ozzie Virgil, c	2012	Craig Kimbrel, p
1959	Hank Aaron, of	1988	Gerald Perry, 1b		Dan Uggla, 2b
	Lew Burdette, p	1989	John Smoltz, p		Freddie Freeman, 1b
	Del Crandall, c	1990	Greg Olson, c	2013	Freddie Freeman, 1b
	Eddie Mathews, 3b	1991	Tom Glavine, p		Craig Kimbrel, p
	Warren Spahn, p	1992	Tom Glavine, p		Brian McCann, c
	<b>Second game addition:</b>		John Smoltz, p	2014	Freddie Freeman, 1b
	Johnny Logan, ss		Terry Pendleton, 3b		Craig Kimbrel, p
1960	Hank Aaron, of	1993	Ron Gant, of		Brian McCann, c
	Joe Adcock, 1b		Steve Avery, p	2015	Julio Teheran, p
	Bob Buhl, p		Tom Glavine, p	2016	Shelby Miller, p
	Del Crandall, c		John Smoltz, p		Julio Teheran, p
1961	Eddie Mathews, 3b		Jeff Blauser, ss		
	Hank Aaron, of		David Justice, of		
	Frank Bolling, 2b				
	Eddie Mathews, 3b				
	Warren Spahn, p				

# BRAVES PITCHING FEATS

## 20-GAME WINNERS

(SINCE 1900, BY MOST WINS)		
1902	Togie Pittinger .....	27-16
1902	Vic Willis .....	27-20
1914	Bill James .....	26-7
1914	Dick Rudolph .....	26-10
1996	John Smoltz .....	24-8
1965	Tony Cloninger .....	24-11
1948	Johnny Sain .....	24-15
1953	Warren Spahn .....	23-7
1963	Warren Spahn .....	23-7
1969	Phil Niekro .....	23-13
1993	Tom Glavine .....	22-6
1958	Warren Spahn .....	22-11
1951	Warren Spahn .....	22-14
1915	Dick Rudolph .....	22-19
2003	Russ Ortiz .....	21-7
2000	Tom Glavine .....	21-9
1947	Warren Spahn .....	21-10
1960	Warren Spahn .....	21-10
1957	Warren Spahn .....	21-11
1947	Johnny Sain .....	21-12
1954	Warren Spahn .....	21-12
1961	Warren Spahn .....	21-13
1949	Warren Spahn .....	21-14
1959	Lew Burdette .....	21-15
1959	Warren Spahn .....	21-15
1950	Warren Spahn .....	21-17
1979	Phil Niekro .....	21-20
1997	Denny Neagle .....	20-5
1998	Tom Glavine .....	20-6
1992	Tom Glavine .....	20-8
1933	Ben Cantwell .....	20-10
1937	Lou Fette .....	20-10
1958	Lew Burdette .....	20-10
1993	Greg Maddux .....	20-10
1937	Jim Turner .....	20-11
1956	Warren Spahn .....	20-11
1991	Tom Glavine .....	20-11
1950	Johnny Sain .....	20-13
1974	Phil Niekro .....	20-13
1900	Bill Dineen .....	20-14
1921	Joe Oeschger .....	20-14
1946	Johnny Sain .....	20-14
1901	Vic Willis .....	20-17
1905	Irv Young .....	20-21

## N.L. WIN LEADERS

(BY YEAR)		
1877	Tommy Bond .....	40
1878	Tommy Bond .....	40
1888	John Clarkson .....	33
1889	John Clarkson .....	49
1897	Kid Nichols .....	31
1898	Kid Nichols .....	32
1914	Dick Rudolph (Tie) .....	27
1948	Johnny Sain .....	24
1949	Warren Spahn .....	21
1950	Warren Spahn .....	20
1953	Warren Spahn (Tie) .....	23
1957	Warren Spahn .....	21
1958	Warren Spahn (Tie) .....	22
1959	Warren Spahn (Tie) .....	21
1960	Warren Spahn (Tie) .....	21
1961	Warren Spahn (Tie) .....	21
1974	Phil Niekro (Tie) .....	20
1979	Phil Niekro (Tie) .....	21
1991	Tom Glavine (Tie) .....	20
1992	Tom Glavine (Tie) .....	20
1993	Tom Glavine (Tie) .....	22
1994	Greg Maddux (Tie) .....	16
1995	Greg Maddux .....	19
1996	John Smoltz .....	24
1997	Denny Neagle .....	20
1998	Tom Glavine .....	20
2000	Tom Glavine .....	21
2003	Russ Ortiz .....	21
2006	John Smoltz (Tie) .....	16

## N.L. STRIKEOUT LEADERS

(BY YEAR)		
1877	Tommy Bond .....	170
1878	Tommy Bond .....	182
1883	Jim Whitney .....	345
1889	John Clarkson .....	284
1902	Vic Willis .....	225
1949	Warren Spahn .....	151
1950	Warren Spahn .....	191
1951	Warren Spahn (Tie) .....	164
1952	Warren Spahn .....	183
1977	Phil Niekro .....	262
1992	John Smoltz .....	215
1996	John Smoltz .....	276

## N.L. ERA LEADERS

(BY YEAR)		
1879	Tommy Bond .....	1.96
1899	John Clarkson .....	2.73
1937	Jim Turner .....	2.38
1947	Warren Spahn .....	2.33
1951	Chet Nichols .....	2.88
1953	Warren Spahn .....	2.10
1956	Lew Burdette .....	2.71
1961	Warren Spahn .....	3.01
1967	Phil Niekro .....	1.87
1974	Buzz Capra .....	2.28
1993	Greg Maddux .....	2.36
1994	Greg Maddux .....	1.56
1995	Greg Maddux .....	1.63
1998	Greg Maddux .....	2.22

## 12 CONSECUTIVE WINS

14	John Smoltz .....	1996
13	Charlie Buffinton .....	1884
13	Tom Glavine .....	1992
12	Dick Rudolph .....	1914

## TOP WINNING PERCENTAGE

Below are the top career winning percentages by a pitcher in franchise history.  
(since 1900, minimum 100 decisions)

### RIGHT-HANDERS

Pitcher	Years	Won-Lost	Pct.
1. Greg Maddux	1993-2003	194-88	.688
2. Kevin Millwood	1997-2002	75-46	.620
3. Tim Hudson	2005-13	113-72	.611
4. Bob Buhl	1953-62	109-72	.602
5. Lew Burdette	1951-63	179-120	.599

### LEFT-HANDERS

Pitcher	Years	Won-Lost	Pct.
1. Tom Glavine	1987-2002, '08	244-147	.624
2. Warren Spahn	1942-64	356-229	.609
3. Steve Avery	1990-96	72-62	.537
4. George "Lefty" Tyler	1910-17	92-92	.500
5. Denny Lemaster	1962-67	58-59	.496

## BRAVES NO-HITTERS

Date	Pitcher/Opponent	D/N	Score
8/6/1892	Jack Stivetts vs. Brooklyn	Day	11-0
8/7/1899	Vic Willis vs. Washington	Day	7-1
5/8/1907	Frank Pfeffer vs. Cincinnati	Day	6-0
9/9/1914 [2]	George Davis vs. Philadelphia	Day	7-0
6/16/1916	Tom Hughes vs. Pittsburgh	Day	2-0
4/27/1944	Jim Tobin vs. Brooklyn	Day	2-0
8/11/1950	Vern Bickford vs. Brooklyn	Night	7-0
6/12/1954	Jim Wilson vs. Philadelphia	Day	2-0
8/18/1960	Lew Burdette vs. Philadelphia	Night	1-0
9/16/1960	Warren Spahn vs. Philadelphia	Night	4-0
4/28/1961	Warren Spahn vs. San Francisco	Night	1-0
8/5/1973	Phil Niekro vs. San Diego	Day	9-0
9/11/1991	Kent Mercker, Mark Wohlers, Alejandro Pena vs. San Diego	Night	1-0
4/8/1994	Kent Mercker at Los Angeles	Night	6-0

## NO-HIT GAMES VS. BRAVES

Date	Pitcher/Opponent	D/N	Score
8/19/1880	Larry Corcoran, at Chicago	Day	6-0
4/22/1898	Jim Hughes, at Baltimore	Day	8-0
7/8/1898	Red Donahue, at Philadelphia	Day	5-0
9/5/1908 [2]	Nap Rucker, at Brooklyn	Day	6-0
7/17/1924	Jesse Haines, at St. Louis	Day	5-0
6/11/1938	Johnny Vander Meer, at Cincinnati	Day	3-0
5/15/1944	Clyde Shoun, at Cincinnati	Day	1-0
4/23/1946	Ed Head, at Brooklyn	Day	5-0
6/18/1947	Ewell Blackwell, at Cincinnati	Night	6-0
5/6/1951 [2]	Cliff Chambers, vs. Pittsburgh (at Boston)	Day	3-0
6/18/1967	Don Wilson, at Houston	Day	2-0
8/18/1969	Ken Holtzman, at Chicago	Day	3-0
9/29/1976	John Montefusco, San Francisco (at Atlanta)	Day	9-0
4/7/1979	Ken Forsch, at Houston	Day	6-0
5/18/2004	Randy Johnson, Arizona (at Atlanta) - perfect game	Night	2-0
4/17/2010	Ubaldo Jimenez, Colorado (at Atlanta)	Night	4-0
9/1/2014	Cole Hamels, Jake Diekman, Ken Giles, Jonathan Papelbon, Phila. (at Atlanta)	Day	7-0

## BEST PITCHING STARTS

In research dating back to 1900, the Elias Sports Bureau found the following Braves who started a season with a record of at least 5-0.

Pitcher	Start	Year	Notes
Ed Brandt	8-0	1931	In consecutive starts, all complete games.
Warren Spahn	8-0	1947	Covered 8 starts plus a ND in relief.
Jim Wilson	8-0	1954	In 8 consecutive starts.
Larry McWilliams	7-0	1978	Was called up from minors on July 17; win streak is at beginning of his season.
Rick Mahler	7-0	1985	In 7 consecutive starts.
*Pete Smith	7-0	1992	Covered 11 starts and 1 relief appearance.
Tom Glavine	7-0	1993	In 10 starts.
Denny Neagle	7-0	1997	In 10 starts.
Mike Remlinger	7-0	2002	All in relief (57 games).
Oscar Villarreal	7-0	2006	All in relief (31 games).
George Stone	6-0	1969	In 13 games with 3 wins as a starter.
Pascual Perez	5-0	1983	In consecutive starts.
Tom Glavine	5-0	1989	In 7 starts.
Mark Wohlers	5-0	1994	All in relief (37 games).
*Terrell Wade	5-0	1996	Covered 36 relief appearances and 8 starts.
Tom Glavine	5-0	2000	In 7 starts.
Tommy Hanson	5-0	2009	In 8 starts.
*Luis Avilan	5-0	2013	All in relief (75 games).

\*Finished the season with a perfect record.

# ATLANTA PITCHING – CAREER TOP 10

## GAMES

John Smoltz .....	708
Phil Niekro .....	689
Gene Garber .....	557
Tom Glavine .....	518
Rick Camp .....	414
Mark Wohlers .....	388
Greg Maddux .....	363
Steve Bedrosian .....	350
Eric O’Flaherty .....	334
Mike Remlinger .....	327

## INNINGS PITCHED

Phil Niekro .....	4533.0
Tom Glavine .....	3408.0
John Smoltz .....	3395.0
Greg Maddux .....	2526.2
Tim Hudson .....	1573.0
Rick Mahler .....	1558.2
Ron Reed .....	1419.2
Pat Jarvis .....	1244.2
Steve Avery .....	1222.1
Kevin Millwood .....	1004.1

## WINS

Phil Niekro .....	266
Tom Glavine .....	244
John Smoltz .....	210
Greg Maddux .....	194
Tim Hudson .....	113
Pat Jarvis .....	83
Ron Reed .....	80
Rick Mahler .....	79
Kevin Millwood .....	75
Steve Avery .....	72

## ERA (1,000 IP)

Greg Maddux .....	2.63
Phil Niekro .....	3.20
John Smoltz .....	3.26
Tom Glavine .....	3.41
Tim Hudson .....	3.56
Pat Jarvis .....	3.59
Kevin Millwood .....	3.73
Ron Reed .....	3.74
Steve Avery .....	3.83
Rick Mahler .....	4.00

## GAMES STARTED

Phil Niekro .....	594
Tom Glavine .....	518
John Smoltz .....	466
Greg Maddux .....	363
Tim Hudson .....	243
Rick Mahler .....	218
Ron Reed .....	203
Steve Avery .....	201
Pat Jarvis .....	169
Kevin Millwood .....	160

## COMPLETE GAMES

Phil Niekro .....	226
Greg Maddux .....	61
John Smoltz .....	53
Tom Glavine .....	52
Ron Reed .....	47
Pat Jarvis .....	42
Rick Mahler .....	36
Carl Morton .....	29
George Stone .....	20
Ken Johnson .....	18
Denny Lemaster .....	18

## SHUTOUTS

Phil Niekro .....	43
Tom Glavine .....	22
Greg Maddux .....	21
John Smoltz .....	16
Pat Jarvis .....	8
Carl Morton .....	8
Dick Ruthven .....	7
Steve Avery .....	6
Rick Mahler .....	6
Denny Neagle .....	6
Ron Reed .....	6
Zane Smith .....	6

## SAVES

Craig Kimbrel .....	186
John Smoltz .....	154
Gene Garber .....	141
Mark Wohlers .....	112
John Rocker .....	83
Cecil Upshaw .....	78
Rick Camp .....	57
Mike Stanton .....	55
Kerry Ligtenberg .....	44
Greg McMichael .....	44

## STRIKEOUTS

John Smoltz .....	3011
Phil Niekro .....	2855
Tom Glavine .....	2091
Greg Maddux .....	1828
Tim Hudson .....	997
Kevin Millwood .....	840
Steve Avery .....	815
Ron Reed .....	778
Rick Mahler .....	765
Pat Jarvis .....	736

## WALKS

Phil Niekro .....	1425
Tom Glavine .....	1177
John Smoltz .....	992
Rick Mahler .....	501
Tim Hudson .....	464
Greg Maddux .....	383
Steve Avery .....	371
Zane Smith .....	366
Pat Jarvis .....	364
Ron Reed .....	353

## LOSSES

Phil Niekro .....	227
Tom Glavine .....	147
John Smoltz .....	147
Rick Mahler .....	89
Greg Maddux .....	88
Ron Reed .....	88
Gene Garber .....	73
Tim Hudson .....	72
Pat Jarvis .....	72
Steve Avery .....	62

## HITS ALLOWED

Phil Niekro .....	4136
Tom Glavine .....	3241
John Smoltz .....	2979
Greg Maddux .....	2273
Rick Mahler .....	1656
Tim Hudson .....	1490
Ron Reed .....	1424
Steve Avery .....	1180
Pat Jarvis .....	1143
Carl Morton .....	1021

# FRANCHISE PITCHING – CAREER TOP 10

SINCE 1900

## GAMES

Phil Niekro .....	740
Warren Spahn.....	714
John Smoltz .....	708
Kid Nichols .....	557
Gene Garber .....	557
Tom Glavine .....	518
Lew Burdette .....	468
Rick Camp .....	414
Mark Wohlers .....	388
Greg Maddux .....	363

## INNINGS PITCHED

Warren Spahn.....	5046.0
Phil Niekro .....	4622.2
Kid Nichols .....	4538.0
Tom Glavine .....	3408.0
John Smoltz .....	3395.0
Lew Burdette .....	2638.0
Vic Willis .....	2575.0
Greg Maddux .....	2526.2
Jim Whitney .....	2263.0
Tommy Bond .....	2127.0

## WINS

Warren Spahn.....	356
Kid Nichols .....	328
Phil Niekro .....	268
Tom Glavine .....	244
John Smoltz .....	210
Greg Maddux .....	194
Lew Burdette .....	179
Vic Willis .....	151
Tommy Bond .....	149
Jim Whitney .....	134

## ERA (1,000 IP)

Dick Rudolph.....	2.62
Greg Maddux .....	2.63
Vic Willis .....	2.88
Kid Nichols .....	3.00
Warren Spahn.....	3.05
Lefty Tyler .....	3.06
Jesse Barnes.....	3.07
Togie Pittenge.....	3.08
Irv Young .....	3.15
Phil Niekro .....	3.20

## GAMES STARTED

Warren Spahn.....	635
Phil Niekro .....	595
Tom Glavine.....	518
Kid Nichols.....	502
John Smoltz .....	466
Greg Maddux.....	363
Lew Burdette.....	330
Vic Willis .....	302
Jim Whitney .....	257
Tim Hudson.....	243

## COMPLETE GAMES

Kid Nichols.....	477
Warren Spahn.....	374
Vic Willis .....	268
Jim Whitney .....	242
Phil Niekro .....	226
Tommy Bond .....	225
Dick Rudolph.....	171
Lew Burdette.....	146
Togie Pittenger .....	141
Lefty Tyler .....	132

## SHUTOUTS

Warren Spahn.....	63
Kid Nichols.....	44
Phil Niekro .....	43
Tommy Bond .....	30
Lew Burdette.....	30
Dick Rudolph.....	27
Vic Willis .....	26
Tom Glavine.....	22
Lefty Tyler .....	22
Greg Maddux.....	21

## SAVES

Craig Kimbrel .....	186
John Smoltz .....	154
Gene Garber .....	141
Mark Wohlers .....	112
John Rocker .....	83
Cecil Upshaw .....	78
Rick Camp .....	57
Mike Stanton .....	55
Kerry Ligtenberg.....	44
Greg McMichael .....	44

## STRIKEOUTS

John Smoltz .....	3011
Phil Niekro .....	2912
Warren Spahn.....	2493
Tom Glavine .....	2091
Greg Maddux.....	1828
Kid Nichols.....	1672
Vic Willis .....	1161
Jim Whitney .....	1157
Tim Hudson.....	997
Lew Burdette.....	923

## WALKS

Phil Niekro .....	1458
Warren Spahn.....	1378
Kid Nichols.....	1159
Tom Glavine .....	1177
John Smoltz .....	992
Vic Willis .....	854
Bob Buhl.....	782
Lefty Tyler .....	678
Ed Brandt .....	611
Bob Smith .....	561

## LOSSES

Phil Niekro .....	230
Warren Spahn.....	229
Kid Nichols.....	180
Vic Willis .....	149
Tom Glavine .....	147
John Smoltz .....	147
Jim Whitney .....	124
Lew Burdette.....	120
Bob Smith .....	120
Ed Brandt .....	119

## HITS ALLOWED

Warren Spahn.....	4620
Kid Nichols.....	4434
Phil Niekro .....	4224
Tom Glavine .....	3241
John Smoltz .....	2979
Lew Burdette.....	2698
Greg Maddux.....	2273
Bob Smith .....	2010
Dick Rudolph.....	1948
Vic Willis .....	1845



# ATLANTA PITCHING – SINGLE-SEASON TOP 10

## GAMES

87.....	Peter Moylan .....	2009
85.....	Peter Moylan .....	2010
85.....	Jonny Venters .....	2011
84.....	Chris Reitsma .....	2004
83.....	Will Ohman .....	2008
81.....	Brad Clontz .....	1996
80.....	Ray King .....	2003
80.....	Peter Moylan .....	2007
80.....	Mike Gonzalez.....	2009
79.....	Antonio Alfonseca	2004
79.....	Jonny Venters .....	2010
79.....	Craig Kimbrel.....	2011

## INNINGS PITCHED

342.0 ..	Phil Niekro .....	1979
334.1...	Phil Niekro.....	1978
330.1...	Phil Niekro.....	1977
302.1...	Phil Niekro.....	1974
284.1...	Phil Niekro.....	1969
282.1...	Phil Niekro.....	1972
278.2 ..	Carl Morton.....	1975
276.2 ..	Phil Niekro.....	1975
275.0 ..	Phil Niekro.....	1980
274.2 ..	Carl Morton.....	1974

## WINS

24.....	John Smoltz .....	1996
23.....	Phil Niekro .....	1969
22.....	Tom Glavine .....	1993
21.....	Phil Niekro.....	1979
21.....	Tom Glavine .....	2000
21.....	Russ Ortiz .....	2003
20.....	Phil Niekro.....	1974
20.....	Tom Glavine .....	1991
20.....	Tom Glavine .....	1992
20.....	Greg Maddux.....	1993
20.....	Denny Neagle.....	1997
20.....	Tom Glavine .....	1998

## ERA (1,000 IP)

1.56.....	Greg Maddux.....	1994
1.63.....	Greg Maddux.....	1995
1.87.....	Phil Niekro.....	1967
2.20.....	Greg Maddux.....	1997
2.22.....	Greg Maddux.....	1998
2.28.....	Buzz Capra.....	1974
2.36.....	Greg Maddux.....	1993
2.38.....	Phil Niekro.....	1974
2.47.....	Tom Glavine .....	1998
2.55.....	Tom Glavine .....	1991

## GAMES STARTED

44.....	Phil Niekro.....	1979
43.....	Phil Niekro.....	1977
42.....	Phil Niekro.....	1978
39.....	Phil Niekro.....	1974
39.....	Carl Morton.....	1975
39.....	Rick Mahler .....	1985
39.....	Rick Mahler .....	1986
38.....	Tony Cloninger .....	1966
38.....	Carl Morton.....	1974
38.....	Phil Niekro.....	1980

## COMPLETE GAMES

23.....	Phil Niekro.....	1979
22.....	Phil Niekro.....	1978
21.....	Phil Niekro.....	1969
20.....	Phil Niekro.....	1977
18.....	Phil Niekro.....	1974
18.....	Phil Niekro.....	1971
17.....	Phil Niekro.....	1972
15.....	Phil Niekro.....	1968
14.....	Pat Jarvis .....	1968
13.....	Phil Niekro.....	1975

## SHUTOUTS

6.....	Phil Niekro.....	1974
5.....	Phil Niekro.....	1968
5.....	Buzz Capra.....	1974
5.....	Tom Glavine .....	1992
5.....	Greg Maddux.....	1998
4.....	Phil Niekro.....	1969
4.....	Phil Niekro.....	1971
4.....	Carl Morton.....	1973
4.....	Dick Ruthven .....	1976
4.....	Phil Niekro.....	1978
4.....	Tom Glavine .....	1989
4.....	Denny Neagle.....	1997

## SAVES

55.....	John Smoltz .....	2002
50.....	Craig Kimbrel.....	2013
47.....	Craig Kimbrel.....	2014
46.....	Craig Kimbrel.....	2011
45.....	John Smoltz .....	2003
44.....	John Smoltz .....	2004
42.....	Craig Kimbrel.....	2012
39.....	Mark Wohlers.....	1996
38.....	John Rocker .....	1999
37.....	Billy Wagner.....	2010

## STRIKEOUTS

276.....	John Smoltz .....	1996
262.....	Phil Niekro.....	1977
248.....	Phil Niekro.....	1978
241.....	John Smoltz .....	1997
238.....	Javier Vazquez .....	2009
215.....	John Smoltz .....	1992
211.....	John Smoltz .....	2006
208.....	Phil Niekro.....	1979
208.....	John Smoltz .....	1993
205.....	Kevin Millwood.....	1999

## WALKS

164.....	Phil Niekro.....	1977
116.....	Tony Cloninger .....	1966
113.....	Phil Niekro.....	1979
112.....	Russ Ortiz .....	2004
111.....	Steve Bedrosian .....	1985
105.....	Phil Niekro.....	1983
105.....	Zane Smith .....	1986
102.....	Phil Niekro.....	1978
102.....	Craig McMurtry .....	1984
102.....	David Palmer .....	1986
102.....	Russ Ortiz .....	2003

## LOSSES

20.....	Phil Niekro.....	1977
20.....	Phil Niekro.....	1979
18.....	Phil Niekro.....	1970
18.....	Phil Niekro.....	1978
18.....	Phil Niekro.....	1980
18.....	Rick Mahler .....	1986
17.....	Dick Ruthven .....	1976
17.....	Craig McMurtry .....	1984
17.....	Tom Glavine .....	1988
17.....	Derek Lowe .....	2011
17.....	Shelby Miller .....	2015

## HITS ALLOWED

315.....	Phil Niekro.....	1977
311.....	Phil Niekro.....	1979
302.....	Carl Morton.....	1975
295.....	Phil Niekro.....	1978
293.....	Carl Morton.....	1974
285.....	Phil Niekro.....	1975
283.....	Rick Mahler .....	1986
279.....	Rick Mahler .....	1988
272.....	Rick Mahler .....	1985
259.....	Tom Glavine .....	1999

# FRANCHISE PITCHING – SINGLE-SEASON TOP 10

SINCE 1900

## GAMES

87.....	Peter Moylan	2009
85.....	Peter Moylan	2010
85.....	Jonny Venters	2011
84.....	Chris Reitsma	2004
83.....	Will Ohman	2008
81.....	Brad Clontz	1996
80.....	Ray King	2003
80.....	Peter Moylan	2007
80.....	Mike Gonzalez	2009
79.....	Antonio Alfonseca	2004
79.....	Jonny Venters	2010
79.....	Craig Kimbrel	2011

## INNINGS PITCHED

410.0 ..	Vic Willis	1902
389.1...	Togie Pittinger	1902
378.0 ..	Irv Young	1905
358.1...	Irv Young	1906
351.2...	Togie Pittinger	1903
350.0 ..	Vic Willis	1904
342.0 ..	Vic Willis	1905
342.0 ..	Phil Niekro	1979
341.1...	Dick Rudolph	1915
336.1...	Dick Rudolph	1914

## WINS

27.....	Togie Pittinger	1902
27.....	Vic Willis	1902
26.....	Bill James	1914
26.....	Dick Rudolph	1914
24.....	Johnny Sain	1948
24.....	Tony Cloninger	1965
24.....	John Smoltz	1996
23.....	Warren Spahn	1953
23.....	Warren Spahn	1963
23.....	Phil Niekro	1969

## ERA (1,000 IP)

1.56.....	Greg Maddux	1994
1.63.....	Greg Maddux	1995
1.87.....	Phil Niekro	1967
1.90.....	Bill James	1914
2.02 .....	Lefty Tyler	1916
2.08 .....	Pat Ragan	1916
2.10.....	Warren Spahn	1953
2.12.....	Tom Hughes	1915
2.16.....	Art Nehf	1917
2.16.....	Dick Rudolph	1916

## GAMES STARTED

46.....	Vic Willis	1902
44.....	Phil Niekro	1979
43.....	Vic Willis	1904
43.....	Dick Rudolph	1915
43.....	Phil Niekro	1977
42.....	Irv Young	1905
42.....	Phil Niekro	1978
41.....	Vic Willis	1905
41.....	Irv Young	1906
40.....	Togie Pittinger	1902

## COMPLETE GAMES

45.....	Vic Willis	1902
41.....	Irv Young	1905
39.....	Vic Willis	1904
37.....	Irv Young	1906
36.....	Togie Pittinger	1902
36.....	Vic Willis	1905
35.....	Togie Pittinger	1903
35.....	Togie Pittinger	1904
35.....	Chick Fraser	1905
33.....	Four tied	

## SHUTOUTS

7.....	Togie Pittinger	1902
7.....	Irv Young	1905
7.....	Warren Spahn	1947
7.....	Warren Spahn	1951
7.....	Warren Spahn	1963
6.....	Seven tied	

## SAVES

55.....	John Smoltz	2002
50.....	Craig Kimbrel	2013
47.....	Craig Kimbrel	2014
46.....	Craig Kimbrel	2011
45.....	John Smoltz	2003
44.....	John Smoltz	2004
42.....	Craig Kimbrel	2012
39.....	Mark Wohlers	1996
38.....	John Rocker	1999
37.....	Billy Wagner	2010

## STRIKEOUTS

276.....	John Smoltz	1996
262.....	Phil Niekro	1977
248.....	Phil Niekro	1978
241.....	John Smoltz	1997
238.....	Javier Vazquez	2009
225.....	Vic Willis	1902
215.....	John Smoltz	1992
211.....	Tony Cloninger	1965
211.....	John Smoltz	2006
208.....	Phil Niekro	1979
208.....	John Smoltz	1993

## WALKS

164.....	Phil Niekro	1977
149.....	Chick Fraser	1905
144.....	Togie Pittinger	1904
143.....	Togie Pittinger	1903
128.....	Togie Pittinger	1902
126.....	Lefty Tyler	1912
124.....	Cliff Curtis	1910
122.....	Vern Bickford	1950
121.....	Al Mattern	1910
121.....	Bob Buhl	1957

## LOSSES

29.....	Vic Willis	1905
25.....	Vic Willis	1904
25.....	Irv Young	1906
25.....	Gus Dorner	1906
25.....	Ben Cantwell	1935
24.....	Cliff Curtis	1910
23.....	Kaiser Wilhelm	1905
23.....	Vive Lindaman	1906
23.....	Buster Brown	1910
23.....	George Ferguson	1909
23.....	Irv Young	1907

## HITS ALLOWED

396.....	Togie Pittinger	1903
372.....	Vic Willis	1902
360.....	Togie Pittinger	1902
357.....	Vic Willis	1904
349.....	Irv Young	1906
340.....	Vic Willis	1905
337.....	Irv Young	1905
322.....	Al Mattern	1909
320.....	Chick Fraser	1905
316.....	Kaiser Wilhelm	1904

# ATLANTA YEAR-BY-YEAR TEAM PITCHING TOTALS

Year	W-L	ERA	G	CG	SHO	SV	IP	H	R	ER	HR	BB	SO
1966	85-77	3.68	163	37	10	36	1469.0	1430	683	601	129	485	884
1967	77-85	3.47	162	36	5	32	1454.0	1377	640	561	118	449	862
1968	81-81	2.92	163	44	16	29	1474.0	1320	549	478	87	362	871
1969	93-69	3.53	162	38	7	42	1445.0	1334	631	566	144	438	893
1970	76-86	4.33	162	45	9	24	1431.0	1451	772	688	185	478	960
1971	82-80	3.75	162	40	11	31	1475.0	1528	699	614	152	485	823
1972	70-84	4.27	155	40	4	27	1377.0	1412	730	654	155	512	732
1973	76-85	4.25	162	34	9	35	1462.0	1467	774	690	144	575	803
1974	88-74	3.05	163	46	21	22	1476.0	1343	563	501	97	488	772
1975	67-94	3.91	161	32	4	24	1430.0	1543	739	624	101	519	669
1976	70-92	3.86	162	33	13	27	1438.0	1435	700	617	86	564	818
1977	61-101	4.85	162	28	15	31	1445.0	1581	895	782	169	701	915
1978	69-93	4.08	162	29	12	32	1440.1	1404	750	653	132	624	848
1979	66-94	4.18	160	32	3	34	1407.2	1496	763	654	132	494	779
1980	81-80	3.77	161	29	9	37	1428.0	1397	660	598	131	454	696
1981	50-56	3.45	107	11	4	24	968.0	936	416	371	62	330	471
1982	89-73	3.82	162	15	11	51	1463.0	1484	702	621	126	502	813
1983	88-74	3.67	162	18	4	48	1440.2	1412	640	588	132	540	895
1984	80-82	3.57	162	17	7	49	1447.0	1401	655	574	122	525	859
1985	66-96	4.19	162	9	9	29	1457.1	1512	781	679	134	642	776
1986	72-89	3.97	161	17	5	39	1424.2	1443	719	629	117	576	932
1987	69-92	4.63	161	16	4	32	1427.2	1529	829	734	163	587	837
1988	54-106	4.09	160	14	4	25	1446.0	1481	741	657	108	524	810
1989	63-97	3.70	161	15	8	33	1447.2	1370	680	595	114	468	966
1990	65-97	4.58	162	17	8	30	1429.2	1527	821	727	128	579	938
1991	94-68	3.49	162	18	7	48	1452.2	1304	644	563	118	481	969
1992	98-64	3.14	162	26	24	41	1460.0	1321	569	510	89	489	948
1993	104-58	3.14	162	18	16	46	1455.0	1297	559	507	101	480	1036
1994	68-46	3.57	114	16	8	26	1026.1	929	448	407	76	378	865
1995	90-54	3.44	144	18	11	34	1291.2	1184	540	494	107	436	1087
1996	96-66	3.52	162	14	9	46	1469.0	1372	648	575	120	451	1245
1997	101-61	3.18	162	21	17	37	1465.2	1319	581	518	111	450	1196
1998	106-56	3.25	162	24	23	45	1438.2	1291	581	520	117	466	1232
1999	103-59	3.63	162	9	9	45	1471.0	1398	661	593	142	507	1197
2000	95-67	4.06	162	13	9	53	1440.1	1428	714	648	165	484	1093
2001	88-74	3.59	162	5	13	41	1447.1	1363	643	578	153	499	1133
2002	101-59	3.13	161	3	15	57	1467.1	1302	565	511	123	554	1058
2003	101-61	4.10	162	4	7	51	1456.1	1425	740	663	147	555	992
2004	96-66	3.74	162	4	13	48	1450.0	1475	668	603	154	523	1025
2005	90-72	3.98	162	8	12	38	1443.2	1487	674	639	145	520	929
2006	79-83	4.60	162	6	6	38	1441.1	1529	805	736	183	572	1049
2007	84-78	4.11	162	1	6	36	1456.1	1442	733	665	172	537	1106
2008	72-90	4.46	162	2	7	26	1440.2	1439	778	714	156	586	1076
2009	86-76	3.57	162	3	10	38	1462.2	1399	641	581	119	530	1232
2010	91-71	3.56	162	2	9	41	1439.1	1326	629	569	126	505	1241
2011	89-73	3.48	162	3	16	52	1479.2	1332	605	572	125	521	1332
2012	94-68	3.42	162	5	16	47	1445.1	1310	600	549	145	464	1232
2013	96-66	3.18	162	1	12	53	1450.1	1326	548	512	127	409	1232
2014	79-83	3.38	162	5	13	54	1455.0	1369	597	547	121	472	1301
2015	67-95	4.41	162	3	10	44	1425.1	1462	760	698	170	550	1148
2016	68-93	4.51	161	1	9	39	1447.2	1414	779	725	177	547	1227

# BRAVES YEAR-BY-YEAR VICTORY LEADERS

Year	Pitcher	W-L	Year	Pitcher	W-L	Year	Pitcher	W-L
1876	Jack Manning	18-5	1928	Bob Smith	13-17	1980	Phil Niekro	15-18
1877	Tommy Bond	40-17	1929	Socks Siebold	12-17	1981	Rick Camp	9-3
1878	Tommy Bond	40-19	1930	Socks Siebold	15-16	1982	Phil Niekro	17-4
1879	Tommy Bond	43-19	1931	Ed Brandt	18-11	1983	Craig McMurtry	15-9
1880	Tommy Bond	26-29	1932	Ed Brandt	16-16		Pascual Perez	15-8
1881	Jim Whitney	31-33	1933	Ben Cantwell	20-10	1984	Pascual Perez	14-8
1882	Jim Whitney	24-21	1934	Fred Frankhouse	17-9	1985	Rick Mahler	17-15
1883	Jim Whitney	37-21		Huck Betts	17-10	1986	Rick Mahler	14-18
1884	Charlie Buffinton	48-16	1935	Fred Frankhouse	11-15	1987	Zane Smith	15-10
1885	Charlie Buffinton	22-27	1936	Danny MacFayden	17-13	1988	Rick Mahler	9-16
1886	Old Hoss Radbourn	27-31	1937	Jim Turner	20-11	1989	Tom Glavine	14-8
1887	Old Hoss Radbourn	24-23		Lou Fette	20-10	1990	John Smoltz	14-11
1888	John Clarkson	33-20	1938	Danny MacFayden	14-9	1991	Tom Glavine	20-11
1889	John Clarkson	49-19		Jim Turner	14-18	1992	Tom Glavine	20-8
1890	Kid Nichols	27-19	1939	Bill Posedel	15-13	1993	Tom Glavine	22-6
1891	John Clarkson	33-19	1940	Dick Erickson	12-13	1994	Greg Maddux	16-6
1892	Kid Nichols	35-16		Bill Posedel	12-17	1995	Greg Maddux	19-2
	Jack Stivetts	35-16	1941	Jim Tobin	12-12	1996	John Smoltz	24-8
1893	Kid Nichols	34-14	1942	Al Javery	12-16	1997	Denny Neagle	20-5
1894	Kid Nichols	32-13		Jim Tobin	12-21	1998	Tom Glavine	20-6
1895	Kid Nichols	26-16	1943	Al Javery	17-16	1999	Greg Maddux	19-9
1896	Kid Nichols	30-14	1944	Jim Tobin	18-19	2000	Tom Glavine	21-9
1897	Kid Nichols	31-11	1945	Jim Tobin	9-14	2001	Greg Maddux	17-11
1898	Kid Nichols	32-12	1946	Johnny Sain	20-14	2002	Kevin Millwood	18-8
1899	Vic Willis	27-8	1947	Warren Spahn	21-10		Tom Glavine	18-11
1900	Bill Dinneen	20-14		Johnny Sain	21-12	2003	Russ Ortiz	21-7
1901	Kid Nichols	20-17	1948	Johnny Sain	24-15	2004	Jaret Wright	15-8
1902	Togie Pittinger	27-16	1949	Warren Spahn	21-14		Russ Ortiz	15-9
	Vic Willis	27-20	1950	Warren Spahn	21-17	2005	John Smoltz	14-7
1903	Togie Pittinger	19-23	1951	Warren Spahn	22-14		Tim Hudson	14-9
1904	Vic Willis	18-25	1952	Warren Spahn	14-19	2006	John Smoltz	16-9
1905	Irv Young	20-21	1953	Warren Spahn	23-7	2007	Tim Hudson	16-10
1906	Irv Young	16-25	1954	Warren Spahn	21-12	2008	Jair Jurrjens	13-10
1907	Patsy Flaherty	12-15	1955	Warren Spahn	17-14	2009	Derek Lowe	15-10
	Gus Dornier	12-16	1956	Warren Spahn	20-11		Javier Vazquez	15-10
1908	Vive Lindaman	12-15	1957	Warren Spahn	21-11	2010	Tim Hudson	17-9
1909	Al Mattern	16-20	1958	Warren Spahn	22-11	2011	Tim Hudson	16-10
1910	Al Mattern	15-19	1959	Warren Spahn	21-15	2012	Tim Hudson	16-7
1911	Buster Brown	7-18		Lew Burdette	21-15	2013	Kris Medlen	15-12
1912	Hub Perdue	13-16	1960	Warren Spahn	21-10	2014	Ervin Santana	14-10
1913	Lefty Tyler	16-17	1961	Warren Spahn	21-13		Julio Teheran	14-13
	Hub Perdue	16-13	1962	Warren Spahn	18-14	2015	Julio Teheran	11-8
1914	Dick Rudolph	26-10	1963	Warren Spahn	23-7	2016	Mike Foltynewicz	9-5
	Bill James	26-7	1964	Tony Cloninger	19-14			
1915	Dick Rudolph	22-19	1965	Tony Cloninger	24-11			
1916	Dick Rudolph	19-12	1966	Ken Johnson	14-8			
1917	Art Nehf	16-8		Tony Cloninger	14-11			
1918	Art Nehf	15-15	1967	Pat Jarvis	15-10			
1919	Dick Rudolph	13-18	1968	Pat Jarvis	16-12			
1920	Joe Oeschger	15-13	1969	Phil Niekro	23-13			
1921	Joe Oeschger	20-14	1970	Pat Jarvis	16-16			
1922	Frank Miller	11-13	1971	Phil Niekro	15-14			
	Rube Marquard	11-15	1972	Phil Niekro	16-12			
1923	Joe Genewich	13-14	1973	Carl Morton	15-10			
1924	Jesse Barnes	15-20	1974	Phil Niekro	20-13			
1925	Larry Benton	14-7	1975	Carl Morton	17-16			
	Johnny Cooney	14-14	1976	Phil Niekro	17-11			
1926	Larry Benton	14-14	1977	Phil Niekro	16-20			
1927	Joe Genewich	11-8	1978	Phil Niekro	19-18			
	Kent Greenfield	11-14	1979	Phil Niekro	21-10			

# BRAVES SINGLE-SEASON BATTING FEATS

## N.L. BATTING CHAMPIONS

1877	Deacon White.....	387
1889	Dan Brouthers.....	373
1894	Hugh Duffy.....	438
1928	Rogers Hornsby.....	387
1942	Ernie Lombardi.....	330
1956	Hank Aaron.....	328
1959	Hank Aaron.....	355
1970	Rico Carty.....	366
1974	Ralph Garr.....	353
1991	Terry Pendleton.....	319
2008	Chipper Jones.....	364

## N.L. RBI LEADERS

1877	Deacon White.....	49
1879	John O'Rourke.....	62
1894	Hugh Duffy.....	145
1935	Wally Berger.....	130
1957	Hank Aaron.....	132
1960	Hank Aaron.....	126
1963	Hank Aaron.....	130
1966	Hank Aaron.....	127
1982	Dale Murphy (Tie).....	109
1983	Dale Murphy.....	121
2005	Andruw Jones.....	128

## 200 HITS IN A SEASON

1893	Hugh Duffy.....	203
1894	Hugh Duffy.....	237
1912	John Sweeney.....	204
1925	Dick Burrus.....	200
1926	Ed Brown.....	201
1928	Lance Richbourg.....	206
1945	Tommy Holmes.....	224
1956	Hank Aaron.....	200
1957	Red Schoendienst.....	200
1959	Hank Aaron.....	223
1963	Hank Aaron.....	201
1966	Felipe Alou.....	218
1968	Felipe Alou.....	210
1971	Ralph Garr.....	219
1973	Ralph Garr.....	200
1974	Ralph Garr.....	214
1976	Willie Montanez.....	206
1996	Marquis Grissom.....	207

## N.L. HOME RUN LEADERS

1879	Charley Jones.....	9
1880	John O'Rourke.....	6
1894	Hugh Duffy.....	18
1897	Hugh Duffy.....	11
1898	Jim Collins.....	15
1900	Herman Long.....	12
1907	David Brain.....	10
1935	Wally Berger.....	34
1945	Tommy Holmes.....	28
1953	Eddie Mathews.....	47
1957	Hank Aaron.....	44
1959	Eddie Mathews.....	46
1963	Hank Aaron (Tie).....	44
1966	Hank Aaron.....	44
1967	Hank Aaron.....	39
1984	Dale Murphy (Tie).....	36
1985	Dale Murphy.....	37
2005	Andruw Jones.....	51

## N.L. HITS LEADERS

1877	Deacon White.....	213
1894	Hugh Duffy.....	237
1911	Roy Miller.....	192
1926	Ed Brown.....	201
1945	Tommy Holmes.....	224
1947	Tommy Holmes.....	191
1956	Hank Aaron.....	204
1957	Red Schoendienst.....	200
1959	Hank Aaron.....	223
1966	Felipe Alou.....	218
1968	Felipe Alou (Tie).....	210
1974	Ralph Garr.....	214
1991	Terry Pendleton.....	187
1992	Terry Pendleton (Tie).....	199

## 30 HOMERS/30 STEALS

1963	Hank Aaron.....	44-31
1983	Dale Murphy.....	36-30
1990	Ron Gant.....	32-33
1991	Ron Gant.....	32-34

# SINGLE-GAME BATTING FEATS

## BRAVES WHO HIT FOR THE CYCLE

Date	Player/Opponent
5/9/1896	Herman Long, vs. Louisville
6/20/1904	Duff Cooley, vs. Philadelphia
4/26/1907	John Bates, vs. Brooklyn
10/6/1910	William Collins, vs. Philadelphia
9/23/1987	Albert Hall, vs. Houston
8/14/2008	Mark Kotsay, vs. Chicago
6/15/2016	Freddie Freeman, vs. Cincinnati

## FOUR HOME RUNS IN ONE GAME

Date	Player/Opponent
5/30/1894	Bobby Lowe, at Cincinnati
7/31/1954	Joe Adcock, at Brooklyn
7/6/1986	Bob Horner, vs. Montreal

## THREE HOME RUNS IN ONE GAME

Date	Player/Opponent
7/2/1928	Les Bell, at Philadelphia
7/6/1934	Hal Lee, at Philadelphia
5/25/1935	Babe Ruth, at Pittsburgh
5/13/1942	Jim Tobin, vs. Chicago
9/27/1952	Eddie Mathews, at Brooklyn
8/30/1953	Jim Pendleton, vs. Pittsburgh
6/21/1959	Henry Aaron, at San Francisco
7/30/1966	Gene Oliver, vs. San Francisco
7/30/1969	Bob Tillman*, at Philadelphia
5/31/1970	Rico Carty, vs. Philadelphia
7/3/1970	Mike Lum, vs. San Diego
7/26/1970	Orlando Cepeda, at Chicago
5/18/1979	Dale Murphy, vs. San Francisco
7/22/1986	Ken Griffey, vs. Philadelphia
5/26/1990	Jeff Treadway, at Philadelphia
7/12/1992	Jeff Blauser, at Chicago
7/28/2001	Vinny Castilla, at Pittsburgh
9/25/2002	Andruw Jones, at Philadelphia
8/14/2006	Chipper Jones*, at Washington
6/22/2008	Mark Teixeira, vs. Seattle

\*Consecutive



# ATLANTA YEAR-BY-YEAR TEAM BATTING TOTALS

Year	AVG.	AB	R	H	2B	3B	HR	RBI	BB	SO	SB	E
1966	.263	5616	782	1476	220	32	207	734	512	913	59	154
1967	.240	5450	631	1307	191	29	158	596	512	947	55	138
1968	.252	5552	515	1399	179	31	80	480	414	782	83	125
1969	.258	5460	691	1411	195	22	141	640	485	665	59	115
1970	.270	5546	736	1495	215	24	160	692	522	736	58	141
1971	.257	5575	643	1434	192	30	153	587	434	747	57	146
1972	.258	5278	628	1363	186	17	144	593	532	770	47	156
1973	.266	5631	799	1497	219	34	206	758	608	870	84	166
1974	.249	5533	661	1375	202	37	120	559	571	772	72	132
1975	.244	5424	583	1323	179	28	107	541	543	759	65	175
1976	.245	5345	620	1309	170	30	82	586	589	811	74	131
1977	.254	5534	678	1404	218	20	139	638	537	876	82	175
1978	.244	5381	600	1313	181	38	123	558	550	874	90	153
1979	.256	5422	669	1389	220	28	126	626	490	818	98	183
1980	.250	5402	630	1352	226	22	144	597	434	899	73	162
1981	.243	3642	395	886	148	22	64	366	321	540	98	102
1982	.256	5507	739	1411	215	22	146	687	554	869	151	137
1983	.272	5472	746	1489	218	45	130	691	582	847	146	137
1984	.247	5422	632	1338	234	27	111	578	555	896	140	139
1985	.246	5526	632	1359	213	28	126	598	553	849	72	158
1986	.250	5384	615	1348	241	24	138	575	538	904	93	141
1987	.258	5428	747	1401	284	24	152	696	641	834	135	116
1988	.242	5440	555	1319	228	28	96	527	432	848	95	151
1989	.234	5463	584	1281	201	22	128	544	485	996	83	152
1990	.250	5504	622	1376	263	26	162	636	473	1010	92	158
1991	.258	5456	749	1407	255	30	141	704	563	906	165	138
1992	.254	5480	682	1391	223	48	138	641	493	924	126	109
1993	.262	5588	767	1444	239	29	169	712	560	946	125	108
1994	.267	3861	542	1031	198	18	137	510	377	668	48	81
1995	.250	4814	645	1202	210	27	168	618	520	933	73	100
1996	.270	5614	773	1514	264	28	197	735	530	1032	83	130
1997	.270	5528	791	1490	268	37	174	755	597	1160	108	114
1998	.272	5484	826	1489	297	26	215	794	548	1062	98	91
1999	.266	5569	840	1481	309	23	197	791	608	962	148	111
2000	.271	5489	810	1490	274	26	179	758	595	1010	148	129
2001	.260	5498	729	1432	263	24	174	696	493	1039	85	103
2002	.260	5495	708	1428	280	25	164	669	558	1028	76	114
2003	.284	5670	907	1608	321	31	235	872	545	933	68	121
2004	.270	5570	803	1503	304	37	178	767	587	1158	86	116
2005	.265	5486	769	1453	308	37	184	733	534	1084	92	86
2006	.270	5583	849	1510	312	26	222	818	526	1169	52	99
2007	.275	5689	810	1562	328	27	176	781	534	1149	64	107
2008	.270	5604	753	1514	316	33	130	721	618	1023	58	107
2009	.263	5539	735	1459	300	20	149	700	602	1064	58	96
2010	.258	5463	738	1411	312	25	139	699	634	1140	63	126
2011	.243	5528	641	1345	244	16	173	606	504	1260	77	83
2012	.247	5425	700	1341	263	30	149	660	567	1289	101	86
2013	.249	5441	688	1354	247	21	181	656	542	1384	64	85
2014	.241	5468	573	1316	240	22	123	545	472	1369	95	85
2015	.251	5420	573	1361	251	18	100	548	471	1107	69	90
2016	.255	5514	649	1404	295	27	122	615	502	1240	75	101

# ATLANTA BATTING – CAREER TOP 10

## BATTING AVERAGE\*

Ralph Garr.....	317
Chipper Jones.....	303
Felipe Alou.....	302
Martin Prado.....	295
Hank Aaron.....	293
Fred McGriff.....	293
<b>Freddie Freeman....</b>	<b>288</b>
Terry Pendleton.....	287
Javy Lopez.....	287
Marcus Giles.....	285

## AT-BATS

Chipper Jones.....	8984
Dale Murphy.....	7098
Andruw Jones.....	6408
Hank Aaron.....	4548
Glenn Hubbard.....	4016
Javy Lopez.....	4003
Jeff Blausier.....	3961
Brian McCann.....	3863
Bob Horner.....	3571
Rafael Ramirez.....	3537

## DOUBLES

Chipper Jones.....	549
Andruw Jones.....	330
Dale Murphy.....	306
Brian McCann.....	227
Hank Aaron.....	209
Freddie Freeman.....	206
Jeff Blausier.....	201
Glenn Hubbard.....	196
Javy Lopez.....	190
Marcus Giles.....	168
Martin Prado.....	168

## WALKS

Chipper Jones.....	1512
Dale Murphy.....	912
Andruw Jones.....	717
Hank Aaron.....	634
Darrell Evans.....	563
Glenn Hubbard.....	487
Jeff Blausier.....	483
David Justice.....	452
<b>Freddie Freeman....</b>	<b>418</b>
Brian McCann.....	414

## ON-BASE PCT.\*

Chipper Jones.....	401
Hank Aaron.....	378
David Justice.....	374
<b>Freddie Freeman....</b>	<b>373</b>
Fred McGriff.....	369
Darrell Evans.....	368
Ryan Klesko.....	361
Marcus Giles.....	361
Jeff Blausier.....	355
Jason Heyward.....	351

## RUNS

Chipper Jones.....	1619
Dale Murphy.....	1103
Andruw Jones.....	1045
Hank Aaron.....	818
Jeff Blausier.....	601
Rafael Furcal.....	554
Bob Horner.....	545
Ron Gant.....	515
Javy Lopez.....	508
<b>Freddie Freeman....</b>	<b>507</b>

## TRIPLES

Ralph Garr.....	40
Rafael Furcal.....	38
Chipper Jones.....	38
Dale Murphy.....	37
Andruw Jones.....	34
Jerry Royster.....	30
Jeff Blausier.....	28
Ron Gant.....	27
Felix Millan.....	26
Claudell Washington	25

## STRIKEOUTS

Dale Murphy.....	1581
Chipper Jones.....	1409
Andruw Jones.....	1394
<b>Freddie Freeman....</b>	<b>814</b>
Jeff Blausier.....	792
Javy Lopez.....	728
Brian McCann.....	630
Ron Gant.....	600
Glenn Hubbard.....	570
Hank Aaron.....	558

## SLUGGING PCT.\*

Hank Aaron.....	567
Chipper Jones.....	529
Ryan Klesko.....	525
Fred McGriff.....	516
Bob Horner.....	508
Javy Lopez.....	502
David Justice.....	499
Andruw Jones.....	497
<b>Freddie Freeman....</b>	<b>484</b>
Dale Murphy.....	478

## HITS

Chipper Jones.....	2726
Dale Murphy.....	1901
Andruw Jones.....	1683
Hank Aaron.....	1334
Javy Lopez.....	1148
Brian McCann.....	1070
Jeff Blausier.....	1060
Ralph Garr.....	1022
Bob Horner.....	994
Glenn Hubbard.....	983

## HOME RUNS

Chipper Jones.....	468
Dale Murphy.....	371
Andruw Jones.....	368
Hank Aaron.....	335
Bob Horner.....	215
Javy Lopez.....	214
Brian McCann.....	176
David Justice.....	160
Ron Gant.....	147
Ryan Klesko.....	139

## STOLEN BASES

Rafael Furcal.....	189
Otis Nixon.....	186
Jerry Royster.....	174
Dale Murphy.....	160
Ron Gant.....	157
Chipper Jones.....	150
Andruw Jones.....	138
Ralph Garr.....	137
Claudell Washington	115
Gerald Perry.....	105

## GAMES

Chipper Jones.....	2499
Dale Murphy.....	1926
Andruw Jones.....	1761
Hank Aaron.....	1270
Mike Lum.....	1225
Glenn Hubbard.....	1196
Jeff Blausier.....	1184
Javy Lopez.....	1156
Jerry Royster.....	1118
Brian McCann.....	1105

## TOTAL BASES

Chipper Jones.....	4755
Dale Murphy.....	3394
Andruw Jones.....	3185
Hank Aaron.....	2580
Javy Lopez.....	2008
Brian McCann.....	1829
Bob Horner.....	1813
Jeff Blausier.....	1644
<b>Freddie Freeman..</b>	<b>1597</b>
Ron Gant.....	1489

## RUNS BATTED IN

Chipper Jones.....	1623
Dale Murphy.....	1143
Andruw Jones.....	1117
Hank Aaron.....	897
Javy Lopez.....	694
Brian McCann.....	661
Bob Horner.....	652
David Justice.....	522
<b>Freddie Freeman....</b>	<b>515</b>
Ron Gant.....	480

## EXTRA-BASE HITS

Chipper Jones.....	1055
Andruw Jones.....	732
Dale Murphy.....	714
Hank Aaron.....	560
Javy Lopez.....	418
Brian McCann.....	405
Bob Horner.....	382
<b>Freddie Freeman....</b>	<b>358</b>
Jeff Blausier.....	338
Ron Gant.....	332

\*Minimum 2,500 plate appearances.  
Bold indicates active Brave.

# FRANCHISE BATTING – CAREER TOP 10

SINCE 1900

## BATTING AVERAGE\*

Ralph Garr.....	317
Rico Carty.....	317
Lance Richbourg.....	311
Hank Aaron.....	310
Wally Berger.....	304
Chipper Jones.....	304
Tommy Holmes.....	303
Buck Jordan.....	302
Felipe Alou.....	295
Martin Prado.....	295

## AT-BATS

Hank Aaron.....	11628
Chipper Jones.....	8984
Eddie Mathews.....	8049
Dale Murphy.....	7098
Rabbit Maranville.....	6724
Andruw Jones.....	6408
Tommy Holmes.....	4956
Johnny Logan.....	4931
Del Crandall.....	4583
Fred Tenney.....	4373

## DOUBLES

Hank Aaron.....	600
Chipper Jones.....	549
Eddie Mathews.....	338
Andruw Jones.....	330
Dale Murphy.....	306
Tommy Holmes.....	291
Wally Berger.....	248
Rabbit Maranville.....	244
Brian McCann.....	227
Johnny Logan.....	207

## WALKS

Chipper Jones.....	1512
Eddie Mathews.....	1376
Hank Aaron.....	1297
Dale Murphy.....	912
Andruw Jones.....	717
Darrell Evans.....	563
Rabbit Maranville.....	561
Fred Tenney.....	533
Glenn Hubbard.....	487
Jeff Blauser.....	483

## ON-BASE PCT.\*

Chipper Jones.....	401
Bob Elliott.....	398
Rico Carty.....	388
Earl Torgeson.....	385
Eddie Mathews.....	379
Hank Aaron.....	377
David Justice.....	374
<b>Freddie Freeman.....</b>	<b>373</b>
Fred McGriff.....	369
Fred Tenney.....	369

## RUNS

Hank Aaron.....	2107
Chipper Jones.....	1619
Eddie Mathews.....	1452
Dale Murphy.....	1103
Andruw Jones.....	1045
Rabbit Maranville.....	801
Tommy Holmes.....	696
Fred Tenney.....	666
Wally Berger.....	651
Johnny Logan.....	624

## TRIPLES

Rabbit Maranville.....	103
Hank Aaron.....	96
Bill Bruton.....	79
Eddie Mathews.....	70
Ray Powell.....	67
Wally Berger.....	52
Lance Richbourg.....	48
Tommy Holmes.....	47
Fred Tenney.....	44
Jimmy Welsh.....	42

## STRIKEOUTS

Dale Murphy.....	1581
Chipper Jones.....	1409
Andruw Jones.....	1394
Eddie Mathews.....	1387
Hank Aaron.....	1294
<b>Freddie Freeman.....</b>	<b>814</b>
Jeff Blauser.....	792
Joe Adcock.....	732
Javy Lopez.....	728
Brian McCann.....	630

## SLUGGING PCT.\*

Hank Aaron.....	567
Wally Berger.....	533
Chipper Jones.....	529
Ryan Klesko.....	525
Eddie Mathews.....	517
Fred McGriff.....	516
Joe Adcock.....	511
Bob Horner.....	508
Javy Lopez.....	502
David Justice.....	499

## HITS

Hank Aaron.....	3600
Chipper Jones.....	2726
Eddie Mathews.....	2201
Dale Murphy.....	1901
Rabbit Maranville.....	1696
Andruw Jones.....	1683
Tommy Holmes.....	1503
Johnny Logan.....	1329
Wally Berger.....	1263
Fred Tenney.....	1247

## HOME RUNS

Hank Aaron.....	733
Eddie Mathews.....	493
Chipper Jones.....	468
Dale Murphy.....	371
Andruw Jones.....	368
Joe Adcock.....	239
Bob Horner.....	215
Javy Lopez.....	214
Wally Berger.....	199
Brian McCann.....	176

## STOLEN BASES

Hank Aaron.....	240
Rabbit Maranville.....	194
Rafael Furcal.....	189
Otis Nixon.....	186
Jerry Royster.....	174
Dale Murphy.....	160
Ron Gant.....	157
Bill Sweeney.....	153
Chipper Jones.....	150
Fred Tenney.....	145

## GAMES

Hank Aaron.....	3076
Chipper Jones.....	2499
Eddie Mathews.....	2223
Dale Murphy.....	1926
Rabbit Maranville.....	1795
Andruw Jones.....	1761
Del Crandall.....	1394
Johnny Logan.....	1351
Tommy Holmes.....	1289
Mike Lum.....	1225

## TOTAL BASES

Hank Aaron.....	6591
Chipper Jones.....	4755
Eddie Mathews.....	4158
Dale Murphy.....	3394
Andruw Jones.....	3185
Rabbit Maranville.....	2215
Wally Berger.....	2212
Joe Adcock.....	2164
Tommy Holmes.....	2152
Javy Lopez.....	2008

## RUNS BATTED IN

Hank Aaron.....	2202
Chipper Jones.....	1623
Eddie Mathews.....	1388
Dale Murphy.....	1143
Andruw Jones.....	1117
Joe Adcock.....	760
Wally Berger.....	746
Javy Lopez.....	694
Brian McCann.....	661
Bob Horner.....	652

## EXTRA-BASE HITS

Hank Aaron.....	1429
Chipper Jones.....	1055
Eddie Mathews.....	901
Andruw Jones.....	732
Dale Murphy.....	714
Wally Berger.....	499
Joe Adcock.....	458
Tommy Holmes.....	426
Javy Lopez.....	418
Brian McCann.....	405

\*Minimum 2,500 plate appearances.  
Bold indicates active Brave.

# ATLANTA BATTING – SINGLE-SEASON TOP 10

## BATTING AVERAGE\*

366	..... Rico Carty.....	1970
364	..... Chipper Jones.....	2008
353	..... Ralph Garr.....	1974
343	..... Ralph Garr.....	1971
337	..... Chipper Jones.....	2007
333	..... Kenny Lofton.....	1997
332	..... Edgar Renteria.....	2007
330	..... Chipper Jones.....	2001
330	..... Gary Sheffield.....	2003
327	..... Felipe Alou.....	1966

## ON-BASE PERCENTAGE\*

470	..... Chipper Jones.....	2008
454	..... Rico Carty.....	1970
441	..... Chipper Jones.....	1999
436	..... J.D. Drew.....	2004
435	..... Chipper Jones.....	2002
432	..... Jeff Burroughs.....	1978
427	..... David Justice.....	1994
427	..... Chipper Jones.....	2001
425	..... Chipper Jones.....	2007
419	..... Gary Sheffield.....	2003

## SLUGGING PERCENTAGE\*

669	..... Hank Aaron.....	1971
633	..... Chipper Jones.....	1999
623	..... Fred McGriff.....	1994
607	..... Hank Aaron.....	1969
605	..... Chipper Jones.....	2001
604	..... Chipper Jones.....	2007
604	..... Gary Sheffield.....	2003
595	..... Andres Galarraga.....	1998
584	..... Rico Carty.....	1970
580	..... Dale Murphy.....	1987

\*3.1 plate appearances per game

## GAMES

162	..... Felix Millan.....	1969
162	..... Dale Murphy.....	1982
162	..... Dale Murphy.....	1983
162	..... Dale Murphy.....	1984
162	..... Dale Murphy.....	1985
162	..... Andruw Jones.....	1999
162	..... Jeff Francoeur.....	2006
162	..... Jeff Francoeur.....	2007
162	..... Freddie Freeman.....	2014

## AT-BATS

671	..... Marquis Grissom.....	1996
668	..... Ralph Garr.....	1973
666	..... Felipe Alou.....	1966
664	..... Rafael Furcal.....	2003
662	..... Felipe Alou.....	1968
656	..... Andruw Jones.....	2000
652	..... Felix Millan.....	1969
651	..... Jeff Francoeur.....	2006
642	..... Jeff Francoeur.....	2007
640	..... Terry Pendleton.....	1992

## RUNS

131	..... Dale Murphy.....	1983
130	..... Rafael Furcal.....	2003
126	..... Gary Sheffield.....	2003
123	..... Chipper Jones.....	1998
122	..... Felipe Alou.....	1966
122	..... Andruw Jones.....	2000
118	..... Dale Murphy.....	1985
118	..... Chipper Jones.....	2000
118	..... J.D. Drew.....	2004
117	..... Hank Aaron.....	1966

## HITS

219	..... Ralph Garr.....	1971
218	..... Felipe Alou.....	1966
214	..... Ralph Garr.....	1974
210	..... Felipe Alou.....	1968
207	..... Marquis Grissom.....	1996
200	..... Ralph Garr.....	1973
199	..... Terry Pendleton.....	1992
199	..... Andruw Jones.....	2000
194	..... Rafael Furcal.....	2003
192	..... Gary Matthews.....	1979

## TOTAL BASES

359	..... Chipper Jones.....	1999
355	..... Felipe Alou.....	1966
355	..... Andruw Jones.....	2000
348	..... Gary Sheffield.....	2003
346	..... Chipper Jones.....	2001
344	..... Hank Aaron.....	1967
337	..... Andruw Jones.....	2005
335	..... Freddie Freeman.....	2016
332	..... Hank Aaron.....	1969
332	..... Dale Murphy.....	1984
332	..... Dale Murphy.....	1985

## DOUBLES

49	..... Marcus Giles.....	2003
45	..... Marcus Giles.....	2005
43	..... Freddie Freeman.....	2014
43	..... Freddie Freeman.....	2016
42	..... Chipper Jones.....	2007
42	..... Brian McCann.....	2008
42	..... Martin Prado.....	2012
41	..... Chipper Jones.....	1997
41	..... Chipper Jones.....	1999
40	..... Edgar Renteria.....	2006
40	..... Jeff Francoeur.....	2007
40	..... Martin Prado.....	2010

## TRIPLES

17	..... Ralph Garr.....	1974
14	..... Deion Sanders.....	1992
13	..... Brett Butler.....	1983
11	..... Ralph Garr.....	1975
11	..... Rafael Furcal.....	2005
10	..... Marquis Grissom.....	1996
10	..... Rafael Furcal.....	2003
10	..... Kelly Johnson.....	2007
9	..... Lonnie Smith.....	1990

## HOME RUNS

51	..... Andruw Jones.....	2005
47	..... Hank Aaron.....	1971
45	..... Chipper Jones.....	1999
44	..... Hank Aaron.....	1966
44	..... Hank Aaron.....	1969
44	..... Dale Murphy.....	1987
44	..... Andres Galarraga.....	1998
43	..... Davey Johnson.....	1973
43	..... Javy Lopez.....	2003
41	..... Three tied	

## RUNS BATTED IN

132	..... Gary Sheffield.....	2003
129	..... Andruw Jones.....	2006
128	..... Andruw Jones.....	2005
127	..... Hank Aaron.....	1966
121	..... Dale Murphy.....	1983
121	..... Andres Galarraga.....	1998
120	..... David Justice.....	1993
118	..... Hank Aaron.....	1970
118	..... Hank Aaron.....	1971
117	..... Ron Gant.....	1993

## WALKS

127	..... Jimmy Wynn.....	1976
126	..... Darrell Evans.....	1974
126	..... Chipper Jones.....	1999
124	..... Darrell Evans.....	1973
118	..... J.D. Drew.....	2004
117	..... Jeff Burroughs.....	1978
115	..... Dale Murphy.....	1987
107	..... Chipper Jones.....	2002
105	..... Darrell Evans.....	1975
101	..... Chipper Jones.....	2009

## STRIKEOUTS

173	..... B.J. Upton.....	2014
171	..... Dan Uggla.....	2013
171	..... Justin Upton.....	2014
171	..... Freddie Freeman.....	2016
168	..... Dan Uggla.....	2012
161	..... Justin Upton.....	2013
159	..... Chris Johnson.....	2014
156	..... Dan Uggla.....	2011
155	..... Michael Bourn.....	2012
152	..... Jason Heyward.....	2012

## STOLEN BASES

72	..... Otis Nixon.....	1991
47	..... Otis Nixon.....	1993
46	..... Rafael Furcal.....	2005
42	..... Gerald Perry.....	1987
42	..... Michael Bourn.....	2012
41	..... Otis Nixon.....	1992
40	..... Rafael Furcal.....	2000
39	..... Brett Butler.....	1983
35	..... Ralph Garr.....	1973
35	..... Jerry Royster.....	1979

# FRANCHISE BATTING – SINGLE-SEASON TOP 10

## BATTING AVERAGE\*

387.....	Rogers Hornsby.....	1928
366.....	Rico Carty.....	1970
364.....	Chipper Jones.....	2008
355.....	Hank Aaron.....	1959
353.....	Ralph Garr.....	1974
352.....	Tommy Holmes.....	1945
344.....	Bill Sweeney.....	1912
343.....	Ralph Garr.....	1971
340.....	Dick Burrus.....	1925
340.....	George Sisler.....	1928

## ON-BASE PERCENTAGE\*

498.....	Rogers Hornsby.....	1928
470.....	Chipper Jones.....	2008
454.....	Rico Carty.....	1970
449.....	Billy Hamilton.....	1900
441.....	Chipper Jones.....	1999
436.....	J.D. Drew.....	2004
435.....	Chipper Jones.....	2002
432.....	Jeff Burroughs.....	1978
427.....	David Justice.....	1994
427.....	Chipper Jones.....	2001

## SLUGGING PERCENTAGE\*

669.....	Hank Aaron.....	1971
636.....	Hank Aaron.....	1959
633.....	Chipper Jones.....	1999
632.....	Rogers Hornsby.....	1928
627.....	Eddie Mathews.....	1953
623.....	Fred McGriff.....	1994
618.....	Hank Aaron.....	1962
614.....	Wally Berger.....	1930
607.....	Hank Aaron.....	1969

\*3.1 plate appearances per game

## GAMES

162.....	Felix Millan.....	1969
162.....	Dale Murphy.....	1982
162.....	Dale Murphy.....	1983
162.....	Dale Murphy.....	1984
162.....	Dale Murphy.....	1985
162.....	Andruw Jones.....	1999
162.....	Jeff Francoeur.....	2006
162.....	Jeff Francoeur.....	2007
162.....	Freddie Freeman.....	2014

## AT-BATS

671.....	Marquis Grissom.....	1996
668.....	Ralph Garr.....	1973
666.....	Felipe Alou.....	1966
664.....	Rafael Furcal.....	2003
662.....	Felipe Alou.....	1968
656.....	Andruw Jones.....	2000
652.....	Felix Millan.....	1969
651.....	Jeff Francoeur.....	2006
642.....	Jeff Francoeur.....	2007
640.....	Terry Pendleton.....	1992

## RUNS

131.....	Dale Murphy.....	1983
130.....	Rafael Furcal.....	2003
127.....	Hank Aaron.....	1962
126.....	Gary Sheffield.....	2003
125.....	Tommy Holmes.....	1945
123.....	Chipper Jones.....	1998
122.....	Felipe Alou.....	1966
122.....	Andruw Jones.....	2000
121.....	Hank Aaron.....	1963
120.....	Earl Torgeson.....	1950

## HITS

224.....	Tommy Holmes.....	1945
223.....	Hank Aaron.....	1959
219.....	Ralph Garr.....	1971
218.....	Felipe Alou.....	1966
214.....	Ralph Garr.....	1974
210.....	Felipe Alou.....	1968
207.....	Marquis Grissom.....	1996
206.....	Lance Richbourg.....	1928
205.....	George Sisler.....	1929
204.....	Bill Sweeney.....	1912

## TOTAL BASES

400.....	Hank Aaron.....	1959
370.....	Hank Aaron.....	1963
369.....	Hank Aaron.....	1957
367.....	Tommy Holmes.....	1945
366.....	Hank Aaron.....	1962
363.....	Eddie Mathews.....	1953
359.....	Chipper Jones.....	1999
358.....	Hank Aaron.....	1961
355.....	Felipe Alou.....	1966
355.....	Andruw Jones.....	2000

## DOUBLES

49.....	Marcus Giles.....	2003
47.....	Tommy Holmes.....	1945
46.....	Hank Aaron.....	1959
45.....	Marcus Giles.....	2005
44.....	Wally Berger.....	1931
44.....	Lee Maye.....	1964
43.....	Freddie Freeman.....	2014
43.....	Freddie Freeman.....	2016
42.....	Rogers Hornsby.....	1928
42.....	Tommy Holmes.....	1944
42.....	Chipper Jones.....	2007
42.....	Brian McCann.....	2008
42.....	Martin Prado.....	2012

## TRIPLES

18.....	Ray Powell.....	1921
17.....	Ralph Garr.....	1974
16.....	Chick Stahl.....	1900
16.....	Billy Southworth.....	1923
15.....	Rabbit Maranville.....	1920
15.....	Billy Southworth.....	1921
15.....	Billy Bruton.....	1956
14.....	Six tied.....	

## HOME RUNS

51.....	Andruw Jones.....	2005
47.....	Eddie Mathews.....	1953
47.....	Hank Aaron.....	1971
46.....	Eddie Mathews.....	1959
45.....	Hank Aaron.....	1962
45.....	Chipper Jones.....	1999
44.....	Six Tied.....	

## RUNS BATTED IN

135.....	Eddie Mathews.....	1953
132.....	Hank Aaron.....	1957
132.....	Gary Sheffield.....	2003
130.....	Wally Berger.....	1935
130.....	Hank Aaron.....	1963
129.....	Andruw Jones.....	2006
128.....	Hank Aaron.....	1962
128.....	Andruw Jones.....	2005
127.....	Hank Aaron.....	1966
126.....	Eddie Mathews.....	1960

## WALKS

131.....	Bob Elliott.....	1948
127.....	Jimmy Wynn.....	1976
126.....	Darrell Evans.....	1974
126.....	Chipper Jones.....	1999
124.....	Eddie Mathews.....	1963
124.....	Darrell Evans.....	1973
119.....	Earl Torgeson.....	1950
118.....	J.D. Drew.....	2004
117.....	Jeff Burroughs.....	1978
115.....	Dale Murphy.....	1987

## STRIKEOUTS

173.....	B.J. Upton.....	2014
171.....	Dan Uggla.....	2013
171.....	Justin Upton.....	2014
171.....	Freddie Freeman.....	2016
168.....	Dan Uggla.....	2012
161.....	Justin Upton.....	2013
159.....	Chris Johnson.....	2014
156.....	Dan Uggla.....	2011
155.....	Michael Bourn.....	2012
152.....	Jason Heyward.....	2012

## STOLEN BASES

72.....	Otis Nixon.....	1991
57.....	Hap Myers.....	1913
47.....	Otis Nixon.....	1993
46.....	Rafael Furcal.....	2005
42.....	Gerald Perry.....	1987
42.....	Michael Bourn.....	2012
41.....	Otis Nixon.....	1992
40.....	Rafael Furcal.....	2000
39.....	Brett Butler.....	1983
36.....	Bill Collins.....	1910



# BRAVES YEARLY REGULARS – BY POSITION

## CATCHER

Year	Player	HR-RBI-AVG	Year	Player	HR-RBI-AVG	Year	Player	HR-RBI-AVG	Year	Player	HR-RBI-AVG
1901	Kittredge	2-40-.252	1930	Spohrer	2-37-.317	1959	Crandall	21-72-.257	1988	Virgil	9-31-.256
1902	Kittredge	2-30-.233	1931	Spohrer	0-27-.240	1960	Crandall	19-77-.294	1989	Davis	4-19-.169
1903	Moran	7-54-.262	1932	Spohrer	0-33-.269	1961	Torre	10-42-.278	1990	Olson	7-36-.262
1904	Needham	4-19-.258	1933	Hogan	3-30-.253	1962	Crandall	8-45-.297	1991	Olson	6-44-.241
1905	Moran	2-22-.240	1934	Spohrer	0-17-.223	1963	Torre	14-71-.293	1992	Olson	3-27-.238
1906	Needham	1-12-.189	1935	Spohrer	1-16-.242	1964	Torre	20-109-.321	1993	Berryhill	8-43-.245
1907	Needham	1-19-.196	1936	Lopez	8-50-.242	1965	Torre	27-80-.291	1994	Lopez	13-35-.245
1908	Bowerman	1-25-.228	1937	Lopez	3-38-.204	1966	Torre	36-101-.315	1995	Lopez	14-51-.315
1909	Graham	0-17-.240	1938	Mueller	4-35-.237	1967	Torre	20-68-.277	1996	Lopez	23-69-.282
1910	Graham	0-21-.282	1939	Lopez	8-49-.252	1968	Torre	10-55-.271	1997	Lopez	23-68-.295
1911	Kling	2-24-.224	1940	Berres	0-14-.192	1969	Didier	0-32-.256	1998	Lopez	34-106-.284
1912	Kling	2-30-.317	1941	Berres	1-19-.201	1970	Tillman	11-30-.238	1999	Perez	7-30-.249
1913	Raridn	2-30-.286	1942	Lombardi	11-46-.330	1971	Williams	33-87-.260	2000	Lopez	24-89-.287
1914	Gowdy	3-46-.243	1943	Masi	2-28-.273	1972	Williams	28-87-.258	2001	Lopez	17-66-.267
1915	Gowdy	2-30-.247	1944	Masi	3-23-.275	1973	Oates	4-27-.248	2002	Lopez	11-52-.233
1916	Gowdy	1-34-.252	1945	Masi	7-46-.272	1974	Oates	1-21-.223	2003	Lopez	43-109-.328
1917	Tragesser	0-25-.222	1946	Masi	3-62-.264	1975	Correll	11-39-.215	2004	Estrada	9-76-.314
1918	Wilson	0-19-.246	1947	Masi	9-50-.304	1976	Correll	5-16-.225	2005	Estrada	4-39-.261
1919	Gowdy	1-22-.279	1948	Masi	5-44-.253	1977	Pocoroba	8-44-.290	2006	McCann	24-93-.333
1920	O'Neill	0-28-.283	1949	Salkeld	5-25-.255	1978	Pocoroba	6-34-.242	2007	McCann	18-92-.270
1921	O'Neill	2-29-.249	1950	Cooper	14-60-.329	1979	Benedict	0-15-.225	2008	McCann	23-87-.301
1922	O'Neill	0-26-.223	1951	Cooper	18-59-.313	1980	Benedict	2-34-.253	2009	McCann	21-94-.281
1923	O'Neill	0-20-.212	1952	Cooper	10-55-.235	1981	Benedict	5-35-.264	2010	McCann	21-77-.269
1924	O'Neill	0-22-.246	1953	Crandall	15-51-.272	1982	Benedict	3-44-.246	2011	McCann	24-71-.270
1925	Gibson	2-50-.278	1954	Crandall	21-64-.242	1983	Benedict	2-43-.298	2012	McCann	20-67-.230
1926	Taylor	0-42-.255	1955	Crandall	26-62-.236	1984	Benedict	4-25-.223	2013	McCann	20-57-.256
1927	Hogan	3-32-.208	1956	Crandall	16-48-.238	1985	Cerone	3-25-.216	2014	Gattis	22-52-.263
1928	Taylor	2-30-.251	1957	Crandall	15-46-.253	1986	Virgil	15-48-.223	2015	Pierzynski	9-49-.300
1929	Spohrer	2-48-.272	1958	Crandall	18-63-.272	1987	Virgil	27-72-.247	2016	Flowers	8-41-.270

## FIRST BASE

Year	Player	HR-RBI-AVG	Year	Player	HR-RBI-AVG	Year	Player	HR-RBI-AVG	Year	Player	HR-RBI-AVG
1901	Tenney	1-22-.278	1930	Sisler	3-67-.309	1959	Adcock	25-76-.292	1988	Perry	8-74-.300
1902	Tenney	2-30-.315	1931	Sheeley	1-77-.273	1960	Adcock	25-91-.298	1989	Perry	4-21-.252
1903	Tenney	3-41-.313	1932	Shires	5-30-.238	1961	Adcock	35-108-.285	1990	Justice	28-78-.282
1904	Tenney	1-37-.270	1933	Jordan	4-46-.286	1962	Adcock	29-78-.248	1991	Bream	11-45-.253
1905	Tenney	0-28-.288	1934	Jordan	2-58-.311	1963	Oliver	11-47-.250	1992	Bream	10-61-.261
1906	Tenney	1-28-.283	1935	Jordan	5-35-.279	1964	Oliver	13-49-.276	1993	McGriff	19-55-.310
1907	Tenney	0-26-.273	1936	Jordan	3-66-.323	1965	Oliver	21-58-.270	1994	McGriff	34-94-.318
1908	McCann	2-55-.240	1937	Fletcher	1-38-.247	1966	Alou	31-74-.327	1995	McGriff	27-93-.280
1909	Stem	0-11-.208	1938	Fletcher	6-49-.272	1967	Alou	15-43-.274	1996	McGriff	28-107-.295
1910	Sharpe	0-29-.239	1939	Hassett	2-60-.308	1968	Johnson	8-33-.208	1997	McGriff	22-97-.277
1911	Tenney	1-36-.263	1940	Hassett	0-27-.234	1969	Cepeda	22-88-.257	1998	Galarraga	44-121-.305
1912	Houser	8-52-.286	1941	Hassett	1-33-.296	1970	Cepeda	34-111-.305	1999	Klesko	21-80-.297
1913	Myers	2-50-.273	1942	West	16-56-.254	1971	Aaron	47-118-.327	2000	Galarraga	28-100-.302
1914	Schmidt	1-71-.285	1943	McCarthy	2-33-.304	1972	Aaron	34-77-.265	2001	Brogna	3-21-.248
1915	Schmidt	2-60-.251	1944	Ethison	8-33-.214	1973	Lum	16-82-.294	2002	J. Franco	6-30-.284
1916	Konetchy	3-70-.260	1945	Shupe	0-15-.269	1974	Johnson	15-62-.251	2003	Fick	11-80-.269
1917	Konetchy	2-54-.272	1946	Sanders	6-35-.243	1975	Williams	11-50-.240	2004	LaRoche	13-45-.278
1918	Konetchy	2-56-.236	1947	Torgeson	16-78-.281	1976	Montanez	9-64-.321	2005	LaRoche	20-78-.259
1919	Holke	0-48-.292	1948	Torgeson	10-67-.253	1977	Montanez	20-68-.287	2006	LaRoche	32-90-.285
1920	Holke	3-64-.294	1949	Fletcher	11-51-.262	1978	Murphy	23-79-.226	2007	Thorman	11-36-.216
1921	Holke	3-63-.261	1950	Torgeson	23-87-.290	1979	Murphy	21-57-.276	2008	Teixeira	20-78-.283
1922	Holke	0-46-.291	1951	Torgeson	24-92-.263	1980	Chambliss	18-72-.282	2009	Kotchman	6-41-.282
1923	McInnis	2-95-.315	1952	Torgeson	5-34-.230	1981	Chambliss	8-51-.272	2010	Glaus	16-71-.240
1924	McInnis	1-59-.291	1953	Adcock	18-80-.285	1982	Chambliss	20-86-.270	2011	Freeman	21-76-.282
1925	Burrus	5-87-.340	1954	Adcock	23-87-.308	1983	Chambliss	20-78-.280	2012	Freeman	23-94-.259
1926	Burrus	3-61-.270	1955	Crowe	15-55-.281	1984	Chambliss	9-44-.257	2013	Freeman	23-109-.319
1927	Fournier	10-53-.283	1956	Adcock	38-103-.291	1985	Horner	27-89-.267	2014	Freeman	18-78-.288
1928	Sisler	4-68-.340	1957	Torre	5-40-.272	1986	Horner	27-87-.273	2015	Freeman	18-66-.276
1929	Sisler	2-79-.326	1958	Torre	6-55-.309	1987	Perry	12-74-.270	2016	Freeman	34-91-.302

## SECOND BASE

Year	Player	HR-RBI-AVG	Year	Player	HR-RBI-AVG	Year	Player	HR-RBI-AVG	Year	Player	HR-RBI-AVG
1901	Demontreville	5-72-.300	1930	Maguire	0-52-.267	1959	Mantilla	3-19-.250	1988	Gant	19-60-.259
1902	Demontreville	0-53-.260	1931	Maguire	0-26-.228	1960	Cottier	3-19-.227	1989	Treadway	8-40-.277
1903	Abbatichchio	1-46-.227	1932	Maranville	0-37-.235	1961	Bolling	15-56-.262	1990	Treadway	11-59-.283
1904	Raymer	1-28-.210	1933	Maranville	0-38-.218	1962	Bolling	9-43-.271	1991	Treadway	3-32-.320
1905	Raymer	0-51-.211	1934	McManus	8-47-.276	1963	Bolling	5-43-.244	1992	Lemke	6-26-.227
1906	Strobel	1-24-.202	1935	Mallon	2-25-.274	1964	Bolling	5-34-.199	1993	Lemke	7-49-.252
1907	Ritchey	2-51-.255	1936	Cuccinello	7-86-.308	1965	Bolling	7-50-.264	1994	Lemke	3-31-.294
1908	Ritchey	2-36-.273	1937	Cuccinello	11-80-.271	1966	Woodward	0-43-.264	1995	Lemke	5-38-.253
1909	Shean	1-29-.247	1938	Cuccinello	9-76-.265	1967	Woodward	0-25-.226	1996	Lemke	5-37-.255
1910	Shean	3-36-.273	1939	Cuccinello	2-40-.306	1968	Millan	1-33-.289	1997	Lemke	2-26-.245
1911	Sweeney	3-63-.314	1940	Rowell	3-58-.305	1969	Millan	6-57-.267	1998	Lockhart	9-37-.257
1912	Sweeney	1-100-.344	1941	Rowell	7-60-.267	1970	Millan	2-37-.310	1999	Boone	20-63-.252
1913	Sweeney	0-47-.257	1942	Sisti	4-35-.211	1971	Millan	2-45-.289	2000	Veras	5-37-.309
1914	Evers	1-40-.279	1943	Ryan	1-24-.212	1972	Millan	1-38-.257	2001	Veras	3-25-.252
1915	Evers	1-22-.263	1944	Ryan	4-25-.295	1973	Johnson	43-99-.270	2002	Lockhart	5-32-.216
1916	Evers	0-15-.216	1945	Wietelmann	4-33-.271	1974	Perez	2-34-.260	2003	Giles	21-69-.316
1917	Rawlings	2-31-.256	1946	Ryan	1-48-.241	1975	Perez	2-34-.275	2004	Giles	8-48-.311
1918	Herzog	0-26-.228	1947	Ryan	5-69-.265	1976	Gilbreath	1-32-.251	2005	Giles	15-63-.291
1919	Herzog	1-25-.280	1948	Stanky	2-29-.320	1977	Gilbreath	8-43-.243	2006	Giles	11-60-.262
1920	Pick	2-28-.274	1949	Stanky	1-42-.285	1978	Royster	2-35-.259	2007	Johnson	16-68-.276
1921	Ford	2-61-.279	1950	Hartsfield	7-24-.277	1979	Hubbard	3-29-.231	2008	Johnson	12-69-.287
1922	Kopf	1-37-.266	1951	Hartsfield	6-31-.271	1980	Hubbard	9-43-.248	2009	Prado	11-49-.307
1923	Ford	2-50-.271	1952	Dittmer	7-41-.193	1981	Hubbard	6-33-.235	2010	Prado	15-66-.307
1924	Tierney	6-58-.259	1953	Dittmer	9-63-.266	1982	Hubbard	9-59-.248	2011	Ugglä	36-82-.233
1925	Gautreau	0-23-.262	1954	O'Connell	2-37-.279	1983	Hubbard	12-70-.263	2012	Ugglä	19-78-.220
1926	Gautreau	0-8-.267	1955	O'Connell	6-40-.225	1984	Hubbard	9-43-.234	2013	Ugglä	22-55-.179
1927	Gautreau	0-20-.246	1956	O'Connell	2-42-.239	1985	Hubbard	5-39-.232	2014	La Stella	1-31-.251
1928	Hornsby	21-94-.387	1957	Schoendienst	6-32-.310	1986	Hubbard	4-36-.230	2015	Peterson	6-52-.239
1929	Maguire	0-41-.252	1958	Schoendienst	1-24-.262	1987	Hubbard	5-38-.264	2016	Peterson	7-29-.254

## THIRD BASE

Year	Player	HR-RBI-AVG	Year	Player	HR-RBI-AVG	Year	Player	HR-RBI-AVG	Year	Player	HR-RBI-AVG
1901	Lowe	3-47-.255	1930	Chatham	5-56-.267	1959	Mathews	46-114-.306	1988	Oberkfell	3-49-.277
1902	Gremminger	1-65-.257	1931	Urbanski	0-17-.238	1960	Mathews	39-124-.277	1989	Blauser	12-46-.270
1903	Gremminger	5-56-.264	1932	Knothe	1-36-.238	1961	Mathews	32-91-.306	1990	Presley	19-72-.242
1904	Delahanty	3-60-.285	1933	Whitney	8-49-.246	1962	Mathews	29-90-.265	1991	Pendleton	22-86-.319
1905	Wolverton	2-55-.225	1934	Whitney	12-79-.259	1963	Mathews	23-84-.263	1992	Pendleton	21-105-.311
1906	Brain	5-45-.250	1935	Whitney	4-60-.273	1964	Mathews	23-74-.233	1993	Pendleton	17-84-.272
1907	Brain	0-56-.279	1936	Coscarart	2-44-.245	1965	Mathews	32-95-.251	1994	Pendleton	7-30-.252
1908	Sweeney	0-40-.244	1937	English	2-37-.290	1966	Mathews	16-53-.250	1995	C. Jones	23-86-.265
1909	Sweeney	1-36-.243	1938	Stripp	1-19-.275	1967	Boyer	26-90-.245	1996	C. Jones	30-110-.309
1910	Herzog	3-32-.250	1939	Majeski	7-54-.272	1968	Boyer	4-17-.227	1997	C. Jones	21-111-.295
1911	Ingerton	5-61-.250	1940	Sisti	6-34-.251	1969	Boyer	14-57-.250	1998	C. Jones	34-107-.313
1912	McDonald	2-34-.259	1941	Sisti	1-45-.259	1970	Boyer	16-62-.246	1999	C. Jones	45-110-.319
1913	Devlin	2-48-.247	1942	Fernandez	6-55-.255	1971	Evans	12-38-.242	2000	C. Jones	36-111-.311
1914	Deal	0-23-.210	1943	Joost	2-20-.185	1972	Evans	19-71-.254	2001	C. Jones	38-102-.330
1915	Smith	2-65-.264	1944	Phillips	1-53-.258	1973	Evans	41-104-.281	2002	Castilla	12-61-.232
1916	Smith	3-60-.259	1945	Workman	25-87-.274	1974	Evans	25-79-.240	2003	Castilla	22-76-.277
1917	Smith	2-62-.295	1946	Fernandez	2-42-.255	1975	Evans	22-73-.243	2004	C. Jones	30-96-.248
1918	Smith	2-65-.298	1947	Elliott	22-113-.317	1976	Royster	5-45-.248	2005	C. Jones	21-72-.296
1919	Boeckel	1-26-.249	1948	Elliott	23-100-.283	1977	Moore	5-34-.260	2006	C. Jones	26-86-.324
1920	Boeckel	3-62-.268	1949	Elliott	17-76-.280	1978	Horne	23-63-.266	2007	C. Jones	29-102-.337
1921	Boeckel	10-84-.313	1950	Elliott	24-107-.305	1979	Horne	33-98-.314	2008	C. Jones	22-75-.364
1922	Boeckel	6-47-.289	1951	Elliott	15-70-.285	1980	Horne	35-89-.268	2009	C. Jones	18-71-.264
1923	Boeckel	7-79-.298	1952	Mathews	25-58-.242	1981	Horne	15-42-.277	2010	C. Jones	10-46-.265
1924	Padgett	1-46-.255	1953	Mathews	47-135-.302	1982	Horne	32-97-.261	2011	C. Jones	18-70-.275
1925	Marriott	1-40-.268	1954	Mathews	40-103-.290	1983	Horne	20-68-.303	2012	C. Jones	14-62-.287
1926	High	2-66-.296	1955	Mathews	41-101-.289	1984	Johnson	5-30-.279	2013	C. Johnson	12-68-.321
1927	High	4-46-.302	1956	Mathews	37-95-.272	1985	Oberkfell	3-35-.272	2014	C. Johnson	10-58-.263
1928	Bell	10-91-.277	1957	Mathews	32-94-.292	1986	Oberkfell	5-48-.270	2015	Garcia	10-26-.277
1929	Bell	9-72-.298	1958	Mathews	31-77-.251	1987	Oberkfell	3-48-.280	2016	Garcia	14-65-.273

## SHORTSTOP

Year	Player	HR-RBI-AVG	Year	Player	HR-RBI-AVG	Year	Player	HR-RBI-AVG	Year	Player	HR-RBI-AVG
1901	Long	3-68-.238	1930	Maranville	2-43-.281	1959	Logan	13-50-.291	1988	Thomas	13-68-.252
1902	Long	2-44-.227	1931	Maranville	0-23-.260	1960	Logan	7-42-.245	1989	Thomas	13-57-.213
1903	Aubrey	0-27-.212	1932	Urbanski	8-46-.272	1961	McMillan	7-48-.220	1990	Blauser	8-39-.269
1904	Abbatichio	3-54-.256	1933	Urbanski	0-35-.251	1962	McMillan	12-41-.246	1991	Belliard	0-27-.249
1905	Abbatichio	3-41-.279	1934	Urbanski	7-53-.293	1963	McMillan	4-29-.250	1992	Belliard	0-14-.211
1906	Bridwell	0-22-.227	1935	Urbanski	4-30-.230	1964	Menke	20-65-.283	1993	Blauser	15-73-.305
1907	Bridwell	0-26-.218	1936	Urbanski	0-26-.261	1965	Woodward	0-11-.208	1994	Blauser	6-45-.258
1908	Dahlen	3-48-.239	1937	Warstler	3-36-.223	1966	Menke	15-60-.251	1995	Blauser	12-31-.211
1909	Coffey	0-20-.187	1938	Warstler	0-40-.231	1967	Menke	7-39-.227	1996	Blauser	10-35-.245
1910	Sweeney	5-46-.267	1939	Miller	4-31-.267	1968	Jackson	1-19-.226	1997	Blauser	17-70-.308
1911	Herzog	5-41-.310	1940	Miller	14-79-.276	1969	Jackson	1-27-.239	1998	Weiss	0-27-.280
1912	O'Rourke	0-16-.122	1941	Miller	6-68-.239	1970	Jackson	0-20-.259	1999	Weiss	2-29-.226
1913	Maranville	0-47-.257	1942	Miller	6-47-.243	1971	Perez	4-32-.227	2000	Furcal	4-37-.295
1914	Maranville	4-78-.246	1943	Wietelmann	0-39-.215	1972	Perez	1-28-.228	2001	Furcal	4-30-.275
1915	Maranville	2-43-.244	1944	Wietelmann	2-32-.240	1973	Perez	8-57-.250	2002	Furcal	8-47-.275
1916	Maranville	4-38-.235	1945	Culler	2-30-.262	1974	Robinson	0-29-.230	2003	Furcal	15-61-.292
1917	Maranville	3-43-.260	1946	Culler	0-33-.255	1975	Blanks	3-38-.234	2004	Furcal	14-59-.279
1918	Rawlings	0-21-.207	1947	Culler	0-19-.248	1976	Chaney	1-50-.252	2005	Furcal	12-58-.284
1919	Maranville	5-43-.267	1948	Dark	3-48-.322	1977	Rockett	1-24-.254	2006	Renteria	14-70-.293
1920	Maranville	1-43-.266	1949	Dark	3-53-.276	1978	Chaney	3-20-.224	2007	Renteria	12-57-.332
1921	Barbare	0-49-.302	1950	Kerr	2-46-.227	1979	Frias	1-44-.259	2008	Escobar	10-60-.288
1922	Ford	2-60-.272	1951	Kerr	1-18-.186	1980	Gomez	0-24-.191	2009	Escobar	14-76-.299
1923	Smith	0-40-.251	1952	Logan	4-42-.283	1981	Ramirez	2-20-.218	2010	Escobar	0-19-.238
1924	Smith	2-38-.228	1953	Logan	11-73-.273	1982	Ramirez	10-52-.278	2011	Gonzalez	15-56-.241
1925	Bancroft	2-49-.319	1954	Logan	8-66-.275	1983	Ramirez	7-58-.297	2012	Simmons	3-19-.289
1926	Bancroft	1-44-.311	1955	Logan	13-83-.297	1984	Ramirez	2-48-.266	2013	Simmons	17-59-.248
1927	Bancroft	1-31-.243	1956	Logan	15-46-.281	1985	Ramirez	5-58-.248	2014	Simmons	7-46-.244
1928	Farrel	3-43-.215	1957	Logan	10-49-.273	1986	Ramirez	8-33-.240	2015	Simmons	4-44-.265
1929	Maranville	0-55-.284	1958	Logan	11-53-.226	1987	Thomas	5-39-.231	2016	Aybar	2-26-.242

## LEFT FIELD

Year	Player	HR-RBI-AVG	Year	Player	HR-RBI-AVG	Year	Player	HR-RBI-AVG	Year	Player	HR-RBI-AVG
1901	Cooley	0-27-.258	1930	Berger	38-119-.310	1959	Covington	7-45-.279	1988	James	3-30-.256
1902	Cooley	0-58-.296	1931	Worthington	4-44-.291	1960	Covington	10-35-.249	1989	L. Smith	21-79-.315
1903	Cooley	1-70-.289	1932	Worthington	8-61-.303	1961	Thomas	25-67-.284	1990	L. Smith	9-42-.305
1904	Cooley	5-70-.272	1933	Lee	1-2-.221	1962	Maye	10-41-.244	1991	L. Smith	9-50-.275
1905	Delahanty	5-55-.258	1934	Lee	8-79-.292	1963	Maye	11-34-.271	1992	Gant	17-80-.259
1906	Howard	1-54-.261	1935	Lee	0-39-.303	1964	Carty	22-88-.330	1993	Gant	36-117-.274
1907	Randall	0-15-.213	1936	Lee	3-64-.253	1965	Alou	23-78-.297	1994	Klesko	17-47-.278
1908	Bates	1-29-.258	1937	Garms	2-37-.259	1966	Carty	15-76-.326	1995	Klesko	23-70-.310
1909	Thomas	0-11-.263	1938	West	10-63-.234	1967	Carty	15-64-.255	1996	Klesko	34-93-.282
1910	Collins	3-40-.241	1939	West	19-82-.285	1968	Lum	3-21-.224	1997	Klesko	24-84-.261
1911	Kaiser	2-15-.203	1940	Ross	17-89-.281	1969	Gonzales	10-50-.294	1998	Klesko	18-70-.274
1912	Jackson	4-48-.262	1941	West	12-68-.277	1970	Carty	25-101-.366	1999	Williams	17-68-.275
1913	Connolly	5-57-.281	1942	Ross	5-19-.195	1971	Garr	9-44-.343	2000	R. Sanders	11-37-.232
1914	Connolly	9-65-.306	1943	Nieman	7-46-.251	1972	Garr	12-53-.325	2001	Surhoff	10-58-.271
1915	Connolly	0-23-.298	1944	Nieman	16-65-.265	1973	Garr	11-55-.299	2002	C. Jones	26-100-.327
1916	Magee	3-54-.241	1945	Nieman	14-56-.247	1974	Garr	11-54-.353	2003	C. Jones	27-106-.305
1917	Kelly	3-36-.222	1946	Rowell	3-31-.280	1975	Garr	6-31-.278	2004	Thomas	7-31-.288
1918	Massey	0-18-.291	1947	Rowell	5-40-.276	1976	Wynn	17-66-.207	2005	Johnson	9-40-.241
1919	Cruise	1-21-.216	1948	Heath	20-76-.319	1977	Burroughs	41-114-.271	2006	Langerhans	6-24-.241
1920	Mann	3-32-.276	1949	Rickert	6-49-.292	1978	Burroughs	23-77-.301	2007	Diaz	12-45-.338
1921	Cruise	8-55-.346	1950	Gordon	27-103-.304	1979	Matthews	27-90-.304	2008	Blanco	1-38-.251
1922	Nixon	2-22-.264	1951	Gordon	29-109-.287	1980	Matthews	19-75-.278	2009	Anderson	13-61-.268
1923	Felix	6-44-.273	1952	Gordon	25-75-.289	1981	Linares	5-25-.265	2010	Cabrera	4-42-.255
1924	Cunningham	1-40-.272	1953	Gordon	19-75-.274	1982	Butler	0-7-.217	2011	Prado	13-57-.260
1925	Neis	5-45-.285	1954	Gordon	13-69-.280	1983	Butler	5-37-.281	2012	Prado	10-70-.301
1926	Brown	2-84-.328	1955	Thomson	12-56-.257	1984	Perry	7-47-.265	2013	J. Upton	27-70-.263
1927	Brown	2-75-.306	1956	Thomson	20-74-.235	1985	Harper	17-72-.264	2014	J. Upton	29-102-.270
1928	Brown	2-59-.268	1957	Covington	21-65-.284	1986	Griffey	12-32-.308	2015	Gomes	7-22-.221
1929	Harper	10-68-.291	1958	Covington	24-74-.330	1987	Griffey	14-64-.286	2016	Kemp	12-39-.280

## CENTER FIELD

Year	Player	HR-RBI-AVG	Year	Player	HR-RBI-AVG	Year	Player	HR-RBI-AVG	Year	Player	HR-RBI-AVG
1901	Hamilton	3-38-.292	1930	Welsh	3-36-.275	1959	Bruton	6-41-.289	1988	Blocker	2-10-.212
1902	Lush	2-19-.223	1931	Berger	19-84-.323	1960	Bruton	12-54.286	1989	McDowell	7-24-.304
1903	Dexter	3-34-.223	1932	Berger	17-74-.307	1961	Aaron	34-120-.327	1990	Gant	32-84-.303
1904	Geier	1-27-.243	1933	Berger	27-106-.313	1962	Aaron	45-128-.323	1991	Gant	32-105-.251
1905	Cannell	0-36-.247	1934	Berger	34-121-.298	1963	Jones	3-22-.219	1992	Nixon	2-22-.294
1906	Bates	6-54-.252	1935	Berger	34-130-.295	1964	Maye	10-74-.304	1993	Nixon	1-24-.269
1907	Beaumont	4-62-.322	1936	Berger	25-91-.288	1965	Jones	31-75-.262	1994	R. Kelly	6-24-.286
1908	Beaumont	2-52-.267	1937	DiMaggio	13-69-.256	1966	Jones	23-66-.264	1995	Grissom	12-42-.258
1909	Beaumont	0-60-.263	1938	DiMaggio	14-61.228	1967	Jones	17-50-.253	1996	Grissom	23-74-.308
1910	Beck	10-64-.275	1939	Cooney	2-27-.274	1968	Alou	11-57-.317	1997	Lofton	5-48-.333
1911	Donlin	2-34-.315	1940	Cooney	0-21-.318	1969	Alou	5-32-.282	1998	A. Jones	31-90-.271
1912	Campbell	3-48-.296	1941	Cooney	0-29-.319	1970	Gonzales	7-55-.265	1999	A. Jones	26-84-.275
1913	Mann	3-51-.253	1942	Holmes	4-41-.278	1971	Jackson	2-25-.258	2000	A. Jones	36-104-.303
1914	Mann	4-40-.247	1943	Holmes	5-41-.270	1972	Baker	17-76-.321	2001	A. Jones	34-104-.251
1915	Magee	2-87-.280	1944	Holmes	13-73-.309	1973	Baker	21-99-.288	2002	A. Jones	35-94-.264
1916	Snodgrass	1-32-.249	1945	Gillenwater	7-72-.288	1974	Office	3-31-.246	2003	A. Jones	36-116-.277
1917	Powell	4-30-.270	1946	Gillenwater	1-14-.228	1975	Office	3-30-.290	2004	A. Jones	29-91-.261
1918	Powell	0-20-.213	1947	Hopp	2-32-.288	1976	Office	4-34-.281	2005	A. Jones	51-128-.263
1919	Riggert	4-17-.283	1948	McCormick	1-39-.303	1977	Office	5-39-.241	2006	A. Jones	41-129-.262
1920	Powell	6-29-.225	1949	Russell	8-54-.231	1978	Office	9-40-.250	2007	A. Jones	26-94-.222
1921	Powell	12-74-.306	1950	Jethroe	18-58-.273	1979	Bonnell	12-45-.259	2008	Kotsay	6-37-.289
1922	Powell	6-37-.296	1951	Jethroe	18-65-.280	1980	Murphy	33-89-.281	2009	McLouth	11-36-.257
1923	Powell	4-38-.302	1952	Jethroe	13-58-.232	1981	Murphy	13-50-.247	2010	McLouth	6-24-.190
1924	Wilson	1-15-.237	1953	Bruton	1-41-.250	1982	Murphy	36-109-.281	2011	McLouth	4-16-.228
1925	Felix	2-66-.307	1954	Bruton	4-30-.284	1983	Murphy	36-121-.302	2012	Bourn	9-57-.274
1926	Smith	3-57-.278	1955	Bruton	7-47-.275	1984	Murphy	36-100-.290	2013	B. Upton	9-26-.184
1927	Welsh	9-54-.288	1956	Bruton	8-56-.272	1985	Murphy	37-111-.300	2014	B. Upton	12-35-.208
1928	Smith	1-32-.280	1957	Bruton	5-30-.278	1986	Murphy	29-83-.265	2015	Maybin	10-59-.267
1929	Clark	1-30-.315	1958	Bruton	3-28-.280	1987	James	10-61-.312	2016	Inciarte	3-29-.291

## RIGHT FIELD

Year	Player	HR-RBI-AVG	Year	Player	HR-RBI-AVG	Year	Player	HR-RBI-AVG	Year	Player	HR-RBI-AVG
1901	Slagle	0-7-.271	1930	Richbourg	3-54-.304	1959	Aaron	39-123-.355	1988	Murphy	24-77-.226
1902	Carney	2-65-.257	1931	Schulmerich	2-43-.309	1960	Aaron	40-126-.292	1989	Murphy	20-84-.228
1903	Carney	2-65-.270	1932	Schulmerich	11-57-.26	1961	Maye	14-41-.271	1990	Murphy	17-55-.232
1904	Cannell	0-18-.234	1933	Moore	8-70-.302	1962	Jones	10-36-.255	1991	Justice	21-87-.275
1905	Dolan	3-48-.275	1934	Thompson	0-37-.265	1963	Aaron	44-130-.319	1992	Justice	21-72-.256
1906	Dolan	0-39-.248	1935	Moore	4-42-.275	1964	Aaron	24-95-.328	1993	Justice	40-120-.270
1907	Bates	2-49-.260	1936	Moore	13-67-.290	1965	Aaron	32-89-.318	1994	Justice	19-59-.313
1908	Browne	1-34-.228	1937	Moore	16-70-.283	1966	Aaron	44-127-.279	1995	Justice	24-78-.253
1909	Becker	6-24-.246	1938	Cooney	0-17-.271	1967	Aaron	39-109-.307	1996	Dye	12-37-.281
1910	Miller	3-55-.286	1939	Earms	2-37-.298	1968	Aaron	29-86-.287	1997	Tucker	14-56-.283
1911	Miller	7-91-.333	1940	West	7-72-.261	1969	Aaron	44-97-.300	1998	Tucker	13-46-.244
1912	Titus	2-48-.325	1941	Moore	5-43-.272	1970	Aaron	38-118-.298	1999	Jordan	23-115-.283
1913	Titus	5-38-.297	1942	Warer	1-39-.258	1971	Lum	13-55-.269	2000	Jordan	17-77-.264
1914	Gilbert	5-25-.268	1943	Workman	10-67-.249	1972	Lum	9-38-.228	2001	Jordan	25-97-.295
1915	Moran	0-21-.200	1944	Workman	11-53-.208	1973	Aaron	40-96-.301	2002	Sheffield	25-84-.307
1916	Wilhoit	2-38-.230	1945	Holmes	28-117-.352	1974	Baker	20-69-.256	2003	Sheffield	39-132-.330
1917	Rehg	1-31-.270	1946	Holmes	6-79-.310	1975	Baker	19-72-.261	2004	Drew	31-93-.305
1918	Wickland	4-32-.262	1947	Holmes	9-53-.309	1976	Henderson	13-61-.262	2005	Francoeur	14-45-.300
1919	Powell	2-33-.236	1948	Holmes	6-61-.325	1977	Matthews	17-64-.283	2006	Francoeur	29-103-.260
1920	Cruise	1-21-.278	1949	Holmes	8-59-.266	1978	Matthews	18-62-.285	2007	Francoeur	19-105-.293
1921	Southworth	7-79-.308	1950	Holmes	9-51-.298	1979	Burroughs	11-47-.224	2008	Francoeur	11-71-.239
1922	Cruise	4-46-.278	1951	Marshall	11-62-.281	1980	Burroughs	13-51-.278	2009	Francoeur	5-35-.250
1923	Southworth	6-78-.319	1952	Thorpe	3-26-.260	1981	Washington	5-37-.291	2010	Heyward	18-72-.277
1924	Stengel	5-39-.280	1953	Pafko	17-72-.297	1982	Washington	16-80-.266	2011	Heyward	14-42-.227
1925	Welsh	7-63-.312	1954	Pafko	14-69-.286	1983	Washington	9-44-.278	2012	Heyward	27-82-.269
1926	Welsh	2-66-.296	1955	Aaron	27-106-.314	1984	Washington	17-61-.286	2013	Heyward	14-38-.254
1927	Richbourg	2-34-.309	1956	Aaron	26-92-.328	1985	Washington	15-43-.276	2014	Heyward	11-58-.271
1928	Richbourg	2-52-.337	1957	Aaron	44-132-.322	1986	Moreno	4-27-.234	2015	Markakis	3-53-.296
1929	Richbourg	3-56-.305	1958	Aaron	30-95-.326	1987	Murphy	44-105-.295	2016	Markakis	13-89-.269

# BRAVES HOME RUNS

## HOME RUN FROM BOTH SIDES OF THE PLATE

Player	Date	Pitchers	Inning	On
Jim Russell	June 7, 1948 at Chicago	Dutch McCall	5th	2
Chipper Jones	May 1, 1999 vs. Cincinnati	Ralph Miller	9th	0
Chipper Jones	August 1, 1999 vs. Philadelphia	Pete Harnisch	4th	0
Chipper Jones	September 21, 1999 vs. New York	Gabe White	8th	0
Chipper Jones	May 14, 2000 at Philadelphia	Randy Wolf	1st	1
Chipper Jones	July 5, 2000 vs. Montreal	Steve Schrenk	4th	0
Rafael Furcal	April 15, 2005 at Philadelphia	Rick Reed	1st	0
Rafael Furcal	July 31, 2005 vs. Pittsburgh	Dennis Cook	8th	0
Chipper Jones	July 5, 2007 at Los Angeles (NL)	Paul Byrd	1st	1
Mark Teixeira	June 22, 2008 vs. Seattle	Trevor Miller	7th	0
Mark Teixeira	July 20, 2008 vs. Washington	Javier Vazquez	4th	0
Nick Swisher	August 22, 2015 at Chicago (NL)	Steve Kline	9th	0
		Pedro Liriano	6th	0
		Aaron Fultz	8th	0
		Josh Fogg	5th	0
		John Grabow	7th	0
		Eric Stults	6th	0
		Chin-hui Tsao	8th	0
		Carlos Silva	2nd	0
		Carlos Silva	4th	0
		Ryan Rowland-Smith	7th	0
		Odalis Perez	3rd	0
		Jesus Colome	9th	0
		Dan Haren	2nd	1
		Travis Wood	5th	1

Information provided by David Vincent, SABR

## ATLANTA BRAVES INSIDE-THE-PARK HOME RUNS [SINCE 1966]

Date	Player	Opponent	Game Site	Inning
May 29, 1966	Eddie Mathews	Chicago	Chicago	9th
May 10, 1967	Hank Aaron	Philadelphia	Philadelphia	8th
April 17, 1969	Sonny Jackson	Houston	Houston	4th
July 7, 1973	Ralph Garr	New York	New York	7th
July 16, 1973	Marty Perez	New York	Atlanta	3rd
August 5, 1973	Paul Casanova	San Diego	Atlanta	6th
June 6, 1976	Tom Paciorek	Montreal	Montreal	6th
May 1, 1979	Gary Matthews	Pittsburgh	Pittsburgh	9th
May 6, 1984	Dale Murphy	Montreal	Montreal	9th
September 25, 1984	Brad Komminsk	Cincinnati	Cincinnati	8th
July 28, 1985	Paul Runge	Philadelphia	Philadelphia	7th
August 6, 1989	Jeff Treadway	Cincinnati	Cincinnati	7th
July 20, 1991	Ron Gant	St. Louis	St. Louis	9th
August 23, 1992	Jeff Blauser	St. Louis	Atlanta	7th
July 26, 1993	Deion Sanders	Colorado	Colorado	3rd
July 27, 1993	Fred McGriff	Colorado	Colorado	6th
May 27, 1997	Kenny Lofton	San Diego	San Diego	5th
October 7, 2001	Wes Helms	Florida	Atlanta	5th
September 6, 2016	Dansby Swanson	Washington	Washington	2nd



# BRAVES MISCELLANEOUS HOME RUN LEADERS

## GRAND SLAMS - CAREER

16.....	Hank Aaron
10.....	Brian McCann
9.....	Joe Adcock
8.....	Eddie Mathews
7.....	Javy Lopez
6.....	Wally Berger
6.....	Ryan Klesko
6.....	Chipper Jones

## GRAND SLAMS - SEASON

4.....	Sid Gordon.....	1950
3.....	Wally Berger.....	1935
3.....	Del Crandall.....	1955
3.....	Hank Aaron.....	1962
3.....	Chipper Jones.....	1997
2.....	32 times	
Last: Brian McCann, 2012		

## PINCH - CAREER

7.....	Joe Adcock
7.....	Brooks Conrad
6.....	Mike Lum
6.....	Tommy Gregg
6.....	Eric Hinske
5.....	Butch Nieman
5.....	Dwight Smith
5.....	Javy Lopez
5.....	Keith Lockhart

## PINCH - SEASON

5.....	Butch Nieman.....	1945
4.....	Tommy Gregg.....	1990
4.....	Evan Gattis.....	2013
3.....	Jim Breazeale.....	1972
3.....	Jim Wynn.....	1976
3.....	Mike Lum.....	1979
3.....	Jeff Burroughs.....	1980
3.....	Graig Nettles.....	1987
3.....	Dwight Smith.....	1996
3.....	Greg Norton.....	2008
3.....	Brooks Conrad.....	2010
3.....	Eric Hinske.....	2010
3.....	Brooks Conrad.....	2011
3.....	Brandon Snyder.....	2016

## LEADOFF - CAREER

17.....	Felipe Alou
12.....	Rafael Furcal
10.....	Bill Bruton
10.....	Claudell Washington
9.....	Ralph Garr
9.....	Ron Gant
9.....	Marquis Grissom

## LEADOFF - SEASON

7.....	Marquis Grissom.....	1996
5.....	Felipe Alou.....	1965
5.....	Felipe Alou.....	1966
5.....	Felipe Alou.....	1967
5.....	Claudell Washington.....	1984

## EXTRA-INNING - CAREER

13.....	Hank Aaron
11.....	Chipper Jones
8.....	Andruw Jones
7.....	Brian McCann
6.....	Wally Berger
6.....	Eddie Mathews
6.....	Joe Torre
5.....	Dale Murphy

## EXTRA-INNING - SEASON

4.....	Chipper Jones.....	1999
3.....	Terry Harper.....	1985
3.....	Brian McCann.....	2011
2.....	25 times	
Last: Evan Gattis, 2014		

## HOME - SEASON

31.....	Hank Aaron.....	1971
27.....	Jeff Burroughs.....	1977
26.....	Davey Johnson.....	1973
26.....	Javy Lopez.....	2003
25.....	Bob Horner.....	1982
25.....	Dale Murphy.....	1987
25.....	Chipper Jones.....	1999

## ROAD - SEASON

30.....	Eddie Mathews.....	1953
30.....	Andruw Jones.....	2005
28.....	Andres Galarrraga.....	1998
27.....	Hank Aaron.....	1962
26.....	Hank Aaron.....	1957
26.....	Eddie Mathews.....	1959
25.....	Hank Aaron.....	1963

## AS DH - CAREER

7.....	Chipper Jones
2.....	Brian McCann
2.....	Jeff Francoeur
1.....	By five players
(G. Colbrunn, R. Klesko, J. Franco, E. Gattis and R. Doumit)	

## AS DH - SEASON

3.....	Chipper Jones.....	2004
2.....	Brian McCann.....	2013
2.....	Jeff Francoeur.....	2016

## AS A ROOKIE

38.....	Wally Berger (151 g).....	1930
33.....	Earl Williams (145 g).....	1971
28.....	David Justice (127 g).....	1990
25.....	Eddie Mathews (145 g).....	1952
23.....	Bob Horner (89 g).....	1978
23.....	Chipper Jones (140 g).....	1995
22.....	Rico Carty (133 g).....	1964
21.....	Freddie Freeman (157 g).....	2011
21.....	Evan Gattis (105 g).....	2013
19.....	Ron Gant (146 g).....	1988
18.....	Sam Jethroe (141 g).....	1950
18.....	Andruw Jones (153 g).....	1996
18.....	Jason Heyward (142 g).....	2010

## MOST IN A MONTH

15.....	Joe Adcock.....	July 1956
14.....	Bob Horner.....	July 1980
14.....	Eddie Mathews.....	Aug. 1956
13.....	Eddie Mathews.....	July 1954
13.....	Ozzie Virgil.....	May 1987
13.....	Andruw Jones.....	June 2005
12.....	Eddie Mathews.....	June 1955
12.....	Hank Aaron.....	July 1961
12.....	Frank Thomas.....	Aug. 1961
12.....	Davey Johnson.....	Aug. 1973
12.....	Justin Upton.....	April 2013

## MOST BY MONTH

April.....	12 ..	Justin Upton.....	2013
May.....	13 ..	Ozzie Virgil.....	1987
June.....	13 ..	Andruw Jones.....	2005
July.....	15 ..	Joe Adcock.....	1956
August.....	14 ..	Eddie Mathews.....	1954
Sept.....	11 ..	Eddie Mathews.....	1959

## PRE ALL-STAR BREAK

28.....	Andres Galarrraga.....	1998
27.....	Eddie Mathews.....	1953
27.....	Hank Aaron.....	1957
27.....	Hank Aaron.....	1973
27.....	Darrell Evans.....	1973
27.....	Andruw Jones.....	2005

## POST ALL-STAR BREAK

26.....	Joe Adcock.....	1956
25.....	Bob Horner.....	1980
24.....	Eddie Mathews.....	1956
24.....	Hank Aaron.....	1962
24.....	Chipper Jones.....	1999
24.....	Andruw Jones.....	2005

## YOUNGEST TO HOMER

### BOSTON

18.169	Lew Brown	1876
--------	-----------	------

### MILWAUKEE

18.328	Bill Southworth	1964
--------	-----------------	------

### ATLANTA

19.115	Andruw Jones	1996
--------	--------------	------

## OLDEST TO HOMER

### BOSTON

40.108	Babe Ruth	1935
(three-homer game)		

### MILWAUKEE

43.090	Warren Spahn	1964
--------	--------------	------

### ATLANTA

46.355	Julio Franco	2005
--------	--------------	------

# ATLANTA YEAR-BY-YEAR TEAM FIELDING TOTALS

Year	Pct.	G	PO	A	E	TC	DP	TP	PB
1966	.976	163	4408	1734	154	6296	139	0	27
1967	.978	162	4362	1801	138	6301	148	0	42
1968	.980	163	4423	1803	125	6351	139	0	14
1969	.981	162	4335	1635	115	6085	114	1	31
1970	.977	162	4292	1684	141	6117	118	0	30
1971	.977	162	4424	1814	146	6384	180	0	33
1972	.974	155	4131	1633	156	5920	130	0	36
1973	.974	162	4386	1809	166	6361	142	0	23
1974	.979	163	4423	1822	132	6377	161	0	31
1975	.972	161	4290	1877	175	6342	147	0	35
1976	.973	162	4314	1820	167	6301	151	0	38
1977	.972	162	4336	1705	175	6216	127	0	34
1978	.975	162	4321	1739	153	6213	126	1	32
1979	.970	160	4223	1781	183	6187	139	0	25
1980	.975	161	4284	1950	162	6396	156	0	14
1981	.976	107	2904	1284	102	4290	93	0	10
1982	.979	162	4389	1922	137	6448	186	0	13
1983	.978	162	4322	1850	137	6309	176	0	6
1984	.978	162	4341	1963	139	6443	153	0	7
1985	.976	162	4372	2028	159	6559	197	0	8
1986	.978	161	4274	2026	141	6441	181	1	11
1987	.982	161	4283	1921	116	6320	170	0	11
1988	.975	160	4338	1789	151	6278	138	0	9
1989	.976	161	4343	1722	152	6217	124	0	14
1990	.974	162	4289	1735	158	6182	133	0	15
1991	.978	162	4358	1834	138	6330	122	0	14
1992	.982	162	4380	1703	109	6192	121	0	13
1993	.983	162	4365	1769	108	6242	146	0	13
1994	.982	114	3079	1232	81	4392	85	0	11
1995	.982	144	3875	1569	100	5544	113	0	8
1996	.980	162	4407	1808	130	6345	143	0	11
1997	.982	162	4397	1669	114	6180	136	0	11
1998	.985	162	4316	1681	91	6088	139	0	13
1999	.982	162	4413	1657	111	6181	127	0	10
2000	.979	162	4321	1735	129	6185	138	1	9
2001	.983	162	4342	1636	103	6081	133	0	9
2002	.982	161	4402	1822	114	6338	170	0	12
2003	.981	162	4369	1884	121	6374	166	1	7
2004	.981	162	4350	1791	116	6257	171	1	10
2005	.986	162	4331	1803	86	6220	170	0	8
2006	.984	162	4324	1608	99	6031	146	0	8
2007	.983	162	4369	1657	107	6133	141	0	10
2008	.983	162	4322	1791	107	6220	149	0	14
2009	.985	162	4388	1714	96	6198	159	0	12
2010	.980	162	4318	1770	126	6214	166	0	6
2011	.987	162	4439	1675	83	6197	131	0	9
2012	.986	162	4336	1654	86	6076	147	0	10
2013	.986	162	4351	1680	85	6116	141	0	6
2014	.986	162	4365	1527	85	5977	143	0	18
2015	.985	162	4276	1593	90	5959	186	0	13
2016	.983	161	4343	1565	101	6009	134	0	14

# HIGHEST FIELDING AVERAGE – SEASON

(MINIMUM 100 GAMES PLAYED AT THAT POSITION)

BOSTON (1900–52)	NAME	YEAR	PCT.
First Baseman	Walter Holke	1921	.997
Second Baseman	Edward Stanky	1949	.979
Third Baseman	Arthur Whitney	1934	.968
Shortstop	Edward Miller	1942	.983
Outfielder	Willard Marshall	1951	1.000
	Johnny Cooney	1941	.996
	Sid Gordon	1952	.996
Catcher	Raymond Berres	1941	.995
Pitcher*	James Turner	1938	1.000
MILWAUKEE (1953–65)	NAME	YEAR	PCT.
First Baseman	Joe Adcock	1962	.997
Second Baseman	Frank Bolling	1962	.989
Third Baseman	Eddie Mathews	1963	.968
Shortstop	Woody Woodward	1965	.977
Outfielder	Bill Bruton	1959	.991
	Hank Aaron	1965	.987
	Bill Bruton	1960	.986
Catcher	Del Crandall	1956	.996
Pitcher*	Warren Spahn	1957	1.000
ATLANTA (1966–PRESENT)	NAME	YEAR	PCT.
First Baseman	Mark Teixeira	2008	.998
Second Baseman	Mark Lemke	1994	.994
Third Baseman	Vinny Castilla	2002	.982
Shortstop	Andrelton Simmons	2015	.988
Outfielder	Jason Heyward	2013	1.000
	Marquis Grissom	1996	.997
	Nick Markakis	2015	.997
	Dion James	1987	.996
	Andruw Jones	2000	.996
Catcher	Brian McCann	2012	.998
Pitcher*	Phil Niekro	1974	1.000
	Phil Niekro	1975	1.000
	Phil Niekro	1977	1.000
	Tom Glavine	1991	1.000
	Greg Maddux	1995	1.000
	Tom Glavine	2002	1.000
	Tim Hudson	2007	1.000

\*Minimum 60 total chances for pitchers.

## ASSISTING AS NEEDED

Top single-season and career assist totals, by position, in Atlanta history (since 1966).

Season				Career		
Position	Name	Year	Assists	Position	Name	Assists
First Base	Chris Chambliss	1982	138	First Base	Freddie Freeman	564
Second Base	Glenn Hubbard	1985	539	Second Base	Glenn Hubbard	4045
Third Base	Darrell Evans	1975	381	Third Base	Chipper Jones	3447
Shortstop	Rafael Ramirez	1982	528	Shortstop	Rafael Ramirez	2739
Outfield	Andruw Jones	1998	20	Outfield	Andruw Jones	111
Outfield	Jeff Francoeur	2007	19	Outfield	Dale Murphy	102
Outfield	Jimmy Wynn	1976	17	Outfield	Hank Aaron	68
Outfield	Ralph Garr	1971	15	Catcher	Bruce Benedict	577
Outfield	Dale Murphy	1988	15	Pitcher	Phil Niekro	754
Catcher	Ozzie Virgil	1986	93			
Pitcher	Greg Maddux	1996	71			

# ATLANTA BRAVES CLUB RECORDS (SINCE 1966)

## ATLANTA GENERAL CLUB RECORDS

SEASON	
Highest home attendance	3,884,720 in 1993
Highest road attendance	2,944,157 in 1993
Most games played	163 in 1966, 1968, 1974
Most extra-inning games played	26 in 2011
Most Players Used	60, in 2015, 2016
Most games won, season	106 in 1998
Most games lost, season	106 in 1988
Most games won, month	21, three times, last: June, 2002
Most games lost, month	21, May, 1976; June, 2006
Most games won, home	56 in 1996, 1998, 1999, 2010, 2013
Most victories over one club, season	17, vs. San Diego, 1974
Most losses to one club, season	16, vs. Cincinnati, 1980
Games won, vs. NL teams	4,005 in 51 seasons
Games lost, vs. NL teams	3,774 in 51 seasons
Games won, vs. AL teams	169, in 20 seasons
Games lost, vs. AL teams	170, in 20 seasons
Times League champion	5 (Last: 1999)
Times Division champion	17 (Last: 2013)
Times Wild Card champion	2 (Last: 2012)
Last place finishes	9, last: 2016
Highest percentage, games won, season	.654 in 1998 (106-56)
Lowest percentage, games won, season	.338 in 1988 (54-106)
Most shutouts won, season	24 in 1992
Most shutouts lost, season	24 in 1978
Most 1-0 shutouts won, season	7 in 1974
Most 1-0 shutouts lost, season	4 in 1988, 1989, 2014
Most consecutive games won	15, April 16-May 2, 2000
Most consecutive games lost	17, April 23-May 11, 1977
Most consecutive victories, home	12, April 9-May 2, 2000
Most consecutive victories, road	10, July 9-22, 1992; April 4-17, 1994; September 10-27, 2009
Most consecutive losses, home	12, August 25-September 13, 2015
Most consecutive losses, road	13, August 11-September 6, 2015

### GAME

Longest 1-0 game won	13 innings, vs. St. Louis, May 16, 1997
Longest 1-0 game lost	13 innings, vs. Los Angeles, May 18, 1974; vs. St. Louis, May 20, 1989
Shortest game by time	1:14, at Chicago (NL), May 9, 1990 (5 innings)
Shortest game by time, nine innings	1:32 at Cincinnati, June 17, 1971
Longest game by time	6:39, vs. Pittsburgh, July 26, 2011 (19 innings)
Longest game by time, nine innings	3:57, vs. New York (AL), June 3, 2000
Longest game by innings, road	20, vs. Philadelphia, May 4, 1973
Longest game by innings, home	19, vs. New York, July 4, 1985; vs. Pittsburgh, July 26, 2011
Largest comeback victory	9 runs, vs. St. Louis, May 15, 1977 (trailed 10-1 in 5th inning, won 15-12)
	vs. San Diego, June 7, 1987 (trailed 11-2 in 6th inning, won 13-12)
	at Washington, July 20, 2012 (trailed 9-0 in 5th inning, won 11-10)

## LONGEST BRAVES GAMES BY INNING

The longest games in Atlanta franchise history (since 1966).

### 20 innings

May 4, 1973 at Philadelphia -- PHI 5, ATL 4

### 19 innings

July 4, 1985 at Atlanta -- NYM 16, ATL 13

May 14, 1988 at St. Louis -- ATL 7, STL 5

July 26, 2011 at Atlanta -- ATL 4, PIT 3

### 18 innings

Sept. 6, 1984 at Los Angeles -- ATL 3, LAD 2

June 11, 1985 at Atlanta -- SF 5, ATL 4

August 3, 1996, at Los Angeles -- ATL 5, LA 3

\*October 9, 2005, at Houston -- HOU 7, ATL 6

\*Division Series

### 17 innings

May 2, 1968 at Los Angeles -- LAD 2, ATL 1

August 5, 1971 at Atlanta -- ATL 2, NY 1

September 28, 1988 at Atlanta -- ATL 4, HOU 3

July 28, 1989 at Atlanta -- CIN 4, ATL 2

July 6, 2008 at Atlanta -- ATL 7, HOU 6

### 16 innings

August 11, 1967 at Atlanta -- ATL 6, HOU 5

May 17, 1968 at New York -- ATL 3, NYM 1

May 23, 1987 at Chicago -- CHI 7, ATL 6

August 10, 1988 at Atlanta -- SD 5, ATL 4

May 6, 1992 at Pittsburgh -- PIT 4, ATL 3

May 7, 2002 at Atlanta -- LAD 6, ATL 5

## ATLANTA TEAM BATTING RECORDS

	SEASON
Most at-bats.....	5,689 in 2007
Most runs.....	907 in 2003
Fewest runs.....	514 in 1968
Most runs per game.....	5.60 in 2003
Fewest runs per game.....	3.15 in 1968
Most opponent runs.....	895 in 1977
Most hits.....	1,608 in 2003
Most singles.....	1,109 in 1968
Most doubles.....	328 in 2007
Fewest doubles.....	170 in 1976
Most triples.....	48 in 1992
Fewest triples.....	16 in 2011
Most home runs.....	235 in 2003
Fewest home runs.....	80 in 1968
Most home runs, Atlanta-Fulton County Stadium (Braves & opponents).....	211 in 1970
Most home runs, Turner Field (Braves & opponents).....	195 in 2006
Most grand slams.....	12 in 1997
Most pinch-homers.....	10 in 2010
Most total bases.....	2,696 in 2003
Most extra-base hits.....	587 in 2003
Most sacrifice hits.....	109 in 1974
Most sacrifice flies.....	52 in 1997, 2016
Most stolen bases.....	165 in 1991
Fewest stolen bases.....	47 in 1972
Most caught stealing.....	88 in 1983
Fewest caught stealing.....	22 in 2003
Most bases on balls.....	641 in 1987
Fewest bases on balls.....	414 in 1968
Most strikeouts.....	1,384 in 2013
Fewest strikeouts.....	665 in 1969
Most hit by pitch.....	61 in 1998
Fewest hit by pitch.....	17 in 1977, 1983
Most runs batted in.....	872 in 2003
Highest batting average.....	284 in 2003
Lowest batting average.....	234 in 1989
Highest slugging percentage.....	475 in 2003
Lowest slugging percentage.....	334 in 1976
Highest on-base percentage.....	349 in 2003
Lowest on-base percentage.....	298 in 1989
Most ground into double plays.....	154 in 1985
Fewest ground into double plays.....	82 in 1992
Most left on base.....	1,274 in 2008
Fewest left on base.....	1,038 in 1988
Most 300 hitters.....	3 in 1966, 1970, 2000, 2003
Most consecutive games, one or more homers.....	25, (45 homers), 1998

## GAME

Most runs.....	20, two times, vs. Florida, October 5, 2001; at Colorado, April 18, 1999
Most runs, shutout.....	18, vs. Florida, October 3, 1999
Most runs, inning.....	13, vs. Houston, September 20, 1972 (2nd inning)
Most hits.....	25, vs. Cincinnati, May 1, 1985
Most doubles.....	9, three times, at Philadelphia, 5/3/1986; vs. San Francisco, 8/18/1998; at Arizona, 7/29/2007
Most home runs.....	8, at Chicago (NL), May 28, 2006
Most extra-base hits.....	12, at Boston, May 19 [2], 2007
Most total bases.....	46 at Chicago, April 15, 1994
Most left on base.....	27, vs. Philadelphia, May 4, 1973 (20 innings)
Most left on base, nine innings.....	18, vs. Los Angeles, June 23, 1986
Most stolen bases.....	8, two times, vs. New York, July 16, 1988; at Montreal, June 16, 1991
Most grand slams.....	2, vs. San Francisco, July 3, 1966; vs. Houston, May 2, 1987; vs. Philadelphia, July 14, 1997
Most times struck out.....	20, vs. Washington, August 17, 2013 (15 innings)
Most times struck out, nine innings.....	18, five times, last: April 26, 2013 at Detroit



ATLANTA TEAM PITCHING RECORDS

	SEASON
Most pitchers used .....	37 in 2015
Lowest ERA .....	2.92 in 1968
Highest ERA .....	4.85 in 1977
Most runs allowed .....	895 in 1977
Fewest runs allowed .....	548 in 2013
Most runs allowed per game .....	5.52 in 1977
Fewest runs allowed per game .....	3.37 in 1968
Most innings pitched .....	1479.2 in 2011
Fewest innings pitched .....	1377.0 in 1972
Most hits allowed .....	1581 in 1977
Fewest hits allowed .....	1291 in 1988
Most shutouts .....	24 in 1992
Fewest shutouts .....	3 in 1979
Most bases on balls allowed .....	701 in 1977
Fewest bases on balls .....	362 in 1968
Most strikeouts .....	1,332 in 2011
Fewest strikeouts .....	669 in 1975
Most home runs allowed .....	185 in 1970
Fewest home runs allowed .....	86 in 1976
Most complete games .....	46 in 1974
Fewest complete games .....	1, in 2007, 2013, 2016
Most saves .....	57 in 2002
Fewest saves .....	22 in 1974
Most consecutive shutouts .....	3, five times, last: 10/2/15-10/4/15
Most consecutive scoreless innings .....	36, 4th inning 4/26 - 3rd inning, 5/1/92
Most wild pitches .....	83 in 1966, 2016

	GAME
Most runs allowed .....	23, two times, to Cincinnati, April 25, 1977; to San Francisco, June 8, 1990
Most runs allowed, shutout .....	19, to Montreal, July 30, 1978
Most wild pitches .....	6, vs. Houston, August 4, 1979

ATLANTA TEAM FIELDING RECORDS

	SEASON/GAME/INNING
Most putouts .....	4,439 in 2011
Fewest putouts .....	4,223 in 1979
Most assists .....	2,028 in 1985
Fewest assists .....	1,527 in 2014
Most chances accepted .....	6,559 in 1985
Fewest chances accepted .....	5,959 in 2015
Most errors .....	183 in 1979
Fewest errors .....	83 in 2011
Most errorless games .....	101 in 2011
Most consecutive errorless games .....	13 in 2011 (September 13-27)
Most double plays .....	197 in 1985
Fewest double plays .....	113 in 1969
Most consecutive games making a double play .....	15 (20 DPs) in 1982 (May 21-June 8)
Most passed balls .....	42 in 1967* <b>tmnl</b>
Fewest passed balls .....	6 in 1983, 2010, 2013
Highest fielding average .....	.987 in 2011
Lowest fielding average .....	.970 in 1979
Most errors, game .....	7, two times, vs. Philadelphia, July 22, 1973 (2nd game); at Colorado, May 2, 2004
Most double plays, game .....	7, vs. Cincinnati, June 27, 1982 (14 innings)* <b>tmnl</b>
Most double plays, nine innings .....	5, six times; last: at Florida, April 14, 2002
Most errors, inning .....	4, two times, at San Francisco, June 13, 1989 (3rd); vs. San Diego, Sep. 16, 1990 (2nd)

## ATLANTA INDIVIDUAL BATTING RECORDS

## CAREER

Most years appeared, non-pitcher.....	19, Chipper Jones
Most games.....	2,499, Chipper Jones
Most consecutive games.....	740, Dale Murphy (9/25/81-7/8/86)
Most at-bats.....	8,984, Chipper Jones
Most runs.....	1,619, Chipper Jones
Most hits.....	2,726, Chipper Jones
Most singles.....	1,671, Chipper Jones
Most doubles.....	549, Chipper Jones
Most triples.....	40, Ralph Garr
Most home runs, righthander.....	371, Dale Murphy
Most home runs, lefthander.....	176, Brian McCann
Most home runs, switch-hitter.....	468, Chipper Jones (107 from right side, 361 from left side)
Most RBI.....	1,623, Chipper Jones
Most game-winning RBI.....	229, Chipper Jones
Most grand slams.....	10, Brian McCann
Most total bases.....	4,755, Chipper Jones
Most extra-base hits.....	1,055, Chipper Jones
Highest batting average.....	.317, Ralph Garr
Highest slugging average.....	.567, Hank Aaron
Highest on-base percentage.....	.401, Chipper Jones
Most stolen bases.....	189, Rafael Furcal
Most bases on balls.....	1,512, Chipper Jones
Most bases on balls, intentional.....	177, Chipper Jones
Most strikeouts.....	1,581, Dale Murphy
Most sacrifice hits.....	171, Tom Glavine
Most sacrifice flies.....	97, Chipper Jones
Most hit by pitch.....	83, Andruw Jones
Most grounded into double plays.....	253, Chipper Jones

## SEASON

Most games.....	162, F. Millan (1969); D. Murphy (1982-85); A. Jones (1999); J. Francoeur (2006-07); F. Freeman (2014)
Most at-bats.....	671, Marquis Grissom, 158 games, 1996
Most runs.....	131, Dale Murphy, 162 games, 1983
Most hits.....	219, Ralph Garr, 154 games, 1971
Most consecutive games hit safely.....	33, Dan Uggla, 2011
Most consecutive games hit safely to begin a season.....	23, Edgar Renteria, 2006
Most consecutive at-bats with a hit.....	10, Matt Diaz, August 12-14, 2006 (in 10 plate appearances)
Most singles.....	180, Ralph Garr, 154 games, 1971
Most doubles.....	49, Marcus Giles, 145 games, 2003
Most triples.....	17, Ralph Garr, 143 games, 1974
Most home runs, righthander.....	51, Andruw Jones, 160 games, 2005
Most home runs, lefthander.....	41, Darrell Evans, 161 games, 1973
Most home runs, switch hitter.....	45, Chipper Jones, 157 games, 1999
Most home runs, home.....	31, Hank Aaron, 1971
Most home runs, road.....	30, Andruw Jones, 2005
Most home runs, month.....	14, Bob Horner, July 1980
Most home runs, rookie.....	33, Earl Williams, 145 games, 1971
Most two-homer games.....	9, Andruw Jones, 2005
Most grand slams.....	3, Chipper Jones, 157 games, 1997
Most total bases.....	359, Chipper Jones, 157 games, 1999
Most pinch-hits.....	20, Chris Chambliss, 97 games, 1986
Most consecutive pinch-hits.....	6, Milt Thompson, 1985
Most extra-base hits.....	87, Chipper Jones, 157 games, 1999
Most sacrifice hits.....	20, three times, Rod Gilbreath, 116 games, 1976;
.....	Glenn Hubbard, 145 games, 1982; Javier Vazquez, 32 games, 2009
Most sacrifice flies.....	10, 3x, Bob Horner, 141 g, 1986; Gerald Perry, 141 g, 1988; Chipper Jones, 156 g, 2000
Most times grounded into double plays.....	25, Andrelton Simmons, 2014
Most stolen bases.....	72, Otis Nixon, 124 games, 1991
Most caught stealing.....	23, Brett Butler, 151 games, 1983
Most bases on balls.....	127, James Wynn, 148 games, 1976
Most bases on balls, intentional.....	29, Dale Murphy, 1987
Most consecutive games, bases on balls.....	16, Chipper Jones, 1999
Most consecutive games, reached base safely.....	52, Gary Sheffield, 2002

ATLANTA INDIVIDUAL BATTING RECORDS, CONTINUED

Most strikeouts .....	173, B.J. Upton, 141 games, 2014
Fewest strikeouts.....	35, Felix Millan, 162 games, 1969
Most hit by pitch .....	25, Andres Galarraga, 153 games, 1998
Most RBI .....	132, Gary Sheffield, 155 games, 2003
Most game-winning RBI .....	23, two times, Ron Gant, 154 games, 1991; Gary Sheffield, 135 games, 2002
Most consecutive games with RBI .....	9, Andruw Jones, April 29-May 8, 2003
Highest batting average.....	.366, Rico Carty, 136 games, 1970
Highest slugging average .....	.669, Hank Aaron, 139 games, 1971
Highest on-base percentage.....	.470, Chipper Jones, 128 games, 2008

GAME

Most runs .....	5, four times ..... Chipper Jones (August 30, 1997 & July 3, 2001); Kenny Lofton (April 14, 1997); Lonnie Smith (May 6, 1989)
Most hits.....	6, two times, ..... Felix Millan vs. San Francisco, July 6, 1970; Willie Harris vs. St. Louis, July 21, 2007
Most doubles.....	4, three times, *tml ..... Marcus Giles at Montreal, July 27, 2003; Adam LaRoche at Milwaukee, May 15, 2004 ..... Rafael Ramirez vs. Chicago (NL), May 21, 1986
Most triples.....	3, Rafael Furcal vs. Florida, April 21, 2002*tml
Most home runs .....	4, Bob Horner vs. Montreal, July 6, 1986*tml
Most RBI .....	9, Tony Cloninger vs. San Francisco, July 3, 1966
Most grand slams.....	2, Tony Cloninger vs. San Francisco, July 3, 1966*tml
Most stolen bases .....	6, Otis Nixon vs. Montreal, June 16, 1991*tml
Most bases on balls.....	5, three times ..... Hank Aaron at St. Louis, July 11, 1972; ..... Dale Murphy vs. New York, April 22, 1983 & vs. Chicago, May 23, 1987

INNING

Most home runs .....	2, Dale Murphy vs. San Francisco, July 27, 1989*tml
Most RBI .....	6, Dale Murphy vs. San Francisco, July 27, 1989
Most stolen bases .....	2, 62 times, Last: Ender Inciarte, August 31, 2016 vs. San Diego, 1st inning (2nd & 3rd)

ATLANTA INDIVIDUAL PITCHING RECORDS

CAREER

Most years.....	20, John Smoltz
Most games .....	708, John Smoltz
Most games started .....	594, Phil Niekro
Most complete games .....	226, Phil Niekro
Most innings pitched.....	4,533, Phil Niekro
Highest winning percentage .....	.688 (194-88), Greg Maddux
Most games won.....	266, Phil Niekro
Most 20-win seasons.....	5, Tom Glavine
Most games lost .....	227, Phil Niekro
Most saves .....	186, Craig Kimbrel
Most 40-save seasons .....	4 (consecutive, 2011-14), Craig Kimbrel
Most bases on balls .....	1,425, Phil Niekro
Most bases on balls, intentional .....	114, Tom Glavine
Most strikeouts .....	3,011, John Smoltz
Most shutouts .....	43, Phil Niekro
Most runs .....	1,880, Phil Niekro
Most earned runs .....	1,613, Phil Niekro
Lowest ERA.....	2.63, Greg Maddux
Most hits.....	4,136, Phil Niekro
Most home runs .....	386, Phil Niekro
Most balks.....	35, Phil Niekro
Most sacrifice hits allowed.....	193, Phil Niekro
Most sacrifice flies allowed.....	87, Tom Glavine
Most batters hit by pitch.....	104, Phil Niekro
Most wild pitches .....	190, Phil Niekro

## ATLANTA INDIVIDUAL PITCHING RECORDS

## SEASON

Most games pitched.....	87, Peter Moylan, 2009
Most games started.....	44, Phil Niekro, 1979
Most complete games.....	23, Phil Niekro, 1979
Most games finished.....	68, John Smoltz, 2002
Most innings pitched.....	342, Phil Niekro, 1979
Highest winning percentage.....	.905 (19-2), Greg Maddux, 1995
Highest winning percentage, starter (min. 20 dec.).....	.905 (19-2), Greg Maddux, 1995*
Most games won, righthander.....	24, John Smoltz, 1996
Most games won, lefthander.....	22, Tom Glavine, 1993
Most games lost.....	20, Phil Niekro, 1977, 1979
Most games lost, relief pitcher.....	16, Gene Garber, 1979
Longest winning streak.....	14 games, John Smoltz, 1996
Longest losing streak.....	16 games, Shelby Miller, 2015
Most saves.....	55, John Smoltz, 2002* <b>tnl</b>
Most bases on balls.....	164, Phil Niekro, 1977
Most bases on balls, intentional.....	16, Gene Garber, 1982
Lowest ERA (min. 162 IP).....	1.56, Greg Maddux, 202.0 IP, 1994
Most strikeouts.....	276, John Smoltz, 1996
Most shutouts.....	6, Phil Niekro, 1974
Most 1-0 shutouts won.....	3, Charlie Leibrandt, 1992
Most runs allowed.....	166, Phil Niekro, 1977
Most earned runs allowed.....	148, Phil Niekro, 1977
Most hits allowed.....	315, Phil Niekro, 1977
Most hit batsmen.....	15, Tim Hudson, 2011
Most wild pitches.....	27, Tony Cloninger, 1966
Most home runs allowed.....	41, Phil Niekro, 1979
Most sacrifice hits allowed.....	22, Tom Glavine, 1999
Most sacrifice flies allowed.....	12, three times
.....	Tony Cloninger, 1966; Carl Morton, 1974; Ervin Santana, 2014
Most balks.....	8, Rick Mahler, 1988

## GAME

Most strikeouts.....	15, two times, John Smoltz vs. Montreal, May 24, 1992 & vs. New York (NL), April 10, 2005
Most wild pitches.....	6, Phil Niekro vs. Houston, August 4, 1979* <b>tnl</b>

## INNING

Most wild pitches.....	4, Phil Niekro vs. Houston, August 4, 1979* <b>tnl</b>
------------------------	--

## ATLANTA INDIVIDUAL FIELDING RECORDS

## SEASON

Most putouts.....	1,626, Chris Chambliss, 1980
Most assists.....	539, Glenn Hubbard, 1985
Most errors.....	39, Rafael Ramirez, 1983

## GAME

Most errors.....	4, Darrell Evans, vs. Cincinnati, 9/20/1975; Mark DeRosa, at Colorado, 5/2/2004
------------------	---

## INNING

Most errors.....	3, Jim Presley vs. San Diego, September 16, 1990 (2nd inning)
------------------	---

\*-Denotes Major League record.

\*nl-Denotes National League record.

\*tnl-Denotes tied National League record.

\*tml-Denotes tied Major League record.

\*mml-Denotes modern Major League record.

\*tmml-Denotes tied modern Major League record.

\*tmnl-Denotes tied modern National League record.

# BRAVES FRANCHISE RECORDS

## GENERAL FRANCHISE RECORDS

Highest home attendance, season .....	3,884,720 in 1993
Highest road attendance, season .....	2,944,157 in 1993
Most games played .....	163 in 1963, 1966, 1968, 1974
Most extra-inning games played .....	27 in 1943
Most games won, season .....	106, 1998
Most games lost, season .....	115 in 1935
Most games won, month .....	26, September 1914
Most games lost, month .....	25, September 1928, September 1935
Most games won, home, season .....	56 in 1996, 1998, 1999, 2010, 2013
Most games lost, home, season .....	55 in 1923
Most games won, road, season .....	53 in 1993
Most games lost, road, season .....	65 in 1935
Games won, vs. NL teams .....	10,269 in 141 years
Games lost, vs. NL teams .....	10,262 in 141 years
Games won, vs. AL teams .....	169 in 20 years
Games lost, vs. AL teams .....	170 in 20 years
Highest winning percentage, season .....	.705 in 1897 (93-39)
Highest winning percentage, season, since 1900 .....	.654 in 1998 (106-56)
Lowest winning percentage, season .....	.248 in 1935 (38-115)
Most shutouts lost, season .....	28 in 1906
Most 1-0 shutouts won, season .....	9 in 1916
Most 1-0 shutouts lost, season .....	6 in 1906, 1933
Most consecutive games won .....	18 in 1891
Most consecutive games won since 1900 .....	15 in 2000
Most consecutive games lost .....	19 in 1906
Most consecutive victories, home .....	12 in 2000
Most consecutive victories, road .....	11 in 1956
Most consecutive losses, home .....	14 in 1911
Most consecutive losses, road .....	16 in 1906
Most victories over one club, season .....	18, Cincinnati, 1957
Most losses to one club, season .....	21, Chicago, 1909
Times league champion .....	17
Last place finishes .....	15
Longest 1-0 game won .....	13 innings, seven times, last vs. St. Louis, May 16, 1997
Longest 1-0 game lost .....	17 innings, vs. Chicago, September 21, 1901
Shortest game by time .....	1:15 vs. Cincinnati, August 10, 1944
Longest game by time, 9 innings .....	4:02 at San Francisco, June 22, 1962
Longest game by innings .....	26, vs. Brooklyn, May 1, 1920 (1-1 tie)*
Largest winning margin .....	19 runs vs. St. Louis, September 18, 1915 (20-1), 1st Game
Largest losing margin .....	23 runs, vs. Cincinnati, June 4, 1911 (3-26)
Most consecutive Opening Day wins .....	10, 1887-1896
Most players, season .....	60 in 2015, 2016
Fewest players, season .....	23 in 1905
Largest crowd, day game .....	54,296 vs. Philadelphia, October 2, 2010
Largest crowd, doubleheader .....	50,597 vs. Chicago, July 4, 1972
Largest crowd, night game .....	53,953 vs. St. Louis, July 21, 2007
Largest crowd, home opener .....	53,775 vs. Los Angeles, April 8, 1974
Largest crowd, postseason game .....	54,357 vs. Chicago, October 5, 2003
Largest crowd, Turner Field, regular-season game .....	54,296 vs. Philadelphia, October 2, 2010



## FRANCHISE CLUB BATTING RECORDS

## SEASON

Most at-bats .....	5,689 in 2007
Most runs .....	1,220 in 1894
Most runs since 1900 .....	907 in 2003
Most runs per game .....	9.17 in 1894
Most runs per game (since 1900) .....	5.60 in 2003
Fewest runs .....	408 in 1906
Fewest runs per game .....	2.68 in 1906
Most hits .....	1,658 in 1894
Most hits since 1900 .....	1,608 in 2003
Fewest hits .....	1,115 in 1906
Most singles .....	1,196 in 1925
Most doubles .....	328 in 2007
Fewest doubles .....	125 in 1909
Most triples .....	100 in 1921
Fewest triples .....	16 in 2011
Most home runs .....	235 in 2003
Fewest home runs .....	15 in 1909
Most home runs, home games, Braves and opponent .....	211 in 1970
Most grand slams .....	12 in 1997* <sup>tnl</sup>
Most pinch-home runs .....	10 in 2010
Most total bases .....	2,483 in 1998
Most extra-base hits .....	587 in 2003
Most sacrifice hits .....	142 in 1956
Most sacrifice flies .....	60 in 1960
Most stolen bases .....	373 in 1887
Most stolen bases since 1900 .....	189 in 1902
Fewest stolen bases .....	20 in 1935
Most caught stealing .....	88 in 1983
Fewest caught stealing (since 1951) .....	8 in 1958
Most bases on balls .....	684 in 1949
Fewest bases on balls .....	326 in 1933
Most strikeouts .....	1,384 in 2013
Fewest strikeouts .....	348 in 1926
Most hit by pitch .....	61 in 1998
Fewest hit by pitch .....	13 in 1941
Most RBI .....	1,027 in 1894
Most RBI since 1900 .....	872 in 2003
Highest batting average .....	.331 in 1894
Highest batting average (since 1900) .....	.292 in 1925
Lowest batting average .....	.223 in 1909
Highest on-base percentage .....	.357 in 1948
Lowest on-base percentage .....	.267 in 1885
Lowest on-base percentage since 1900 .....	.277 in 1905
Highest slugging percentage .....	.475 in 2003
Lowest slugging percentage .....	.274 in 1909
Most ground into double plays .....	154 in 1985
Fewest ground into double plays .....	82 in 1992
Most left on base .....	1,274 in 2008
Fewest left on base .....	1,003 in 1933
Most .300 hitters .....	8 in 1931
Most consecutive games, one or more homers .....	25 (45 homers) in 1998

## FRANCHISE SINGLE-SEASON BATTING LEADERS

Below are the franchise single-season batting leaders by position.

Position	Batting Avg	Home Runs	RBI
<b>Catcher</b>	.330 Ernie Lombardi, 1921	43 Javy Lopez, 2003	109 Javy Lopez, 2003
<b>First Base</b>	.373 Dan Brouthers, 1889	44 Andres Galarraga, 1998	121 Andres Galarraga, 1998
<b>Second Base</b>	.387 Rogers Hornsby, 1928	43 Davey Johnson, 1973	115 Bobby Lowe, 1894
<b>Third Base</b>	.364 Chipper Jones, 2008	47 Eddie Mathews, 1953	135 Eddie Mathews, 1953
<b>Shortstop</b>	.343 Herman Long, 1896	20 Denis Menke, 1964	100 Herman Long, 1896 100 Herman Long, 1899
<b>Left Field</b>	.366 Rico Carty, 1970	40 Hank Aaron, 1973	129 Hugh Duffy, 1897
<b>Center Field</b>	.440 Hugh Duffy, 1894	51 Andruw Jones, 2005	145 Hugh Duffy, 1894
<b>Right Field</b>	.355 Hank Aaron, 1959	47 Hank Aaron, 1971	132 Hank Aaron, 1957 132 Gary Sheffield, 2003

FRANCHISE CLUB BATTING RECORDS, CONTINUED

GAME	
Most players used .....	28, vs. Washington, September 7, 2008
Most players used (9-inning game) .....	25, at Philadelphia, September 26, 1964
Most players used, both teams (9-inning game) .....	45, at New York Mets, September 29, 2002* <b>tml</b>
Most runs .....	30, vs. Detroit, June 9, 1883
Most runs since 1900 .....	23, vs. Chicago, September 2, 1957 (1st game)
Most runs, both teams since 1900 .....	33, vs. Chicago, September 2, 1957 (1st game)
Most runs, shutout game .....	18, vs. Buffalo, October 3, 1885
Most runs, shutout game since 1900 .....	18, vs. Florida, October 3, 1999
Largest comeback victory .....	9 runs, vs. St. Louis, May 15, 1977 (trailed 10-1 in 5th inning, won 15-12) vs. San Diego, June 7, 1987 (trailed 11-2 in 6th inning, won 13-12)
.....	at Washington, July 20, 2012 (trailed 9-0 in 5th inning, won 11-10)
Most hits .....	32, vs. St. Louis, September 3, 1896 (1st game)
Most hits since 1900 .....	26, vs. Chicago, September 2, 1957 (1st game)
Most left on base .....	27, vs. Philadelphia, May 4, 1973 (20 innings)*; 18, vs. Los Angeles, June 23, 1986* <b>tml</b>
Most extra-base hits .....	13, vs. Brooklyn, July 31, 1954 (6 doubles, 7 HR)
Most total bases .....	47, vs. Pittsburgh, August 30, 1953 (1st game)
Most stolen bases .....	8, vs. Cincinnati, August 28, 1909; vs. New York, July 16, 1988 vs. Montreal, June 16, 1991
Most home runs .....	8, vs. Pittsburgh, August 30, 1953 (1st game) at Chicago, May 28, 2006
Most home runs, both clubs .....	10, vs. Cincinnati, April 2, 1970 (3-7)
Most grand slams .....	2, vs. Philadelphia, July 14, 1997; vs. Houston, May 2, 1987; vs. San Francisco, July 3, 1966* <b>tml</b>

INNING	
Most runs .....	16, vs. Baltimore, June 18, 1894 (1st)
Most runs since 1900 .....	13, vs. St. Louis, July 25, 1900 (1st); vs. Brooklyn, June 25, 1910 (1st); vs. Houston, September 20, 1972 (2nd)
Most runs, both teams .....	17, vs. New York, June 20, 1912 (9th 10-7)* <b>tml</b>
Most hits .....	12, vs. Houston, September 20, 1972 (2nd)
Most hits, both teams .....	17, vs. New York, June 20, 1912 (9th)
Most extra-base hits .....	7, vs. St. Louis, August 25, 1963 (1G), (1st - 7 doubles)
Most home runs .....	4, vs. Cincinnati, June 8, 1961 (7th); at Chicago, June 8, 1965 (10th); vs. Montreal, June 21, 1971 (8th); vs. Houston, September 20, 1992 (6th); at Philadelphia, June 23, 1997 (3rd); vs. San Francisco, May 20, 2001 (7th)
Most consecutive home runs .....	4, vs. Cincinnati, June 8, 1961 (7th) (Mathews, Aaron, Adcock, Thomas)* <b>tml</b>

FRANCHISE CLUB PITCHING RECORDS

SEASON	
Most innings pitched .....	1479.2 in 2011
Fewest innings pitched .....	1330.0 in 1935
Most opponents runs .....	1,021 in 1911
Fewest opponent runs .....	516 in 1902
Most opponent runs per game .....	6.54 in 1911
Fewest opponent runs per game .....	2.87 in 1916
Most hits allowed .....	1,662 in 1923
Fewest hits allowed .....	1,156 in 1892
Fewest hits allowed (since 1900) .....	1,206 in 1916
Most walks .....	701 in 1977
Fewest walks .....	325 in 1916
Most home runs .....	185 in 1970
Fewest home runs .....	19 in 1917
Most shutouts .....	24 in 1992
Fewest shutouts .....	1 in 1928
Most complete games .....	142 in 1892
Most complete games since 1900 .....	139 in 1905
Fewest complete games .....	1 in 2007, 2013, 2016
Most consecutive (CG) shutouts .....	3, July 24-26, 1959 (Pizarro, Burdette, Spahn); September 4-6, 1963 (Spahn, Sadowski, Shaw)
Most consecutive scoreless innings .....	36, April 26 (4th inning) to May 1 (3rd inning), 1992
Most no-hit games .....	2 in 1960

## FRANCHISE CLUB PITCHING RECORDS, CONTINUED

Most strikeouts .....	1,332 in 2011
Fewest strikeouts .....	343 in 1928
Most saves .....	57 in 2002
Fewest saves .....	0, four times (1901, 1904, 1905 and 1906)
Most wild pitches .....	83 in 1966, 2016
Fewest balks .....	0 in 1948, 1957*tml
Lowest ERA .....	2.19 in 1916
Highest ERA .....	5.41 in 1894
Highest ERA since 1900 .....	5.12 in 1929

## GAME

Most pitchers used .....	10, two times
.....	at Philadelphia, September 27, 2003; vs. Washington, September 7, 2008
Most pitcher used (nine-inning game) .....	8, 11 times, last: at Washington, September 3, 2015
Most wild pitches .....	6, vs. Chicago, May 4, 1963; vs. Houston, August 4, 1979
Most balks .....	6, vs. Chicago, May 4, 1963*
Most runs by opponent .....	27 by Pittsburgh, June 6, 1894
Most runs by opponent since 1900 .....	26 by Cincinnati, June 4, 1911
Most runs, shutout game, by opponent .....	19 by Montreal, July 30, 1978

## INNING

Most pitchers used, inning .....	5, vs. St. Louis, July 22, 1967 (9th)
.....	(Johnson, Hernandez, Raymond, Kelley, Upshaw)
Most wild pitches .....	4, vs. Houston, August 4, 1979 (Niekro)

## FRANCHISE CLUB FIELDING RECORDS

## SEASON

Most putouts .....	4,424 in 1971
Fewest putouts .....	3,975 in 1906
Most assists .....	2,225 in 1908
Fewest assists .....	1,527 in 2014
Most chances accepted .....	6,559 in 1985
Fewest chances accepted .....	5,750 in 1935
Most errors .....	353 in 1904
Fewest errors .....	83 in 2011
Most errorless games .....	101 in 2011
Most consecutive errorless games .....	11 in 2005 (May 24-June 4)
Most double plays .....	197 in 1985
Fewest double plays .....	101 in 1935
Most consecutive games making a double play .....	15 (20 DPs) in 1982 (May 21-June 8)
Most passed balls .....	167 in 1883
Most passed balls since 1900 .....	42 in 1905, 1967
Fewest passed balls .....	2 in 1943
Highest fielding average .....	.987 in 2011
Lowest fielding average .....	.945 in 1904

## GAME

Most errors .....	11, vs. St. Louis, June 11, 1906
Most double plays .....	7, vs. Cincinnati, June 27, 1982 (14 innings)*tml
Most double plays, 9 innings (since 1957) .....	5 (six times), last: vs. Florida, April 14, 2002

\*-Denotes Major League record

\*nl-Denotes National League record

\*tnl-Denotes tied National League record

\*tml-Denotes tied Major League record

\*mml-Denotes modern Major League record

\*tmml-Denotes tied modern Major League record

\*tmnl-Denotes tied modern National League record

FRANCHISE INDIVIDUAL BATTING RECORDS

CAREER

Most years, non-pitcher .....	21, Hank Aaron
Most games .....	3,076, Hank Aaron
Most consecutive games .....	740, Dale Murphy (9/26/81-7/8/86)
Most at-bats .....	11,628, Hank Aaron
Most runs .....	2,107, Hank Aaron
Most hits .....	3,600, Hank Aaron
Most singles .....	2,171, Hank Aaron
Most doubles .....	600, Hank Aaron
Most triples .....	103, Rabbit Maranville
Most home runs, righthander .....	733, Hank Aaron
Most home runs, lefthander .....	493, Eddie Mathews
Most home runs, switch-hitter .....	468, Chipper Jones
Most grand slams .....	16, Hank Aaron
Most pinch-homers .....	7, Joe Adcock, Brooks Conrad
Most homers by pitcher .....	35, Warren Spahn
Most total bases .....	6,591, Hank Aaron
Most extra-base hits .....	1,429, Hank Aaron
Most stolen bases .....	431, Herman Long
Most stolen bases since 1900 .....	240, Hank Aaron
Most times caught stealing .....	83, Jerry Royster
Most bases on balls .....	1,512, Chipper Jones
Most intentional bases on balls .....	289, Hank Aaron
Most strikeouts .....	1,581, Dale Murphy
Most RBI .....	2,202, Hank Aaron
Most sacrifice hits .....	220, Rabbit Maranville
Most sacrifice flies .....	113, Hank Aaron
Most times hit by pitch .....	150, Tommy Tucker
Most times grounded into double play .....	305, Hank Aaron
Highest batting average .....	.338, Billy Hamilton
Highest batting average (since 1900) .....	.317, Ralph Garr, Rico Carty
Highest slugging average .....	.567, Hank Aaron
Highest on-base percentage .....	.456, Billy Hamilton
Highest on-base percentage (since 1900) .....	.401, Chipper Jones

SEASON

Most games .162, F. Millan (1969), D. Murphy (1982-85), A. Jones (1999), J. Francoeur (2006-07), Freeman (2014)	
Most at-bats .....	671, Marquis Grissom, 158 games, 1996
Most runs .....	160, Hugh Duffy, 124 games, 1894
Most runs since 1900 .....	131, Dale Murphy, 162 games, 1983
Most hits .....	236, Hugh Duffy, 124 games, 1894
Most hits since 1900 .....	224, Tommy Holmes, 154 games, 1945
Most consecutive hits .....	10, Buddy Hassett, June 9, 10, 14, 1940; Matt Diaz, August 12, 13, 14, 2006
Most singles .....	180, Ralph Garr, 154 games, 1971
Most doubles .....	50, Hugh Duffy, 124 games, 1894
Most doubles since 1900 .....	49 Marcus Giles, 145 games, 2003
Most triples .....	20, Richard Johnston, 124 games, 1887
Most triples since 1900 .....	18, Ray Powell, 149 games, 1921
Most home runs, righthander .....	51, Andruw Jones, 160 games, 2005
Most home runs, lefthander .....	47, Eddie Mathews, 157 games, 1953
Most home runs, switch-hitter .....	45, Chipper Jones, 157 games, 1999* <b>tnl</b>
Most home runs, home .....	31, Hank Aaron, 1971
Most home runs, road .....	30, Eddie Mathews, 1953; Andruw Jones, 2005
Most home runs, month .....	15, Joe Adcock, July 1956
Most home runs, rookie .....	38, Wally Berger, 151 games, 1930* <b>tnl</b>
Most home runs, two consecutive games .....	5, Joe Adcock, July 30-31, 1954* <b>tnl</b>
Most home runs, consecutive at-bats .....	4, Andruw Jones, Sept. 7-10, 2002; Robert Lowe, 1894 * <b>tnl</b>
Most home runs vs. one club .....	13, Joe Adcock vs. Brooklyn, 1956* <b>tnl</b>
Most grand slams .....	4, Sid Gordon, 134 games, 1950
Most home runs, by pitcher .....	6, Jim Tobin, 1942
Most total bases .....	400, Hank Aaron, 154 games, 1959

## FRANCHISE INDIVIDUAL BATTING RECORDS, CONTINUED

Most extra-base hits.....	92, Hank Aaron, 154 games, 1959
Most stolen bases.....	93, Billy Hamilton, 131 games, 1896
Most stolen bases since 1900.....	72, Otis Nixon, 124 games, 1991
Most caught stealing.....	23, Brett Butler, 151 games, 1983
Most bases on balls.....	131, Bob Elliott, 151 games, 1948
Most intentional bases on balls.....	29, Dale Murphy, 159 games, 1987
Most consecutive games, bases on balls.....	16, Chipper Jones, 1999
Most strikeouts.....	171, Dan Uggla, 136 games, 2013
Fewest strikeouts.....	9, Tommy Holmes, 154 games, 1945
Most hit by pitch.....	29, Tommy Tucker, 140 games, 1891
Most hit by pitch since 1900.....	25, Andres Galarraga, 153 games, 1998
Most RBI.....	145, Hugh Duffy, 157 games, 1894
Most RBI since 1900.....	135, Eddie Mathews, 157 games, 1953
Most consecutive games with RBI.....	9, Andruw Jones, April 29–May 8, 2003
Highest batting average.....	438, Hugh Duffy, 124 games, 1894*
Highest batting average since 1900.....	387, Rogers Hornsby, 140 games, 1928
Highest slugging percentage.....	679, Hugh Duffy, 124 games, 1894
Highest slugging percentage since 1900.....	669, Hank Aaron, 139 games, 1971
Highest on-base percentage.....	470, Chipper Jones, 128 games, 2008
Longest hitting streak.....	37 games, Tommy Holmes, 1945
Most ground into double plays.....	28, Sid Gordon, 150 games, 1951
Fewest ground into double plays.....	1, David Justice, 144 games, 1992

## GAME

Most runs.....	6, five times, last: Frank Torre vs. Chicago, September 2, 1957
Most hits.....	6, seven times, last: Willie Harris vs. St. Louis, July 21, 2007
Most stolen bases.....	6, Otis Nixon at Montreal, June 16, 1991* <b>tml</b>
Most caught stealing.....	3, Rabbit Maranville, June 6, 1913
Most doubles.....	4, held by several; last: Adam LaRoche at Milwaukee, May 15, 2004* <b>tml</b>
Most triples.....	3, six times, last: Rafael Furcal vs. Florida, April 21, 2002* <b>tml</b>
Most home runs.....	4, Joe Adcock vs. Brooklyn, July 31, 1954; .....Bob Horner vs. Montreal, July 6, 1986; .....Robert Lowe, May 30, 1894* <b>tml</b>
Most grand slams.....	2, Tony Cloninger at San Francisco, July 3, 1966* <b>tml</b>
Most homers by pitcher.....	3, Jim Tobin vs. Chicago, May 13, 1942* <b>mml</b>
Most total bases.....	18, Joe Adcock vs. Brooklyn, July 31, 1954
Most extra-base hits.....	5, Joe Adcock vs. Brooklyn, July 31, 1954 (4HR, 1 2B)* <b>tml</b>
Most bases on balls.....	5, (6 times), Last: Dale Murphy vs. Chicago, May 23, 1987
Most intentional bases on balls.....	3, Dennis Menke vs. New York, May 23, 1964; .....Rowland Office vs. San Diego, April 20, 1975; Jeff Treadway vs. Houston, September 11, 1992
Most RBI.....	9, Tony Cloninger at San Francisco, July 3, 1966; Harry Staley, June 1, 1893
Most strikeouts.....	5, Harry Stovey, June 30, 1891; Bob Sadowski, April 20, 1964
Most grounded into double plays.....	3, (6 times), Last: Martin Prado, May 16, 2011 .....Joe Adcock vs. Pittsburgh, July 20, 1955

## INNING

Most doubles.....	2, (10 times); Last: Rico Carty vs. New York, May 20, 1965* <b>tml</b>
Most triples.....	2, John Freeman vs. St. Louis, July 25, 1900 (1st); .....Joe Hornung, May 6, 1882 (6th)* <b>tml</b>
Most home runs.....	2, Robert Lowe, May 30, 1894 (3rd); .....Dale Murphy vs. San Francisco, July 27, 1989 (6th)* <b>tml</b>
Most RBI.....	6, Dale Murphy vs. San Francisco, July 27, 1989 (6th)
Most bases on balls.....	2, done many times, last, Edgar Renteria at Florida, May 11, 2006 (3rd)
Most strikeouts.....	2, done many times, last, Kris Medlen at Philadelphia, July 7, 2010 (6th)



FRANCHISE INDIVIDUAL PITCHING RECORDS

CAREER

Most years.....	21, Phil Niekro
Most games.....	740, Phil Niekro
Most games started.....	635, Warren Spahn
Most complete games.....	374, Warren Spahn
Most innings pitched.....	5,046, Warren Spahn
Most games won.....	356, Warren Spahn
Most games won, lefthander.....	356, Warren Spahn
Most games won, righthander.....	329, Kid Nichols
Most games won, righthander, since 1900.....	268, Phil Niekro
Most 20-win seasons.....	13, Warren Spahn
Most games lost.....	227, Phil Niekro
Most saves.....	186, Craig Kimbrel
Most 40-save seasons.....	4 (consecutive, 2011-14), Craig Kimbrel
Most runs allowed.....	2,270, Kid Nichols
Most runs allowed since 1900.....	1,922, Phil Niekro
Most earned runs allowed.....	1,710, Warren Spahn
Most bases on balls.....	1,458, Phil Niekro
Most intentional bases on balls.....	114, Tom Glavine
Most strikeouts.....	2,975, John Smoltz
Most shutouts.....	63, Warren Spahn
Most hits.....	4,620, Warren Spahn
Most home runs.....	408, Warren Spahn
Most batters hit by pitch.....	134, Vic Willis
Most batters hit by pitch since 1900.....	104, Phil Niekro
Most wild pitches.....	199, Phil Niekro
Most balks.....	35, Phil Niekro
Lowest earned run average (Min. 1,000 IP).....	2.21, Tommy Bond
Lowest earned run average since 1900 (Min. 1,000 IP).....	2.62, Dick Rudolph
Highest winning percentage (Min. 100 decisions).....	.698 (178-77) Greg Maddux

SEASON

Most games.....	87, Peter Moylan, 2009
Most games started.....	72, John Clarkson, 1889
Most games started since 1900.....	46, Victor Willis, 1902
Most complete games.....	68, John Clarkson, 1889
Most complete games since 1900.....	45, Victor Willis, 1902
Most games finished since 1900.....	64, Mark Wohlers, 1996
Most innings.....	620, John Clarkson, 1889
Most innings since 1900.....	411, Victor Willis, 1902
Most games won.....	49, John Clarkson, 1889
Most games won since 1900.....	27, Charles Pittinger, 1902; Victor Willis, 1902; Dick Rudolph, 1914
Most victories, relief pitcher.....	12, Ben Cantwell, 1932
Most victories, righthander.....	49, John Clarkson, 1889
Most victories, lefthander.....	23, Warren Spahn, 1953, 1963
Most games lost.....	29, Victor Willis, 1905* <b>tml</b> ; Tommy Bond, 1880
Most games lost, relief pitcher.....	16, Gene Garber, 1979*
Highest winning percentage, starter (Min. 20 dec.).....	.905, Greg Maddux (19-2), 1995*
Longest winning streak.....	14 games, John Smoltz, 1996
Longest losing streak.....	18 games, Clifton Curtis, 1910
Most saves.....	55, John Smoltz, 2002* <b>tnl</b>
Most bases on balls.....	164, Phil Niekro, 1977
Most strikeouts.....	417, Charlie Buffinton, 1884
Most strikeouts, since 1900.....	276, John Smoltz, 1996
Most shutouts won.....	12, Tommy Bond, 1879
Most shutouts since 1900.....	7, Charles Pittinger, 1902; Irving Young, 1905; Warren Spahn, 1947, 1951, 1963
Most shutouts won vs. one club.....	4, Vic Willis vs. Chicago, 1901
Most shutouts lost.....	9, Irving Young, 1906
Most 1-0 shutouts won.....	4, Dick Rudolph, 1916; Joe Oeschger, 1920
Most runs allowed.....	196, Charles Pittinger, 1903
Most earned runs allowed.....	148, Phil Niekro, 1977
Most hits allowed.....	394, Charles Pittinger, 1903

## FRANCHISE INDIVIDUAL PITCHING RECORDS, CONTINUED

## SEASON, CONTINUED

Most hit batsmen .....	16, Jeff Pfeffer, 1906
Most wild pitches .....	27, Tony Cloninger, 1966
Most balks .....	8, Bob Shaw, 1963
Most home runs allowed .....	41, Phil Niekro, 1979
Most home runs, one club .....	13, Warren Spahn vs. Chicago, 1958
Most grand slams allowed .....	3, Don Nottebart, 1961
Most sacrifice hits allowed .....	22, Tom Glavine, 1999
Most sacrifice flies allowed .....	12, Tony Cloninger, 1966; Carl Morton, 1974; Ervin Santana, 2014
Fewest earned runs allowed (min. 180 IP) .....	35, Greg Maddux, 1994
Lowest ERA (min. 180 IP) .....	1.56, Greg Maddux, 1994

## GAME

Most innings pitched .....	26, Joe Oeschger vs. Brooklyn, May 1, 1920* <b>tml</b>
Most consecutive scoreless IP .....	21, Joe Oeschger vs. Brooklyn, May 1, 1920*
Most strikeouts .....	18, Warren Spahn vs. Chicago, June 14, 1952 (15 IP); 17, Charlie Buffinton vs. Cleveland, September 2, 1884
Most consecutive strikeouts .....	8, Max Surkont vs. Cincinnati, May 25, 1953
Most bases on balls .....	14, Piano Legs Hickman vs. Louisville, August 16, 1899
Most wild pitches .....	6, Phil Niekro vs. Houston, August 4, 1979* <b>tmml</b>
Most balks .....	5, Bob Shaw vs. Chicago, May 4, 1963*

## INNING

Most strikeouts .....	4, Phil Niekro vs. Pittsburgh, July 29, 1977 (6th); Paul Assenmacher vs. St. Louis, August 22, 1989 (5th); Mark Wohlers vs. Chicago, June 7, 1995 (9th) Craig Kimbrel vs. Miami, September 26, 2012 (9th) Julio Teheran vs. Milwaukee, May 24, 2016 (2nd)* <b>tml</b>
Most hit batsmen .....	3, Ray Boggs vs. Chicago, September 27, 1928 (9th)* <b>tml</b>
Most wild pitches .....	4, Phil Niekro vs. Houston, August 4, 1979 (5th)* <b>tmml</b>
Most balks .....	3, Bob Shaw vs. Chicago, May 4, 1963 (3rd)* <b>tml</b>

## FRANCHISE INDIVIDUAL FIELDING RECORDS

## HIGHEST FIELDING AVERAGE - SEASON (MINIMUM 100 GAMES AT POSITION)

C .....	.998, Brian McCann, 2012
1B .....	.998, Mark Teixeira, 2008
2B .....	.994, Mark Lemke, 1994
3B .....	.982, Vinny Castilla, 2002
SS .....	.983, Eddie Miller, 1942
LF .....	.996, Sid Gordon, 1952
CF .....	.997, Marquis Grissom, 1996
RF .....	1.000, Willard Marshall, 1951 1.000, Jason Heyward, 2013
Most innings played in the field .....	1449.0, Freddie Freeman (162 games), 1B, 2014
Most errors .....	102, Herman Long (154 games), SS, 1892
Most errors since 1900 .....	78, Ed Abbaticchio (154 games), 2B, 1904

## GAME

Most errors .....	5, David Brain, 3B, vs. St. Louis, June 11, 1906
-------------------	--

## INNING

Most errors .....	4, Robert Lowe, 2B, vs. New York, May 7, 1900
-------------------	---

\*-Denotes Major League record

\*nl-Denotes National League record

\*tnl-Denotes tied National League record

\*tml-Denotes tied Major League record

\*mml-Denotes modern Major League record

\*tmml-Denotes tied modern Major League record

\*tmnl-Denotes tied modern National League record

ATLANTA BRAVES VS. NL OPPONENTS

	HOU*	STL	CHI	LAD	MON/ WSH	SF	FLA/ MIA	NY	SD	PHI	PIT	CIN	COL	ARI	MIL
Year	W-L	W-L	W-L	W-L	W-L	W-L	W-L	W-L	W-L	W-L	W-L	W-L	W-L	W-L	W-L
1966	14-4-1	7-11	7-11	7-11	-	8-10	-	14-4	-	11-7	7-11	10-8	-	-	-
1967	11-7	6-12	11-7	8-10	-	10-8	-	8-10	-	10-8	8-10	5-13	-	-	-
1968	11-7	5-13	8-10	9-9	-	9-9	-	12-6	-	11-7	6-12	10-8	-	-	-
1969	15-3	6-6	3-9	9-9	8-4	9-9	-	4-8	13-5	6-6	8-4	12-6	-	-	-
1970	9-9	7-5	8-4	6-12	6-6	7-11	-	6-6	9-9	7-5	6-6	5-13	-	-	-
1971	9-9	6-6	5-7	9-9	7-5	7-11	-	7-5	11-7	8-4	4-8	9-9	-	-	-
1972	7-7	6-6	5-7	7-8	4-8	7-11	-	7-5	6-11	6-6	6-6	9-9	-	-	-
1973	11-7	6-6	7-5	2-15-1	6-6	8-10	-	6-6	12-6	6-6	7-5	5-13	-	-	-
1974	6-12	9-3	4-8	8-10	9-3	8-10	-	8-4	17-1	8-4	4-8	7-11	-	-	-
1975	12-6	3-9	5-7	8-10	8-4	8-9	-	4-8	7-11	5-7	4-8	3-15	-	-	-
1976	7-11	4-8	6-7	8-10	8-4	9-9	-	4-8	10-8	5-7	3-9	6-12	-	-	-
1977	9-9	1-11	5-7	5-13	6-7	8-10	-	7-5	11-7	2-10	3-9	4-14	-	-	-
1978	8-10	5-7	5-7	5-13	5-7	11-7	-	6-6	8-10	8-4	2-10	6-12	-	-	-
1979	7-11	4-8	4-8	12-6	1-9	11-7	-	4-8	6-12	7-5	4-8	6-12	-	-	-
1980	7-11	6-6	8-4	11-7	5-7	11-6	-	3-9	12-6	5-7	11-1	2-16	-	-	-
1981	4-8	4-3	3-2-1	7-7	3-7	5-7	-	3-3	9-6	4-5	2-3	6-5	-	-	-
1982	10-8	7-5	8-4	7-11	5-7	8-10	-	9-3	11-7	6-6	4-8	14-4	-	-	-
1983	11-7	7-5	5-7	7-11	7-5	9-9	-	8-4	9-9	6-6	6-6	12-6	-	-	-
1984	12-6	5-7	3-9	6-12	5-7	10-8	-	4-8	7-11	7-5	8-4	13-5	-	-	-
1985	8-10	3-9	5-7	5-13	3-9	10-8	-	2-10	7-11	10-2	6-6	7-11	-	-	-
1986	5-13	6-6	9-3	10-8	4-7	7-11	-	4-8	12-6	4-8	5-7	6-12	-	-	-
1987	8-10	3-9	6-5	6-12	3-9	8-10	-	7-5	6-12	7-5	7-5	8-10	-	-	-
1988	5-13	3-9	5-7	4-14	4-8	5-13	-	4-8	8-10	6-6	5-5	5-13	-	-	-
1989	8-10	3-9	5-7	6-10	6-6	6-12	-	2-10	7-11	8-4	4-8	8-10	-	-	-
1990	5-13	7-5	6-6	6-12	6-6	5-13	-	4-8	8-10	5-7	5-7	8-10	-	-	-
1991	13-5	9-3	6-6	7-11	5-7	9-9	-	9-3	11-7	5-7	9-3	11-7	-	-	-
1992	13-5	6-6	10-2	12-6	4-8	11-7	-	7-5	13-5	6-6	7-5	9-9	-	-	-
1993	8-5	6-6	7-5	8-5	7-5	7-6	7-5	9-3	9-4	6-6	7-5	10-3	13-0	-	-
1994	3-3	5-7	4-2	6-0	4-5	5-1	8-4	5-4	6-1	6-2	3-9	5-5	8-2	-	-
1995	6-6	7-5	8-4	5-4	9-4	7-1	10-3	5-8	5-2	7-6	4-2	8-5	9-4	-	-
1996	6-6	9-4	7-5	5-7	10-3	7-5	6-7	7-6	9-4	9-4	9-3	7-5	5-7	-	-
1997	7-4	8-3	9-2	6-5	10-2	7-4	4-8	5-7	8-3	10-2	5-6	9-2	5-6	-	-
1998	4-5	6-3	3-6	8-1	6-6	7-2	7-5	9-3	5-4	8-4	7-2	7-2	5-3	8-1	7-2
1999	6-1	8-1	2-5	5-4	9-4	4-5	9-4	9-3	5-4	8-5	6-3	8-1	5-4	5-4	5-2
2000	5-4	3-4	4-5	7-2	6-7	6-3	6-6	7-6	8-1	8-5	5-2	2-5	5-4	6-3	6-3
2001	3-3	3-3	4-2	2-5	13-6	4-2	9-10	10-9	3-3	10-9	5-1	4-2	4-2	2-5	3-3
2002	3-3	5-1	4-2	2-4	13-6	3-3-1	11-8	12-7	3-3	11-7	3-3	4-2	4-3	3-3	5-1
2003	5-1	4-2	4-2	4-2	12-7	2-4	9-10	11-8	6-1	9-10	7-2	3-3	6-0	5-2	4-2
2004	3-3	2-4	3-3	4-3	15-4	4-3	14-5	12-7	3-3	10-9	4-2	2-4	4-2	4-2	4-2
2005	5-1	3-3	6-1	3-3	10-9	4-2	10-8	13-6	1-5	9-10	4-3	7-3	2-4	3-3	3-3
2006	3-4	4-2	6-1	3-3	10-8	3-4	11-8	7-11	7-2	7-11	3-3	4-3	3-3	1-6	2-4
2007	3-3	3-4	5-4	4-3	11-7	4-3	10-8	9-9	5-2	9-9	5-1	1-6	4-2	2-4	5-2
2008	3-3	2-5	0-6	4-2	6-12	2-5	10-8	11-7	5-1	4-14	2-5	3-3	4-3	5-3	3-6
2009	3-3	4-2	4-2	4-3	10-8	3-4	8-10	13-5	3-3	10-8	3-4	3-6	4-4	4-3	3-3
2010	5-1	2-6	4-2	5-3	8-10	4-3	11-7	11-7	4-2	8-10	6-3	3-2	2-4	4-3	5-3
2011	5-1	1-5	4-3	2-5	9-9	6-1	12-6	9-9	4-5	6-12	4-2	3-3	6-2	3-2	5-3
2012	4-2	5-1	3-4	3-3	8-10	3-4	14-4	12-6	4-3	12-6	3-4	1-5	6-1	5-2	3-3
2013	-	4-3	5-1	5-2	13-6	3-4	13-6	10-9	1-5	11-8	4-3	4-3	6-1	4-2	2-4
2014	-	2-4	5-1	1-6	11-8	1-5	9-10	9-10	3-4	11-8	3-4	5-2	4-3	3-3	5-2
2015	-	4-2	1-6	3-3	5-14	3-4	10-9	8-11	2-5	11-8	2-4	3-4	1-6	3-3	5-2
2016	-	2-4	3-3	1-5	4-15	3-4	11-7	10-9	4-2	11-8	3-4	3-4	1-6	2-5	2-5
Won	337	246	267	297	347	326	229	386	343	391	258	315	116	72	77
Lost	294-1	277	249	362-1	330	336-1	166	343-1	270	341	262	356	76	59	54

\*Houston totals include National League play only (1966-2012).

# ATLANTA BRAVES VS. AL OPPONENTS

Year	BAL W-L	NYG W-L	DET W-L	BOS W-L	TOR W-L	TB W-L	CLE W-L	CWS W-L	MIN W-L	KC W-L	SEA W-L	LAA W-L	TEX W-L	OAK W-L	*HOU W-L
1997	0-3	2-1	1-2	3-0	2-1	-	-	-	-	-	-	-	-	-	-
1998	2-1	1-3	-	1-2	2-1	3-0	-	-	-	-	-	-	-	-	-
1999	0-3	2-1	-	4-2	0-3	3-0	-	-	-	-	-	-	-	-	-
2000	3-0	1-2	-	4-2	1-2	2-1	-	-	-	-	-	-	-	-	-
2001	2-1	2-1	-	3-3	1-2	1-2	-	-	-	-	-	-	-	-	-
2002	-	-	2-1	5-1	-	-	-	3-0	2-1	-	-	-	3-0	-	-
2003	2-1	-	-	-	-	2-1	-	-	-	-	1-2	-	3-0	2-1	-
2004	2-1	-	1-2	2-1	-	-	1-2	1-2	-	1-2	-	-	-	-	-
2005	3-0	-	-	1-2	-	-	-	-	-	-	-	1-2	1-2	1-2	-
2006	2-1	1-2	-	0-3	0-3	2-1	-	-	-	-	-	-	-	-	-
2007	-	-	0-3	2-4	-	-	2-1	-	0-3	-	-	-	-	-	-
2008	-	-	-	-	1-2	-	-	-	-	-	2-1	2-1	1-2	2-1	-
2009	1-2	1-2	-	2-4	3-0	-	-	-	-	-	-	-	-	-	-
2010	-	-	2-1	-	-	2-1	-	0-3	2-1	3-0	-	-	-	-	-
2011	2-1	-	-	-	3-0	-	-	-	-	-	3-0	1-2	1-2	-	-
2012	1-2	2-4	-	1-2	2-1	2-1	-	-	-	-	-	-	-	-	-
2013	-	-	0-3	-	2-2	-	3-0	1-2	3-0	2-2	-	-	-	-	-
2014	-	-	-	0-4	-	-	-	-	-	-	0-4	2-1	0-3	3-0	2-1
2015	0-3	0-3	-	2-2	3-3	1-3	-	-	-	-	-	-	-	-	-
2016	-	-	2-1	1-3	-	-	0-3	2-1	2-2	1-2	-	-	-	-	-
Totals	20-19	12-19	8-13	31-35	20-20	18-10	6-6	7-8	9-7	7-6	6-7	6-6	9-9	5-4	2-1

\*Houston games in interleague play only; Atlanta went 335-293-1 vs. the Astros from 1966 to 2012.



MOST RECENT SERIES SWEEPS

BRAVES SWEEPS IN ATLANTA

Team	2 Games	3 Games	4 Games
Arizona	-	6/28-30/13	-
Baltimore	-	6/24-26/05	-
Chicago (N)	8/24-25/77	5/9-11/14	7/4-7/05
Chicago (A)	-	6/21-23/02	-
Cincinnati	5/19-20/10	4/25-27/14	-
Cleveland	-	8/27-29/13	-
Colorado	5/1-2/06	9/9-11/08	7/29-8/1/13
Fla./Miami	7/17-18/02	9/25-27/12	5/15-18/06
Houston	5/16-17/11	4/30-5/2/10	5/5-8/05**
Kansas City	-	6/18-20/10	-
Los Angeles (N)	9/9-10/97	5/17-19/13	7/12-14/56
Milwaukee	-	4/13-15/12	5/2-5/11
Minnesota	-	5/20-22/13	-
Mon./Wash.	8/11-12/09	4/11-13/14	-
New York (N)	4/5-6/08	6/19-21/15	5/20-22/08
Oakland	-	8/15-17/14	-
Philadelphia	5/3-4/89	9/27-29/16	6/26-29/97
Pittsburgh	5/17-19/91	6/3-5/13	7/29-31/91
San Diego	9/11-12/91	5/6-8/08	4/8-11/83
San Francisco	9/15-16/97	5/16-18/00	6/21-23/60
St. Louis	8/6-7/97	10/2-4/15	5/16-19/97
Tampa Bay	-	6/7-9/99	-
Texas	-	6/3-5/03	-
Toronto	-	5/22-24/09	-

\*\*Braves swept five games from Houston, 9/2-4/66 and 8/10-13/67

BRAVES SWEEPS ON ROAD

Team	2 Games	3 Games	4 Games
Arizona	4/27-28/98	8/6-8/04	-
Baltimore	-	7/13-15/00	-
Boston	-	6/28-30/02	-
Chicago (N)	4/12-13/97	5/26-28/06	7/9-12/92
Cincinnati	7/18-19/01	9/15-17/95	1984**
Colorado	-	5/4-6/12	5/6-9/93
Fla./Miami	5/6-7/09	4/15-17/16	-
Houston	8/19-20/97	4/29-5/1/03	7/16-19/92
Los Angeles	9/7-8/72	4/8-10/94	-
Milwaukee	-	5/10-12/10	-
Minnesota	7/26-27/16	-	-
Mon./Wash.	6/4-5/97	8/5-7/13	-
New York (N)	9/8/11 (DH)	9/19-21/16	-
Philadelphia	8/31-9/1/04	9/2-4/16	6/27-29/14
Pittsburgh	5/24-25/11	6/1-3/01	-
San Diego	5/26-27/97	8/30-9/1/16	5/15-18/03
San Francisco	9/27-28/82	4/22-24/11	-
Seattle	-	6/27-29/11	-
St. Louis	5/13-14/98	5/11-13/12	-
Tampa Bay	-	6/30-7/2/98	-
Texas	-	6/7-9/02	-

\*\*Braves swept five games from CIN, 5/31-6/3/84.

OPPONENT SWEEPS IN ATLANTA

Team	2 Games	3 Games	4 Games
Arizona	-	5/6-8/16	6/1-4/06
Baltimore	-	6/11-13/99	-
Boston	4/25-26/16	6/16-18/06	-
Chicago (N)	7/20-21/98	8/13-14/08	-
Cincinnati	4/15-16/86	9/4-6/09	4/13-16/90
Colorado	4/25-26/98	9/12-14/97	-
Detroit	-	4/26-28/13	-
Fla./Miami	5/13-14/97	8/31-9/2/15	-
Houston	4/17-18/90	6/2-4/95	-
Los Angeles	9/17-19/90	6/22-24/84	4/7-10/88
Milwaukee	-	5/24-26/16	-
Minnesota	8/16-17/16	6/12-14/07	-
Mon./Wash.	4/4-6/16	5/25-27/12	10/1-4/09
New York (N)	5/4-5/09	4/22-24/16	9/10-13/15
New York (A)	6/24-25/98	8/28-30/15	-
Philadelphia	8/22-23/77	6/16-18/14	5/5-8/95
Pittsburgh	8/12-13/97	9/26-28/11	7/18-21/74
San Diego	6/2-3/97	8/1-3/89	7/25-27/75
San Francisco	9/6-7/89	5/2-4/14	-
St. Louis	8/28-29/84	4/8-10/16	-
Toronto	-	6/20-22/06	-

OPPONENT SWEEPS ON ROAD

Team	2 Games	3 Games	4 Games
Arizona	5/18-19/11	-	-
Baltimore	-	7/27-29/15	-
Boston	5/28-29/14	-	-
Chicago (N)	5/17-18/83	6/10-12/08	8/20-23/15
Chicago (A)	-	6/22-24/10	-
Cleveland	-	6/27-29/16	-
Cincinnati	9/28-29/87	5/30-6/1/08	5/21-24/12
Colorado	-	8/23-25/10	7/21-24/16
Detroit	-	4/26-28/13	-
Fla./Miami	-	9/25-27/15	-
Houston	4/17-18/90	9/28-30/90	8/2-5/90
Los Angeles	7/26-27/95	6/3-5/16	7/26-29/90
Milwaukee	-	9/10-12/12	-
Minnesota	-	6/12-14/07	-
Mon./Wash.	4/29-30/08	9/5-7/16	4/11-14/16
New York (N)	4/24-25/90	4/21-23/15	7/20-23/89
Philadelphia	5/3-4/06	7/4-6/16	-
Pittsburgh	5/19-20/81	4/29-5/1/94	9/1-3/78
San Diego	9/10-11/86	8/17-19/15	5/29-31/79
San Francisco	9/16-17/91	5/25-27/09	7/29-31/88
Seattle	8/5-6/14	-	-
St. Louis	4/10-11/68	9/9-11/11	4/26-29/10
Tampa Bay	8/11-12/15	-	-
Texas	-	9/12-14/14	-
Toronto	-	7/18-20/99	-



# ATLANTA BRAVES DOUBLEHEADERS

## YEARLY DOUBLEHEADER TOTALS

Year	Home W-L-S	Road W-L-S	Totals W-L-S
1966	3-2-2	0-1-2	3-3-4
1967	0-0-1	1-3-4	1-3-5
1968	0-0-1	3-2-4	3-2-5
1969	4-0-3	1-3-3	5-3-6
1970	4-1-2	0-3-4	4-4-6
1971	2-1-3	0-3-2	2-4-5
1972	1-1-7 (a)	1-1-4	2-2-11
1973	0-4-9	0-3-1	0-7-10
1974	2-0-4	0-3-3	2-3-7
1975	2-2-3	1-1-2	3-3-5
1976	3-3-4	0-1-5	3-4-9
1977	1-0-0	0-3-2	1-3-2
1978	1-1-4	0-1-3	1-2-7
1979	1-2-1	0-3-2	1-5-3
1980	2-0-1	0-1-2	2-1-3
1981	0-0-1	0-1-0	0-1-1
1982	1-2-0	0-0-2	1-2-2
1983	1-0-2	1-1-2	2-1-4
1984	0-0-2	2-2-0	2-2-2
1985	0-2-0	0-0-2	0-2-2
1986	1-0-0	0-1-0	1-1-0
1987	0-1-0	0-0-1	0-1-1
1988	1-0-2	0-2-2	1-2-4
1989	1-1-0	0-1-3	1-2-3
1990	1-1-3	1-2-0	2-3-3
1991	1-0-2	0-0-1	1-0-3
1992	1-0-0	2-0-0	3-0-0
1993	0-0-0	0-0-0	0-0-0
1994	0-0-1	0-1-1	0-1-2
1995	0-0-0	0-0-0	0-0-0
1996	0-0-0	1-0-1	1-0-1
1997	0-0-0	0-0-1	0-0-1
1998	0-0-0	0-0-1	0-0-1
1999	0-0-0	0-0-1	0-0-1
2000	0-0-0	0-0-1	0-0-1
2001	0-0-0	1-0-0	1-0-0
2002	0-0-1	1-0-0	1-0-1
2003	1-0-1	0-0-0	1-0-1
2004	0-1-1	0-0-1	0-1-2
2005	0-0-1	0-0-0	0-0-1 (b)
2006	0-0-0	0-1-1	0-1-1 (c)
2007	0-0-0	0-0-0	0-0-0 (d)
2008	0-0-0	0-0-1	0-0-1 (e)
2009	0-0-0	0-0-0	0-0-0
2010	0-0-0	0-0-0	0-0-0
2011	2-0-0	1-0-0	3-0-0
2012	0-0-0	0-0-0	0-0-0 (f)
2013	0-0-0	0-0-0	0-0-0 (g)
2014	0-0-0	0-0-0	0-0-0 (h)
2015	1-0-0	0-0-0	1-0-0
2016	0-0-0	0-0-0	0-0-0

## DOUBLEHEADERS VS. OPPONENTS

Team	Home W-L-S	Road W-L-S	Totals W-L-S
Boston	---	0-0-1	0-0-1
Chicago (NL)	3-0-4	0-3-8	3-3-12
Cincinnati	3-3-9	3-7-5	6-10-14
Colorado	1-0-1	1-0-1	2-0-2
Florida	0-0-1	0-0-1	0-0-2
Houston	8-3-4	0-5-4	8-8-8
Los Angeles	1-4-4	1-3-2	2-7-6
Milwaukee	1-0-0	0-0-0	1-0-0
Mon./Wash.	2-1-10	2-1-3	4-2-13
New York (NL)	4-3-6	4-3-4	8-6-10
Philadelphia	1-4-4	4-2-9	5-6-13
Pittsburgh	3-1-3	1-6-5	3-7-7
St. Louis	1-2-1	0-3-3	1-5-4
San Diego	6-4-5	1-3-12	7-7-17
San Francisco	3-1-11	2-9-8	5-10-19
<b>Totals</b>	<b>38-26-62</b>	<b>19-45-66</b>	<b>56-72-128</b>

- (a) Braves won first game and tied second game of doubleheader, July 4 vs. Chicago.
- (b) Braves' sweep of July 7 day/night doubleheader vs. Chicago is not counted in total due to separate admission charges.
- (c) Three day/night doubleheaders -- June 3 vs. Arizona (split), Sept. 2 at Philadelphia (split) and Sept. 13 vs. Philadelphia (Phillies sweep) are not counted in total due to separate admission charges.
- (d) Two day/night doubleheaders -- May 19 at Boston (split) and June 5 vs. Florida (split) are not counted in total due to separate admission charges.
- (e) Three day/night doubleheaders -- May 20 vs. New York (sweep), August 13 vs. Chicago (Cubs sweep) and September 13 at New York (split) are not counted in total due to separate admission charges.
- (f) Braves' split of July 21 day/night doubleheader at Washington is not counted in total due to separate admission charges.
- (g) Three day/night doubleheaders -- April 23 at Colorado (sweep), June 18 vs. New York (Mets sweep) and Sept. 17 at Washington (Nationals sweep) are not counted in total due to separate admission charges.
- (h) Braves' sweep of June 28 day/night doubleheader at Philadelphia is not counted in total due to separate admission charges.

# ATLANTA BRAVES BEST RECORD – BY GAME

Game			Game			Game		
No.	Record	Year	No.	Record	Year	No.	Record	Year
10	10-0	1982	61	42-19	1998, '03	112	74-38	1998, '02
11	11-0	1982	62	43-19	1998	113	75-38	1998
12	12-0	1982	63	44-19	1998	114	75-39	1998, '02, '03
13	13-0	1982	64	45-19	1998	115	76-39	1998, '02, '03
14	13-1	1982, '94	65	45-20	1998	116	77-39	1998
15	13-2	1982, '94	66	45-21	1998, '03	117	78-39	1998
16	13-3	1982, '83, '94, '97	67	45-22	1998, '03	118	79-39	1998
17	13-4	1982, '83, '94, '97	68	46-22	1998	119	79-40	1998
18	14-4	1997	69	47-22	1998	120	79-41	1998, '02
19	14-5	1982, '83, '94, '97	70	48-22	1998	121	80-41	1998
20	15-5	1982, '83, '97	71	49-22	1998	122	81-41	1998
21	16-5	1982, '83, '97	72	49-23	1998	123	82-41	1998
22	17-5	1997	73	49-24	1998	124	82-42	1998
23	18-5	1997	74	50-24	1998	125	83-42	1998
24	18-6	1982, '97, '00	75	50-25	1998	126	83-43	1998
25	19-6	1997, '00	76	50-26	1998	127	83-44	1998
26	20-6	1997, '00	77	51-26	1998	128	84-44	1998
27	20-7	1997, '00	78	51-27	1998	129	85-44	1998
28	21-7	2000	79	51-28	1997, '98, '03	130	86-44	1998
29	21-8	1997, '00	80	52-28	1997	131	87-44	1998
30	22-8	1997	81	52-29	1995, '97, '98	132	87-45	1998
31	22-9	1997	82	53-29	1995, '97, '98	133	88-45	1998
32	23-9	1997	83	54-29	1997, '98	134	89-45	1998
33	23-10	1969, '97, '98	84	55-29	1997, '98	135	89-46	1998
34	24-10	1969, '98	85	56-29	1997, '98	136	90-46	1998
35	24-11	1969, '97, '98	86	57-29	1997, '98	137	90-47	1998
36	25-11	1969, '97, '98	87	58-29	1998	138	90-48	1998
37	26-11	1997, '98	88	59-29	1998	139	91-48	1998
38	27-11	1998	89	60-29	1998	140	91-49	1998
39	28-11	1998	90	60-30	1998	141	91-50	1998
40	29-11	1998	91	60-31	1998, '03	142	91-51	1998, '02
41	30-11	1998	92	60-32	1998, '03	143	92-51	1998, '02
42	31-11	1998	93	61-32	1998, '03	144	92-52	1998, '02
43	31-12	1998	94	62-32	1998, '03	145	92-53	1993, '98, '02
44	31-13	1997, '98, '03	95	63-32	1998, '03	146	93-53	1993, '02
45	32-13	1997, '98	96	64-32	1998, '03	147	94-53	1993, '02
46	33-13	1997, '98	97	65-32	2003	148	95-53	1993
47	34-13	1998	98	65-33	1998, '03	149	95-54	1993, '98, '02
48	35-13	1998	99	66-33	2003	150	96-54	1993
49	35-14	1998	100	66-34	2003	151	97-54	1993
50	36-14	1998	101	67-34	2003	152	97-55	1993, '98
51	37-14	1998	102	67-35	1998, '03	153	98-55	1993, '98
52	38-14	1998	103	68-35	1998, '03	154	99-55	1998
53	39-14	1998	104	68-36	1998, '03	155	99-56	1993, '98
54	39-15	1998	105	69-36	1998, '03	156	100-56	1993, '98
55	39-16	1998	106	70-36	1998, '03	157	101-56	1998
56	39-17	1998	107	70-37	1998, '03	158	102-56	1998
57	39-18	1998	108	71-37	1998, '03	159	103-56	1998
58	40-18	1998	109	72-37	1998, '03	160	104-56	1998
59	41-18	1998	110	73-37	2003	161	105-56	1998
60	42-18	1998	111	73-38	1998, '02, '03	162	106-56	1998

# ATLANTA BRAVES WORST RECORD – BY GAME

Game			Game			Game		
No.	Record	Year	No.	Record	Year	No.	Record	Year
10	0-10	1988	61	18-43	2016	112	38-74	1988
11	1-10	1988	62	18-44	2016	113	38-75	1988
12	2-10	1988	63	18-45	2016	114	39-75	1988
13	2-11	1988	64	18-46	2016	115	40-75	1988
14	2-12	1988	65	19-46	2016	116	40-76	1988
15	2-13	1988	66	20-46	2016	117	40-77	1988
16	3-13	1988	67	21-46	2016	118	41-77	1988
17	3-14	1988	68	22-46	2016	119	41-78	1988
18	3-15	1988	69	23-46	2016	120	41-79	1988
19	3-16	1988	70	24-46	2016	121	41-80	1988
20	4-16	1988, 2016	71	24-47	2016	122	41-81	1988
21	4-17	2016	72	25-47	2016	123	42-81	1988
22	5-17	1988, 2016	73	25-48	2016	124	43-81	1977, '88
23	5-18	2016	74	25-49	2016	125	43-82	1988
24	6-18	1988, 2016	75	26-49	1988, 2016	126	43-83	1988
25	6-19	1988, 2016	76	26-50	1988, 2016	127	43-84	1988
26	7-19	1988, 2016	77	26-51	2016	128	44-84	1988
27	7-20	1988, 2016	78	26-52	2016	129	44-85	1988
28	7-21	2016	79	27-52	2016	130	45-85	1988
29	7-22	2016	80	27-53	2016	131	45-86	1988
30	7-23	2016	81	28-53	2016	132	45-87	1988
31	7-24	2016	82	28-54	2016	133	45-88	1988
32	8-24	2016	83	28-55	2016	134	46-88	1988
33	8-25	2016	84	28-56	2016	135	46-89	1988
34	8-26	2016	85	28-57	2016	136	47-89	1988
35	9-26	2016	86	29-57	2016	137	48-89	1988
36	9-27	2016	87	30-57	2016	138	48-90	1988
37	9-28	2016	88	30-58	2016	139	49-90	1988
38	9-29	2016	89	31-58	2016	140	49-91	1988
39	10-29	2016	90	31-59	2016	141	49-92	1988
40	10-30	2016	91	31-60	2016	142	49-93	1988
41	11-30	2016	92	32-60	1988, 2016	143	49-94	1988
42	12-30	2016	93	32-61	1988, 2016	144	49-95	1988
43	12-31	2016	94	32-62	1988	145	49-96	1988
44	12-32	2016	95	33-62	1988, 2016	146	50-96	1988
45	12-33	2016	96	33-63	2016	147	51-96	1988
46	12-34	2016	97	33-64	2016	148	52-96	1988
47	13-34	2016	98	33-65	2016	149	52-97	1988
48	14-34	2016	99	33-66	2016	150	52-98	1988
49	14-35	2016	100	34-66	2016	151	52-99	1988
50	15-35	2016	101	35-66	1988, 2016	152	52-100	1988
51	15-36	2016	102	35-67	1988, 2016	153	52-101	1988
52	16-36	2016	103	35-68	1988	154	52-102	1988
53	16-37	2016	104	35-69	1988	155	52-103	1988
54	16-38	2016	105	35-70	1988	156	53-103	1988
55	16-39	2016	106	35-71	1988	157	53-104	1988
56	16-40	2016	107	36-71	1988	158	53-105	1988
57	16-41	2016	108	37-71	1988	159	54-105	1988
58	16-42	2016	109	38-71	1988	160	54-106	1988
59	17-42	2016	110	38-72	1988	161	60-101	1977
60	18-42	2016	111	38-73	1988	162	61-101	1977

ATLANTA BRAVES MONTHLY RECORDS

		March/April	May	June	July	August	Sept/Oct	Pre	Post	Totals
Year		W-L	W-L	W-L	W-L	W-L	W-L	All-Star	All-Star	
1966	H	4-4	5-9	9-12	6-4	7-4	12-5	18-25	25-13	43-38
	A	6-4	5-10	5-5	8-8	8-8	10-4	23-22	19-17	42-39
	T	10-8	10-19	14-17	14-12	15-12	22-9	41-47	44-30	85-77
1967	H	8-2	9-5	8-5	9-5	8-4	6-12	28-13	20-20	48-33
	A	1-5	4-9	7-10	6-6	7-13	4-9	14-26	15-26	29-52
	T	9-7	13-14	15-15	15-11	15-17	10-21	42-39	35-46	77-85
1968	H	5-4	8-8	8-6	9-7	5-10	6-5	23-20	18-20	41-40
	A	3-6	9-3	6-9	7-8	8-8	7-7	20-20	20-21	40-41
	T	8-10	17-11	14-15	16-15	13-18	13-12	43-40	38-41	81-81
1969	H	9-1	8-6	12-8	7-3	3-10	11-3	34-16	16-15	50-31
	A	5-6	6-3	4-6	9-13	10-6	9-4	22-26	21-12	43-38
	T	14-7	14-9	16-14	16-16	13-16	20-7	56-42	37-27	93-69
1970	H	3-6	11-2	5-7	9-10	8-4	6-10	24-22	18-17	42-39
	A	7-5	6-6	5-9	4-8	7-10	5-8	18-22	16-25	34-47
	T	10-11	17-8	10-16	13-18	15-14	11-19	42-44	34-42	76-86
1971	H	4-9	7-2	10-7	9-4	8-10	5-7	23-19	20-20	43-39
	A	6-2	5-15	6-10	10-4	5-5	7-5	21-29	18-12	39-41
	T	10-11	12-17	16-17	19-8	13-15	12-12	44-48	38-32	82-80
1972	H	3-6	6-4	4-4	4-8	6-10	6-9	20-19	16-22	36-41
	A	4-2	5-10	9-10	11-6	5-9	7-3	22-30	12-13	34-43
	T	7-8	11-14	13-14	15-14	11-19	13-12	42-49	28-35	70-84
1973	H	4-5	4-6-1	10-5	7-13	8-5	7-6	25-27-1	15-13	40-40-1
	A	3-8	6-11	6-10	8-4	9-3	4-9	20-30	16-15	36-45
	T	7-13	10-17-1	16-15	15-17	17-8	11-15	45-57-1	31-28	76-85-1
1974	H	9-6	5-4	9-5	6-11	9-3	8-6	25-24	21-11	46-35
	A	2-6	10-6	7-8	6-5	10-6	7-8	25-25	17-14	42-39
	T	11-12	15-10	16-13	12-16	19-9	15-14	50-49	38-25	88-74
1975	H	6-4	7-4	4-9	9-10	6-9	5-7	23-22	14-21	37-43
	A	6-8	3-11	7-7	5-6	6-9	3-10	17-27	13-24	30-51
	T	12-12	10-15	11-16	14-16	12-18	8-17	40-49	27-45	67-94
1976	H	4-3	2-13	8-5	6-7	8-8	6-11	18-24	16-23	34-47
	A	4-6	6-8	10-6	6-8	5-9	5-8	22-21	14-24	36-45
	T	8-9	8-21	18-11	12-15	13-17	11-19	40-45	30-47	70-92
1977	H	6-6	5-7	10-8	5-4	9-8	5-8	22-23	18-18	40-41
	A	2-6	4-13	1-7	4-14	2-11	8-9	12-34	9-26	21-60
	T	8-12	9-20	11-15	9-18	11-19	13-17	34-57	27-44	61-101
1978	H	4-7	8-5	7-5	10-7	6-9	4-9	23-19	16-23	39-42
	A	2-7	4-8	6-11	7-6	5-8	6-11	14-28	16-23	30-51
	T	6-14	12-13	13-16	17-13	11-17	10-20	37-47	32-45	69-93
1979	H	4-7	6-7	7-6	8-10	3-6	6-9	24-26	10-19	34-45
	A	3-6	5-11	6-10	4-7	7-10	7-5	15-27	17-22	32-49
	T	7-13	11-18	13-16	12-17	10-16	13-14	39-53	27-41	66-94
1980	H	6-4	7-4	7-6	11-7	9-4	10-5	25-15	25-15	50-30
	A	0-7	4-11	8-7	3-8	10-7	6-10	12-25	19-25	31-50
	T	6-11	11-15	15-14	14-15	19-11	16-15	37-40	44-40	81-80
1981	H	3-6	7-7-1	1-2	Strike	4-4	7-8	11-15-1	11-12	22-27-1
	A	6-4	6-6	2-4	Strike	8-5	6-10	14-14	14-15	28-29
	T	9-10	13-13-1	3-6	Strike	12-9	13-18	25-29-1	25-27	50-56-1
1982	H	8-5	5-7	6-6	10-7	7-7	6-7	25-22	17-17	42-39
	A	8-0	6-8	12-3	6-4	6-11	9-8	26-11	21-23	47-34
	T	16-5	11-15	18-9	16-11	13-18	15-15	51-33	38-40	89-73
1983	H	10-1	8-6	8-6	10-4	3-8	7-9	29-14	17-20	46-34
	A	4-4	8-6	8-7	8-7	9-8	5-8	20-17	22-23	42-40
	T	14-5	16-12	16-13	18-11	12-16	12-17	49-31	39-43	88-74

## ATLANTA BRAVES MONTHLY RECORDS

Year		March/April W-L	May W-L	June W-L	July W-L	August W-L	Sept/Oct W-L	Pre All-Star W-L	Post All-Star W-L	Totals
1984	H	5-8	8-3	7-7	4-8	7-10	7-7	21-10	17-23	38-43
	A	4-4	9-8	10-5	8-8	4-7	7-7	25-21	17-18	42-39
	T	9-12	17-11	17-12	12-16	11-17	14-14	46-41	34-41	80-82
1985	H	3-6	8-8	7-7	6-7	5-9	3-12	23-27	9-22	32-49
	A	6-4	2-8	7-7	5-8	6-8	8-12	16-20	18-27	34-47
	T	9-10	10-16	14-14	11-15	11-17	11-24	39-47	27-49	66-96
1986	H	4-8	8-2	8-6	4-8	7-6	10-10	22-20	19-20	41-40
	A	3-4	10-8	6-8	3-11	8-7	1-11	20-26	11-23	31-49
	T	7-12	18-10	14-14	7-19	15-13	11-20	42-46	30-43	72-89
1987	H	4-5	9-6	7-8	6-8	7-4	9-8	24-25	18-14	42-39
	A	5-7	7-6	4-8	3-9	4-13	4-10	17-21	10-32	27-53
	T	9-12	16-12	11-16	9-17	11-17	13-18	41-46	28-46	69-92
1988	H	1-11	5-6	6-8	5-9	5-9	6-8	15-28	13-23	28-51
	A	2-5	7-8	4-10	4-11	5-10	3-10	15-26	11-29	26-55
	T	3-16	12-14	10-18	9-20	10-19	9-18	30-54	24-52	54-106
1989	H	5-4	8-8	4-9	8-10	3-6	5-9	20-25	13-21	33-46
	A	5-11	4-6-1	6-8	3-6	7-12	5-8	16-26-1	14-25	30-51-1
	T	10-15	12-14-1	10-17	11-16	10-18	10-17	36-51-1	27-46	63-97-1
1990	H	3-8	7-5	6-7	6-9	7-9	8-6	17-23	20-21	37-44
	A	1-5	6-9	7-8	4-10	4-10	6-11	16-24	12-29	28-53
	T	4-13	13-14	13-15	10-19	11-19	14-17	33-47	32-50	65-97
1991	H	2-6	8-6	7-8	11-3	11-6	9-4	18-22	30-11	48-33
	A	6-4	9-3	5-9	5-7	8-5	13-7	21-18	25-17	46-35
	T	8-10	17-9	12-17	16-10	19-11	22-11	39-40	55-28	94-68
1992	H	7-3	5-7	13-2	6-6	8-6	12-6	28-15	23-15	51-30
	A	4-8	7-9	6-4	10-3	11-4	9-6	21-22	26-12	47-34
	T	11-11	12-16	19-6	16-9	19-10	21-12	49-37	49-27	98-64
1993	H	5-7	7-5	10-5	9-3	7-6	13-4	26-18	25-12	51-30
	A	7-6	10-5	5-6	10-6	12-1	9-4	24-21	29-7	53-28
	T	12-13	17-10	15-11	19-9	19-7	22-8	50-39	54-19	104-58
1994	H	4-5	8-6	11-5	8-8	-	Strike	25-20	6-4	31-24
	A	11-3	8-4	6-5	6-6	6-4	Strike	27-13	10-9	37-22
	T	15-8	16-10	17-10	14-14	6-4	Strike	52-33	16-13	68-46
1995	H	2-0	7-7	8-8	10-2	9-6	8-5	23-15	21-13	44-28
	A	2-1	9-5	7-4	10-5	10-4	8-7	21-10	25-16	46-26
	T	4-1	16-12	15-12	20-7	19-10	16-12	44-25	46-29	90-54
1996	H	8-6	12-3	11-6	7-3	10-5	8-2	33-17	23-8	56-25
	A	8-5	7-3	4-7	8-8	9-5	4-13	21-16	19-25	40-41
	T	16-11	19-6	15-13	15-11	19-10	12-15	54-33	42-33	96-66
1997	H	12-2	8-6	5-5	9-6	8-6	8-6	25-13	25-18	50-31
	A	7-4	9-5	11-7	8-5	8-5	8-4	32-17	19-13	51-30
	T	19-6	17-11	16-12	17-11	16-11	16-10	57-30	44-31	101-61
1998	H	10-4	15-4	7-7	6-4	9-4	9-2	35-15	21-10	56-25
	A	8-5	6-5	8-4	12-5	9-6	7-6	24-14	26-17	50-31
	T	18-9	21-9	15-11	18-9	18-10	16-8	59-29	47-27	106-56
1999	H	7-4	10-6	7-5	8-4	11-1	11-4	29-17	27-8	56-25
	A	8-3	6-7	9-6	8-8	10-6	8-5	26-17	21-17	47-34
	T	15-7	16-13	16-11	16-12	21-7	19-9	55-34	48-25	103-59
2000	H	13-2	6-3	8-7	8-5	7-7	9-6	28-15	23-15	51-30
	A	5-4	11-7	5-8	9-4	7-8	7-6	24-21	20-16	44-37
	T	18-6	17-10	13-15	17-9	14-15	16-12	52-36	43-31	95-67
2001	H	5-4	11-7	4-6	8-8	5-12	7-4	22-19	18-22	40-41
	A	7-10	3-5	15-3	7-3	7-4	9-8	27-19	21-14	48-33
	T	12-14	14-12	19-9	15-11	12-16	16-12	49-38	39-36	88-74

FRONT OFFICE

MANAGER &amp; STAFF

PLAYER BIOS

SEASON IN REVIEW

PLAYER DEVELOPMENT

BRAVES HISTORY

OPPONENTS

MISCELLANEOUS



## ATLANTA BRAVES MONTHLY RECORDS

Year		March/April	May	June	July	August	Sept/Oct	Pre	Post	Totals
		W-L	W-L	W-L	W-L	W-L	W-L	All-Star	All-Star	
2002	H	8-8	8-5	10-2	10-4	7-3-1	9-6	31-17	21-11-1	52-28-1
	A	4-7	10-5	11-3	8-4	9-8	7-4	25-15	24-16	49-31
	T	12-15	18-10	21-5	18-8	16-11-1	16-10	56-32	45-27-1	101-59-1
2003	H	10-6	9-3	8-3	11-4	8-5	9-5	30-13	25-13	55-26
	A	7-4	11-5	6-8	9-4	8-7	5-7	31-19	15-16	46-35
	T	17-10	20-8	14-11	20-8	16-12	14-12	61-32	40-29	101-61
2004	H	6-3	6-7	7-8	10-4	10-4	10-6	22-19	27-13	49-32
	A	5-7	8-8	5-7	10-2	10-4	9-6	23-23	24-11	47-34
	T	11-10	14-15	12-15	20-6	20-8	19-12	45-42	51-24	96-66
2005	H	7-4	10-3	7-5	11-2	7-9	11-5	29-14	24-14	53-28
	A	7-6	4-10	8-8	7-6	7-5	4-9	21-25	16-19	37-44
	T	14-10	14-13	15-13	18-8	14-14	15-14	50-39	40-33	90-72
2006	H	4-5	9-3	2-12	7-8	8-7	10-6	21-23	19-18	40-41
	A	6-9	9-8	4-9	7-2	7-6	6-8	19-26	20-16	39-42
	T	10-14	18-11	6-21	14-10	15-13	16-14	40-49	39-34	79-83
2007	H	7-4	8-7	7-10	6-5	6-6	10-5	22-21	22-16	44-37
	A	9-5	6-7	6-5	7-8	7-9	5-7	25-21	15-20	40-41
	T	16-9	14-14	13-15	13-13	13-15	15-12	47-42	37-36	84-78
2008	H	8-4	14-3	6-7	4-9	4-9	7-6	30-18	13-20	43-38
	A	4-11	3-9	5-9	6-6	5-11	6-6	15-32	14-20	29-52
	T	12-15	17-12	11-16	10-15	9-20	13-12	45-50	27-40	72-90
2009	H	4-5	7-7	8-9	8-3	8-6	5-11	21-21	19-20	40-41
	A	6-6	8-7	3-6	8-8	9-5	12-3	22-24	24-11	46-35
	T	10-11	15-14	11-15	16-11	17-11	17-14	43-45	43-31	86-76
2010	H	6-4	11-2	11-3	6-4	14-5	8-7	30-10	26-15	56-25
	A	3-10	9-6	6-8	7-7	4-6	6-9	23-26	13-20	35-46
	T	9-14	20-8	17-11	13-11	18-11	14-16	53-36	39-35	91-71
2011	H	4-7	12-6	6-4	13-5	8-4	5-8	28-18	19-16	47-34
	A	8-9	5-5	11-5	5-6	9-5	4-10	26-20	16-19	42-39
	T	12-15	17-11	17-9	16-11	17-9	9-18	54-38	35-35	89-73
2012	H	7-3	5-8	6-8	11-5	7-6	12-3	20-22	28-11	48-33
	A	7-6	9-7	7-4	7-3	8-8	8-7	26-17	20-18	46-35
	T	14-9	14-15	13-12	18-8	15-14	20-10	46-39	48-29	94-68
2013	H	8-2	8-5	12-4	9-4	12-3	7-7	31-15	25-10	56-25
	A	9-7	7-8	4-8	6-7	8-4	6-7	23-26	17-15	40-41
	T	17-9	15-13	16-12	15-11	20-7	13-14	54-41	42-25	96-66
2014	H	9-3	9-9	3-6	10-6	8-5	3-10	25-19	17-20	42-39
	A	8-6	4-7	12-7	3-7	6-9	4-8	27-24	10-20	37-44
	T	17-9	13-16	15-13	13-13	14-14	7-18	52-43	27-40	79-83
2015	H	4-6	8-4	7-6	7-4	7-10	9-9	23-17	19-22	42-39
	A	6-6	7-9	4-10	3-12	1-10	4-9	19-30	6-26	25-56
	T	10-12	15-13	11-16	10-16	8-20	13-18	42-47	25-48	67-95
2016	H	1-12	4-10	7-10	4-6	5-6	10-6	13-34	18-16	31-50
	A	4-6	6-8	5-6	6-10	8-9	8-4	18-24	19-19	37-43

# ATLANTA BRAVES YEAR-BY-YEAR ATTENDANCE

Year	HOME			ROAD		
	Attendance	Dates	Average	Attendance	Dates	Average
1966	1,539,801	76	20,260	1,398,368	77	18,160
1967	1,389,222	80	17,365	1,226,510	72	17,035
1968	1,126,540	80	14,081	1,121,620	72	15,578
1969	1,458,320	74	19,707	1,346,487	74	18,196
1970	1,078,848	74	14,579	1,352,365	74	18,275
1971	1,006,320	76	13,241	1,456,512	75	19,420
1972	752,973	68	11,073	1,396,486	71	19,669
1973	800,655	68	11,774	1,546,201	77	20,081
1974	981,085	75	13,081	1,685,587	76	22,179
1975	534,672	73	7,324	1,375,545	77	17,862
1976	818,179	71	11,524	1,197,982	75	15,973
1977	872,464	80	10,906	1,383,686	76	18,206
1978	904,494	75	12,060	1,594,956	76	20,986
1979	769,465	75	10,260	1,636,611	76	21,534
1980	1,048,411	77	13,616	1,544,747	78	19,804
1981*	535,418	49	10,297	1,152,852	56	20,587
1982	1,801,985	78	23,102	1,985,595	79	25,134
1983	2,119,935	77	27,532	1,855,533	78	23,789
1984	1,724,892	79	21,834	1,635,406	77	21,239
1985	1,350,137	79	17,090	1,658,044	79	20,988
1986	1,387,181	80	17,340	1,840,076	79	23,292
1987	1,217,402	80	15,218	1,911,559	79	24,197
1988	848,089	76	11,159	1,819,007	77	23,623
1989	984,930	77	12,791	1,936,802	78	24,831
1990	980,129	76	12,896	1,854,478	78	23,775
1991	2,140,217	79	27,091	1,927,285	80	24,091
1992	3,077,400	80	38,468	2,130,793	79	26,972
1993	3,884,720#	81	47,960	2,944,157	81	36,348
1994*	2,539,240	54	47,023	2,201,468	57	38,622
1995*	2,561,831	72	35,581	2,021,878	72	28,082
1996	2,901,242	81	35,818	2,417,089	81	30,596
1997	3,464,488	81	42,771	2,353,270	80	29,416
1998	3,361,350	81	41,498	2,699,383	81	33,326
1999	3,284,897	81	40,554	2,479,058	81	30,988
2000	3,234,301	81	39,930	2,533,903	81	31,674
2001	2,823,494	81	34,858	2,303,545	80	28,794
2002	2,603,482	81	32,142	2,121,286	79	26,852
2003	2,401,084	79	30,393	2,293,054	81	28,309
2004	2,322,565	79	29,400	2,400,007	80	30,000
2005	2,521,527	80	31,519	2,653,372	81	32,758
2006	2,550,524	80	31,882	2,412,534	79	30,538
2007	2,745,210	81	33,891	2,739,674	81	33,823
2008	2,532,834	81	31,270	2,694,281	79	34,105
2009	2,373,631	81	29,304	2,560,615	81	31,613
2010	2,510,119	81	30,989	2,527,550	81	31,204
2011	2,372,940	79	30,037	2,487,412	80	31,093
2012	2,420,171	81	29,879	2,586,832	81	31,936
2013	2,548,679	81	31,465	2,498,497	81	30,846
2014	2,354,305	81	29,065	2,495,133	81	25,025
2015	2,001,392	80	25,017	2,405,662	81	29,700
2016	2,020,914	81	24,950	2,242,131	80	28,027
Totals	94,222,754	3,850	24,473	99,344,102	3,945	25,182

Note: Since 1993, totals are tickets sold;

\* Strike Season;

# Franchise record

# BRAVES ATTENDANCE RECORDS

## TEN LARGEST ATLANTA REGULAR-SEASON HOME CROWDS

Date	Attendance	Opponent	Score
1. October 2, 2010	54,296xC	Philadelphia Phillies	0-7
2. July 21, 2007	53,953x	St. Louis Cardinals	14-6
3. July 28, 2006	53,943x	New York Mets	4-6
4. April 8, 1974	53,775*	Los Angeles Dodgers	7-4
5. April 5, 2010	53,081x	Chicago Cubs	16-5
6. October 3, 2010	52,613x	Philadelphia Phillies	8-7
7. July 4, 2005	52,274x	Chicago Cubs	4-0
8. August 9, 1966	52,270*	Los Angeles Dodgers	2-1
9. September 28, 2012	51,910x	New York Mets	1-3
10. July 3, 2004	51,831x	Boston Red Sox	1-6

x-Tickets Sold; \*-at Fulton County Stadium; C-"Bobby Cox" Day

## TEN SMALLEST ATLANTA REGULAR-SEASON HOME CROWDS

Date	Attendance	Opponent	Score
1. Sept. 8, 1975	737	Houston	6-9
2. Sept. 6, 1977	877	San Francisco	2-12
3. Sept. 14, 1976	970	Houston	3-4, 4-3
4. Sept. 24, 1974	1,045	San Francisco	7-6
5. Sept. 4, 1975	1,062	San Diego	2-1
6. Sept. 3, 1975	1,119	San Diego	9-10
7. Sept. 15, 1976	1,145	Houston	3-4
8. Sept. 5, 1978	1,192	San Diego	8-1
9. Sept. 28, 1976	1,306	San Francisco	1-4
10. Sept. 17, 1973	1,362	San Diego	7-0

## HIGHEST BRAVES HOME ATTENDANCE VS. ALL CLUBS

Club	Date	Attendance	Score	Club	Date	Attendance	Score
Arizona	7/16/2003	49,127x	10-6	Baltimore	7/14/2001	50,069x	1-4
Chicago (NL)	4/5/2010	53,081x	16-5	Boston	7/3/2004	51,831x	1-6
Cincinnati	7/4/1977	50,595	5-4	Chicago (AL)	6/22/2002	47,276x	15-2
Colorado	8/4/2007	50,647x	6-4	Cleveland	6/19/2004	41,987x	4-0
Florida/Miami	9/24/2005	51,775x	6-1	Detroit	10/2/2016	51,220x	1-0
Houston	5/24/1994	49,402x	0-8	Kansas City	6/19/2010	39,109x	5-4
Los Angeles	4/8/1974	53,775	7-4	Los Angeles (AL)	6/14/2014	48,559x	6-11 (13)
Milwaukee	4/13/2012	50,635x	10-8	Minnesota	5/21/2013	28,663x	5-4 (10)
Mon./Wash.	7/27/1994	49,333x	4-1	New York (AL)	8/29/2015	49,243	1-3
New York (NL)	7/28/2006	53,943x	5-2	Oakland	8/16/2014	40,760x	4-3
Philadelphia	10/2/2010	54,296x	0-7	Seattle	6/21/08	47,158x	5-4
Pittsburgh	4/12/1966	50,671	2-3	Tampa Bay	6/7/1999	36,731x	9-5
St. Louis	7/21/2007	53,953x	14-6	Texas	6/18/2011	44,600x	4-5 (10)
San Diego	5/20/2000	49,653x	10-6	Toronto	6/27/1998	48,338x	2-0
San Francisco	6/22/1996	49,365x	6-0				

x-Tickets Sold

# ATLANTA DETAILED ATTENDANCE HIGHS

Category	Date	Attendance	Opponent	Score
Season	1993	3,884,720*x	----	----
Game (Turner Field)	October 2, 2010	54,296x	Philadelphia	0-7
Game (Atlanta-Fulton County)	April 8, 1974	53,775	Los Angeles	7-4
Day Game	October 2, 2010	54,296x	Philadelphia	0-7
Night Game	July 21, 2007	53,953x	St. Louis	14-6
Day Doubleheader	July 18, 1971	46,489	San Francisco	4-5, 4-2
Twilight Doubleheader	July 4, 1972	50,597	Chicago Cubs	5-3, 3-3
Opening Day	April 5, 2010	53,081x	Chicago Cubs	16-5
Opening Night	April 8, 1974	53,775	Los Angeles	7-4
Four-Game Series	July 18-21, 1997	196,211x	Los Angeles	----
Three-Game Series	October 1-3, 2010	158,048x	Philadelphia	----
Two-Game Series	June 24-25, 1998	98,032x	New York (A)	----
World Series Game	Oct. 23 & 24, 1996	51,881x	New York (A)	6-8, 0-1
Championship Series Game	Oct. 10, 1982	52,173	St. Louis	2-6
Division Series Game	October 5, 2003	54,357x	Chicago	1-5
Wild Card Game	October 5, 2012	52,631x	St. Louis	3-6
All-Star Game	July 25, 1972	53,107	----	NL 4, AL 3
vs. One Club, Season	1983	409,137#	Los Angeles	----
Memorial Day	May 31, 1993	45,850x	San Diego	2-1
Independence Day	July 4, 2005	52,274x	Chicago Cubs	4-0
Labor Day	September 6, 1999	41,678	St. Louis	4-1
Weeknight	April 8, 1974, (Monday)	53,775	Los Angeles	7-4
Saturday	October 2, 2010	54,296x	Philadelphia	0-7
Sunday	October 3, 2010	52,613x	Philadelphia	8-7

\* 81 dates; # 9 dates; x Tickets Sold



A sold-out Turner Field.

# ATLANTA-FULTON COUNTY STADIUM (1966-96)

Atlanta-Fulton County Stadium was home to the Braves from the 1966 season through the 1996 season. The club broke ground on April 15, 1964, and the first game was played on April 9, 1965, when Milwaukee defeated Detroit, 6-3, in an exhibition game before the 1965 regular season. The first regular-season game was played April 12, 1966, vs. Pittsburgh, and the final regular-season contest was played September 23, 1996, vs. Montreal. The final game took place on October 24, 1996, when New York defeated Atlanta, 1-0, in Game 5 of the World Series. The approximate cost of the stadium was \$18 million. The park was completed in 20 months, eight for design and 12 for construction. The architects were two Atlanta firms: Heery and Heery and Finch, Alexander, Barnes, Rothschild and Paschal. The general contractor was the Thompson and Street Company of Charlotte, NC, and Atlanta. The stadium dimensions were 330' down each line, 402' in centerfield and 385' to the power alleys. The stadium wall was 10' and the ballpark had a capacity of 52,769 for baseball. The stadium was also used by the NFL's Atlanta Falcons until the club moved into the Georgia Dome in 1992 and was used as the baseball venue for the 1996 Olympic Games.

FULTON HOME RUNS		
UPPER LEVEL HOMERS		
Date	Player, Club	Pitcher, Club
6/10/69	Willie Smith, CHI	Ron Reed, ATL
6/22/69	Willie McCovey, SF	Gary Neibauer, ATL
4/13/70	Hank Aaron, ATL	Frank Reberger, SF
9/10/71	Earl Williams, ATL	Gaylord Perry, SF
CLUB LEVEL HOMERS		
6/20/66	Joe Torre, ATL	Chris Short, PHI
9/7/68	Jim Wynn, HOU	Phil Niekro, ATL
9/11/69	Willie McCovey, SF	Ron Reed, ATL
8/21/73	Mike Lum, ATL	Rick Wise, PHI
8/20/80	Cliff Johnson, CHI	Larry McWilliams, ATL
8/30/90	Ron Gant, ATL	Omar Olivares, STL
7/29/92	Jeff Bagwell, HOU	Tom Glavine, ATL
5/10/94	Pete Incaviglia, PHI	Steve Bedrosian, ATL
8/10/96	Fred McGriff, ATL	Curtis Leskanen, COL

## ATLANTA-FULTON COUNTY STADIUM FIRSTS

**Ground Breaking:** April 15, 1964  
**Construction Finished:** April 9, 1965  
**First Game:** April 12, 1966  
**First Batter:** Matty Alou, Pittsburgh  
**First Hit:** Gene Alley, Pittsburgh  
**First Home Run:** Joe Torre, Atlanta  
**First Braves Batter:** Felipe Alou  
**First Hit by a Brave:** Rico Carty  
**First Braves Stolen Base:** Hank Aaron  
**First Braves Error:** Denis Menke

## ATLANTA-FULTON COUNTY STADIUM LASTS\*

**Last Game:** September 23, 1996  
Atlanta 3 - Montreal 1  
**Attendance:** 49,083 TOG: 2:22  
**Last Batter:** Moises Alou, Montreal  
**Last Hit:** David Segui, Montreal  
**Last Hit by a Brave:** Ryan Klesko  
**Last Stolen Base:** Luis Polonia, Atlanta  
**Last Braves Error:** Jermaine Dye, 9/22/96  
**Last HR by a Brave:** Marquis Grissom, 9/22/96  
**Winning Pitcher:** Greg Maddux

\*Last regular-season game



A look down at Atlanta-Fulton County Stadium. Photo by Joe Sebo



## TURNER FIELD (1997-2016)

Originally built to serve as the heart of the 1996 Summer Olympics, Turner Field became the home of the Braves in 1997. The team played there through the 2016 season, going 951-667 (.588) in the regular season at the park, while winning 10 NL East titles. The park sits between Ralph David Abernathy Boulevard to the north, Hank Aaron Drive to the east, Bill Lucas Drive to the south and Pollard Boulevard to the west. The \$209-million stadium began construction in 1993 and opened three years later as Centennial Olympic Stadium. The 85,000-seat structure served as the centerpiece of the 1996 Summer Olympics, housing the opening and closing ceremonies, along with track and field events. After the completion of the Paralympic Games in August, the stadium was retrofitted into a baseball only, open-air, natural grass facility over the course of seven months from September until April of 1997. Much of the north end of the stadium was taken out to install the outfield walls, while Entry Plaza, the main entrance to Turner Field, was built after 35,000 seats and part of the track-and-field complex were removed. The Braves played their first game at Turner Field on April 4, 1997, beating the Chicago Cubs, 5-4. The club drew 3,464,488 fans in their first season, the second-highest single-season total in franchise history. Over their 20 seasons at the ballpark, the Braves welcomed 52,439,513 regular season fans to Turner Field, while surpassing two million fans in every year.

The Braves beat the Detroit Tigers, 1-0, in Turner Field's final game on October 2, 2016. The club moved their offices out of the ballpark in December of that year, with Georgia State University taking control after purchasing the stadium for \$22.8 million.



### TURNER FIELD FIRSTS

**First Game:** April 4, 1997 vs. Chicago Cubs

**Attendance:** 45,044 (first sellout)

**TOG:** 2:54

**Score:** 5-4, Braves

**WP:** Brad Clontz

**LP:** Terry Adams

**Save:** Mark Wohlers

**First Pitch:** by Denny Neagle, 7:47 p.m.

**First Batter:** Brian McRae, Chicago

**First Braves Batter:** Kenny Lofton

**First Hit:** Chipper Jones (single)

**First Double:** Javy Lopez

**First Triple:** Brian McRae, Chicago

**First Home Run:** Michael Tucker

**First RBI:** Michael Tucker

**First Run Scored:** Michael Tucker

**First Braves Stolen Base:** Chipper Jones

**First Braves Error:** Fred McGriff

**First Strikeout:** Mark Lemke

**First Walk:** Chipper Jones

**First Intentional Walk:** Sammy Sosa, Chicago

### TURNER FIELD LASTS

**Last Game:** October 2, 2016 vs. Detroit Tigers

**Attendance:** 51,220 (last sellout)

**TOG:** 2:47

**Score:** 1-0, Braves

**WP:** Julio Teheran

**LP:** Justin Verlander

**Save:** Jim Johnson

**Last Pitch:** by Jim Johnson, 6:00 p.m.

**Last Batter:** Justin Upton, Detroit (strikeout)

**Last Braves Batter:** Freddie Freeman (strikeout)

**Last Hit:** Miguel Cabrera, Detroit (single)

**Last Braves Hit:** Adonis Garcia (single)

**Last Double:** Jose Iglesias, Detroit

**Last Triple:** Dansby Swanson (September 28)

**Last Home Run:** Justin Upton, Detroit (October 1)

**Last RBI:** Freddie Freeman

**Last Run Scored:** Ender Inciarte

**Last Stolen Base:** Adonis Garcia

**Last Error:** James McCann, Detroit

**Last Strikeout:** Justin Upton

**Last Walk:** Nick Markakis

**Last Intentional Walk:** Nick Markakis

# TURNER FIELD BATTING LEADERS

## HITS

1.	Chipper Jones.....	1,223
2.	Andruw Jones.....	796
3.	Brian McCann.....	516
4.	Rafael Furcal.....	502
5.	<b>Freddie Freeman.....</b>	<b>455</b>
6.	Martin Prado.....	412
7.	Jeff Francoeur.....	394
8.	Javy Lopez.....	393
9.	Marcus Giles.....	379
10.	Jason Heyward.....	331

## BATTING AVERAGE\*

1.	Omar Infante.....	.316
2.	Chipper Jones.....	.315
3.	Andres Galarraga.....	.311
4.	Matt Diaz.....	.310
5.	Martin Prado.....	.307
6.	Rafael Furcal.....	.304
7.	Edgar Renteria.....	.301
8.	Julio Franco.....	.298
9.	Javy Lopez.....	.295
10.	Yunel Escobar.....	.294

## HOME RUNS

1.	Chipper Jones.....	226
2.	Andruw Jones.....	166
3.	Brian McCann.....	92
4.	Javy Lopez.....	79
5.	<b>Freddie Freeman.....</b>	<b>64</b>
6.	Jeff Francoeur.....	48
7.	Dan Uggla.....	46
8.	Marcus Giles.....	42
9.	Adam LaRoche.....	40
10.	Jason Heyward.....	39

## RUNS

1.	Chipper Jones.....	725
2.	Andruw Jones.....	512
3.	Rafael Furcal.....	302
4.	<b>Freddie Freeman.....</b>	<b>249</b>
5.	Brian McCann.....	229
6.	Marcus Giles.....	218
7.	Jason Heyward.....	191
8.	Martin Prado.....	186
9.	Jeff Francoeur.....	181
10.	Javy Lopez.....	179

## RBI

1.	Chipper Jones.....	773
2.	Andruw Jones.....	519
3.	Brian McCann.....	324
4.	Javy Lopez.....	259
5.	<b>Freddie Freeman.....</b>	<b>250</b>
6.	Jeff Francoeur.....	229
7.	Marcus Giles.....	173
8.	Martin Prado.....	165
9.	Brian Jordan.....	156
10.	Dan Uggla.....	148

## GAMES

1.	Chipper Jones.....	1,119
2.	Andruw Jones.....	817
3.	Brian McCann.....	547
4.	<b>Freddie Freeman.....</b>	<b>447</b>
5.	Rafael Furcal.....	420
6.	Javy Lopez.....	400
7.	Jeff Francoeur.....	396
8.	Martin Prado.....	360
9.	Jason Heyward.....	357
10.	Marcus Giles.....	355

**Bold indicates active Braves player.**  
**\*minimum 500 plate appearances**

# LONGEST HOME RUNS AT TURNER FIELD

Rank	Distance*	Player, Club	Inning	Date
1.	471 feet	Sammy Sosa, Chicago	1st	September 1, 2001
2.	467 feet	Barry Bonds, San Francisco	3rd	August 29, 2004
3.	462 feet	Barry Bonds, San Francisco	5th	August 29, 2004
4.	<b>458 feet</b>	<b>Mark Teixeira, Atlanta</b>	<b>2nd</b>	<b>September 21, 2007</b>
5.	456 feet	Mike Piazza, New York	7th	April 7, 2004
6.	454 feet	Jeromy Burnitz, Milwaukee	5th	June 24, 2000
7.	453 feet	Mark Reynolds, Arizona	8th	August 17, 2007
8.	<b>452 feet</b>	<b>Andruw Jones, Atlanta</b>	<b>4th</b>	<b>September 5, 2005</b>
9.	<b>451 feet</b>	<b>Chipper Jones, Atlanta</b>	<b>4th</b>	<b>July 5, 2000</b>
		Shawn Green, Los Angeles	1st	August 24, 2001

\* Home run distances are estimates.

# TURNER FIELD PITCHING LEADERS

## WINS

1. Greg Maddux .....	72
2. Tim Hudson .....	62
3. Tom Glavine .....	52
John Smoltz .....	52
5. Kevin Millwood .....	40
6. Jair Jurrjens .....	28
<b>7. Julio Teheran.....</b>	<b>24</b>
8. Tommy Hanson .....	22
Derek Lowe .....	22
Russ Ortiz .....	22

## STRIKEOUTS

1. John Smoltz .....	739
2. Greg Maddux .....	620
3. Tim Hudson .....	566
4. Tom Glavine .....	471
5. Kevin Millwood .....	415
<b>6. Julio Teheran.....</b>	<b>413</b>
7. Mike Minor .....	303
8. Tommy Hanson .....	298
9. Craig Kimbrel .....	288
10. Jair Jurrjens .....	278

## ERA\*

1. Craig Kimbrel .....	1.09
2. Kris Medlen .....	2.42
3. Greg Maddux .....	2.68
4. Mike Remlinger .....	2.78
5. John Smoltz .....	2.94
<b>6. Julio Teheran.....</b>	<b>3.02</b>
7. Javier Vazquez .....	3.15
8. Tim Hudson .....	3.20
9. Alex Wood .....	3.23
10. Tom Glavine .....	3.50

## INNINGS PITCHED

1. Greg Maddux .....	911.1
2. Tim Hudson .....	828.0
3. John Smoltz .....	813.2
4. Tom Glavine .....	779.1
5. Kevin Millwood .....	518.2
<b>6. Julio Teheran.....</b>	<b>435.1</b>
7. Jair Jurrjens .....	372.2
8. Mike Minor .....	338.1
9. Tommy Hanson .....	322.0
10. Derek Lowe .....	312.0

## SAVES

1. Craig Kimbrel .....	94
2. John Smoltz .....	79
3. John Rocker .....	45
4. Billy Wagner .....	34
5. Rafael Soriano .....	26
T6. Kerry Ligtenberg .....	21
Bob Wickman .....	21
8. Mark Wohlers .....	18
9. Michael Gonzalez .....	14
10. Chris Reitsma .....	13

## GAMES

1. John Smoltz .....	224
T2. Craig Kimbrel .....	167
<b>Eric O'Flaherty.....</b>	<b>167</b>
4. Mike Remlinger .....	166
5. Peter Moylan .....	151
6. Kerry Ligtenberg .....	134
7. Greg Maddux .....	130
8. Tim Hudson .....	125
9. Tom Glavine .....	120
10. Kevin Gryboski .....	116

**Bold indicates active Brave.**  
\*minimum 150 IP

# POSTPONED GAMES AT TURNER FIELD

There were 18 postponed games in the 20-year history of Turner Field. One game, August 15, 2002 (vs. San Francisco), was declared a 3-3 tie after a two-hour, 33-minute rain delay in the 10th inning (that game is not included in the list of postponed games). The final postponed game occurred October 3, 2015, vs. the St. Louis Cardinals.

## BY YEAR

1997 .....	0	2007 .....	1
1998 .....	0	2008 .....	2
1999 .....	0	2009 .....	2
2000 .....	0	2010 .....	0
2001 .....	0	2011 .....	2
2002 .....	1	2012 .....	0
2003 .....	2	2013 .....	1
2004 .....	2	2014 .....	0
2005 .....	2	2015 .....	1
2006 .....	2	2016 .....	0

## BY MONTH

March .....	0
April .....	3
May .....	4
June .....	4
July .....	1
August .....	2
September .....	3
October .....	1

## BY OPPONENT

Arizona .....	2
Chicago .....	3
Colorado .....	1
Florida .....	1
Milwaukee .....	1
New York .....	5
Philadelphia .....	2
Pittsburgh .....	1
St. Louis .....	1
Washington .....	1

# THREE HOME RUNS AT TURNER FIELD

Players who hit three home runs in a game at Turner Field

Player, Club	Date	H-AB	RBI	Score
Barry Bonds, San Francisco	May 19, 2001	4-5	3	SF 6, ATL 3
Richie Sexson, Milwaukee	April 25, 2003	4-5	5	MIL 12, ATL 5
Damion Easley, Arizona	June 3, 2006 [2]	4-5	7	ARI 13, ATL 9
Alfonso Soriano, Chicago (NL)	June 8, 2007	4-5	3	CHI 9, ATL 1
<b>Mark Teixeira, Atlanta</b>	<b>June 22, 2008</b>	<b>3-4</b>	<b>4</b>	<b>ATL 8, SEA 3</b>

# ATLANTA BRAVES OPENING DAY RESULTS

## FULTON COUNTY STADIUM ERA

Year	Date	Home/ Away	Opponent	Result	Pitchers of Record	
					Braves	Opponent
1966	4/12	H	Pittsburgh	L, 2-3 (13)	Cloninger	Schwall
1967	4/11	A	Houston	L, 1-6	Kelley	Cuellar
	4/13	H*	San Francisco	L, 0-2	Cloninger	Perry
	4/10	A	St. Louis	L, 1-2	Jarvis	Washburn
1968	4/12	H*	Cincinnati	W, 4-3	Niekro	Tsitouris
	4/7	H	San Francisco	W, 5-4	Stone	Linzy
1969	4/7	A	San Diego	L, 3-8	Niekro	Dobson
	4/13	H*	San Francisco	W, 9-3	Jarvis	Reberger
1971	4/5	A	Cincinnati	W, 7-4	Upshaw	Granger
	4/9	H*	Pittsburgh	L, 2-8	Jarvis	Moose
1972	4/15	A	San Diego	L, 5-6	Niekro	Kirby
	4/17	H*	Los Angeles	L, 3-8	Stone	Singer
1973	4/6	H	Houston	L, 1-2 (13)	Upshaw	Gladding
1974	4/4	A	Cincinnati	L, 6-7 (11)	Capra	C. Carroll
	4/8	H*	Los Angeles	W, 7-4	Reed	Downing
1975	4/7	A	Houston	L, 2-6	Niekro	Dierker
	4/15	H*	Houston	W, 6-1	Niekro	Richard
1976	4/9	A	San Diego	L, 2-8	Morton	Jones
	4/13	H*	Cincinnati	L, 1-6	Torrealba	Norman
1977	4/8	A	Houston	L, 2-3 (11)	Johnson	Forsch
	4/15	H*	Houston	W, 4-3	Ruthven	Lemongello
1978	4/7	H	Los Angeles	L, 4-13	Niekro	Sutton
1979	4/6	A	Houston	L, 1-2	Niekro	Richard
	4/9	H*	Cincinnati	L, 4-9	M. Mahler	Seaver
1980	4/9	A	Cincinnati	L, 0-9	Niekro	Pastore
	4/17	H*	Cincinnati	L, 1-4	Niekro	Pastore
1981	4/10	H	Cincinnati	W, 5-3	Garber	Soto
1982	4/6	A	San Diego	W, 1-0	R. Mahler	Eichelberger
	4/9	H*	Houston	W, 6-2	Boggs	Sutton
1983	4/4	A	Cincinnati	L, 4-5	Bedrosian	Soto
	4/8	H*	San Diego	W, 4-2	Bedrosian	Chiffer
1984	4/3	H	Philadelphia	L, 0-5	Barker	Carlton
1985	4/9	A	Philadelphia	W, 6-0	R. Mahler	Carlton
	4/12	H*	San Diego	L, 3-7	Camp	Hawkins
1986	4/8	H	Montreal	W, 6-0	R. Mahler	B. Smith
1987	4/7	H	Philadelphia	W, 6-0	R. Mahler	Rawley
1988	4/5	H	Chicago	L, 9-10 (13)	Acker	Bielecki
1989	4/4	A	Houston	L, 3-10	Z. Smith	Scott
	4/7	H	Los Angeles	W, 6-1	Glavine	Valenzuela
1990	4/11	H	San Francisco	L, 0-8	Glavine	Reuschel
1991	4/10	H	Los Angeles	L, 4-6	Smoltz	Belcher
1992	4/7	A	Houston	W, 2-0	Glavine	Harnisch
	4/9	H*	San Francisco	L, 4-11	Leibrandt	Burba
1993	4/5	A	Chicago	W, 1-0	Maddux	Morgan
	4/8	H*	Los Angeles	W, 6-1	Glavine	Candiotti
1994	4/4	A	San Diego	W, 4-1	Maddux	Benes
	4/12	H*	San Francisco	L, 5-7	Smoltz	Frey
1995	4/26	H	San Francisco	W, 12-5	Maddux	Mulholland
1996	4/1	H	San Francisco	W, 10-8	Maddux	Leiter

## TURNER FIELD ERA

Year	Date	Home/ Away	Opponent	Result	Pitchers of Record	
					Braves	Opponent
1997	4/1	A	Houston	L, 1-2	Smoltz	Reynolds
	4/4	H**	Chicago	W, 5-4	Clontz	Adams
1998	3/31	H	Milwaukee	W, 2-1	Ligtenberg	Wickman
1999	4/5	H	Philadelphia	L, 4-7	Glavine	Schilling
2000	4/3	H	Colorado	W, 2-0	Maddux	Astacio
2001	4/2	A	Cincinnati	W, 10-4	Valdes	Reyes
	4/3	H*	New York	L, 4-6 (10)	Ligtenberg	Cook
2002	4/1	H	Philadelphia	W, 7-2	Glavine	Person
2003	3/31	H	Montreal	L, 2-10	Maddux	Armas
2004	4/6	H	New York	L, 2-7	Ortiz	Glavine
2005	4/5	A	Florida	L, 0-9	Smoltz	Beckett
	4/8	H*	New York	W, 3-1	Thomson	Zambrano
2006	4/3	A	Los Angeles	W, 11-10	Villarreal	Lowe
	4/10	H*	Philadelphia	W, 5-3	Villarreal	Franklin
2007	4/2	A	Philadelphia	W, 5-3 (10)	Wickman	Madson
	4/6	H*	New York	L, 1-11	Redman	Perez
2008	3/30	A***	Washington	L, 2-3	Rauch	Moylan
	3/31	H*	Pittsburgh	L, 11-12 (12)	Osoria	Boyer
2009	4/5	A	Philadelphia	W, 4-1	Lowe	Myers
	4/10	H*	Washington	W, 6-5 (10)	Campillo	Beimel
2010	4/5	H	Chicago	W, 16-5	Lowe	Zambrano
2011	3/31	A	Washington	W, 2-0	Lowe	Hernandez
	4/8	H*	Philadelphia	W, 6-3	Hudson	Lee
2012	4/5	A	New York	L, 0-1	Santana	Hanson
	4/13	H*	Milwaukee	W, 10-8	Venters	F. Rodriguez
2013	4/1	H	Philadelphia	W, 7-5	Avilan	Hamels
2014	3/31	A	Milwaukee	L, 0-2	Teheran	Gallardo
	4/8	H*	New York	L, 0-4	Harang	Colon
2015	4/6	A	Miami	W, 2-1	Teheran	Alvarez
	4/10	H*	New York	W, 5-3	Johnson	Montero
2016	4/4	H*	Atlanta	L, 4-3 (10)	Treinen	O'Flaherty

\*Home opener;

\*\*First regular-season game played at Turner Field; \*\*\*First regular-season game played at Nationals Park



A view from the upper deck at a sold-out Turner Field.



# ATLANTA'S OPENING DAY LINEUPS

## 1966

Alou, cf  
Mathews, 3b  
Aaron, rf  
Carty, lf  
Torre, c  
Menke, ss  
Thomas, 1b  
Bolling, 2b  
Cloninger, p

## 1973

Garr, lf  
Gilbreath, 3b  
Aaron, rf  
Baker, cf  
Evans, 1b  
Johnson, 2b  
Oates, c  
Perez, ss  
Gentry, p

## 1980

Miller, cf  
Royster, 2b  
Mathews, rf  
Hornor, 3b  
Chambliss, 1b  
Murphy, lf  
Linares, lf  
Pocoroba, c  
Gomez, ss  
Niekro, p

## 1987

James, cf  
Thomas, ss  
Roenicke, 1b  
Murphy, rf  
Griffey, lf  
Virgil, c  
Oberkfell, 3b  
Hubbard, 2b  
Mahler, p

## 1994

Sanders, cf  
Blauser, ss  
Klesko, lf  
McGriff, 1b  
Justice, rf  
Pendleton, 3b  
Lopez, c  
Lemke, 2b  
Maddux, p

## 2001

Furcal, ss  
Veras, 2b  
A. Jones, cf  
C. Jones, 3b  
Surhoff, lf  
Jordan, rf  
Lopez, c  
Brogna, 1b  
Burkett, p

## 1967

Menke, ss  
Alou, 1b  
Aaron, rf  
Torre, c  
Carty, lf  
Jones, cf  
Boyer, 3b  
Woodward, 2b  
Lemaster, p

## 1974

Garr, rf  
Lum, 1b  
Evans, 3b  
Aaron, lf  
Baker, cf  
Johnson, 2b  
Oates, c  
Robinson, ss  
Morton, p

## 1981

Washington, rf  
Hubbard, 2b  
Hornor, 3b  
Chambliss, 1b  
Murphy, cf  
Linares, lf  
Benedict, c  
Ramirez, ss  
Boggs, p

## 1988

James, cf  
Garcia, 2b  
Perry, 1b  
Murphy, rf  
Griffey, lf  
Virgil, c  
Oberkfell, 3b  
Thomas, ss  
Mahler, p

## 1995

Grissom, cf  
Blauser, ss  
Jones, 3b  
McGriff, 1b  
Justice, rf  
Lopez, c  
Kelly, lf  
Lemke, 2b  
Maddux, p

## 2002

Furcal, ss  
A. Jones, cf  
C. Jones, lf  
Sheffield, rf  
Castilla, 3b  
Surhoff, 1b  
Lopez, c  
Giles, 2b  
Glavine, p

## 1968

Alou, cf  
Jackson, ss  
Aaron, rf  
Torre, c  
Boyer, 3b  
Johnson, 1b  
Lum, lf  
Millan, 2b  
Jarvis, p

## 1975

Garr, lf  
Perez, 2b  
Evans, 3b  
Lum, 1b  
Baker, lf  
Office, cf  
Correll, c  
Blanks, ss  
Niekro, p

## 1982

Butler, cf  
Hubbard, 2b  
Washington, rf  
Hornor, 3b  
Murphy, lf  
Chambliss, 1b  
Benedict, c  
Ramirez, ss  
Mahler, p

## 1989

L. Smith, lf  
Gregg, rf  
Perry, 1b  
Murphy, cf  
Davis, c  
Gant, 3b  
Thomas, ss  
Blauser, 2b  
Z. Smith, p

## 1996

Grissom, cf  
Blauser, ss  
Justice, rf  
McGriff, 1b  
Klesko, lf  
Lopez, c  
Lemke, 2b  
Mordecai, 3b  
Maddux, p

## 2003

Furcal, ss  
Fick, 1b  
Sheffield, rf  
C. Jones, lf  
A. Jones, cf  
Giles, 2b  
Castilla, 3b  
Blanco, c  
Maddux, p

## 1969

Alou, cf  
Millan, 2b  
Aaron, rf  
Cepeda, 1b  
Francona, lf  
Boyer, 3b  
Tillman, c  
Jackson, ss  
Jarvis, p

## 1976

Office, cf  
Royster, 3b  
Evans, 1b  
Wynn, lf  
Paciorek, rf  
Lacy, 2b  
Pocoroba, c  
Chaney, ss  
Morton, p

## 1983

Butler, cf  
Ramirez, ss  
Washington, rf  
Murphy, lf  
Hornor, 3b  
Chambliss, 1b  
Hubbard, 2b  
Benedict, c  
Niekro, p

## 1990

McDowell, cf  
Treadway, 2b  
Gregg, lf  
Esasky, 1b  
Murphy, rf  
Whitt, c  
Presley, 3b  
Blauser, ss  
Glavine, p

## 1997

Lofton, cf  
Lemke, 2b  
C. Jones, 3b  
McGriff, 1b  
Klesko, lf  
Tucker, rf  
Lopez, c  
Blauser, ss  
Smoltz, p

## 2004

Furcal, ss  
Giles, 2b  
C. Jones, lf  
A. Jones, cf  
Drew, rf  
Franco, 1b  
Estrada, c  
DeRosa, 3b  
Ortiz, p

## 1970

Jackson, ss  
Millan, 2b  
Aaron, rf  
Carty, lf  
Cepeda, 1b  
Gonzales, cf  
Boyer, 3b  
Didier, c  
Niekro, p

## 1977

Office, cf  
Royster, 3b  
Montanez, 1b  
Burroughs, rf  
Mathews, lf  
Pocoroba, c  
Gilbreath, 2b  
Rickett, ss  
Messersmith, p

## 1984

Washington, rf  
Royster, lf  
Murphy, cf  
Hornor, 3b  
Watson, 1b  
Ramirez, ss  
Hubbard, 2b  
Benedict, c  
Barker, p

## 1991

Sanders, lf  
Treadway, 2b  
Gant, cf  
Justice, rf  
Bream, 1b  
Pendleton, 3b  
Heath, c  
Belliard, ss  
Smoltz, p

## 1998

Weiss, ss  
Graffanino, 2b  
C. Jones, 3b  
Galarraga, 1b  
Klesko, lf  
Tucker, rf  
E. Perez, c  
A. Jones, cf  
Maddux, p

## 2005

Furcal, ss  
Giles, 2b  
C. Jones, 3b  
A. Jones, cf  
LaRoche, 1b  
Estrada, c  
Mondesi, rf  
Jordan, lf  
Smoltz, p

## 1971

Jackson, cf  
Garr, lf  
Aaron, rf  
Cepeda, 1b  
King, c  
Millan, 2b  
Boyer, 3b  
Perez, ss  
Niekro, p

## 1978

Royster, 2b  
Office, cf  
Mathews, rf  
Burroughs, lf  
Pocoroba, c  
Murphy, 1b  
Bonnell, 3b  
Rickett, ss  
Niekro, p

## 1985

Ramirez, ss  
Harper, rf  
Kommink, lf  
Murphy, cf  
Hornor, 3b  
Chambliss, 1b  
Cerone, c  
Hubbard, 2b  
Mahler, p

## 1992

Sanders, cf  
Pendleton, 3b  
Gant, lf  
Justice, rf  
Bream, 1b  
Blauser, 2b  
Olson, c  
Belliard, ss  
Glavine, p

## 1999

Nixon, lf  
Boone, 2b  
C. Jones, 3b  
Jordan, rf  
Lopez, c  
Klesko, 1b  
A. Jones, cf  
Weiss, ss  
Glavine, p

## 2006

Giles, 2b  
Renteria, ss  
C. Jones, 3b  
A. Jones, cf  
LaRoche, 1b  
Francoeur, rf  
McCann, c  
Langerhans, lf  
Hudson, p

## 1972

Millan, 2b  
Garr, lf  
Aaron, rf  
Cepeda, 1b  
Williams, c  
Lum, cf  
Evans, 3b  
Perez, ss  
Niekro, p

## 1979

Bonnell, cf  
Mathews, rf  
Hornor, 3b  
Burroughs, lf  
Lum, 1b  
Murphy, c  
Hubbard, 2b  
Frias, ss  
Niekro, p

## 1986

Washington, rf  
Ramirez, ss  
Murphy, cf  
Hornor, 1b  
Harper, lf  
Virgil, c  
Oberkfell, 3b  
Hubbard, 2b  
Mahler, p

## 1993

Nixon, cf  
Blauser, ss  
Gant, lf  
Pendleton, 3b  
Justice, rf  
Bream, 1b  
Berryhill, c  
Lemke, 2b  
Maddux, p

## 2000

Veras, 2b  
Sanders, lf  
C. Jones, 3b  
Jordan, rf  
Galarraga, 1b  
A. Jones, cf  
Perez, c  
Weiss, ss  
Maddux, p

## 2007

Johnson, 2b  
Renteria, ss  
C. Jones, 3b  
A. Jones, cf  
McCann, c  
Francoeur, rf  
Thorman, 1b  
Langerhans, lf  
Smoltz, p

**2008**

Johnson, 2b  
Escobar, ss  
C. Jones, 3b  
Teixeira, 1b  
Francoeur, rf  
McCann, c  
Diaz, lf  
Kotsay, cf  
Hudson, p

**2015**

Young, Jr., cf  
Peterson, 2b  
Markakis, rf  
Freeman, 1b  
Bethancourt, c  
K.Johnson, lf  
Callaspo, 3b  
Simmons, ss  
Teheran, p

**2009**

Johnson, 2b  
Escobar, ss  
C. Jones, 3b  
McCann, c  
Anderson, lf  
Francoeur, rf  
Kotchman, 1b  
Schafer, cf  
Lowe, p

**2016**

Inciarte, cf  
Aybar, ss  
Freeman, 1b  
Garcia, 3b  
Markakis, rf  
Olivera, lf  
Pierzynski, c  
Peterson, 2b  
Teheran, p

**2010**

Cabrera, lf  
Prado, 2b  
C. Jones, 3b  
McCann, c  
Glaus, 1b  
Escobar, ss  
Heyward, rf  
McLouth, cf  
Lowe, p

**2011**

Prado, lf  
McLouth, cf  
Jones, 3b  
McCann, c  
Uggla, 2b  
Heyward, rf  
Gonzalez, ss  
Freeman, 1b  
Lowe, p

**2012**

Bourn, cf  
Prado, 3b  
McCann, c  
Uggla, 2b  
Freeman, 1b  
Diaz, lf  
Heyward, rf  
Pastornicky, ss  
Hanson, p

**2013**

Simmons, ss  
Heyward, rf  
J. Upton, lf  
Freeman, 1b  
B. Upton, cf  
Uggla, 2b  
C. Johnson, 3b  
Laird, c  
Hudson, p

**2014**

Heyward, rf  
B. Upton, cf  
Freeman, 1b  
C. Johnson, 3b  
J. Upton, lf  
Uggla, 2b  
Gattis, c  
Simmons, ss  
Teheran, p



Freddie Freeman started six consecutive Opening Days for the Braves from 2011 to 2016, setting the Atlanta franchise record for a first baseman.

# ATLANTA'S OPENING DAY RECORDS

## HOME RUNS

The Braves have hit 54 home runs on Opening Day since the club moved to Atlanta in 1966. Four players (Dale Murphy, Fred McGriff, Andruw Jones and Brian McCann) hold the Atlanta-era record with three career homers in openers, while Joe Torre, McGriff and Edgar Renteria are the only Atlanta Braves with a multi-homer game on Opening Day.

**April 12, 1966 vs. Pittsburgh**

Joe Torre (2)

**April 11, 1967 at Houston**

Clete Boyer

**April 7, 1970 at San Diego**

Orlando Cepeda

**April 4, 1974 at Cincinnati**

Hank Aaron

**April 8, 1977 at Houston**

Jeff Burroughs

**April 7, 1978 vs. Los Angeles**

Rowland Office

Dale Murphy

Jerry Royster

**April 10, 1981 vs. Cincinnati**

Dale Murphy

**April 4, 1983 at Cincinnati**

Chris Chambliss

**April 8, 1986 vs. Montreal**

Dale Murphy

**April 5, 1988 vs. Chicago**

Ozzie Virgil

Gerald Perry

Ken Oberkfell

Andres Thomas

**April 4, 1984 at Houston**

Ron Gant

Tommy Gregg

**April 10, 1991 vs. Los Angeles**

David Justice

**April 4, 1994 at San Diego**

Deion Sanders

Ryan Klesko

**April 26, 1995 vs. San Francisco**

Fred McGriff (2)

David Justice

**April 1, 1996 vs. San Francisco**

Ryan Klesko

Jeff Blauser

Fred McGriff

Mark Lemke

Jerome Walton

**April 1, 1997 at Houston**

Chipper Jones

**April 5, 1999 vs. Philadelphia**

Brian Jordan

**April 3, 2000 vs. Colorado**

Andres Galarraga

Andruw Jones

**April 2, 2001 at Cincinnati**

Andruw Jones

Rafael Furcal

**April 1, 2002 vs. Philadelphia**

Vinny Castilla

Gary Sheffield

**April 6, 2004 vs. New York**

Marcus Giles

**April 3, 2006 at Los Angeles**

Andruw Jones

Adam LaRoche

Ryan Langerhans

**April 2, 2007 at Philadelphia**

Edgar Renteria (2)

Brian McCann

**March 30, 2008 at Washington**

Chipper Jones

**April 5, 2009 at Philadelphia**

Brian McCann

Jeff Francoeur

Jordan Schafer\*

**April 5, 2010 vs. Chicago**

Brian McCann

Jason Heyward\*

**March 31, 2011 at Washington**

Jason Heyward

**April 1, 2013 vs. Philadelphia**

Justin Upton

Freddie Freeman

Dan Uggla

**April 4, 2016 vs. Washington**

Freddie Freeman

Adonis Garcia

\*First career at-bat

## OPENING DAY HR LEADERS

Player	Opening Day HR
1. Dale Murphy	3
Fred McGriff	3
Andruw Jones	3
Brian McCann	3
T5. Joe Torre	2
David Justice	2
Ryan Klesko	2
Edgar Renteria	2
Chipper Jones	2
Jason Heyward	2
Freddie Freeman	2

## MOST OPENING DAY STARTS, BY POSITION

Since the club moved to Atlanta in 1966, only Chipper Jones and Andruw Jones have made at least 10 starts on Opening Day for the Braves. Jones holds the Atlanta-era record with 13 starts at third base.

<b>Manager</b> .....	Bobby Cox.....	24	<b>Shortstop</b> .....	Jeff Blauser .....	6
<b>Pitcher</b> .....	Phil Niekro.....	8	<b>Third Base</b> .....	Chipper Jones .....	13
<b>Catcher</b> .....	J. Lopez, B. McCann .....	7	<b>Left Field</b> .....	R. Garr, R. Klesko .....	4
<b>First Base</b> .....	Freddie Freeman.....	6	<b>Center Field</b> .....	Andruw Jones.....	10
<b>Second Base</b> .....	Glenn Hubbard.....	8	<b>Right Field</b> .....	Hank Aaron .....	8

# THE LAST TIME IT HAPPENED

## OFFENSIVE ODDITIES

### First Major League Hit as a Home Run

Evan Gattis, in his MLB debut, April 3, 2013 (4th inning) vs. Philadelphia, off Roy Halladay (2nd at-bat, solo homer)

### Inside-the-Park Home Run by a Brave

Dansby Swanson, September 6, 2016 at Washington (2nd inning), off Gio Gonzalez

### Inside-the-Park Home Run by Opponent

Willie Harris, September 24, 2010 (7th inning) at Washington, off Kyle Farnsworth

### Brave Hit for the Cycle

Freddie Freeman, June 15, 2016 vs. Cincinnati

### Grand Slam by a Brave

Jace Peterson, May 16, 2015 at Miami (2nd inning), off Mat Latos

### Grand Slam by Opponent

Ryan Howard, September 27, 2016 (1st inning) vs. Philadelphia, off Julio Teheran

### Pinch-Hit Grand Slam by a Brave

Brian McCann, August 11, 2010 (10th inning) at Houston, off Jeff Fulchino

### Pinch-Hit Grand Slam by Opponent

Ryan Raburn, July 15, 2016 (9th inning) vs. Colorado, off Dario Alvarez

### Pinch-Hit Home Run by a Braves player

Brandon Synder, September 30, 2016 (7th inning) vs. Detroit, off Daniel Norris

### Pinch-Hit Home Run by Opponent

Kolten Wong, August 6, 2016 (5th inning) vs. St. Louis, off Roberto Hernandez

### Back-to-Back Home Runs by Braves

Adonis Garcia and Tyler Flowers, June 10, 2016 (2nd inning) vs. Chicago (NL), off Jason Hammel

### Back-to-Back-to-Back Home Runs by Braves

Evan Gattis, Dan Uggla and Andrelton Simmons, April 14, 2014 (8th inning) at Philadelphia, off B.J. Rosenberg

### Back-to-Back Pinch-Hit Home Runs by Braves

Keith Lockhart and Javy Lopez, May 25, 1999 (9th inning) at Milwaukee, off Bob Wickman

### Back-to-Back Home Runs by Opponent

Maikel Franco and Tommy Joseph, July 28, 2016 (1st inning) vs. Philadelphia, off Matt Wisler

### Home Run by Braves Pitcher

Mike Minor, July 12, 2014 (4th inning) at Chicago (NL), off Edwin Jackson (solo homer)

### Home Run by Opposing Pitcher

Mike Leake, April 30, 2015 (7th inning) vs. Cincinnati, off Shelby Miller (solo homer)

### Two-Homer Game by Braves Pitcher

Derek Lilliquist, May 1, 1990 (3rd inning and 5th inning) vs. New York (NL), off Ron Darling (both solo homers)

### Two-Homer Game by Opponent Pitcher

Micah Owings, August 18, 2007 (4th inning and 6th inning) vs. Arizona, off Buddy Carlyle (both solo homers)

## PITCHING PECULIARITIES

### No-Hitter by Braves Pitcher

Kent Mercker, April 8, 1994 at Los Angeles (NL), 6-0

### No-Hitter vs. the Braves

Cole Hamels, Jake Diekmann, Ken Giles and Jonathan Papelbon, September 1, 2014 vs. Philadelphia, 7-0

### Perfect Game vs. the Braves

Randy Johnson, May 18, 2004, vs. Arizona, 2-0

### One-Hitter by Braves Pitcher

Julio Teheran, June 19, 2016, at New York (NL), 6-0

### Braves Pitcher Allowed Four Homers in a Game

Mike Foltyniewicz, July 5, 2016 at Chicago (NL)

### Consecutive Complete-Game Shutouts by a Braves Player

Tom Glavine, August 7, 1998 at San Francisco and August 13, 1998 at San Diego

### Three Consecutive Complete Games by a Braves Player

Greg Maddux, June 27, 1998 vs. Toronto, July 2, 1998 at Tampa Bay, July 11, 1998 at Florida

### Faced the Same Team Twice in a Series as a Starter

Alex Wood, July 9 and 12, 2015 at Colorado

### Braves Starter Worked on Two Days of Rest

Joel De La Cruz, July 28 and July 31, 2016 vs. Philadelphia

## MISCELLANEOUS

### Braves Scored 10+ Runs in an Inning

11 runs, April 7, 2004 (fourth inning) vs. New York (NL)

### Player Stole Two Bases in One Inning

Ender Inciarte, August 31, 2016 (1st inning) vs. San Diego (2nd and 3rd)

### Braves' Steal of Home

Dan Uggla, September 26, 2012 (6th inning) vs. Miami (on a double steal with Brian McCann stealing 2nd)

### Opponent's Steal of Home

Chris Young, August 19, 2007 (3rd inning) vs. Arizona (on a double steal with Orlando Hudson stealing 2nd)

### Triple Play by the Braves

May 6, 2004 (8th inning), vs. San Diego. 3b Mike Hessman to 2b Jesse Garcia to 1b Adam LaRoche. Batter: Kerry Robinson.

### Triple Play vs. Braves

April 29, 2007 (7th inning) at Colorado. Unassisted by ss Troy Tulowitzki; Batter: Chipper Jones.

### Last Braves Game to End in a Tie

August 15, 2002 vs. San Francisco, 3-3. Game called in top of 10th inning due to rain.

### Last Suspended Braves Game

May 24, 2013 at New York (NL). Game suspended due to rain after the 8th inning with the score tied 5-5. Game resumed on May 25. Atlanta won 7-5 in 10 innings.

# ATLANTA'S MOST RECENT TRADE

## NATIONAL LEAGUE

### ARIZONA DIAMONDBACKS — DECEMBER 9, 2015

Obtained Ender Inciarte (OF) and minor leaguers Dansby Swanson (SS) and Aaron Blair (P) for Shelby Miller (P) and minor leaguer Gabe Speier (P).

### CHICAGO CUBS — SEPTEMBER 14, 2016

Obtained Josh Collmenter (P) for cash.

### CINCINNATI REDS — FEBRUARY 11, 2017

Obtained Brandon Phillips (2B) and cash for Andrew McKirahan (P) minor leaguer Carlos Portuondo (P).

### COLORADO ROCKIES — JANUARY 30, 2015

Obtained minor leaguers Chris O'Dowd (C) and Jose Briceno (C) for David Hale (P) and Gus Schlosser (P).

### MIAMI MARLINS — AUGUST 24, 2016

Obtained minor leaguer Matthew Foley (C) for Jeff Francoeur (OF).

### LOS ANGELES DODGERS — JANUARY 13, 2017

Obtained Micah Johnson (INF) for a player to be named later or cash considerations.

### MILWAUKEE BREWERS — AUGUST 15, 2016

Obtained cash for minor leaguer Michael McKenry (C).

### NEW YORK METS — JUNE 8, 2016

Obtained minor leaguer Akeel Morris for Kelly Johnson (INF/OF) and cash.

### PHILADELPHIA PHILLIES — DECEMBER 20, 2002

Obtained Johnny Estrada (C) for Kevin Millwood (P).

### PITTSBURGH PIRATES — MAY 9, 2016

Obtained minor leaguer Mel Rojas, Jr. (OF) for cash.

### ST. LOUIS CARDINALS — DECEMBER 1, 2016

Obtained Jaime Garcia (P) for John Gant (P) and minor leaguers Chris Ellis (P) and Luke Dykstra (INF).

### SAN DIEGO PADRES — JULY 30, 2016

Obtained Matt Kemp (OF) and cash for Hector Olivera (OF).

### SAN FRANCISCO GIANTS — DECEMBER 16, 2016

Obtained cash considerations for minor leaguer Alberto Rodriguez (P)

### WASHINGTON NATIONALS — MARCH 27, 2016

Obtained minor leaguer Tyler Moore (INF) for minor leaguer Nate Freiman (INF)

## AMERICAN LEAGUE

### BALTIMORE ORIOLES — MAY 23, 2016

Obtained Brian Matusz (P) and the 76th pick in the 2016 First-Year Player Draft for minor leaguers Brandon Barker (P) and Trevor Belicek (P).

### BOSTON RED SOX — MAY 20, 2015

Obtained cash for John Cornely (P).

### CHICAGO WHITE SOX — DECEMBER 3, 2010

Obtained Scott Linebrink (P) and cash for minor leaguer Kyle Cofield (P).

### CLEVELAND INDIANS — MAY 9, 2016

Obtained minor leaguer Anthony Recker (C) for cash.

### DETROIT TIGERS — AUGUST 16, 2016

Obtained Mike Aviles (INF) and minor leaguer Kade Scivicque (C) for Erick Aybar (INF).

### HOUSTON ASTROS — JANUARY 14, 2015

Obtained Mike Foltyniewicz (P) and minor leaguers Andrew Thurman (P) and Rio Ruiz (INF) for Evan Gattis (C) and minor leaguer James Hoyt (P).

### KANSAS CITY ROYALS — AUGUST 31, 2015

Obtained minor leaguer Luis Valenzuela (SS) for Jonny Gomes (OF) and cash.

### LOS ANGELES ANGELS — MAY 11, 2016

Obtained minor leaguer Adam McCreery (P) for Jhoulys Chacin (P).

### MINNESOTA TWINS — DECEMBER 18, 2013

Obtained Ryan Doumit (C) for minor leaguer Sean Gilmartin (P).

### NEW YORK YANKEES — JANUARY 1, 2015

Obtained Manny Banuelos (P) for David Carpenter (P) and Chasen Shreve (P).

### OAKLAND ATHLETICS — JULY 6, 2015

Obtained an International Bonus Pool Slot for minor leaguer Aaron Kurcz (P).

### SEATTLE MARINERS — JANUARY 11, 2017

Obtained minor-league Luiz Gohara (P) and minor-league Thomas Burrows (P) for Mallex Smith (OF) and Shae Simmons (P).

### TAMPA BAY RAYS — JULY 2, 2015

Obtained International Bonus Pool Slot No. 73 and No. 103 in exchange for minor leaguer Garret Fulechek (P).

### TEXAS RANGERS — DECEMBER 8, 2016

Obtained RHP Luke Jackson for Tyrell Jenkins (P) and minor leaguer Brady Feigl (P).

### TORONTO BLUE JAYS — MAY 31, 2016

Obtained Sean Ratcliffe (P) for Jason Grilli (P) and cash.



# ATLANTA BRAVES ALL-TIME ROSTER (1966-2016)

A total of 847 players have appeared in at least one official game for the Atlanta Braves since 1966.

## A [33]

Aardsma, David, 2015  
 Aaron, Hank, 1966-74  
 Aaron, Tommie, 1968-71  
 Abbott, Kurt, 2001  
 Abernathy, Ted, 1966  
 Acker, Jim, 1986-89  
 Acosta, Manny, 2007-09  
 Aker, Jack, 1974  
 Aldrich, Jay, 1989  
 Aldridge, Cory, 2001  
 Alexander, Doyle, 1980, 86-87  
 Alfonseca, Antonio, 2004  
 Almanza, Armando, 2004  
 Alomar, Sandy, 1966  
 Alou, Felipe, 1966-69  
 Alvarez, Dario, 2016  
 Alvarez, Jose, 1981-82, 88-89  
 Anderson, Garret, 2009  
 Anderson, Josh, 2008  
 Ankiel, Rick, 2010  
 Ascanio, Jose, 2007  
 Asencio, Jairo, 2009, 2011  
 Ashby, Andy, 2000  
 Aspromonte, Bob, 1969-70  
 Asselstine, Brian, 1976-81  
 Assenmacher, Paul, 1986-89  
 Autry, Al, 1976  
 Avery, Steve, 1990-1996  
 Avilan, Luis, 2012-15  
 Ayala, Luis, 2013  
 Aybar, Erick, 2016  
 Aybar, Willie, 2006  
 Ayraut, Joe, 1996

## B [84]

Baez, Danys, 2006  
 Baker, Dusty, 1968-75  
 Baker, Jeff, 2012  
 Bako, Paul, 2000-2001  
 Bales, Lee, 1966  
 Banuelos, Manny, 2015  
 Barber, Steve, 1970-72  
 Barker, Len, 1983-85  
 Barry, Kevin, 2006-07  
 Barton, Brian, 2009  
 Batista, Miguel, 2012  
 Battle, Howard, 1999  
 Bautista, Danny, 1996-1998  
 Beall, Bob, 1975, 78-79  
 Beachy, Brandon, 2010-13  
 Beard, Mike, 1974-77  
 Beato, Pedro, 2014  
 Beauchamp, Jim, 1967  
 Beckham, Gordon, 2016  
 Bedrosian, Steve, 1981-85, 93-95  
 Behenna, Rick, 1983  
 Belinda, Stan, 2000  
 Bell, Mike, 1990-91  
 Bell, Terry, 1987  
 Belliard, Rafael, 1991-98  
 Belloir, Rob, 1975-78  
 Benedict, Bruce, 1978-89  
 Bennett, Jeff, 2007-09  
 Berenguer, Juan, 1991-92

Bergman, Sean, 1999  
 Bernero, Adam, 2005  
 Berroa, Geronimo, 1989-90  
 Berryhill, Damon, 1991-93  
 Betemit, Wilson, 2001, 04-06  
 Bethancourt, Christian, 2013-15  
 Bielecki, Mike, 1991-92, '94, '96-97  
 Blair, Aaron, 2016  
 Blanco, Gregor, 2008-10  
 Blanco, Henry, 2002-03  
 Blankenship, Kevin, 1988  
 Blanks, Larvell, 1972-75, 80  
 Blasingame, Wade, 1966-67  
 Blauser, Jeff, 1987-97  
 Blocker, Terry, 1988-89  
 Boever, Joe, 1987-90  
 Boggs, Tommy, 1978-83  
 Bolling, Frank, 1966  
 Bong, Jung Keun, 2002-03  
 Bonifacio, Emilio, 2014, 2016  
 Bonilla, Bobby, 2000  
 Bonnell, Barry, 1977-79  
 Boone, Bret, 1999  
 Borbon, Pedro, 1992-1993, 95-97  
 Borowski, Joe, 1996-97  
 Boscan, J.C., 2010-12  
 Bourn, Michael, 2011-12, 2015  
 Bouton, Jim, 1978  
 Bowie, Micah, 1999  
 Boyer, Blaine, 2005-09  
 Boyer, Clete, 1967-71  
 Bradford, Larry, 1977, 79-81  
 Bradley, Jed, 2016  
 Bragg, Darren, 2002-03  
 Bream, Sid, 1991-93  
 Breazeale, Jim, 1969, 71-72  
 Brigham, Jake, 2015  
 Brignac, Reid, 2016  
 Britton, Jim, 1967-69  
 Brizzolara, Tony, 1979, 83-84  
 Brizzolara, Chris, 1997  
 Brogna, Rico, 2001  
 Brooks, Frank, 2005  
 Brower, Jim, 2005  
 Brown, Jarvis, 1994  
 Brown, Oscar, 1969-73  
 Bruce, Bob, 1967  
 Buchter, Ryan, 2014  
 Bueno, Francisley, 2008  
 Burawa, Danny, 2015  
 Burkett, John, 2000-01  
 Burroughs, Jeff, 1977-80  
 Butler, Adam, 1998  
 Butler, Brett, 1981-83  
 Byrd, Paul, 1997-98, 2004

## C [68]

Cabrera, Francisco, 1989-93  
 Cabrera, Jose, 2001  
 Cabrera, Mauricio, 2016  
 Cabrera, Melky, 2010  
 Cahill, Trevor, 2015  
 Callaspo, Alberto, 2015  
 Caminiti, Ken, 2001  
 Camp, Rick, 1976-78, 80-85  
 Campbell, Dave, 1977-78

Campillo, Jorge, 2008-09  
 Canizares, Barbaro, 2009  
 Capellan, Jose, 2004  
 Capra, Buzz, 1974-77  
 Caraballo, Ramon, 1993  
 Cardwell, Don, 1970  
 Carlyle, Buddy, 2007-09  
 Carroll, Clay, 1966-68  
 Carpenter, David, 2013-14  
 Carpenter, David, 2015  
 Carty, Rico, 1966-72  
 Cary, Chuck, 1987-88  
 Casanova, Paul, 1972-74  
 Castilla, Vinny, 1991-1992, 2002-03  
 Castillo, Tony, 1989-91  
 Castro, Daniel, 2015-16  
 Cather, Mike, 1997-1999  
 Causey, Wayne, 1968  
 Cepeda, Orlando, 1969-72  
 Cerone, Rick, 1985  
 Cervenka, Hunter, 2016  
 Chacin, Jhoulys, 2016  
 Chambliss, Chris, 1980-86  
 Chaney, Darrel, 1976-79  
 Charlton, Norm, 1998  
 Chavez, Jesse, 2010  
 Cheadle, Dave, 1973  
 Chen, Bruce, 1998-2000  
 Childers, Matt, 2005  
 Church, Ryan, 2009  
 Clancy, Jim, 1991  
 Clark, Glen, 1967  
 Clark, Terry, 1995  
 Clary, Marty, 1987, 89-90  
 Clevlen, Brent, 2010  
 Cline, Ty, 1966-67  
 Cloninger, Tony, 1966-68  
 Clontz, Brad, 1995-97  
 Closter, Alan, 1973  
 Ciriaco, Pedro, 2015  
 Coffman, Kevin, 1987-88  
 Colbrunn, Greg, 1997-98  
 Collins, Don, 1977  
 Collmenter, Josh, 2016  
 Colon, Roman, 2004-05  
 Colyer, Steve, 2007  
 Conrad, Brooks, 2009-11  
 Constanza, Jose, 2011-14  
 Cooper, Gary, 1980  
 Cormier, Lance, 2006-07  
 Cornely, John, 2015  
 Correll, Vic, 1974-77  
 Cortes, David, 1999  
 Cowley, Joe, 1982  
 Crowley, Terry, 1976  
 Cruz, Juan, 2004  
 Cunnane, Will, 2003-04  
 Cunniff, Brandon, 2015-16  
 Cunningham, Todd, 2015

## D [36]

d'Arnaud, Chase, 2016  
 Dal Canton, Bruce, 1975-76  
 Davey, Mike, 1977-78  
 Davidson, Ted, 1968  
 Davies, Kyle, 2005-07

Davis, Jody, 1988-90  
 Davis, Mark, 1992  
 Davis, Trench, 1987  
 Dawley, Joe, 2002-03  
 Dayley, Ken, 1982-84  
 Dedmon, Jeff, 1983-87  
 De La Cruz, Joel, 2016  
 de la Hoz, Mike, 1966-67  
 Delgado, Randall, 2011-12  
 Denson, Drew, 1989  
 DeRosa, Mark, 1998-2004  
 DeSalvo, Matt, 2008  
 Dessens, Elmer, 2008  
 Detwiler, Ross, 2015  
 Devereaux, Mike, 1995  
 Devine, Adrian, 1973-76, 78-79  
 Devine, Joey, 2005-07  
 Diaz, Carlos, 1982  
 Diaz, Matt, 2006-10, 2011-12  
 Didier, Bob, 1969-72  
 Dietz, Dick, 1973  
 Dobson, Pat, 1973  
 Dotel, Octavio, 2007  
 Doumit, Ryan, 2014  
 Downs, Scott, 2013  
 Doyle, Paul, 1969  
 Drew, J.D., 2004  
 Drew, Tim, 2004  
 Dunn, Mike, 2010  
 Durbin, Chad, 2012  
 Dye, Jermaine, 1996

## E [14]

Easterly, Jamie, 1974-79  
 Eave, Gary, 1988-89  
 Ebert, Derrin, 1999  
 Eden, Mike, 1976  
 Edmondson, Brian, 1998  
 Eichelberger, Juan, 1988  
 Eichhorn, Mark, 1989  
 Embree, Alan, 1997-98  
 Ennis, John, 2002  
 Esasky, Nick, 1990  
 Escobar, Yunel, 2007-10  
 Estrada, Johnny, 2003-05  
 Evans, Darrell, 1969-76, 1989  
 Eveland, Dana, 2015

## F [28]

Fabregas, Jorge, 1999  
 Falcone, Pete, 1983-84  
 Farnsworth, Kyle, 2005  
 Fick, Robert, 2003  
 Fischer, Hank, 1966  
 Fischlin, Mike, 1987  
 Flowers, Tyler, 2016  
 Floyd, Gavin, 2014  
 Foltyniewicz, Mike, 2015-16  
 Ford, Wenty, 1973  
 Forster, Terry, 1983-85  
 Foster, John, 2002, 05  
 Foster, Leo, 1971, 1973-74  
 Fox, Chad, 1997  
 Francisco, Juan, 2012  
 Franco, Julio, 2001-05, 2007  
 Franco, Matt, 2002-03  
 Francoeur, Jeff, 2005-09, 2016  
 Francona, Tito, 1967-69  
 Franklin, Wayne, 2006  
 Frasor, Jason, 2015

Freeman, Freddie, 2010-16  
 Freeman, Jimmy, 1972-73  
 Freeman, Marvin, 1990-93  
 Frias, Pepe, 1979  
 Frisella, Danny, 1973-74  
 Fuller, John, 1974  
 Furcal, Rafael, 2000-05

## G [47]

Galarraga, Andres, 1998-2000  
 Gallagher, Dave, 1994  
 Gant, John, 2016  
 Gant, Ron, 1987-1993  
 Garber, Gene, 1978-87  
 Garcia, Adonis, 2015-16  
 Garcia, Damaso, 1988  
 Garcia, Freddy Adrian, 1999  
 Garcia, Freddy Antonio, 2013  
 Garcia, Jesse, 2001-04  
 Garr, Ralph, 1968-75  
 Garrett, Adrian, 1966  
 Garrido, Gil, 1968-72  
 Gaston, Cito, 1967, 75-78  
 Gatewood, Aubrey, 1970  
 Gattis, Evan, 2013-14  
 Gearrin, Cory, 2011-12  
 Geiger, Gary, 1966-67  
 Gentry, Gary, 1973-75  
 Gilbreath, Rod, 1972-78  
 Giles, Marcus, 2001-06  
 Gilkey, Bernard, 2001  
 Giovanola, Ed, 1995-97  
 Glaus, Troy, 2010  
 Glavine, Tom, 1987-2002, 2008  
 Goggin, Chuck, 1973  
 Gomes, Jonny, 2015  
 Gomez, Luis, 1980-81  
 Gonzalez, Alex, 2010-11  
 Gonzalez, Mike, 2007-09  
 Gonzalez, Tony, 1969-70  
 Goodson, Ed, 1975  
 Gorecki, Reid, 2009  
 Gosselin, Phil, 2014-15  
 Gotay, Ruben, 2008  
 Graffanino, Tony, 1996-1998  
 Grant, Mark, 1990  
 Green, Nick, 2004  
 Greene, Tommy, 1989-90  
 Greisinger, Seth, 2005  
 Gregg, Tommy, 1988-92, 97  
 Griffey, Ken, 1986-88  
 Grilli, Jason, 2015-16  
 Grissom, Marquis, 1995-96  
 Gryboski, Kevin, 2002-05  
 Guillen, Ozzie, 1998-99  
 Guinn, Skip, 1968

## H [57]

Hale, David, 2013-14  
 Hall, Albert, 1981-88  
 Hall, Jimmie, 1970  
 Hammond, Chris, 2002  
 Hampton, Mike, 2003-05, 2008  
 Hanna, Preston, 1975-82  
 Hanson, Tommy, 2009-12  
 Harang, Aaron, 2014  
 Hardin, Jim, 1972  
 Hargan, Steve, 1977  
 Harper, Terry, 1980-86  
 Harrell, Lucas, 2016

Harris, Willie, 2007  
 Harrison, Roric, 1973-75  
 Hartgraves, Dean, 1996  
 Hausman, Tom, 1982  
 Heath, Mike, 1991  
 Heep, Danny, 1991  
 Helms, Wes, 1998, 2000-02  
 Henderson, Ken, 1976  
 Henry, Dwayne, 1989-90  
 Herbel, Ron, 1971  
 Hermoso, Angel, 1967  
 Hernandez, Diory, 2009-11  
 Hernandez, Jose, 1999  
 Hernandez, Ramon, 1967  
 Hernandez, Roberto, 2003  
 Hernandez, Roberto, 2016  
 Herrnstein, John, 1966  
 Hesketh, Joe, 1990  
 Hessman, Mike, 2003-04  
 Heyward, Jason, 2010-14  
 Hicks, Brandon, 2010-11  
 Hill, Garry, 1969  
 Hill, Milt, 1994  
 Hinske, Eric, 2010-12  
 Hippauf, Herb, 1966  
 Hodges, Trey, 2002-04  
 Hoerner, Joe, 1972-73  
 Holbert, Ray, 1998  
 Hollandsworth, Todd, 2005  
 Hollins, Damon, 1998, 2004  
 Holmes, Darren, 2002-03  
 Horner, Bob, 1978-86  
 House, Tom, 1971-75  
 Houston, Tyler, 1996  
 Howard, Larry, 1973  
 Howell, Jay, 1993  
 Hrabosky, Al, 1980-82  
 Hrinak, Walt, 1968-69  
 Hubbard, Glenn, 1978-87  
 Hubbard, Mike, 2000  
 Hubbard, Trenidad, 2000  
 Hudek, John, 1999  
 Hudson, Tim, 2005-13  
 Hunter, Brian, 1991-93, 1999-2000  
 Hursh, Jason, 2016

## I [3]

Inciarte, Ender, 2016  
 Infante, Alexis, 1990  
 Infante, Omar, 2008-10

## J [34]

Jackson, Edwin, 2015  
 Jackson, Sonny, 1968-74  
 Jacoby, Brook, 1981, 83  
 Jaime, Juan, 2014-15  
 James, Chuck, 2005-08  
 James, Dion, 1987-89  
 Janish, Paul, 2012  
 Jarvis, Pat, 1966-72  
 Jaster, Larry, 1970, 72  
 Jay, Joey, 1966  
 Jenkins, Tyrell, 2016  
 Jimenez, German, 1988  
 Johnson, Bob D., 1977  
 Johnson, Bob W., 1968  
 Johnson, Chris, 2013-15  
 Johnson, Davey, 1973-75  
 Johnson, Deron, 1968  
 Johnson, Elliot, 2013

Johnson, Jim, 2015-16  
 Johnson, Joe, 1985-86  
 Johnson, Kelly, 2005, 2007-09, 2015-16  
 Johnson, Ken, 1966-69  
 Johnson, Randy, 1982-84  
 Johnson, Reed, 2012-13  
 Jones, Andruw, 1996-2007  
 Jones, Brandon, 2007-09  
 Jones, Chipper, 1993, 1995-2012  
 Jones, Mack, 1966-67  
 Jordan, Brian, 1999-2001, 05-06  
 Jorgensen, Mike, 1983-84  
 Joyner, Wally, 2000  
 Julio, Jorge, 2008  
 Jurrjens, Jair, 2008-11  
 Justice, David, 1989-96

## K [29]

Kamieniecki, Scott, 2000  
 Karsay, Steve, 2001  
 Kawakami, Kenshin, 2009-10  
 Kelley, Dick, 1966-68  
 Kelley, Tom, 1971-73  
 Kelly, Casey, 2016  
 Kelly, Mike, 1994-95  
 Kelly, Roberto, 1994  
 Kelly, Ryan, 2015  
 Kemp, Matt, 2016  
 Kerfeld, Charley, 1990  
 Kester, Rick, 1968-70  
 Keough, Marty, 1966  
 Kimbrel, Craig, 2010-14  
 King, Hal, 1970-71  
 King, Ray, 2003  
 Klesko, Ryan, 1992-99  
 Kline, Ron, 1970  
 Kline, Steve, 1977  
 Kohn, Michael, 2015  
 Kolb, Dan, 2005  
 Kommink, Brad, 1983-86  
 Kopacz, George, 1966  
 Kotchman, Casey, 2008-09  
 Kotsay, Mark, 2008  
 Kowitz, Brian, 1995  
 Krause, Lew, 1974  
 Kremers, Jim, 1990  
 Krol, Ian, 2016

## L [37]

Lacorte, Frank, 1975-79  
 Lacy, Lee, 1976  
 Laird, Gerald, 2013-14  
 Lalli, Blake, 2016  
 Langerhans, Ryan, 2002, 2005-07  
 LaRoche, Adam, 2004-06, 2009  
 La Russa, Tony, 1971  
 La Stella, Tommy, 2014  
 Lau, Charlie, 1967  
 Lavarnway, Ryan, 2015  
 Ledezma, Wil, 2007  
 Lee, Derrek, 2010  
 Leibrandt, Charlie, 1990-92  
 Lemaster, Denny, 1966-67  
 Lemke, Mark, 1988-97  
 Leon, Max, 1973-78  
 Lerew, Anthony, 2005-07  
 LeRoy, John, 1997  
 Lichtenberg, Kerry, 1997-2002  
 Lillibridge, Brent, 2008  
 Lilliquist, Derek, 1989-90

Linares, Rufino, 1981-82, 84  
 Linebrink, Scott, 2011  
 Lockhart, Keith, 1997-2002  
 Loe, Kameron, 2013  
 Lofton, Kenny, 1997  
 Logan, Boone, 2009  
 Lombard, George, 1998-2001  
 Lomon, Kevin, 1996  
 Lopez, Albie, 2002  
 Lopez, Javy, 1992-2003  
 Lowe, Derek, 2009-11  
 Luecken, Rick, 1990  
 Lugo, Julio, 2011  
 Lum, Mike, 1967-75, 79-81  
 Lunar, Fernando, 2000  
 Lyons, Steve, 1992

## M [84]

Macha, Mike, 1979  
 Maddox, Jerry, 1978  
 Maddux, Greg, 1993-2003  
 Mahay, Ron, 2007  
 Mahler, Mickey, 1977-79  
 Mahler, Rick, 1979-88, 91  
 Maholm, Paul, 2012-13  
 Malloy, Marty, 1998  
 Mann, Kelly, 1989-90  
 Marak, Paul, 1990  
 Marimon, Sugar Ray, 2015  
 Markakis, Nick, 2015-16  
 Marksberry, Matt, 2015-16  
 Marquis, Jason, 2000-2003  
 Marrero, Eli, 2004  
 Marshall, Mike, 1976-77  
 Marte, Andy, 2005  
 Martin, Tom, 2004-05  
 Martinez, Cristhian, 2010-13  
 Martinez, Dave, 2001  
 Martinez, Dennis, 1998  
 Martinez, Marty, 1967-68  
 Martinez, Pablo, 1996  
 Masset, Nick, 2015  
 Mather, Joe, 2011  
 Mathews, Eddie, 1966  
 Matos, Pascual, 1999  
 Matthews, Gary, 1977-80  
 Matula, Rick, 1979-81  
 Maxie, Larry, 1969  
 May, Darrell, 1995  
 May, Dave, 1975-76  
 Maybin, Cameron, 2015  
 McBride, Macay, 2005-07  
 McCann, Brian, 2005-13  
 McConnell, Sam, 2004  
 McDowell, Oddibe, 1989-90  
 McGlinchy, Kevin, 1999-01  
 McGriff, Fred, 1993-97  
 McKirahan, Andrew, 2015  
 McLain, Denny, 1972  
 McLaughlin, Joey, 1977, 79  
 McLaughlin, Bo, 1979  
 McLouth, Nate, 2009-11  
 McMichael, Greg, 1993-96, 2000  
 McMurtry, Craig, 1983-86  
 McQueen, Mike, 1969-72  
 McWilliams, Larry, 1978-82, 87  
 Medlen, Kris, 2009-13  
 Menke, Denis, 1966-67  
 Mercker, Kent, 1989-95, 2003  
 Messersmith, Andy, 1976-77  
 Meyer, Dan, 2004

Millan, Felix, 1966-72  
 Miller, Corky, 2007-08  
 Miller, Ed, 1978-81  
 Miller, Norm, 1973-74  
 Miller, Shelby, 2015  
 Miller, Stu, 1968  
 Millwood, Kevin, 1997-2002  
 Minor, Mike, 2010-14  
 Mitchell, Keith, 1991  
 Mizerock, John, 1989  
 Molina, Gabe, 2000  
 Mondesi, Raul, 2005  
 Montanez, Willie, 1976-77  
 Montefusco, John, 1981  
 Moore, Alvin, 1976-77  
 Moore, Donnie, 1982-84  
 Moore, Trey, 2001  
 Mordecai, Mike, 1994-97  
 Moreno, Omar, 1986  
 Moret, Roger, 1976  
 Morrison, Jim, 1988  
 Morton, Carl, 1973-76  
 Morton, Charlie, 2008  
 Moss, Damian, 2001-02  
 Motley, Darryl, 1986-87  
 Moylan, Peter, 2006-12, 2015  
 Mulholland, Terry, 1999-2000  
 Murphy, Dale, 1976-90  
 Murray, Matt, 1995  
 Murrell, Ivan, 1974  
 Myers, Greg, 1997, 99

## N [19]

Nahorodny, Bill, 1980-81  
 Nash, Jim, 1970-72  
 Navarro, Julio, 1970  
 Neagle, Denny, 1996-98  
 Neibauer, Gary, 1969-73  
 Nelson, Joe, 2001  
 Nettles, Graig, 1987  
 Nichols, Rod, 1995  
 Nicholson, Dave, 1967  
 Nied, David, 1992  
 Niekro, Joe, 1973-74  
 Niekro, Phil, 1966-83, 1987  
 Nieves, Melvin, 1992-93  
 Nitkowski, C.J., 2004  
 Nixon, Otis, 1991-93, 1999  
 Nolan, Joe, 1975, 1977-80  
 Norris, Bud, 2016  
 Norton, Greg, 2008-09  
 Nunez, Vladimir, 2008-09

## O [21]

Oates, Johnny, 1973-75  
 Oberkfell, Ken, 1984-88  
 O'Brien, Charlie, 1994-95  
 O'Dell, Billy, 1966  
 O'Flaherty, Eric, 2009-13, 2016  
 O'Neal, Randy, 1987  
 Odom, John, 1975  
 Office, Rowland, 1972, 1974-79  
 Ogando, Alexi, 2016  
 Ohman, Will, 2008  
 Oliva, Jose, 1994-95  
 Oliver, Gene, 1966-67  
 Olivera, Hector, 2015-16  
 Olivo, Chi Chi, 1966  
 Olson, Greg, 1990-93  
 Olson, Greg, 1994

Olwine, Ed, 1986-88  
 Orr, Pete, 2005-07  
 Ortiz, Russ, 2003-04  
 Overbay, Lyle, 2012  
 Owen, Larry, 1981-83, 1985

## P (42)

Paciorek, Tom, 1976-78  
 Page, Mike, 1968  
 Palmer, David, 1986-87  
 Panther, Jim, 1973  
 Pappas, Milt, 1968-70  
 Paronto, Chad, 2006-07  
 Parr, James, 2008-09  
 Parrett, Jeff, 1990-91  
 Pastornicky, Tyler, 2012-14  
 Payne, Mike, 1984  
 Pecota, Bill, 1993-94  
 Pena, Alejandro, 1991-92, 95  
 Pena, Brayan, 2005-08  
 Pena, Ramiro, 2013-14  
 Pena, Tony Jr., 2006  
 Pendleton, Terry, 1991-94, 1996  
 Pepitone, Joe, 1973  
 Perez, Eddie, 1995-2001, 04-05  
 Perez, Eury, 2015  
 Perez, Marty, 1971-76  
 Perez, Odalis, 1998-2001  
 Perez, Pascual, 1982-85  
 Perez, Williams, 2015-16  
 Perry, Gaylord, 1981  
 Perry, Gerald, 1983-89  
 Perry, Jason, 2008  
 Peterson, Jace, 2015-16  
 Petry, Dan, 1991  
 Pierce, Jack, 1973-74  
 Pierzynski, A.J., 2015-16  
 Pocoroba, Biff, 1975-84  
 Polonia, Luis, 1995-96  
 Porter, Bob, 1981-82  
 Powell, Jay, 2005  
 Prado, Martin, 2006-12  
 Pratt, Andy, 2002  
 Pratt, Todd, 2006  
 Presley, Jim, 1990  
 Priddy, Bob, 1969-71  
 Pride, Curtis, 1998  
 Proctor, Scott, 2010-11  
 Puleo, Charlie, 1986-89

## R (43)

Rabb, Johnny, 1985  
 Rakow, Ed, 1967  
 Ramirez, Horacio, 2003-06  
 Ramirez, Jose, 2016  
 Ramirez, Rafael, 1980-87  
 Ray, Ken, 2006  
 Raymond, Claude, 1967-69  
 Reardon, Jeff, 1992  
 Recker, Anthony, 2016  
 Redman, Mark, 2007  
 Reed, Ron, 1966-75  
 Reed, Steve, 2001  
 Reitsma, Chris, 2004-06  
 Remlinger, Mike, 1999-2002, 06  
 Renteria, Edgar, 2006-07  
 Resop, Chris, 2008, 2010  
 Reyes, Jo-Jo, 2007-10  
 Reynolds, Shane, 2003  
 Reynoso, Armando, 1991-92

Richards, Rusty, 1989-90  
 Richardson, Antoan, 2011  
 Ridgway, Jeff, 2008  
 Ring, Royce, 2007-08  
 Ritchie, Jay, 1966-67  
 Rivera, Ben, 1992  
 Rivera, Luis, 2000  
 Robinson, Bill, 1966  
 Robinson, Craig, 1974-77  
 Rocker, John, 1998-2001  
 Rockett, Pat, 1976-78  
 Roe, Chaz, 2016  
 Roenicke, Gary, 1987-88  
 Romero, Ed, 1989  
 Rosario, Victor, 1990  
 Ross, David, 2009-12  
 Rossy, Rico, 1991  
 Royster, Jerry, 1976-84, 1988  
 Ruiz, Chico, 1978, 1980  
 Ruiz, Rio, 2016  
 Runge, Paul, 1981-88  
 Russell, James, 2014  
 Russell, John, 1989  
 Ruthven, Dick, 1976-78

## S (73)

Sadecki, Ray, 1975  
 Sadowski, Ed, 1966  
 Saito, Takashi, 2010  
 Saltalamacchia, Jarrod, 2007  
 Sammons, Clint, 2007-09  
 Sample, Billy, 1986  
 Sanchez, Rey, 2001  
 Sanders, Deion, 1991-94  
 Sanders, Reggie, 2000  
 Santana, Ervin, 2014  
 Santorini, Al, 1968  
 Schafer, Jordan, 2009, '11, '13-14  
 Schlosser, Gus, 2014  
 Schmidt, Jason, 1995-96  
 Schneider, Dan, 1966  
 Schueler, Ron, 1972-73  
 Schuler, David, 1985  
 Schutz, Carl, 1996  
 Schwall, Don, 1966-67  
 Seanez, Rudy, 1998-2001  
 Seelbach, Chris, 2000-01  
 Sharperson, Mike, 1995  
 Sheets, Ben, 2012  
 Sheffield, Gary, 2002-03  
 Sherrill, George, 2011  
 Shields, Steve, 1985-86  
 Shiell, Jason, 2006  
 Shreve, Chasen, 2014  
 Simmons, Andrelton, 2012-15  
 Simmons, Shae, 2014, 2016  
 Simmons, Ted, 1986-88  
 Simon, Randall, 1997-99  
 Sinatra, Matt, 1981-84  
 Sisco, Steve, 2000  
 Sisk, Doug, 1990-91  
 Skok, Craig, 1978-79  
 Slusarski, Joe, 2001  
 Small, Aaron, 2002  
 Small, Hank, 1978  
 Smith, Dwight, 1995-96  
 Smith, Ken, 1981-83  
 Smith, Lonnie, 1988-92  
 Smith, Pete, 1987-93  
 Smith, Mallex, 2016  
 Smith, Travis, 2004, 06

Smith, Zane, 1984-89  
 Smoltz, John, 1988-1999, 2001-08  
 Snyder, Brandon, 2016  
 Sobkowiak, Scott, 2001  
 Solomon, Eddie, 1977-79  
 Soriano, Rafael, 2007-09  
 Sosa, Elias, 1975-76  
 Sosa, Jorge, 2005-06  
 Speck, Cliff, 1986  
 Spehr, Tim, 1997  
 Speier, Justin, 1999  
 Spikes, Charlie, 1979-80  
 Spooneybarger, Tim, 2001-02  
 Springer, Russ, 1998-99  
 St. Claire, Randy, 1991-92  
 Staehle, Marvin, 1971  
 Stanton, Mike, 1989-95  
 Stevens, Dave, 2000  
 Stockman, Phil, 2006, 2008  
 Stone, George, 1967-72  
 Stubbs, Drew, 2016  
 Stull, Everett, 1999  
 Stults, Eric, 2015  
 Surhoff, B.J., 2000-02  
 Sutter, Bruce, 1985-88  
 Swann, Pedro, 2000  
 Swanson, Dansby, 2016  
 Swisher, Nick, 2015

## T (24)

Tarasco, Tony, 1993-94  
 Tavaraz, Julian, 2008  
 Teheran, Julio, 2011-16  
 Teixeira, Mark, 2007-08  
 Tepedino, Frank, 1973-75  
 Terdoslavich, Joey, 2013-15  
 Theiss, Duane, 1977-78  
 Thobe, Tom, 1995-96  
 Thomas, Andres, 1985-90  
 Thomas, Charles, 2004  
 Thomas, Ian, 2015  
 Thomas, Lee, 1966  
 Thomson, John, 2004-06  
 Thompson, Mike, 1974-75  
 Thompson, Milt, 1984-85  
 Thorman, Scott, 2006-07  
 Tillman, Bob, 1968-70  
 Torre, Joe, 1966-68  
 Torrealba, Pablo, 1975-76  
 Torrealba, Steve, 2001-02  
 Treadway, Jeff, 1989-92  
 Trevino, Alex, 1984  
 Tucker, Michael, 1997-98  
 Tuiasosopo, Matt, 2016

## U (8)

Uecker, Bob, 1967  
 Uggl, Dan, 2011-13  
 Umbach, Arnie, 1966  
 Unroe, Tim, 2000  
 Upshaw, Cecil, 1966-73  
 Upton, B.J., 2013-14  
 Upton, Justin, 2013-14  
 Uribe, Juan, 2015

## V (18)

Valdes, Marc, 2001  
 Valdespino, Sandy, 1968

Valdez, Sergio, 1989-90  
 Varney, Pete, 1976  
 Varvaro, Anthony, 2011-14  
 Vasquez, Jorge, 2005  
 Vazquez, Javier, 2009  
 Vatcher, Jim, 1990  
 Vaughan, Charlie, 1966, 69  
 Veal, Donnie, 2015  
 Velazquez, Freddie, 1973  
 Venter, Jonny, 2010-12  
 Veras, Quilvio, 2000-01  
 Versailles, Zoilo, 1971  
 Villarreal, Oscar, 2006-07  
 Villegas, Ismael, 2000  
 Virgil, Ozzie, 1986-88  
 Vizcaino, Arodys, 2011, 2015-16

## W [39]

Wade, Terrell, 1995-97  
 Wagner, Billy, 2010  
 Walden, Jordan, 2013-14  
 Walk, Bob, 1981-83  
 Walton, Jerome, 1996  
 Ward, Daryle, 2006

Ward, Duane, 1986  
 Washington, Claudell, 1981-86  
 Watson, Bob, 1982-84  
 Weber, Ryan, 2015-16  
 Weiss, Walt, 1998-2000  
 Wengert, Don, 2000  
 Wessinger, Jim, 1979  
 Wetherby, Jeff, 1989  
 Whalen, Rob, 2016  
 Whisenton, Larry, 1977-79, 81-82  
 Whitt, Ernie, 1990  
 Wickman, Bob, 2006-07  
 Wilhelm, Hoyt, 1969-71  
 Willard, Jerry, 1991-92  
 Williams, Earl, 1970-72, 75-76  
 Williams, Gerald, 1998-99  
 Wilson, Craig, 2007  
 Wilson, Jack, 2011  
 Winkler, Dan, 2015-16  
 Wise, Dewayne, 2004  
 Wisler, Matt, 2015-16  
 Whited, Ed, 1989  
 Whiten, Mark, 1996  
 Whiteside, Matt, 2001  
 Winkelsas, Joe, 1999

Withrow, Chris, 2016  
 Wohlers, Mark, 1991-99  
 Wood, Alex, 2013-14  
 Woodall, Brad, 1994-96  
 Woodward, Chris, 2007  
 Woodward, Woody, 1966-68  
 Wright, Jaret, 2003-04  
 Wynn, Jim, 1976

## Y [4]

Yates, Tyler, 2006-07  
 Young, Matt, 2011  
 Young, Jr., Eric, 2015  
 Younginer, Madison, 2016

## Z [2]

Ziem, Steve, 1987  
 Zuvella, Paul, 1982-85

# ATLANTA BRAVES COACHES ROSTER (1966-2016)

Aaron, Tommie, 1979-84  
 Adair, Billy, 1967  
 Appling, Luke, 1981, 84  
 Bartirome, Tony, 1986-88  
 Baylor, Don, 1999  
 Beauchamp, Jim, 1991-98  
 Benson, Vern, 1976-77  
 Boyer, Cloyd, 1978-81  
 Burdette, Lew, 1972-73  
 Burgess, Tom, 1978  
 Busby, Jim, 1968-75  
 Cadahia, Chino, 2007-10  
 Cannizzaro, Chris, 1976-78  
 Corrales, Pat, 1990-2006  
 Dal Canton, Bruce, 1987-90  
 Dews, Bobby, 1979-81, 85,  
 1997-2006  
 Dorish, Harry, 1968-71  
 Fletcher, Scott, 2012-14  
 Gibson, Bob, 1982-84  
 Gonzalez, Fredi, 2003-06  
 Goodman, Billy, 1968-70  
 Grammas, Alex, 1979

Haas, Eddie, 1974-77, 84  
 Hartsfield, Roy, 1973  
 Hitchcock, Billy, 1966-67  
 Hubbard, Glenn, 1999-2010  
 Jackson, Sonny, 1982-83  
 Jones, Clarence, 1985, 89-98  
 Kennedy, Bob, 1967  
 Majtyka, Roy, 1988-90  
 Mathews, Eddie, 1971-72  
 Maxvill, Dal, 1982-84  
 Mazzone, Leo, 1985, 1990-2005  
 McDowell, Roger, 2006-16  
 Monchak, Al, 1986-88  
 Morales, Rich, 1987  
 Nixon, Russ, 1986-87  
 Paige, Satchel, 1968  
 Parrish, Larry, 2011  
**Pendleton, Terry, 2002-16**  
**Perez, Eddie, 2007-16**  
 Pignatano, Joe, 1982-84  
 Porter, Bo, 2015-16  
**Reed, Marty, 2016**  
 Resinger, Grover, 1966

Rettenmund, Merv, 2000-2001  
 Ryan, Connie, 1971, 73-74  
 Sain, Johnny, 1977, 85-86  
**Seitzer, Kevin, 2015-16**  
 Silvestri, Ken, 1966-75  
 Skinner, Bob, 1986-88  
 Snitker, Brian, 1985, 88-90, 2007-13  
 Stargell, Willie, 1986-88  
 Starrette, Herm, 1974-76  
 Sullivan, John, 1980-81  
 Tosca, Carlos, 2011-16  
 Walker, Greg, 2012-14  
 Walker, Rube, 1982-84  
 Ward, Pete, 1978  
 White, Jo Jo, 1966  
 Williams, Jimmy, 1990-1996  
 Wine, Bobby, 1985, 88-90  
 Wyatt, Whitlow, 1966-67  
 Yost, Ned, 1991-2002



# BOSTON/MILWAUKEE BRAVES ROSTER (1900-65)

Following is a list of players who appeared in at least one official Boston Braves/Milwaukee Braves game from 1900 to 1965.

## A

Aaron, Hank, 1954-65  
Aaron, Tommie, 1962-65  
Abbatichchio, Ed, 1903-05, 1910  
Adcock, Joe, 1953-62  
Addis, Bob, 1950-51  
Aderholt, Morrie, 1945  
Akers, Bill, 1932  
Allen, Frank, 1916-17  
Alomar, Sandy, 1964-65  
Alou, Felipe, 1964-65  
Anderson, William, 1925  
Andrews, Nathan, 1943-45  
Andrews, Stanley, 1939-40  
Antonelli, John, 1948-50, 53, 61  
Asmussen, Tom, 1907  
Aspromonte, Ken, 1962  
Atwell, Toby, 1956  
Aubrey, Harry, 1903  
Autry, Chick, 1909  
Averill, Earl, 1941  
Avila, Bobby, 1959

## B

Babich, John, 1936  
Bagwell, William, 1923  
Bailey, Gene, 1919-20  
Bailey, Fred, 1916-18  
Bailey, Edgar, 1964  
Bailey, Harvey, 1900  
Balas, Mike, 1938  
Ball, James, 1907-08  
Bancroft, David, 1924-27  
Barbare, Walter, 1921-22  
Barberich, Frank, 1907  
Barclay, George, 1904-05  
Barkley, Red, 1939  
Barnes, Jesse, 1915-17, 23-25  
Barnes, Virgil, 1928  
Barnicle, George, 1939-41  
Barrett, Red, 1943-45, 47-49  
Barrett, Frank, 1946  
Barrett, John, 1946  
Barrett, Dick, 1934  
Barron, Red, 1929  
Barry, Shad, 1900-01  
Bass, Doc, 1918  
Batchelder, Joe, 1923-25  
Bates, John, 1906-09  
Beauchamp, James, 1965  
Beaumont, Ginger, 1907-09  
Beazley, John, 1947-49  
Beck, Fred, 1909-10  
Becker, Beals, 1908-09  
Bedell, Howard, 1962  
Bell, Gus, 1962-64  
Bell, Lester, 1928-29  
Benge, Ray, 1936  
Benton, Lawrence, 1923-27, 35  
Berger, Wally, 1930-37  
Berres, Ray, 1940-41

Betts, Huck, 1932-35  
Bickford, Vernon, 1948-53  
Blackaby, Ethan, 1962, 64  
Blackburne, Russell, 1919  
Blackburn, Earl, 1915-16  
Blanchard, John, 1965  
Blanche, Al, 1935-36  
Blasingame, Wade, 1963-65  
Boeckel, Tony, 1919-23  
Boggs, Ray, 1928  
Bolling, Frank, 1961-65  
Bonner, Frank, 1903  
Bool, Albert, 1931  
Boone, Ray, 1959-60  
Boultes, Jake, 1907-09  
Bowerman, Frank, 1908-09  
Boyd, Robert, 1961  
Boyle, Buzz, 1929-30  
Brady, James, 1912  
Brady, Robert, 1946-47  
Brady, King, 1912  
Brain, David, 1906-07  
Brandt, Ed, 1928-35  
Braun, John, 1964  
Braxton, Garland, 1921-22  
Bray, Buster, 1941  
Bridwell, Albert, 1906-07, 11-12  
Broskie, Siggy, 1940  
Brown, Buster, 1909-13  
Brown, Drummond, 1913  
Brown, Edward, 1926-28  
Brown, Fred, 1901-02  
Brown, Robert, 1930-36  
Brown, Samuel, 1906-07  
Browne, George, 1908  
Brubaker, Wilbur, 1943  
Brunet, George, 1960-61  
Brush, Robert, 1907  
Bruton, William, 1953-60  
Bues, Arthur, 1913  
Buhl, Robert, 1953-62  
Burdette, Lew, 1951-63  
Burke, Frank, 1907  
Burke, William, 1910-11  
Burns, Joe, 1943  
Burris, Paul, 1948, 50, 52-53  
Burrus, Dick, 1925-28  
Bush, Guy, 1936-37  
Butler, Arthur, 1911  
Butler, Cecil, 1962, 64

## C

Calderone, Samuel, 1954  
Calhoun, William, 1913  
Callahan, Joe, 1939-40  
Camelli, Hank, 1947  
Cameron, John, 1906  
Campbell, Vin, 1912  
Canavan, Hugh, 1918  
Cannell, Rip, 1904-05  
Cantwell, Ben, 1928-36  
Capri, Pat, 1944  
Cardoni, Ben, 1943-45

Carnett, Edwin, 1941  
Carney, Pat, 1901-04  
Carroll, Clay, 1964-65  
Carroll, Dixie, 1919  
Carty, Rico, 1963-65  
Cather, Teddy, 1914-15  
Causey, Red, 1919  
Chadbourne, Chester, 1918  
Chambers, Rome, 1900  
Chaplin, Tiny, 1936  
Chappell, Larry, 1916-17  
Chappelle, William, 1908-09  
Chatham, Buster, 1930-31  
Cheney, Laurance, 1919  
Chipman, Rob, 1950-52  
Chrisley, Neil, 1961  
Christenbury, Lloyd, 1919-22  
Cimoli, Gino, 1961  
Clark, Earl, 1927-33  
Clarke, Joshua, 1911  
Clarke, Boileyard, 1900  
Clarkson, Buzz, 1952  
Clarkson, William, 1928-29  
Clemens, Clem, 1939, 44  
Clements, John, 1900  
Cline, Ty, 1963-65  
Cloninger, Tony, 1961-65  
Clymer, Otis, 1913  
Cocreham, Gene, 1913-15  
Coffey, Jack, 1909  
Coffman, Dick, 1940  
Cole, David, 1950-53  
Cole, Dick, 1957  
Collins, Cyril, 1913-14  
Collins, Zip, 1915-17  
Collins, James, 1900  
Collins, William, 1910-11  
Compton, Pete, 1915-16  
Conatser, Clinton, 1948-49  
Conley, Gene, 1952, 54-58  
Conlon, Arthur, 1923  
Connaughton, Frank, 1906  
Connolly, Joe, 1913-16  
Connor, Joe, 1900  
Constable, James, 1962  
Conway, Rip, 1918  
Cooley, Duff, 1901-04  
Cooney, James, 1928  
Cooney, John, 1921-30, 38-42  
Cooney, William, 1909-10  
Cooper, Morton, 1945-47  
Cooper, Walker, 1950-53  
Coscarat, Joe, 1935-36  
Cottier, Charles, 1959-60  
Cottrell, Ensign, 1914  
Courtney, Ernie, 1902  
Cousineau, Dee, 1923-25  
Covington, Sam, 1917-18  
Covington, Wes, 1956-61  
Cowan, Billy, 1965  
Cozart, Charles, 1945  
Crandall, Delmar, 1949-63  
Crandall, Doc, 1918  
Creedon, Connie, 1943

Crolius, Fred, 1901  
 Crone, Ray, 1954-57  
 Cronin, William, 1928-31  
 Crowe, George, 1952-55  
 Cruise, Walton, 1919-24  
 Crum, Calvin, 1917-18  
 Crutcher, Rich, 1914-15  
 Cuccinello, Anthony, 1936-40, 42-43  
 Culler, Richard, 1944-47  
 Cummings, Jack, 1929  
 Cunningham, Bruce, 1929-32  
 Cunningham, William, 1924  
 Cuppy, George, 1900  
 Curran, Sam, 1902  
 Curtis, Clifton, 1909-11  
 Curtis, Jack, 1962  
 Cusick, Jack, 1952

## D

Dagenhard, John, 1943  
 Dahlen, William, 1908-09  
 Dam, Bill, 1909  
 Daniels, Jack, 1952  
 Dark, Alvin, 1946, 48-49, 60  
 Davis, George, 1913-15  
 Deal, Charles, 1913-14  
 Delahanty, James, 1904-05  
 De La Hoz, Miguel, 1964-65  
 Delaney, Arthur, 1928-29  
 Demaree, Al, 1919  
 Demaree, Frank, 1941-42  
 De Merit, John, 1957-59, 61  
 De Montreville, Gene, 1901-02  
 Dessau, Rube, 1907  
 Detwiller, Ducky, 1942, 46  
 Devlin, Arthur, 1912-13  
 De Vogt, Rex, 1913  
 Devore, Joshua, 1914  
 Dexter, Charles, 1902-03  
 Dickson, Walter, 1912-13  
 Diehl, Ernest, 1906, 09  
 Diehl, George, 1942-43  
 Dillard, Don, 1963, 65  
 DiMaggio, Vince, 1937-38  
 Dinneen, William, 1900-01  
 Dittmer, Jack, 1952-56  
 Dolan, Cozy, 1905-06  
 Doll, Arthur, 1936, 38  
 Donlin, Mike, 1911  
 Donnelly, Ed, 1911-12  
 Donnelly, Blix, 1951  
 Donovan, Dick, 1950-52  
 Donovan, Bill, 1942-43  
 Dorner, Gus, 1906-09  
 Drabowsky, Moe, 1961  
 Dressen, William, 1931  
 Dresser, Robert, 1902  
 Drews, Frank, 1944-45  
 Dudra, John, 1941  
 Duffy, Hugh, 1900  
 Dugey, Oscar, 1913-14, 20  
 Dunlap, William, 1929-30

## E

Earley, Tom, 1938-42, 45  
 Eason, Malcolm, 1902  
 Eays, Edwin, 1920-21

Eckhardt, Ox, 1932  
 Edelman, John, 1955  
 Edwards, Foster, 1925-28  
 Egan, Dick, 1915-16  
 Eilers, David, 1964-65  
 Elliott, Bob, 1947-51  
 Elliott, Rowdy, 1910  
 Elliott, Glenn, 1947-49  
 Elliott, Jumbo, 1934  
 Emmerich, Robert, 1923  
 English, Gilbert, 1937-38  
 Errickson, Dick, 1938-42  
 Estock, George, 1951  
 Etchison, Buck, 1943-44  
 Evans, Chick, 1909-10  
 Evers, John, 1914-17, 29

## F

Fallenstein, Ed, 1933  
 Farrell, Doc, 1927-29  
 Farrell, Kerby, 1943  
 Felix, Gus, 1923-25  
 Ferguson, George, 1908-11  
 Fernandez, Nanny, 1942-47  
 Ferrell, Wesley, 1941  
 Fette, Louis, 1937-40, 45  
 Fillingim, Dana, 1918-23  
 Fischer, Hank, 1962-65  
 Fisher, Thomas, 1904  
 Fitzberger, Charles, 1928  
 Fitzpatrick, Ed, 1915-17  
 Flaherty, Pat, 1907-08, 11  
 Fletcher, Elbie, 1934-39, 49  
 Ford, Gene, 1936  
 Ford, Hod, 1919-23, 32-33  
 Fournier, Jacques, 1927  
 Fox, Terrence, 1960  
 Frankhouse, F.M., 1930-35, 39  
 Fraser, Chick, 1905  
 Frasier, Victor, 1937  
 Freigau, Howard, 1928  
 Freeman, John, 1900  
 Frock, Sam, 1907, 10-11  
 Funk, Franklin, 1963

## G

Gabler, Frank, 1937-38  
 Gabrielson, L.G., 1960, 63-64  
 Gallagher, Gil, 1922  
 Gammons, Daff, 1901  
 Garms, Debs, 1937-39  
 Gautreau, Doc, 1925-28  
 Gearin, Dinty, 1924  
 Geier, Phil, 1904  
 Genewich, Joe, 1922-28  
 Gentile, Sam, 1943  
 George, Lefty, 1918  
 Geraghty, Ben, 1943-44  
 Gervais, Lefty, 1913  
 Getz, Gustave, 1909-10  
 Gibson, Frank, 1921-27  
 Giggie, Robert, 1959-60  
 Gilbert, Lawrence, 1914-15  
 Gillenwater, Carden, 1945-46  
 Gladu, Roland, 1944  
 Glossop, Alban, 1940  
 Goldsmith, Hal, 1926-28  
 Gonder, Jesse, 1965

Gonzalez, Mike, 1912  
 Good, Eugene, 1906  
 Good, Ralph, 1910  
 Good, Wilbur, 1910-11  
 Gordon, Sidney, 1950-53  
 Gorin, Charles, 1954-55  
 Gowdy, Hank, 1911-23, 29-30  
 Graham, Peaches, 1908-11  
 Graham, Kyle, 1924-26  
 Graves, Sid, 1927  
 Greenfield, Kent, 1927-29  
 Gremminger, Ed, 1902-03  
 Grempp, Buddy, 1940-42  
 Griffin, Hank, 1911-12  
 Griffith, Thomas, 1913-14  
 Grimes, Burleigh, 1930  
 Grosart, George, 1901  
 Gyselman, Rich, 1933-34

## H

Haid, Hal, 1931  
 Haas, Eddie, 1958, 60  
 Haefner, Mickey, 1950  
 Hale, Dad, 1902  
 Hall, Robert, 1949-50  
 Hanebrink, Harry, 1953, 57-58  
 Hannifin, John, 1908  
 Hargrave, Pinky, 1932-33  
 Harley, Dick, 1905  
 Harris, David, 1925, 28  
 Hartman, Robert, 1959  
 Hartsfield, Roy, 1950-52  
 Haslin, Mickey, 1936  
 Hassett, Buddy, 1939-41  
 Hazle, Robert, 1957-58  
 Hearn, Bunn, 1918, 20  
 Hearn, Bunny, 1926-29  
 Heath, Jeff, 1948-49  
 Heltzel, Heinie, 1943  
 Hendley, Bob, 1961-63  
 Hendrickson, Donald, 1945-46  
 Henry, John, 1918  
 Henry, Snake, 1922-23  
 Herman, William, 1946  
 Hermann, Albert, 1923-24  
 Hersh, Earl, 1956  
 Hershey, Frank, 1905  
 Herzog, Buck, 1910-11, 18-19  
 Hess, Otto, 1912-15  
 Heving, Joe, 1945  
 Hickey, James, 1942, 44  
 High, Andrew, 1925-27  
 Hill, John, 1939  
 Hinton, John, 1901  
 Hitchcock, Jim, 1938  
 Hodgins, Elmer, 1939  
 Hoef, William, 1964  
 Hofferth, Stewart, 1944-46  
 Hoffman, Izzy, 1907  
 Hogan, Shanty, 1925-27, 33-35  
 Hogg, Brad, 1911-12  
 Hogue, Robert, 1948-51  
 Holke, Walter, 1919-22  
 Holland, Dutch, 1932-33  
 Hollingsworth, Bonnie, 1928  
 Holmes, Tom, 1942-51  
 Hood, Abie, 1925  
 Hoop, John, 1946-47

Hoover, Dick, 1952  
 Hornsby, Rogers, 1928  
 Houser, Ben, 1911-12  
 Howard, Del, 1906-07  
 Huber, Otto, 1939  
 Hughes, Tom, 1914-18  
 Hulihan, Harry, 1922  
 Hunnefeld, William, 1931  
 Huston, Warren, 1944  
 Hutchings, John, 1941-42,  
 44-46  
 Hutchinson, Ira, 1937-38,  
 44-45\

**I**  
 Ingerton, Scotty, 1911

**J**  
 Jacklitsch, Fred, 1917  
 Jackson, George, 1911-13  
 James, Bernie, 1929-30  
 James, William, 1913-15, 19  
 Javery, Alva, 1940-46  
 Jay, Joe, 1953-60  
 Jeffcoat, George, 1943  
 Jester, Virgil, 1952-53  
 Jethroe, Sam, 1950-52  
 Johnson, Arthur, 1940-42  
 Johnson, Ernie, 1950-58  
 Johnson, Ken, 1965  
 Johnson, Louis, 1962  
 Johnson, Roy, 1937-38  
 Johnson, Silas, 1946-47  
 Johnston, James, 1926  
 Jolly, David, 1953-57  
 Jones, John, 1920  
 Jones, Ken, 1930  
 Jones, Mack, 1961-65  
 Jones, Percy, 1929  
 Jones, Sheldon, 1952  
 Jones, Nippy, 1957  
 Jones, William, 1911-12  
 Jordan, Buck, 1932-37  
 Joost, Eddie, 1943, 45

**K**  
 Kahle, Robert, 1938  
 Kahn, Owen, 1930  
 Kaiser, Albert, 1911-12  
 Kamp, Ike, 1924-25  
 Kane, Tom, 1938  
 Karl, Andy, 1947  
 Keating, Ray, 1919  
 Kelleher, John, 1924  
 Kelley, Joseph, 1908  
 Kelley, Dick, 1964-65  
 Kelly, James, 1918  
 Kelly, Joe, 1917-19  
 Kenney, Arthur, 1938  
 Kerr, Buddy, 1950-51  
 Kibbie, Hod, 1925  
 King, Lee, 1919  
 Kirke, Jay, 1911-13  
 Kittredge, Malachi, 1901-03  
 Klaus, William, 1952-53  
 Klimchuck, Louis, 1962-65  
 Kling, John, 1911-12

Klobedanz, Frederick, 1902  
 Klopp, Stan, 1944  
 Kluttz, Clyde, 1942-45  
 Knetzer, Elmer, 1916  
 Knight, Jack, 1927  
 Knothe, Fritz, 1932-33  
 Knotts, Joe, 1907  
 Kolb, Gary, 1964-65  
 Konetchy, Ed, 1916-18  
 Konstanty, Jim, 1946  
 Kopf, William, 1922-23  
 Koppe, Joe, 1958  
 Koslo, Dave, 1954-55  
 Kowalik, Fabian, 1936  
 Kraft, Clarence, 1914  
 Kroh, Rube, 1912  
 Krnsnich, Mike, 1960, 62  
 Kruger, Art, 1910  
 Kuczek, Steve, 1949

**L**  
 Lake, Fred, 1910  
 Lakeman, Albert, 1949  
 La Manna, Frank, 1940-42  
 Lane, Hunter, 1924  
 Lanfranconi, Walt, 1947  
 Lanning, John, 1936-39, 47  
 Lansing, Eugene, 1922  
 Larker, Norman, 1963  
 Larsen, Swede, 1936  
 Lary, Frank, 1964  
 Lau, Charles, 1960-61  
 Lauterborn, William, 1904-05  
 Lawson, Robert, 1901  
 Leach, Fred, 1932  
 Lee, Harold, 1933-36  
 Lee, William, 1945-46  
 Lefler, Wade, 1924  
 Leggett, Louis, 1929  
 Lemaster, Denny, 1962-65  
 Leverett, Dixie, 1929  
 Lewis, Edward, 1900  
 Lewis, William, 1935-36  
 Liddle, Don, 1953  
 Liese, Fred, 1910  
 Lindaman, Vive, 1960-09  
 Lindemann, Ernest, 1907  
 Linden, Walter, 1950  
 Lindquist, Carl, 1943-44  
 Litwhiler, Danny, 1946-48  
 Littlefield, Dick, 1958  
 Livingston, Tom, 1949  
 Loane, Bob, 1940  
 Logan, John, 1951-61  
 Logan, Bob, 1945  
 Lombardi, Ernie, 1942  
 Long, Red, 1902  
 Lopata, Stan, 1959-60  
 Lopez, Al, 1936-40  
 Lord, Bris, 1913  
 Low, Fletcher, 1915  
 Lucas, Charles, 1924-25  
 Luque, Dolf, 1914-15  
 Lush, Billy, 1901-02  
 Lyons, Al, 1948

**M**  
 MacFayden, Dick, 1935-39, 43  
 Mack, Joe, 1945  
 MacKenzie, Ken, 1960-61  
 Macon, Max, 1944-47  
 Madden, Tom, 1906  
 MacPherson, Harry, 1944  
 Magee, Sherry, 1915-17  
 Maggert, Harl, 1938  
 Maguire, Fred, 1929-31  
 Majeski, Hank, 1939-41  
 Malarkey, John, 1902-03  
 Malkmus, Bobby, 1957  
 Mallon, Les, 1934-35  
 Maloney, Charlie, 1908  
 Mangum, Leo, 1932-35  
 Mann, L., 1913-14, 19-20, 24-27  
 Manno, Don, 1940-41  
 Mantilla, Felix, 1956-61  
 Manville, Dick, 1950  
 Maranville, Rabbit, 1912-20, 29-35  
 Marquard, Rube, 1922-25  
 Marquez, Luis, 1951  
 Marriott, Bill, 1925  
 Marshall, Willard, 1950-52  
 Marshall, Doc, 1904  
 Martel, Marty, 1910  
 Martin, Jack, 1914  
 Martin, Bill, 1914  
 Martin, Ray, 1943, 47-48  
 Masi, Phil, 1939-49  
 Massey, Roy, 1918  
 Massey, Mike, 1917  
 Mathes, Joe, 1916  
 Mathews, Ed, 1952-65  
 Mattern, Al, 1908-12  
 Matthews, Joe, 1922  
 Mauch, Gene, 1950-51  
 Maye, Lee, 1959-65  
 Mayo, Ed, 1937-38  
 McAfee, Bill, 1931  
 McAuliffe, Gene, 1904  
 McCarthy, John, 1943, 46  
 McCarthy, Tom, 1908-09  
 McCarthy, Bill, 1906  
 McCarthy, William J., 1905  
 McCleskey, Jeff, 1913  
 McCloskey, Jim, 1936  
 McCormick, Frank, 1947-48  
 McCormick, Mike, 1946-48  
 McCreery, Tom, 1903  
 McDonald, Tex, 1913  
 McDonald, Ed, 1911-12  
 McElyea, Frank, 1942  
 McGann, Dan, 1908  
 McGee, Dan, 1934  
 McGowan, Frank, 1937  
 McInnis, Stuffy, 1923-24  
 McKechnie, William, 1913  
 McLeod, Ralph, 1938  
 McMahon, Don, 1957-62  
 McManus, Marty, 1934  
 McMillian, Roy, 1961-64  
 McNamara, Dinny, 1927-28  
 McNamara, Tim, 1922-25  
 McNichol, Ed, 1904  
 McQuillan, Hugh, 1918-22, 27  
 McTigue, Bill, 1911-13

Medwick, Joe, 1945  
 Menke, Denis, 1962-65  
 Metkovich, Catfish, 1954  
 Meyers, Chief, 1917  
 Miller, Ed, 1939-42  
 Miller, Frank, 1922-23  
 Miller, Doc, 1910-12  
 Miller, Tom, 1918-19  
 Mills, Art, 1927-28  
 Mitchell, Fred, 1913  
 Mogridge, George, 1926-27  
 Montgomery, Al, 1941  
 Moore, Gene, 1936-38, 40-41  
 Moore, Eddie, 1926-28  
 Moore, Randy, 1930-35  
 Moran, Al, 1938-39  
 Moran, Herbie, 1908-10, 14-15  
 Moran, Pat, 1901-05  
 More, Forrest, 1909  
 Morehead, Seth, 1961  
 Morgan, Cyril, 1921-22  
 Morgan, Joe, 1959  
 Moriarity, Ed, 1935-36  
 Moroney, Jim, 1906  
 Morrison, Guy, 1927-28  
 Morton, Bubba, 1963  
 Moss, Ray, 1931  
 Mowry, Joe, 1933-35  
 Mueller, Heinie, 1928-29  
 Mueller, Ray, 1935-38, 51  
 Muich, Joe, 1924  
 Mulligan, Dick, 1946-47  
 Murff, Red, 1956-57  
 Murphy, Dave, 1905  
 Murphy, Frank, 1901  
 Murphy, Buzz, 1918  
 Murray, James, 1914  
 Murray, Jim, 1936  
 Murtaugh, Dan, 1947  
 Myers, Hap, 1913

## N

Needham, Tom, 1904-07  
 Nehf, Art, 1915-19  
 Neill, Tom, 1946-47  
 Neis, Bernie, 1925-26  
 Nelson, Tom, 1945  
 Neun, John, 1930-31  
 Nichols, Kid, 1900-01  
 Nichols, Chet, 1951, 54-56  
 Nicholson, Fred, 1921-22  
 Niekro, Phil, 1964-65  
 Nieman, Butch, 1943-45  
 Niggeling, John, 1938, 46  
 Nixon, Al, 1921-23  
 North, Lou, 1924  
 Northrop, Jake, 1918-19  
 Nottebart, Don, 1960-62  
 Noyes, Wynn, 1913  
 Nutter, Dizzy, 1919

## O

O'Brien, John, 1959  
 O'Connell, Dan, 1954-57  
 O'Dea, Ken, 1946  
 O'Dell, Billy, 1965  
 Odum, Dave, 1943  
 Oeschger, Joe, 1919-23

Ogrodowski, Joe, 1925  
 O'Hara, Kid, 1904  
 Oliver, Gene, 1963-65  
 Olivo, Chichi, 1961, 64-65  
 Olmo, Luis, 1950-51  
 O'Neil, Mickey, 1919-25  
 O'Neill, Jack, 1906  
 Orndorff, Jesse, 1907  
 O'Rourke, Frank, 1912  
 Osborne, Wayne, 1936  
 Osinski, Dan, 1965  
 Outlaw, Jimmy, 1939

## P

Padgett, Don, 1946  
 Padgett, Ernie, 1923-25  
 Pafko, Andy, 1953-59  
 Paine, Phil, 1951, 54-57  
 Palmero, Emilio, 1928  
 Parson, Jiggs, 1910-11  
 Patton, Gene, 1944  
 Peery, Red, 1929  
 Pendleton, Jim, 1953-56  
 Perdue, Hub, 1911-14  
 Peploski, Henry, 1929  
 Pfeffer, Jeff, 1906-08, 11  
 Phillips, Damon, 1944, 46  
 Phillips, Ed, 1924  
 Phillips, Taylor, 1956-57  
 Piatt, Wiley, 1903  
 Piche, Ron, 1960-63  
 Pick, Charlie, 1919-20  
 Pickrel, Clarence, 1934  
 Piechota, Al, 1940-41  
 Pierotti, Al, 1920-21  
 Pilney, Anoy, 1936  
 Pisoni, Jim, 1959  
 Pittinger, Toggie, 1900-04  
 Pizarro, Juan, 1957-60  
 Poland, Hugh, 1943-44, 46  
 Posedel, Bill, 1939-41, 46  
 Potter, Nels, 1948-49  
 Powell, Ray, 1917-24  
 Preibisch, Mel, 1940-41  
 Prendergast, Jim, 1948  
 Pruett, Hub, 1932  
 Pyle, Ewald, 1945

## Q

Queen, Bill, 1954  
 Quinn, Jack, 1913

## R

Ragan, Pat, 1915-19  
 Ramsey, Bill, 1945  
 Randall, Newt, 1907  
 Ranew, Merritt, 1964  
 Rariden, Bill, 1909-13  
 Rawlings, John, 1917-20  
 Raymer, Fred, 1904-05  
 Raymond, Claude, 1961-63  
 Reed, Bill, 1952  
 Rehg, Wally, 1917-18  
 Reid, Earl, 1946  
 Reis, Robert, 1936-38  
 Reis, Tom, 1938  
 Reiser, Pete, 1949-50

Reulbach, Ed, 1916-17  
 Rhem, Flint, 1934-35  
 Rhiel, Billy, 1930  
 Rice, Del, 1955-59  
 Rich, Woody, 1944  
 Richbourg, Lance, 1927-31  
 Richie, Lew, 1909-10  
 Rickert, Joe, 1901  
 Rickert, Marv, 1948-49  
 Rico, Art, 1916-17  
 Riconda, Harry, 1926  
 Riddle, John, 1937-38  
 Riggert, Joe, 1919  
 Riley, Jim, 1910  
 Ritchey, Claude, 1907-09  
 Roach, Mel, 1953-54, 57-61  
 Roberge, Skip, 1941-42, 46  
 Robertson, Charlie, 1927-28  
 Robertson, Gene, 1929-30  
 Robinson, Humberto, 1955-58  
 Rollings, Red, 1930  
 Roof, Phil, 1961, 64  
 Roselli, Bob, 1955-56, 58  
 Roser, Steve, 1946  
 Roser, John, 1922  
 Ross, Chet, 1939-44  
 Rowell, Bama, 1939-41, 46-47  
 Roy, Norm, 1950  
 Rudolph, Dick, 1913-20, 22, 27  
 Rush, Bob, 1958-60  
 Russell, Jim, 1948-49  
 Ruth, Babe, 1935  
 Ryan, Connie, 1943-44, 46-50  
 Ryan, Rasy, 1925-26

## S

Sadowski, Bob, 1963-65  
 Sain, John, 1942, 46-51  
 St. Claire, Ebba, 1951-53  
 Salkeld, Bill, 1948-49  
 Samuel, Amado, 1962-63  
 Sanders, Raymond, 1946, 1948-58  
 Sandlock, Mike, 1942, 44  
 Salvo, Manny, 1940-43  
 Sauer, Ed, 1949  
 Sawatski, Carl, 1957-58  
 Scalzi, John, 1931  
 Scarsella, Les, 1940  
 Schacht, Sid, 1951  
 Schacker, Hal, 1945  
 Schmidt, Butch, 1913-15  
 Schneider, Dan, 1963-64  
 Schoendienst, Red, 1957-60  
 Schreiber, Hank, 1917  
 Schulmerich, Wes, 1931-33  
 Schulte, Jack, 1906  
 Schulte, John, 1932  
 Schultz, Joe, 1912-13  
 Schuster, William, 1939  
 Schwind, Arthur, 1912  
 Scott, Jack, 1917-21  
 Seibold, Socks, 1929-33  
 Sellers, Rube, 1910  
 Seymor, Cy, 1913  
 Shannon, Joe, 1915  
 Shannon, Red, 1915  
 Sharpe, Bud, 1905, 10  
 Shaw, Alfred, 1909

Shaw, Robert, 1962-63  
 Shay, Marty, 1924  
 Shean, Dave, 1909-10, 12  
 Shearer, Ray, 1957  
 Sheely, Earl, 1931  
 Shemo, Stan, 1944-45  
 Sherdel, William, 1930-32  
 Shires, Art, 1932  
 Shoffner, Milt, 1937-39  
 Shoun, Clyde, 1947-49  
 Shupe, Vincent, 1945  
 Siemer, Oscar, 1925-26  
 Simmons, Alousius, 1939  
 Siner, Hosea, 1909  
 Singleton, Elmer, 1945-46  
 Sisler, George, 1928-30  
 Sisti, Sibby, 1939-42, 46-54  
 Slagle, James, 1901  
 Slaughter, Enos, 1959  
 Sleater, Louis, 1956  
 Smalley, Roy, 1954  
 Smith, Earl, 1923-24  
 Smith, Elmer, 1901  
 Smith, Fred, 1913  
 Smith Harry, 1908-10  
 Smith, Jack, 1964  
 Smith, Jack, 1926-29  
 Smith, Jimmy, 1918  
 Smith, Red, 1914-1919  
 Smith, Robert, 1923-30, 33-37  
 Snodgrass, Fred, 1915-16  
 Southworth, Billy, 1921-23  
 Southworth, William, 1964  
 Spahn, Warren, 1942, 46-64  
 Spangler, Albert, 1959-61  
 Spencer, Chester, 1906  
 Sperber, Edwin, 1924-25  
 Spohrer, Alfred, 1928-35  
 Spratt, Harry, 1911-12  
 Stahl, Chick, 1900  
 Stanky, Ed, 1948-49  
 Stanley, Joe, 1903-04  
 Starr, Charles, 1909  
 Starr, Ray, 1933  
 Steinfeldt, Harry, 1911  
 Stern, Fred, 1908-09  
 Stengel, Casey, 1924-25  
 Stewart, Joe, 1904  
 Stout, Allyn, 1943  
 Strand, Paul, 1913-15  
 Street, Gabby, 1905  
 Strincevich, Nicholas, 1940-41  
 Stripp, Joe, 1938  
 Stroebel, Allie, 1905-06  
 Sturgeon, Robert, 1948  
 Stryker, Dutch, 1924  
 Sullivan, Andrew, 1904  
 Sullivan, John, 1920-21  
 Sullivan, Joe, 1939-41  
 Sullivan, William, 1900  
 Surkont, Max, 1950-53  
 Sutcliffe, Butch, 1938  
 Sweeney, William, 1907-13  
 Swift, William, 1940

## T

Talcott, Roy, 1943  
 Tanner, Chuck, 1955-57

Taylor, Ben, 1955  
 Taylor, Ed, 1926  
 Taylor, Robert, 1957-58, 61-63  
 Taylor, Zack, 1926-29  
 Tenney, Fred, 1900-07, 11  
 Terry, Zebulon, 1918  
 Thevenow, Tom, 1937  
 Thiel, Bert, 1952  
 Thomas, Frank, 1961, 65  
 Thomas, Herbert, 1924-25, 27  
 Thomas, Roy, 1909  
 Thomas, Oscar, 1908  
 Thompson, Don, 1949  
 Thompson, Fuller, 1911  
 Thompson, Tommy, 1933-36  
 Thomson, Bobby, 1954-57  
 Thorpe, Bob, 1951-53  
 Thorpe, Jim, 1919  
 Tiefenauer, Bobby, 1963-65  
 Tierney, Cotton, 1924  
 Titus, John, 1912-13  
 Tobin, James, 1940-45  
 Torgeson, Earl, 1947-52  
 Torphy, Red, 1920  
 Torre, Frank, 1956-60  
 Torre, Joe, 1960-65  
 Tost, Louis, 1942-43  
 Touchstone, Clayland, 1928-29  
 Townsend, Ira, 1920-21  
 Townsend, Leo, 1920-21  
 Trageser, Walter, 1913-19  
 Trowbridge, Robert, 1956-59  
 Tuckey, Thomas, 1908-09  
 Turner, James, 1937-39  
 Twombly, George, 1917  
 Tyler, Fred, 1914  
 Tyler, Lefty, 1910-17  
 Tyler, John, 1934-35

## U

Uecker, Bob, 1962-63  
 Ullisney, Mike, 1945  
 Umbach, Arnold, 1964  
 Upham, William, 1918  
 Urban, Luke, 1927-28  
 Urbanski, William, 1931-37

## V

Vargas, Roberto, 1955  
 Vargas, William, 1925-26  
 Veigel, Allan, 1939  
 Veltman, Arthur, 1931  
 Verban, Emil, 1950  
 Vernon, Mickey, 1959  
 Voisle, William, 1947-49  
 Volz, Jake, 1905  
 Voyles, Philip, 1929

## W

Wagner, William, 1918  
 Wall, Murray, 1950  
 Wallace, Lefty, 1942, 45-46  
 Wallen, Norman, 1945  
 Walsh, Edward, 1917  
 Walsh, Joe, 1938  
 Walters, Bucky, 1931-32, 50  
 Waner, Lloyd, 1941

Waner, Paul, 1941-42  
 Warstler, Rabbit, 1936-40  
 Wasem, Link, 1937  
 Watson, Mule, 1920-22  
 Weafer, Hal, 1936  
 Weaver, Orlie, 1911  
 Weeden, Charles, 1911  
 Weir, Roy, 1936-39  
 Welsh, Jimmy, 1925-27, 29-30  
 Wentzel, Stan, 1945  
 Wertz, Johnny, 1926-29  
 West, Max, 1938-42, 46  
 Westerberg, Oscar, 1907  
 Weston, Alfred, 1929  
 Whaling, Bert, 1913-15  
 Whelan, Tom, 1920  
 Whisenant, Pete, 1952  
 Whitcher, Robert, 1945  
 White, Charles, 1954-55  
 White, Ernest, 1946-48  
 White, Kirby, 1909-1910  
 White, Steve, 1912  
 White, Samuel C., 1961  
 White, Samuel L., 1919  
 Whitehouse, Gilbert, 1912  
 Whitney, Pinky, 1933-36  
 Whitted, Possum, 1914  
 Wickland, Albert, 1918  
 Wietelmann, Whitey, 1939-46  
 Wilborn, Claude, 1940  
 Wilhelm, Kaiser, 1904-05  
 Wilhoit, Joe, 1916-17  
 Willey, Carlton, 1958-62  
 Willis, Victor, 1900-05  
 Williams, Ace, 1940, 46  
 Williams, Earl, 1928  
 Williams, Pop, 1903  
 Wilson, Arthur, 1918-20  
 Wilson, Charles, 1931  
 Wilson, Frank, 1924-26  
 Wilson, James, 1951-54  
 Wise, Casey, 1958-59  
 Witherup, Roy, 1906  
 Wolverton, Harry, 1905  
 Womack, Sidney, 1926  
 Woodend, George, 1944  
 Woodward, Woody, 1963-65  
 Workman, Charles, 1943-46  
 Worthington, Red, 1931-34  
 Wright, Albert, 1933  
 Wright, Ab, 1944  
 Wright, Ed, 1945-48

## Y

Yeargin, James, 1922, 24  
 Young, Cy, 1911  
 Young, Harley, 1908  
 Young, Herman, 1911  
 Young, Irving, 1905-08

## Z

Zachary, Tom, 1930-34  
 Zinn, Guy, 1913



# 2017 OPPONENTS



# ARIZONA DIAMONDBACKS

68-94 (4TH NL WEST)



Chase Field (48,519)  
401 East Jefferson Street  
Phoenix, AZ 85004  
602.462.6500  
dbacks.com

TOREY LOVULLO  
MANAGER



Executive VP & General Manager.....Mike Hazen  
Senior Director, Team Travel.....Roger Riley  
SVP, Communications.....Josh Rawitch  
Director, Player & Media Relations.....Casey Wilcox

## ALL-TIME VS. DIAMONDBACKS

Record.....	72-59	Last Braves 2-game sweep.....	4/27-28/98	Last D-Backs 2-game sweep.....	5/18-19/11
Record in Atlanta.....	35-28	Last Braves 3-game sweep.....	6/28-30/13	Last D-Backs 3-game sweep.....	5/6-8/16
Record on road.....	37-31	Last Braves 4-game sweep.....	None	Last D-Backs 4-game sweep.....	6/1-4/06

## 2016 RESULTS - DIAMONDBACKS 5, BRAVES 2

Date	Result	Win-Loss-Save	Date	Result	Win-Loss-Save
5/6	L, 7-2	Greinke-Blair-None	8/22	L, 9-8	Burgos-Gant-None
5/7	L, 3-2	Miller-Norris-Ziegler	8/23	W, 7-4	Ramirez-Barrett-Johnson
5/8	L, 5-3 (8)	Delgado-Johnson-Ziegler	8/24	L, 10-9 (11)	Corbin-Ramirez-None
			8/25	W, 3-1	Wisler-Ray-Johnson

Blue for Home Games

# CHICAGO CUBS

103-58 (1ST NL CENTRAL)



Wrigley Field  
1060 W. Addison Street  
Chicago, IL 60613  
(773) 404-CUBS (2827)  
cubs.com

JOE MADDON  
MANAGER



President, Baseball Operations.....Theo Epstein  
Traveling Secretary.....Vijay Tekchandani  
Director, Media Relations.....Peter Chase  
Assistant Director, Media Relations.....Jason Carr

## ALL-TIME VS. CUBS

Record (since 1900).....	884-1,051-12	Last Braves 2-game sweep.....	4/12-13/97	Last Cubs 2-game sweep.....	7/20-21/98
Record (Atlanta Era).....	267-249-2	Last Braves 3-game sweep.....	5/9-11/14	Last Cubs 3-game sweep.....	8/13-14/08
Record in Atlanta.....	148-113-2	Last Braves 4-game sweep.....	7/4-7/05	Last Cubs 4-game sweep.....	8/20-23/15
Record on road (since 1900).....	395-574-3				
Record on road (Atlanta Era).....	119-136				

## 2016 RESULTS - BRAVES 3, CUBS 3

Date	Result	Win-Loss-Save	Date	Result	Win-Loss-Save	Date	Result	Win-Loss-Save
4/29	L, 6-1	Strop-Johnson-None	6/10	W, 5-1	Norris-Hammel-None	7/7	W, 4-3 (11)	Alvarez-Patton-Cabrera
5/1	W, 4-3 (10)	Vizcaino-Rondon-Grilli	6/11	L, 8-2	Arrieta-Wisler-None			
5/2	PPD (Rain)	Rescheduled for 7/7	6/12	L, 8-2	Lester-Gant-None			

Blue for Home Games



# CINCINNATI REDS

**68-94 (5TH NL CENTRAL)**



Great American Ball Park  
100 Joe Nuxhall Way  
Cincinnati, OH 45202  
(513) 765-7800  
reds.com

**BRYAN PRICE**  
MANAGER



President of Baseball Operations, GM ..... Dick Williams  
Vice President, Team Travel ..... Gary Wahoff  
Vice President, Media Relations ..... Rob Butcher

## ALL-TIME VS. REDS

Record (since 1900) ..... 986-1098-13  
Record (Atlanta Era) ..... 315-356-1  
Record in Atlanta ..... 160-171  
Record on road (since 1900) ..... 470-582-8  
Record on road (Atlanta Era) ..... 155-185-1

Last Braves 2-game sweep ..... 5/19-20/10  
Last Braves 3-game sweep ..... 4/25-27/14  
Last Braves 4-game sweep ..... 9/3-5/54  
Last Braves 5-game sweep ..... 5/31-6/3/84

Last Reds 2-game sweep ..... 9/28-29/87  
Last Reds 3-game sweep ..... 9/4-6/09  
Last Reds 4-game sweep ..... 5/21-24/12  
Last Reds 5-game sweep ..... None

## 2016 RESULTS - REDS 4, BRAVES 3

**Date Result**  
6/13 L, 9-8  
6/14 L, 3-1  
6/15 W, 9-8 (13)  
6/16 W, 7-2

**Win-Loss-Save**  
Ohtendorf-Vizcaino-Cingrani  
Finnegan-Teheran-Wood  
Ogando-Simon-None  
Wisler-Straily-None

**Date Result**  
7/18 L, 8-2  
7/19 W, 5-4 (11)  
7/20 L, 6-2

**Win-Loss-Save**  
Finnegan-Wisler-None  
Cabrera-Cingrani-None  
DeSclafani-Harrell-None

Blue for Home Games

# COLORADO ROCKIES

**75-87 (3RD NL WEST)**



Coors Field  
2001 Blake Street  
Denver, CO 80205  
(303) 292-0200  
rockies.com

**BUD BLACK**  
MANAGER



SVP & General Manager ..... Jeff Bridich  
Director, Major League Operations ..... Paul Ekins  
Director, Communications ..... Warren Miller

## ALL-TIME VS. ROCKIES

Record ..... 116-76  
Record in Atlanta ..... 64-29  
Record on road ..... 52-47

Last Braves 2-game sweep ..... 5/1/2/06  
Last Braves 3-game sweep ..... 5/4-6/12  
Last Braves 4-game sweep ..... 7/29-8/1/13

Last Rockies 2-game sweep ..... 4/25-26-98  
Last Rockies 3-game sweep ..... 8/23-25/10  
Last Rockies 4-game sweep ..... 7/21-24/16

## 2016 RESULTS - ROCKIES 6, BRAVES 1

**Date Result**  
7/15 L, 11-2  
7/16 L, 4-3  
7/17 W, 1-0

**Win-Loss-Save**  
De La Rosa-Harrell-None  
Logan-Johnson-Estevez  
Johnson-Germen-None

**Date Result**  
7/21 L, 7-3  
7/22 L, 4-3  
7/23 L, 8-4  
7/24 L, 7-2

**Win-Loss-Save**  
Bettis-Foltynewicz-None  
Gray-De La Cruz-Estevez  
Anderson-Wisler-None  
Chatwood-Jenkins-None

Blue for Home Games

# LOS ANGELES DODGERS

91-71 (1ST NL WEST)



Dodger Stadium  
1000 Elysian Park Avenue  
Los Angeles, CA 90012  
(323) 224-1301  
dodgers.com

President of Baseball Operations.....Andrew Friedman  
Director, Team Travel.....Scott Akasaki  
Senior Director, Public Relations.....Joe Jareck  
Assistant Director, Public Relations.....Yvonne Carrasco



DAVE ROBERTS  
MANAGER

## ALL-TIME VS. DODGERS

Record (since 1900).....	942-1,128-22	Last Braves 2-game sweep.....	9/9-10/97	Last Dodgers 2-game sweep.....	7/26-27/95
Record (Atlanta Era).....	297-362-1	Last Braves 3-game sweep.....	5/17-19/13	Last Dodgers 3-game sweep.....	6/3-5/16
Record in Atlanta.....	163-165-1	Last Braves 4-game sweep.....	7/12-14/56	Last Dodgers 4-game sweep.....	7/26-29/90
Record on road (since 1900).....	423-624-13				
Record on road (Atlanta Era).....	134-197				

## 2016 RESULTS - DODGERS 6, BRAVES 1

Date	Result	Win-Loss-Save	Date	Result	Win-Loss-Save
4/19	W, 8-1	Weber-Wood-None	6/3	L, 4-2	Maeda-Teheran-Jansen
4/20	L, 5-3 (10)	Blanton-Grilli-Jansen	6/4	L, 4-0	Kershaw-Norris-None
4/21	L, 2-1 (10)	Hatcher-Ogando-Jansen	6/5	L, 12-6	Kazmir-Wisler-None

Blue for Home Games

# MIAMI MARLINS

79-82 (3RD NL EAST)



Marlins Park  
501 Marlins Way  
Miami, FL 33125  
(305) 480-1300  
marlins.com

President, Baseball Operations.....Michael Hill  
Director, Team Travel.....Manny Colon  
Senior Director, Communications.....Matt Roebuck  
Director, Publications & Baseball Information....Marty Sewell



DON MATTINGLY  
MANAGER

## ALL-TIME VS. MARLINS

Record.....	229-166	Last Braves 2-game sweep.....	5/6-7/09	Last Marlins 2-game sweep.....	5/13-14/97
Record in Atlanta.....	123-77	Last Braves 3-game sweep.....	4/15-17/16	Last Marlins 3-game sweep.....	9/25-27/15
Record on road.....	106-89	Last Braves 4-game sweep.....	5/15-18/06	Last Marlins 4-game sweep.....	None

## 2016 RESULTS - BRAVES 11, MARLINS 7

Date	Result	Win-Loss-Save	Date	Result	Win-Loss-Save	Date	Result	Win-Loss-Save
4/15	W 6-3	Ogando-Phelps-Vizcaino	6/21	W, 3-2 (10)	Withrow-Barracough-Vizcaino	9/12	W, 12-7	Roe-Ellington-None
4/16	W, 6-4	Norris-Koehler-Grilli	6/22	L, 3-0	Conley-Gant-Ramos	9/13	L, 7-5	Nicolino-Wisler-Ramos
4/17	W, 6-5 (10)	Grilli-Jackson-Wisler	6/30	W, 8-4	Alvarez-Chen-None	9/14	L, 7-5	Fernandez-Teheran-Ramos
5/27	W, 4-2	Krol-Phelps-Vizcaino	7/1	L, 7-5 (12)	Wittgren-Kelly-McGowen	9/22	W, 6-3	Collmenter-Urena-Cabrera
5/28	W, 7-2	O'Flaherty-Urena-None	7/2	W, 9-1	Harrell-Fernandez-None	9/23	W, 3-2	Wisler-Ramos-Cabrera
5/29	L, 7-3	Koehler-Teheran-None	7/3	L, 5-2	Conley-Wisler-None	9/24	L, 6-4	Ellington-Blair-Ramos

Blue for Home Games

# MILWAUKEE BREWERS

73-89 (4TH NL CENTRAL)



Miller Park  
One Brewers Way  
Milwaukee, WI 53214  
(414) 902-4500  
brewers.com

CRAIG COUNSELL  
MANAGER



General Manager..... David Stearns  
Sr. Director, Team Travel/Clubhouse Ops..... Dan Larrea  
Senior Director, Media Relations..... Mike Vassallo  
Senior Manager, Media Relations..... Ken Spindler

## ALL-TIME VS. BREWERS

Record.....	77-54	Last Braves 2-game sweep .....	None	Last Brewers 2-game sweep .....	None
Record in Atlanta .....	41-27	Last Braves 3-game sweep .....	4/13-15/12	Last Brewers 3-game sweep.....	5/24-26/16
Record on road .....	36-27	Last Braves 4-game sweep .....	5/2-5/11	Last Brewers 4-game sweep .....	None

## 2016 RESULTS - BREWERS 5, BRAVES 2

Date	Result	Win-Loss-Save	Date	Result	Win-Loss-Save
5/24	L, 2-1	Blazek-Norris-Jeffress	8/8	W, 4-3 (12)	Cuniff-Torres-Johnson
5/25	L, 3-2 (13)	Blazek-Kelly-Torres	8/9	W, 2-1	Jenkins-Peralta-Cabrera
5/26	L, 6-2	Peralta-Wisler-Torres	8/10	L, 4-3	Anderson-De La Cruz-Thornburg
			8/11	L, 11-3	Garza-Hernandez-None

Blue for Home Games

# NEW YORK METS

87-75 (2ND NL EAST)



Citi Field  
123-01 Roosevelt Avenue  
Flushing, NY 11368  
(718) 507-6387  
mets.com

TERRY COLLINS  
MANAGER



General Manager..... Sandy Alderson  
Director of Team Travel..... Brian Small  
Vice President, Media Relations..... Jay Horwitz  
Director, Media Relations..... Ethan Wilson

## ALL-TIME VS. METS

Record.....	437-364-1	Last Braves 2-game sweep .....	9/8/11	Last Mets 2-game sweep .....	5/4-5/09
Record (Atlanta Era).....	386-343-1	Last Braves 3-game sweep .....	9/19-21/16	Last Mets 3-game sweep .....	4/22-24/16
Record in Atlanta .....	206-157	Last Braves 4-game sweep .....	5/20-22/08	Last Mets 4-game sweep .....	9/10-13/15
Record on road .....	200-202-1				
Record on road (Atlanta Era) .....	180-186-1				

## 2016 RESULTS - BRAVES 10, METS 9

Date	Result	Win-Loss-Save	Date	Result	Win-Loss-Save	Date	Result	Win-Loss-Save
4/22	L, 6-3	Harvey-Norris-Familia	6/17	W, 5-1	Gant-Harvey-None	9/9	L, 6-4	Robles-Cabrera-Familia
4/23	L, 8-2	Matz-Chacin-None	6/18	W, 4-3	Alvarez-Reed-Johnson	9/10	W, 4-3 (10)	Withrow-Goeddel-None
4/24	L, 3-2	deGrom-Blair-Familia	6/19	W, 6-0	TEHERAN-deGrom-None	9/11	L, 10-3	Lugo-Perez-None
5/2	L, 4-1	Colon-Foltynewicz-None	6/23	W, 4-3	Johnson-Reed-Vizcaino	9/19	W, 7-3	Blair-Syndergaard-None
5/3	W, 3-0	Wisler-Harvey-Vizcaino	6/24	L, 8-6	Robles-Blair-Familia	9/20	W, 5-4	Teheran-Gsellman-Johnson
5/4	L, 8-0	Matz-Chacin-None	6/25	I, 1-0 (11)	Reed-Alvarez-Familia	9/21	W, 4-3	Krol-Familia-Johnson
			6/26	W, 5-2	Norris-Colon-Vizcaino			

Blue for Home Games



PHILADELPHIA PHILLIES

71-91 [4TH NL EAST]



Citizens Bank Park  
One Citizens Bank Way  
Philadelphia, PA 19148  
(215) 463-6000  
phillies.com

President..... Andy MacPhail  
VP & General Manager..... Matt Klentak  
Director, Team Travel..... Frank Coppenbarger  
Director, Baseball Communications..... Greg Casterioto



PETE MACKANIN  
MANAGER

ALL-TIME VS. PHILLIES

Record (since 1900).....	1,109-1,034-14	Last Braves 2-game sweep .....	8/31-9/1/04	Last Phillies 2-game sweep.....	5/3-4/06
Record (Atlanta Era).....	391-341	Last Braves 3-game sweep .....	9/27-29/16	Last Phillies 3-game sweep.....	7/4-6/16
Record in Atlanta .....	198-171	Last Braves 4-game sweep .....	6/27-29/14	Last Phillies 4-game sweep.....	5/5-8/95
Record on road (since 1900).....	525-552-6				
Record on road (Atlanta Era).....	193-170				

2016 RESULTS - BRAVES 11, PHILLIES 8

Date	Result	Win-Loss-Save	Date	Result	Win-Loss-Save	Date	Result	Win-Loss-Save
5/10	L, 3-2	Morgan-Wisler-Gomez	7/4	L, 8-2	Eickhoff-De La Cruz-None	9/2	W, 8-4	Cabrera-Gomez-None
5/11	W, 5-1	Perez-Eickhoff-None	7/5	L, 5-1	Eflin-Foltynewicz-None	9/3	W, 6-4 (10)	Bradley-Ramos-Cabrera
5/12	L, 7-4 (10)	Bailey-Grilli-Gomez	7/6	L, 4-3	Neris-Vizcaino-Gomez	9/4	W, 2-0	Teheran-Thompson-Johnson
5/20	W, 5-1	Wisler-Nola-None	7/28	L, 7-5	Nola-Wisler-Gomez	9/27	W, 7-6	Cabrera-Hernandez-Johnson
5/21	W, 2-0	Perez-Morgan-Vizcaino	7/29	W, 2-1	Jenkins-Velasquez-Johnson	9/28	W, 12-2	Foltynewicz-Morgan-None
5/22	L, 5-0	Eickhoff-Kelly-None	7/30	L, 9-5	Hellickson-Teheran-None	9/29	W, 5-2	Cabrera-Gomez-None
			7/31	W, 2-1	Cabrera-Bailey-Johnson			

Blue for Home Games

PITTSBURGH PIRATES

78-83 [3RD NL CENTRAL]



PNC Park at North Shore  
115 Federal Street  
Pittsburgh, PA 15212  
(412) 323-5000  
pirates.com

EVP/General Manager..... Neal Huntington  
Traveling Secretary..... Greg Johnson  
Director, Baseball Communications..... Jim Trdinich  
Director, Media Relations..... Dan Hart



CLINT HURDLE  
MANAGER

ALL-TIME VS. PIRATES

Record (since 1900).....	892-1040-12	Last Braves 2-game sweep .....	5/24-25/11	Last Pirates 2-game sweep .....	8/12-13/97
Record (Atlanta Era).....	258-262	Last Braves 3-game sweep .....	6/3-5/13	Last Pirates 3-game sweep .....	4/29-5/1/94
Record in Atlanta .....	142-118	Last Braves 4-game sweep .....	7/29-31/91	Last Pirates 4-game sweep .....	9/1-3/78
Record on road (since 1900).....	398-575-2				
Record on road (Atlanta Era).....	116-144				

2016 RESULTS - PIRATES 4, BRAVES 3

Date	Result	Win-Loss-Save	Date	Result	Win-Loss-Save
5/16	L, 8-5	Niese-Perez-Melancon	8/2	L, 5-3	Cole-Foltynewicz-Watson
5/17	L, 12-9	Nicasio-Blair-Melancon	8/3	W, 8-4	Whalen-Locke-None
5/18	W, 3-0	Teheran-Liriano-Vizcaino	8/4	W, 5-2	Cervenko-Vogelsong-Johnson
5/19	L, 8-2	Locke-Foltynewicz-None			

Blue for Home Games

# ST. LOUIS CARDINALS

86-76 (2ND NL CENTRAL)



Busch Stadium  
700 Clark Street  
St. Louis, MO 63102  
(314) 345-9600  
cardinals.com

MIKE MATHENY  
MANAGER



Sr. Vice President/General Manager..... John Mozeliak  
Traveling Secretary.....C.J. Cherre  
Director, Communications .....Brian Bartow  
Manager, Communications .....Melody Yount

## ALL-TIME VS. CARDINALS

Record (since 1900).....896-1,041-18  
Record (Atlanta Era).....246-277-1  
Record in Atlanta .....132-131  
Record on road (since 1900).....422-553-11  
Record on road (Atlanta Era).....114-146-1

Last Braves 2-game sweep .....5/13-14/98  
Last Braves 3-game sweep .....10/2-4/15  
Last Braves 4-game sweep .....5/16-19/97

Last Cardinals 2-game sweep ....8/28-29/84  
Last Cardinals 3-game sweep .....4/8-10/16  
Last Cardinals 4-game sweep ....4/26-29/10

## 2016 RESULTS - CARDINALS 4, BRAVES 2

Date	Result	Win-Loss-Save	Date	Result	Win-Loss-Save
4/8	L, 7-4	Siegrist-O'Flaherty-Rosenthal	8/5	L, 1-0	Garcia-De La Cruz-Oh
4/9	L, 12-2	Martinez-Teheran-None	8/6	W, 13-5	Hernandez-Martinez-Nonw
4/10	L, 12-7	Oh-Johnson-Rosenthal	8/7	W, 6-3	Foltynewicz-Wainwright-Johnson

Blue for Home Games

# SAN DIEGO PADRES

68-94 (5TH NL WEST)



PETCO Park  
100 Park Boulevard  
San Diego, CA 92101  
(619) 795-5000  
padres.com

ANDY GREEN  
MANAGER



EVP/General Manager.....A.J. Preller  
Director, Team Travel.....Brian Prilaman  
Director, Communications .....Shana Wilson

## ALL-TIME VS. PADRES

Record.....343-270  
Record in Atlanta .....182-122  
Record on road .....161-148

Last Braves 2-game sweep .....5/26-27/97  
Last Braves 3-game sweep .....8/30-9/1/16  
Last Braves 4-game sweep .....5/15-18/03

Last Padres 2-game sweep .....6/2-3/97  
Last Padres 3-game sweep .....8/17-19/15  
Last Padres 4-game sweep .....5/29-31/79

## 2016 RESULTS - BRAVES 4, PADRES 2

Date	Result	Win-Loss-Save	Date	Result	Win-Loss-Save
6/6	L, 7-2	Friedrich-Perez-None	8/30	W, 7-3	Teheran-Jackson-None
6/7	L, 4-3	Thornton-Vizcaino-None	8/31	W, 8-1	Wisler-Clemens-None
6/8	W, 4-2	Teheran-Pomeranz-Vizcaino	9/1	W, 9-6	Foltynewicz-Cozart-Johnson

Blue for Home Games

# SAN FRANCISCO GIANTS

87-75 (2ND NL WEST)



AT&T Park  
24 Willie Mays Plaza  
San Francisco, CA 94107  
(415) 972-2000  
sfgiants.com

BRUCE BOCHY  
MANAGER



EVP of Baseball Operations ..... Brian Sabean  
Traveling Secretary ..... Bret Alexander  
Sr. Director, Media Relations ..... Matt Chisholm  
Media Relations Manager ..... Liam Connolly

## ALL-TIME VS. GIANTS

Record (since 1900) ..... 940-1,127-18  
Record (Atlanta Era) ..... 326-336-1  
Record in Atlanta ..... 180-151-1  
Record on road (since 1900) ..... 429-611-8  
Record on road (Atlanta Era) ..... 146-185

Last Braves 2-game sweep ..... 9/15-16/97  
Last Braves 3-game sweep ..... 4/22-24/11  
Last Braves 4-game sweep ..... 6/21-23/60

Last Giants 2-game sweep ..... 9/16-17-91  
Last Giants 3-game sweep ..... 5/2-4/14  
Last Giants 4-game sweep ..... 7/29-31/88

## 2016 RESULTS - GIANTS 4, BRAVES 3

Date	Result	Win-Loss-Save	Date	Result	Win-Loss-Save
5/30	W, 5-3	Foltynewicz-Samardzija-None	8/26	L, 7-0	Samardzija-De La Cruz-None
5/31	L, 4-0	Peavy-Wisler-None	8/27	W, 3-1	Foltynewicz-Suarez-Johnson
6/1	W, 5-4 (11)	Withrow-Law-None	8/28	L, 13-4	Bumgarner-Blair-None
6/2	L, 6-0	Bumgarner-Blair-None			

Blue for Home Games

# WASHINGTON NATIONALS

95-67 (1ST NL EAST)



Nationals Park  
1500 South Capitol Street, SE  
Washington, DC 20003-1507  
(202) 640-7000  
nationals.com

DUSTY BAKER  
MANAGER



President, Baseball Operations/GM ..... Mike Rizzo  
VP, Clubhouse Operations & Team Travel ... Rob McDonald  
Sr. Director, Baseball Communications ..... Amanda Comack  
Sr. Manager, Baseball Communications ..... Kyle Brostowitz

## ALL-TIME VS. NATIONALS

Record ..... 347-330  
Record in Atlanta ..... 185-153  
Record on road ..... 162-177

Last Braves 2-game sweep ..... 8/11-12/09  
Last Braves 3-game sweep ..... 4/11-13/14  
Last Braves 4-game sweep ..... None

Last Nationals 2-game sweep .. 4/29-30/08  
Last Nationals 3-game sweep ..... 9/5-7/16  
Last Nationals 4-game sweep ..... 4/11-14/16

## 2016 RESULTS - NATIONALS 15, BRAVES 4

Date	Result	Win-Loss-Save	Date	Result	Win-Loss-Save	Date	Result	Win-Loss-Save
4/4	L, 4-3 (10)	Treinen-O'Flaherty-Papelbon	8/12	W, 8-5	Foltynewicz-Strasburg-Johnson	9/5	L, 6-4	Scherzer-Weber-None
4/6	L, 3-1	Strasburg-Norris-Papelbon	8/13	L, 7-6	Lopez-Whalen-Melancon	9/6	L, 9-6	Glover-Ramirez-Melancon
4/11	L, 6-4	Scherzer-Norris-Papelbon	8/14	L, 9-1	Roark-Jenkins-None	9/7	L, 5-4 (11)	Latos-Bradley-None
4/12	L, 2-1	Treinen-Johnson-Rivero	8/18	L, 8-3	Lopez-Whalen-None	9/16	L, 7-2	Scherzer-Gant-None
4/13	L, 3-0	Roark-Wisler-Papelbon	8/19	L, 7-6	Glover-Johnson-Melancon	9/17	W, 7-3	Collmenter-Gonzalez-None
4/14	L, 6-2	Strasburg-Teheran-None	8/20	L, 11-9	Scherzer-Jenkins-Melancon	9/18	W, 6-2 (7)	Wisler-Ross-None
			8/21	W, 7-6 (10)	Ramirez-Kelley-None			

Blue for Home Games


# BALTIMORE ORIOLES

89-73 (2ND AL EAST)



Oriole Park at Camden Yards  
333 West Camden Street  
Baltimore, MD 21201  
(410) 547-6150  
orioles.com

BUCK SHOWALTER  
MANAGER



EVP, Baseball Operations ..... Dan Duquette  
Director, Team Travel..... Kevin Buck  
Director, Public Relations.....Kristen Hudak  
Manager, Media Relations..... Jim Misudek

## ALL-TIME VS. ORIOLES

Record.....	20-19	Last Braves 2-game sweep .....	None	Last Orioles 2-game sweep.....	None
Record in Atlanta .....	12-12	Last Braves 3-game sweep .....	6/24-26/05	Last Orioles 3-game sweep.....	7/27-29/15
Record on road.....	8-7	Last Braves 4-game sweep .....	None	Last Orioles 4-game sweep.....	None

# BOSTON RED SOX

93-69 (1ST AL EAST)



Fenway Park  
4 Yawkey Way  
Boston, MA 02215-3496  
(617) 226-6000  
redsox.com

JOHN FARRELL  
MANAGER



President, Baseball Operations ..... Dave Dombrowski  
Senior Director, Team Travel ..... Jack McCormick  
Senior Director, Media Relations..... Kevin Gregg  
Senior Manager, Media Relations..... Abby DeCiccio

## ALL-TIME VS. RED SOX

Record.....	31-35	Last Braves 2-game sweep .....	None	Last Red Sox 2-game sweep.....	4/25-26/16
Record in Atlanta .....	13-20	Last Braves 3-game sweep .....	6/28-30/02	Last Red Sox 3-game sweep.....	6/16-18/06
Record on road.....	18-15	Last Braves 4-game sweep .....	None	Last Red Sox 4-game sweep.....	None

## 2016 RESULTS - RED SOX 3, BRAVES 1

Date	Result	Win-Loss-Save	Date	Result	Win-Loss-Save
4/25	L, 1-0	Porcello-Teheran-Kimbrel	4/27	L, 9-4	Wright-Norris-None
4/26	L, 11-4	Price-Wisler-None	4/28	W, 5-3	Chacin-Buchholz-Vizcaino

Blue for Home Games

FRONT OFFICE  
MANAGER & STAFF  
PLAYER BIOS  
SEASON IN REVIEW  
PLAYER DEVELOPMENT  
BRAVES HISTORY  
OPPONENTS  
MISCELLANEOUS

# CHICAGO WHITE SOX

78-84 [4TH AL CENTRAL]



U.S. Cellular Field  
333 W. 35th Street  
Chicago, IL 60616  
(312) 674-1000  
whitesox.com

SVP/General Manager .....Rick Hahn  
Director of Team Travel.....Ed Cassin  
SVP, Communications .....Scott Reifort  
Senior Director, Media Relations.....Bob Beghtol



**RICK RENTERIA**  
MANAGER

## ALL-TIME VS. WHITE SOX

Record.....	7-8	Last Braves 2-game sweep .....	None	Last White Sox 2-game sweep .....	None
Record in Atlanta .....	3-0	Last Braves 3-game sweep .....	6/21-23/02	Last White Sox 3-game sweep...	6/22-24/10
Record on road .....	4-8	Last Braves 4-game sweep .....	None	Last White Sox 4-game sweep .....	None

## 2016 RESULTS - BRAVES 2, WHITE SOX 1

Date	Result	Win-Loss-Save
7/8	W, 11-8	Wisler-Sale-None
7/9	L, 5-4	Quintana-Teheran-Jones
7/10	W, 2-0	Foltynewicz-Shields-Johnson

Blue for Home Games

# CLEVELAND INDIANS

94-67 [1ST AL CENTRAL]



Progressive Field  
2401 Ontario Street  
Cleveland, OH 44115  
(216) 420-4200  
indians.com

President, Baseball Operations.....Chris Antonetti  
General Manager.....Mike Chernoff  
Director of Team Travel.....Mike Seghi  
Director, Baseball Information.....Bart Swain



**TERRY FRANCONA**  
MANAGER

## ALL-TIME VS. INDIANS

Record.....	6-5	Last Braves 2-game sweep .....	None	Last Indians 2-game sweep .....	None
Record in Atlanta .....	4-5	Last Braves 3-game sweep .....	8/27-29/13	Last Indians 3-game sweep .....	6/15-17/16
Record on road .....	2-1	Last Braves 4-game sweep .....	None	Last Indians 4-game sweep .....	None

## 2016 RESULTS - INDIANS 3, BRAVES 0

Date	Result	Win-Loss-Save
6/27	L, 8-3	Bauer-Jenkins-None
6/28	L, 5-3	Kluber-Vizcaino-Allen
6/29	L, 3-0	Salazar-De La Cruz-Allen

Blue for Home Games



# DETROIT TIGERS

86-75 (2ND AL CENTRAL)



Comerica Park  
2100 Woodward Avenue  
Detroit, MI 48201  
(313) 471-2000  
tigers.com

**BRAD AUSMUS**  
MANAGER



EVP, Baseball Operations/GM.....Al Avila  
Director, Team Travel.....Brian Britten  
Director, Baseball Media Relations .....Aileen Villarreal  
Manager, Baseball Media Relations .....Chad Crunk

## ALL-TIME VS. TIGERS

Record.....	8-13	Last Braves 2-game sweep .....	None	Last Tigers 2-game sweep .....	None
Record in Atlanta .....	7-8	Last Braves 3-game sweep .....	None	Last Tigers 3-game sweep .....	4/26-28/13
Record on road .....	1-5	Last Braves 4-game sweep .....	None	Last Tigers 4-game sweep .....	None

## 2016 RESULTS - BRAVES 2, TIGERS 1

Date	Result	Win-Loss-Save
9/30	L, 6-2	Norris-Wisler-None
10/1	W, 4-2	Blair-Zimmerman-Johnson
10/2	W, 1-0	Teheran-Verlander-Johnson

Blue for Home Games

# HOUSTON ASTROS

84-78 (3RD AL WEST)



Minute Maid Park  
501 Crawford Street  
Houston, TX 77002  
(713) 259-8000  
astros.com

**A.J. HINCH**  
MANAGER



General Manager.....Jeff Luhnow  
Manager of Team Operations.....Derek Vigeo  
Vice President, Media Relations.....Gene Dias  
Media Relations Manager.....Steve Grande

## ALL-TIME VS. ASTROS

Record.....	381-322-1	Last Braves 2-game sweep .....	5/16-17/11	Last Astros 2-game sweep .....	4/17-18/90
Record (Atlanta Era).....	337-294-1	Last Braves 3-game sweep .....	4/30-5/2/10	Last Astros 3-game sweep .....	6/2-4/95
Record in Atlanta .....	173-134-1	Last Braves 4-game sweep .....	5/5-8/05	Last Astros 4-game sweep .....	8/2-5/90
Record on road .....	186-174				
Record on road (Atlanta Era) .....	164-160				

# KANSAS CITY ROYALS

81-81 (3RD AL CENTRAL)



Kauffman Stadium  
One Royal Way  
Kansas City, MO 64129  
(816) 921-8000  
royals.com

NED YOST  
MANAGER



SVP Baseball Operations/GM.....Dayton Moore  
Sr. Director, Team Travel/CH Operations...Jeff Davenport  
VP Communications & Broadcasting.....Mike Swanson  
Assistant Director, Media Relations.....Mike Cummings

## ALL-TIME VS. ROYALS

Record.....	7-6	Last Braves 2-game sweep .....	None	Last Royals 2-game sweep .....	None
Record in Atlanta .....	5-3	Last Braves 3-game sweep .....	6/18-20/10	Last Royals 3-game sweep.....	None
Record on road .....	2-3	Last Braves 4-game sweep .....	None	Last Royals 4-game sweep .....	None

## 2016 RESULTS - ROYALS 2, BRAVES 1

Date	Result	Win-Loss-Save
5/13	5-1	Volquez-Teheran-None
5/14	W, 5-0	Foltynewicz-Gee-None
5/15	L, 4-2 (13)	Wang-O'Flaherty-None

Blue for Home Games

# LOS ANGELES ANGELS OF ANAHEIM

74-88 (4TH AL WEST)



Angel Stadium of Anaheim  
2000 E. Gene Autry Way  
Anaheim, CA 92806  
(714) 940-2000  
angelsbaseball.com

MIKE SCIOSCIA  
MANAGER



General Manager.....Billy Eppler  
Traveling Secretary.....Tom Taylor  
Vice President, Communications ..... Tim Mead || Director, Communications ..... | Eric Kay |

## ALL-TIME VS. ANGELS

Record.....	6-6	Last Braves 2-game sweep .....	None	Last Angels 2-game sweep.....	None
Record in Atlanta .....	3-3	Last Braves 3-game sweep .....	None	Last Angels 3-game sweep .....	None
Record on road .....	3-3	Last Braves 4-game sweep .....	None	Last Angels 4-game sweep .....	None

# MINNESOTA TWINS

59-103 (5TH AL CENTRAL)



Target Field  
1 Twins Way  
Minneapolis, MN 55403  
(612) 659-3400  
twinsbaseball.com

EVP, Chief Baseball Officer ..... Derek Falvey  
Director, Team Travel.....Mike Herman  
Senior Director, Communications.....Dustin Morse  
Senior Manager, Communications.....Mitch Hestad



**PAUL MOLITOR**  
MANAGER

## ALL-TIME VS. TWINS

Record.....	9-7	Last Braves 2-game sweep .....	8/16-17/16	Last Twins 2-game sweep.....	8/16-17/16
Record in Atlanta .....	3-2	Last Braves 3-game sweep .....	5/20-22/13	Last Twins 3-game sweep.....	6/12-14/07
Record on road.....	6-5	Last Braves 4-game sweep .....	None	Last Twins 4-game sweep.....	None

## 2016 RESULTS - BRAVES 2, TWINS 2

Date	Result	Win-Loss-Save
7/26	W, 2-0	Harrell-Santana-Johnson
7/27	W, 9-7	Foltynewicz-Duffy-Johnson
8/16	L, 4-2	Santana-De La Cruz-Kintzler
8/17	L, 10-3	Gibson-Foltynewicz-None

Blue for Home Games

# NEW YORK YANKEES

84-78 (4TH AL EAST)



Yankee Stadium  
One East 161st Street  
Bronx, NY 10451  
(718) 293-4300  
yankees.com

SVP/General Manager ..... Brian Cashman  
Director, Team Travel/Player Services.....Ben Tuliebitz  
Exec. Director, Communications/Media Rel.....Jason Zillo  
Asst. Director, Baseball Information..... Michael Margolis



**JOE GIRARDI**  
MANAGER

## ALL-TIME VS. YANKEES

Record.....	12-19	Last Braves 2-game sweep .....	None	Last Yankees 2-game sweep .....	None
Record in Atlanta .....	2-12	Last Braves 3-game sweep .....	None	Last Yankees 3-game sweep .....	8/28-30/15
Record on road.....	10-7	Last Braves 4-game sweep .....	None	Last Yankees 4-game sweep .....	None

# OAKLAND ATHLETICS

69-93 (5TH AL WEST)



O.co Coliseum  
7000 Coliseum Way  
Oakland, CA 94621  
(510) 638-4900  
oaklandathletics.com

EVP, Baseball Operations ..... Billy Beane  
General Manager ..... David Forst  
Traveling Secretary ..... Mickey Morabito  
Media Relations Manager ..... Zak Basch



**BOB MELVIN**  
MANAGER

## ALL-TIME VS. ATHLETICS

Record .....	8-4	Last Braves 2-game sweep .....	None	Last Athletics 2-game sweep .....	None
Record in Atlanta .....	6-3	Last Braves 3-game sweep .....	8/15-17/14	Last Athletics 3-game sweep .....	None
Record on road .....	2-1	Last Braves 4-game sweep .....	None	Last Athletics 4-game sweep .....	None

# SEATTLE MARINERS

86-76 (2ND AL WEST)



SAFECO Field  
1250 First Avenue South  
Seattle, WA 98134  
(206) 346-4000  
mariners.com

EVP and GM of Baseball Operations ..... Jerry DiPoto  
Director, Team Travel ..... Ron Spelley  
Sr. Director of Baseball Information ..... Tim Hevly



**SCOTT SERVAIS**  
MANAGER

## ALL-TIME VS. MARINERS

Record .....	6-7	Last Braves 2-game sweep .....	None	Last Mariners 2-game sweep .....	8/5-6/14
Record in Atlanta .....	2-3	Last Braves 3-game sweep .....	6/27-29/11	Last Mariners 3-game sweep .....	None
Record on road .....	4-4	Last Braves 4-game sweep .....	None	Last Mariners 4-game sweep .....	None

# TAMPA BAY RAYS

68-94 (5TH AL EAST)



Tropicana Field  
One Tropicana Drive  
St. Petersburg, FL 33705  
(727) 825-3242  
raysbaseball.com



**KEVIN CASH**  
MANAGER

President, Baseball Operations .....Matthew Silverman  
Director, Team Travel.....Chris Westmoreland  
Senior Director, Communications..... Dave Haller

## ALL-TIME VS. RAYS

Record.....	18-10	Last Braves 2-game sweep .....	None	Last Rays 2-game sweep .....	8/11-12/15
Record in Atlanta .....	7-4	Last Braves 3-game sweep .....	6/7-9/99	Last Rays 3-game sweep .....	None
Record on road .....	11-6	Last Braves 4-game sweep .....	None	Last Rays 4-game sweep .....	None

# TEXAS RANGERS

95-67 (1ST AL WEST)



Globe Life Park in Arlington  
1000 Ballpark Way, Suite 400  
Arlington, TX 76011  
(817) 273-5222  
texasrangers.com



**JEFF BANNISTER**  
MANAGER

President of Baseball Operations/GM.....Jon Daniels  
Director of Travel ..... Josh Shelton || EVP, Communications ..... | John Blake |
| Senior Director, Media Relations..... | Rich Rice |

## ALL-TIME VS. RANGERS

Record.....	9-9	Last Braves 2-game sweep .....	None	Last Rangers 2-game sweep.....	None
Record in Atlanta .....	4-2	Last Braves 3-game sweep .....	6/3-5/03	Last Rangers 3-game sweep.....	9/12-14/14
Record on road .....	5-7	Last Braves 4-game sweep .....	None	Last Rangers 4-game sweep.....	None



# TORONTO BLUE JAYS

89-73 (3RD AL EAST)



Rogers Centre  
1 Blue Jays Way, Suite 3200  
Toronto, Ontario M5V 1J1  
(416) 341-1000  
bluejays.com

JOHN GIBBONS  
MANAGER



EVP, Baseball Operations & GM ..... Ross Atkins  
Director, Team Travel..... Mike Shaw  
VP, Baseball Media ..... Jay Stenhouse  
Manager, Baseball Information..... Mal Romanin

## ALL-TIME VS. BLUE JAYS

Record.....	20-20	Last Braves 2-game sweep .....	None	Last Blue Jays 2-game sweep.....	None
Record in Atlanta .....	13-10	Last Braves 3-game sweep .....	6/20-22/11	Last Blue Jays 3-game sweep... 6/20-22/06	
Record on road.....	7-10	Last Braves 4-game sweep .....	None	Last Blue Jays 4-game sweep.....	None

## MLB.COM'S 2017 TOP 10 BRAVES PROSPECTS

No.	Player (age entering 2017 season)	Position	2016 Club(s)
No. 1	Dansby Swanson (23)	Shortstop	Atlanta/Mississippi/Carolina
No. 2	Ozzie Albies (20)	Infielder	Gwinnett/Mississippi
No. 3	Kevin Maitan (17)	Infielder	2017 Will Be First Professional Season
No. 4	Kolby Allard (19)	Left-Handed Pitcher	Rome/Danville
No. 5	Mike Soroka (19)	Right-Handed Pitcher	Rome
No. 6	Sean Newcomb (23)	Left-Handed Pitcher	Mississippi
No. 7	Ian Anderson (18)	Right-Handed Pitcher	Danville/Gulf Coast League
No. 8	Ronald Acuna (19)	Outfielder	Rome/Gulf Coast League
No. 9	Max Fried (23)	Left-Handed Pitcher	Rome
No. 10	Travis Demeritte (22)	Infielder	High Desert/Carolina

## BASEBALL AMERICA'S 2017 TOP 10 BRAVES PROSPECTS

No.	Player (age entering 2017 season)	Position	2016 Club(s)
No. 1	Dansby Swanson (23)	Shortstop	Atlanta/Mississippi/Carolina
No. 2	Ozzie Albies (20)	Infielder	Gwinnett/Mississippi
No. 3	Kolby Allard (19)	Left-Handed Pitcher	Rome/Danville
No. 4	Mike Soroka (19)	Right-Handed Pitcher	Rome
No. 5	Ian Anderson (18)	Right-Handed Pitcher	Danville/Gulf Coast League
No. 6	Ronald Acuna (19)	Outfielder	Rome/Gulf Coast League
No. 7	Kevin Maitan (17)	Infielder	2017 Will Be First Professional Season
No. 8	Sean Newcomb (23)	Left-Handed Pitcher	Mississippi
No. 9	Patrick Weigel (22)	Right-Handed Pitcher	Mississippi/Rome
No. 10	Max Fried (23)	Left-Handed Pitcher	Rome



**MISCELLANEOUS INFORMATION**

# 2017 BRAVES MEDIA RELATIONS STAFF

## **BRAD HAINJE** Senior Director, Media Relations

- In his 14th season with the Braves, Hainje serves as the club's primary contact for all baseball operations media requests, including spring training and on team road trips.
- He oversees all player and coaching staff interviews and appearances, press credentials and press box operations.
- He manages the publishing and distribution of the club's annual media guide, daily press notes and all baseball-related press releases and press conferences.
- Hainje joined the Atlanta front office in February 2004 after spending six seasons (1998-2003) in the St. Louis Cardinals Media Relations Department.
- He also spent two years (1993-95) as a Sports Information Assistant at his alma mater, Purdue University, and three years (1995-98) as Assistant Sports Information Director at Southwest Missouri State University (now Missouri State)...While at SMS, he won several national awards from the College Sports Information Directors of America (CoSIDA) for his publications.
- Brad, 47, was born in Lafayette, Ind., and graduated from Logansport (Ind.) High School...He graduated from Purdue in 1992 with a degree in communication.
- He and his wife Michele have three children, Jack, Grace and Amelia, and reside in Marietta.



## **ADRIENNE MIDGLEY** Senior Manager, Media Relations

- In her 14th season with the Braves and her eighth in her current role, Midgley is responsible for coordinating player requests and interviews, and serves as a primary media contact on team road trips.
- She is also a main contributor and editor of the club's annual media guide and daily game notes, while assisting with coordinating press conferences.
- Midgley began with the Braves as a public relations trainee in 2004 and was hired full time in December 2005.
- Prior to joining the Braves, she worked for the Los Angeles Dodgers organization in Vero Beach, Fla., where she was the spring training intern and then continued as the administrative assistant with the Single-A Vero Beach Dodgers.
- She worked at the National Baseball Hall of Fame in Cooperstown, NY, in 2003.
- Originally from Pittsburgh, Pa., she earned her master's degree in sport administration from Georgia State University, and her bachelor's degree in sports management from Methodist College in Fayetteville, NC, where she was a member of the softball team.
- Adrienne and her husband Richard have two daughters, Olivia and Ava, and reside in Powder Springs.



## JONATHAN KERBER **Senior Coordinator, Media Relations**

- In his third season with the Braves, Kerber's main responsibilities include writing and editing the organization's annual media guide and daily pre- and post-game notes package, along with serving as a club liaison for the media on road trips.
- He also assists with the operation of the press box at SunTrust Park on game days.
- Kerber joined the organization in April of 2015 after seven years (2008-2015) with the New York Mets media relations department.
- He worked on the national desk of the Associated Press sports department in New York City from 2005-08.
- Kerber began his professional career in 2004 with the Single-A New Jersey Cardinals.
- A native of Bloomfield, NJ, Jonathan graduated from Muhlenberg College with a degree in history and currently resides in Smyrna.



## JARED BURLEYSON **Coordinator, Media Relations**

- In his fifth season with the Braves and his second as the media relations coordinator, Burleyson is responsible for all credential requests, while contributing to the club's media guide and daily game notes.
- He also assists in gameday press box operations and the compilation of post-game notes, and helps coordinate player interviews...He also serves as a team representative during spring training.
- Burleyson began with the organization as the publications trainee in 2013, before serving as the media relations trainee in 2014 and the media relations assistant in 2015.
- Originally from Mt. Pleasant, NC, he graduated with a bachelor's degree in exercise and sport science from the University of North Carolina in December 2012.
- While at UNC, Burleyson worked in the athletic communications office for two years, serving as a student assistant for all baseball, football and men's basketball games, as well as women's tennis matches.
- He served as an operations intern for the Thomasville HiToms of the Coastal Plain League for the 2011 season.
- Jared, 27, resides in Atlanta.



## FRANCO GARCÍA **Spanish Interpreter, Media Relations**

- In his sixth season with the Braves and his second in his current role, García is primarily responsible for facilitating interviews, press conferences and public appearances by interpreting and translating for Spanish-speaking players.
- He also translates content for the organization, contributes to the annual media guide, manages the @LosBravos twitter account and assists with the daily operations of the Media Relations department.
- García began with the Braves in 2012 as a Promotions Gameday Staff Member and was hired full time as a Guest Services Coordinator in December 2013 after his trainee year.
- Originally from San Juan, Puerto Rico, Franco graduated from Belmont Abbey College with a degree in sports management and currently resides in Atlanta.





# 2017 BRAVES PUBLIC RELATIONS STAFF

## BETH MARSHALL Senior Director of Public Relations

- Marshall joined the Braves Public Relations Department as a senior advisor in August 2004 and was named senior director of public relations prior to the 2015 season.
- She manages all aspects of the Braves corporate communications, primarily focused on the Braves new ballpark, SunTrust Park and the adjoining mixed-use development, The Battery Atlanta.
- She also oversees media outreach for Braves community affairs and sales and marketing while managing publications and is the liaison between MLB and the Braves broadcasting partners.
- Marshall has also worked in public relations for the PBA Tour, WNBA, Planet Hollywood and its sports arm, Official All Star Cafe, Trump Plaza Hotel and Casino and the Philadelphia 76ers.
- She graduated with a degree in public relations from Harcum College outside of Philadelphia.
- A native of Haverford, Pa., Beth lives in Atlanta with her husband Corey.



## KELLY BARNES Public Relations Manager

- Barnes joined the Braves Public Relations Department as a manager in October 2014.
- She oversees off-the-field communications for the Braves, including media outreach for community affairs events, game entertainment, marketing and more.
- She also assists with Braves publications and publicity efforts for SunTrust Park.
- Barnes most recently served as a Communications Manager for the PGA TOUR, and prior to that worked in communications for the World Golf Hall of Fame.
- She graduated from Fairfield University with a degree in marketing and competed on their Division I Varsity Lacrosse team.
- A native of Jenkintown, Pa., Kelly lives in Atlanta.



## BBWAA ATLANTA CHAPTER

### 2017 OFFICERS

Charles Odum, AP, chairman  
Mark Bowman, MLB.com, vice chairman  
Guy Curtright, Sports Xchange, secretary-treasurer

### GOLD CARD MEMBERS

Chris Barr, Paul Bodi, Roy Exum, Mike Fish, Bob Hille, Garry D. Howard, Buck Johnson, Marc Lancaster, Terence Moore, Carl Moritz, Tom Saladino, Willie Smith, Tom Stinson, Carroll Rogers Walton, Jack Wilkerson, Bill Zack

### ACTIVE MEMBERS

Mark Bowman, MLB.com  
Mark Bradley, Atlanta Journal-Constitution  
David Cameron, FanGraphs.com  
J.J. Cooper, Baseball America  
Michael Cunningham, Atlanta Journal-Constitution  
Guy Curtright, Sports Xchange  
Zach Dillard, FoxSports.com  
Ryan Fagan, Sporting News  
Jason Foster, Sporting News  
Ray Glier, at-large  
Steve Hummer, Atlanta Journal-Constitution  
John Manuel, Baseball America  
Cory McCartney, FoxSports.com  
Justin McGuire, at-large  
Paul Newberry, Associated Press  
David O'Brien, Atlanta Journal-Constitution  
Charles Odum, Associated Press  
Jeff Schultz, Atlanta Journal-Constitution



# 2017 BRAVES RADIO BROADCASTERS

The Atlanta Braves, WCNN 680 the Fan, All News 106.7, the Atlanta Braves flagship rightsholders, will carry all 162 regular season games and all Spring Training games. The Braves Radio Network includes approximately 150 affiliates across the Southeast, the largest radio affiliate in all major league sports.

## JIM POWELL **Braves Radio Team**



- The 2017 Major League Baseball season marks Powell's 24th as a Major League broadcaster and his ninth year in the Atlanta Braves radio booth working alongside Hall of Fame pitcher Don Sutton.
- He spent the previous 13 seasons as a member of the Milwaukee Brewers broadcast team, teaming with another Hall of Famer, Bob Uecker, longer than any other broadcaster.
- Powell joined the Brewers in 1996 and was named the 1998 Wisconsin Sportscaster of the Year... In addition to his radio duties, he spent time as a member of the Brewers television team during the 1999 and 2000 seasons.
- He began his Major League broadcasting career with the Minnesota Twins in a reserve role in 1993 and 1994....Prior to this, he accumulated extensive experience at the minor-league level, serving as play-by-play announcer for the Charlotte Knights (1990-91, 1995) and the Columbia Mets (1987-89, 1993-94).
- Powell has also worked at the collegiate level, taking on play-by-play duties for the University of South Carolina baseball program in 1989 and 1994, as well as the University of Georgia baseball team in 1985 and 1986.
- Before going into baseball full-time, Powell received national exposure through play-by-play for CBS Radio for several college football games, including the 1997 Sun Bowl...He also worked on Host Communications telecasts, calling University of South Carolina football action in 2000.
- He served as the color analyst for the South Carolina football and basketball programs from 1993-95 and hosted the coaches' shows for those two sports on television...He also did play-by-play for Davidson College basketball in 1990.
- Powell started his broadcasting career with an internship in the newsroom and sports office at WGST-AM while he was in high school.
- He then worked at WRFC in Athens while attending the University of Georgia, followed by positions in Columbia, South Carolina, with WOLO-TV and then WVOC radio.
- In 1991, Powell was hired by WSB-AM to work weekends, where he covered the Braves, Georgia Bulldogs and Atlanta Falcons for two years.
- Both he and his wife Emmy are active members of their community, serving on the Board of Directors for the Child Abuse Prevention Fund for several years...He spends his winters coaching youth basketball and is also an avid tennis player.
- A native of Roswell, Ga., Powell attended the University of Georgia as a National Merit Scholar.
- Jim and Emmy, also a Georgia native, have three daughters, Allie, who attends the University of Georgia, Sabrina and Julia.

## DON SUTTON **Braves Radio Team**



- Hall of Fame pitcher Don Sutton returned to the Braves broadcast team in 2009 after a two-year stint with the Washington Nationals television broadcast team.
- He previously spent 18 years, beginning in 1989, broadcasting Braves games...Joined Turner Sports as a broadcaster for Braves telecasts on TBS after a stellar playing career that spanned 23 seasons.
- He has served as a course reporter on TBS's professional golf coverage, working the Hawaiian Open, PGA Championship and PGA Grand Slam of Golf, as well as TNT's coverage of the Sarazen World Open Championship.
- His network broadcasting experience includes pre- and post-game analysis for NBC's 1987 League Championship series coverage.
- His Major League Baseball pitching career was highlighted by 324 wins with the Los Angeles Dodgers, Houston Astros, Milwaukee Brewers and California Angels...He spent 15 seasons with the Dodgers, beginning in 1966.
- Sutton joined the Astros as a free agent in 1981 and was traded to Milwaukee in August 1982, where he pitched three seasons before being traded to Oakland in December 1984.
- He was traded to California in September 1985 and retired in January 1988.
- He appeared in more than 774 games, finishing with 178 complete games.
- His career-high totals included 21 wins (1976), 293 innings pitched (1969), 41 games (1969), 2.21 ERA (1980 - led NL), 40 starts (1974), 217 strikeouts (1969) and 18 complete games (1972), all with the Dodgers.
- Sutton ranks seventh on baseball's all-time strikeout list with 3,574.
- He went 4-1 with a 2.02 ERA in seven League Championship Series games, and 2-3 with a 5.26 ERA in eight World Series games...In the 1974 postseason, he was 3-0 with a 1.50 ERA and 25 strikeouts in four games.
- He also posted a 1-0 record in four All-Star appearances without allowing a run.
- He was Elected to the National Baseball Hall of Fame in 1998.
- Sutton was named N.L. Rookie-of-the-Year by Sporting News in 1966, and was named the Texas League Player-of-the-Year in 1965 at Albuquerque.
- Born in Clio, Ala., Don and his wife Mary reside in Sandy Springs...Their daughter Jacqueline is a freshman at the University of Alabama...Don has two other adult children, Daron and Staci.

## TOM GLAVINE **Special Assistant to the Braves**



- A 2014 Hall of Fame inductee, Glavine was named special assistant to Braves Vice Chairman John Schuerholz in February 2010.
- He assists with various baseball and business projects while also working on special assignments for the Braves baseball operations department.
- He serves as an occasional guest for the Braves Radio Network Pre-Game Show, and as a guest analyst for select games on the Braves Radio Network...Additionally, he works as a guest analyst for Sunday home games televised by Fox Sports South.
- A two-time N.L. Cy Young Award winner (1991 & 1998) and a 10-time N.L. All-Star, Glavine owns a 305-203 career record and 3.54 ERA in 682 games.
- He helped Atlanta to five World Series appearances and was named the Most Valuable Player of the 1995 World Series, when the Braves defeated the Cleveland Indians.
- He was selected by the Braves in the second round of the 1984 draft, made his big-league debut in 1987. A five-time 20-game winner, Glavine joined the 300-win club with a 8-3 victory over the Cubs on August 5, 2007, at Wrigley Field.
- He was inducted into the Braves Hall of Fame in 2010.
- Tom and his wife Christine reside in Alpharetta, Ga., with their daughter, Amber Nicole, and four sons, Jonathan, Peyton Thomas, Mason Riley and Kieran Patrick.

# 2017 BRAVES FOX SPORTS SOUTH BROADCASTERS

The Atlanta Braves, FOX Sports South, and FOX Sports Southeast will team up in 2017 to bring Braves fans the best and most comprehensive sports television broadcasting in Major League Baseball. FOX Sports South and FOX Sports Southeast, the largest regional sports network, reach seven Southeastern states and have broadcast Braves regular-season and Spring Training games the past 23 seasons.

## CHIP CARAY **FOX Sports South & FOX Sports Southeast**

- Caray is in his eighth season as the play-by-play announcer for Braves games on FOX Sports South and FOX Sports Southeast.
- He previously spent five seasons (2005-09) as the play-by-play voice of TBS's Major League Baseball coverage and Braves' broadcasts on Peachtree TV.
- He served as the play-by-play announcer for seven seasons (1998-2004) for Chicago Cubs games on WGN, winning the 2004 Illinois Sportscaster of the Year award
- Caray spent one season as the radio play-by-play announcer for Minnesota's Orlando (AA) affiliate in 1990, two years (1991-92) broadcasting the Atlanta Braves and three campaigns (1993-95) with the Seattle Mariners.
- He worked five years (1996-2000) as a member of the Fox Network's Saturday baseball coverage, including three years as a studio host.
- He is the third generation of Carays to serve as a play-by-play announcer, after his father Skip and grandfather Harry, who was the play-by-play voice of the Cubs from 1982 to 1997...A member of the Hall of Fame, Harry spent 53 seasons as a major league broadcaster... On May 13, 1991, the three generations of Carays worked together on a Chicago Cubs/Atlanta Braves game.
- Chip's broadcast career also includes nine seasons as the television play-by-play voice of the NBA's Orlando Magic and stints calling both University of Florida and Florida State University football and basketball games for the Sunshine Network.
- Caray graduated from the U. of Georgia in 1987, beginning his career with weekend TV sports anchor stints in Panama City, Fla., and Greensboro, NC.
- Chip and his wife Susan have four children: Summerlyn, Christopher, Stefan and Tristan.



## JOE SIMPSON **FOX Sports South & FOX Sports Southeast**

- Simpson is in his 26th season as a Braves broadcaster, while 2017 marks his 11th season calling games on FOX Sports South and FOX Sports Southeast.
- He played professionally for 11 seasons, beginning in 1973 when he was drafted by the Los Angeles Dodgers in the third round.
- He joined the Seattle Mariners in 1979 before being traded to the Kansas City Royals in 1983... An outfielder and first baseman throughout his professional career, he retired from the California Angels organization following the 1984 season.
- He had his best season in 1979, when he hit .283 in 120 games for the Mariners.
- Simpson worked as an analyst on Seattle Mariners telecasts for five years before joining Turner Sports in 1992.
- Named "Georgia Sports Broadcaster of the Year" in 1995.
- A native of Purcell, Okla., he was an All-American outfielder and first baseman at the University of Oklahoma.
- Joe and his wife Kathy live in Marietta, Ga...They have two children, Meg and Gabe.



# 2017 ATLANTA BRAVES RADIO AFFILIATES

## GEORGIA

**Adairsville**  
W269CC-FM 101.7

**Albany**  
WGPC-AM 1450

**Americus**  
WISK-FM 98.7

**Athens**  
WRFC-AM 960

**Atlanta**  
WCNN-AM 680  
W229AG-FM 93.7  
WYAY-FM 106.7

**Augusta**  
WRDW-AM 1630

**Blairsville**  
W267BC-FM 101.3

**Brunswick-Saint Simons**  
WSFN-AM 790  
W279BC-FM 103.7

**Calhoun**  
WJTH-AM 900

**Carrollton**  
WLB-AM 1330  
WBTR-FM 92.1

**Cartersville**  
WBHF-AM 1450  
W262CD-FM 100.3

**Claxton**  
WCLA-AM 1470  
W229AJ-FM 93.7

**Columbus**  
WLTC-HD2 105.5

**Cornelia**  
WCON-AM 1450

**Cornelia-NE Georgia**  
WCON-FM 99.3

**Dalton**  
WBLJ-AM 1230  
WYU-FM 104.5

**Donalsonville-Bainbridge**  
WGMK-FM 106.3

**Dublin**  
W271CI-FM 102.1

**Ellijay**  
WLJA-FM 101.1  
WPGY-AM 1580

**Fort Valley**  
WXKO-AM 1150

**Gainesville**  
WGGA-AM 1240

**Greensboro**  
WDDK-FM 103.9

**Griffin**  
WKEU-AM 1450

**Hazlehurst**  
WHJD-AM 920  
W290BR-FM 105.9

**Hiawassee**  
WJUL-AM 1230  
W249DB-FM 97.7

**Jesup**  
WLOP-AM 1370  
WIFO-FM 105.5

**La Grange**  
WTRP-AM 620

**Louisville**  
WPEH-AM 1420  
WPEH-FM 92.1

**Macon**  
W226BZ-FM 93.1

**Milledgeville**  
WMVG-AM 1450  
WKZR-FM 102.3

**Monroe**  
WKUN-AM 1490

**Moultrie**  
WMTM-AM 1300  
W286BO-FM 105.1

**Pelham-Camilla**  
WQLI-FM 92.3

**Rome**  
WLAQ-AM 1410

**Sandersville**  
WSNT-AM 1490  
WSNT-FM 99.9

**Savannah**  
WSEG-AM 1400  
W282AR-FM 104.3

**Swainsboro**  
WJAT-AM 800  
W259AK-FM 99.7

**Thomaston**  
WTGA-AM 1590  
WTGA-FM 101.1

**Thomasville**  
WPAX-AM 1240  
W279BD-FM 103.7

**Trenton**  
WKWN-AM 1420  
W291CF-FM 106.1

**Valdosta**  
WJEM-AM 1150  
WJEM-FM 96.1

**Vidalia**  
WVOP-AM 970  
WYUM-FM 101.7

**Warner Robins**  
W258AP-FM 99.5

**Waycross**  
WFNS-AM 1350

**West Point**  
WRLA-AM 1490

**Winder**  
WJBB-AM 1300  
W296CX-FM 107.1

## FLORIDA

**Crestview**  
WJSB-AM 1050

**Fort Walton Beach**  
WAAZ-FM 104.7

**Pensacola**  
WBSR-AM 1450  
W266AL-FM 101.1

## MISSISSIPPI

**Hattiesburg**  
WHSY 950

## ALABAMA

**Auburn**  
WAUD-AM 1230

**Birmingham**  
W256CD-FM 99.1

**Brewton**  
WKNU-FM 106.3

**Bridgeport**  
WVOV-AM 1480

**Centre**  
WEIS-AM 990

**Centre-Collinsville**  
W263BW-FM 100.5

**Cullman**  
WKUL-FM 92.1

**Florence**  
WYTK-FM 93.9

**Foley**  
WHEP-AM 1310

**Foley**  
W223AX-FM 92.5

**Guntersville-Albertville**  
WTWX-FM 95.9

**Huntsville**  
WUMP-AM 730

**Madison**  
WUMP-FM 103.9

**Montgomery**  
WMSP-AM 740  
WNZZ-AM 950

**Oxford-Anniston**  
WVOK-AM 1580

**Scottsboro**  
WWIC-AM 1050

**Thomasville**  
WJDB-AM 630

## KENTUCKY

**Greenville-Central City**  
WNTC 103.9

## NORTH CAROLINA

**Asheville**  
WISE 1310

**Fayetteville**  
WAZZ 1490  
W232CI 94.3

**Gastonia**  
WGNC 1450  
W266DC-FM 101.1

**Lincolnton-Maiden**  
WLON 1050

**Murphy**  
WCVP 600  
WCNG 102.7

**Rutherfordton**  
WCAB 590

**Shelby**  
WOHS 1390

**Sylva-Cullowhee**  
WRGC 540

## SOUTH CAROLINA

**Camden**  
WCAM 1590

**Camden-Lugoff**  
WPUB 102.7

**Charleston**  
WQNT 1450

**Charleston-Georgetown**  
WWIK 98.9

**Columbia**  
WISW 1320

**Florence**  
WVFN-FM 100.1

**Manning**  
WYMB-AM 920

**Union**  
WBCU-AM 1460  
W278BE-FM 103.5

**Woodruff**  
WQUL-AM 1510  
W240BO-FM 95.9

## TENNESSEE

**Chattanooga**  
WALV-FM 105.1

**Clarksville**  
WJZM-AM 1400

**Cleveland**  
WCLE-AM 1570  
WCLE-FM 104.1

**Cookeville**  
WPTN-AM 780  
W291CA-FM 106.1

**Erwin**  
WEMB-AM 1420

**Lenoir City-Farragut**  
WLIL-AM 730

**Lewisburg**  
WJJM-AM 1490

**Manchester**  
WMSR-AM 1320  
W300BL-FM 107.9

**Martin-Dresden**  
WCDZ-FM 95.1

**Murfreesboro-Smyrna**  
WGNS-AM 1450  
W263AI-FM 100.5  
W270AF-FM 101.9

**Nashville-Brentwood**  
WNSR-AM 560

**N'ville-Brentwood-Franklin**  
W240CA-FM 95.9

**Newport**  
WLIK-AM 1270

## VIRGINIA

**Roanoke**  
WFJX-AM 910

# RULES OF INTEREST

**PLAYER LIMITS:** Forty until Opening Day, when the number of players must be reduced to 25 until Sept. 1, when it becomes 40 again.

**DETERMINING BATTING AVERAGE:** Divide the number of at-bats into the number of hits.

**DETERMINING EARNED RUN AVERAGE:** Multiply the number of earned runs by nine, divide the total by the number of innings pitched.

**DETERMINING ON-BASE PERCENTAGE:** Add the total of hits, walks and hit by pitches and divide by the total of at-bats, walks, hit by pitches and sacrifice flies.

**DETERMINING SLUGGING PERCENTAGE:** Divide the total bases of all hits by the total times at-bat (at-bats do not include walks, sacrifices, hit by pitches, or times awarded first base because of interference or obstruction).

**DETERMINING FIELDING AVERAGE:** Divide the total putouts and assists by the total of putouts, assists and errors.

**DETERMINING WINNING PERCENTAGE:** Divide the number of games won by the total games won and lost.

**DETERMINING THE MAGIC NUMBER:** Determine the number of games yet to be played, add one, then subtract the number of games ahead in the loss column of the standings of the closest opponent.

**CONSECUTIVE GAME HITTING STREAKS:** A consecutive-game hitting streak shall not be terminated if all the player's plate appearances (one or more) result in a base on balls, hit batsman, defensive interference or a sacrifice bunt. The streak shall terminate if the player has a sacrifice fly and no hit.

**CONSECUTIVE GAME PLAYING STREAK:** A consecutive-game playing streak shall be extended if the player plays one half-inning on defense, or if he completes a time at bat by reaching base or being put out.

**QUALIFYING MARKS:** To qualify for the batting championship, a player must have a minimum of 502 plate appearances. To qualify for Earned Run Average leadership, a pitcher must have at least 162 IP.

**DOCTORED BAT:** If a filled or "doctored" bat is used, the player is to be ejected from the game and suspended three days. Any balls hit by an illegal bat do not count. If the umpire sees the illegal bat before it is used, he issues a warning, but there is no penalty.

**RELIEF PITCHERS' SAVE RULE:** A pitcher is credited with a save when he meets all three of the following conditions; 1) He's the finishing pitcher in a game won by his club, and 2) he's not the winning pitcher, and 3) he qualifies under one of the following conditions: a) he enters the game with a lead of no more than three runs and pitches for at least one inning, or b) he enters the game with the potential tying run either on base, at bat or on deck, or c) he pitches effectively for at least three innings.

**MAJOR LEAGUE SERVICE:** A full year of service in the Major Leagues is 172 days.

**ROOKIE RULE:** Not more than 130 at-bats or 50 innings pitched in the Major Leagues during a previous season or seasons, nor more than 45 days on a Major League roster during the 25-player limit (excluding time in military service or on the disabled list.)

**DAY / NIGHT GAME:** Any game scheduled to start after 5:00 p.m. will be considered a night game. If a game is scheduled to start at or before 5:00 p.m. and is delayed by rain or for any other reason it shall still be considered a day game. However, both games of a two-night doubleheader shall be considered night games. When afternoon and night games are played on the same day and separate admissions are charged, they will be counted as one day game and one night game and will not be considered as a doubleheader.

## DISABLED LISTS

**10-DAY DISABLED LIST:** Minimum period of inactivity is 10 days. There is no limit on the number of players that may be placed on this list.

**7-DAY DISABLED LIST:** Introduced in the 2011 season, the 7-day disabled list was created specifically for players with concussion symptoms. A 7-day DL stint cannot be backdated by more than five days.

**60-DAY DISABLED LIST:** The minimum period of inactivity is sixty (60) days. Players on or transferred to this list after August 1 shall remain there for the balance of the regular season and post-season. This list may be used only when a club is at the maximum limit of forty (40) players.



# REGULATION GAME

**REGULATION GAME:** A regulation game consists of nine innings unless extended because of a tie score or shortened because 1) the home team needs none of its half of the ninth or only part of it; or 2) because the umpire-in-chief calls the game after five completed innings. A regulation game may be less than five innings if the home team is ahead after the top of the fifth, or takes the lead or ties the score while at bat in the fifth.

**TIE GAME:** A regulation game that is called by the umpire-in-chief when both teams have the same number of runs is a tie game. Individual player performances are official and are entered in the records, but the game does not count in the league standings and may be re-scheduled at a later date.

**SUSPENDED GAME:** A game becomes a suspended game if it is terminated for any of the following reasons: 1) a curfew imposed by law; 2) a time limit permissible under league rules; 3) light failure or malfunction of a mechanical field device under control of the home club (including automatic tarpaulin or water removal equipment); 4) darkness because of any law, the lights may not be turned on. No game called because of a curfew or a time limit shall be a suspended game unless it has progressed far enough to have been a regulation game (see above). A game called under provision 3 or 4 shall be a suspended game at any time after it starts. Since 1980, if weather forces the termination of a legal game while an inning is in process, it will become a suspended game if either of the following two conditions exists: 1) the visiting team has scored one or more runs to tie the game and the home team has not scored, or 2) the visiting team has scored one or more runs to take the lead and the home team has not tied the score or taken the lead. If a legal game is tied when called because of weather and neither situation listed above prevails, it is a tie game and must be replayed in its entirety. Suspended games shall be resumed at the exact point of suspension of the original game. A game called at the END of a completed inning AFTER NINE INNINGS for any reason shall be a SUSPENDED game. This rule became effective in 1969.

## MEDIA INFORMATION

**MEDIA CREDENTIALS:** Credentials will be issued only to legitimate news gathering agencies that have contacted the Media Relations Department at least 24 hours in advance of their assignment. In accordance with Major League Baseball policy, only requests submitted through <https://credentials.mlb.com> will be considered. Identification will be required before credentials can be distributed. Credentials may be picked up at the Media Window located at the Delta/Infiniti entrance, 3rd base gate of SunTrust Park. Both the Media Window and Entrance open four hours prior to the game. Credentials are not issued to anyone under 18 years of age. Any party abusing this policy will forfeit their credential and all privileges.

**MEDIA PARKING:** Parking for the media is available in the Boy Scout Lot #15. The entrance to the Media Lot is located off Circle 75 Parkway.

**MEDIA ENTRANCE:** The Media Entrance to SunTrust Park is located at the Delta/Infiniti entrance, 3rd base gate. To obtain admittance to the ballpark, members of the media must show one of the following: a Major League Baseball Working Pass, BBWAA card or an Atlanta Braves season/daily credential.

**PRESS BOX:** The SunTrust Park Press Box is located on the Upper Level. Live shots and still photographs are prohibited from the Press Box area. Proper credentials are required for admittance.

**CLUBHOUSES:** Per MLB policy, both clubhouses open 3-1/2 hours prior to game time. Each clubhouse closes to the media when that team takes to the field for batting practice. Following the game, the clubhouses re-open to the media within 10 minutes after the last out. Proper credentials must be displayed to access either clubhouse. The clubhouses are limited to credentialed working media only. Still photographers are not permitted in the clubhouse without special permission.

**FIELD:** Enter the field via the Field Access corridor off the main tunnel between the Braves and Visitors clubhouses. The field and dugout areas must be cleared one hour prior to first pitch. Pre-game broadcast interviews and live shots must be done on the warning track or in the dugout. Post-game live shots can be done from the warning track after the teams have left the field.

**PHOTO AREAS:** A limited number of still photographer field level positions are available, subject to team discretion.

**BROADCAST BOOTHS:** Located in the Press Box. There are seven broadcast booths: Booth 1 (Home TV), Booth 2 (Home Radio), Booth 3 (Visiting TV), Booth 4 (Visiting Radio), Booth 5 (Reserved), Booth 6 (Reserved), Booth 7 (Reserved). To obtain use of a reserved booth, please contact Brad Hainje or Beth Marshall in the Public Relations department.

# 2017 SPRING TRAINING INFORMATION

## REPORT DATES

### MAJOR LEAGUE REPORTING DATES

Pitchers and catchers report on February 14, with the first workout on February 15. Balance of the team reports February 17, with the first full-squad workout slated for February 18.

### MINOR LEAGUE REPORTING DATES

Pitchers and catchers report to Kissimmee on March 4, with position players arriving on March 9. The first workout is March 11.

## COMPLEX

### **CHAMPION STADIUM**

Constructed: 1997  
Capacity: 9,500  
Dimensions: 340 - 400 - 330

## OFFICE HEADQUARTERS

### **CHAMPION STADIUM**

700 Victory Way  
Kissimmee, FL 34747

### **MAILING ADDRESS**

P.O. Box 470517  
Celebration, FL 34747  
General Office:  
(407) 939-2200  
Media Relations Office:  
(407) 939-2245

## HOTEL HEADQUARTERS

Orlando World Center Marriott  
World Center Drive  
Orlando, FL 32821  
Ph: (407) 239-4200  
Fax: (407) 238-8777

## PRESS BOX PHONE

(407) 939-2287 or 939-2288

## TICKET PRICES

Lower Level Seats:  
\$44-\$57  
Bleacher Reserved and  
Upper Level Seats:  
\$26-\$41  
Lawn Seats:  
\$18-\$26  
General Admission Berm Seats:  
\$15-\$20

## PRE-GAME TIMINGS

### **AFTERNOON GAMES (1:05 STARTS):**

Braves BP: 10:10-11:10 AM  
Visitors BP: 11:10-12:10 PM

### **NIGHT GAMES (6:05 STARTS):**

Braves BP: 3:10-4:10 PM  
Visitors BP: 4:10-5:10 PM

## BRAVES SPRING TRAINING SITES

1901.....Norfolk, VA	1916-18.....Miami, FL	1945.....Washington, D.C.
1902-04.....Thomasville, GA	1919-20.....Columbus, GA	1946-47.....Ft. Lauderdale, FL
1905.....Charleston, SC	1921.....Galveston, TX	1948-61.....Bradenton, FL
1906.....Jacksonville, FL	1922-37.....St. Petersburg, FL	1962.....Palmetto, FL
1907.....Thomasville, GA	1938-40.....Bradenton, FL	1963-1997.....West Palm Beach, FL
1908-12.....Augusta, GA	1941.....San Antonio, TX	1998-Pres.....Kissimmee, FL
1913.....Athens, GA	1942.....Sanford, FL	
1914-15.....Macon, Ga	1943-44.....Wallingford, CT	



Champion Stadium at the ESPN Wide World of Sports Complex in Lake Buena Vista, Fla.

# 2017 SPRING TRAINING SCHEDULE

Date	Opponent/Site	Radio/TV	Time
<b>Saturday, 2/25</b>	<b>Toronto Blue Jays @ Disney</b>	<b>R</b>	<b>1:05</b>
<b>Sunday, 2/26</b>	<b>Houston Astros @ Disney</b>	<b>R</b>	<b>1:05</b>
Monday, 2/27	Detroit Tigers @ Lakeland	R	1:05
<b>Tuesday, 2/28</b>	<b>St. Louis Cardinals @ Disney</b>	<b>R</b>	<b>1:05</b>
Wednesday, 3/1	New York Yankees @ Tampa	R	6:05
Thursday, 3/2	St. Louis Cardinals @ Jupiter	R	1:10
<b>Friday, 3/3</b>	<b>Boston Red Sox @ Disney</b>	<b>R</b>	<b>1:05</b>
<b>Saturday, 3/4</b>	<b>Miami Marlins @ Disney (SS)</b>	<b>R</b>	<b>1:05</b>
	Philadelphia Phillies @ Clearwater (SS)		1:05
Sunday, 3/5	Boston Red Sox @ Ft. Myers	R	1:05
Monday, 3/6	OFF DAY		
Tuesday, 3/7	Pittsburgh Pirates @ Bradenton	R	1:05
<b>Wednesday, 3/8</b>	<b>Philadelphia Phillies @ Disney</b>	<b>R</b>	<b>1:05</b>
<b>Thursday, 3/9</b>	<b>New York Yankees @ Disney</b>	<b>R</b>	<b>1:05</b>
<b>Friday, 3/10</b>	<b>New York Mets @ Disney</b>	<b>R</b>	<b>1:05</b>
Saturday, 3/11	St. Louis Cardinals @ Jupiter	R/S	1:05
Sunday, 3/12	New York Yankees @ Tampa	R	1:05
<b>Monday, 3/13</b>	<b>Pittsburgh Pirates @ Disney</b>	<b>R</b>	<b>1:05</b>
Tuesday, 3/14	Philadelphia Phillies @ Clearwater	R	1:05
Wednesday, 3/15	Detroit Tigers @ Lakeland	R	1:05
<b>Thursday, 3/16</b>	<b>Detroit Tigers @ Disney</b>	<b>R</b>	<b>1:05</b>
Friday, 3/17	Houston Astros @ West Palm Beach	R	1:05
<b>Saturday, 3/18</b>	<b>Detroit Tigers @ Disney</b>	<b>R</b>	<b>1:05</b>
<b>Sunday, 3/19</b>	<b>St. Louis Cardinals @ Disney</b>	<b>R/S</b>	<b>1:05</b>
<b>Monday, 3/20</b>	<b>Miami Marlins @ Disney</b>	<b>R</b>	<b>1:05</b>
Tuesday, 3/21	Nationals @ West Palm Beach	R	1:05
Wednesday, 3/22	OFF DAY		
<b>Thursday, 3/23</b>	<b>Detroit Tigers @ Disney</b>	<b>R/S</b>	<b>6:05</b>
Friday, 3/24	Detroit Tigers @ Lakeland	R/F	1:05
<b>Saturday, 3/25</b>	<b>New York Mets @ Disney</b>	<b>R/S</b>	<b>1:05</b>
Sunday, 3/26	New York Mets @ Port St. Lucie	R	1:10
<b>Monday, 3/27</b>	<b>Detroit Tigers @ Disney</b>	<b>R/S</b>	<b>6:05</b>
<b>Tuesday, 3/28</b>	<b>Baltimore Orioles @ Disney</b>	<b>R</b>	<b>1:05</b>
<b>Wednesday, 3/29</b>	<b>New York Mets @ Disney</b>	<b>R</b>	<b>1:05</b>
Thursday, 3/30	Workout at SunTrust Park		
<b>Friday, 3/31</b>	<b>New York Yankees @ SunTrust Park</b>	<b>R/F</b>	<b>7:35</b>

(R) 680 The Fan, 93.7, 1230 AM or 1340 AM  
(F) Fox Sports South ; (S) Fox Sports Southeast  
Home Games in Bold; All times are Eastern and are subject to change.

# 2016 SPRING TRAINING RESULTS

Date	Opponent	Result	Winning Pitcher	Losing Pitcher	Save	Record	Att.
3/1	vs. BAL	T, 4-4, (10)	---	---	---	0-0-1	4,655
3/2	at BAL	W, 11-4	Blair	Jimenez	None	1-0-1	5,984
3/3	vs. DET	L, 8-2	Norris	Newcomb	None	1-1-1	5,618
3/4	at PHI	L, 12-11	Ramos	Hursh	None	1-2-1	6,152
3/5	vs. PIT	L, 9-6	Brault	Weber	Williams	1-3-1	6,287
3/6	at NYM	L, 7-5	Gilmartin	Kendrick	Reed	1-4-1	7,129
3/7	at TOR	L, 3-1	Dickey	Ogando	Osuna	1-5-1	4,389
3/8	vs. NYM	W, 5-4	Peterson	Thornton	None	2-5-1	6,029
3/9	at HOU	L, 9-5	Neshek	Volstad	None	2-6-1	3,038
3/10	at MIA	W, 5-2	Norris	Nicolino	Holmberg	3-6-1	3,242
3/11	vs. PHI (SS)	L, 9-2	Buchanan	Kendrick	None	3-7-1	6,520
	at STL (SS)	L, 4-3	Aquino	Jenkins	Tuivailala	3-8-1	7,111
3/12	vs. WSH	L, 11-1	Roark	Banuelos	None	3-9-1	9,029
3/13	at HOU	L, 7-6	Wooten	Cotts	Gustave	3-10-1	4,657
3/14	vs. TB	W, 5-0	Teheran	Archer	Torres, C	4-10-1	5,345
3/15	at DET	L, 10-6	Verlander	Norris	None	4-11-1	7,247
3/16	vs. STL	T, 8-8	---	---	---	4-11-2	7,967
3/17	vs. HOU (SS)	L, 5-3	Harris	Johnson	Ballew	4-12-2	4,475
	at WSH (SS)	L, 9-7	Papelbon	Weber	None	4-13-2	4,957
3/18	vs. MIA	W, 6-5	Krol	Rienzo	None	5-13-2	5,751
3/19	at NYY	L, 3-2	Pineda	Teheran	Yates	5-14-2	10,972
3/20	vs. DET	L, 8-2	Greene	Norris	None	5-15-2	8,574
3/21	at PIT	W, 7-3	Chacin	Liriano	None	6-15-2	4,874
3/22	at HOU	L, 8-7	Harris	Ramirez	Peacock	6-16-2	3,855
3/24	vs. PHI	PPD	---	---	---	6-16-2	---
3/25	vs. HOU (SS)	T, 1-1 (7)	---	---	---	6-16-3	5,341
	at DET (SS)	PPD	---	---	---	6-16-3	---
3/26	vs. NYM	T, 3-3 (10)	---	---	---	6-16-4	8,690
3/27	at WSH	L, 7-2	Gonzalez	Chacin	None	6-17-4	5,440
3/28	vs. HOU	L, 12-9	Rodriguez	Ramirez	Guduan	6-18-4	5,679
3/29	at BAL	T, 4-4, (10)	---	---	---	6-18-5	6,575
3/30	vs. NYY	L, 2-0	Betances	Ogando	Yates	6-19-5	8,971
3/31	at BAL	L, 6-1	Gallardo	Norris	None	6-20-5	5,441
4/1	vs. TB	T, 2-2	---	---	---	6-20-6	4,769
4/2	vs. DET	PPD	---	---	---	6-20-6	---

Home games in bold

## SPRING TRAINING RESULTS

Year	Record	Year	Record	Year	Record
1966	.....13-13	1986	.....18-11	2005	.....12-15-1
1967	.....12-13	1987	.....16-14	2006	.....11-18-3
1968	.....13-11	1988	.....8-21	2007	.....18-12-2
1969	.....11-12	1989	.....16-12	2008	.....15-15-2
1970	.....15-17	1990	.....7-7	2009	.....21-12
1971	.....13-14	1991	.....15-12	2010	.....17-12-1
1972	.....8-12	1992	.....10-19	2011	.....17-13-4
1973	.....4-18-1	1993	.....17-11-2	2012	.....10-18-5
1974	.....10-11-1	1994	.....20-9	2013	.....20-15
1975	.....9-19	1995*	.....14-13	2014	.....12-18-3
1976	.....16-14	1995	.....3-8	2015	.....15-17-2
1977	.....8-8-1	1996	.....16-10-1	2016	.....6-20-6
1978	.....14-11	1997	.....10-18		
1979	.....16-10	1998	.....13-17-1		
1980	.....10-9	1999	.....17-13		
1981	.....15-15	2000	.....14-17		
1982	.....18-7	2001	.....12-13-3		
1983	.....13-15	2002	.....15-14-2		
1984	.....13-13	2003	.....17-12-2		
1985	.....18-11	2004	.....14-17		

\* Spring Training 1

# 2016 SPRING TRAINING STATS

## BATTING

BATTER	AVG	G	AB	R	H	2B	3B	HR	RBI	HBP	BB	SO	SB	E
Albies	.371	16	35	8	13	1	0	1	5	0	3	7	2	2
Astudillo	.438	10	16	2	7	2	0	0	2	0	0	1	0	0
Aybar	.279	20	61	3	17	5	1	0	4	1	2	7	2	2
Beckham	.357	16	42	9	15	3	0	1	4	0	7	5	1	1
Bonifacio	.255	23	51	8	13	2	1	1	5	1	4	17	0	1
Bourn	.240	18	50	7	12	0	2	0	5	0	4	12	0	1
Brignac	.286	21	35	3	10	3	0	1	8	0	6	11	0	0
Camargo	.333	3	9	1	3	1	0	0	0	0	0	1	0	1
Castro	.333	9	12	2	4	1	0	0	1	0	2	2	0	1
Curcio	---	1	0	0	0	0	0	0	0	0	0	0	0	0
d'Arnaud	.063	13	16	1	1	1	0	0	1	0	1	3	0	1
Davidson	.000	1	3	0	0	0	0	0	0	0	0	2	0	0
Edgerton	.000	1	1	0	0	0	0	0	0	0	0	0	0	0
Flowers	.238	14	42	3	10	2	0	1	6	2	2	9	0	0
Franco	.500	2	2	1	1	0	0	0	1	0	0	1	0	0
Francoeur	.310	22	58	10	18	3	0	1	5	1	4	9	0	0
Freeman	.211	18	38	8	8	2	0	4	9	0	14	11	0	1
Freiman	.120	13	25	3	3	0	0	1	3	2	3	8	0	0
Garcia	.288	21	52	7	15	6	0	1	4	0	2	5	0	1
Godfrey	.000	1	1	0	0	0	0	0	0	0	0	1	0	0
Hyams	.500	2	2	0	1	0	0	0	0	0	0	0	0	0
Inciarte	.327	17	52	8	17	4	1	0	6	0	1	9	2	0
K.Johnson	.263	17	38	5	10	2	1	0	3	0	9	6	1	1
Kang	.000	6	4	1	0	0	0	0	0	0	0	1	0	0
Kazmar	.364	7	11	0	4	0	0	0	0	0	0	1	0	0
Kennelly	.500	1	2	1	1	0	0	0	3	0	1	0	0	0
Kleinknecht	.250	3	4	1	1	0	0	0	0	0	0	1	0	0
Lalli	.333	13	24	1	8	0	0	0	2	0	0	3	0	0
Landoni	.333	5	6	0	2	1	0	0	0	0	0	1	0	0
Lara	.000	1	1	0	0	0	0	0	0	0	0	0	0	0
Lavarney	.214	13	28	1	6	1	0	1	4	0	1	5	0	1
Lien	.444	5	9	2	4	1	1	0	0	0	1	2	0	0
Lipka	.000	4	3	0	0	0	0	0	0	0	0	1	0	0
Markakis	.182	16	44	5	8	0	0	1	3	0	2	9	0	0
Martinez	.000	2	2	0	0	0	0	0	0	0	0	2	0	0
Meneses	.000	2	2	0	0	0	0	0	0	0	0	2	0	0
Moore	.000	3	10	0	0	0	0	0	2	0	0	3	0	0
Murphy	.000	1	1	0	0	0	0	0	0	0	0	1	0	0
Mustelier	.000	2	1	0	0	0	0	0	0	0	0	1	0	0
Odom	.333	3	3	0	1	1	0	0	1	0	0	1	0	0
Olivera	.393	22	61	8	24	6	0	0	12	0	2	6	0	0
Du.Peterson	.200	3	5	2	1	0	0	0	1	0	1	1	0	0
J.Peterson	.245	22	49	7	12	3	1	0	11	1	9	9	2	2
Pierzynski	.273	12	33	1	9	1	0	0	5	0	0	2	0	1
S.Rodriguez	.000	1	1	0	0	0	0	0	0	0	0	0	0	0
Rohm	---	1	0	0	0	0	0	0	0	0	0	0	0	0
Ruiz	.286	7	14	2	4	1	0	0	1	0	1	6	0	2
Schlehuber	.250	5	4	1	1	0	0	0	0	0	0	1	0	0
Schrader	.200	5	5	0	1	1	0	0	1	0	0	1	0	0
Smith	.346	15	26	8	9	3	3	1	5	0	2	7	2	0
Snyder	.400	4	5	1	2	1	0	0	0	0	0	0	0	0
Stubbs	.000	2	5	0	0	0	0	0	0	0	1	0	0	0
Swanson	.300	16	30	6	9	3	1	0	3	0	1	5	0	1
Swisher	.238	17	42	3	10	3	0	0	4	0	8	8	0	1
Toscano	.200	3	5	0	1	0	0	0	1	0	0	2	0	0
Tuiasosopo	.214	6	14	2	3	0	0	0	1	0	3	6	0	1
TEAM	.271	32	1109	142	301	64	12	15	133	8	99	218	12	24
OPPONENTS	.286	32	1111	189	318	69	7	35	175	15	110	227	31	17



## PITCHING

PITCHER	W	L	ERA	G	GS	CG	SHO	SV	IP	H	R	ER	BB	SO
Banuelos	0	1	12.15	3	1	0	0	0	6.2	12	9	9	5	5
Biddle	0	0	---	0	0	0	0	0	0.0	0	0	0	0	0
Bird	0	0	0.00	1	0	0	0	0	0.1	0	0	0	0	0
Blair	1	0	8.00	4	2	0	0	0	9.0	11	8	8	3	6
Burawa	0	0	18.00	2	0	0	0	0	2.0	5	4	4	1	1
Cabrera	0	0	12.00	3	0	0	0	0	3.0	5	4	4	1	4
Cervenka	0	0	1.80	7	0	0	0	0	5.0	3	2	1	1	5
Chacin	1	1	3.00	6	5	0	0	0	21.0	28	10	7	8	16
Cunniff	0	0	0.00	2	0	0	0	0	1.1	1	0	0	0	3
De La Cruz	0	0	5.40	3	0	0	0	0	1.2	1	1	1	0	2
Ellis	0	0	6.75	3	0	0	0	0	4.0	4	3	3	3	0
Foltynewicz	0	0	8.31	3	3	0	0	0	8.2	9	9	8	2	8
Gant	0	0	3.18	5	0	0	0	0	11.1	10	4	4	2	10
Grilli	0	0	6.75	4	0	0	0	0	4.0	4	3	3	2	5
Holmberg	0	0	3.00	2	0	0	0	1	3.0	4	1	1	0	1
Hursh	0	1	10.80	4	0	0	0	0	3.1	9	4	4	0	3
Janas	0	0	0.00	1	0	0	0	0	0.1	1	0	0	0	0
Jenkins	0	1	3.86	2	0	0	0	0	2.1	2	1	1	2	4
J.Johnson	0	1	5.00	9	0	0	0	0	9.0	11	5	5	3	7
Johnson-Mullins	0	0	0.00	1	0	0	0	0	0.1	1	0	0	2	1
C.Kelly	0	0	6.75	2	0	0	0	0	4.0	8	3	3	0	3
R.Kelly	0	0	0.00	1	0	0	0	0	1.0	1	0	0	0	0
Kendrick	0	2	22.09	2	2	0	0	0	3.2	14	10	9	3	1
Kinman	0	0	0.00	4	0	0	0	0	4.0	2	0	0	0	2
Krol	1	0	12.71	7	0	0	0	0	5.2	9	9	8	4	3
Marksberry	0	0	8.10	4	0	0	0	0	3.1	3	3	3	1	4
Mateo	0	0	54.00	1	0	0	0	0	0.1	1	2	2	1	1
McKirahan	0	0	---	1	0	0	0	0	0.0	0	0	0	0	0
Newcomb	0	1	32.40	2	1	0	0	0	1.2	5	6	6	6	1
Norris	1	3	6.46	6	6	0	0	0	23.2	30	18	17	6	21
O'Flaherty	0	0	0.00	1	0	0	0	0	1.0	2	0	0	0	0
Ogando	0	2	3.52	8	0	0	0	0	7.2	8	3	3	3	6
Perez	0	0	3.27	5	2	0	0	0	11.0	10	4	4	3	9
Da.Peterson	1	0	0.00	2	0	0	0	0	1.1	0	0	0	0	1
Ramirez	0	2	4.09	11	0	0	0	0	11.0	11	5	5	5	10
P.Rodriguez	0	0	---	0	0	0	0	0	0.0	0	0	0	0	0
Rutckyj	0	0	0.00	4	0	0	0	0	3.0	1	1	0	5	2
Simmons	0	0	---	0	0	0	0	0	0.0	0	0	0	0	0
Sims	0	0	16.20	3	1	0	0	0	5.0	8	9	9	5	6
Teheran	1	1	2.01	5	5	0	0	0	22.1	19	5	5	2	11
Texeira	0	0	0.00	3	0	0	0	0	3.0	3	0	0	0	3
Thurman	0	0	0.00	1	0	0	0	0	1.0	0	0	0	0	0
A.Torres	0	0	4.50	7	0	0	0	0	8.0	6	5	4	5	7
C.Torres	0	0	4.00	8	0	0	0	1	9.0	7	5	4	5	6
Vizcaino	0	0	0.00	7	0	0	0	0	7.0	4	0	0	3	11
Volstad	0	1	27.00	2	0	0	0	0	2.2	8	10	8	3	1
Weber	0	2	7.11	4	0	0	0	0	6.1	11	10	5	2	2
Winkler	0	0	2.45	9	0	0	0	0	11.0	8	3	3	0	17
Wister	0	0	3.95	4	4	0	0	0	13.2	9	6	6	6	10
Withrow	0	0	3.86	3	0	0	0	0	2.1	4	1	1	3	2
Wooten	0	1	7.36	5	0	0	0	0	3.2	5	3	3	3	4
Younginer	0	0	0.00	3	0	0	0	0	3.1	0	0	0	1	2
TEAM	6	20	5.54	32	32	0	1	2	278.0	318	189	171	110	227
OPPONENTS	20	6	4.25	32	32	0	1	10	286.0	301	142	135	99	218

FRONT OFFICE

MANAGER &amp; STAFF

PLAYER BIOS

SEASON IN REVIEW

PLAYER DEVELOPMENT

BRAVES HISTORY

OPPONENTS

MISCELLANEOUS

# MAJOR LEAGUE BASEBALL ★ IMPORTANT DATES

THESE DATES WILL BE USED UNLESS OTHERWISE NOTIFIED



## JANUARY

- 13 Salary arbitration exchange date
- 30 Through Feb. 17- Salary Arbitration Hearings

## FEBRUARY

- 14 The mandatory date on which pitchers and catchers who are on a Federation Team's roster for the 2017 World Baseball Classic must report to Spring Training; and  
The voluntary date on which all other pitchers, catchers and injured players on a Major League roster may be invited to attend Spring Training workouts  
First date Players may be placed on the 60-Day Disabled List
- 15 All Outright Waivers in effect expire at 5:00pm ET
- 16 New waiver period begins
- 17 The mandatory date on which all remaining position players on a Federation Team's roster for the 2017 World Baseball Classic must report to Spring Training; and  
The voluntary date on which all remaining position players on a Major League roster may be invited to attend Spring Training workouts
- 18 First date weekend waivers will be processed; continues through end of season (except April 1 & 2)
- 22 The mandatory date by which players who are not participating in the 2017 World Baseball Classic must report to Spring Training
- 24 Anticipated start of Spring Training games among Major League Clubs

## MARCH

- 2 First date to renew Major League contracts
- 8 First date Clubs may ask waivers on selected Rule 5 or draft-excluded players
- 11 Last date to renew Major League contracts
- 13 First date Clubs may assign selected Rule 5 or draft-excluded players
- 15 Last date to request UR Waivers and owe 30 days' termination pay (before 2:00pm ET)
- 16 UR Waivers requested today (until 2:00pm ET on March 29) Club will owe player 45 days' termination pay
- 17 Last date to assign an injured player to a Minor League Club, if permissible
- 23 Last date a XX(B) player signed to a Minor League contract qualifies for a Retention Bonus
- 28 Last date to select or release a XX(B) "Retention Bonus" player before a bonus obligation
- 29 Last date to request UR Waivers and owe 45 days' termination pay (before 2:00pm ET)
- 30 The earliest date that a Club may backdate a placement on the 10-day Disabled List

## APRIL

- 1-2 No waivers processed this weekend
- 2 Official opening of 2017 season - rosters reduced to 25  
First date that assignable draft selections may be traded (through 5:00pm ET on June 12)
- 9 First date 10-day Disabled List players may be reinstated, if permissible
- 12 First date optioned players may be recalled, if permissible

## MAY

- 1 Waivers secured on or after February 16th expire at 5:00pm ET
- 2 New waiver period begins
- 15 International player registration deadline  
Earliest date Clubs may re-sign Major League players they released after August 31, 2016

## JUNE

- 1 XX(B) "Retention Bonus" player may require release if not added to 25-man roster
- 5 Start of Closed Period – First-Year Player Draft
- 12-14 2017 First-Year Player Draft
- 15 End of 2016 - 2017 international signing period
- 16 First date Clubs may trade a XX(B) player without his consent
- 21 Release of the 2017 - 2018 signing period registration list

## JULY

- 2 Beginning of 2017 - 2018 international signing period
- 7 Signing deadline for Rule 4 drafted players – 5:00pm ET
- 11 All-Star Game at Marlins Park, Miami, FL
- 20 Forfeited Pick Lottery, if necessary
- 31 Trade deadline – 4:00pm ET  
Waivers secured on or after May 2, 2017 expire at 5:00pm ET

## AUGUST

- 1 New waiver period begins – Trade Waivers now required
- 15 Last date to select player to avoid draft-excluded status
- 29 Unconditional Release Waivers must be requested by 2:00pm ET to avoid May 15, 2018 signing restriction
- 31 Post-season eligibility lists are established by 11:59pm ET  
Secured Outright Waivers expire by 11:59pm ET

## SEPTEMBER

- 1 Active Major League player limit increased from 25 to 40  
New Outright Waiver period – secured waivers are good for seven days
- 24 Last day to trade any player until end of championship season

## OCTOBER

- 1 Last scheduled day of the 2017 championship season  
Last date that assignable draft selections may be traded (until start of 2018 season)  
Last weekend date waivers will be processed until next Spring Training
  - 2 All players on optional assignment must be recalled  
All players on the 7-day and the 10-day Disabled Lists must be reinstated  
First date players may be traded between Major League Clubs without waivers  
Injured players now may be assigned to Minor Leagues until November 20, 2017, if permissible  
(unless play-in game necessary)
  - 2-15 Article XX(D) Free Agency period
- ### DATES BASED ON END OF WORLD SERIES
- 1st Day After Eligible XX(B) players become free agents at 9:00am ET
  - 4th Day After Last date to request waivers on draft-excluded players until spring
  - 5th Day After Last date to reinstate players from the 60-day Disabled List  
Last date to outright potential Minor League free agent without Major League contract, if permissible  
Last date for former Club to tender qualifying offer to XX(B) players  
XX(B) free agents may sign with any Club at 5:00pm ET  
Minor League players become free agents at 5:00pm ET, if applicable
  - 15th Day After Last date for XX(B) player to accept qualifying offer from former Club

## NOVEMBER

- 10 Outright Waivers secured on or after September 1 expire at 5:00pm ET
- 11 New waiver period begins
- 16 Last date to ask Outright Waivers on an injured player, if permissible
- 20 Last date to outright an injured player to the Minor Leagues, per Article XIX(C)  
Reserve lists for all Major and Minor League levels filed, by 8:00pm ET

## DECEMBER

- 1 Tender deadline
- 7 Last date to request Outright Waivers to assign player prior to Rule 5 Draft
- 11 Last date to outright a player prior to the Rule 5 Draft
- 14 Major League Rule 5 Draft - Winter Meetings, Orlando, FL



# SUNTRUST PARK



# 2017 SCHEDULE

## APRIL

S	M	T	W	T	F	S
					31 NY 7:35 FSSO EXHIBITION	1
2	3 NYM 1:10 FSSE	4	5 NYM 7:10 FSSO	6 NYM 7:10 FSSE	7 PIT 1:05 FSSO	8 PIT 7:05 FSSE
9 PIT 1:35 FSSO	10	11 MIA 7:10 FSSO	12 MIA 7:10 FSSO	13	14 SD 7:35 FSSE	15 SD 7:10 FS1
16 SD 1:35 FSSO	17 SD 7:35 FSSO	18 WSH 7:35 FSSO	19 WSH 7:35 FSSO	20 WSH 7:35 FSSO	21 PHI 7:05 FSSO	22 PHI 7:05 FSSO
23 PHI 1:35 FSSO	24	25 NYM 7:10 FSSO	26 NYM 7:10 FSSO	27 NYM 1:10 FSSE	28 MIL 8:10 FSSO	29 MIL 7:10 FSSO
30 MIL 2:10 FSSO						

## MAY

S	M	T	W	T	F	S
	1 NYM 7:35 FSSE	2 NYM 7:35 FSSE	3 NYM 7:35 FSSE	4 NYM 7:35 FSSE	5 STL 7:35 FSSO	6 STL 7:10 FSSO
7 STL 1:35 FSSO	8	9 HOU 8:10 FSSE	10 HOU 2:10 FSSE	11	12 MIA 7:10 FSSO	13 MIA 7:10 FSSO
14 MIA 1:10 FSSO	15 TOR 7:07 FSSE	16 TOR 4:07 FSSE	17 TOR 7:35 FSSE	18 TOR 7:35 FSSE	19 WSH 7:35 FSSO	20 WSH 4:10 FSSO
21 WSH 1:35 FSSO	22 PIT 7:35 FSSE	23 PIT 7:35 FSSE	24 PIT 7:35 FSSE	25 PIT 12:10 FSSE	26 SF 10:15 FSSE	27 SF 10:05 FSSO
28 SF 4:05 FSSO	29 LAA 9:07 FSSE	30 LAA 10:07 FSSE	31 LAA 10:07 FSSE			

## JUNE

S	M	T	W	T	F	S
				1	2 CIN 7:10 FSSO	3 CIN 4:10 FS1
4 CIN 1:10 FSSO	5 PHI 7:35 FSSE	6 PHI 7:35 FSSE	7 PHI 7:35 FSSE	8 PHI 7:35 FSSE	9 NYM 7:35 FSSO	10 NYM 4:10 FSSO
11 NYM 1:35 FSSO	12 WSH 7:05 FSSE	13 WSH 7:05 FSSE	14 WSH 4:05 FSSE	15	16 MIA 7:35 FSSO	17 MIA 4:10 FSSO
18 MIA 1:35 FSSO	19 SF 7:35 FSSE	20 SF 7:35 FSSE	21 SF 7:35 FSSE	22 SF 7:35 FSSE	23 MIL 7:35 FSSO	24 MIL 4:10 FS1
25 MIL 1:35 FSSO	26	27 SD 10:10 FSSE	28 SD 10:10 FSSE	29 SD 9:10 FSSE	30 OAK 10:05 FSSO	

## JULY

S	M	T	W	T	F	S
						1 OAK 4:05 FSSO
2 OAK 4:05 FSSO	3	4 HOU 7:35 FSSE	5 HOU 7:35 FSSE	6 WSH 7:05 FSSE	7 WSH 7:05 FSSE	8 WSH 4:05 FSSO
9 WSH 1:35 FSSO	10	11	12	13	14 ARI 7:35 FSSO	15 ARI 7:10 FSSO
16 ARI 1:35 FSSO	17 CHC 7:35 FSSE	18 CHC 7:35 FSSE	19 CHC 12:10 FSSE	20 LAD 10:10 FSSE	21 LAD 10:10 FSSO	22 LAD 9:10 FSSO
23 LAD 4:10 FSSO	24 ARI 9:40 FSSE	25 ARI 9:40 FSSE	26 ARI 3:40 FSSE	27	28 PHI 7:05 FSSO	29 PHI 7:05 FSSO
30 PHI 1:35 FSSO	31 PHI 12:35 FSSE					

## AUGUST

S	M	T	W	T	F	S
		1 LAD 7:35 FSSE	2 LAD 7:35 FSSE	3 LAD 7:35 FSSE	4 MIA 7:35 FSSO	5 MIA 7:10 FSSO
6 MIA 1:35 FSSO	7	8 PHI 7:35 FSSE	9 PHI 7:35 FSSE	10	11 STL 8:15 FSSO	12 STL 7:15 FSSO
13 STL 2:15 FSSO	14 COL 8:40 FSSE	15 COL 8:40 FSSE	16 COL 8:40 FSSE	17 COL 7:10 FSSE	18 CIN 7:35 FSSO	19 CIN 7:10 FSSO
20 CIN 1:35 FSSO	21 SEA 7:35 FSSE	22 SEA 7:35 FSSE	23 SEA 7:35 FSSE	24	25 COL 7:35 FSSO	26 COL 7:10 FSSO
27 COL 1:35 FSSO	28 PHI 7:05 FSSE	29 PHI 7:05 FSSE	30 PHI 1:05 FSSE	31 CHC 8:05 FSSE		

## SEPTEMBER/OCTOBER

S	M	T	W	T	F	S
					1 CHC 2:20 FSSO	2 CHC 2:20 FSSO
3 CHC 2:20 FSSO	4 TEX 7:35 FSSE	5 TEX 7:35 FSSE	6 TEX 7:35 FSSE	7 MIA 7:35 FSSE	8 MIA 7:35 FSSO	9 MIA 7:10 FSSO
10 MIA 1:35 FSSO	11	12 WSH 7:05 FSSE	13 WSH 7:05 FSSE	14 WSH 7:05 FSSE	15 NYM 7:05 FSSO	16 NYM 7:10 FSSO
17 NYM 1:35 FSSO	18	19 WSH 7:35 FSSE	20 WSH 7:35 FSSE	21 WSH 7:35 FSSE	22 PHI 7:35 FSSO	23 PHI 7:10 FSSO
24 PHI 1:35 FSSO	25 NYM 7:10 FSSE	26 NYM 7:10 FSSE	27 NYM 7:10 FSSE	28 MIA 7:10 FSSE	29 MIA 7:10 FSSO	30 MIA 7:10 FSSO
1 MIA 3:10 FSSO						

HOME  
GAMES

AWAY  
GAMES

ALL TIMES EASTERN AND SCHEDULE SUBJECT TO CHANGE

WATCH THE GAMES ON:

