



**2017
OFFICIAL
GUIDE**



2017

OFFICIAL GUIDE

CONTENTS

| | |
|--|-----|
| Toronto Blue Jays Baseball Club | 6 |
| 23 MANAGER AND COACHES BIOGRAPHIES | |
| 33 PLAYER BIOGRAPHIES | |
| 2017 Roster by Position, Numerical & Alphabetical | 34 |
| 161 2016 SEASON IN REVIEW | |
| 2016 Toronto Blue Jays Season In Review | 162 |
| 173 TORONTO BLUE JAYS HISTORY | |
| History of the Toronto Blue Jays | 174 |
| Blue Jays in the Post-Season..... | 184 |
| Player History..... | 191 |
| Awards | 206 |
| Opening Day..... | 224 |
| 229 TORONTO BLUE JAYS RECORDS | |
| Season Records | 230 |
| Attendance Records | 241 |
| Individual Records..... | 247 |
| Club Records..... | 272 |
| Blue Jays Rookies..... | 287 |
| Home Runs..... | 290 |
| 307 OPPONENTS | |
| Leading Opponents vs Blue Jays | 308 |
| Low Hit Games vs Blue Jays..... | 309 |
| Opponents All-Time Leaders vs Toronto | 310 |
| Consecutive Wins And Losses vs American League Opponents..... | 321 |
| 323 PLAYER DEVELOPMENT | |
| Player Development & Scouting | 324 |
| Minor League Affiliates | 334 |
| 2017 Minor League Players..... | 344 |
| 351 MEDIA & MISCELLANEOUS | |
| Media Services | 352 |
| Broadcasting | 355 |
| Blue Jays Spring Training Directory | 362 |
| Detailed Table of Contents | 367 |





TORONTO BLUE JAYS BASEBALL CLUB

1 BLUE JAYS WAY, SUITE 3200, ROGERS CENTRE
TORONTO, ONTARIO M5V 1J1
(416) 341-1000

www.bluejays.com



THE 2017 TORONTO BLUE JAYS MEDIA GUIDE

Data for the 2017 Toronto Blue Jays Media Guide was gathered through March 1, 2017

Produced by: Toronto Blue Jays Communications Department
Jay Stenhouse, Mal Romanin, Sue Mallabon, Erik Grosman, Emma Marshall

Stats provided by: Major League Baseball Information System, Elias Sports Bureau, Stats Inc.

Creative Services: Caledon Data Management, John Pasternak
Dan Diamond

Cover Design: Toronto Blue Jays, Michelle Prata

Photo Credits: Michelle Prata, Jim Goins, Fred Thornhill, Chuck Kotchman, Sun Media

Copyright © Toronto Blue Jays, 2017. All rights reserved.



BLUE JAYS BASEBALL ACADEMY



Jays Care Foundation, the charitable arm of the Toronto Blue Jays, uses baseball to teach life skills and create lasting social change for children and youth in marginalized communities across Canada. Jays Care works with like-minded organizations to design and implement best-in-class programs for children and youth that respond to the unique strengths and needs of each community. Our goal is to reduce the opportunity gap and level the playing field for all kids across Canada.

5 THINGS TO KNOW ABOUT JAYS CARE:

1) We use baseball to teach life skills

Baseball is a unique sport for many reasons, not the least of which is that even the very best in the game fail more than they succeed. A career .300 hitter has a good chance of making the Hall of Fame despite the fact they failed to reach base in the majority of their at bats. Because of this, ball players are incredibly resilient and research shows that resilience is an incredibly important life skill for marginalized children and youth. Jays Care uses baseball to teach not only resiliency but also teamwork, leadership and how to handle pressure.

2) We work across Canada

In 2017, Jays Care will offer programming to children and youth in all 10 Canadian provinces and the Yukon Territory. From Victoria to Corner Brook, from London to Whitehorse, and hundreds of communities in between, Jays Care leverages the power of baseball to inspire social change and create leaders all across Canada.

3) We work with marginalized children and youth

Jays Care's efforts are focussed on groups that face the most pronounced opportunity gaps: children living at or below the poverty line; girls and young women; children with physical and cognitive disabilities; Indigenous children and youth; and others, to level the playing field for all.

4) An annual gift from Rogers Communications Inc. underwrites fundraising salaries and administrative costs at Jays Care, so your donation goes further

Every year, Rogers Communications Inc. *generously donates \$1 million* to Jays Care Foundation. This investment offsets fundraising salaries and administrative costs, so individual donations can make the greatest impact on Canadian children and youth.

5) We run seven signature programs and will invest over \$6 million across Canada in 2017

In marginalized communities across the country, children and youth have two strikes against them before they even step up to the plate. Facing greater challenges than most in life, their access to high-quality, results-driven programming is severely limited, creating an opportunity gap. Jays Care's programs are designed to address the barriers to opportunity the children and youth with whom we work face every day.





JAYS CARE PROGRAMS:

ROOKIE LEAGUE:

Rookie League supports marginalized families through fun, high-quality, reliable, skill-building programs that children love. For some, Rookie League is a baseball-for-development club that meets weekly. For others, it is a robust summer day camp. For everyone, Rookie League is designed to be a best-in-class experience that enables parents and caregivers to feel confident that their children are safe, active, surrounded by well-trained and inspiring local role models, and engaging in activities that are specifically designed to help them learn essential life-skills.

GIRLS AT BAT:

Girls At Bat is Jays Care's girls-only baseball program, designed for and by girls and young women with the goal of making playing and coaching baseball fun and safe for those who typically don't have the courage to get involved in team sports. By combining fun, challenging baseball skills with team-building exercises and healthy activities, Girls At Bat empowers girls with the confidence, self-esteem and leadership capacity they need to succeed on and off the field.

FIELD OF DREAMS:

To play is to learn! Baseball diamonds are also classrooms where children and youth learn important life-skills. The Field of Dreams program grants funds for the design, building or refurbishment of safe spaces for children and youth to play baseball, develop life-skills and learn from positive role models. In 2016 Jays Care granted over \$1.4 million dollars to organizations across Canada.

CHALLENGER BASEBALL:

Challenger Baseball is an adaptive baseball program designed to empower children and youth living with cognitive and/or physical disabilities. The program teaches children and youth the core life-skills inherent to baseball, including: teamwork, communication, determination, resiliency, inclusion, support and courage. Challenger Baseball ensures every participant has the opportunity to play in a fun and safe environment where they can build a sense of independence, confidence, self-esteem and communication skills, and set and achieve their own personal goals.





PLAY BALL!

There are many dedicated youth workers and volunteers all across Canada who organize and lead impactful programs for marginalized kids. Play Ball! is for those who are interested in introducing baseball into their programming but are unable to afford the equipment. Aligned with an initiative launched in 2015 by Major League Baseball, Play Ball! increases access to the equipment and tools required to lead great baseball programs for children and youth facing multiple barriers.

HOME RUN SCHOLARS:

The hours after school finishes can be a vulnerable time for children, especially those living in marginalized communities. Home Run Scholars provides not just a place for children to go after school, but an exceptional four hour program that works with children to improve academic performance, enhance physical health, enhance social and emotional well-being and improve student behaviour. The Home Run Scholars program operates in 24 Toronto Community Housing locations across the city.

HOW YOU CAN HELP JAYS CARE GO #BEYONDTHEBALLPARK:

GET SOCIAL:

Join in the conversation and help us increase our reach across Canada! Follow and tweet us @JaysCare and don't forget to use our hashtag: #BeyondTheBallpark.

BE OUR GUEST:

We want to show you the power of baseball first hand; there are endless opportunities to visit Jays Care programming throughout the season. We can't wait to have you as our guests.

LEARN MORE:

For more information on Jays Care programming and events visit www.jayscare.com or contact Matt Warner at 647-539-6137 or matt.warner@bluejays.com.



TORONTO BLUE JAYS

BASEBALL CLUB & ROGERS CENTRE

ROGERS COMMUNICATIONS

Chairman, Toronto Blue Jays Edward Rogers
 Vice Chairman, Rogers Communications Inc. Phil Lind
 President, Media Business Unit Rick Brace

EXECUTIVE OFFICE

President and CEO Mark A. Shapiro
 President Emeritus Paul Beeston
 Executive Vice President
 Baseball Operations and General Manager ... Ross Atkins
 Executive Vice President,
 Business Operations Andrew Miller
 Senior Manager,
 Planning and Coordinating Matthew Dusureault
 Executive Assistant to the President and CEO Gail Ricci

BASEBALL

Executive Vice President,
 Baseball Operations and General Manager ... Ross Atkins
 Senior Vice President, Baseball Operations and
 Assistant General Manager Tony LaCava
 Vice President, Baseball Operations Ben Cherington
 Assistant General Manager Joe Sheehan
 Assistant General Manager Andrew Tinnish
 Special Assistant to the General Manager Dana Brown
 Special Assistant to the General Manager Perry Minasian
 Director, Baseball Operations Mike Murov
 Director, Team Safety Ron Sandelli
 Director, Team Travel and
 Clubhouse Operations Mike Shaw
 Senior Manager,
 Major League Administration Heather Connolly
 Manager, Analytics Sanjay Choudhury
 Data Architect, Analytics Peter Saunders
 Executive Assistant to the General Manager .. Anna Coppola
 Coordinator, Baseball Research and
 Development Jeremy Reesor
 Assistant, Advance Scouting John Babocsi
 Assistant, Baseball Research and
 Development Adam Yudelman
 Special Assistant to the Organization Roberto Alomar
 Special Assistant to the Organization Sandy Alomar Sr.
 Special Assistant to the Organization Carlos Delgado
 Special Assistant to the Organization Pat Hentgen
 Special Assistant to the Organization Paul Quantrill
 Equipment Manager Jeff Ross
 Clubhouse Manager Kevin Malloy
 Visiting Clubhouse Manager Len Frejlich
 Assistant Manager, Home Clubhouse Mustafa Hassan
 Interpreter Josue Peley
 Video Operations Robert Baumander

BASEBALL MEDIA

Vice President, Communications Jay Stenhouse
 Manager, Baseball Information Mal Romanin
 Coordinator, Baseball Information Erik Grosman
 Coordinator, Communications Sue Mallabon

BLUE JAYS.COM

Senior Marketing Producer John Matthew IV

BUILDING SERVICES

Director, Stadium Development Jennifer Angiolella
 Executive Assistant Roger Le Blanc
 Manager, Technical Production and
 Broadcast Services Mike Christiansen
 Engineer, Technical Production and
 Broadcast Services Steph Gagnon
 Project Lead, Stadium Development Kyle Kruk
 Coordinator, Projects and Office Services Tina Beckerton
 Head Groundskeeper Tom Farrell

CONVERSIONS AND SHOW SERVICES

Manager, Conversions Scot Murdoch
 Event Set-Up Technician Herman Rosa
 Field Technician Jake Grady
 Field Technician Theo Kournetas
 Field Technician Tyler Letofski
 Field Technician Dave Matkowski
 Field Technician Tony Mucha
 Field Technician Jason Nicol
 Field Technician Craig Noakes
 Field Technician Rob Stiles

CORPORATE PARTNERSHIPS

Vice President, Corporate Partnerships and
 Luxury Suites Mark Ditmars
 Director, Corporate Partnerships and
 Business Development John Griffin
 Director, Corporate Partnerships and
 Business Development David O'Reilly
 Director, Marketing Services Natalie Agro
 Senior Manager, Corporate Partnerships and
 Business Development Mark Palmer
 Senior Manager, Marketing Services Honsing Leung
 Manager, Marketing Services Jordan Cassel
 Account Manager, Luxury Suite Sales and
 Service Chris Schmidt
 Account Executive, Luxury Suite Sales and
 Service Josh Fromstein
 Account Executive, Luxury Suite Sales and
 Service Allan McNinch
 Account Executive, Luxury Suite Sales and
 Service Jeremy Zulauf
 Coordinator, Marketing Services Max Sisam

ENGINEERING

Manager, Engineering Dave McCormick
 Engineering Assistant Brittany Monague
 Senior Building Operator Abel Cruz
 Senior Building Operator KC Pang
 Senior Building Operator Russell Shapland
 Senior Building Operator Romeo Panilio
 Junior Building Operator Juan Carlos Medrano
 Maintenance Technician Steven Lariviere
 Maintenance Technician Tyrone Porras
 Roof Technician Lee Brennan
 Laborer John Keene
 Electrician Paul Zuschlag



EVENTS

Senior Director, Event Production Joe Novak
Director, Events Lesley Lovell
Executive Assistant, Group Sales Events Lori Parker
Manager, Event Planning Cara Henry
Manager, Event Planning Rebecca Leighton
Coordinator, Technical Production Carol Balfour
Coordinator, Show Services Medlyn Parchment Sr.
Technician, Show Services Tracy Trotman

FACILITY SERVICES

Director, Facility Services Wayne Sills
Manager, Facility Services Virginia Douglas
Facility Services, Service Technician Billy Robertson
Facility Services Technician Jonathan Cornwall
Facility Services Technician Rui Da Silva Cedros
Facility Services Technician Marilyn Harrison
Facility Services Technician Louis Leandro
Facility Services Technician Shawn MacKay
Painter Robert Price

FAN ENGAGEMENT

Vice President, Fan Engagement Sebastian Gatica
Manager, Digital Marketing April Whitzman

FAN SERVICES

Director, Fan Services TBA
Coordinator, Fan Services Lisa Simons

FINANCE

Senior Director, Finance Lynda Kolody
Director, Payroll and Benefits Brenda Dimmer
Senior Manager David J. Hill
Manager, Revenue Reporting Tanya Proctor
Financial Business Manager (FC) Leslie Galant-Gardiner
Manager, Stadium Payroll Sharon Dykstra
Manager, Ticket Receipts and
Vault Services Joseph Roach
Financial Analyst Pier-Luc Nappert
Financial Analyst Melissa Paterson
Payroll and Finance Analyst Tony Phung
Payroll Analyst Joyce Chan

FLORIDA OPERATIONS

Director, Florida Operations Shelby Nelson
General Manager, Florida Operations
and Dunesin Blue Jays Mike Liberatore
Accounting Manager Gayle Gentry
Manager, Community Relations,
Group and Retail Sales Kathi Beckman
Manager, Sales and Promotions Kelsey McIntosh
Supervisor, Ticket Sales and Operations Hunter Haas
Coordinator, Community Relations and
Group Sales Wade McClintock
Coordinator, Media Relations Daniel Venn
Coordinator, Graphic Design and
Game Day Operations Allasyn Lieneck
Coordinator, Spring Training Carter Stinson
Coordinator, Spring Training Michael Ames
Administrative Assistant/ Receptionist Michelle Smith
Complex Operations Supervisor Leon Harrell
Stadium Operations Supervisor Zac Phelps
Head Superintendent Patrick Skunda
Assistant Head Superintendent Brian Cox

HEALTH AND SAFETY

Health and Safety Manager Ailen Taitt-Kinsey
Health and Safety Committee Co-Chair,
Management Tom Farrell
Health and Safety
Committee Co-Chair, Worker Billy Robertson

HIGH PERFORMANCE & MEDICAL STAFF

Director of High Performance Angus Mugford
Assistant Director of High Performance Clive Brewer
Head Athletic Trainer, Major League George Poulis
Head Physical Therapist Nikki Huffman
Head Strength Coach, Major League Chris Joyner
Head Strength and Conditioning Donovan Santas
Head of Mental Performance Paddy Steinfort
Head of Nutrition Stephanie Wilson
Head Physician/Orthopedic Surgeon Dr. Jason Smith
Assistant Strength Coach, Major League Scott Weberg
Assistant Athletic Trainer, Major League Mike Frostad
Assistant Sports Dietician Antonio Castillo
Chef, Major League Nigel Batson
ATC & Transaction Coordinator Jeff Stevenson
Athletic Training Coordinator, Minor League Jose Ministeral
Assistant Athletic Training Coordinator,
Minor League Jon Woodworth
Rehabilitation Coordinator Pat Chasse
Strength and Conditioning Coordinator,
Minor League Jeremy Trach
Postural Specialist Scott Peters
Mental Performance Coach Rafael Dubois
Mental Performance Coach Ben Freakley Jr.
Employee Assistance Program Sam Lima
Physician Coordinator (Florida) Dr. Ted Farrar
Consulting Chiropractor Dr. Pat Graham
Consulting Chiropractor Dr. Mike Prebeg
Consulting Chiropractor Dr. Mark Scappaticci
Consulting Massage Therapist Todd Earl
Consulting Medicine Physician (Florida) Dr. James Fischer
Consulting Senior Orthopedic Surgeon Dr. Allan Gross
Consulting Orthopedic Surgeon Dr. John Theodoropoulos
Consulting Orthopedic Surgeon
(Florida) Dr. Steven Mirabello
Consulting Podiatrist Dr. Glenn Copeland
Consulting Team Physician Dr. Irv Feferman
Consulting Team Physician Dr. Noah Forman
Medical Advisor Dr. Bernie Gosevitz
Physician Emeritus Dr. Ron Taylor

HUMAN RESOURCES

Manager, Human Resources Misty Blei

INFORMATION TECHNOLOGY

Senior Manager, Information Technology Anthony Miranda
Technical Lead Donny Catinari
Technical Lead, Blue Jays IT Support Yvan Duval
Technical Lead, Blue Jays IT Support Richard Solis
Business Analyst Mandeep Brar
IT Support Analyst Mike Hawkins
IT Support Analyst Ryan Jamieson
IT Support Analyst Theodore Stavropoulos
IT Support Coordinator Katrina LeCavalier

JAYS CARE FOUNDATION

Executive Director Robert Witchel
Director, Philanthropy Lauren Giannace
Director, Programs Jules Porter
Senior Manager, Operations Shari Ralph-Topolie
Senior Manager, Programs Lauren Simeson
Manager, Events Jenny Le
Manager, Fan Initiatives and Philanthropy Lori Shapiro
Specialist, Communications and
Public Relations Matt Warner
Specialist, Giving and Partnerships Amanda Sam
Digital Marketing Specialist Ben Sibley
Program Specialist Alysha Socha
Program Specialist Caitlyn Nelson
Program Specialist Jessica Yep
Coordinator, Finance Jeremy Miller
Coordinator, Fundraising and Events Danielle Holt
Coordinator, Fundraising and Events Brooke Kumer
Executive Assistant Rebecca Harvey



LEGAL AND GOVERNMENT AFFAIRS

| | |
|--|-------------------------|
| Vice President, Legal and Government Affairs/General Counsel | Matthew Shuber |
| Director, Legal and Government Affairs/Legal Counsel | Jessica Fingerhut |
| Director, Risk Management | Suzanne Joncas |
| Manager, Legal and Government Affairs | Ian Curry |
| Executive Assistant, Legal and Government Affairs | Suey Lau |

MARKETING AND COMMUNITY RELATIONS

| | |
|---|--------------------------|
| Vice President, Marketing | Marnie Starkman |
| Executive Assistant, Marketing | Maria Cresswell |
| Director, Marketing | Kristy-Leigh Boone |
| Senior Manager, Promotions and Fan Activation | Michelle Seniuk |
| Manager, Community Marketing and Player Relations (Mat Leave) | Holly Gentemann |
| Manager, Direct Marketing | Sherry Oosterhuis |
| Manager, Game Entertainment | Stefanie Wright |
| Acting Manager, Player Relations | Shannon Curley |
| Senior Graphic Designer | Corey McDonald |
| Senior Motion Graphics Designer | Ryan Brien |
| Graphic Designer | Greg O'Brien |
| Motion Graphics Designer | Andrew Gyorgyfi |
| Coordinator, Amateur Baseball | T.J. Burton |
| Coordinator, Game Entertainment | Laura Spratt |
| Coordinator, Marketing | Maureen Kinghorn |
| Coordinator, Marketing Events | Jake Walton |

MERCHANDISING

| | |
|---|------------------------|
| Director, Purchasing and Jays Shop Direct | .. Helen Maunder |
| Director, Stadium Merchandising |Michael Andrejek |
| Manager, Jays Shop | |
| Gate 5 Rogers Centre | Teresa Michalski |
| Manager, Jays Shop Eaton Centre |Veronica Zavala |
| Manager, Stadium Events |Arto Emas |
| Manager, Warehouse Distribution | Jennifer McMahon |
| Assistant Manager, Jays Shop | |
| Gate 5 Rogers Centre | Mike Muni |
| Assistant Manager, Jays Shop | |
| Gate 5 Rogers Centre | John Walters |
| Sales Supervisor, Jays Shop Eaton Centre | Chris Peckett |
| Sales Supervisor, Jays Shop Eaton Centre | Kelly Tudela |
| Sales Supervisor, Jays Shop | |
| Gate 5 Rogers Centre |Matthew Madarang |
| Supervisor, Rogers Centre Tours |Robert Murphey |
| Supervisor, Stadium Events | David Costa |
| Warehouse Supervisor | Matthew An |
| Merchandise Buyer | Diana Goucher |
| Coordinator, Jays Shop Direct | Michele Izz |
| Coordinator, Merchandising |Connie Hum |
| Administrative Assistant |Brittany Casals |

OFFICE SERVICES

| | |
|-----------------------------|-------------------------|
| Office Services Coordinator | Piero Aceto |
| Office Services Coordinator | Sam Platis |
| Receptionist | Mary Anne Sturley |

PARKING OPERATIONS

| | |
|---------------------------|----------------------------|
| Supervisor, Parking | Shiraz Salih |
| Disabled Parking Services | Ken Chapman |
| Parking Attendant | Meconnen Gebremariam |
| Parking Attendant | Yoseph Sinework |
| Parking Attendant | Tesfaldet Weldeamlak |
| Valet Driver | Tesfaye Desta |
| Valet Driver | Tesfaie Gebre |
| Valet Driver | Jamal Hassen |
| Valet Driver | Bala Viswanathan |

PLAYER DEVELOPMENT

| | |
|---------------------------------------|----------------------|
| Director, Player Development | Gil Kim |
| Director, Minor League Operations | Charlie Wilson |
| Field Coordinator | Eric Wedge |
| Assistant Field Coordinator | Mike Mordecai |
| Pitching Coordinator | Jeff Ware |
| Senior Pitching Advisor | Rick Langford |
| Rehab Pitching Coach | Darold Knowles |
| Catching Coordinator | Ken Huckaby |
| Outfield/Baserunning Coordinator | Tim Raines |
| Infield Coordinator | Danny Solano |
| Latin America Player Advisor | Omar Malave |
| Senior Advisor to Player Development | Mel Didier |
| Equipment Coordinator | Billy Wardlow |
| Coordinator, Latin America Operations | Blake Bentley |
| Coordinator, Minor League Operations | Michael Evans |
| Player Development Assistant | Megan Evans |
| Player Development Assistant | Joe Sclafani |
| Administrative Assistant | Kim Marsh |

PROFESSIONAL SCOUTING

| | |
|---|-------------------------|
| Director, Professional Scouting | Ryan Mittleman |
| Coordinator, Professional Scouting | David Haynes |
| Special Assignment Scout | Russ Bove |
| Major League Scout/Pacific Rim Operations | Dan Evans |
| Major League Scout | Jim Beattie |
| Major League Scout | Sal Butera |
| Major League Scout | Jon Lalonde |
| Major League Scout | Chuck LaMar |
| Major League Scout | Jim Skaalen |
| Professional Scout | Matt Anderson |
| Professional Scout | Kevin Briand |
| Professional Scout | Jon Bunnell |
| Professional Scout | Kimball Crossley |
| Professional Scout | Kevin Fox |
| Professional Scout | Bryan Lambe |
| Professional Scout | Brad Matthews Jr. |
| Professional Scout | David May Jr. |

PROFESSIONAL VIDEO

| | |
|---------------|---------------------------|
| Jeremy Gordon | Weston, CT |
| Eric Slotter | New Port Richey, FL |

AMATEUR SCOUTING

| | |
|---|-----------------------|
| Director, Amateur Scouting | Steve Sanders |
| Manager, Amateur & International Scouting | Harry Einbinder |
| Coordinator, Amateur Scouting | Kory Lafreniere |
| Special Assignment Scout | Dean Decillis |
| Regional Crosschecker | Blake Crosby |
| Regional Crosschecker | C.J. Ebarb Jr. |
| Regional Crosschecker | Tim Rooney |
| Regional Crosschecker | Paul Tinnell |

AREA SCOUTS

| | |
|---------------------|---------------------------|
| Mike Alberts | Leominster, MA |
| Joey Aversa Jr. | Fountain Valley, CA |
| CA Coulson Barbiche | Milford, OH |
| Matt Bischoff | Tampa, FL |
| Dallas Black | Springdale, AR |
| Darold Brown | Elk Grove, CA |
| Ryan Fox | Yakima, WA |
| Pete Holmes | Phoenix, AZ |
| Jeff Johnson | Carmel, IN |
| Brian Johnston | Baton Rouge, LA |
| Chris Kline | Beaufort, NC |
| Randy Kramer | Aptos, CA |
| Jamie Lehman | Liverpool, NY |
| Jim Lentine | San Clemente, CA |
| Nate Murrie | Bowling Green, KY |
| Don Norris | Hoover, AL |
| Matt O'Brien | Clermont, FL |
| Wes Penick | Clive, IA |
| Bud Smith | Lakewood, CA |
| Mike Tidick | Statesboro, GA |
| Gerald Turner | Euless, TX |
| Doug Witt | Brooklyn, MD |



AMATEUR VIDEO

Brandon Bishoff Tampa, FL
Chris Curtis Long Beach, CA
Kyle Fleming Louisa, VA

CANADIAN SCOUTING

Don Cowan Delta, BC

SCOUTS - INTERNATIONAL

Sandy Rosario Director, Latin American Operations
Lorenzo Perez Dominican Scouting Supervisor
Henry Sandoval Venezuelan Scouting Supervisor
Aaron Acosta Mexican Scouting Supervisor
Jose Contreras Miranda, VZ
Alexis de la Cruz Santo Domingo, DR
Luciano del Rosario Santo Domingo, DR
Fausto Espinosa Santo Domingo, DR
Enrique Falcon Cartagena, Colombia
Johan Gomez Mao, DR
Miguel Leal Barquisimeto, VZ
Luis Natera San Pedro de Macoris, DR
Francisco Plasencia Aragua, VZ
Eric Ramirez Santo Domingo, DR
Daniel Sotelo Managua, Nicaragua
Alex Zapata Colon, PA

INTERNATIONAL VIDEO

Franklin Briceno Caracas, VZ

SECURITY

Manager, Security Operations Robert Hamilton
Supervisor, Security Operations Ben Cumberbatch
Control Room Guard Desmond Buchanan
Control Room Guard Bojan Fogl
Control Room Guard Althea Hussey
Control Room Guard Jennifer Sulmona
Security Guard Juris Batraks
Security Guard Martin Burak
Security Guard Ryan Cobham
Security Guard Randall Harris
Security Guard Kyle Rutherford
Security Guard Matthew Wilson

STADIUM OPERATIONS

Vice President, Stadium Operations
and Security Mario Coutinho
Manager, Game Operations Karyn Gottschalk
Administrative Assistant Marion Farrell
Control Room Guard Desmond Buchanan
Control Room Guard Bojan Fogl
Control Room Guard Althea Hussey
Control Room Guard Jennifer Sulmona
Security Guard Christopher Adams
Security Guard Juris Batraks
Security Guard Ryan Cobham
Security Guard Randall Harris
Security Guard Tom Puckrin
Security Guard Kyle Rutherford

TICKET SALES AND SERVICE

Vice President, Ticket Sales,
Service and Operations Justin Hay
Director, Ticket Sales, Service and Operations Eric Cowell
Director, Ticket Services and Fulfillment Sheila Stella
Manager, Box Office and Support Christina Dodge
Manager, Group Sales Ryan Gustavel
Manager, Ticket Sales and Service John Santana
Specialist, Ticket Support Sean Meyers
Specialist, Ticket Support Christian Taylor
Account Manager, Group Sales Andrew Haley
Account Manager, Group Sales Paul Rabeau
Account Executive, Group Sales Andy Topolie
Account Executive, Group Sales Jon Westover
Account Executive,
Ticket Sales and Service Jonathan Bagnell
Account Executive, Ticket Sales and Service ... Kris Erickson
Account Executive,
Ticket Sales and Service Adam Hagerman
Account Executive,
Ticket Sales and Service Alex Husarewych
Account Executive,
Ticket Sales and Service Ryan Stevenson
Account Executive, Ticket Sales and Service Jeff Gale
Account Executive,
Ticket Sales and Service Glenn Jackson
Account Executive,
Ticket Sales and Service Mike Skrobacky
System Administrator, Ticket Operations Richard Overend
Coordinator, Ticket Operations Richard Chautems
Coordinator,
Ticket Sales and Service Cassandra Brunshaw
Coordinator, Ticket Services Sonia Privato

NAME THE TEAM CONTEST

The Blue Jays were named in a contest conducted in June and July of 1976. Over 30,000 individual entries were received, suggesting over 4,000 names for the new American League club. From the list of names submitted, specially-appointed panels of judges selected ten names to submit to the Board of Directors. The Directors chose the name "Blue Jays" from that list and announced their decision on August 12th, at which time the team officially became the Toronto Blue Jays Baseball Club.

A total of 154 people submitted the name "Blue Jays" and a drawing was held to select a grand prize winner from those who submitted the name. Dr. William Mills of Etobicoke, Ontario, won a pair of season tickets for 1977 and an all-expenses paid trip for himself and his family to watch the Blue Jays at spring training in Dunedin, Florida. Nine runners-up also won season tickets.



CLUB OFFICERS



MARK SHAPIRO

PRESIDENT & CEO, TORONTO BLUE JAYS & ROGERS CENTRE

Was appointed as President and CEO of the Toronto Blue Jays on November 2, 2015 after spending five seasons as President of the Cleveland Indians (2011-15)...Spent 24 seasons in the Indians organization, including nine as Executive Vice President and General Manager (2002- 2010)...Following both the 2005 and 2007 seasons, he was named the Sporting News Executive of the Year, at the time the only active GM in Major League Baseball to win the award twice...Was also named the Executive of the Year by Baseball America in 2005...Additionally, was named to the elite "40 under 40" by Sports Business Journal recognizing the top 40 sports executives under the age of 40 and was on Baseball America's " Ten to Watch" list in 2007...Prior to becoming General Manager, he spent three seasons, from 1999-2001, as Vice President, Baseball Operations/Assistant General Manager after spending five seasons as the Indians Director of Minor League Operations from 1994-98...Began his career with the Cleveland Indians in January of 1992 as an assistant in Baseball Operations...Served on Commissioner Selig's Special Committee for On- Field Matters...In 2015, Commissioner Rob Manfred named him to the newly- formed Competition Committee, a group under Manfred's Ownership Committee structure that will continue to address on-field issues relative to Major League Baseball...Also serves on the Long Range Strategic Planning Committee... Previously served on the Major League Baseball Ticketing Committee, which examined marketplace ticketing issues in MLB relative to digital ticketing, alternative revenue sources and the secondary ticketing market/dynamic pricing... The Baltimore, MD native played four years of football for the Princeton University Tigers, graduating in 1989 with a degree in history...Resides in Toronto with his wife, Lissa Bockrath, a talented artist... The couple has a son, Caden and a daughter, Sierra.



ROSS ATKINS

EXECUTIVE VICE PRESIDENT, BASEBALL OPERATIONS & GENERAL MANAGER

Was named the seventh general manager in franchise history on December 3, 2015...Prior to that had spent his entire professional career with the Cleveland Indians organization after being selected in the 38th round of the 1995 draft as a right-handed pitcher...He joined the Indians' front office in 2000 following his playing career...Worked in Player Development over the last 15 seasons, with his most recent role as Vice President of Player Personnel, where he oversaw all elements of the Indians Player Development system...He previously served as Vice President of Player Development from 2011-14 and as Director of Player Development from 2007-2010...His ascension in the Cleveland system also included three seasons, from 2004-2006, as the Director of Latin American Operations...Spent four years playing baseball for Wake Forest University, where he received a Bachelor's Degree in economics and was a member of the ACC honour roll...Resides in Toronto with his wife, Christine, and their two daughters, Jane and Marita.



ANDREW MILLER

EXECUTIVE VICE PRESIDENT, BUSINESS OPERATIONS

Begins his second season with the Toronto Blue Jays after joining the club in May of 2016... Spent 10 seasons with the Cleveland Indians, with the final four as Senior Vice President of Strategy & Business Analytics...In his current role, Miller directs business operations and works closely with the other members of the executive leadership team on organizational strategy... Began his baseball career in 2006 with the Indians, serving as Baseball Operations Assistant for the 2007 season and Assistant Director of Baseball Operations from 2008-10 before being promoted to assist Mark Shapiro during his transition to team President...In his roles within Baseball Operations, was involved in every aspect of the Club's Major League team operations, focusing on financial, contractual and strategic elements of player acquisitions and negotiations... Was also instrumental in the development, construction and operations of the Club's Goodyear Player Development Complex in Arizona...Prior to joining the Indians in 2006, spent nearly seven years working in the investment banking and venture capital industries before completing a JD-MBA at Northwestern University in 2007...Graduated with a BS in Business Administration in 1997 from the Haas School of Business at UC Berkeley, where he also spent four years as a left-handed pitcher on the Cal baseball team...Andrew's brother, Geoff, currently serves as the Mental Skills Coach for the Philadelphia Phillies and since 2005 has worked for several Major League Baseball teams including the Atlanta Braves, Los Angeles Angels, Pittsburgh Pirates and Washington Nationals...Resides in Toronto with his wife, Jill, and their daughter, Alana.



ROBERTO ALOMAR

SPECIAL ASSISTANT TO THE ORGANIZATION

A 12-time All-Star and 10-time Gold Glove winning second baseman... Was elected to the Hall of Fame in a ceremony on July 24, 2011... Received the 3rd highest vote total in history at 90% majority... Is the only player in Blue Jay history to have their number retired (#12)... Over his 17-year career, batted .300 with a .371 on-base percentage and .443 slugging percentage with the San Diego Padres, Toronto Blue Jays, Baltimore Orioles, Cleveland Indians, New York Mets, Chicago White Sox and Arizona Diamondbacks... The switch hitter totaled 2,724 hits, 1,508 runs, 504 doubles, 80 triples, 210 home runs, 474 stolen bases and 1,134 RBI... A member of the World Series Championship clubs in 1992 and 1993. Alomar was a key contributor, as his performance in the 1992 AL Championship Series earned him MVP honours...The 1998 MVP of the All-Star game in Denver, Colorado, became just the 20th second baseman to enter the Hall of Fame... Also became the first Toronto Blue Jays player to enter the Hall with a Blue Jays cap.





SANDY ALOMAR SR.
SPECIAL ASSISTANT TO THE ORGANIZATION

Is entering his 5th season with the organization and his second as a consultant for the front office...Worked for Player Development in a consultant's role from 2013-15... He has been involved with professional baseball since 1961, making his Major League debut with the Milwaukee Braves in 1964 at the age of 20...The Puerto Rico native went on to play 15 seasons in the Majors and was recognized as a valuable defender who had the ability to play both the infield and outfield...Following his playing career, he became a Major League coach beginning in 1986 with the Padres where he coached his two sons Sandy Jr. and Roberto...He would later join the Cubs, Rockies and Mets organizations in a variety of coaching capacities, including serving as the bench coach during the 2005, 2008 and 2009 seasons with New York...In addition to his role as a consultant, Sandy actively participates in the Blue Jays Baseball Academy initiatives which aims to develop baseball in Canada.



CARLOS DELGADO
SPECIAL ASSISTANT TO THE ORGANIZATION

Joined the club in a consultant role in 2016 after having played 12 seasons for Toronto... The two-time All-Star (2000 and 2003) remains the franchise leader in home runs (336), RBI (1,058), walks (827), slugging percentage (.556), OPS (.949), runs (889), total bases (2,786), doubles (343), extra base hits (690), times on base (2,362), hit-by-pitch (122), intentional walks (128) and at-bats per home run (14.9)...In 2000 he was named the Hank Aaron Award winner and the Sporting News Player of the Year...Became the 10th member of the Level of Excellence on July 21, 2013...He holds the record for most home runs (473) and RBI (1,512) among all Puerto Rican born players and is one of only six players in MLB history to hit 30+ home runs in 10 consecutive season (4th player to do so)...Was inducted into the Canadian Baseball Hall of Fame in 2015... In 2001 he established Extra Bases, a not-for-profit organization created to assist charities in Puerto Rico and other countries like Canada, US and Venezuela, among others to serve

underprivileged youth and children. Through this organization, several significant contributions have been made to different causes in Puerto Rico and abroad, including a one million dollar donation to Special Olympics Canada.



PAT HENTGEN
SPECIAL ASSISTANT TO THE ORGANIZATION

Patrick George Hentgen... Born November 13, 1968 in Detroit Michigan... Along with Cito Gaston was the first to be named a club ambassador... Named the 1996 American league Cy Young Award winner and Sporting News Pitcher of the Year... In 14 seasons, appeared in 344 games, posting a 131-112 record and an ERA of 4.32... Spent 10 seasons in Blue Jays uniforms, winning a career best 20 games in his 1996 Cy Young season... Is one of five Blue Jays to win 20+ games in a season (Morris, Clemens, Wells, Halladay)... Holds the Blue Jays record for wins on the road with Roy Halladay at 12... Appeared in the post season on two occasions (Toronto-1993/St. Louis-2000)... Started one World Series game in 1993 at PHL, picking up the win with six innings of one-run ball... Was selected as an All-Star on three occasions (1993, 1994, 1997)... Was the Blue Jays Bullpen Coach during the 2011 and 2013 seasons... Marks his 5th season as a Special Assistant along with Roberto Alomar.



PAUL QUANTRILL
SPECIAL ASSISTANT TO THE ORGANIZATION

Paul John Quantrill... Born, November 3, 1968... Played 14 seasons in the major leagues appearing in 841 games with Boston, Philadelphia, Toronto, Los Angeles Dodgers, New York Yankees, San Diego and Florida posting a 3.83 ERA... Led the league in appearances in each of 2001, 2002 & 2003... Was selected to the All-Star game in 2001 as a Blue Jay... Holds New York Yankees record for appearances with 86 in 2004... Spent six seasons in a Blue Jays uniform from 1996-2001, posting a 3.67 ERA... The London, Ontario native was inducted into the Canadian Baseball Hall of Fame on June 19, 2010.



BUSINESS OPERATIONS



MARIO COUTINHO **VICE PRESIDENT, STADIUM OPERATIONS & SECURITY**

Named to his current position in October 2005, overseeing the management of all event staff and security operations at Rogers Centre, including Blue Jays home games... Also handles risk management issues on behalf of Rogers Centre... Began his career with the Blue Jays Baseball Club working part-time in 1983 in game day operations... Employment on a full-time basis came in 1989 as the club's Manager of Game Operations... In the ensuing years he held a variety of positions in stadium operations, taking over as the department's Director in 1999... Has played a key role in the staging of two World Series and the 1991 All-Star Game in Toronto, leading to his appointment to Major League Baseball's Senior Advisory Committee for Security and Stadium Operations in 2000... Continues to sit as Co-chair for this eight-person committee... In addition to his duties with the Blue Jays, also served as the Manager of Stadium Operations for the CFL's Toronto Argonauts between 1994 and 1997... Coordinated the event staff and security for the

NFL's America Bowl games held in 1995 and 1997... Served on the committee and hosted the 1999 Youth Employment Task Force for the City of Toronto Currently serves on the planning committee for the Toronto Police Emergency Management Symposium (since 2008) . Born on the island of Sao Miguel in the Azores on March 24, 1962... Moved to Toronto as an infant... Graduated from the University of Toronto with a Bachelor of Science degree in 1985, after having undertaken his secondary schooling at Toronto's De La Salle College... Currently living in Markham, Ontario with his wife and son.



MARK DITMARS **VICE PRESIDENT CORPORATE PARTNERSHIPS**

Joined the Toronto Blue Jays organization in July 2011... Spent 20 years with Labatt Breweries of Canada in various Sales and Marketing roles, including Director of Marketing and Brand Management for Bud Light and Budweiser where he developed marketing strategies for sports properties including the NFL, Super Bowl, Formula 1 and NASCAR... Was formerly Vice President Sales for EMI Music Canada responsible for Sales Revenue of many artists, including Katy Perry, Coldplay, The Beatles and Pink Floyd through retail channels such as Walmart and iTunes... Is a certified amateur coach through the Ontario Baseball Association, formerly coaching in the "AAA" Mississauga Majors and Twins organizations... A graduate from the University of Windsor.



SEBASTIAN GATICA **VICE PRESIDENT, FAN ENGAGEMENT**

Joined the Toronto Blue Jays organization in a full-time capacity in April 2016 as a member of the Communications department... Was named Vice President of Fan Engagement in November 2016, and is responsible for overseeing all communications and social media initiatives relating to the business operations of the Blue Jays, as well as executive level communication support... Spent nearly four years within the Communications department at Sportsnet prior to joining the Blue Jays, managing all on-air talent and media relations, as well as developing strategies to support the overall sports programming portfolio, including: NHL, MLB, Rogers Cup, IndyCar, and Grand Slam of Curling... Has worked for several PR agencies throughout his career for a variety of clients across various practices, such as Consumer, Corporate, non-profit, B2B and sports... Previously worked for the Toronto Blue Jays from 2001-05 as Manager of Game Entertainment... Is a graduate of the Public Relations Advance Diploma program from the Humber Institute of Technology and Advance Learning... Born and raised in Toronto, his family hails from South America... Fluent in Spanish.



JUSTIN HAY **VICE PRESIDENT, TICKET SALES, SERVICE & OPERATIONS**

Named to his current position in November of 2016... Oversees all ticketing for the Toronto Blue Jays and Rogers Centre including Ticket Sales & Service, Group Sales, Box Office/ Support, Operations and Fulfillment... Began his ticketing experience at Maple Leaf Gardens in 1993 before joining Ticketmaster Canada as a Client Services rep, Manager and then General Manager of the Toronto office in 2006... Joined the Toronto Blue Jays and Rogers Centre as the Director, Ticket Operations in 2011... Obtained Welder/Fitter Certificate from George Brown College and then started a long career in Ticketing with over 23 years of experience... Born in Liestal, Switzerland and currently resides in Burlington, Ontario.





MATTHEW SHUBER
VICE PRESIDENT, BUSINESS AFFAIRS AND LEGAL COUNSEL

Originally joined the Blue Jays in 2003, in the role of Director, Business Affairs, acting business and legal advisor to the organization's executive leadership group and operational departments... Began reporting directly to the President and CEO in 2007 and was promoted to Vice President in March, 2011... Responsibilities include the oversight and management of all legal matters affecting the organization, as well as certain key relationships and business matters relating to Major League Baseball and the Blue Jays' intellectual property... Provides ongoing legal, business and strategic advice and direction on a myriad of different organizational imperatives (including broadcasting, baseball operations, ticketing, merchandising, marketing and corporate partnerships) ... Played central role in the design, development and implementation of the Blue Jays' current logos, uniforms and related branding elements, all of which were introduced in 2012 ... Currently overseeing the organization's assessment of and negotiations

in connection with its Spring Training stadium and associated training and development facilities Attended Schulich School of Business MBA program in 2003 on Dean's Entrance Scholarship, completing core courses... Called to the Ontario Bar in 1999... Prior to entering the business world, Matthew was in legal practice as criminal defence counsel at the Toronto firm of Cooper, Sandler and West (Austin Cooper, Q.C., Mark Sandler and Peter West) ... In 1996, worked with Harry Radomski at Goodmans, LLP on commercial litigation, patents and National Hockey League-related matters... Received law degree (Juris Doctor) from Osgoode Law School in Toronto in 1997, and was the recipient of six separate academic awards ... Bachelor of Arts from the University of Toronto, graduating with high distinction in 1994 ... Attended the Toronto French School and is fluent in French ... Member of and special advisor to the Board of Directors of the Jewish Camp Council of Toronto since 2005 ... Avid photographer and traveller... Occasional musician and sportsman ... Married to a lovely and talented director and choreographer and proud father of one son.



MARNIE STARKMAN
VICE PRESIDENT, MARKETING

Was named VP, Marketing on Nov 3, 2016... Responsible for leading the marketing department efforts, overseeing promotions/events, broadcasting, game entertainment, community /player relations and amateur baseball... Joined Blue Jays in 2009 as Director, Game Entertainment, adding the responsibilities of promotions in 2010... Prior to joining the Blue Jays was a Creative Producer, Content and Production with Maple Leaf Sports & Entertainment... Received MLSE Rookie of the Year Award (2008)... While attending school worked nine years at Dome Productions and freelancing in multiple production capacities at various major sporting events... Graduated from University of Toronto with an Honours Bachelors of Arts Double Major: Communications and Culture & Information Technology... As well, received a diploma program in Information Technology at Sheridan College... Completed her MA Communications at York/Ryerson University... Thesis was on the Business of Contemporary Sports Television Broadcasting

and Production... Born in Toronto.



JAY STENHOUSE
VICE PRESIDENT, BASEBALL MEDIA

The 2017 season will mark his 33rd in the organization and his 13th season as Vice President, Communications/Baseball Media... Started with the Blue Jays organization in 1985 assisting with game day operations as part time runner... In that role performed a number of duties and was often assigned to assist the Public Relations department... Joined the Blue Jays in a full-time capacity in 1992 being named the Coordinator, Statistical Information for the Public Relations Department... In 1996 was promoted to Assistant Director, Public Relations and took on a greater role in the production of the media guide and regularly traveling with the team... Was promoted to take the lead role in the department as Director, Communications in October of 2002... Named Vice President Communications in October, 2002... Responsible for overseeing media communications for both the Toronto Blue Jays and Rogers Centre... During his tenure with the club has assisted Major League Baseball at numerous All-Star Games and Post Season

series... Attended the MLB Executive Development Program... Born and raised in Weston, Ontario, he now makes his home in Etobicoke with his wife and two children... Obtained a Bachelor of Arts degree in economics from Toronto's York University in 1991 after graduating from Weston Collegiate Institute in 1987... A former junior hockey player, he continues to be active in local hockey.

TORONTO BLUE JAYS OWNERSHIP

On March 26, 1976, the American League granted an expansion franchise to a group consisting of Labatt Breweries, Imperial Trust Limited and The Canadian Imperial Bank of Commerce. Both Labatt Breweries and Imperial Trust each controlled 45% of the team. The C.I.B.C. had the other 10% of the club. Imperial Trust was a holding company set up by the late R. Howard Webster, who was instrumental in the granting of the franchise in 1976. The Webster family still maintained their share of the ownership until selling their 45% to Labatt in November, 1991. The ownership then consisted of John Labatt Limited, 90% and Canadian Imperial Bank of Commerce, 10%. In June of 1995 John Labatt Limited was purchased by Interbrew S.A., Belgium's leading brewer.

In September of 2000, local ownership returned to the Toronto Blue Jays as Rogers Communications Inc. purchased 80% control of the franchise. John Labatt Limited (Interbrew) maintains a 20% interest while The Canadian Imperial Bank of Commerce relinquished their stake. In January of 2004 Rogers Communications Inc. acquired the remaining 20% of the Club. Rogers Communications Inc. now owns 100% of the Toronto Blue Jays Baseball Club.

On November 29, 2004, the Toronto Blue Jays reached an agreement with Sportsco International to acquire the former SkyDome. The purchase price for the stadium, now known as Rogers Centre, was approximately \$25 million (CDN).



BASEBALL OPERATIONS



TONY LACAVAL **SENIOR VICE PRESIDENT OF BASEBALL OPERATIONS** **AND ASSISTANT GENERAL MANAGER**

Born May 21, 1961 in Pittsburgh, Pennsylvania... Graduated from Central Catholic in 1979 where he played baseball... Obtained an Associates Degree from Gulf Coast Community College before transferring to the University of Pittsburgh... Left Pitt after two years to sign with the Pittsburgh Pirates as a non-drafted free agent... Spent two seasons in the club's minor league system as an infielder with Bradenton and Greenwood in 1983 and Macon in 1984... Joined the Anaheim Angels organization as an Associate Scout in 1989... Promoted to full-time duties as an Area Scout in 1991... Promoted again to the position of Regional Crosschecker in 1996, serving through 1999... Joined the Atlanta Braves as the National Scouting Supervisor in 2000... Named as the Director, Player Development for the Montreal Expos in September of that year overseeing the club's minor league field personnel and the farm teams... Spent the 2002 season with the Cleveland Indians as the National Crosschecker... Joined the Blue Jays organization on October 15, 2002 as Assistant to the General Manager... Named Assistant General Manager, Player Personnel in October of 2007, a role he held until spring of 2011 when he was appointed Vice President, Baseball Operations and Assistant General Manager... Added title, Senior Vice President of Baseball Operations and Assistant General Manager in December of 2015... Married with three children... Resides in Oakmont, Pennsylvania.



BEN CHERINGTON **VICE PRESIDENT OF BASEBALL OPERATIONS**

Was named Vice President of Baseball Operations on September 14, 2016... Was named Executive Vice President/General Manager of the Boston Red Sox on October 25, 2011, a position he held until August of 2015... This season will mark his 19th in Major League Baseball, 17 with the Red Sox organization (four as General Manager) one with Cleveland and now his first with Toronto... Going into his second year as Boston's GM, led one of the biggest turnaround seasons in Major League Baseball history in 2013, as the Red Sox won the division with an American League-best 97-65 record, capturing the franchise's 8th World Series Championship... As a result of the historic season, he was named Major League Baseball's Executive of the Year by both The Sporting News and the Boston Chapter of the BBWAA... Prior to being named GM, served as Boston's Senior Vice President and Assistant General Manager from January of 2009-11... In that role, he worked closely with Theo Epstein on all major league personnel matters, including evaluation and analysis, player acquisition, and contract negotiation... Acted as Red Sox co-General Manager, along with Jed Hoyer, from December 12, 2005 through January 19, 2006... From 2006 through 2008, served as Red Sox Vice President/Player Personnel, overseeing amateur scouting and player development in addition to consulting on all major league player acquisitions... Began his professional baseball career with the Cleveland Indians as an advance scout in 1998 and joined the Red Sox organization in 1999 as a Mid-Atlantic area scout before becoming a baseball operations assistant that May... Also served as Boston's coordinator of international scouting, assistant director of player development, and director of player development... A native of Meriden, NH, Cherington pitched for Lebanon (NH) High School and graduated with a degree in English from Amherst College, where he played four years of varsity baseball... Also spent a year as an assistant coach for his alma mater while working towards his master's degree from the University of Massachusetts' Sport Management Program... Completed Harvard Business School's Program for Leadership Development... Joined Columbia's University Sports Management faculty, teaching a class on leadership during the spring semester in 2016... Ben and his wife, Tyler, have two daughters, Adwen and Harper.



JOE SHEEHAN **ASSISTANT GENERAL MANAGER**

Named Assistant General Manager on September 29, 2016... Started with the Blue Jays in November 2010 as Baseball Information Analyst... On January 2, 2015 promoted to Manager, Baseball Research and Development, a role he held until his appointment as Director of Analytics in December of 2015... In that role was responsible for creating and communicating many of the advanced analytic metrics and processes used by Baseball Operations staff... Helped develop the teams internal scouting software as well as other systems used across all levels of the department... Responsible for managing departmental statistical and scouting databases... Worked for the Pirates from 2009-10, both as an intern and as a Baseball Operations Data Analyst, contributing analytic work to baseball operations decisions... Interned for Padres and Rockies in 2006 and 2008 respectively... Graduated from Oberlin College (Ohio) with a degree in Biology... Played baseball at Oberlin from 2002-2006... Originally from Winchester, MA (outside Boston), currently resides in Toronto.





ANDREW TINNISH
ASSISTANT GENERAL MANAGER

Born April 28, 1976 in Hamilton, Ontario... Grew up in Nepean, Ontario where he played minor baseball for East Nepean... Played baseball for Niagara University (NCAA) in 1997... Graduated from Brock University with a degree in Sports Management... Played for the Brock Badgers baseball club from 1995-1999... Was awarded the honour of Brock University Male Athlete of the Year for the 1999-2000 school year, as well as being named team MVP in the 1996, 1998 and 1999 seasons... Went on to pitch for the Quebec Capitales of the Northern League in the summer of 1999, appearing in 22 games, compiled a 3-1 record covering 38.2 innings... First joined the Blue Jays in April 2001 as an Intern in Baseball Operations... Moved into a full-time position in January 2002 as an Assistant in the Baseball Operations department... During July/August of 2002 acted as Hitting Coach for Team Canada at the FISU World University Games in Italy... Was named an Area Scout for the Blue Jays, covering North Florida and Alabama,

before being promoted to Scouting Coordinator in August 2003... Elevated to the position of Assistant Scouting Director on September 2006, a role he performed until his promotion to Director, Amateur Scouting on October 9, 2009 where he oversaw the direction of the Amateur Scouts in preparation for each season's Amateur draft... Named as Assistant General Manager on June 21, 2012... Oversees the clubs International Scouting operation.



DANA BROWN
SPECIAL ASSISTANT TO THE GENERAL MANAGER

In his eighth season as Special Assistant to the GM after eight seasons as the Director of Scouting for the Nationals/Expos, Brown will begin his 16th consecutive year in the front office this season. He has 27 consecutive years in professional baseball and helped to contribute to two post-season runs (2015 AL East Champs and 2016 wild card berth) as one of the organizations top evaluators... Prior to the Blue Jays, Brown had a major influence as the Director of Scouting with the Nationals/Expos for eight years drafting over 40 major league players including seven all-stars: Chad Cordero, Ian Desmond, Ryan Zimmerman, Marco Estrada, Jordan Zimmermann, Derek Norris and Stephen Strasburg... Prior to Brown's 15 year front office run, he worked with the Pittsburgh Pirates for eight years as an area scouting supervisor and East Coast Scouting Coordinator... Brown also coached two years in the minors and played three years, all with the Philadelphia Phillies organization after being drafted out of Seton Hall University in 1989 where

he played with Hall of Fame teammate Craig Biggio... He also played with three other major leaguers on that same team: Mo Vaughn, John Valentin and Kevin Morton... Brown was inducted into the Seton Hall University Hall of Fame in 2008... He also was inducted into the New Jersey Sportswriter Hall of Fame in 2012 for notable accomplishments in baseball... He is also in the New Brunswick High School Hall of Fame with high school teammate Eric Young who played 16 seasons in the big leagues... Brown has been interviewed for two General Managers positions: October 2010 with the New York Mets and September 2015 with the Seattle Mariners... He currently resides in Franklin Park, NJ with his wife Casandra and two children: son Dana Jr and daughter Autumn.



PERRY MINASIAN
SPECIAL ASSISTANT TO THE GENERAL MANAGER

Named as Special Assistant to the General Manager on September 29, 2016 after six seasons as Director of Professional Scouting where he created the strategy and direction of all professional scouts in the organization... Joined the organization as a Major League Scout on January 30, 2009... Brings 29 years of baseball experience to the organization, having served as a batboy for the Texas Rangers from 1988-96, then serving as a clubhouse attendant from 1997-2002, before moving into a scouting role in 2003 as a Staff Assistant... Prior to his arrival in Toronto spent two seasons as an Advance Major League Scout for the Rangers... Served as staff assistant to Buck Showalter and Major League coaching staff from 2003 - 2006... Perry comes from a deep rooted baseball family, with his father (Zack) having served over 30 years in professional baseball... Younger brother Calvin is the Minor League Clubhouse Manager for the Washington Nationals and younger brother Zack serves as the Special Advisor, Scouting for the

Milwaukee Brewers... Born in Chicago, Illinois and raised in Arlington, Texas... Studied Business at the University of Texas-Arlington... Married with three children.



MIKE MUROV
DIRECTOR, BASEBALL OPERATIONS

Enters his second season with the Blue Jays after spending six years with the Red Sox, most notably as the club's Assistant Director of Major League Operations... Is responsible for creating and implementing decision-making systems and processes across Baseball Operations, while assisting in the preparation and analysis of financial, statistical, and contractual information, coordinating contract negotiation and arbitration preparation... Began his career in baseball in 2008 as a Player Development intern with the Florida Marlins organization... Worked for the Cincinnati Reds as an intern in 2009 before joining Boston's Player Development department in 2010... Attended Dartmouth College where he majored in government and minored in history, graduating with high honours in 2007.





MIKE SHAW
DIRECTOR, TEAM TRAVEL AND CLUBHOUSE OPERATIONS

Born October 30, 1968 in Halifax, Nova Scotia... Raised in Montreal, Quebec... Played baseball through the junior ranks in the Montreal Lac St. Louis League... Graduated from Montreal's Marymount Academy in 1986, capturing a provincial physical education award in his final year... Attended Dawson College, earning a Diploma in Social Sciences in 1989... Graduated with an Honours Bachelor of Commerce in Sports Administration from Sudbury's Laurentian University in 1995... Joined the Blue Jays organization in 1996 taking on a part-time position in the Club's ticket office... Joined the PR staff as an assistant in 1997, before being appointed as the Manager, Baseball Information in 1999... Appointed to Manager of Team Travel in November 2004, overseeing the team's transportation and accommodations in Spring Training and throughout the regular season... Was promoted to Director of Team Travel and Clubhouse Operations in January, 2011... In a vote amongst his peers, was awarded Travel Secretary of the Year in

December of 2014... Has two children and resides in Oakville.



SANJAY CHOUDHURY
MANAGER, ANALYTICS

Enters his second season with the Blue Jays . . . Responsible for conducting research and analysis to support decisions across Baseball Operations, including contract negotiations and player transactions . . . Previously employed by KIPP DC Charter Schools and Deloitte Consulting . . . Holds his B.A. and M.P.P. from the University of Virginia, where he graduated from the Batten School of Leadership and Public Policy . . . Native of Pittsburgh, PA.



HEATHER CONNOLLY
SENIOR MANAGER, MAJOR LEAGUE ADMINISTRATION

2017 will mark her 34th year with the Blue Jays Organization... Named to the role of Administrator, Baseball Operations in January 2010, working alongside senior management in baseball operations... Appointed to the role of Manager, Major League Administration in January of 2015 and subsequently named Senior Manager, Major League Administration in September 2016... Prepares and maintains all Major League paperwork including contracts for players, coaches, scouts and support staff, immigration documents, employment visas, and hiring paperwork... Serves as an active liaison with the Commissioner's Office, the Department of Immigration and Human Resources Canada in this regard... Also plays an important role in the preparation and maintenance of the financial budget for baseball operations... Originally joined the Club in February 1984, working as an Administrative Assistant in Ticket Sales & Service... Moved from the box office in December 1988, being named as Executive Assistant, Baseball Operations & Player

Personnel... In November 2004 named Executive Baseball Assistant, Major League Operations... Served in this capacity until being named to her current role... Born on November 4, 1961 in Toronto... Raised and educated in the city at Richview Collegiate Institute and Humber College... Has one grown son, one daughter-in-law and two grandsons.



RON SANDELLI
DIRECTOR, TEAM SAFETY

A highly recognized 30-year veteran of the Toronto Police, he has overseen team security for the Toronto Blue Jays Baseball Club since November 2001... Born July 5, 1944 in Toronto... Raised and educated in the city at York Memorial Collegiate and the University of Toronto... Entered Police College in 1965, being named as a Constable in July of that year... Climbed steadily through the investigational ranks of the Toronto Police, being named as a Detective in the "Fraud Squad" in 1974... Entered the city's Intelligence Unit in 1977 as a Detective rising to the post of Unit Commander of Police Intelligence Services... Spent ten years in the CFSEU (Combined Forces Special Enforcement Unit), the first unit of its kind in Canada specializing in the investigation and apprehension of suspects involved with organized crime... Became recognized as an expert authority in the field of organized crime, being called to testify in cases around the globe... Retired from active police duty in 1995... Prior to his retirement, served as the Resident Agent

for the Blue Jays between the 1993 and 1995 seasons... Shortly afterwards began working privately in security for a subsidiary of Magna International... An avid baseball fan and player, he led the Toronto Police Fast Pitch Team to three gold medal wins and one silver medal at the bi-annual World Police Games during the 1980's, including a championship victory over the LAPD in the inaugural competition... Served as a player/manager earning the nickname "Coach", a moniker that has stuck with him since... A resident of Ballantrae, he is married with two children and four grandchildren.





ANGUS MUGFORD
DIRECTOR, HIGH PERFORMANCE

Was appointed to oversee the formation of a new department by Mark Shapiro upon his arrival as President of the Blue Jays in 2015...This department is one of the first of its kind to exclusively focus on the holistic support of the development and performance of players, coaches and staff...Will oversee the integration of an interdisciplinary performance team, including sports medicine, strength and conditioning, mental performance, and nutrition with a sport science based approach...Came to the Blue Jays from IMG (International Management Group), where he'd served for over a decade, leading their external consulting through the IMG Institute and had developed programs and overseen mental conditioning and performance programs as part of IMG Academy, for professional and junior athletes and coaches, as well as US military special operations and executives...Has a PhD from the University of Kansas, and in 2015 he was elected by his peers as the president of the Association for Applied Sport Psychology (AASP),

the leading professional organization for applied sport psychology consultants in the world...Has authored in many academic as well as professional publications, presented at conferences across the globe, and has a track record as a consultant on mental performance as well as leadership, culture change and human performance teams...Is originally from the United Kingdom, but now lives in Florida with his wife Sarah, and their sons, Will and Tom.



CLIVE BREWER
ASSISTANT DIRECTOR, HIGH PERFORMANCE

Joined the organization in 2016 as the Assistant Director of High Performance...Has previously consulted with a number of other organizations around the globe, such as Manchester United FC, USA Football, Wimbledon tennis championships, the UK Strength and Conditioning Association, Scotland National Rugby League, Liverpool Ladies FC, the International Association of Athletics Federations (IAAF), and IMG Academy...Is a world recognized expert in human, athlete development and applied sports science... As Head of athlete development at Widnes Vikings Rugby League Club (2011-2014), the club achieved their highest Super League finish, while injuries were reduced by over 18% each year...A graduate of the Masters sports science program's at Loughborough, he achieved a first class honours degree in sports science at Brunel University... His 20-year career has included National lead roles as the Head of Human Performance (strength and conditioning, science and medicine) with the Rugby Football League (2009-2011)

and SportScotland's National program manager for Athlete Development (2003-2009)... Is accredited by the UK Strength and Conditioning Association (UKSCA), the National Strength and Conditioning Association (USA), and the British Association of Sport and Exercise Sciences as a support scientist... Is a chartered scientist with The Science Council in the UK, and an original member of the British Olympic Association register of strength and conditioning coaches... In August 2015, was awarded the Fellowship of the UKSCA in recognition of his contribution to the industry... As the IAAF strength and conditioning expert editor, was Scotland's first national strength & conditioning coach for track and field... Has additionally worked with sports as diverse as tennis, soccer, rugby union, and bobsleigh at professional and international levels... Has authored a number of papers and book chapters on applied sports science, training methods, and athletic development coaching and has written two books on training methods for coaches... A native of the UK, Brewer lives in the Tampa metropolitan area with his wife, a recognised expert in coach development, while working across Canada & the USA with the Toronto Blue Jays baseball organization.



GEORGE C. POULIS
HEAD ATHLETIC TRAINER

George, 51, begins his 15th year as the head athletic trainer with the Blue Jays' Major League Club after serving as the assistant athletic trainer for three years... Prior to the Blue Jays, he was an athletic trainer in the San Diego Padres' Minor League system for 10 years... Poulis got his first experience with professional sports in 1986 as an athletic training intern for the NFL's Cleveland Browns Football Club... A Cleveland native, Poulis earned his undergraduate degree from Baldwin-Wallace College in Berea, Ohio, and earned his master's degree from the University of Alabama... He worked his way up through the Padres' Minor League system with stops in Waterloo, Iowa (Class A); Wichita, Kan.; Memphis, Tenn.; Mobile, Ala. (Class AA); and Las Vegas, NV (Class AAA)... At the conclusion of the 1998 Minor League season, Poulis assisted the San Diego Padres' Athletic Training Staff during the 1998 playoffs and World Series... During the off-season, Poulis and his wife Jenny live in Florida with their three daughters, Lainey, Evy and Nicki.





NIKKI HUFFMAN
HEAD PHYSICAL THERAPIST

Was hired as the Blue Jays' first Physical Therapist and Rehab Coordinator in December of 2016 in a growing High Performance Department... Was named Head Physical Therapist by the Blue Jays in 2017... Is a Doctor of Physical Therapy and a Certified Athletic Trainer... Is a Board Certified Sports Clinical Specialist, recognized by the American Physical Therapy Association... Has a Doctorate of Physical Therapy from the University of St Augustine for Health Sciences with a specialty focus in manual therapy as well as a Bachelor's degree in Athletic Training from Averett University, where she was a two sport athlete in basketball and lacrosse as well as an Academic All-American each year... Her career has included time spent at Atlanta Falcons Physical Therapy where she became certified and trained in dry needling, followed by completion of a rigorous Post Professional Sports Residency and Division I Sports Fellowship at Duke University where she worked with athletes in football, basketball, baseball and Olympic sports... During her

time at Duke, Nikki was also involved in conducting research on dry needling outcomes and loaded hip range of motion in athletes as well as served as a consultant for professional athletes in the Michael W. Krzyzewski Human Performance Laboratory (K-Lab)... Is passionate about the management of athletes from rehab to high level performance utilizing hands on techniques as well as progressive loading and data integration... She uses this process to evaluate athlete movement on a daily basis and communicate across medical and strength and conditioning fields for optimal player centered care... Is originally from Hickory, NC and when not working with Blue Jays athletes, you will find her passionate about life while overseeing her fantasy football leagues, competing in pick-up basketball, and spending time with her family, friends, and pets.



DONOVAN SANTAS
HEAD OF STRENGTH & CONDITIONING

Is Head of Strength and Conditioning for the Toronto Blue Jays Baseball Club... Since receiving a B.S. in Exercise and Sports Science from the University of Wisconsin-La Crosse, he's worked in professional baseball for 17 years—15 within the Toronto Blue Jays organization... In addition to being a member of the National Strength and Conditioning Association, Santos is also been an active member of the Professional Baseball Strength Coaches Society, serving on the Board of Directors for two years... Lives in New Port Richey, FL with his wife and seven-year-old son Luke.



STEPHANIE WILSON
HEAD OF NUTRITION

Was appointed in 2017 to oversee the new development of nutrition tier within the High Performance department... This nutrition program is one of the first to be incorporated at MLB, focusing on fueling strategies to optimize performance and recovery... Oversees the education and integration of fueling principles into the daily routines of our teams... Joined the Blue Jays after serving as Director of Nutrition for the Florida Gators since 2015... With the Gators, oversaw the nutrition program for ~500 student-athletes, including the education, sports science, and access to fuel on a daily basis... Prior to University of Florida, worked for IMG Academy, leading their nutrition program with over 200 professional athletes ranging from MLB, NFL, and other professionals... Completed her PhD from Grand Canyon University and is accomplished in research having published in over a dozen multiple high-impact, peer-reviewed journals to contribute her expertise to the field of sport science... Is also one of five Level 3 Anthropometrists in the US,

a distinction respected internationally for its high standards for assessing body composition with elite and olympic athletes... Many have recognized her enthusiasm and dedication to growing the field of nutrition, as she was recipient of six prestigious awards and has been invited to speak in multiple countries on program development... Although originally from St. Louis, Stephanie now lives in Florida with her husband, Jacob.



PADDY STEINFORT
HEAD OF MENTAL PERFORMANCE

Was appointed as the Blue Jays first ever Mental Performance coach for the 2016 season, and is now head of their newly created Mental Performance department... Paddy is responsible for leading a cutting-edge program focused on improving the mental performance of all the players - from major leaguers all the way down to rookies - in order to help them maximize their talent under pressure at the highest level... Oversees the design and delivery of interventions aimed at improving mental toughness and focus under pressure, as well as collection and research of psychometric and cognitive neuroscience data, using innovative tools and methods including emerging technologies... Began working with the Blue Jays in early 2016, having just finished with the Philadelphia Eagles in the NFL, and prior to that was a former pro athlete & coach in his home country of Australia... Graduated with Honors from the Masters in Applied Psychology program at the University of Pennsylvania, on top of a Bachelor of Physiotherapy at the University

of La Trobe in Australia... Is the best-selling author of 'Breakfast With Bails', a true story about coaching, leadership & life at the top end of elite sports... Originally from Melbourne, Australia (where he played professional football for 7 years), now based in New York City.





DR. JASON SMITH
HEAD PHYSICIAN/ORTHOPEDIC SURGEON

Dr. Jason Smith is a Royal College Board-Certified Sports Orthopedic Surgeon, with specialization in ligament reconstruction and arthroscopic procedures of the shoulder, elbow and knee... In addition to his responsibilities as team doctor for the Toronto Blue Jays, Dr. Smith also serves as the Chief of Orthopedics at the Rouge Valley Centenary Hospital... Holds an undergraduate degree from Princeton University (A.B. Ecology and Evolutionary Biology) where he also played division 1 NCAA hockey... Following Princeton he played a year of professional hockey in the Calgary Flames organization (4th round draft pick 1993)... Ended his hockey career due to the increasing risks associated with cerebral concussions and attended the University of Calgary Medical School (M.D), where he graduated in 2001... Completed his Residency in Orthopedic Surgery in 2006 from McGill University... Afterwards he completed a one-year fellowship in Sports Orthopedics with the renowned James Andrews, at the American Sports Medicine

Institute in Alabama... Is one of a small handful of surgeons in Canada who perform the "Tommy John" elbow ligament reconstruction in pitchers.



SAM LIMA
EAP DIRECTOR

Sam has been with the Toronto Blue Jays Baseball Club since 2014... As Employee Assistance Program Director, Licensed Clinical Mental Health Counselor and National Certified Counselor Sam provides critical support to staff, players and family members... Additionally, Sam maintains a vibrant private practice where he focuses on adolescents, young adults, and families, with clinical issues impeding daily functioning and performance... Sam brings a depth of life experiences derived from over thirty years on service in the United States Marine Corps and the Department of Homeland Security... Is bilingual and bicultural having travelled extensively throughout the world ~ a culturally diverse practitioner and life long learner... Having, earned a Master's Degree in Management from Saint Mary University, a Master's in Clinical Mental Health Counseling from Argosy University, and A Master's Level Certificate in Latin American Studies for the Inter-American Defense College... Today, Sam continues his professional education as

a Doctoral student at Argosy University working toward a degree in Education and Clinical Supervision... Is a member of the International Employee Assistance Professional Association, a member of the Central Florida Chapter and is certified to provide mental health services as crisis response support... Has four adult children in full flight and lives with his lovely wife Anne, and a teenage daughter Sloane.



MIKE FROSTAD
ASSISTANT ATHLETIC TRAINER

Mike, 44, begins his 22nd season with the Toronto Blue Jays and 6th year as the Assistant Athletic Trainer... A Calgary native, Frostad earned his undergraduate degree from the University of Calgary and is certified by the NATA... Started his baseball career in 1996 with the St. Catharines Stompers (Short A) and made stops along the way in Medicine Hat, Alberta; Hagerstown, Maryland and Dunedin, Florida... Was named to the position of Minor League Medical Coordinator in 2005, a position he held until the 2010 season when he was appointed to Toronto as the Assistant Athletic Trainer... Returned to the role of Medical Coordinator in 2011 and 2012 before returning to Toronto... In 2004 and 2005 he won the Athletic Trainer of the Year Award for the Florida State League... In 2005 was also the recipient of the Minor League Athletic Trainer of the Year Award... During the off season, Frostad resides in Oldsmar, Florida with his wife Candace.



CHRIS JOYNER
MAJOR LEAGUE HEAD STRENGTH & CONDITIONING COORDINATOR

Entering his 4th season as Strength and Conditioning Coach for the Toronto Blue Jays... Graduated from Minnesota State University, Mankato with a Bachelor of Science degree in Exercise Science... Coached high school baseball, football and weight lifting for two years prior to joining the Blue Jays as a strength and conditioning intern for their Syracuse (AAA) and Auburn (Short-A) clubs... Named Minor League Strength and Conditioning coordinator in January 2003... Was named as Major League Strength and Conditioning Coach for the Milwaukee Brewers in December 2006 and would spend the next four seasons in that role before returning to the Blue Jays organization as Assistant to the Minor League Coordinator for the 2011 season... Spent 2012-13 as the Assistant Minor League Strength and Conditioning Coordinator before accepting Major League position for the 2014 season... Is a Certified Strength and Conditioning Specialist

and Registered Strength and Conditioning Coach through the National Strength and Conditioning Association (NSCA)... Lives in Trinity, Florida with his wife and two children.





JEFF STEVENSON
ATHLETIC TRAINER & TRANSACTION COORDINATOR

Jeff, 47, begins his second season with the Toronto Blue Jays major league staff... Joined the Blue Jays in 2011 as their Rehab Coordinator, and spent the past three seasons as the Athletic Training and Rehab Coordinator... Prior to joining the Blue Jays, spent 18 seasons in the Kansas City Royals system... After spending nine seasons with Triple-A Omaha, where he earned PCL Athletic Trainer of the Year in 2005, was promoted to Assistant Athletic Trainer for their Major League club for the 2008 and 2009 seasons... Was honored as the Dick Howser Award winner in 1999 for his outstanding contributions to the organization in the Player Development Department... A native of Michigan, Stevenson earned his degree in athletic training from Indiana University... Currently resides with his wife, Christy, and children Brennan, Michael and Meg in Palm Harbor, Florida.



SCOTT WEBERG
MAJOR LEAGUE ASSISTANT STRENGTH & CONDITIONING COORDINATOR

Entering his first season as Major League Assistant Strength and Conditioning Coach for the Toronto Blue Jays... Attended Porterville College, in Porterville, California. Transferred to Grand View University, Des Moines, Iowa, where he received his BA Degree... Played four years of College Baseball... Received his Master's Degree from Morehead State University, Morehead, Kentucky... Was the Graduate Assistant Strength and Conditioning Coach at Morehead State University prior to joining the Chicago Cubs as the AAA Iowa Cubs affiliate Strength and Conditioning Coach, where he held that position for 2 years... Spent the 2009-2010 seasons as the Chicago Cubs Assistant Minor League Strength and Conditioning Coordinator. Joined the Toronto Blue Jays in 2012 as the Dunedin (A+) Strength and Conditioning Coach before accepting the Assistant Minor League Strength and Conditioning Coordinator position in 2014-2015...

Was promoted to the Minor League Strength and Conditioning Coordinator for the Toronto Blue Jays in January 2016. Is a Certified Strength and Conditioning Specialist and Registered Strength and Conditioning Coach through the National Strength and Conditioning Association (NSCA)... Born in Kelowna, British Columbia, Canada, and currently lives in Dunedin, Florida.



TODD EARL
MASSAGE THERAPIST

Returns for his 7th season with the Toronto Blue Jays... A long-time resident of the Tampa Bay, Florida area, Todd spent several years with the Tampa Bay Buccaneers, before joining the staff of the Blue Jays... Is a 2005 graduate of Suncoast School of Massage, and resides in Spring Hill, Florida... Enjoys hiking, going to the movies, and yoga... Has one daughter who is currently on active duty with the United States Navy.



NIGEL BATSON
MAJOR LEAGUE CHEF

Entering his 9th season as Major League Chef for the Toronto Blue Jays... Graduated from George Brown Culinary School in 2008... Worked for the Toronto Blue Jays for two years prior to becoming the Head Chef... Worked for numerous restaurants around Toronto including The Keg, Baton Rouge, Williams Landing, Wayne Gretzky's, and Richtree... Lives in Toronto, Ontario.



**JEFF ROSS****SENIOR MANAGER, EQUIPMENT & HOME CLUBHOUSE SERVICES**

One of the few remaining charter employees... Joined the club prior to its inception and served as Equipment Manager since 1981... Named Senior Manager, Equipment and Home Clubhouse Services prior to 2017 season...Ran the visiting clubhouse at Exhibition Stadium during the Blue Jays first four seasons of operation... Responsibilities include maintenance of all uniforms and equipment as well as overseeing the transport of such items during the regular season... Graduated from Darcy McGee High School in Montreal... Attended Dawson College and worked part-time for the Montreal Expos as a member of their grounds crew and in the clubhouses... Enjoys golf and fishing... Married... Montreal native now makes his home in Palm Harbor, Florida.

**KEVIN MALLOY****SENIOR MANAGER, HOME CLUBHOUSE OPERATIONS**

Originally joining the Blue Jays in 1982, he has served as the team's Clubhouse Manager since 1996... Named Senior Manager, Home Clubhouse Operations prior to the 2017 season... Graduated from Seneca College in 1987 where he studied Marketing and Administration... Has worked for the Toronto Blue Jays since 1982 when he began as a seasonal assistant in the Blue Jays Clubhouse... Responsible for co-coordinating the clubhouse responsibilities with Equipment Manager, Jeff Ross and overseeing and directing the seasonal clubhouse assistants... Married with two children... Enjoys ice hockey, downhill skiing and golf... Resides in Pickering, Ontario.

**MUSTAFA (MOOSE) HASSAN****ASSISTANT MANAGER, HOME CLUBHOUSE**

Enters his 17th season in the Toronto Blue Jays organization and first as Assistant Clubhouse Manager... Began as the Blue Jays Ballboy from 2001-2003 before moving to team Batboy from 2004-2006... In 2007 moved into the role of Clubhouse assistant where he would stay until moving into his current role... Mustafa was raised, educated and currently resides in the city of Toronto.

**LENNY FREJLICH****VISITING CLUBHOUSE MANAGER**

Stands as one of the few remaining charter employees... Joined the Club prior to its inception and has served as the Visiting Clubhouse Manager since 1996... Began working with the club in the ticket office, serving as Assistant Director, Tickets in the club's inaugural season... Joined the operations department for the 1986 season as the Assistant Director... Responsible for hosting all visiting clubs and the care of their equipment and uniforms... Attended Michael Power Collegiate in Toronto before graduating from Wilfred Laurier University where he studied Business Administration... Married with one child... Enjoys horse racing, ice hockey and golf.

**ALEX ANDREOPOULOS****BULLPEN CATCHER**

Alekos (Alex) Andreopoulos... Married with one child... Born and raised in Toronto, Ontario... Named to his current position in 2003... Attended Seton Hall from 1992-95, the catcher earned conference all-star honours in each of his seasons... Named as the Big East Conference Rookie of the Year and included on Baseball America's Freshman All American team in 1992... Selected in the 17th round by Milwaukee in 1995, he spent eight seasons in the minors in the Brewers, Indians, Expos and Cardinals organizations... Batted .288 with 37 home runs and 268 RBI in 525 career minor league games.





JASON PHILLIPS
BULLPEN CATCHER

Is in his second season as bullpen catcher for Toronto after seven in the same capacity with Seattle... Spent parts of seven Major League seasons (2001-07) with the New York Mets, Los Angeles Dodgers and Toronto Blue Jays, primarily as a catcher and first baseman... Originally selected by the Mets in the 24th round of the 1997 June draft out of San Diego State University.



JOSUE PELLEY
INTERPRETER

Born in Valencia, Venezuela... Moved to Montreal in 1998... Attended high school at Ecole Secondaire Edouard-Montpetit in 2005... Graduated from Seminole State College, a Junior College in Oklahoma in 2007... Played for the Canadian National Junior National team from 2005 to 2006 before being drafted by the Washington Nationals in 2005 and by the Pittsburgh Pirates in 2007... Committed to TCU but signed with the Pirates in 2007... Named as the community commitment program honoree while in the Pirates system... Traded to the Red Sox in 2010 and played thru 2011... Signed with les Capitales de Quebec an independent baseball League, where he won two titles (2012-13) and was awarded the best catcher under 25 years old in all independent baseball leagues... Has worked as a coach with different baseball programs in Quebec since 2007, including the Academie of Baseball Canada... Joined the Blue Jays in 2015 as an interpreter and batting practice pitcher.



JOHN BABOCSI
ASSISTANT, ADVANCE SCOUTING

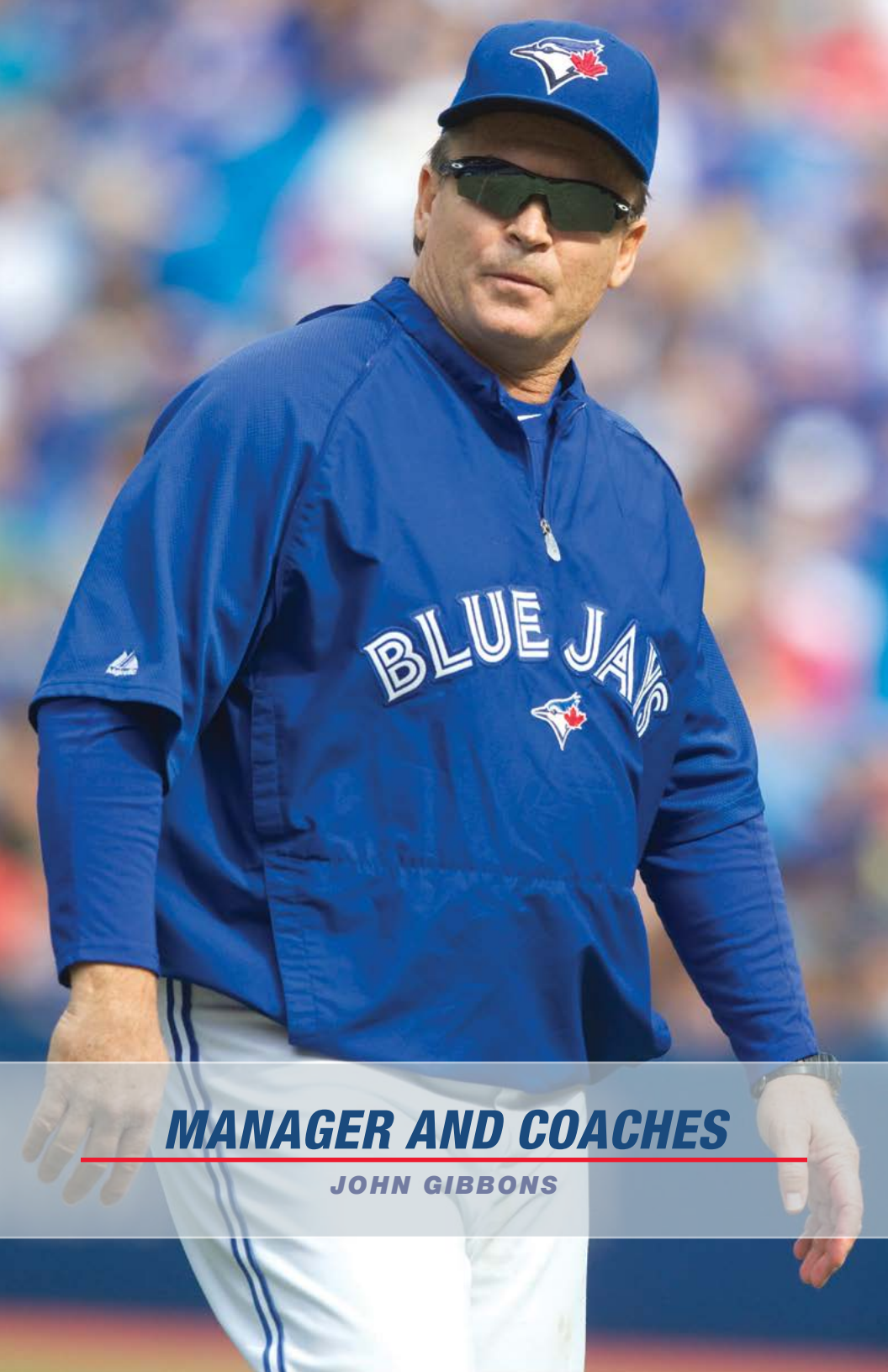
Born and raised in Rochester, NY... Graduated from Webster Schroeder HS in 2010... Attended Hilbert College in Hamburg, NY, graduating Summa Cum Laude with a Bachelor's degree in Business Administration in May 2014... Played four years of varsity college baseball, serving as Hilbert's captain as both a junior and senior... Named the 2014 Allegheny Mountain Collegiate Conference Male Student Athlete of the Year and the 2014 Hilbert College Male Senior Athlete of the Year... Earned an MBA from the University of Rochester's Simon School of Business in March of 2016, with a concentration in Competitive Strategy/Analytics... Interned in Business Development with the Buffalo Bills and in Advance Scouting/Video with the Washington Nationals while completing his undergraduate and graduate degrees... Joined the Blue Jays organization prior to the 2016 season, assisting in Advance Scouting... Promoted to his current position following the 2016 season.



ROBERT BAUMANDER
VIDEO OPERATIONS

Joined the organization in 1980 working with the Grounds Crew... In 1981 moved into Video Production, while studying Film and TV Production at Humber College... Has now been the Video Coordinator for both the Major League team and minor league affiliates for more than 20 years... Born in North York, Ontario, he enjoys photography, woodworking and bird watching in the off-season.





MANAGER AND COACHES

JOHN GIBBONS



GIBBONS JOHN

5 MANAGER

BIRTHDATE June 8, 1962
 OPENING DAY AGE 54
 BIRTHPLACE Great Falls, MT
 RESIDENCE San Antonio, TX

APPOINTED:

- Named as the Manager for the Toronto Blue Jays for the second time on November 20, 2012.
- Was appointed on October 4, 2004 in his first stint as manager through to June 20, 2008.

PERSONAL:

- John Michael Gibbons.
- Graduated from MacArthur High School in San Antonio, TX where he was an All-District and All-City selection.
- Spent parts of three seasons as a catcher with the Mets.

PROFESSIONAL CAREER:

- Was a first round selection by the New York Mets in the 1980 draft.
- Named as the lone catcher on the post-season All-Star Team in 1983 for Jackson in the Texas League... Shared the Doubleday Award with Herm Winningham as the club's Most Valuable Player.
- Made his ML debut on April 11, 1984 vs Atlanta going 0-5 with an RBI in a 6-1 victory... First ML hit was a single against the Expos Bryn Smith in the Mets home opener on April 17.
- Selected to appear in the International League All-Star Game and was named to the year end All-Star team in 1987.
- Appeared in eight games for the Mets in 1986 hitting .474 with a home run and an RBI... Hit safely in each of the five games he started for the Mets... As a starter was 9-18... On September 20 vs the Phillies collected a career-high four hits and belted his only ML home run against Mike Jackson, a solo shot in a 9-5 win.
- Hit two grand slams in 1987 to become the Tidewater franchise leader in slams with five.
- Joined the Dodgers organization on April 1, 1988 being traded for IF Craig Shiple.
- Joined the Texas Rangers organization as a free agent in 1989 and spent the entire season with Oklahoma of the American Association (AAA).
- In 1990 joined the Phillies organization and spent the season with Scranton of the International League (AAA).

COACHING CAREER:

- Spent first four seasons in Mets organization as a roving minor league instructor and coach at Capital City (A).
- Made his managerial debut in 1995 and led Kingsport to the Appalachian League Championship (A)... Was named the Appalachian League Manager of the Year after posting a 48-18 record in the regular season... Captured his second championship in as many years as he led St. Lucie to a Florida State League (A) Championship in 1996... Was the Eastern League Manager of the Year in 1998 at Binghamton and winner of the Casey Stengel Award as the Mets organizational Manager of the Year... Spent three seasons leading the Norfolk Tides of the International League (AAA)... Led the Tides to a first place finish in 2001 after posting an 85-57 record.
- Named Bullpen Catcher for the Toronto Blue Jays on January 1, 2002... Promoted to First Base Coach on June 3, 2002.
- Managed three games as interim manager in place of Carlos Tosca during the 2003 season, winning all three games... Was named interim manager of the Blue Jays on August 8, 2004, after Carlos Tosca was relieved of his duties... Appointed as the 9th full-time manager in Blue Jays history on October 4, 2004.
- Remained in the role as manager until June 20, 2008 finishing with a 305-305 record, highlighted by an 87-75 record and second place finish in 2006.
- Spent three seasons as the Kansas City Royals Bench Coach from 2009-2011
- In 2014 managed the San Antonio Missions (AA) of the Texas League in the San Diego Padres organization, finishing with a 60-80 record.
- Led the 2015 Blue Jays to their first division title and post-season appearance since 1993... Defeated the Rangers in the ALDS in seven games before losing the ALCS to the eventual World Series Champions Kansas City Royals in six contests.
- Returned to the post-season in 2016, earning a wild card birth... Won the Wild Card game over Baltimore and defeated Texas for a 2nd straight season in the ALDS... Lost in the ALCS to Cleveland in five games.
- Returns for a 5th season in his 2nd term and 9th overall... Is 339-309 in his 2nd term.

AGE WHEN MANAGERS TOOK OVER THEIR FIRST GAME

| MANAGER | FIRST GAME | AGE |
|----------------|----------------|-----|
| Bobby Mattick | April 9, 1980 | 64 |
| Cito Gaston | June 20, 2008 | 63 |
| Jim Fregosi | April 6, 1999 | 57 |
| Mel Queen | Sept. 24, 1997 | 55 |
| Buck Martinez | April 1, 2001 | 52 |
| Roy Hartsfield | April 7, 1977 | 51 |
| John Gibbons** | April 2, 2013 | 50 |
| Tim Johnson | April 1, 1998 | 48 |
| Carlos Tosca | June 3, 2002 | 48 |
| John Farrell | April 1, 2011 | 48 |
| Cito Gaston | May 15, 1989 | 45 |
| Jimmy Williams | April 8, 1986 | 42 |
| John Gibbons** | Aug. 8, 2004 | 42 |
| Bobby Cox | April 6, 1982 | 40 |

** denotes active manager



JOHN GIBBONS

| Year | Club & League | AVG | G | AB | R | H | 2B | 3B | HR | RBI | BB | SO | SB |
|---------------------|---------------|------|------|------|-----|-----|-----|----|-----|-----|-----|-----|----|
| Minor Totals | | .254 | 1178 | 3837 | 498 | 974 | 166 | 21 | 107 | 514 | 482 | 894 | 30 |
| MAJOR TOTALS | | .220 | 18 | 50 | 5 | 11 | 4 | 0 | 1 | 2 | 6 | 16 | 0 |

MANAGERIAL/COACHING CAREER

| | |
|---------|---|
| 1991-93 | Instructor, Minor League (Mets) |
| 1994 | Coach, Columbia, South Atlantic League (Mets) |
| 1995 | Manager, Kingsport, Appalachian League (Mets) |
| 1996-97 | Manager, St. Lucie, Florida State League (Mets) |
| 1998 | Manager, Binghamton, Eastern League (Mets) |
| 1999-01 | Manager, Norfolk, International League (Mets) |
| 2002 | Bullpen Catcher/First Base Coach, Toronto Blue Jays |
| 2003 | First Base Coach, Toronto Blue Jays |
| 2004 | First Base Coach/Interim Manager, Toronto Blue Jays |
| 2005-08 | Manager, Toronto Blue Jays |
| 2009-11 | Bench Coach, Kansas City Royals |
| 2012 | Manager, San Antonio, Texas League (Padres) |
| 2013- | Manager, Toronto Blue Jays |

RECORD AS MANAGER

| Year | Club & League | W-L | PCT | Finish |
|---------------------|-------------------|---------|-------|--|
| 1995 | Kingsport (Appy) | 48-18 | .727 | 1st in div, won championship |
| 1996 | St. Lucie (FSL) | 71-62 | .534 | 3rd (1st half), 1st (2nd half), won championship |
| 1997 | St. Lucie (FSL) | 54-81 | .400 | 4th (1st half), 6th (2nd half) |
| 1998 | Binghamton (East) | 82-60 | .577 | 2nd, lost in semis |
| 1999 | Norfolk (Int) | 77-63 | .550 | 3rd in div |
| 2000 | Norfolk (Int) | 65-79 | .451 | 3rd in div |
| 2001 | Norfolk (Int) | 85-57 | .599 | 1st in div, lost in semis |
| 2003 | TORONTO (AL) | 3-0 | 1.000 | (interim) |
| 2004 | TORONTO (AL) | 20-30 | .400 | 3rd in div |
| 2005 | TORONTO (AL) | 80-82 | .494 | 3rd in div |
| 2006 | TORONTO (AL) | 87-75 | .537 | 2nd in div |
| 2007 | TORONTO (AL) | 83-79 | .512 | 3rd in div |
| 2008 | TORONTO (AL) | 35-39 | .473 | 5th in div |
| 2012 | San Antonio (Tex) | 60-80 | .429 | 4th in div |
| 2013 | TORONTO (AL) | 74-88 | .457 | 5th in div |
| 2014 | TORONTO (AL) | 83-79 | .512 | 3rd in div |
| 2015 | TORONTO (AL) | 93-69 | .574 | 1st in div |
| 2016 | TORONTO (AL) | 89-73 | .549 | 2nd in div |
| Minor Totals | | 542-500 | .520 | |
| MAJOR TOTALS | | 644-614 | .512 | (3-0 as interim manager) |

POST SEASON PLAY

| Year | Club & League | W-L | PCT | Finish |
|---------------------|-------------------|-------|------|-------------------------------------|
| 1995 | Kingsport (Appy) | 2-1 | .667 | (Won Championship) |
| 1996 | St. Lucie (FSL) | 5-1 | .833 | (Won Championship) |
| 1998 | Binghamton (East) | 1-3 | .250 | (Lost in semi-finals) |
| 2001 | Norfolk (Int) | 2-3 | .400 | (Lost in semi-finals) |
| 2015 | TORONTO (AL) | 5-6 | .455 | (Won Div series; Lost ALCS) |
| 2016 | TORONTO (AL) | 5-4 | .556 | (Won WC; Won Div series; Lost ALCS) |
| Minor Totals | | 10-8 | .556 | |
| MAJOR TOTALS | | 10-10 | .500 | |

MANAGERS

| | G | W | L | PCT | YEARS |
|-----------------|------|-----|-----|------|-------------------------|
| Gaston, Cito | 1764 | 913 | 851 | .518 | 1989-1997, 2008-2010 |
| Gibbons, John** | 1258 | 644 | 614 | .512 | 2004-2008, 2013- |
| Cox, Bobby | 647 | 355 | 292 | .549 | 1982-1985 |
| Williams, Jimmy | 522 | 281 | 241 | .538 | 1986-1989 |
| Hartsfield, Roy | 484 | 166 | 318 | .343 | 1977-1979 |
| Tosca, Carlos | 382 | 191 | 191 | .500 | 2002-2004 |
| Fregosi, Jim | 324 | 167 | 157 | .515 | 1999-2000 |
| Farrell, John | 324 | 154 | 170 | .475 | 2011-2012 |
| Mattick, Bobby | 268 | 104 | 164 | .388 | 1980-1981 |
| Martinez, Buck | 215 | 100 | 115 | .465 | 2001-2002 |
| Johnson, Tim | 162 | 88 | 74 | .543 | 1998 |
| Queen, Mel | 5 | 4 | 1 | .800 | 1997 |

** denotes active manager

DeMarlo Hale serves as Interim Manager on Aug. 4, 2015 vs. MIN (1-1) in the absence of Manager John Gibbons (suspension)

DeMarlo Hale serves as Interim Manager on June 10 at CWS, 2013 in the absence of Manager John Gibbons (son's high school graduation)

Don Wakamatsu served as Interim Manager from Aug. 26-Sept. 4, 2011 (3-8) in the absence of Manager John Farrell (pneumonia) & on Sept. 26 (0-1) due to personal reasons

Brian Butterfield served as Interim Manager from July 10-11, 2009 (1-1) in the absence of Cito Gaston (family funeral)

John Gibbons served as Interim Manager from May 2-3, 2003 (2-0) in the absence of Manager Carlos Tosca (daughter's graduation) and in the absence of Manager Carlos Tosca (suspension) on Sept. 5, 2003

Cookie Rojas served as Interim Manager from May 24-26, 2001 (1-2) in the absence of Manager Buck Martinez (family funeral)

Gene Tenace served as Interim Manager from May 27-29, 1994 (2-1) in the absence of Manager Cito Gaston (suspension)

Gene Tenace served as Interim Manager from Aug. 21-Sept. 26, 1991 (19-14) in the absence of Manager Cito Gaston (ruptured disk in lower back)

Harry Warner served as Interim Manager from May 20-29, 1978 (3-9) in the absence of Manager Roy Hartsfield (wife's illness)

Records are for regular season games only





HALE DEMARLO

16
BENCH
COACH

BIRTHDATE July 16, 1961
 OPENING DAY AGE 55
 BIRTHPLACE Chicago, IL
 RESIDENCE Orlando, FL

APPOINTED:

- Named as Bench Coach on November 26, 2012.

PERSONAL:

- DeMarlo Hale.
- Played four seasons at Southern University in Baton Rouge, LA after graduating from Chicago Vocational High School in 1979.
- Played baseball and basketball in high school.

PROFESSIONAL CAREER:

- Was selected by the Red Sox in the 17th round of the June 1983 draft and played five minor league seasons as a 1B/OF in the Boston (1983-86) and Oakland (1988) organizations.
- Batted .267 with 26 home runs, 206 RBI and 67 steals in 482 games.

COACHING CAREER:

- Has posted a 615-633 minor league record as manager over nine seasons.
- Joined the Red Sox in 1992 as a coach with New Britain after four years instructing at Bucky Dent's Baseball School.
- Managed in the Red Sox system for seven seasons from 1993-99, seeing his clubs reach the post-season three times.
- Was honoured by the Red Sox with the inaugural Edward F. Kenney Player Development Award in 1994.
- Named Midwest League Manager of the Year in 1995 and chosen to manage the AA All-Star games in 1997 and 1999 and was a coach on the US Team at 1999 Futures Game.
- His 1999 AA Trenton squad posted a 92-50 record being selected Minor League Team of the Year by Baseball America... Also earned Manager of the Year honours as well.
- Managed in the Rangers system for two years from 2000-01 finishing second in the PCL East Division in both seasons.
- Was promoted to the Major League staff in 2002 and remained in the role of Firstbase/Outfield Coach for Texas through 2005.
- Served six seasons with the Red Sox, four as Third Base Coach (2006-09) and two as Bench Coach (2010-11).
- Was the Baltimore Orioles Third Base Coach in 2012 when the club reached the post-season for the first time since 1997.
- Joined the Blue Jays as Bench Coach in 2013 and this will be his 5th season in that role.

PLAYING CAREER

| Year | Club & League | AVG | G | AB | R | H | 2B | 3B | HR | RBI | BB | SO | SB |
|--------------|---------------|------|-----|------|-----|-----|----|----|----|-----|-----|-----|----|
| Minor Totals | | .267 | 548 | 1911 | 286 | 510 | 77 | 12 | 28 | 234 | 172 | 268 | 79 |

COACHING CAREER

| | |
|---------|--|
| 1992 | Coach, New Britain, Eastern League (Red Sox) |
| 1993 | Manager, Fort Lauderdale, Florida State League (Red Sox) |
| 1994 | Manager, Sarasota, Florida State League (Red Sox) |
| 1995 | Manager, Michigan, Midwest League (Red Sox) |
| 1996 | Manager, Sarasota, Florida State League (Red Sox) |
| 1997-99 | Manager, Trenton, Eastern League (Red Sox) |
| 2000-01 | Manager, Oklahoma, Pacific Coast League (Rangers) |
| 2002-05 | First Base Coach, Texas Rangers |
| 2006-09 | Bench Coach, Boston Red Sox |
| 2010-11 | Third Base Coach, Boston Red Sox |
| 2012 | Third Base Coach, Baltimore Orioles |
| 2013- | Bench Coach, Toronto Blue Jays |

RECORD AS MANAGER

| Year | Club & League | W-L | PCT. | FINISH |
|----------------------|-----------------------|----------------|-------------|---------------------------------|
| 1993 | Fort Lauderdale (FSL) | 46-85 | .351 | 13th |
| 1994 | Sarasota (FSL) | 69-64 | .519 | 1st in 2H (lost in semi-finals) |
| 1995 | Michigan (Midwest) | 75-63 | .543 | 1st in 1H (lost in finals) |
| 1996 | Sarasota (FSL) | 68-69 | .493 | 9th |
| 1997 | Trenton (Eastern) | 71-70 | .504 | 4th in Div |
| 1998 | Trenton (Eastern) | 71-70 | .504 | 3rd in Div |
| 1999 | Trenton (Eastern) | 92-50 | .648 | 1st (Lost in semi-finals) |
| 2000 | Oklahoma (PCL) | 69-74 | .483 | 2nd in Div |
| 2001 | Oklahoma (PCL) | 74-69 | .518 | 2nd in Div |
| CAREER TOTALS | | 635-614 | .508 | |





JACOBY BROOK

26
HITTING COACH

BIRTHDATE November 23, 1959
OPENING DAY AGE 57
BIRTHPLACE Philadelphia, PA
RESIDENCE Camarillo, CA

APPOINTED:

- Named Hitting Coach on November 17, 2014.

PERSONAL:

- Brook Wallace Jacoby Jr.
- Was MVP at Ventura (CA) Junior College in 1978 and 1979.
- His father, Brook Wallace Jacoby Sr., played in the Cleveland and Philadelphia organizations.

PROFESSIONAL CAREER:

- Was selected by Atlanta in the 7th round of the June 1979 free-agent draft and went on to play 11 seasons in the Major Leagues for the Braves, Indians and Athletics.
- Finished his big league career with a .270 average, 120 home runs and 545 RBI in 1,311 games.
- The former third baseman spent most of his career with Cleveland, where he was a two-time American League All-Star (1986, 1990).
- Produced his best season in 1987, when he established career highs with a .300 batting average and 32 home runs, the highest homer total by an Indians third baseman since Al Rosen led the AL with 43 in 1953.

COACHING CAREER:

- Joined the Reds in 2000 following a stint the previous season as the hitting/third base coach for Atlantic City in the independent Atlantic League.
- Worked in the Reds' minor league system for three seasons from 2000-02, first as a roving hitting instructor and the last two years as hitting coach at Class AAA Louisville.
- Spent four seasons in the Texas Rangers' organization, first as hitting coach for the Arizona Rookie League club (2003-04) and then as minor league hitting coordinator (2005-06).
- In April and May of the 2006 season was the Rangers' Major League hitting coach while Rudy Jaramillo recovered from an illness.
- Spent seven seasons as the Major League hitting coach in Cincinnati from 2007-13.
- Served one season as Assistant Hitting Coordinator in the Texas Rangers system.
- Led the 2015 Blue Jays to the #1 offense in baseball as the club scored 891 runs (5.5 per game)...The total was 127 more than the 2nd place Yankees.
- 2017 will mark his 3rd season with Toronto serving as Major League hitting coach.

BROOK JACOBY

| Year | Club & League | AVG | G | AB | R | H | 2B | 3B | HR | RBI | BB | SO | SB |
|---------------------|---------------|------|------|------|-----|------|-----|----|-----|-----|-----|-----|----|
| Minor Totals | | .297 | 592 | 2189 | 330 | 650 | 134 | 13 | 89 | 384 | 214 | 440 | 10 |
| MAJOR TOTALS | | .270 | 1311 | 4520 | 535 | 1220 | 204 | 24 | 120 | 545 | 439 | 764 | 16 |

MANAGERIAL/COACHING CAREER

| | |
|---------|--|
| 2000 | Roving Hitting Instructor, Minor League (Reds) |
| 2001-02 | Hitting Coach, Louisville, International League (Reds) |
| 2003-04 | Hitting Coach, Arizona Rookie League (Rangers) |
| 2005-06 | Hitting Coordinator, Minor League (Rangers) |
| 2007-13 | Hitting Coach, Cincinnati Reds |
| 2014 | Assistant Hitting Coordinator, Minor League (Rangers) |
| 2015- | Hitting Coach, Toronto Blue Jays |

BIOGRAPHIES

LAST SEASON

HISTORY

RECORDS

OPPONENTS

PLAYER DEV.

MEDIA & MISC.





JOHNSON DANE

75
BULLPEN
COACH

BIRTHDATE February 10, 1963
OPENING DAY AGE 54
BIRTHPLACE Coral Gables, FL
RESIDENCE Holiday, FL

APPOINTED:

- Appointed to the position of Bullpen Coach on January 2, 2015.

PERSONAL:

- Dane Edward Johnson.
- Graduated from Southwest Miami (Fla.) H.S. in 1981 where he played basketball and ran track and cross country... Was sixth in the National Junior Olympic Decathlon.
- Attended Biscayne College in Miami where he played baseball and basketball... Was an All-Conference selection in basketball.
- Played two years in the Chinese Professional Baseball League 1990-91 and spent two seasons in Taipei, Taiwan... Returned to the United States as an assistant coach at Lamar University in 1992.
- Son Cobi Johnson is a Junior RHP at Florida State University.

PROFESSIONAL CAREER:

- Drafted by the Blue Jays in the 2nd round of 1984 draft.
- Spent parts of three season in the Majors, compiling a 6-2 record with a 4.70 ERA in 63 relief appearances for the White Sox, Blue Jays and Athletics.
- In 1996 made 10 appearances for the Blue Jays, allowing runs in just one outing...Tossed 8.2 scoreless in his other nine relief appearances.
- Made Major League debut on May 30 at New York and earned his first Major League victory June 8 vs. Toronto.
- Placed second in the American Association with 24 saves in 1994, and also posted 22 saves in 1996 for the Blue Jays AAA affiliate in Syracuse.
- Overall pitched 13 seasons in the minor leagues, including six at the AAA level.

COACHING CAREER:

- Began his coaching career in the Blue Jay organization as the pitching coach for Medicine Hat (Rookie) of the Pioneer League in 2000.
- Moved on to the role of pitching coach for Auburn of the New York-Penn League.
- Worked as the pitching instructor with the New Haven Ravens of the Eastern League (AA)... Under his direction, Dave Gasner and Cameron Reimers finished first and third respectively in the league in ERA.
- Was appointed to serve as a roving pitching instructor in the Blue Jays' minor league system (2004).
- Spent 11 seasons as the Blue Jays minor league Pitching Coordinator from 2004-14.
- 2017 marks his 3rd season as a coach in the Major Leagues as Blue Jays Bullpen Coach.

DANE JOHNSON

| Year | Club & League | W-L | ERA | G | GS | CG | ShO | SV | IP | H | R | ER | BB | SO |
|-----------------------|---------------|-------|------|-----|----|----|-----|----|-------|-----|-----|-----|-----|-----|
| Minor Totals | | 35-46 | 4.89 | 293 | 74 | 0 | 0 | 81 | 596.1 | 562 | 397 | 324 | 447 | 418 |
| TORONTO TOTALS | | 0-0 | 3.00 | 10 | 0 | 0 | 0 | 0 | 9.0 | 5 | 3 | 3 | 5 | 7 |
| MAJOR TOTALS | | 6-1 | 4.70 | 63 | 0 | 0 | 0 | 2 | 67.0 | 70 | 40 | 35 | 47 | 57 |

MANAGERIAL/COACHING CAREER

| | |
|---------|---|
| 2000 | Pitching Coach, Medicine Hat, Pioneer League |
| 2001-02 | Pitching Coach, Auburn, New York-Penn League |
| 2003 | Pitching Coach, New Haven, Eastern League |
| 2004-14 | Minor League Pitching Coordinator (Blue Jays) |
| 2015- | Bullpen Coach Coach, Toronto Blue Jays |





LEIPER TIM

34

FIRST BASE
COACH

BIRTHDATE July 19, 1966
OPENING DAY AGE 50
BIRTHPLACE Whittier CA
RESIDENCE Viera, FL

APPOINTED:

- Named as First Base Coach for the Toronto Blue Jays on December 10, 2013.

PERSONAL:

- Timothy Joseph Leiper.
- Coached on the 2004 Canadian Olympic team, and Canada's 2006, 2009, and 2013 World Baseball Classic squads.
- Was also a part of the Baseball Canada Staff that won bronze medals at both the 2008 and 2011 Baseball World Cups and the Gold Medal in the 2011 Pan-American Games.

PRO CAREER:

- Had a 12-year minor league career, spending time in the Tigers, Mets, Royals and Pirates organizations, posting a .273 average with 40 home runs and 460 RBI.

COACHING CAREER:

- Began coaching career in the professional ranks for the Mets' organization in 1996.
- Moved up to managing in 2000 in the Montréal Expos' organization, working at the Short Season-A and Class A levels before his promotion to the Triple-A Ottawa Lynx of the International League in 2002... After guiding the Lynx to 80 wins in 143 games that season, he spent one season as manager of the Class A Sarasota Red Sox before returning to the Lynx in 2004, who were then the Triple-A affiliate of the Baltimore Orioles.
- Spent four seasons in the Pirates' system, including three as skipper of the Double-A Altoona Curve, before joining the Florida Marlins in 2009.
- In 2010, he managed the Jacksonville Suns, the Marlins' Double-A affiliate, where he led them to the 2010 Southern League championship. He then served as the Marlins' roving minor league defensive coordinator in 2011 and 2012.
- Was a coach for the Canadian National team from 2003-06, including two Olympic qualifiers, the 2004 Olympic games in Athens and the inaugural WBC in 2006.
- Joined the Blue Jays in 2013 as Senior Advisor, Player Development and returns for a 4th season as First Base Coach with the parent club.

PLAYING CAREER

| Year | Club & League | AVG | G | AB | R | H | 2B | 3B | HR | RBI | BB | SO | SB |
|---------------------|---------------|------|------|------|-----|------|-----|----|----|-----|-----|-----|----|
| Minor Totals | | .273 | 1166 | 3910 | 525 | 1069 | 195 | 21 | 40 | 460 | 377 | 359 | 54 |

COACHING & MANAGERIAL CAREER

| | |
|---------|---|
| 1996 | Coach, Binghamton, Eastern League (Mets) |
| 1997 | Coach, Columbia, South-Atlantic League (Mets) |
| 1998 | Coach, Harrisburg, Eastern League (Expos) |
| 1999 | Coach, Ottawa, International League (Expos) |
| 2000 | Manager, Vermont, NYP League (Expos) |
| 2001 | Manager, Jupiter, Florida State League (Expos) |
| 2002 | Manager, Ottawa, International League (Expos) |
| 2003 | Manager, Sarasota, Florida State League (Red Sox) |
| 2004 | Manager, Ottawa, International League, (Orioles) |
| 2005 | Manager, Lynchburg, Carolina League (Pirates) |
| 2006-08 | Manager, Altoona, Eastern League (Pirates) |
| 2009 | Manager, Jupiter, Florida State League, (Marlins) |
| 2010 | Manager, Jacksonville, Southern League (Marlins) |
| 2011-12 | Roving Minor League Defensive Coordinator (Marlins) |
| 2013 | Senior Advisor, Player Development (Blue Jays) |
| 2014- | First Base Coach, Toronto Blue Jays |

RECORD AS MANAGER

| Year | Club & League | W-L | PCT | Finish |
|----------------------|--------------------------|---------|------|-------------------------|
| 2000 | Vermont (NYP) | 45-30 | .600 | 4th |
| 2001 | Jupiter (Florida State) | 70-69 | .504 | 4th |
| 2002 | Ottawa (Intl League) | 80-61 | .567 | 3rd |
| 2003 | Sarasota (Florida State) | 63-67 | .485 | 8th |
| 2004 | Ottawa (Intl League) | 66-78 | .458 | 11th |
| 2005 | Lynchburg (Carolina) | 78-62 | .557 | 2nd |
| 2006 | Altoona (Eastern) | 75-64 | .540 | 3rd (Lost in 1st round) |
| 2007 | Altoona (Eastern) | 73-68 | .518 | 4th |
| 2008 | Altoona (Eastern) | 65-77 | .458 | 9th |
| 2009 | Juoieter (Florida State) | 67-70 | .489 | 8th |
| 2010 | Jacksonville (Southern) | 81-59 | .579 | 2nd (League Champs) |
| CAREER TOTALS | | 763-705 | .520 | |





RIVERA LUIS

4

THIRD BASE
COACH

BIRTHDATE January 3, 1964
 OPENING DAY AGE 53
 BIRTHPLACE Cidra, Puerto Rico
 RESIDENCE Caguas, Puerto Rico

APPOINTED:

- Named Coaching Assistant of the Toronto Blue Jays on November 10, 2010.
- Named Third Base Coach on November 26, 2012.

PERSONAL:

- Luis Antonio Rivera.
- Graduated from Luis Munoz Iglesias in Puerto Rico in 1981.
- Played Little League in Guaynabo, Puerto Rico.
- Signed by the Montreal Expos on Sept. 22, 1981.
- In 2014 had a baseball field in Puerto Rico named in his honour.

PROFESSIONAL CAREER:

- Played parts of 11 seasons and 781 games in the Major Leagues from 1986-98 with Montreal, Boston, New York-NL, Houston & Kansas City.
- Recorded his finest big league season in 1992 with the Red Sox when he hit .258 (107-414) with 22-2B, 3-3B, 8 HR & 40 RBI in 129 games.
- Compiled a Major League career average of .233 (516-2215), with 28HR & 209 RBI in 781 games.
- Played professionally for 18 seasons from 1981-98.

COACHING & MANAGING CAREER:

- Spent six seasons from 2000-05 coaching and managing in the Cleveland Indians Player Development system... Managed the Kinston (A) Indians to a record of 76-64 (.543) in 2005, guiding the club to the finals of the Carolina League Championship Series... Managed Lake County (A) Captains in 2003-04, winning South Atlantic League Manager of the Year honours in 2003 after the Captains compiled a minor league-best record of 97-43 (.693)... In his three seasons as Manager at Kinston and Lake County his teams posted a record of 246-173 (.587) leading his teams to the playoffs in two of the three years... Was also a coach at Kinston for three seasons from 2000-02.
- Joined the Blue Jays organization after four seasons as the Cleveland Indians Infield and First Base Coach after being named to the post on November 3, 2005.
- In his first season with the Blue Jays (2010) managed the New Hampshire Fisher Cats (AA) leading them to their first post-season berth since 2004 finishing 2nd in the Eastern Division...Lost in the first round of the playoffs to Trenton 3-0.
- Made his debut as a Blue Jays Coach in 2011 as a Coaching Assistant and spent two seasons in that capacity.
- Returns for a 5th season as Third Base Coach and his 7th consecutive as a coach at the Major League level.

PLAYING RECORD

| Year | Club & League | AVG | G | AB | R | H | 2B | 3B | HR | RBI | BB | SO | SB |
|---------------------|---------------|------|------|------|-----|-----|-----|----|----|-----|-----|-----|-----|
| Minor Totals | | .245 | 1070 | 3765 | 499 | 924 | 185 | 26 | 57 | 420 | 336 | 617 | 105 |
| MAJOR TOTALS | | .233 | 781 | 2215 | 249 | 516 | 114 | 12 | 28 | 209 | 171 | 443 | 20 |

COACHING & MANAGERIAL CAREER

| | |
|---------|---|
| 2000-02 | Coach, Kinston, Carolina League (Indians) |
| 2003-04 | Manager, Lake County, South Atlantic League (Indians) |
| 2005 | Manager, Kinston, Carolina League (Indians) |
| 2006-09 | Infield and First Base Coach (Indians) |
| 2010 | Manager, New Hampshire, Eastern League (Blue Jays) |
| 2011-12 | Coaching Assistant, Toronto Blue Jays |
| 2013- | Third Base Coach Toronto Blue Jays |

RECORD AS MANAGER

| Year | Club & League | W-L | PCT. | Position |
|----------------------|----------------------|---------|------|----------------------|
| 2003 | Lake County (SAL) | 97-43 | .693 | 1st (Lost in finals) |
| 2004 | Lake County (SAL) | 73-66 | .525 | 3rd |
| 2005 | Kinston (Car) | 76-64 | .543 | 2nd (Lost in finals) |
| 2010 | New Hampshire (East) | 79-62 | .560 | 1st (Lost in semis) |
| CAREER TOTALS | | 325-235 | .580 | |





SHELTON DEREK

27
QUALITY CONTROL
COACH

BIRTHDATE July 30, 1970
OPENING DAY AGE 46
BIRTHPLACE Carbondale, IL
RESIDENCE St. Pete Beach, FL

APPOINTED:

- Named as Quality Control Coach on December 12, 2016.

PERSONAL:

- Serves as a spokesman for Speed Hitter, recognized nationally as one of the top batting aids for players of all ages.
- His father, Ron, was a lefty who pitched two seasons (1966-67) at Bluefield (Orioles) in the Appalachian League.
- Graduated from Southern Illinois University with a degree in criminal justice...Caught four seasons for the Salukis, 1989-92 as a junior, he led the Missouri Valley Conference by throwing out 43 percent of opposing base stealers...Named to the All-Missouri Valley Conference Academic Team as a junior in 1991.

PROFESSIONAL CAREER:

- Played two years (1992-93) as a catcher in the Yankees system...Underwent elbow surgery after the 1993 season, ending his career.
- Over his two seasons, combined to hit .341 in 46 games, including a .382 mark in his rookie season at Oneonta (NYP League).

COACHING CAREER:

- Coached seven seasons (2010-16) as the Rays hitting coach, the longest-tenured hitting coach in club history.
- Prior to joining the Rays, spent the previous five seasons as hitting coach for the Cleveland Indians (2005-09) at the age of 34, replacing Hall of Famer Eddie Murray...In his first full season in the position in 2006, the Indians finished 2nd in the majors in runs scored with 860...Over his tenure, Cleveland ranked 5th in the majors in runs scored, 3rd in OBP, and 6th in slugging.
- Was with the Indians organization for seven seasons...Was their minor league hitting coordinator from 2003-05.
- Began his coaching career with the Rookie-level GCL Yankees in 1997 and earned promotions to Class-A Tampa in 1998 and Double-A Norwich in 1999...Managed three years for the GCL Yankees (2000-01) and Short-A Staten Island (2002), leading his clubs to three first-place finishes and league championships in 2001 and 2002.
- In November 2011, he served as hitting coach for the MLB All-Star squad that played 5 games against the Chinese Taipei national team in Taiwan.
- 2017 marks his first season as a coach with the Blue Jays.

PLAYING CAREER:

| Year | Club & League | AVG | G | AB | R | H | 2B | 3B | HR | RBI | BB | SO | SB |
|---------------------|---------------|------|----|-----|----|----|----|----|----|-----|----|----|----|
| Minor Totals | | .341 | 46 | 123 | 11 | 42 | 8 | 0 | 1 | 19 | 19 | 19 | 0 |

MANAGERIAL/COACHING CAREER

| | |
|---------|---|
| 1997 | Coach, GCL Yankees, Gulf Coast League (Yankees) |
| 1998 | Coach, Tampa, Florida State League (Yankees) |
| 1999 | Coach, Norwich, Eastern League (Yankees) |
| 2000-01 | Manager, GCL Yankees, Gulf Coast League (Yankees) |
| 2002 | Manager, Staten Island, NYP League (Yankees) |
| 2003-05 | Hitting Coordinator, Minor League (Indians) |
| 2005-09 | Hitting Coach, Cleveland Indians |
| 2010-16 | Hitting Coach, Tampa Bay Rays |
| 2017 | Quality Control Coach, Toronto Blue Jays |

RECORD AS MANAGER

| Year | Club & League | W-L | PCT | Finish |
|---------------------|---------------------|-------|------|--|
| 2000 | GCL Yankees (GCL) | 38-22 | .633 | 1st in div; Won championship. |
| 2001 | GCL Yankees (GCL) | 35-25 | .583 | 1st in div; Won championship. |
| 2002 | Staten Island (NYP) | 48-26 | .649 | 1st in div (first half); Lost in finals. |
| Minor Totals | 121-73 | .624 | | |

POST SEASON PLAY

| Year | Club & League | W-L | PCT | Finish |
|---------------|---------------------|-----|-------|--------------------|
| 2000 | GCL Yankees (GCL) | 2-2 | .500 | (Lost in finals) |
| 2001 | GCL Yankees (GCL) | 2-1 | .667 | (Won Championship) |
| 2002 | Staten Island (NYP) | 4-0 | 1.000 | (Won Championship) |
| TOTALS | | 8-3 | .727 | |





WALKER

PETE

40
PITCHING
COACH

BIRTHDATE April 8 1969
OPENING DAY AGE 47
BIRTHPLACE Beverly, MA
RESIDENCE Quaker Hill, CT

APPOINTED:

- Named as Bullpen Coach on November 7, 2011.
- On November 26, 2012 took over the position of Pitching Coach.

PERSONAL:

- Peter Brian Walker.
- Earned letters in baseball and basketball at East Lyme (CT) High School... Graduated in 1987.
- Went to the University of Connecticut from 1988-1990 and helped the Huskies capture the Big East Championship in 1990.

PROFESSIONAL CAREER:

- Selected in the 7th round by the New York Mets in 1990.
- Played eight seasons in the Major Leagues, the last four with the Toronto Blue Jays.
- 124 of his 144 games, and all 31 starts came as a Blue Jay, posting a record 20-14 record with a 4.48 ERA.
- In his best season made 20 of his 31 career starts in 2002 with Toronto, posting a 10-5 record with 4.33 ERA.

COACHING CAREER:

- Began his coaching career with the Blue Jays organization in 2009, working with the clubs' rehabbing pitchers.
- Was named the Pitching Coach at New Hampshire for 2011 and led a squad that won the Eastern League Championship.
- Made his debut at the Major League level in 2012 as the Blue Jays Bullpen Coach.
- Named Pitching Coach in 2013 and saw team ERA improve to 4.00 in 2014 from 4.21 in 2013, including an improvement in starters ERA from 4.81 to 3.96.
- Under Walker's guidance the club has moved from 9th in ERA in 2014, to 5th in 2015 and 1st in 2016.
- Led Toronto to a league-leading 3.78 team ERA this past season...Toronto starters in fact posted the best marks in ERA (3.64), Opp. Avg. (.236), Opp. OPS (.688), WHIP (1.22), H/9 (8.03), HR/9 (1.08), QS (100)... The 100-QS were a franchise high (previous: 93 in 1998) and the sub 4.00 starters ERA was the only one in the AL.
- Returns for a 5th season as Pitching Coach in 2017.

PLAYING CAREER

| Year | Club & League | W-L | ERA | G | GS | CG | ShO | SV | IP | H | R | ER | BB | SO |
|-----------------------|---------------|-------|------|-----|-----|----|-----|----|--------|-----|-----|-----|-----|-----|
| Minor Totals | | 67-65 | 3.77 | 399 | 115 | 6 | 0 | 44 | 1004.0 | 982 | 500 | 421 | 385 | 745 |
| TORONTO TOTALS | | 19-14 | 4.32 | 124 | 31 | 0 | 0 | 4 | 308.2 | 320 | 160 | 148 | 121 | 179 |
| MAJOR TOTALS | | 20-14 | 4.48 | 144 | 31 | 0 | 0 | 4 | 339.1 | 362 | 181 | 169 | 133 | 191 |

MANAGERIAL/COACHING CAREER

| | |
|---------|---|
| 2009-10 | Rehab Pitching Coach (Blue Jays) |
| 2011 | Pitching Coach, New Hampshire, Eastern League (Blue Jays) |
| 2012 | Bullpen Coach, Toronto Blue Jays |
| 2013- | Pitching Coach, Toronto Blue Jays |





2017 TORONTO BLUE JAYS

AARON SANCHEZ

2017 TORONTO BLUE JAYS SPRING ROSTER

BY POSITION, NUMERICAL & ALPHABETICAL AS OF FEBRUARY 22, 2017

BY POSITION

PITCHERS – 33 (20 + 13 NR)

- 24 BARNES, Danny: RHP
- 36 BELIVEAU, Jeff: LHP (NR)
- 31 BIAGINI, Joe: RHP
- 49 BOLSINGER, Mike: RHP
- 72 BORUCKI, Ryan: LHP
- 66 BROWNING, Wil: RHP (NR)
- 71 CAMPOS, Leonel: RHP (NR)
- 50 DERMODY, Matt: LHP
- 25 ESTRADA, Marco: RHP
- 39 FLOYD, Gavin: RHP (NR)
- 73 GIRODO, Chad: LHP (NR)
- 22 GREENE, Conner: RHP (NR)
- 37 GRILLI, Jason: RHP
- 53 GRUBE, Jarrett: RHP (NR)
- 33 HAPP, J.A.: LHP
- 64 HARRELL, Lucas: RHP (NR)
- 44 HOUSE, T.J.: LHP (NR)
- 56 HOWELL, J.P.: LHP
- 57 LATOS, Mat: RHP (NR)
- 59 LAWRENCE, Casey: RHP (NR)
- 51 LEONE, Dominic: RHP
- 45 LIRIANO, Francisco: LHP
- 62 LOUP, Aaron: LHP
- 67 MAYZA, Tim: LHP (NR)
- 32 OBERHOLTZER, Brett: LHP (NR)
- 54 OSUNA, Roberto: RHP
- 41 SANCHEZ, Aaron: RHP
- 47 SCHULTZ, Bo: RHP
- 35 SMITH, Chris: RHP
- 38 SMITH, Joe: RHP
- 46 SPARKMAN, Glenn: RHP
- 6 STROMAN, Marcus: RHP
- 52 TEPERA, Ryan: RHP

CATCHERS – 7 (2 + 5 NR)

- 69 GRATEROL, Juan
- 74 JANSEN, Dan (NR)
- 55 MARTIN, Russell
- 68 McGUIRE, Reese (NR)
- 70 MONSALVE, Alex (NR)
- 43 OHLMAN, Mike (NR)
- 10 SALTALAMACCHIA, Jarrod (NR)

INFIELDERS – 14 (10 + 4 NR)

- 18 BARNEY, Darwin
- 60 BERTI, Jon (NR)
- 20 DONALDSON, Josh
- 21 ELMORE, Jake: (NR)
- 17 GOINS, Ryan
- 13 GURRIEL, Lourdes
- 8 MORALES, Kendrys
- 28 PEARCE, Steve
- 58 PETIT, Gregorio (NR)
- 14 SMOAK, Justin
- 1 TELLEZ, Rowdy (NR)
- 29 TRAVIS, Devon
- 2 TULOWITZKI, Troy
- 15 URENA, Richard

OUTFIELDERS – 9 (8 + 1 NR)

- 30 ALFORD, Anthony
- 19 BAUTISTA, Jose
- 3 CARRERA, Ezequiel
- 9 CECILIANI, Darrell
- 11 PILLAR, Kevin
- 23 POMPEY, Dalton
- 48 RAMIREZ, Harold
- 65 SMITH, Dwight (NR)
- 7 UPTON Jr., Melvin

NUMERICAL

- 1 TELLEZ, Rowdy: IF (NR)
- 2 TULOWITZKI, Troy: IF
- 3 CARRERA, Ezequiel: OF
- 6 STROMAN, Marcus: RHP
- 7 UPTON Jr., Melvin: OF
- 8 MORALES, Kendrys: DH/1B
- 9 CECILIANI, Darrell: OF
- 10 SALTALAMACCHIA, Jarrod: C (NR)
- 11 PILLAR, Kevin: OF
- 13 GURRIEL, Lourdes: IF
- 14 SMOAK, Justin: IF
- 15 URENA, Richard: IF
- 17 GOINS, Ryan: IF
- 18 BARNEY, Darwin: IF
- 19 BAUTISTA, Jose: OF
- 20 DONALDSON, Josh: IF
- 21 ELMORE, Jake: IF (NR)
- 22 GREENE, Conner: RHP (NR)
- 23 POMPEY, Dalton: OF
- 24 BARNES, Danny: RHP
- 25 ESTRADA, Marco: RHP
- 28 PEARCE, Steve: IF
- 29 TRAVIS, Devon: IF
- 30 ALFORD, Anthony: OF
- 31 BIAGINI, Joe: RHP
- 32 OBERHOLTZER, Brett: LHP (NR)
- 33 HAPP, J.A.: LHP
- 35 SMITH, Chris: RHP
- 36 BELIVEAU, Jeff: LHP (NR)
- 37 GRILLI, Jason: RHP
- 38 SMITH, Joe: RHP
- 39 FLOYD, Gavin: RHP (NR)
- 41 SANCHEZ, Aaron: RHP
- 43 OHLMAN, Mike: C (NR)
- 44 HOUSE, T.J.: LHP (NR)
- 45 LIRIANO, Francisco: LHP
- 46 SPARKMAN, Glenn: RHP
- 47 SCHULTZ, Bo: RHP
- 48 RAMIREZ, Harold: OF
- 49 BOLSINGER, Mike: RHP
- 50 DERMODY, Matt: LHP
- 51 LEONE, Dominic: RHP
- 52 TEPERA, Ryan: RHP
- 53 GRUBE, Jarrett: RHP (NR)
- 54 OSUNA, Roberto: RHP
- 55 MARTIN, Russell: C
- 56 HOWELL, J.P.: LHP
- 57 LATOS, Mat: RHP (NR)
- 58 PETIT, Gregorio: IF (NR)
- 59 LAWRENCE, Casey: RHP (NR)
- 60 BERTI, Jon: IF (NR)
- 62 LOUP, Aaron: LHP
- 64 HARRELL, Lucas: RHP (NR)
- 65 SMITH, Dwight: OF (NR)
- 66 BROWNING, Wil: RHP (NR)
- 67 MAYZA, Tim: LHP (NR)
- 68 McGUIRE, Reese: C (NR)
- 69 GRATEROL, Juan: C
- 70 MONSALVE, Alex: C (NR)
- 71 CAMPOS, Leonel: RHP (NR)
- 72 BORUCKI, Ryan: LHP
- 73 GIRODO, Chad: LHP (NR)
- 74 JANSEN, Dan: C (NR)

BULLPEN CATCHERS – BP PITCHER

- 61 ANDREOPOULOS, Alex: C
- 63 PHILLIPS, Jason: C

ALPHABETICAL

- 30 ALFORD, Anthony: OF
- 24 BARNES, Danny: RHP
- 18 BARNEY, Darwin: IF
- 19 BAUTISTA, Jose: OF
- 36 BELIVEAU, Jeff: LHP (NR)
- 60 BERTI, Jon: IF (NR)
- 31 BIAGINI, Joe: RHP
- 49 BOLSINGER, Mike: RHP
- 72 BORUCKI, Ryan: LHP
- 66 BROWNING, Wil: RHP (NR)
- 71 CAMPOS, Leonel: RHP (NR)
- 3 CARRERA, Ezequiel: OF
- 9 CECILIANI, Darrell: OF
- 50 DERMODY, Matt: LHP
- 20 DONALDSON, Josh: IF
- 21 ELMORE, Jake: IF (NR)
- 25 ESTRADA, Marco: RHP
- 39 FLOYD, Gavin: RHP (NR)
- 73 GIRODO, Chad: LHP (NR)
- 17 GOINS, Ryan: IF
- 69 GRATEROL, Juan: C
- 22 GREENE, Conner: RHP (NR)
- 37 GRILLI, Jason: RHP
- 53 GRUBE, Jarrett: RHP (NR)
- 13 GURRIEL, Lourdes: IF
- 33 HAPP, J.A.: LHP
- 64 HARRELL, Lucas: RHP (NR)
- 44 HOUSE, T.J.: LHP (NR)
- 56 HOWELL, J.P.: LHP
- 74 JANSEN, Dan: C (NR)
- 57 LATOS, Mat: RHP (NR)
- 59 LAWRENCE, Casey: RHP (NR)
- 51 LEONE, Dominic: RHP
- 45 LIRIANO, Francisco: LHP
- 62 LOUP, Aaron: LHP
- 55 MARTIN, Russell: C
- 67 MAYZA, Tim: LHP (NR)
- 68 McGUIRE, Reese: C (NR)
- 70 MONSALVE, Alex: C (NR)
- 8 MORALES, Kendrys: DH/1B
- 32 OBERHOLTZER, Brett: LHP (NR)
- 43 OHLMAN, Mike: C (NR)
- 54 OSUNA, Roberto: RHP
- 28 PEARCE, Steve: IF
- 58 PETIT, Gregorio: IF (NR)
- 11 PILLAR, Kevin: OF
- 23 POMPEY, Dalton: OF
- 48 RAMIREZ, Harold: OF
- 10 SALTALAMACCHIA, Jarrod: C (NR)
- 41 SANCHEZ, Aaron: RHP
- 47 SCHULTZ, Bo: RHP
- 35 SMITH, Chris: RHP
- 65 SMITH, Dwight: OF (NR)
- 18 SMITH, Joe: RHP
- 14 SMOAK, Justin: IF
- 46 SPARKMAN, Glenn: RHP
- 6 STROMAN, Marcus: RHP
- 1 TELLEZ, Rowdy: IF (NR)
- 52 TEPERA, Ryan: RHP
- 29 TRAVIS, Devon: IF
- 2 TULOWITZKI, Troy: IF
- 7 UPTON Jr., Melvin: OF
- 15 URENA, Richard: IF

MANAGER

- 5 GIBBONS, John

COACHES

- 16 HALE, DeMarlo: Bench
- 26 JACOBY, Brook: Hitting
- 75 JOHNSON, Dane: Bullpen
- 34 LEIPER, Tim: 1B
- 4 RIVERA, Luis: 3B
- 27 SHELTON, Derek: Quality Control
- 40 WALKER, Pete: Pitching

(NR) Non-Roster Invitee

BIOGRAPHIES

LAST SEASON

HISTORY

RECORDS

OPPONENTS

PLAYER DEV.

MEDIA & MISC.



HOW THE 2017 BLUE JAYS WERE BUILT 40-MAN ROSTER

TRADES (12)

- Darwin Barney** — from the Los Angeles Dodgers in exchange for C Jack Murphy on Sept. 13, 2015
- Jose Bautista** — from the Pittsburgh Pirates in exchange for a player to be named later (C Robinson Diaz) on Aug. 25, 2008
- Mike Bolsinger** - from the Los Angeles Dodgers in exchange for RHP Jesse Chavez on Aug. 1, 2016
- Darrell Ceciliani** — from the New York Mets in exchange for cash considerations on Feb. 2, 2016
- Josh Donaldson** — from the Oakland Athletics in exchange for IF Brett Lawrie, LHP Sean Nolin, RHP Kendall Graveman & IF Franklin Barreto on Nov. 28, 2014
- Marco Estrada** — from the Milwaukee Brewers in exchange for IF Adam Lind on Nov. 1, 2014
- Jason Grilli** - from the Atlanta Braves in exchange for RHP Sean Ratcliffe on May 31, 2016
- Francisco Liriano** - from the Pittsburgh Pirates along with C Reese McGuire and OF Harold Ramirez in exchange for RHP Drew Hutchison on Aug. 1, 2016
- Harold Ramirez** - from the Pittsburgh Pirates along with C Reese McGuire and LHP Francisco Liriano in exchange for RHP Drew Hutchison on Aug. 1, 2016
- Devon Travis**— from the Detroit Tigers in exchange for OF Anthony Gose on Nov. 12, 2014
- Troy Tulowitzki**— from the Colorado Rockies along with RHP LaTroy Hawkins in exchange for SS Jose Reyes, RHP Jeff Hoffman, RHP Miguel Castro and RHP Jesus Tinoco on July 28, 2015
- Melvin Upton**— from the San Diego Padres along with cash in exchange for RHP Hansel Rodriguez on July 26, 2016

FREE AGENTS (8)

- Lourdes Gurriel** - signed on Nov. 11, 2016
- J.A. Happ** — signed on Nov. 27, 2015
- J.P. Howell** - signed on Feb. 9, 2017
- Russell Martin** — signed on Nov. 18, 2014
- Kendrys Morales** - signed on November 18, 2016
- Roberto Osuna** — signed on Aug. 3, 2011
- Steve Pearce** — signed on Dec. 5, 2016
- Joe Smith** — signed on Feb. 9, 2017

MINOR LEAGUE FREE AGENTS (3)

- Ezequiel Carrera** — signed on Dec. 3, 2014
- Chris Smith** — signed on Aug. 1, 2015
- Richard Urena** — signed on July 3, 2012

FIRST-YEAR PLAYER DRAFT (11)

- Anthony Alford** - 3rd round in 2012
- Danny Barnes** - 35th round in 2010
- Ryan Borucki** - 15th round in 2012
- Matt Dermody** - 28th round in 2013
- Ryan Goins** — 4th round in 2009
- Aaron Loup** — 9th round in 2009
- Kevin Pillar** — 32nd round in 2011
- Dalton Pompey** — 16th round in 2010
- Aaron Sanchez** — 1st round (supplemental, 34 overall) in 2010
- Marcus Stroman** — 1st round (22 overall) in 2012
- Ryan Tepera** — 19th round in 2009

RULE 5 DRAFT (2)

- Joe Biagini** — 26th overall (2015) from San Francisco Giants
- Glenn Sparkman** — 13th overall (2016) from Kansas City Royals

WAIVERS (4)

- Juan Graterol** — Claimed from the Los Angeles Angels on January 23, 2017
- Dominic Leone** - Claimed from the Arizona Diamondbacks on November 18, 2016
- Bo Schultz** — Claimed from the Arizona Diamondbacks on Oct. 7, 2014
- Justin Smoak** — Claimed from the Seattle Mariners on Oct. 28, 2014





ALFORD ANTHONY

30

OUTFIELDER

BIRTHDATE July 20, 1994
 OPENING DAY AGE 22
 BIRTHPLACE Columbia, MS
 RESIDENCE Sumrall, MS
 TWITTER @ajalfort

BATS/THROWS R/R
 HEIGHT/WEIGHT 6-1/215
 CONTRACT STATUS signed thru 2017
 M.L. SERVICE 0.000
 OPTIONS USED 0 of 3

PERSONAL:

- Anthony Joseph Alford.
- Attended Petal High School in Mississippi, where he was the quarterback of the football team in addition to playing baseball... As a senior he recorded 2,058 passing yards and 20 passing touchdowns, in addition to 1,731 rushing yards and 24 rushing touchdowns earning a spot in the U.S. Army All-American Bowl... In the same year, he batted .483 with 4 home runs and went 14-14 in steals.
- Following his selection by Toronto in 2012 draft continued to play football, first at the University of Southern Mississippi and then at the University of Mississippi after a transfer... On Sept. 30, 2014 elected to pursue baseball full time.
- Ranked as the Blue Jays top prospect by Baseball America in 2016 and #2 prospect heading into 2017.

LAST SEASON:

- Was invited to Major League spring training on January 12, 2016 and later reassigned to minor league camp on March 12.
- Assigned to the Dunedin Blue Jays to open the 2016 minor league season.
- On June 10, suffered a concussion after colliding with a teammate in the outfield, and needed to be stretchered off the field
- Returned from injury on June 22.
- After the season, was assigned to the Mesa Solar Sox of the Arizona Fall League.
- On Oct. 31, was named an AFL All-Star.
- Added to the 40-man roster after the season (protection from the Rule 5 draft).
- Appeared in 23 games for Mesa during the Fall League season, and hit .253 with three home runs and 15 RBI...Named an AFL Rising Star at the end of the season.

Bold – career high; Red – league high

| Year | Club and League | AVG | G | AB | R | H | 2B | 3B | HR | RBI | SH-SF | HP | BB-IBB | SO | SB-CS | SLG | OBP | OPS |
|---------------------|------------------|------|-----|-----|-----|-----|----|----|----|-----|-------|------|--------|------|-------|------|------|------|
| 2012 | BlueJays (GCL) | .167 | 5 | 18 | 1 | 3 | 0 | 0 | 1 | 1 | 0-0 | 0 | 2-0 | 4 | 4-0 | .333 | .250 | .583 |
| 2013 | BlueJays (GCL) | .227 | 6 | 22 | 4 | 5 | 2 | 1 | 0 | 2 | 1-0 | 1 | 6-0 | 6 | 2-0 | .409 | .414 | .823 |
| 2014 | Bluefield (Appy) | .207 | 9 | 29 | 5 | 6 | 0 | 0 | 1 | 2 | 0-0 | 1 | 5-0 | 13 | 1-0 | .310 | .343 | .653 |
| | Lansing (Mid) | .320 | 5 | 25 | 3 | 8 | 1 | 0 | 1 | 3 | 0-0 | 0 | 0-0 | 8 | 4-0 | .480 | .320 | .800 |
| 2015 | Lansing (Mid) | .293 | 50 | 188 | 49 | 55 | 14 | 1 | 16 | 0-2 | 3 | 39-1 | 60 | 12-1 | .394 | .418 | .812 | |
| | Dunedin (FSL) | .302 | 57 | 225 | 42 | 68 | 11 | 6 | 3 | 19 | 0-1 | 1 | 28-0 | 49 | 15-6 | .444 | .380 | .824 |
| 2016 | Dunedin (FSL) | .236 | 92 | 339 | 53 | 80 | 17 | 2 | 9 | 44 | 0-4 | 5 | 53-0 | 117 | 18-6 | .378 | .344 | .722 |
| Minor Totals | | .266 | 224 | 846 | 157 | 225 | 45 | 10 | 16 | 87 | 1-7 | 11 | 133-1 | 257 | 56-13 | .400 | .370 | .770 |

TRANSACTIONS

- Selected by the Toronto Blue Jays in the 3rd round of the 2012 First Year Player Draft

PROFESSIONAL CAREER:

- Led the Dunedin Blue Jays in Avg. (.302), OBP (.380) and OPS (.824) in 2015.
- In 2015 was named a Midwest League midseason All-Star...At that time, led the league with a .446 on-base percentage.
- Played sparingly over his first three seasons (2012-14) as he was enrolled in college and playing football.
- Hit his first professional home run in just his 2nd career game (6th AB) on June 19, 2012.
- Played in the Australian Baseball League in the 2014 off-season.





BARNES DANNY

24
PITCHER

BIRTHDATE October 21, 1989
 OPENING DAY AGE 27
 BIRTHPLACE..... North Shore, NY
 RESIDENCE..... Manhasset, NY
 TWITTER..... @DjbMantis

BATS/THROWS L/R
 HEIGHT/WEIGHT 6-1/205
 CONTRACT STATUS..... signed thru 2017
 M.L. SERVICE 0.039
 OPTIONS USED 1 of 3

PERSONAL:

- Daniel Jonathan Barnes
- Attended Manhasset Secondary School in Manhasset, New York where he earned four varsity letters.
- As a senior, he posted an 8–1 win–loss record, 0.80 ERA, and 103 strikeouts in 58 innings pitched
- After graduation, he attended Princeton University, and played three seasons for the Princeton Tigers while majoring in economics...In 2008, made 12 appearances, four of which were starts, and posted a 2–4 record, 4.58 ERA, and 37 strikeouts in 37.1 innings.

LAST SEASON:

- On Aug. 2, 2016, was promoted to the Major Leagues...Made his **MLB debut** that night, holding a 2–1 lead with a score-less inning of relief against the Houston Astros that included strikeouts of Alex Bregman and Carlos Correa.
- Was optioned back to Buffalo on Aug. 9 and recalled by TOR on Sept. 1.
- On Oct. 8, was added to the Blue Jays' AL Division Series roster after Francisco Liriano suffered a concussion.

Bold – career high; Red – league high

| Year | Club & League | W-L | ERA | G | GS | CG | ShO | SV | IP | H | R | ER | HR | HB | BB-IBB | SO | WP | BK | OBA |
|---------------------|---------------------|-------|-------|-----|----|----|-----|----|-------|-----|----|----|----|----|--------|-----|----|----|------|
| 2010 | BlueJays (GCL) | 1-1 | 0.67 | 14 | 0 | 0 | 0 | 1 | 27.0 | 17 | 2 | 2 | 1 | 0 | 5-0 | 37 | 0 | 0 | .173 |
| | Lansing (MID) | 0-0 | 5.91 | 8 | 0 | 0 | 0 | 0 | 10.2 | 17 | 8 | 7 | 0 | 1 | 8-1 | 16 | 2 | 0 | .354 |
| 2011 | Lansing (MID) | 5-1 | 2.32 | 44 | 2 | 0 | 0 | 13 | 66.0 | 44 | 20 | 17 | 3 | 2 | 20-2 | 99 | 3 | 0 | .184 |
| 2012 | New Hampshire (EAS) | 0-1 | 16.20 | 1 | 0 | 0 | 0 | 0 | 1.2 | 2 | 3 | 3 | 1 | 0 | 2-0 | 2 | 0 | 0 | .333 |
| | Dunedin (FSL) | 1-2 | 1.40 | 50 | 0 | 0 | 0 | 34 | 51.1 | 37 | 8 | 8 | 3 | 0 | 16-1 | 63 | 1 | 1 | .198 |
| 2013 | Dunedin (FSL) | 1-1 | 22.50 | 3 | 0 | 0 | 0 | 0 | 2.0 | 5 | 5 | 5 | 0 | 0 | 1-0 | 2 | 0 | 0 | .500 |
| | Blue Jays (GCL) | 0-0 | 0.00 | 1 | 0 | 0 | 0 | 0 | 1.0 | 0 | 0 | 0 | 0 | 0 | 0-0 | 3 | 0 | 0 | .000 |
| 2014 | Dunedin (FSL) | 0-5 | 4.19 | 36 | 0 | 0 | 0 | 7 | 38.2 | 36 | 20 | 18 | 4 | 1 | 12-0 | 49 | 1 | 0 | .245 |
| 2015 | New Hampshire (EAS) | 3-2 | 2.97 | 40 | 1 | 0 | 0 | 4 | 60.2 | 64 | 24 | 20 | 5 | 1 | 19-2 | 74 | 0 | 0 | .270 |
| 2016 | New Hampshire (EAS) | 2-1 | 1.01 | 24 | 0 | 0 | 0 | 1 | 35.2 | 17 | 5 | 4 | 3 | 0 | 4-0 | 40 | 0 | 0 | .139 |
| | Buffalo (INT) | 1-0 | 0.35 | 17 | 0 | 0 | 0 | 5 | 25.2 | 6 | 1 | 1 | 0 | 2 | 2-0 | 37 | 0 | 0 | .071 |
| 2016 | TORONTO (AL) | 0-0 | 3.95 | 12 | 0 | 0 | 0 | 0 | 13.2 | 14 | 6 | 6 | 0 | 0 | 5-0 | 14 | 1 | 0 | .275 |
| Minor Totals | | 14-14 | 2.39 | 238 | 3 | 0 | 0 | 65 | 320.1 | 245 | 96 | 85 | 20 | 7 | 89-6 | 422 | 7 | 1 | .207 |

TRANSACTIONS

- Selected by the Toronto Blue Jays in the 35th round of the 2010 First Year Player Draft

GAME HIGHS

| | | | |
|-------------------------|-------------------------------------|---------------------------------|-------------------------|
| ML Debut | Aug. 2, 2016 at HOU | ER Allowed | 2 - Aug. 9, 2016 vs. TB |
| Innings Pitched: | | HR Allowed | None |
| Starter | None | Low Hit CG | None |
| Reliever | 2.1 - Sept. 4, 2016 at TB | Last Win | None |
| Walks: | | Last Save | None |
| Starter | None | Last CG | None |
| Reliever | 2 - Aug. 9, 2016 vs. TB | Last ShO | None |
| Strikeouts: | | Last Start | None |
| Starter | None | Last Relief App. | Sept. 26, 2016 vs. NYY |
| Reliever | 2 - 4x, last Sept. 11, 2016 vs. BOS | Longest Win Streak | None |
| Hits Allowed | 3 - Sept. 14, 2016 vs. TB | Longest Losing Streak | None |
| | | Scoreless Innings Streak | 3.1 - Aug. 2-9, 2016 |

PROFESSIONAL CAREER:

- Drafted by the Toronto Blue Jays in the 35th round of the 2010 Major League Baseball draft, and was assigned to the Gulf Coast League Blue Jays of the Rookie-level Gulf Coast League.
- Promoted to Lansing Lugnuts of the Class-A Midwest League to end of 2010 the season.
- Played with the Dunedin Blue Jays of the Class-A Advanced Florida State League for most of the 2012 season, making one appearance for the New Hampshire Fisher Cats of the Class AA Eastern League at the end of the season.
- Made just four appearances totaling three innings pitched in 2013 before being shut down due to a rotator cuff injury.
- Began the 2016 season in New Hampshire, and after pitching to a 1.01 ERA in 352/3 innings, was promoted to the Buffalo Bisons of the Class AAA International League in June.

BIOGRAPHIES

LAST SEASON

HISTORY

RECORDS

OPPONENTS

PLAYER DEV.

MEDIA & MISC.





BARNEY DARWIN

18

INFIELDER

BIRTHDATE November 8, 1985
 OPENING DAY AGE 31
 BIRTHPLACE Portland, OR
 RESIDENCE Lake Oswego, OR
 TWITTER NA

BATS/THROWS R/R
 HEIGHT/WEIGHT 5-10/180
 CONTRACT STATUS signed thru 2017
 M.L. SERVICE 5.085
 OPTIONS USED 1 of 3

PERSONAL:

- Darwin James Kunane Barney.
- Attended Oregon State University...Was named to the All-Tournament team after homering and driving in two runs to help the Beavers clinch their second-consecutive College World Series title in 2007.
- Named All-Pac-10 First Team and the Pac-10 Freshman of the Year in 2005... Selected to Team USA by USA Baseball in 2006, where his team won a gold medal at the World University Games... Also named All-Pac-10 First Team.
- Graduated from Southbridge (Ore.) High School in 2004... Led the school to its first ever baseball state championship in 2003.
- Selected by the Cubs in the fourth round of the 2007 First-Year Player Draft out of Oregon State University.

LAST SEASON:

- Made his professional debut as an outfield (LF) July 20 at ARI, recording two putouts... Notched 3+ RBI for the first time since July 14, 2013 vs. Cardinals (with Cubs).
- Made his professional debut as a pitcher in the 19th inning, July 1 vs. CLE, becoming the 10th different position player to pitch in a game for the club (14th time)... Suffered the loss (1.0, H, K) after surrendering a leadoff HR to Carlos Santana... Is the only position player to pitch in a game for TOR & pick up a losing decision.
- Recorded three consecutive multi-hit games from June 5-7 (6-for-10).

Bold – career high; Red – league high

| Year | Club and League | AVG | G | AB | R | H | 2B | 3B | HR | RBI | SH-SF | HP | BB-IBB | SO | SB-CS | SLG | OBP | OPS |
|------|-----------------------|------|------------|------|-----------|------------|-----------|----------|----------|-----------|------------|----------|-------------|-----------|------------|------|------|-------|
| 2007 | AZL (AZL) | .444 | 5 | 18 | 6 | 8 | 3 | 0 | 0 | 2 | 0-0 | 0 | 4-1 | 0 | 0-0 | .611 | .545 | 1.156 |
| | Peoria (Mid) | .273 | 44 | 176 | 27 | 48 | 9 | 3 | 2 | 21 | 0-2 | 3 | 11-0 | 22 | 5-2 | .392 | .323 | .715 |
| 2008 | Daytona (FSL) | .262 | 123 | 409 | 46 | 107 | 22 | 4 | 3 | 51 | 4-5 | 3 | 38-2 | 58 | 8-3 | .357 | .325 | .682 |
| 2009 | Tennessee (Sou) | .317 | 74 | 252 | 30 | 80 | 12 | 0 | 3 | 32 | 4-5 | 0 | 23-3 | 33 | 5-1 | .401 | .368 | .769 |
| | Iowa (PCL) | .264 | 63 | 212 | 25 | 56 | 12 | 1 | 0 | 17 | 2-2 | 0 | 13-0 | 32 | 4-1 | .330 | .304 | .634 |
| 2010 | Iowa (PCL) | .299 | 114 | 479 | 72 | 143 | 24 | 4 | 2 | 49 | 2-3 | 3 | 23-1 | 52 | 11-3 | .378 | .333 | .711 |
| | CHICAGO (NL) | .241 | 30 | 79 | 12 | 19 | 4 | 0 | 0 | 2 | 0-0 | 0 | 6-0 | 12 | 0-0 | .291 | .294 | .585 |
| 2011 | Iowa (PCL) | .357 | 4 | 14 | 3 | 5 | 1 | 0 | 1 | 3 | 0-0 | 1 | 0-0 | 2 | 1-0 | .643 | .400 | 1.043 |
| | CHICAGO (NL) | .276 | 143 | 529 | 66 | 146 | 23 | 6 | 2 | 43 | 7-4 | 8 | 22-2 | 67 | 9-2 | .353 | .313 | .666 |
| 2012 | CHICAGO (NL) | .254 | 156 | 548 | 73 | 139 | 26 | 4 | 7 | 44 | 3-1 | 3 | 33-1 | 58 | 6-1 | .354 | .299 | .653 |
| 2013 | Iowa (PCL) | .500 | 3 | 10 | 4 | 5 | 1 | 0 | 0 | 0 | 0-0 | 0 | 3-0 | 3 | 1-0 | .600 | .615 | 1.215 |
| | CHICAGO (NL) | .208 | 141 | 501 | 49 | 104 | 25 | 1 | 7 | 41 | 4-6 | 6 | 36-5 | 64 | 4-2 | .303 | .266 | .569 |
| 2014 | CHICAGO (NL) | .230 | 72 | 204 | 18 | 47 | 10 | 2 | 2 | 16 | 2-1 | 1 | 9-2 | 31 | 1-0 | .328 | .265 | .593 |
| | Albuquerque (PCL) | .257 | 9 | 35 | 5 | 9 | 1 | 0 | 0 | 1 | 0-0 | 0 | 3-0 | 5 | 0-0 | .286 | .316 | .602 |
| | LOS ANGELES (NL) | .303 | 22 | 33 | 6 | 10 | 1 | 0 | 1 | 7 | 0-1 | 3 | 8-0 | 3 | 0-0 | .424 | .467 | .891 |
| 2015 | LOS ANGELES (NL) | .000 | 2 | 4 | 0 | 0 | 0 | 0 | 0 | 0 | 0-0 | 0 | 0-0 | 0 | 0-0 | .000 | .000 | .000 |
| | Oklahoma City (PCL) | .277 | 96 | 347 | 52 | 96 | 15 | 0 | 4 | 31 | 4-2 | 4 | 22-1 | 44 | 7-4 | .354 | .325 | .679 |
| | TORONTO (AL) | .304 | 15 | 23 | 4 | 7 | 1 | 0 | 2 | 4 | 2-0 | 2 | 0-0 | 2 | 0-0 | .609 | .333 | .942 |
| 2016 | TORONTO (AL) | .269 | 104 | 279 | 35 | 75 | 13 | 2 | 4 | 19 | 2-2 | 1 | 22-1 | 48 | 2-2 | .373 | .322 | .695 |
| | Minor Totals | .285 | 535 | 1952 | 270 | 557 | 100 | 12 | 15 | 207 | 16-19 | 14 | 140-8 | 251 | 42-14 | .372 | .335 | .707 |
| | TORONTO TOTALS | .272 | 119 | 302 | 39 | 82 | 14 | 2 | 6 | 23 | 4-2 | 1 | 23-1 | 50 | 2-2 | .391 | .323 | .714 |
| | MAJOR TOTALS | .249 | 685 | 2200 | 263 | 547 | 103 | 15 | 25 | 176 | 20-15 | 22 | 137-11 | 285 | 22-7 | .343 | .297 | .641 |

DIVISION SERIES RECORD

| Year | Club and Opp. | AVG | G | AB | R | H | 2B | 3B | HR | RBI | SH-SF | HP | BB-IBB | SO | SB-CS |
|------|---------------|------|---|----|---|---|----|----|----|-----|-------|----|--------|----|-------|
| 2016 | TOR vs. TEX | .000 | 3 | 7 | 0 | 0 | 0 | 0 | 0 | 0 | 0-0 | 1 | 0-0 | 0 | 0-0 |

LEAGUE CHAMPIONSHIP SERIES RECORD

| Year | Club and Opp. | AVG | G | AB | R | H | 2B | 3B | HR | RBI | SH-SF | HP | BB-IBB | SO | SB-CS |
|------|---------------|------|---|----|---|---|----|----|----|-----|-------|----|--------|----|-------|
| 2016 | TOR vs. CLE | .125 | 4 | 8 | 1 | 1 | 0 | 0 | 0 | 0 | 0-0 | 0 | 0-0 | 3 | 0-0 |

HOME RUN BREAKDOWN

| Total | H | A | ONE GAME | | | | GS | LO | XN | IP | PH | RHP | LHP |
|-------|----|---|----------|---|---|---|----|----|----|----|----|-----|-----|
| | | | 2 | 3 | 4 | 4 | | | | | | | |
| 25 | 17 | 8 | 0 | 0 | 0 | 0 | 0 | 1 | 0 | 0 | 0 | 16 | 9 |



TRANSACTIONS

- Selected by the Chicago Cubs in the 4th round of the 2007 First Year Player Draft
- On disabled list (sprained left knee) from June 14-29, 2011
- On disabled list (left knee laceration) from March 31-April 15, 2013
- Traded to the Los Angeles Dodgers along with cash considerations in exchange for a player to be named later on July 28, 2014. The Chicago Cubs acquired RHP Jonathan Martinez to complete the trade on July 30, 2014
- Traded to the Toronto Blue Jays in exchange for C Jack Murphy on September 13, 2015

GAME HIGHS

| | | | |
|------------------|-------------------------------------|-------------------------------|-------------------------------------|
| ML Debut | Aug. 12, 2010 at SF | Stolen Bases | 1 - 22x, last April 9, 2016 vs. BOS |
| Runs | 3 - 5x, last June 5, 2014 vs. NYM | Last ML Home Run | Aug. 26, 2016 vs. MIN |
| Hits | 4 - 3x, last July 2, 2014 at BOS | Longest Hitting Streak | 13G - Sept. 5-18, 2012 |
| Home Runs | 1 - 25x, last Aug. 26, 2016 vs. MIN | Longest Hitless Streak | 24AB - April 30-May 10, 2013 |
| RBI | 4 - 2x, last July 14, 2013 vs. STL | | |

MILESTONES

| Category | Date | Opponent | Pitcher | Notes |
|------------------------|------------------|------------------|-----------|-----------------|
| Game | 1 Aug. 12, 2010 | at San Francisco | -- | as DEF - 2B |
| Hit | 1 Aug. 16, 2010 | San Diego | Correia | 2B |
| Home Run | 1 April 25, 2011 | Colorado | Rogers | 2R |
| Extra Inning HR | 1 April 23, 2013 | at Cincinnati | Parra | 10th inning, 1R |
| Walkoff HR | 1 May 30, 2012 | San Diego | Thayer | 2R |
| RBI | 1 Aug. 30, 2010 | Pittsburgh | Burres | 1R-2B |
| Stolen Base | 1 April 23, 2011 | Los Angeles (NL) | Lilly | 3rd base |
| | | | C-Barajas | |

PROFESSIONAL CAREER:

- Honoured with the 2012 National League Rawlings Gold Glove Award at second base, topping all Major Leaguers with a .997 fielding percentage at the position...Was also a 2013 NL Gold Glove finalist.
- His 141-consecutive errorless games at second base from April 18-September 27, 2012 are tied for the single-season record with Placido Polanco, who turned the trick with Detroit in 2007.
- Owns the NL record for consecutive errorless games at second base, having surpassed Ryne Sandberg's former record 123-game errorless streak – allowing for multiple seasons – that ran from June 21, 1989-May 17, 1990.
- Made his **Major League debut** on Aug. 12, 2010 as a defensive replacement at second base in the ninth inning at San Francisco...Made his first career start, Aug. 13 at St. Louis, at second base.
- Collected his first big league hit on Aug. 16, 2010 with a double in the first inning off San Diego's Kevin Correia
- Belted his first-career homer, April 25, 2011 vs. Colorado, hitting a two-run shot in the first inning off Esmil Rogers

BACK TO BACK HOME RUNS MORE THAN ONCE IN THE SAME GAME, TORONTO

| | | |
|-----------|-----------------|--|
| 6/19/2012 | TOR 10 at MIL 9 | Colby Rasmus / Jose Bautista/Edwin Encarnacion |
| 6/19/2012 | TOR 10 at MIL 9 | Colby Rasmus/Jose Bautista |
| 7/22/2002 | TOR 6 at BAL 3 | Vernon Wells/ChrisWoodward |
| 7/22/2002 | TOR 6 at BAL 3 | Carlos Delgado/Vernon Wells |
| 4/20/2001 | TOR 12 at KC 4 | Raul Mondesi/Carlos Delgado |
| 4/20/2001 | TOR 12 at KC 4 | Raul Mondesi/Carlos Delgado |
| 8/17/2001 | TOR 11 vs TEX 3 | Jeff Frye / Jose Cruz, Jose Jr. |
| 8/17/2001 | TOR 11 vs TEX 3 | Shannon Stewart/Carlos Delgado |
| 7/30/1999 | TOR 8 vs DET 2 | Willie Greene/Shawn Green |
| 7/30/1999 | TOR 8 vs DET 2 | Carlos Delgado/Tony Fernandez |



BAUTISTA

JOSE

19

OUTFIELDER

BIRTHDATE October 19, 1980
 OPENING DAY AGE 36
 BIRTHPLACE Santo Domingo, DR
 RESIDENCE Santo Domingo, DR
 TWITTER @JoeyBats19

BATS/THROWS R/R
 HEIGHT/WEIGHT 6-0/205
 CONTRACT STATUS signed thru 2017
 M.L. SERVICE 11.165
 OPTIONS USED 2 of 3

PERSONAL:

- Jose Antonio Bautista
- Attended Chipola (FL) Community College... Attended De La Salle High School in Santo Domingo.
- Was featured as the cover athlete for the Canadian edition of MLB 21: The Show and MLB 13: The Show.
- Participated in the Toronto Blue Jays Winter Tour in 2013, 2015 & 2017.
- Is President and Founder of the Bautista Family Education Fund...Dedicated to raising awareness and providing assistance for young amateur athletes by providing access to higher education to help them succeed both on and off the field.

LAST SEASON:

- Had his streak of reaching base safely in his first 14 career postseason games snapped Oct. 9 vs. TEX after going 0-for-5... At the time it was the fourth-longest streak among active players behind Lorenzo Cain (20), Daniel Murphy (18) and Alcides Escobar (15)...His 14-game on-base streak to start his postseason career was tied for the 11th longest in postseason history.
- Hit his 6th postseason HR (all with TOR) in GM 1 of the Division Series vs. TEX... That HR ties him with Joe Carter for the most HR hit in Toronto's postseason history.
- Is the 4th Blue Jay to record at least 7 seasons with 20+HR (Delgado-9, Carter-7, Wells-7) – 3rd player to do so in 7 consecutive seasons (Delgado 1996-2004 & Carter 1991-97).
- On Sept. 24 vs. NYY hit his 20th HR, a 3R shot which broke a 0-0 tie in the 8th inn...Was his 16th career HR in which he has given his club the lead from the 8th inning on...Was his 14th HR as a Jay that has given the team the lead from the 8th inning on (2nd most in team history – George Bell has 16).
- Hit a HR on Sept. 21 at SEA which tied game at 1-1 in the 9th inning...It was the 11th time in his career to either tie or put team ahead with a HR from the 9th inning on (all with TOR).
- Hit his 4th leadoff HR of the season (8th career) on Aug. 31 at BAL, coming on the 1st pitch of the game...Marked the 8th time a player has hit a HR on the 1st pitch of the game in club history (last: Jose Reyes in 2014) & 2nd time Jose has done that in his career (last: Sept. 29, 2009).
- Was placed on the 15-day DL for the 2nd time this season on Aug. 10 with a sprained left knee...Returned from DL on Aug. 25.
- On Aug. 2 at HOU, hit his 300th career home run (1R off McCullers in the 3rd inning)...At that time, he became the 10th active player with 300+ career HR...His first career HR occurred in his 133rd AB as only three other players in the 300 HR club failed to hit a HR in their first 130 major-league at bats: Ivan Rodriguez (196), Andre Dawson (159) & Rogers Hornsby (135)...courtesy of Elias.
- Also at that time became the 10th Dominican Republic-born player with 300 career HR.
- Returned from a rehab assignment at Buffalo (AAA) on July 25 & was activated from the 15-day DL (strained left big toe)...Appeared in 4G (3 with Buffalo & 1 with Dunedin) – combined to go 2-for-14 (HR).
- Was placed on the 15-day disabled list with a strained left big toe...Banged the left big toe against the right field wall after going for a ball in the corner on June 16 at Philadelphia.
- On May 31 vs. NYY had a 17-game on base streak snapped (0-for-4).
- On May 27 vs. BOS served his one game suspension from the incident that took place in Texas on May 15 (bench clearing brawl - hard slide into 2nd base).
- From May 20-22 marked the first time to hit a HR in three consecutive games since July 17-21, 2015 & first time to do so in three straight road games since May 13-15, 2011.
- April 30 at TB hit HR #5 of the season (2R off of Archer)...Marks the 4th consecutive year in which he's finished April with at least five HR.
- On April 22 vs. OAK had a streak of 30 consecutive games reaching base safely snapped (including post season).
- April 9 vs. BOS, smacked his first two home runs of the season, both coming off BOS starter Rick Porcello...Of his 29 career multi-HR contests, 27 of those have been with the Blue Jays – all since the 2010 campaign in which he recorded a club record 54-HR
- Tied for the lead of current Jays with seven Opening Day starting assignments (Edwin Encarnacion)...The only other player in club history with at least seven consecutive opening day starts as a RF was Jesse Barfield (1982-1989, eight seasons).

MLB LEADERS SINCE 2010

HOME RUNS

| | | |
|----|-------------------|-----|
| 1. | Jose Bautista | 249 |
| 2. | Miguel Cabrera | 237 |
| 3. | Edwin Encarnacion | 231 |
| 4. | Nelson Cruz | 229 |
| 5. | Albert Pujols | 225 |

WALKS

| | | |
|----|----------------|-----|
| 1. | Joey Votto | 728 |
| 2. | Jose Bautista | 661 |
| 3. | Carlos Santana | 638 |
| 4. | Ben Zobrist | 571 |
| 5. | Miguel Cabrera | 565 |

OBP

| | | |
|----|------------------|------|
| 1. | Joey Votto | .435 |
| 2. | Miguel Cabrera | .414 |
| 3. | Mike Trout | .405 |
| 4. | Paul Goldschmidt | .398 |
| 5. | Jose Bautista | .387 |

SLG

| | | |
|----|-------------------|------|
| 1. | Miguel Cabrera | .582 |
| 2. | David Ortiz | .562 |
| 3. | Mike Trout | .557 |
| 4. | Jose Bautista | .542 |
| 5. | Giancarlo Stanton | .539 |

OPS

| | | |
|----|----------------|------|
| 1. | Miguel Cabrera | .996 |
| 2. | Joey Votto | .971 |
| 3. | Mike Trout | .963 |
| 4. | David Ortiz | .945 |
| 5. | Jose Bautista | .929 |



| Year | Club & League | AVG | G | AB | R | H | 2B | 3B | HR | RBI | SH-SF | HP | BB-IBB | SO | SB-CS | SLG | OBP | OPS |
|------|----------------------|------|------|------|-----|------|-----|----|-----|-----|-------|----|--------|------|-------|-------|------|-------|
| 2001 | Williamsport (NYP) | .286 | 62 | 220 | 43 | 63 | 10 | 3 | 5 | 30 | 0-0 | 6 | 21-0 | 41 | 8-1 | .427 | .364 | .791 |
| 2002 | Hickory (SAL) | .301 | 129 | 438 | 72 | 132 | 26 | 3 | 14 | 57 | 5-2 | 8 | 67-3 | 104 | 3-2 | .470 | .402 | .872 |
| 2003 | Lynchburg (Caro) | .242 | 51 | 165 | 28 | 40 | 14 | 2 | 4 | 20 | 0-0 | 3 | 27-0 | 48 | 1-5 | .424 | .359 | .783 |
| | Pirates (Gulf) | .348 | 7 | 23 | 5 | 8 | 1 | 0 | 1 | 3 | 0-1 | 0 | 4-1 | 7 | 0-0 | .522 | .429 | .951 |
| 2004 | BALTIMORE (AL) | .273 | 16 | 11 | 3 | 3 | 0 | 0 | 0 | 0 | 0-0 | 0 | 1-0 | 3 | 0-0 | .273 | .333 | .606 |
| | TAMPA BAY (AL) | .167 | 12 | 12 | 1 | 2 | 0 | 0 | 0 | 1 | 0-0 | 0 | 3-0 | 7 | 0-1 | .167 | .333 | .500 |
| | KANSAS CITY (AL) | .200 | 13 | 25 | 1 | 5 | 1 | 0 | 0 | 1 | 0-0 | 0 | 1-0 | 12 | 0-0 | .240 | .231 | .471 |
| | PITTSBURGH (NL) | .200 | 23 | 40 | 1 | 8 | 2 | 0 | 0 | 0 | 1-0 | 0 | 2-0 | 18 | 0-0 | .250 | .238 | .488 |
| 2005 | Altoona (East) | .283 | 117 | 445 | 63 | 126 | 27 | 1 | 23 | 90 | 2-2 | 10 | 48-2 | 101 | 7-3 | .503 | .364 | .867 |
| | Indianapolis (Int) | .255 | 13 | 51 | 6 | 13 | 3 | 0 | 1 | 4 | 0-0 | 0 | 4-0 | 10 | 1-1 | .373 | .309 | .682 |
| | PITTSBURGH (NL) | .143 | 11 | 28 | 3 | 4 | 1 | 0 | 0 | 1 | 0-0 | 0 | 3-0 | 7 | 1-0 | .179 | .226 | .405 |
| 2006 | Indianapolis (Int) | .277 | 29 | 101 | 12 | 28 | 9 | 0 | 2 | 9 | 0-2 | 2 | 14-1 | 19 | 2-1 | .426 | .370 | .796 |
| | PITTSBURGH (NL) | .235 | 117 | 400 | 58 | 94 | 20 | 3 | 16 | 51 | 3-4 | 16 | 46-2 | 110 | 2-4 | .240 | .335 | .755 |
| 2007 | Pirates (Gulf) | .375 | 2 | 8 | 1 | 3 | 2 | 0 | 0 | 1 | 0-0 | 0 | 0-0 | 1 | 0-0 | .625 | .375 | 1.000 |
| | PITTSBURGH (NL) | .254 | 142 | 532 | 75 | 135 | 36 | 2 | 15 | 63 | 4-6 | 4 | 68-1 | 101 | 6-3 | .414 | .339 | .753 |
| 2008 | Indianapolis (Int) | .300 | 5 | 20 | 6 | 6 | 2 | 0 | 2 | 8 | 0-0 | 0 | 3-0 | 6 | 1-0 | .700 | .391 | 1.091 |
| | PITTSBURGH (NL) | .242 | 107 | 314 | 38 | 76 | 15 | 0 | 12 | 44 | 6-3 | 2 | 38-4 | 77 | 1-1 | .404 | .325 | .729 |
| | TORONTO (AL) | .214 | 21 | 56 | 7 | 12 | 2 | 0 | 3 | 10 | 2-1 | 0 | 2-1 | 14 | 0-0 | .411 | .237 | .648 |
| 2009 | TORONTO (AL) | .235 | 113 | 336 | 54 | 79 | 13 | 3 | 13 | 40 | 6-2 | 4 | 56-1 | 85 | 4-0 | .408 | .349 | .757 |
| 2010 | TORONTO (AL) | .260 | 161 | 569 | 109 | 148 | 35 | 3 | 54 | 124 | 0-4 | 10 | 100-2 | 116 | 9-2 | .617 | .378 | .995 |
| 2011 | TORONTO (AL) | .302 | 149 | 513 | 105 | 155 | 24 | 2 | 43 | 103 | 0-4 | 6 | 132-24 | 111 | 9-5 | .608 | .447 | 1.056 |
| 2012 | Blue Jays (Gulf) | .000 | 1 | 3 | 0 | 0 | 0 | 0 | 0 | 0 | 0-0 | 0 | 1-0 | 1 | 0-0 | .000 | .250 | .250 |
| | New Hampshire (East) | .500 | 1 | 4 | 2 | 2 | 0 | 0 | 2 | 5 | 0-0 | 0 | 1-0 | 1 | 0-0 | 2.000 | 6.00 | 2.600 |
| | TORONTO (AL) | .241 | 92 | 332 | 64 | 80 | 14 | 0 | 27 | 65 | 0-4 | 4 | 59-2 | 63 | 5-2 | .527 | .358 | .886 |
| 2013 | TORONTO (AL) | .259 | 118 | 452 | 82 | 117 | 24 | 0 | 28 | 73 | 0-4 | 3 | 69-2 | 84 | 7-2 | .498 | .358 | .856 |
| 2014 | TORONTO (AL) | .286 | 155 | 553 | 101 | 158 | 27 | 0 | 35 | 103 | 1-6 | 9 | 104-11 | 96 | 6-2 | .524 | .403 | .927 |
| 2015 | TORONTO (AL) | .250 | 153 | 543 | 108 | 136 | 29 | 3 | 40 | 114 | 0-8 | 5 | 110-2 | 106 | 8-2 | .536 | .377 | .913 |
| 2016 | Dunedin (FSL) | .333 | 1 | 3 | 1 | 1 | 0 | 0 | 1 | 1 | 0-0 | 0 | 0-0 | 1 | 0-0 | 1.333 | .333 | 1.666 |
| | Buffalo (Int) | .091 | 3 | 11 | 0 | 1 | 0 | 0 | 0 | 0 | 0-0 | 0 | 0-0 | 2 | 0-0 | .091 | .091 | .182 |
| | TORONTO (AL) | .234 | 116 | 423 | 68 | 99 | 24 | 1 | 22 | 69 | 0-4 | 3 | 87-1 | 103 | 2-2 | .452 | .366 | .818 |
| | Minor Totals | .284 | 421 | 1492 | 239 | 423 | 94 | 9 | 55 | 228 | 7-7 | 29 | 190-7 | 342 | 23-13 | .469 | .374 | .843 |
| | TORONTO TOTALS | .261 | 1078 | 3777 | 698 | 984 | 192 | 12 | 265 | 701 | 7-39 | 44 | 719-46 | 778 | 50-17 | .528 | .382 | .910 |
| | MAJOR TOTALS | .255 | 1519 | 5139 | 878 | 1311 | 267 | 17 | 308 | 862 | 23-50 | 66 | 881-53 | 1113 | 60-26 | .493 | .368 | .861 |

WILD CARD GAME RECORD

| Year | Club and Opp. | AVG | G | AB | R | H | 2B | 3B | HR | RBI | SH-SF | HP | BB-IBB | SO | SB-CS |
|------|---------------|------|---|----|---|---|----|----|----|-----|-------|----|--------|----|-------|
| 2016 | TOR vs. BAL | .333 | 1 | 3 | 1 | 1 | 0 | 0 | 1 | 1 | 0-0 | 0 | 1-0 | 2 | 0-0 |

DIVISION SERIES RECORD

| Year | Club and Opp. | AVG | G | AB | R | H | 2B | 3B | HR | RBI | SH-SF | HP | BB-IBB | SO | SB-CS |
|---------------|---------------|------|---|----|---|---|----|----|----|-----|-------|----|--------|----|-------|
| 2015 | TOR vs. TEX | .273 | 5 | 22 | 3 | 6 | 2 | 0 | 2 | 5 | 0-0 | 0 | 1-0 | 2 | 0-0 |
| 2016 | TOR vs. TEX | .167 | 3 | 12 | 3 | 2 | 0 | 0 | 1 | 4 | 0-0 | 0 | 2-0 | 3 | 0-0 |
| TOTALS | | .235 | 8 | 34 | 6 | 8 | 2 | 0 | 3 | 9 | 0-0 | 0 | 3-0 | 5 | 0-0 |

LEAGUE CHAMPIONSHIP SERIES RECORD

| Year | Club and Opp. | AVG | G | AB | R | H | 2B | 3B | HR | RBI | SH-SF | HP | BB-IBB | SO | SB-CS |
|---------------|---------------|------|----|----|---|---|----|----|----|-----|-------|----|--------|----|-------|
| 2015 | TOR vs. KC | .316 | 6 | 19 | 4 | 6 | 1 | 0 | 2 | 6 | 0-0 | 0 | 7-0 | 5 | 0-0 |
| 2016 | TOR vs. CLE | .167 | 5 | 18 | 1 | 3 | 1 | 0 | 0 | 0 | 0-0 | 0 | 3-0 | 7 | 0-0 |
| TOTALS | | .243 | 11 | 37 | 5 | 9 | 2 | 0 | 2 | 6 | 0-0 | 0 | 10-0 | 12 | 0-0 |

ALL-STAR GAME RECORD

| Year | Club and League | AVG | G | AB | R | H | 2B | 3B | HR | RBI | SH-SF | HP | BB-IBB | SO | SB-CS |
|---------------|-----------------|------|---|----|---|---|----|----|----|-----|-------|----|--------|----|-------|
| 2010 | AL at LAA | .000 | 1 | 1 | 0 | 0 | 0 | 0 | 0 | 0 | 0-0 | 0 | 0-0 | 0 | 0-0 |
| 2011 | AL at ARI | .500 | 1 | 2 | 0 | 1 | 0 | 0 | 0 | 0 | 0-0 | 0 | 0-0 | 0 | 0-0 |
| 2012 | AL at KC | .000 | 1 | 1 | 0 | 0 | 0 | 0 | 0 | 0 | 0-0 | 0 | 1-0 | 1 | 0-0 |
| 2013 | AL at NYM | .000 | 1 | 1 | 0 | 0 | 0 | 0 | 0 | 1 | 0-1 | 0 | 0-0 | 1 | 0-0 |
| 2014 | AL at MIN | .000 | 1 | 2 | 0 | 0 | 0 | 0 | 0 | 0 | 0-0 | 0 | 0-0 | 1 | 0-0 |
| 2015 | AL at CIN | | | | | | | | | | | | | | |
| | | | | | | | | | | | | | | | |
| TOTALS | | .143 | 5 | 7 | 0 | 1 | 0 | 0 | 0 | 1 | 0-1 | 0 | 1-0 | 3 | 0-0 |

WORLD BASEBALL CLASSIC

| Year | Club and League | AVG | G | AB | R | H | 2B | 3B | HR | RBI | SH-SF | HP | BB-IBB | SO | SB-CS |
|------|--------------------|------|---|----|---|---|----|----|----|-----|-------|----|--------|----|-------|
| 2009 | Dominican Republic | .333 | 3 | 3 | 1 | 1 | 0 | 0 | 0 | 0 | 0-0 | 0 | 0-0 | 1 | 0-0 |

HOME RUN BREAKDOWN

| Total | ONE GAME | | | | | | | | | | | | | | |
|-------|----------|-----|----|---|---|----|----|----|----|----|-----|-----|--|--|--|
| | H | A | 2 | 3 | 4 | GS | LO | XN | IP | PH | RHP | LHP | | | |
| 308 | 158 | 150 | 28 | 1 | 0 | 5 | 8 | 3 | 1 | 0 | 231 | 77 | | | |

MOST ALL-STAR GAME SELECTIONS

| | | |
|----------------|----|------------------------------------|
| Jose Bautista | 6x | 2010, 2011, 2012, 2013, 2014, 2015 |
| Roberto Alomar | 5x | 1991, 1992, 1993, 1994, 1995 |
| Joe Carter | 5x | 1991, 1992, 1993, 1994, 1996 |

* Jose was selected as a starter for the 5th straight year, representing the only Jay to accomplish that feat



TRANSACTIONS

- Selected by the Pittsburgh Pirates in the 20th round of the 2000 First Year Player Draft
- Selected by the Baltimore Orioles in the Rule 5 Draft on December 15, 2003
- Claimed on waivers by the Tampa Bay Rays on June 3, 2004
- Traded to the Kansas City Royals in exchange for cash considerations on June 28, 2004
- Traded to the New York Mets in exchange for C Justin Huber on July 30, 2004
- Traded to the Pittsburgh Pirates along with IF Ty Wigginton and RHP Matt Peterson in exchange for RHP Kris Benson and IF Jeff Keppinger on July 20, 2004
- Traded to the Toronto Blue Jays in exchange for a player to be named later on August 21, 2008. C Robinson Diaz was the player to be named later in a deal completed on August 25, 2008
- On disabled list (left wrist inflammation) from July 17-August 24, 2012
- On disabled list (left wrist inflammation) from August 26-remainder of season, 2012
- On disabled list (left hip flexor strain) from August 21-remainder of season, 2013
- On disabled list (strained left big toe) from June 17-July 24, 2016
- On disabled list (sprained left knee) from August 10-24, 2016

GAME HIGHS

| | | | |
|------------------|-------------------------------------|-------------------------------|------------------------------------|
| ML Debut | April 4, 2004 vs. BOS | Stolen Bases | 2 - 3x, last Sept. 8, 2015 at BOS |
| Runs | 4 - 3x, last: April 10, 2015 at BAL | Last ML Home Run | Sept. 30, 2016 at BOS |
| Hits | 4 - 5x, last May 22, 2013 vs. TB | Longest Hitting Streak | 12G - 2x, last May 26-June 8, 2015 |
| Home Runs | 3 - May 15, 2011 at MIN | Longest Hitless Streak | 27AB - July 30-Aug. 30, 2008 |
| RBI | 5 - 8x, last May 26, 2015 vs. CWS | | |

MILESTONES

| Category | Date | Opponent | Pitcher | Notes |
|-------------------------------|----------------------|----------------|---------------------|-----------------------------------|
| Game | 1000 | May 3, 2013 | Seattle | -- as RF |
| | 1000 (with TOR) | May 14, 2016 | at Texas | -- as RF |
| Hit | 1 | April 7, 2004 | Boston | Mendoza PH-1B |
| | 1000 | June 18, 2014 | at New York (AL) | Ramirez RBI-2B |
| Home Run | 1 | May 13, 2006 | Florida | Olsen 2R |
| | 100 | Aug. 26, 2010 | Detroit | Scherzer 1R |
| | 200 | June 29, 2013 | Boston | Doubront 1R |
| | 300 | Aug. 2, 2016 | at Houston | McCullers 1R |
| Multi-Homer Games (29) | 29 | April 9, 2016 | Boston | Porcello (2) 2R, 2R |
| | 3-Homer Games | 1 | May 15, 2011 | at Minnesota Duensing, Slowey (2) |
| | 1R, 1R, 2R | | | |
| Grand Slams | 1 | June 11, 2006 | at San Francisco | Worrell 8th inning |
| | 2 | Sept. 19, 2006 | at Los Angeles (NL) | Dessens 6th inning |
| | 3 | July 30, 2010 | Cleveland | Masterson 4th inning |
| | 4 | Sept. 30, 2010 | at Minnesota | Neshek 3rd inning |
| | 5 | Aug. 5, 2015 | Minnesota | Duffey 2nd inning |
| Leadoff HR (8) | 8 | Aug. 31, 2016 | at Baltimore | Gallardo — |
| Extra Inning HR | 1 | May 14, 2011 | at Minnesota | Hoeoy 2R, 11th inning |
| | 2 | July 9, 2011 | at Cleveland | Perez 1R, 10th inning |
| | 3 | Aug. 7, 2015 | at New York (AL) | Pinder 1R, 10th inning |
| Inside the Park | 1 | July 7, 2010 | Minnesota | Slowey 2R, 5th inning |
| RBI | 1 | June 24, 2004 | at Toronto | Adams Groundout |
| Stolen Base | 1 | Sept. 26, 2005 | at Los Angeles (NL) | Carrara 2nd base |
| | | | C-Navarro | |

ALL-TIME CLUB LEADERS

HOME RUNS

| | |
|-------------------------|------------|
| 1. Carlos Delgado | 336 |
| 2. Jose Bautista | 265 |
| 3. Edwin Encarnacion | 239 |
| 4. Vernon Wells | 223 |
| 5. Joe Carter | 203 |

SLG %

| | |
|-------------------------|-------------|
| 1. Carlos Delgado | .556 |
| 2. Jose Bautista | .528 |
| 3. Edwin Encarnacion | .522 |
| 4. George Bell | .486 |
| 5. Jesse Barfield | .483 |

XBH

| | |
|-------------------------|------------|
| 1. Carlos Delgado | 690 |
| 2. Vernon Wells | 592 |
| 3. George Bell | 471 |
| 4. Jose Bautista | 469 |
| 5. Lloyd Moseby | 451 |

WALKS

| | |
|-------------------------|------------|
| 1. Carlos Delgado | 827 |
| 2. Jose Bautista | 719 |
| 3. Lloyd Moseby | 547 |
| 4. John Olerud | 514 |
| 5. Edwin Encarnacion | 477 |

OBP %

| | |
|-------------------------|-------------|
| 1. John Olerud | .395 |
| 2. Carlos Delgado | .392 |
| 3. Jose Bautista | .382 |
| 4. Roberto Alomar | .382 |
| 5. Rance Mulliniks | .365 |



PROFESSIONAL CAREER:

- Led the Major Leagues in 2011 in home runs (43), walks (132), slugging percentage (.608) and OPS (1.056)... Became the first player to lead the Majors in the above categories since Barry Bonds in 2001, and the first AL player since Ted Williams in 1942.
- In 2011 became just the 5th player in Major League history to record at least 40 home runs, 130 walks, and nine stolen bases in a single season... Finished just .0003 points behind for the AL lead behind Cabrera in on base percentage.
- In 2015, became just the 2nd Blue Jay in club history to have three 40+ HR seasons (Delgado) and just the 3rd Jay to record four, 100+ RBI seasons (Delgado-6, Carter-6).
- Made his postseason debut Oct. 8, 2015 vs. TEX, becoming the first player in Blue Jays history to hit a home run in their first career playoff game.
- Joined Joe Carter as the only Blue Jays players to hit a go-ahead 3-run home run in the playoffs in team history (Game 6 vs. TEX).
- Matched the Blue Jays record with an RBI in four consecutive playoff games (Fernandez, 1993).
- Became the first player in franchise history to hit multiple home runs in a single postseason game after hitting two home runs in game six of the ALCS at KC.
- Hit the game-tying home run in the 8th inning of game six in the ALCS, the first player to hit a game-tying or go-ahead shot in the 8th inning or later in game six or seven in the ALCS since Aaron Boone in 2003... It marked the first time a player had recorded a multi-home run game in the ALCS since Jhonny Peralta in game four of the 2012 series vs. NYY.
- In the decisive Game 5 vs. TEX in the ALDS - hit the game winning home run (3R HR off Dyson) in the 7th inning to break a 3-3 tie (bat flip).
- His four home runs in the playoffs were the most ever in a single postseason by a Blue Jays hitter... Those four home runs rank 2nd for most in the postseason in club history behind Joe Carter (6).
- Reached base safely in all 11 of his playoff games this year, the first player to reach in their first 11 career postseason games since Brian McCann (2005-2013).
- The 11 runs driven in ranks T-2nd most in a single postseason in franchise history behind Paul Molitor's 13 set in 1993.
- Earned consecutive Hank Aaron Awards (2010-11), recognizing the league's top hitter... Became just the 3rd player to capture this award in consecutive seasons (Alex Rodriguez, 2001-2003 and Barry Bonds, 2001-2002) and was the 6th recipient to win this award on multiple occasions (Alex Rodriguez-4, Barry Bonds-3, Manny Ramirez-2, Derek Jeter-2 and Albert Pujols-2).
- In 2010, led the Majors in home runs (54), extra base hits (92), and T-1st in total bases (351)... Among the AL ranked 2nd in walks (100), 3rd in RBI (125), SLG (.617) and OPS (.995)... Became only the 4th player (5th time) in MLB history to record at least 35-2B, 50-HR, 100-BB in the same season... Is only the 16th player in history to hit 54 or more home runs.
- Was named to the Sporting News All-Star Team in 2010 as an outfielder, was named a Silver Slugger in the AL as an outfielder and also was selected as the Hank Aaron Award winner as the most outstanding offensive performer in the AL.
- Was named to the AL All-Star team in July, his 6th straight/overall All-Star selection (2010-2015) and his 1st time being chosen by the players... For the 5th straight year was selected as a starter, the only Jay to accomplish that feat... The six All-Star appearances also represent the most by any Blue Jay (Roberto Alomar-5, Joe Carter-5).

ALL-TIME SINGLE SEASON CLUB LEADERS (TOP 5) – BATTING DEPARTMENTS

*LED LEAGUE

HOME RUNS

| | | |
|-------------------------|------------|-------------|
| 1. Jose Bautista | 54* | 2010 |
| 2. George Bell | 47 | 1987 |
| 3. Jose Canseco | 46 | 1998 |
| 4. Carlos Delgado | 44 | 1999 |
| 5. Jose Bautista | 43* | 2011 |

WALKS

| | | |
|-------------------------|-------------|-------------|
| 1. Jose Bautista | 132* | 2011 |
| 2. Carlos Delgado | 123 | 2000 |
| 3. Fred McGriff | 119 | 1989 |
| 4. John Olerud | 114 | 1993 |
| 5. Carlos Delgado | 111 | 2001 |

SLG % (450 PA)

| | | |
|-------------------------|--------------|-------------|
| 1. Carlos Delgado | .664 | 2000 |
| 2. Jose Bautista | .617 | 2010 |
| 3. Jose Bautista | .608* | 2011 |
| 4. George Bell | .605 | 1987 |
| 5. John Olerud | .599 | 1993 |

OBP % (450 PA)

| | | |
|-------------------------|-------------|-------------|
| 1. John Olerud | .473* | 1993 |
| 2. Carlos Delgado | .470 | 2000 |
| 3. Jose Bautista | .447 | 2011 |
| 4. Tony Fernandez | .427 | 1999 |
| 5. Carlos Delgado | .426 | 2003 |

XBH

| | | |
|-------------------------|------------|-------------|
| 1. Carlos Delgado | 99* | 2000 |
| 2. Jose Bautista | 92* | 2010 |
| 3. Shawn Green | 87* | 1999 |
| Vernon Wells | 87* | 2003 |
| 5. Josh Donaldson | 84* | 2015 |

OPS

| | | |
|-------------------------|---------------|-------------|
| 1. Carlos Delgado | 1.134 | 2000 |
| 2. John Olerud | 1.072* | 1993 |
| 3. Jose Bautista | 1.056* | 2011 |
| 4. Carlos Delgado | 1.019* | 2003 |
| 5. Jose Bautista | .995 | 2010 |

WAR

| | | |
|-------------------------|------------|-------------|
| 1. Josh Donaldson | 8.7 | 2015 |
| 2. Jose Bautista | 8.3 | 2011 |
| 3. Josh Donaldson | 7.9 | 2016 |
| 4. John Olerud | 7.6 | 1993 |
| 5. Jess Barfield | 7.3 | 1985 |

BLUE JAYS, MOST CONSECUTIVE GAMES REACHING BASE TO BEGIN SEASON — ALL-TIME

(CONSIDERS ONLY GAMES WITH AT LEAST 1 PA)

| Season | Player | Streak | Streak Dates |
|-------------|----------------------|-----------|---------------------------|
| 2014 | Jose Bautista | 33 | 03/31 – 05/10/2014 |
| 2006 | Vernon Wells | 29 | 04/04 – 05/06/2006 |
| 2000 | Dave Martinez | 24 | 08/06 – 09/04/2000 |
| 1997 | Alex Gonzalez | 19 | 04/01 – 04/25/1997 |
| 1977 | Roy Howell | 18 | 05/10 – 06/03/1977 |
| 1981 | Lloyd Moseby | 18 | 04/09 – 04/29/1981 |



- From July 2010 - May 2011, led the AL in home runs in each of the five months totalling 54, 18 more than any other player... Last player to do that was Jimmie Foxx (June, 1933 – April, 1934).
- Was the only player to win AL Player of the Month awards twice in 2010 (July/August) and was the only player to win Player of the Week awards three times... In fact also picked up monthly honours in both April and May of 2011, earning him the award in four of the five previous months.
- His 54 home runs in 2010 set a Blue Jays record, surpassing the 47 by George Bell in 1987... His increase in home runs (41) year-over-year set a new MLB record, passing Davey Johnson who increased his total by 38 in 1973... Had nine multi-homer games, five more than anyone else in the league... The nine multi-homer games are tied for the club record with George Bell (1987).
- In 2015, walked 110 times, joining Carlos Delgado as the only Blue Jays in club history to reach that mark in four different seasons
- Hit his 100th HR as a Jay in 379 games on July 9, 2010, becoming the quickest to 100-HR in club history (previous best: Fred McGriff in 473 games).
- Joined Carlos Delgado in 2011 as the only Blue Jays with consecutive 40+ home runs seasons (Delgado 1999-2000).
- Became the first player in Blue Jays history to hit a game-tying home run in the ninth inning and then produce a game-ending hit in extra innings on May 22, 2013 vs. TB...He finished the game 4-for-4 with two home runs, four RBI and a walk.
- In 2005 was named Pittsburgh's Minor League Player of the Year as he led all farmhands in RBI (94) and ranked 3rd in home runs behind Brad Eldred (28) and Josh Bonifay (25)... Was selected to play in the MLB Future's Game... Walked and singled in his two plate appearances with the World Team.
- Made his **Major League debut** on April 4, 2004 vs. BOS, entering the game as a pinch runner.

MOST MULTI-HR GAMES IN ONE SEASON

| Player | Season | Multi-HR games |
|----------------------|-------------|----------------|
| Jose Bautista | 2010 | 9 |
| George Bell | 1987 | 9 |
| Carlos Delgado | 1998 | 6 |
| Carlos Delgado | 1999 | 6 |
| Vernon Wells | 2006 | 6 |
| Edwin Encarnacion | 2014 | 6 |

THE 300 CLUB

ACTIVE PLAYERS IN THE MAJORS WITH AT LEAST 300 CAREER HOME RUNS

| | |
|-------------------|-----|
| Albert Pujols | 591 |
| Miguel Cabrera | 446 |
| Adrian Beltre | 445 |
| Carlos Beltran | 421 |
| Edwin Encarnacion | 310 |
| Jose Bautista | 308 |
| Adrian Gonzalez | 308 |

* Is 1 of 11 Dominican-born players to hit 300 career HR in the Majors

MOST HOME RUNS AT ROGERS CENTRE, CLUB HISTORY – ALL TIME

| | | |
|-----------|----------------------|------------|
| 1. | Carlos Delgado | 175 |
| 2. | Jose Bautista | 136 |
| 3. | Vernon Wells | 124 |
| 4. | Joe Carter | 121 |
| 5. | Edwin Encarnacion | 115 |

MOST HOME RUNS IN THE POSTSEASON, CLUB

| | |
|----------------------|----------|
| Jose Bautista | 6 |
| Joe Carter | 6 |
| Josh Donaldson | 4 |
| Edwin Encarnacion | 4 |

*Those 6-HR by Bautista are the most by any MLB player in the postseason since 2015 (Daniel Murphy-7)

MR. CONSISTENT

MOST CONSECUTIVE SEASONS WITH 20+HR AS A BLUE JAY

| | | |
|----------------------|------------------|------------------|
| Carlos Delgado | 9 seasons | 1996-2004 |
| Joe Carter | 7 seasons | 1991-1997 |
| Jose Bautista | 7 seasons | 2010-2016 |
| Vernon Wells | 5 seasons | 2002-2006 |
| George Bell | 5 seasons | 1984-1988 |
| Edwin Encarnacion | 5 seasons | 2012-2016 |

ACTIVE MLB PLAYERS WITH 20+HR SEASONS IN EACH OF THEIR LAST 7+ SEASONS

| | | |
|----------------------|----------|------------------|
| Brian McCann | 9 | 2008-2016 |
| Nelson Cruz | 8 | 2009-2016 |
| Jose Bautista | 7 | 2010-2016 |
| Giancarlo Stanton | 7 | 2010-2016 |

PLAYERS TO WIN BACK-TO-BACK MLB HOME RUN TITLES, SINCE 1920

| | |
|----------------------|------------------|
| Babe Ruth | 1918-1929 (7x) |
| Jimmie Foxx | 1932-1933 |
| Ted Williams | 1941-1942 |
| Ralph Kiner | 1947-1952 (5x) |
| Johnny Mize | 1947-1948 |
| Harmon Killebrew | 1963-1964 |
| Mike Schmidt | 1974-1981 (3x) |
| Cecil Fielder | 1990-1991 |
| Juan Gonzalez | 1992-1993 |
| Mark McGwire | 1996-1999 |
| Alex Rodriguez | 2002-2003 |
| Jose Bautista | 2010-2011 |





BELIVEAU

JEFF

36
PITCHER

BIRTHDATE January 17, 1987
 OPENING DAY AGE 30
 BIRTHPLACE Providence, RI
 RESIDENCE Cranston, RI
 TWITTER NA

BATS/THROWS L/L
 HEIGHT/WEIGHT 5-11/211
 CONTRACT STATUS signed thru 2017
 M.L. SERVICE 1.154
 OPTIONS USED 3 of 3

NON-ROSTER

PERSONAL:

- Jeffrey Ryan Beliveau.
- Graduated from Bishop Hendricken High School in Warwick, RI in 2005.
- Named the 2005 Rhode Island Gatorade High School Player of the Year.

LAST SEASON:

- Spent the majority of the season with the Frederick Keys of the Carolina League (A) before ending the year with Bowie Baysox (AA).
- In 16 appearances with the Baysox following the All-Star break, posted a 1.61 ERA (5 ER/28.0 IP) with a 0.96 WHIP...In those outings held the opposition to a .140 average.
- Recorded a 19.0 scoreless innings streak from July 7-Aug. 11...In fact, allowed only four earned runs over 30.0 innings pitched with Bowie from June 6-Aug. 11 (1.20 ERA).

Bold – career high; Red – league high

| Year | Club & League | W-L | ERA | G | GS | CG | ShO | SV | IP | H | R | ER | HR | HB | BB-IBB | SO | WP | BK | OBA |
|---------------------|------------------|-------|-------|-----|----|----|-----|----|-------|-----|-----|-----|----|----|--------|-----|----|----|------|
| 2008 | Cubs (AZL) | 0-0 | 13.50 | 1 | 0 | 0 | 0 | 0 | 0.2 | 1 | 1 | 1 | 0 | 0 | 1-0 | 1 | 1 | 0 | .333 |
| | Boise (NOR) | 2-1 | 2.60 | 13 | 7 | 0 | 0 | 0 | 34.2 | 25 | 12 | 10 | 1 | 5 | 28-0 | 51 | 1 | 0 | .202 |
| 2009 | Peoria (MID) | 5-4 | 3.54 | 29 | 7 | 0 | 0 | 3 | 96.2 | 77 | 40 | 38 | 5 | 7 | 45-1 | 117 | 7 | 1 | .216 |
| 2010 | Peoria (MID) | 0-0 | 1.59 | 6 | 0 | 0 | 0 | 0 | 11.1 | 6 | 2 | 2 | 1 | 1 | 6-0 | 23 | 1 | 0 | .162 |
| | Daytona (FSL) | 4-2 | 2.89 | 40 | 0 | 0 | 0 | 2 | 53.0 | 41 | 20 | 17 | 4 | 2 | 23-3 | 74 | 0 | 0 | .208 |
| 2011 | Daytona FSL) | 0-1 | 0.52 | 12 | 0 | 0 | 0 | 2 | 17.1 | 13 | 1 | 1 | 0 | 2 | 6-2 | 20 | 0 | 0 | .224 |
| | Tennessee (SOU) | 6-1 | 1.89 | 41 | 0 | 0 | 0 | 3 | 57.0 | 37 | 14 | 12 | 7 | 1 | 13-3 | 69 | 1 | 0 | .183 |
| 2012 | Iowa (PCL) | 4-5 | 3.89 | 37 | 0 | 0 | 0 | 0 | 44.0 | 44 | 21 | 19 | 4 | 0 | 18-0 | 52 | 2 | 1 | .260 |
| | CHICAGO (NL) | 1-0 | 4.58 | 22 | 0 | 0 | 0 | 0 | 17.2 | 21 | 9 | 9 | 5 | 1 | 12-1 | 17 | 1 | 1 | .292 |
| 2013 | Round Rock PCL) | 0-0 | 0.00 | 1 | 0 | 0 | 0 | 0 | 2.0 | 1 | 0 | 0 | 0 | 0 | 0-0 | 0 | 0 | 0 | .143 |
| | Durham (INT) | 2-3 | 2.62 | 38 | 0 | 0 | 0 | 1 | 44.2 | 41 | 15 | 13 | 1 | 1 | 22-2 | 76 | 2 | 0 | .237 |
| | Montgomery (SOU) | 0-0 | 0.00 | 2 | 0 | 0 | 0 | 0 | 2.0 | 0 | 0 | 0 | 0 | 0 | 1-0 | 5 | 0 | 0 | .000 |
| | TAMPA BAY (AL) | 0-0 | 0.00 | 1 | 0 | 0 | 0 | 0 | 0.2 | 1 | 0 | 0 | 0 | 0 | 1-0 | 0 | 0 | 0 | .333 |
| 2014 | Durham (INT) | 0-0 | 1.50 | 30 | 0 | 0 | 0 | 11 | 36.0 | 19 | 7 | 6 | 0 | 0 | 14-0 | 51 | 3 | 0 | .151 |
| | TAMPA BAY (AL) | 0-0 | 2.63 | 30 | 0 | 0 | 0 | 1 | 24.0 | 19 | 7 | 7 | 1 | 2 | 7-1 | 28 | 1 | 1 | .213 |
| 2015 | TAMPA BAY (AL) | 0-0 | 13.50 | 5 | 0 | 0 | 0 | 0 | 2.2 | 6 | 4 | 4 | 1 | 0 | 1-0 | 2 | 0 | 0 | .429 |
| 2016 | Frederick (CAR) | 4-0 | 2.40 | 27 | 0 | 0 | 0 | 2 | 45.0 | 24 | 18 | 12 | 2 | 6 | 25-3 | 64 | 5 | 0 | .155 |
| | Bowie (EAS) | 0-0 | 3.86 | 4 | 0 | 0 | 0 | 0 | 4.2 | 3 | 5 | 2 | 1 | 1 | 4-0 | 2 | 0 | 0 | .158 |
| Minor Totals | | 27-17 | 2.67 | 281 | 14 | 0 | 0 | 24 | 449.0 | 332 | 156 | 133 | 26 | 26 | 206-14 | 605 | 23 | 2 | .203 |
| MAJOR TOTALS | | 1-0 | 4.00 | 58 | 0 | 0 | 0 | 1 | 45.0 | 47 | 20 | 20 | 7 | 3 | 21-2 | 47 | 2 | 2 | .264 |

TRANSACTIONS

- Selected by the Chicago Cubs in the 18th round of the 2008 First Year Player Draft
- Claimed off waivers by the Texas Rangers on December 21, 2012
- Traded to the Tampa Bay Rays in exchange for cash considerations on April 16, 2013
- On disabled list (torn left labrum) from April 17-remainder of season, 2015
- Signed by the Baltimore Orioles on December 5, 2015
- Signed by the Toronto Blue Jays on December 19, 2016

GAME HIGHS

| | | | |
|-------------------------|------------------------------------|---------------------------------|-----------------------------|
| ML Debut | July 22, 2012 at STL | ER Allowed | 3 - Sept. 28, 2014 at CLE |
| Innings Pitched: | | HR Allowed | 2 - Aug. 20, 2012 at MIL |
| Starter | None | Low Hit CG | None |
| Reliever | 2.0 - July 27, 2014 vs. BOS | Last Win | Sept. 16, 2012 vs. PIT |
| Walks: | | Last Save | Sept. 14, 2014 at TOR |
| Starter | None | Last CG | None |
| Reliever | 2 - 3x, last Aug. 5, 2014 at OAK | Last ShO | None |
| Strikeouts: | | Last Start | None |
| Starter | None | Last Relief App. | April 15, 2015 at TOR |
| Reliever | 3 - 4x, last Sept. 24, 2014 at BOS | Longest Win Streak | Sept. 16, 2012 |
| Hits Allowed | 4 - Aug. 3, 2014 vs. LAA | Longest Losing Streak | None |
| | | Scoreless Innings Streak | 8.0 - July 31-Aug. 20, 2012 |

MILESTONES

| Category | Date | Opponent | Notes |
|-------------|------------------|------------|-----------------------|
| Win | 1 Sept. 16, 2012 | Pittsburgh | 0.2, H, ER, HR, BB, K |
| Save | 1 Sept. 14, 2014 | at Toronto | 0.1 |

BIOGRAPHIES

LAST SEASON

HISTORY

RECORDS

OPPONENTS

PLAYER DEV.

MEDIA & MISC.



PROFESSIONAL CAREER:

- Appeared in only five games in 2015 before being placed on the DL with a torn labrum on April 17, causing him to miss the rest of the season.
- Began the 2014 with the Durham Bulls, while making two appearances for the Rays April 9 and 13 in two separate call ups...In fact made six stints with TB, staying with the club following his July 22 promotion for the balance of the season.
- In 30 appearances with the Rays in 2014, held the opposition scoreless in 26, posting a 2.63 ERA on the year (7ER/24.0 IP).
- Set career-highs in games (30), IP (24.0), SO (28) and SO/9 (10.50)...His 2.63 ERA marked a career best as did his .213 opponents' average.
- Was traded to the Rays from TEX for cash considerations early in the 2013 season...Spent the majority of the year with Durham (AAA), making 38 appearances for the Bulls.
- Made his **Major League debut** on July 22, 2012 at STL (1.2, 3H, BB, K).

ARBITRATION CASES

Baseball arbitration was born out of the Basic Agreement settlement of 1972, though it was not actually put into place until before the 1974 season and was not used in 1976 and 1977.

The following are the list of Blue Jays who have gone to arbitration:

| YEAR | PLAYER | OFFERED | ASKED | CLUB W/L |
|------|---------------------|-------------|-------------|----------|
| 1980 | Dave Lemanczyk-RHP | \$130,000 | \$ 165,000 | WON |
| | Roy Howell-INF | \$110,000 | \$ 133,000 | LOST |
| 1982 | Dave Stieb-RHP | \$250,000 | \$ 325,000 | WON |
| | Damaso Garcia-INF | \$300,000 | \$ 400,000 | LOST |
| 1983 | Roy Lee Jackson-RHP | \$155,000 | \$ 225,000 | WON |
| | Tom Henke-RHP | \$725,000 | \$1,025,000 | WON |
| 1988 | Roberto Alomar-INF | \$825,000 | \$1,250,000 | LOST |
| 1997 | Bill Riskey-RHP | \$380,000 | \$ 550,000 | WON |
| 2015 | Danny Valencia-INF | \$1,200,000 | \$1,675,000 | LOST |
| | Josh Donaldson-INF | \$4,300,000 | \$5,750,000 | WON |
| 2016 | Jesse Chavez-RHP | \$3,600,000 | \$4,000,000 | LOST |
| 2017 | Marcus Stroman-RHP | \$3,100,000 | \$3,400,000 | LOST |





BERTIE JON

60
INFILDER

NON-ROSTER

BIRTHDATE January 22, 1990
 OPENING DAY AGE 27
 BIRTHPLACE Troy, MI
 RESIDENCE Troy, MI
 TWITTER @jonny_hustle

BATS/THROWS R/R
 HEIGHT/WEIGHT 5-10/175
 CONTRACT STATUS signed thru 2017
 M.L. SERVICE 0.000
 OPTIONS USED 0 of 3

PERSONAL:

- Jonathon David Bertie.
- His father, Thomas, played in minor league baseball with the Detroit Tigers organization.
- Attended Bowling Green University...Set Falcons' single-season records with a .423 batting average, 93 hits, and tied the single-season record with six triples...His 17 career triples were also a school record.
- The Oakland Athletics selected him in the 36th round of the 2008 Major League Baseball draft, but he did not sign.

LAST SEASON:

- Was invited to Major League spring training on January 12, 2016.
- Was later reassigned to minor league camp on March 10.
- Started the season with New Hampshire, and was assigned to Buffalo on April 27.
- Played in 86 total games in 2016, and hit .256 with four home runs, 33 RBI, and 36 stolen bases.

Bold – career high; Red – league high

| Year | Club and League | AVG | G | AB | R | H | 2B | 3B | HR | RBI | SH-SF | HP | BB-IBB | SO | SB-CS | SLG | OBP | OPS |
|---------------------|----------------------|------|-----|------|-----|-----|----|----|----|-----|-------|----|--------|-----|--------|------|------|------|
| 2011 | Vancouver (NOR) | .291 | 60 | 213 | 37 | 62 | 5 | 5 | 1 | 21 | 1-1 | 12 | 22-0 | 44 | 23-5 | .376 | .387 | .763 |
| 2012 | Lansing (Mid) | .281 | 60 | 224 | 35 | 63 | 8 | 2 | 2 | 27 | 1-1 | 7 | 34-0 | 41 | 26-8 | .362 | .391 | .753 |
| | Dunedin (FSL) | .190 | 50 | 174 | 28 | 33 | 7 | 5 | 0 | 13 | 0-3 | 3 | 26-0 | 49 | 8-3 | .287 | .301 | .588 |
| 2013 | Dunedin (FSL) | .250 | 128 | 505 | 85 | 126 | 18 | 5 | 3 | 44 | 2-1 | 11 | 57-1 | 90 | 56-19 | .323 | .338 | .661 |
| 2014 | New Hampshire (East) | .270 | 136 | 541 | 69 | 146 | 21 | 7 | 7 | 50 | 5-4 | 9 | 35-0 | 82 | 40-15 | .373 | .323 | .696 |
| 2015 | New Hampshire (East) | .262 | 63 | 256 | 35 | 67 | 12 | 2 | 1 | 20 | 4-3 | 8 | 26-0 | 38 | 19-4 | .336 | .345 | .681 |
| | Buffalo (Int) | .228 | 40 | 149 | 22 | 34 | 3 | 1 | 2 | 14 | 0-0 | 3 | 14-0 | 25 | 4-3 | .302 | .307 | .609 |
| 2016 | Blue Jays (GCL) | .400 | 6 | 20 | 2 | 8 | 0 | 0 | 1 | 6 | 0-0 | 0 | 1-0 | 1 | 5-0 | .550 | .429 | .979 |
| | New Hampshire (East) | .254 | 73 | 272 | 37 | 69 | 10 | 7 | 2 | 26 | 1-1 | 9 | 36-1 | 56 | 29-9 | .364 | .358 | .722 |
| | Buffalo (INT) | .150 | 7 | 20 | 4 | 3 | 1 | 0 | 1 | 1 | 0-0 | 0 | 2-0 | 3 | 2-0 | .350 | .227 | .577 |
| Minor Totals | | .257 | 623 | 2374 | 354 | 611 | 85 | 34 | 20 | 222 | 14-14 | 62 | 253-2 | 429 | 212-66 | .347 | .343 | .690 |

TRANSACTIONS

- Selected by the Toronto Blue Jays in the 18th round of the 2011 First Year Player Draft

PROFESSIONAL CAREER:

- Had seven multi-hit games with Buffalo in 2015, including a 4-hit game on July 31 vs. PAW (4-6, R, 2B, RBI)...Final hit in that game was a walk-off RBI double with two outs in the 13th inning of a 2-1 victory.
- Hit first AAA home run in 9th game with Bisons, July 28, 2015 at Syracuse...Also tripled in the game and set season-highs with 3 runs scored and 3 RBI (2-3, BB).
- Led the Florida State League with 56 stolen bases in 2013.
- Played for the Canberra Cavalry of the Australian Baseball League (ABL) after the 2013 season... Stole 31 bases, setting an ABL record.
- Was named a 2014 Eastern League All Star, and was assigned to the Arizona Fall League after the regular season

BIOGRAPHIES

LAST SEASON

HISTORY


RECORDS

OPPONENTS

PLAYER DEV.

MEDIA & MISC.





BLAGINI

JOE

31

PITCHER

BIRTHDATE May 29, 1990
 OPENING DAY AGE 26
 BIRTHPLACE Redwood City, CA
 RESIDENCE Santa Clara, CA
 TWITTER NA

BATS/THROWS R/R
 HEIGHT/WEIGHT 6-5/240
 CONTRACT STATUS signed thru 2017
 M.L. SERVICE 1.000
 OPTIONS USED 0 of 3

PERSONAL:

- Joseph Carlo Blagini.
- Selected by the San Francisco in the 26th round of the 2011 First-Year Player Draft out of the University of California, Davis.
- Made 13 appearances for UC-Davis in 2011 after transferring from the College of San Mateo.
- His father, Rob, played briefly in the Giants' Minor League system in 1982.

LAST SEASON:

- Is one of five relievers to not allow an earned run in postseason play in club history joining Roberto Osuna (2016), Aaron Sanchez (2015), Jim Acker (1985) and Dennis Lamp (1985)...Was one of four relievers in the 2016 postseason to post a 0.00 ERA through the first three rounds of the playoffs (Roberto Osuna, Andrew Miller and Cody Allen).
- Joined teammate Aaron Sanchez as the only rookie relievers in franchise history to record an ERA of 0.00 in the playoffs (Sanchez did so in 2015).
- Opponents hit just .120 off of him in the playoffs...That ranks as the 4th lowest opposition average in a single postseason for a Blue Jays reliever in club history (minimum 6.0 IP)...It was also the lowest opposition average among all relievers in the 2016 postseason.
- Limited the opposition to a .154 average (2-13) with runners on, however, allowed three of his five inherited runners to score in the postseason.
- Issued just one walk to the final 47 batters he faced this season (including regular and postseason).
- Struck out a career high four batters in 2.0 IP on Sept. 7 at NYY.
- On Sept. 3 at TB, surrendered his first career HR (Kevin Keirmaier)...Entered with a ML best 62.0IP without allowing a HR... His 49 games without giving up a home run set a new club mark to start a career, passing LHP Aaron Loup (44 games)... Was the longest such streak since RHP Dan Otero started his career with 55 homerless games from April 7, 2012 until April 25, 2014 for SF and OAK...Otero pitched 63.2 innings before his first HR.
- Saw his scoreless innings streak snapped at 20.2 IP on Aug. 26 vs. LAA after allowing two earned runs...It was the longest streak by a Blue Jay this season, and the 4th longest by a Blue Jays rookie in club history.
- Suffered his second loss of the season June 7 at DET, after allowing two hits and a run in a walk-off loss.
- Earned his third win of the year May 31 vs. NYY...Picked up the win in two of four TOR victories from May 27-31, a span of five days.
- Recorded his first career save on May 19 at MIN (1.0, H, K).
- Picked up his first career victory May 3 vs. TEX after tossing 2.0 scoreless innings in a 10 inning walk-off win.
- Suffered his first career loss, April 20 at BAL after allowing an unearned run in a walk-off loss.
- Made his **Major League debut** on April 8 vs. BOS (1.0, K)... Fanned David Ortiz for his first career strikeout.

Bold – career high; Red – league high

| Year | Club & League | W-L | ERA | G | GS | CG | ShO | SV | IP | H | R | ER | HR | HB | BB-IBB | SO | WP | BK | OBA |
|------|---------------------|--------------|-------------|-----------|-----------|----------|----------|----------|--------------|------------|------------|------------|-----------|-----------|--------------|------------|-----------|----------|-------------|
| 2012 | Augusta (SAL) | 0-4 | 7.41 | 9 | 9 | 0 | 0 | 0 | 34.0 | 36 | 33 | 28 | 4 | 0 | 29-0 | 36 | 7 | 0 | .267 |
| | Salem-Keizer (NOR) | 2-4 | 4.27 | 14 | 12 | 0 | 0 | 0 | 59.0 | 54 | 32 | 28 | 5 | 3 | 18-0 | 63 | 6 | 0 | .248 |
| 2013 | Augusta (SAL) | 7-6 | 5.03 | 20 | 20 | 0 | 0 | 0 | 96.2 | 102 | 63 | 54 | 5 | 4 | 42-0 | 79 | 6 | 0 | .267 |
| 2014 | San Jose (CAL) | 10-9 | 4.01 | 23 | 23 | 0 | 0 | 0 | 128.0 | 133 | 58 | 57 | 5 | 6 | 46-0 | 103 | 10 | 0 | .275 |
| 2015 | Richmond East) | 10-7 | 2.42 | 23 | 22 | 0 | 0 | 0 | 130.1 | 112 | 45 | 35 | 5 | 4 | 34-0 | 84 | 7 | 0 | .228 |
| 2016 | TORONTO (AL) | 4-3 | 3.06 | 60 | 0 | 0 | 0 | 1 | 67.2 | 69 | 28 | 23 | 3 | 5 | 19-1 | 62 | 3 | 0 | .259 |
| | Minor Totals | 29-30 | 4.06 | 89 | 86 | 0 | 0 | 0 | 448.0 | 437 | 231 | 202 | 24 | 17 | 169-0 | 365 | 36 | 0 | .256 |

WILD CARD GAME RECORD

| Year | Club & Opp. | W-L | ERA | G | GS | CG | ShO | SV | IP | H | R | ER | HR | HB | BB-IBB | SO | WP | BK |
|------|-------------|-----|------|---|----|----|-----|----|-----|---|---|----|----|----|--------|----|----|----|
| 2016 | TOR vs. BAL | 0-0 | 0.00 | 1 | 0 | 0 | 0 | 0 | 0.2 | 0 | 0 | 0 | 0 | 0 | 0-0 | 2 | 0 | 0 |

DIVISION SERIES RECORD

| Year | Club & Opp. | W-L | ERA | G | GS | CG | ShO | SV | IP | H | R | ER | HR | HB | BB-IBB | SO | WP | BK |
|------|-------------|-----|------|---|----|----|-----|----|-----|---|---|----|----|----|--------|----|----|----|
| 2016 | TPR vs. TEX | 0-0 | 0.00 | 2 | 0 | 0 | 0 | 0 | 3.0 | 2 | 0 | 0 | 0 | 0 | 0-0 | 1 | 0 | 0 |

LEAGUE CHAMPIONSHIP SERIES RECORD

| Year | Club & Opp. | W-L | ERA | G | GS | CG | ShO | SV | IP | H | R | ER | HR | HB | BB-IBB | SO | WP | BK |
|------|-------------|-----|------|---|----|----|-----|----|-----|---|---|----|----|----|--------|----|----|----|
| 2016 | TOR vs. CLE | 0-0 | 0.00 | 3 | 0 | 0 | 0 | 0 | 3.2 | 1 | 0 | 0 | 0 | 0 | 1-0 | 3 | 1 | 0 |

TRANSACTIONS

- Selected by the San Francisco Giants in the 26th round of the 2011 First Year Player Draft
- Selected by the Toronto Blue Jays in the Rule 5 Draft on December 10, 2015



GAME HIGHS

| | | | |
|-------------------------|--|---------------------------------|------------------------------------|
| ML Debut | April 8, 2016 vs. BOS | ER Allowed | 3 - Sept. 30, 2016 at BOS |
| Innings Pitched: | | HR Allowed | 1 - 3x, last Sept. 13, 2016 vs. TB |
| Starter | None | Low Hit CG | None |
| Reliever | 2.0 - 13x, last Sept. 27, 2016 vs. BAL | Last Win | Aug. 20, 2016 at CLE |
| Walks: | | Last Save | May 19, 2016 at MIN |
| Starter | None | Last CG | None |
| Reliever | 2 - 2x, last Sept. 18, 2016 at LAA | Last ShO | None |
| Strikeouts: | | Last Start | None |
| Starter | None | Last Relief App. | Oct. 2, 2016 at BOS |
| Reliever | 4 - Sept. 7, 2016 at NYY | Longest Win Streak | 3G - May 3-31, 2016 |
| Hits Allowed | 4 - 3x, last Sept. 30, 2016 at BOS | Longest Losing Streak | 1G - 3x, last Sept. 30, 2016 |
| | | Scoreless Innings Streak | 20.2 - July 9-Aug. 25, 2016 |

MILESTONES

| Category | Date | Opponent | Notes |
|-------------|----------------|--------------|------------|
| Win | 1 May 3, 2016 | Texas | 2.0, 2H, K |
| Save | 1 May 19, 2016 | at Minnesota | 1.0, H, K |

PROFESSIONAL CAREER:

- Has fared much better vs. LH hitters over his four-year career, holding them to a .233 average...RH hitters have posted a .272 mark.
- Came into 2015 with a career BB/9 total of 3.82 before posting just a 2.35 BB/9 total in 2015.
- His 2.42 ERA was 2nd in the Eastern League in 2015 and 4th best in all of AA baseball...Ranked 7th in the Eastern League with 10 wins.

20 WINS IN A 25 GAME SPAN, CLUB HISTORY

| | |
|------|--------------------|
| 2015 | (July/August) |
| 2014 | (May/June) |
| 1999 | (June/July) |
| 1991 | (June/July) |
| 1989 | (August/September) |
| 1985 | (May/June) |





BOLSINGER

MIKE

49

PITCHER

BIRTHDATE January 29, 1988
 OPENING DAY AGE 29
 BIRTHPLACE McKinney, TX
 RESIDENCE Dallas, TX
 TWITTER @MBolsinger

BATS/THROWS R/R
 HEIGHT/WEIGHT 6-1/218
 CONTRACT STATUS signed thru 2017
 M.L. SERVICE 1.072
 OPTIONS USED 3 of 3

PERSONAL:

- Michael Peter Bolsinger
- Is a 2010 graduate of the University of Arkansas...Appeared in three of the Razorbacks' four College World Series games in 2009.
- Attended Grayson County (Texas) Community College.
- Graduated from North McKinney (Texas) High School, where he was named Second-Team All-State as a senior.
- Selected by Arizona in the 15th round of the 2010 First-Year Player Draft out of the University of Arkansas and signed by scout Theodore Lewis...Previously selected by Cleveland in the 34th round of the 2006 First-Year Player Draft (did not sign) and by Oakland in the 33rd round of the 2009 First-Year Player Draft (did not sign).

LAST SEASON:

- Began the season in Triple-A.
- Made six starts for the Dodgers in 2016, posting a 1-4 record, 6.83 ERA, and 25 strikeouts in 27.2 innings.
- On August 1, was acquired by Toronto from the Los Angeles Dodgers in exchange for Jesse Chavez.
- Was optioned to the Triple-A Buffalo Bisons, and recalled by the Blue Jays the following day.
- Was optioned back to Buffalo on August 3.

Bold - career high; Red - league high

| Year | Club & League | W-L | ERA | G | GS | CG | ShO | SV | IP | H | R | ER | HR | HB | BB-IBB | SO | WP | BK | OBA |
|---------------------|---------------------|------------|-------------|-----------|-----------|----|-----|----|--------------|-----|-----|-----|-----------|----|-------------|-----------|----|----|------|
| 2010 | Yakima (NOR) | 1-0 | 1.69 | 6 | 0 | 0 | 0 | 0 | 10.2 | 6 | 2 | 2 | 0 | 1 | 3-0 | 6 | 1 | 0 | .176 |
| 2011 | South Bend(MID) | 6-6 | 2.66 | 32 | 13 | 0 | 0 | 0 | 101.2 | 84 | 35 | 30 | 6 | 1 | 25-0 | 91 | 6 | 0 | .228 |
| | Reno (PCL) | 0-0 | 0.00 | 1 | 0 | 0 | 0 | 0 | 1.0 | 1 | 0 | 0 | 0 | 0 | 0-0 | 0 | 0 | 0 | .333 |
| 2012 | Visalia (CAL) | 3-2 | 2.37 | 7 | 7 | 0 | 0 | 0 | 38.0 | 31 | 15 | 10 | 1 | 1 | 13-0 | 49 | 2 | 1 | .215 |
| | Mobile (SOU) | 4-3 | 3.82 | 15 | 15 | 0 | 0 | 0 | 77.2 | 82 | 40 | 33 | 5 | 2 | 38-0 | 64 | 8 | 1 | .283 |
| 2013 | Mobile (SOU) | 4-0 | 2.51 | 9 | 6 | 1 | 1 | 0 | 43.0 | 35 | 14 | 12 | 0 | 1 | 15-0 | 31 | 5 | 0 | .224 |
| | Reno (PCL) | 7-7 | 4.72 | 17 | 17 | 1 | 0 | 0 | 101.0 | 116 | 60 | 53 | 12 | 4 | 39-1 | 97 | 5 | 1 | .291 |
| 2014 | Reno (PCL) | 8-3 | 3.93 | 17 | 16 | 0 | 0 | 0 | 91.2 | 92 | 40 | 40 | 6 | 3 | 32-1 | 88 | 1 | 0 | .261 |
| | ARIZONA (NL) | 1-6 | 5.50 | 10 | 9 | 0 | 0 | 0 | 52.1 | 66 | 36 | 32 | 7 | 0 | 17-1 | 48 | 0 | 1 | .308 |
| 2015 | Oklahoma City (PCL) | 3-3 | 2.31 | 10 | 8 | 0 | 0 | 0 | 46.2 | 30 | 12 | 12 | 2 | 3 | 18-0 | 61 | 4 | 0 | .186 |
| | LOS ANGELES (NL) | 6-6 | 3.62 | 21 | 21 | 0 | 0 | 0 | 109.1 | 104 | 49 | 44 | 11 | 1 | 45-3 | 98 | 6 | 1 | .251 |
| 2016 | Oklahoma City (PCL) | 2-1 | 3.41 | 13 | 2 | 0 | 0 | 0 | 29.0 | 32 | 12 | 11 | 2 | 0 | 10-0 | 34 | 2 | 0 | .288 |
| | Buffalo (INT) | 1-4 | 6.04 | 6 | 6 | 0 | 0 | 0 | 25.1 | 29 | 19 | 17 | 4 | 1 | 11-0 | 27 | 2 | 0 | .284 |
| | LOS ANGELES (NL) | 1-4 | 6.83 | 6 | 6 | 0 | 0 | 0 | 27.2 | 33 | 21 | 21 | 7 | 2 | 9-1 | 25 | 0 | 0 | .303 |
| Minor Totals | | 39-29 | 3.50 | 133 | 90 | 2 | 1 | 0 | 565.2 | 538 | 249 | 220 | 38 | 17 | 204-2 | 548 | 36 | 3 | .254 |
| MAJOR TOTALS | | 8-16 | 4.61 | 37 | 36 | 0 | 0 | 0 | 189.1 | 203 | 106 | 97 | 25 | 3 | 71-5 | 171 | 6 | 2 | .275 |

TRANSACTIONS

- Selected by the Arizona Diamondbacks in the 15th round of the 2010 First Year Player Draft
- Traded to the Los Angeles Dodgers in exchange for cash considerations on November 22, 2014
- On disabled list (strained left oblique) from March 25-May 18, 2016
- Traded to the Toronto Blue Jays in exchange for RHP Jesse Chavez on August 1, 2016

GAME HIGHS

| | | | |
|-------------------------|------------------------------------|---------------------------------|-----------------------------------|
| ML Debut | April 14, 2014 vs. NYM | ER Allowed | 6 - 2x, last June 6, 2016 vs. COL |
| Innings Pitched: | | HR Allowed | 3 - Sept. 25, 2015 at COL |
| Starter | 8.0 - May 23, 2015 vs. SD | Low Hit CG | None |
| Reliever | 3.0 - April 14, 2014 vs. NYM | Last Win | May 24, 2016 vs. CIN |
| Walks: | | Last Save | None |
| Starter | 4 - 2x, last Sept. 12, 2015 at ARI | Last CG | None |
| Reliever | 2 - April 14, 2014 vs. NYM | Last ShO | None |
| Strikeouts: | | Last Start | June 18, 2016 vs. MIL |
| Starter | 8 - 2x, last June 8, 2015 vs. ARI | Last Relief App. | April 14, 2014 vs. NYM |
| Reliever | 3 - April 14, 2014 vs. NYM | Longest Win Streak | 3G - May 12-23, 2015 |
| Hits Allowed | 10 - July 4, 2014 at ATL | Longest Losing Streak | 5G - May 5-July 11, 2014 |
| | | Scoreless Innings Streak | 18.2 - May 12-23, 2015 |

MILESTONES

| Category | Date | Opponent | Notes |
|--------------|------------------|-----------------|----------------------------|
| Start | 1 April 14, 2014 | New York (NL) | ND - 3.0, 6H, 2ER, 2BB, 3K |
| Win | 1 April 24, 2014 | at Chicago (NL) | 6.2, 4H, 2BB, 7K |



PROFESSIONAL CAREER:

- Drafted by the Arizona Diamondbacks in the 15th round of the 2010 Major League Baseball draft and signed on June 26, 2010...Was assigned to the Short Season-A Yakima Bears of the Northwest League, where he had a 1.69 ERA in six games.
- Began the 2013 season with nine appearances for Mobile, six of which were starts, and pitched to a 4–0 record, 2.51 ERA, and 31 strikeouts when he was promoted to Reno.
- Was acquired by the Los Angeles Dodgers from the Arizona Diamondbacks on November 22, 2013 in exchange for cash considerations.
- Had his contract selected by the D-backs and made his **Major League debut** on April 14, 2014 in relief against the Mets, allowing two runs in 3.0 innings at Chase Field pitched three innings of relief that day against the New York Mets, while allowing six hits and two runs.
- Made his first Major League start on April 19 against the Los Angeles Dodgers and allowed seven runs in four innings to take the loss and recorded his first win when he worked 6.2 innings against the Chicago Cubs on April 24.
- Was designated for assignment by the Diamondbacks on November 20, 2014.
- Traded to the Los Angeles Dodgers in exchange for cash considerations on November 22, 2014...Assigned to the Triple-A Oklahoma City Dodgers.
- The Dodgers recalled him from the minors to make a spot start on April 23 against the San Francisco Giants..Returned to the minors the following day.
- On May 23 against the San Diego Padres, retired 23 straight batters after giving up a leadoff single to Yangervis Solarte as he and Kenley Jansen faced only the minimum 27 batters in the game...Rejoined the Dodgers when rosters expanded in September.
- In May 2015 went 3-1 with a 1.05 ERA (3 ER/25.2 IP) in four starts, posting the third-lowest ERA in the Majors, behind only Atlanta's Shelby Miller (0.95 ERA) and teammate Zack Greinke (1.05 ERA)...Surrendered only three runs during May, the least given up by a Major League pitcher with at least four starts in the month.
- Honoured as the Pacific Coast League Pitcher of the Week for the period ending April 19, 2015.





BORUCKI

RYAN

72
PITCHER

BIRTHDATE March 31, 1994
 OPENING DAY AGE 22
 BIRTHPLACE Highland Park, IL
 RESIDENCE Mundelein, IL
 TWITTER NA

BATS/THROWS L/L
 HEIGHT/WEIGHT 6-4/206
 CONTRACT STATUS signed thru 2017
 M.L. SERVICE 0.000
 OPTIONS USED 0 of 3

PERSONAL:

- Ryan Joseph Borucki
- Attended Mundelein High School in his hometown of Mundelein, Illinois.
- Is ranked 17th on Major League Baseball's Top 30 Blue Jays prospects list.

LAST SEASON:

- Assigned to the Advanced-A Dunedin Blue Jays to open the 2016 minor league season.
- Struggled with Dunedin, posting a 14.40 ERA through six starts before being assigned to the Class A Lansing Lugnuts.
- With the Lugnuts made 20 starts and posted a 10-4 record, 2.41 ERA, and 107 strikeouts.
- Was added to Toronto's 40-man roster after the season to protect him from the Rule 5 draft.
- Held RH hitters to a .158 average at New Hampshire and Buffalo combined...LH hitters batted .310

Bold – career high; Red – league high

| Year | Club & League | W-L | ERA | G | GS | CG | ShO | SV | IP | H | R | ER | HR | HB | BB-IBB | SO | WP | BK | OBA |
|---------------------|-----------------|-------|-------|----|----|----|-----|----|-------|-----|----|----|----|----|--------|-----|----|----|------|
| 2012 | Blue Jays (GCL) | 1-0 | 3.00 | 4 | 0 | 0 | 0 | 0 | 6.0 | 4 | 2 | 2 | 1 | 0 | 0-0 | 10 | 0 | 0 | .182 |
| 2014 | Bluefield (APP) | 2-1 | 2.70 | 8 | 6 | 0 | 0 | 0 | 33.1 | 26 | 11 | 10 | 2 | 1 | 6-0 | 30 | 2 | 0 | .211 |
| | Vancouver (NOR) | 1-1 | 1.90 | 5 | 4 | 0 | 0 | 1 | 23.2 | 13 | 8 | 5 | 1 | 1 | 3-0 | 22 | 1 | 0 | .159 |
| 2015 | Blue Jays (GCL) | 0-0 | 0.00 | 1 | 0 | 0 | 0 | 0 | 1.0 | 1 | 0 | 0 | 0 | 0 | 0-0 | 1 | 0 | 0 | .250 |
| | Vancouver (NWL) | 0-1 | 3.86 | 2 | 2 | 0 | 0 | 0 | 4.2 | 6 | 2 | 2 | 0 | 0 | 3-0 | 6 | 0 | 0 | .300 |
| 2016 | Dunedin (FSL) | 1-4 | 14.40 | 6 | 6 | 0 | 0 | 0 | 20.0 | 40 | 33 | 32 | 10 | 0 | 12-0 | 10 | 0 | 0 | .421 |
| | Lansing (MID) | 10-4 | 2.41 | 20 | 20 | 1 | 0 | 0 | 115.2 | 105 | 36 | 31 | 1 | 5 | 26-0 | 107 | 9 | 2 | .247 |
| Minor Totals | | 15-11 | 3.61 | 46 | 38 | 1 | 0 | 1 | 204.1 | 195 | 92 | 82 | 15 | 7 | 50-0 | 186 | 12 | 2 | .253 |

TRANSACTIONS

- Selected by the Toronto Blue Jays in the 15th round of the 2012 First Year Player Draft

PROFESSIONAL CAREER:

- Selected by the Blue Jays in the 15th round of the 2012 Major League Baseball draft, and was assigned to the Rookie-level Gulf Coast League Blue Jays.
- Pitched 6 innings in the GCL in 2012, posting a 1-0 record and a 3.00 ERA before undergoing Tommy John surgery, which caused him to miss the entire 2013 season.
- In 2014, he pitched for the Bluefield Blue Jays and the Vancouver Canadians, and earned a combined record of 3-2, a 2.37 ERA, and 52 strikeouts in 57 innings pitched.
- Made only three appearances in the 2015 season due to injury (bone spurs in left elbow), posting an 0-1 record, 3.18 ERA, and seven strikeouts.





BROWNING

WIL

66
PITCHER

BIRTHDATE September 8, 1988
 OPENING DAY AGE 28
 BIRTHPLACE Sallis, MS
 RESIDENCE West Monroe, LA
 TWITTER @wilbrowning

BATS/THROWS R/R
 HEIGHT/WEIGHT 6-3/190
 CONTRACT STATUS signed thru 2017
 M.L. SERVICE 0.000
 OPTIONS USED 0 of 3

NON-ROSTER

PERSONAL:

- Wilson Charles Browning.
- Attended Louisiana-Monroe University...Led the club to a Sun Belt Conference Championship being named tournament MVP.

LAST SEASON:

- Was invited to Major League spring training on January 12.
- Was reassigned to minor league camp on March 10.
- Played the majority of the season with New Hampshire, and earned a late promotion to the Triple-A Buffalo Bisons.
- In 47 total relief appearances, pitched to a 3–2 record, 2.06 ERA, 64 strikeouts, and 10 saves in 52.1 innings.

Bold – career high; Red – league high

| Year | Club & League | W-L | ERA | G | GS | CG | ShO | SV | IP | H | R | ER | HR | HB | BB-IBB | SO | WP | BK | OBA |
|---------------------|----------------------|-------------|-------------|------------|----------|----------|----------|-----------|--------------|------------|-----------|-----------|----------|-----------|-------------|------------|-----------|----------|-------------|
| 2012 | Blue Jays (GCL) | 0-0 | 1.35 | 7 | 0 | 0 | 0 | 0 | 6.2 | 2 | 1 | 1 | 0 | 0 | 1-0 | 12 | 1 | 0 | .087 |
| | Bluefield (Appy) | 0-1 | 0.82 | 10 | 0 | 0 | 0 | 4 | 11.0 | 6 | 3 | 1 | 0 | 3 | 3-1 | 16 | 1 | 1 | .146 |
| | Vancouver (NOR) | 0-0 | 1.50 | 5 | 0 | 0 | 0 | 0 | 6.0 | 7 | 1 | 1 | 0 | 0 | 0-0 | 5 | 0 | 0 | .304 |
| 2013 | Lansing (Mid) | 2-3 | 2.44 | 32 | 0 | 0 | 0 | 4 | 44.1 | 29 | 19 | 12 | 0 | 3 | 24-0 | 66 | 8 | 0 | .179 |
| | Dunedin (FSL) | 2-0 | 1.02 | 10 | 0 | 0 | 0 | 0 | 17.2 | 13 | 2 | 2 | 0 | 1 | 0-0 | 15 | 0 | 0 | .206 |
| 2014 | New Hampshire (East) | 1-0 | 7.11 | 6 | 0 | 0 | 0 | 0 | 6.1 | 6 | 6 | 5 | 1 | 1 | 5-0 | 7 | 0 | 0 | .261 |
| | Dunedin (FSL) | 5-1 | 1.65 | 43 | 0 | 0 | 0 | 0 | 43.2 | 31 | 9 | 8 | 1 | 1 | 17-2 | 57 | 4 | 0 | .194 |
| 2015 | Dunedin (FSL) | 2-1 | 0.78 | 31 | 0 | 0 | 0 | 22 | 34.2 | 17 | 3 | 3 | 1 | 1 | 2-0 | 40 | 0 | 0 | .143 |
| | New Hampshire (East) | 1-1 | 3.86 | 13 | 0 | 0 | 0 | 3 | 18.2 | 15 | 8 | 8 | 0 | 0 | 7-1 | 16 | 1 | 0 | .227 |
| 2016 | New Hampshire (East) | 3-2 | 1.94 | 46 | 0 | 0 | 0 | 10 | 51.0 | 41 | 13 | 11 | 3 | 0 | 14-0 | 61 | 1 | 0 | .215 |
| | Buffalo (INT) | 0-0 | 6.75 | 1 | 0 | 0 | 0 | 0 | 1.1 | 0 | 1 | 1 | 0 | 0 | 1-0 | 3 | 0 | 0 | .000 |
| Minor Totals | | 16-9 | 1.98 | 204 | 0 | 0 | 0 | 43 | 241.1 | 167 | 66 | 53 | 6 | 10 | 74-4 | 298 | 16 | 1 | .191 |

TRANSACTIONS

- Signed by the Toronto Blue Jays on June 11, 2012

PROFESSIONAL CAREER:

- Was named to the 2015 FSL All-Star game.
- Earned R. Howard Webster award as MVP with Dunedin for the 2015 campaign.
- In 2015, served as a full-time closer for the first time, posting 22 saves for Dunedin and three for New Hampshire.
- His 22 saves in 2015 led the Florida State League.
- Signed with the Blue Jays as an undrafted free agent in 2012, and was assigned to the Gulf Coast League Blue Jays.
- Named a mid-season All-Star for Lansing in 2013.
- Began the 2014 season in Dunedin, and earned a late-season promotion to the Double-A New Hampshire Fisher Cats.

BIOGRAPHIES

LAST SEASON

HISTORY

RECORDS

OPPONENTS

PLAYER DEV.

MEDIA & MISC.





NON-ROSTER

CAMPOS LEONEL

71

PITCHER

BIRTHDATE July 17, 1987
 OPENING DAY AGE 29
 BIRTHPLACE Valera, Trujillo, VZ
 RESIDENCE Valera, Trujillo, VZ
 TWITTER @LeonelCampos11

BATS/THROWS R/R
 HEIGHT/WEIGHT 6-3/185
 CONTRACT STATUS signed thru 2017
 M.L. SERVICE 0.089
 OPTIONS USED 2 of 3

PERSONAL:

- Leonel Enrique Campos Linares
- Prior to joining the San Diego Padres, was a soccer player in his native Venezuela.
- Signed by Padres' scout Yfrain Linares

LAST SEASON:

- Opened the season in El Paso, and was called up by the Padres in September.
- Posted a 2-1 record, 4.32 ERA, and 62 strikeouts in 50 total innings with the Chihuahuas.
- On Nov. 18 was claimed off waivers by the Toronto Blue Jays.

Bold - career high; Red - league high

| Year | Club & League | W-L | ERA | G | GS | CG | ShO | SV | IP | H | R | ER | HR | HB | BB-IBB | SO | WP | BK | OBA |
|---------------------|-------------------|-----|-------|-----|----|----|-----|----|-------|-----|-----|-----|----|----|--------|-----|----|----|------|
| 2011 | Eugene (NOR) | 0-0 | 18.00 | 1 | 1 | 0 | 0 | 0 | 2.0 | 5 | 4 | 4 | 1 | 0 | 0-0 | 4 | 0 | 0 | .455 |
| 2013 | Fort Wayne (MID) | 2-1 | 2.23 | 28 | 0 | 0 | 0 | 5 | 36.1 | 19 | 9 | 9 | 2 | 1 | 22-0 | 63 | 7 | 0 | .150 |
| | San Antonio (TEX) | 1-0 | 0.88 | 26 | 0 | 0 | 0 | 2 | 30.2 | 14 | 5 | 3 | 0 | 0 | 16-0 | 43 | 3 | 0 | .137 |
| 2014 | El Paso (PCL) | 0-0 | 11.70 | 11 | 0 | 0 | 0 | 0 | 10.0 | 20 | 15 | 13 | 2 | 0 | 13-0 | 13 | 4 | 0 | .408 |
| | San Antonio (TEX) | 2-7 | 5.60 | 31 | 14 | 0 | 0 | 1 | 72.1 | 69 | 46 | 45 | 6 | 3 | 38-0 | 95 | 9 | 2 | .249 |
| 2014 | SAN DIEGO (NL) | 0-0 | 5.14 | 6 | 0 | 0 | 0 | 0 | 7.0 | 9 | 5 | 4 | 0 | 0 | 4-0 | 9 | 2 | 0 | .310 |
| 2015 | El Paso (PCL) | 2-0 | 2.90 | 38 | 0 | 0 | 0 | 1 | 49.2 | 30 | 17 | 16 | 2 | 0 | 21-0 | 68 | 8 | 0 | .169 |
| | SAN DIEGO (NL) | 0-0 | 9.00 | 1 | 0 | 0 | 0 | 0 | 1.0 | 1 | 1 | 1 | 0 | 0 | 1-0 | 1 | 0 | 0 | .250 |
| 2016 | El Paso (PCL) | 2-1 | 4.32 | 37 | 0 | 0 | 0 | 1 | 50.0 | 47 | 25 | 24 | 2 | 0 | 30-0 | 62 | 13 | 0 | .255 |
| | SAN DIEGO (NL) | 1-0 | 5.73 | 18 | 0 | 0 | 0 | 0 | 22.0 | 18 | 16 | 14 | 3 | 1 | 14-2 | 24 | 1 | 0 | .222 |
| Minor Totals | | 9-9 | 4.09 | 172 | 15 | 0 | 0 | 10 | 251.0 | 204 | 121 | 114 | 15 | 4 | 140-0 | 348 | 44 | 2 | .220 |
| MAJOR TOTALS | | 1-0 | 5.70 | 25 | 0 | 0 | 0 | 0 | 30.0 | 28 | 22 | 19 | 3 | 1 | 19-2 | 34 | 3 | 0 | .246 |

TRANSACTIONS

- Signed by the San Diego Padres on December 21, 2010
- Claimed off waivers by the Toronto Blue Jays on November 18, 2015

GAME HIGHS

| | | | |
|-------------------------|-------------------------------------|---------------------------------|----------------------------------|
| ML Debut | Sept. 3, 2014 vs. ARI | ER Allowed | 5 - 2x, last Aug. 15, 2016 at TB |
| Innings Pitched: | | HR Allowed | 1 - 3x, last Oct. 1, 2016 at ARI |
| Starter | None | Low Hit CG | None |
| Reliever | 2.1 - May 31, 2016 at SEA | Last Win | May 14, 2016 at MIL |
| Walks: | | Last Save | None |
| Starter | None | Last CG | None |
| Reliever | 3 - May 31, 2016 at SEA | Last ShO | None |
| Strikeouts: | | Last Start | None |
| Starter | None | Last Relief App. | Oct. 1, 2016 at ARI |
| Reliever | 4 - Sept. 8, 2014 at LAD | Longest Win Streak | 1G - May 14, 2016 |
| Hits Allowed | 4 - 2x, last April 21, 2016 vs. PIT | Longest Losing Streak | None |
| | | Scoreless Innings Streak | 12.1 - May 14-Aug. 15, 2016 |

MILESTONES

| Category | Date | Opponent | Notes |
|------------|----------------|--------------|--------------|
| Win | 1 May 14, 2016 | at Milwaukee | 2.0, 2BB, 2K |

PROFESSIONAL CAREER:

- Began his professional baseball career as a member of the Águilas del Zulia of the Venezuelan Winter League in 2010.
- In 2011 signed with the San Diego Padres organization and was assigned to the Short Season-A Eugene Emeralds.
- Made only one appearance for the Emeralds in 2011...It was later determined that he required Tommy John surgery and subsequently missed the entire 2012 season recovering.
- Assigned to the Class-A Fort Wayne TinCaps to open the 2013 season, and later earned a promotion to the Double-A San Antonio Missions.
- Was called up by the Padres on Sept. 1, 2014...Made his **Major League debut** on Sept. 3, and made six total appearances for the Padres in September, allowing four earned runs in seven innings.





CARRERA

EZEQUIEL

3

OUTFIELDER

BIRTHDATE June 11, 1987
 OPENING DAY AGE 28
 BIRTHPLACE Guiría Edo Sucre, VZ
 RESIDENCE Guiría Edo Sucre, VZ
 TWITTER NA

BATS/THROWS L/L
 HEIGHT/WEIGHT 5-11/185
 CONTRACT STATUS signed thru 2016
 M.L. SERVICE 3.039
 OPTIONS USED 3 of 3

PERSONAL:

- Ezequiel Manuel (Reyes) Carrera.
- Resides in Venezuela in the off-season.
- Participated in the 2017 Toronto Blue Jays Winter Tour.

LAST SEASON:

- Hit triples in games three and four of the ALCS...Prior to game three had not recorded a triple since Aug. 13, 2014 vs. PIT...He became the first player to triple in consecutive postseason games since Kazuo Matsui (COL) in GM 2 & 3 of the '07 NLDS vs. PHI...The last player to triple in consecutive LCS games was Scott Spezio (STL) in GM 2 & 3 of the '06 NLCS vs. NYM...Is the 2nd player in Blue Jays history with a triple in back-to-back playoff games, joining Devon White (Gm 3 & 4, 1993 WS).
- Hit his first career postseason home run off of Yu Darvish in game two of the ALDS, Oct. 7 at TEX.
- His .303 average (10-33) in the 2016 playoffs was 2nd highest on the club behind Josh Donaldson (.417) and 4th among all MLB players.
- Recorded multiple hits in four of his nine games in the postseason...Entered the playoffs hitless in two career postseason at-bats.
- Hit his 5th home run of the year Sept. 12 vs. TB...Marked his 2nd career PH-HR (last: July 25, 2015 at SEA)...Became the first Blue Jay to hit a go-ahead PH-HR since Colby Rasmus on Sept. 4, 2014 vs. TB...Of his 10 career HR, this was the first one that had put his team ahead.
- Placed on the 15-day disabled list for the 1st time in his career (strained left achilles on Aug. 1)...Returned from a medical rehab assignment at Buffalo & activated from the 15-day DL on Aug. 16.
- Hit his 3rd HR of the season & 2nd over a 4-game span, June 18 at BAL...Had hit just 2HR over his previous 68 contests prior to that stretch.
- Set career-highs in games (110), runs (47), hits (67), 2B (9), HR (6), BB (27) and strikeouts (70)...
- Recorded a career-high four hits (4-for-5, 2B) & matched his career high with three runs scored April 23 vs. OAK.

Bold – career high; Red – league high

| Year | Club and League | AVG | G | AB | R | H | 2B | 3B | HR | RBI | SH-SF | HP | BB-IBB | SO | SB-CS | SLG | OBP | OPS |
|------|-----------------------|------|------------|------|-----------|-----------|----------|----------|----------|-----------|-------|----|-------------|-----------|-------------|------|------|-------|
| 2005 | VSL (VSL) | .227 | 45 | 150 | 19 | 34 | 3 | 2 | 0 | 8 | 4-1 | 3 | 15-0 | 47 | 7-8 | .273 | .308 | .581 |
| 2006 | VSL (VSL) | .301 | 57 | 216 | 41 | 65 | 4 | 5 | 1 | 19 | 6-2 | 7 | 16-0 | 28 | 22-11 | .380 | .365 | .745 |
| 2007 | Mets (GCL) | .341 | 45 | 179 | 41 | 61 | 8 | 3 | 1 | 26 | 2-0 | 2 | 26-0 | 29 | 16-5 | .436 | .430 | .866 |
| | Brooklyn (NYP) | .300 | 20 | 70 | 11 | 21 | 2 | 0 | 0 | 6 | 2-0 | 1 | 4-0 | 13 | 6-1 | .329 | .347 | .676 |
| 2008 | St. Lucie (FSL) | .263 | 114 | 430 | 61 | 113 | 11 | 12 | 7 | 29 | 6-3 | 9 | 46-1 | 86 | 28-9 | .393 | .344 | .737 |
| 2009 | West Tenn (Sou) | .337 | 91 | 329 | 68 | 111 | 12 | 4 | 2 | 38 | 10-3 | 4 | 59-1 | 62 | 27-13 | .416 | .441 | .857 |
| 2010 | Tacoma (PCL) | .268 | 64 | 213 | 24 | 57 | 6 | 2 | 0 | 18 | 7-0 | 3 | 20-0 | 32 | 9-5 | .315 | .339 | .654 |
| | AZL (AZL) | .429 | 4 | 14 | 2 | 6 | 1 | 0 | 0 | 4 | 0-0 | 0 | 1-0 | 2 | 0-0 | .500 | .467 | .967 |
| | Columbus (Int) | .286 | 41 | 161 | 19 | 46 | 7 | 3 | 1 | 16 | 8-1 | 1 | 12-0 | 34 | 11-3 | .385 | .337 | .722 |
| 2011 | Columbus (Int) | .287 | 82 | 328 | 63 | 94 | 8 | 3 | 2 | 25 | 5-0 | 5 | 39-0 | 53 | 35-4 | .348 | .371 | .719 |
| | CLEVELAND (AL) | .243 | 68 | 202 | 27 | 49 | 8 | 3 | 0 | 14 | 7-0 | 1 | 16-0 | 35 | 10-5 | .312 | .301 | .613 |
| 2012 | Columbus (Int) | .294 | 97 | 394 | 65 | 116 | 19 | 6 | 6 | 42 | 9-3 | 3 | 29-0 | 60 | 26-7 | .419 | .345 | .764 |
| | CLEVELAND (AL) | .272 | 48 | 147 | 20 | 40 | 6 | 3 | 2 | 11 | 1-1 | 1 | 8-1 | 35 | 8-1 | .395 | .312 | .707 |
| 2013 | PHILADELPHIA (NL) | .077 | 13 | 13 | 2 | 1 | 0 | 0 | 0 | 0 | 0-0 | 2 | 1-0 | 4 | 0-0 | .077 | .250 | .327 |
| | CLEVELAND (AL) | .500 | 2 | 4 | 1 | 2 | 0 | 0 | 0 | 1 | 1-0 | 0 | 0-0 | 1 | 0-0 | .500 | .500 | 1.000 |
| | Columbus (Int) | .248 | 105 | 416 | 57 | 103 | 16 | 5 | 5 | 31 | 6-2 | 2 | 38-0 | 87 | 43-12 | .346 | .312 | .658 |
| 2014 | Toledo (Int) | .307 | 97 | 374 | 68 | 115 | 15 | 5 | 6 | 41 | 5-4 | 3 | 48-0 | 65 | 43-13 | .422 | .387 | .809 |
| | DETROIT (AL) | .261 | 45 | 69 | 12 | 18 | 4 | 1 | 0 | 2 | 0-0 | 1 | 3-1 | 14 | 7-1 | .348 | .301 | .649 |
| 2015 | Buffalo (Int) | .276 | 30 | 116 | 18 | 32 | 5 | 0 | 1 | 10 | 4-0 | 1 | 12-0 | 16 | 6-2 | .345 | .349 | .694 |
| | TORONTO (AL) | .273 | 91 | 172 | 27 | 47 | 8 | 0 | 3 | 26 | 5-2 | 2 | 11-0 | 45 | 2-1 | .372 | .321 | .693 |
| 2016 | Buffalo (Int) | .071 | 4 | 14 | 1 | 1 | 0 | 1 | 0 | 0 | 0-0 | 0 | 2-0 | 4 | 0-0 | .214 | .188 | .402 |
| | TORONTO (AL) | .248 | 110 | 270 | 47 | 67 | 9 | 1 | 6 | 23 | 7-2 | 4 | 27-0 | 70 | 7-4 | .356 | .323 | .679 |
| | Minor Totals | .286 | 896 | 3404 | 558 | 975 | 117 | 51 | 32 | 313 | 74-19 | 44 | 367-2 | 618 | 279-93 | .379 | .362 | .740 |
| | TORONTO TOTALS | .258 | 201 | 442 | 74 | 114 | 17 | 1 | 9 | 49 | 12-4 | 6 | 38-10 | 115 | 9-5 | .362 | .322 | .684 |
| | MAJOR TOTALS | .255 | 377 | 877 | 136 | 224 | 35 | 8 | 11 | 77 | 21-5 | 11 | 66-2 | 204 | 34-12 | .351 | .314 | .665 |

WILD CARD GAME RECORD

| Year | Club and Opp. | AVG | G | AB | R | H | 2B | 3B | HR | RBI | SH-SF | HP | BB-IBB | SO | SB-CS |
|------|---------------|------|---|----|---|---|----|----|----|-----|-------|----|--------|----|-------|
| 2016 | TOR vs. BAL | .500 | 1 | 4 | 0 | 2 | 0 | 0 | 0 | 1 | 0-0 | 0 | 0-0 | 2 | 0-0 |

BIOGRAPHIES

LAST SEASON

HISTORY

RECORDS

OPPONENTS

PLAYER DEV.

MEDIA & MISC.



DIVISION SERIES RECORD

| Year | Club and Opp. | AVG | G | AB | R | H | 2B | 3B | HR | RBI | SH-SF | HP | BB-IBB | SO | SB-CS |
|---------------|---------------|------|---|----|---|---|----|----|----|-----|-------|----|--------|----|-------|
| 2014 | DET vs. BAL | .000 | 3 | 1 | 0 | 0 | 0 | 0 | 0 | 0 | 0-0 | 0 | 1-0 | 0 | 1-0 |
| 2015 | TOR vs. TEX | .000 | 1 | 1 | 0 | 0 | 0 | 0 | 0 | 0 | 0-0 | 0 | 0-0 | 0 | 0-0 |
| 2016 | TOR vs. TEX | .333 | 3 | 12 | 4 | 4 | 0 | 0 | 1 | 1 | 0-0 | 0 | 2-0 | 2 | 1-0 |
| Totals | | .286 | 7 | 14 | 4 | 4 | 0 | 0 | 1 | 1 | 0-0 | 0 | 3-0 | 2 | 2-0 |

LEAGUE CHAMPIONSHIP SERIES RECORD

| Year | Club and Opp. | AVG | G | AB | R | H | 2B | 3B | HR | RBI | SH-SF | HP | BB-IBB | SO | SB-CS |
|---------------|---------------|------|---|----|---|---|----|----|----|-----|-------|----|--------|----|-------|
| 2015 | TOR vs. KC | .000 | 1 | 1 | 0 | 0 | 0 | 0 | 0 | 0 | 0-0 | 0 | 0-0 | 0 | 0-0 |
| 2016 | TOR vs. CLE | .235 | 5 | 17 | 2 | 4 | 0 | 2 | 0 | 1 | 0-0 | 0 | 0-0 | 4 | 0-0 |
| TOTALS | | .222 | 6 | 18 | 2 | 4 | 0 | 2 | 0 | 1 | 0-0 | 0 | 0-0 | 4 | 0-0 |

HOME RUN BREAKDOWN

| Total | H | A | ONE GAME | | | | GS | LO | XN | IP | PH | RHP | LHP |
|-------|---|---|----------|---|---|---|----|----|----|----|----|-----|-----|
| | | | 2 | 3 | 4 | | | | | | | | |
| 11 | 6 | 5 | 0 | 0 | 0 | 0 | 0 | 0 | 1 | 0 | 2 | 9 | 2 |

TRANSACTIONS

- Signed by the New York Mets on April 4, 2005
- Traded as part of a three team trade along with 1B/OF Mike Carp, OF Endy Chavez, RHP Maikel Cleto, RHP Aaron Heilman and LHP Jason Vargas to the Seattle Mariners. The Seattle Mariners sent RHP Sean Green, RHP J.J. Putz and OF Jeremy Reed to the New York Mets. The Seattle Mariners sent INF Luis Valbuena to the Cleveland Indians. The New York Mets sent RHP Joe Smith to the Cleveland Indians. The Cleveland Indians sent OF Franklin Gutierrez to the Seattle Mariners on December 11, 2008
- Traded to the Cleveland Indians along with INF Juan Diaz in exchange for 1B/OF Russell Branyan on June 26, 2010
- Claimed off waivers by the Philadelphia Phillies on April 2, 2013
- Claimed off waivers by the Cleveland Indians on May 2, 2013
- Signed by the Detroit Tigers on January 9, 2014
- Signed by the Toronto Blue Jays on December 3, 2014
- On disabled list (strained left achilles) from August 1-16, 2016

GAME HIGHS

| | | | |
|------------------|-------------------------------------|-------------------------------|-----------------------------------|
| ML Debut | May 20, 2011 vs. CIN | Stolen Bases | 2 - Aug. 30, 2014 at CWS |
| Runs | 3 - 3x, last April 23, 2016 vs. OAK | Last ML Home Run | July 5, 2016 vs. KC |
| Hits | 4 - April 23, 2016 vs. OAK | Longest Hitting Streak | 7G - 2x, last May 24-June 2, 2015 |
| Home Runs | 1 - 9x, last July 5 vs. KC | Longest Hitless Streak | 14AB - July 16-27, 2016 |
| RBI | 3 - June 21, 2015 vs. BAL | | |

MILESTONES

| Category | Date | Opponent | Pitcher | Notes |
|------------------------|----------------------|--------------|-----------|----------------------------|
| Hit | 1 May 20, 2011 | Cincinnati | Masset | RBI-1B (PH), 1st career PA |
| Home Run | 1 Aug. 5, 2012 | at Detroit | Benoit | 1R |
| Extra-Inning HR | 1 Aug. 5, 2012 | at Detroit | Benoit | 1R, 10th inning |
| Pinch Hit HR | 1 July 26, 2015 | at Seattle | Rollins | 1R |
| | 2 Sept. 12, 2016 | Tampa Bay | Boxberger | 1R |
| RBI | 1 May 20, 2011 | Cincinnati | Masset | RBI-1B (PH), 1st career PA |
| Stolen Base | 1 July 18, 2011 (G1) | at Minnesota | Mijeras | 2nd base |
| | | | C-Butera | |

PROFESSIONAL CAREER:

- Had his contract recalled by Cleveland on May 20, 2011... Made his **MLB debut** that same night, and collected the game-winning eighth inning RBI bunt single in his first plate appearance.
- In 2011 was T-15th in the American League with seven sacrifice bunts, while he was ninth among all American League Rookies with 10 stolen bases despite playing in only 68 games.
- Hit his first career home run on August 5, 2012 at Detroit off Joaquin Benoit.
- Named to the International League postseason All-Star Team with Toledo (AAA) in 2014...Led the International League with 43 stolen bases at the time of his promotion.
- Hit safely in 20 straight games from July 12-30, 2012 with Columbus (AAA).
- Named to the Southern League's mid and postseason All-Star squads as he spent the entire 2009 season with Double A West Tennessee... Also named to the TOPPS Double A All-Star squad... Led the Southern League with a .337 batting average and a .441 on-base percentage.
- Rated as possessing the best strike zone discipline and being the fastest baserunner in the Mariners organization following the 2009 season by Baseball America.
- Named the best defensive outfielder in the Florida State League by Baseball America following the 2008 season.





CECILIANI DARRELL

9

OUTFIELDER

BIRTHDATE June 22, 1990
 OPENING DAY AGE 26
 BIRTHPLACE Tracy, CA
 RESIDENCE Madras, OR
 TWITTER NA

BATS/THROWS L/L
 HEIGHT/WEIGHT 6-1/220
 CONTRACT STATUS signed thru 2017
 M.L. SERVICE 0.127
 OPTIONS USED 2 of 3

PERSONAL:

- Darrell Albert Ceciliani, Jr.
- Attended Madras High School (Madras, OR) and then Columbia Basin College (Pasco, WA).

LAST SEASON:

- Spent the majority of the season with the Buffalo Bisons (AAA), appearing in 82 games...Finished with a line of .266/.323/.441.
- Had a 12-game hit streak with the Bisons from August 7-31, batting .319 over those contests (15-47).
- Hit .338 with RISP in 2016 (23-68).
- Made his Blue Jays debut June 17 at BAL, entering the game as a defensive replacement in LF...Made his first start with TOR June 22 vs. ARI (0-3).

Bold - career high; Red - league high

| Year | Club and League | AVG | G | AB | R | H | 2B | 3B | HR | RBI | SH-SF | HP | BB-IBB | SO | SB-CS | SLG | OBP | OFP |
|------|---------------------|------|-----|------|-----|-----|-----|----|----|-----|-------|----|--------|-----|--------|------|------|------|
| 2009 | Kingsport (Appy) | .234 | 42 | 158 | 29 | 37 | 6 | 0 | 2 | 13 | 0-0 | 5 | 13-0 | 31 | 14-2 | .310 | .313 | .623 |
| 2010 | Brooklyn (NYP) | .351 | 68 | 271 | 56 | 95 | 19 | 12 | 2 | 35 | 3-1 | 4 | 24-2 | 56 | 21-14 | .531 | .410 | .941 |
| 2011 | Savannah (SAL) | .259 | 109 | 421 | 62 | 109 | 23 | 4 | 4 | 40 | 7-0 | 8 | 52-0 | 96 | 25-8 | .361 | .351 | .712 |
| 2012 | St. Lucie (FSL) | .329 | 23 | 85 | 19 | 28 | 6 | 1 | 1 | 10 | 0-1 | 1 | 10-0 | 13 | 2-0 | .459 | .402 | .861 |
| 2013 | Binghamton (East) | .268 | 113 | 418 | 61 | 112 | 17 | 6 | 6 | 44 | 4-4 | 6 | 29-2 | 105 | 31-7 | .380 | .322 | .702 |
| 2014 | Binghamton (East) | .289 | 106 | 395 | 59 | 114 | 17 | 4 | 7 | 54 | 1-6 | 6 | 22-1 | 89 | 16-7 | .405 | .331 | .736 |
| 2015 | Las Vegas (PCL) | .345 | 70 | 229 | 50 | 79 | 19 | 4 | 9 | 36 | 0-3 | 1 | 21-2 | 48 | 16-4 | .581 | .398 | .979 |
| | NEW YORK (NL) | .206 | 39 | 68 | 5 | 14 | 2 | 0 | 1 | 3 | 0-0 | 2 | 4-0 | 25 | 5-1 | .279 | .270 | .549 |
| 2016 | Buffalo (Int) | .266 | 82 | 304 | 40 | 81 | 17 | 3 | 10 | 40 | 0-3 | 1 | 26-1 | 52 | 11-5 | .441 | .323 | .764 |
| | TORONTO (AL) | .111 | 13 | 27 | 2 | 3 | 2 | 0 | 0 | 1 | 0-0 | 1 | 1-0 | 14 | 0-0 | .185 | .172 | .357 |
| | Minor Totals | .287 | 613 | 2281 | 376 | 655 | 124 | 34 | 41 | 272 | 15-18 | 32 | 197-8 | 490 | 136-47 | .425 | .350 | .775 |
| | MAJOR TOTALS | .179 | 52 | 95 | 7 | 17 | 4 | 0 | 1 | 4 | 0-0 | 3 | 5-0 | 39 | 5-1 | .253 | .243 | .495 |

HOME RUN BREAKDOWN

| Total | ONE GAME | | | | | | | | | | | | |
|-------|----------|---|---|---|---|----|----|----|----|----|-----|-----|---|
| | H | A | 2 | 3 | 4 | GS | LO | XN | IP | PH | RHP | LHP | |
| 1 | 1 | 0 | 0 | 0 | 0 | 0 | 0 | 0 | 0 | 0 | 0 | 1 | 0 |

TRANSACTIONS

- Selected by the New York Mets in the 4th round of the 2009 First Year Player Draft
- On disabled list (strained left hamstring) from September 8-remainder of season, 2015
- Traded to the Toronto Blue Jays in exchange for cash considerations on February 2, 2016

GAME HIGHS

| | | | |
|------------------|------------------------------------|-------------------------------|--------------------------------------|
| ML Debut | May 19, 2015 vs. STL | Stolen Bases | 1 - 5x, last July 4, 2015 at LAD |
| Runs | 1 - 7x, last Aug. 15, 2016 at NYY | Last ML Home Run | June 14, 2015 vs. ATL |
| Hits | 2 - 2x, last June 16, 2015 vs. TOR | Longest Hitting Streak | 4G - June 11-14, 2015 |
| Home Runs | 1 - June 14, 2015 vs. ATL | Longest Hitless Streak | 9AB - 2x, last Aug. 15-Sept. 9, 2016 |
| RBI | 1 - 4x, last Aug. 14, 2016 vs. HOU | | |

MILESTONES

| Category | Date | Opponent | Pitcher | Notes |
|--------------------|-----------------|--------------|-------------|------------------|
| Hit | 1 May 19, 2015 | St. Louis | Wacha | 1st ML PA, PH-1B |
| Home Run | 1 June 14, 2015 | Atlanta | Foltynewicz | 1R |
| RBI | 1 June 1, 2015 | at San Diego | Cashner | single-1R |
| Stolen Base | 1 June 1, 2015 | at San Diego | Cashner | 2nd base |
| | | | C-Hedges | |



PROFESSIONAL CAREER:

- Is a career .290 hitter with 125 stolen bases in seven minor league seasons.
- Led the New York–Penn League in batting average (.351), runs (56) and hits (95) in his 2nd pro season during 2010...His batting average, hit total, run total and triples set team records.
- Was named a MiLB.com Organization All-Star and a Mid-Season All-Star that year, and Baseball America ranked him the 11th-best prospect in the New York-Penn League.
- Played for the Surprise Saguaros of the Arizona Fall League in 2012, hitting .258 in 18 games.
- Made his **MLB debut** on May 19, 2015 vs. STL, as a pinch-hitter (infield single).

YOUNGEST POSITION PLAYERS TO APPEAR ON OPENING DAY FOR TORONTO

| PLAYER | DATE | OPPONENT | AGE |
|---------------|------------|----------|--------------------|
| Ted Wilborn | 04/05/1979 | KC | 20 years, 110 days |
| Alex Gonzalez | 04/04/1994 | CWS | 20 years, 361 days |
| Travis Snider | 04/06/2009 | DET | 21 years, 63 days |
| Sil Campusano | 04/04/1988 | KC | 21 years, 95 days |
| Lloyd Moseby | 04/09/1981 | DET | 21 years, 155 days |





DERMODY

MATT

50
PITCHER

BIRTHDATE July 4, 1990
 OPENING DAY AGE 26
 BIRTHPLACE Des Moines, IA
 RESIDENCE Norwalk, IA
 TWITTER @Matt_Dermody

BATS/THROWS R/L
 HEIGHT/WEIGHT 6-5/210
 CONTRACT STATUS signed thru 2017
 M.L. SERVICE 0.031
 OPTIONS USED 0 of 3

PERSONAL:

- Matthew Phillip Dermody
- Attended Norwalk High School in his hometown of Norwalk, Iowa.
- In his senior season (2009), recorded the first six-inning, 18 strikeout perfect game in Iowa state history...His pitching performance that year earned him the Bob Feller Pitching Award.
- Selected by the Pirates in the 26th round of the 2009 MLB Draft, did not sign and instead attended the University of Iowa.
- The Colorado Rockies drafted Dermody in the 29th round of the 2011 Major League Baseball draft, but he did not sign.
- In 2012, won Iowa's Big Ten Sportsmanship Award, and pitched to a 1-7 record, 4.50 ERA, and 60 strikeouts in 76 innings
- He was drafted for a 3rd time, this time by the Diamondbacks in the 23rd round of the 2012 Major League Baseball draft.
- The Diamondbacks organization determined that he had a 40 percent tear of the left ulnar collateral ligament, and declined to offer him a contract.
- Returned to the Hawkeyes for his senior year, making 14 starts in 2013...Had the best season of his college career, posting a 7-2 win-loss record, 3.64 ERA, and 68 strikeouts in 94 total innings

LAST SEASON:

- Began in Dunedin to open the 2016 season, and made 16 relief appearances with a 1.96 ERA before being promoted to the Double-A New Hampshire Fisher Cats.
- Made another 16 relief appearances at New Hampshire, posting a 0.92 ERA, which led to his promotion to the Triple-A Buffalo Bisons.
- On Sept. 1, 2016, was called up by Toronto.
- Made his **MLB debut** on Sept. 3 against the Tampa Bay Rays...In relief of Joe Biagini, he pitched 0.2 IP, faced four batters, gave up two hits with no earned runs and got two outs while striking out one.
- After the season was assigned to the Mesa Solar Sox of the Arizona Fall League.
- On Oct. 31, was named an AFL All-Star.
- Appeared in 10 games for Mesa and pitched to a 5.40 ERA with eight strikeouts.

Bold – career high; Red – league high

| Year | Club & League | W-L | ERA | G | GS | CG | ShO | SV | IP | H | R | ER | HR | HB | BB-IBB | SO | WP | BK | OBA |
|---------------------|---------------------|------|-------|-----|----|----|-----|----|-------|-----|-----|-----|----|----|--------|-----|----|----|-------|
| 2013 | BlueJays (GCL) | 0-0 | 0.00 | 1 | 1 | 0 | 0 | 0 | 2.2 | 1 | 0 | 0 | 0 | 0 | 0-0 | 1 | 0 | 0 | .100 |
| | Vancouver (Nor) | 5-1 | 1.77 | 15 | 2 | 0 | 0 | 0 | 40.2 | 45 | 12 | 8 | 0 | 1 | 4-0 | 50 | 1 | 0 | .280 |
| 2014 | Lansing (Mid) | 4-6 | 4.67 | 27 | 12 | 0 | 0 | 0 | 96.1 | 113 | 62 | 50 | 5 | 3 | 36-0 | 65 | 8 | 0 | .294 |
| 2015 | Dunedin (FSL) | 4-1 | 4.21 | 35 | 1 | 0 | 0 | 1 | 77.0 | 98 | 40 | 36 | 2 | 3 | 13-0 | 62 | 1 | 0 | .308 |
| 2016 | Dunedin (FSL) | 1-1 | 1.96 | 16 | 0 | 0 | 0 | 3 | 18.1 | 21 | 4 | 4 | 0 | 0 | 1-0 | 20 | 0 | 0 | .296 |
| | New Hampshire (Eas) | 2-0 | 0.92 | 16 | 0 | 0 | 0 | 0 | 19.2 | 12 | 3 | 2 | 1 | 0 | 2-0 | 21 | 1 | 0 | .174 |
| | Buffalo (Int) | 0-0 | 2.76 | 15 | 0 | 0 | 0 | 0 | 16.1 | 22 | 9 | 5 | 0 | 0 | 5-0 | 6 | 0 | 0 | .324 |
| | TORONTO (AL) | 0-0 | 12.00 | 5 | 0 | 0 | 0 | 0 | 3.0 | 6 | 4 | 4 | 1 | 1 | 0-0 | 5 | 1 | 0 | 0.400 |
| Minor Totals | | 16-9 | 3.49 | 125 | 16 | 0 | 0 | 4 | 271.0 | 312 | 130 | 105 | 8 | 7 | 61-0 | 225 | 11 | 0 | .289 |

TRANSACTIONS

- Selected by the Toronto Blue Jays in the 28th round of the 2013 First Year Player Draft



GAME HIGHS

| | | | |
|-------------------------|-------------------------------------|---------------------------------|----------------------------|
| ML Debut | Sept. 3, 2016 at TB | ER Allowed | 2 - Sept. 11, 2016 vs. BOS |
| Innings Pitched: | | HR Allowed | 1 - Sept. 13, 2016 vs. TB |
| Starter | None | Low Hit CG | None |
| Reliever | 1.2 - Sept. 9, 2016 vs. BOS | Last Win | None |
| Walks: | | Last Save | None |
| Starter | None | Last CG | None |
| Reliever | None | Last ShO | None |
| Strikeouts: | | Last Start | None |
| Starter | None | Last Relief App. | Sept. 14, 2016 vs. TB |
| Reliever | 2 - 2x, last Sept. 11, 2016 vs. BOS | Longest Win Streak | None |
| Hits Allowed | 2 - 2x, last Sept. 9, 2016 vs. BOS | Longest Losing Streak | None |
| | | Scoreless Innings Streak | 1.1 - Sept. 3-9, 2016 |

PROFESSIONAL CAREER:

- Selected by the Blue Jays in the 28th round of the 2013 Major League Baseball draft and signed on June 14.
- Was assigned to the Rookie-level Gulf Coast League Blue Jays, where he made one scoreless relief appearance before being promoted to the Short Season-A Vancouver Canadians of the Northwest League.
- In 2014, was promoted to the Class-A Lansing Lugnuts, where he pitched to a 4-6 record, 4.69 ERA, and 65 strikeouts in a career-high 96 innings.
- Was then assigned to the Advanced-A Dunedin Blue Jays for the 2015 season.

OLDEST & YOUNGEST BLUE JAYS**OLDEST BLUE JAYS (40 YEARS OR OLDER)**

| Player | D.O.B | Last Game | Age at last Game |
|----------------|----------------|------------------|--------------------------|
| Phil Niekro | April 1, 1939 | Aug. 29, 1987 | 48 yrs, 4 mths, 28 days |
| Omar Vizquel | April 24, 1967 | Oct. 3, 2012 | 45 yrs, 5 mths, 9 days |
| Darren Oliver | Oct. 6, 1970 | Sept. 29, 2013 | 42 yrs, 11 mths, 23 days |
| LaTroy Hawkins | Dec. 21, 1972 | Oct. 3, 2015 | 42 yrs, 9 mths, 12 days |
| Henry Blanco | Aug. 29, 1971 | June 5, 2013 | 41 yrs, 8 mths, 7 days |
| Dave Stieb | July 22, 1957 | Sept. 25, 1998 | 41 yrs, 2 mths, 3 days |
| Dave Winfield | Oct. 3, 1951 | Oct. 24, 1992 | 41 yrs, 0 mths, 21 days |
| Matt Stairs | Feb. 27, 1968 | Aug. 27, 2008 | 40 yrs, 6 mths, 0 days |
| Dave Parker | June 9, 1951 | Oct. 2, 1991 | 40 yrs, 3 mths, 23 days |
| Dan Plesac | Feb. 4, 1962 | May 22, 2002 | 40 yrs, 3 mths, 18 days |
| Ramon Ortiz | May 23, 1973 | June 2, 2013 | 40 yrs, 0 mths, 10 days |

YOUNGEST BLUE JAYS (20 YEARS OR YOUNGER)

| Player | D.O.B | 1st Game | Age at 1st Game |
|---------------|---------------|-----------------|-------------------------|
| Brian Milner | Nov. 17, 1959 | June 23, 1978 | 18 yrs, 7 mths, 6 days |
| Fred Manrique | Nov. 5, 1961 | Aug. 23, 1981 | 19 yrs, 9 mths, 18 days |
| Manny Lee | June 17, 1965 | April 10, 1985 | 19 yrs, 9 mths, 24 days |
| Roberto Osuna | Feb. 7, 1995 | April 8, 2015 | 20 yrs, 2 mths, 1 days |
| Miguel Castro | Dec. 24, 1994 | April 6, 2015 | 20 yrs, 3 mths, 13 days |
| Travis Snider | Feb. 2, 1988 | Aug. 29, 2008 | 20 yrs, 6 mths, 27 days |





DONALDSON

JOSH

20
INFIELDER

BIRTHDATE December 8, 1985
 OPENING DAY AGE 31
 BIRTHPLACE Pensacola, FL
 RESIDENCE Daphne, AL
 TWITTER @BringerOfRain20

BATS/THROWS R/R
 HEIGHT/WEIGHT 6-1/210
 CONTRACT STATUS signed thru 2017
 M.L. SERVICE 4.158
 OPTIONS USED 3 of 3

PERSONAL:

- Joshua Adam Donaldson
- Was originally signed by Cubs scout Bob Rossi...Was selected as a supplemental first round pick of the 2007 draft as compensation for the loss of free agent Juan Pierre.
- In his three-year career at Auburn University, he hit 28 home runs and batted .307...in 2007, he led the Tigers with a .349 batting average and 54 RBI... In 2006, he led the team with 10 home runs... Selected as the third baseman for the NCAA All-Region Tournament Team in 2005.
- Named ALISA Player of the Year and Alabama Gatorade Player of the Year during his senior year at Faith Academy.

LAST SEASON:

- Became the 6th player in Blue Jays history with consecutive seasons of at least 300 total bases, joining Carlos Delgado (4, 1998-2001), Jose Bautista (2, 2010-11), Shawn Green (2, 1998-99), Joe Carter (2, 1991-92) & George Bell (2, 1986-87)
- Became the only third baseman in club history to record multiple 30+HR seasons.
- Set a Blue Jays record for most BB by a third baseman in a season with 109, surpassing the previous mark set by Troy Glaus in 2006 (80-BB).
- Seven of his 15 hits in the postseason went for extra base hits (6-2B, 1-HR)...Collected six doubles in the playoffs - a franchise-high for most doubles in a single postseason...In fact, of his 35 career postseason hits, 14 have gone for XBH (10-2B, 4-HR).
- His .417 (15-36) average was the best mark among all players this postseason and also ranks as the 2nd highest average for a Blue Jay player in a single playoff run in franchise history (Paul Molitor, .447 in 1993)...Was 4-for-6 with RISP, with three of those hits going for doubles.
- Went 4-for-4 with a BB in game one of the ALDS, becoming the 6th player in franchise history (7th time) to record four hits in a single postseason game...Is just the second Blue Jays player to reach base safely five times in a playoff game (Roberto Alomar, Oct. 11, 1992 at OAK - 11 innings).
- Went 3-for-3 with 2-BB on Sept. 15 at LAA, snapping a 0-for-23 hitless streak (2nd longest of career)...It marked the 7th time in 2016 to have reached base at last five times in a game.

OFFENSIVE LEADERS AS A THRID BASEMAN FROM 2013-2016, MLB

HITS

1. Adrian Beltre 672
2. Kyle Seager 646
- 3. Josh Donaldson 639**
4. Evan Longoria 621
5. Nolan Arenado 611

HOME RUNS

- 1. Josh Donaldson 122**
2. Todd Frazier 115
3. Nolan Arenado 111
4. Evan Longoria 105
5. Kyle Seager 103

RBI

- 1. Josh Donaldson 385**
2. Nolan Arenado 374
3. Kyle Seager 336
4. Evan Longoria 328
5. Adrian Beltre 326

OBP

- 1. Josh Donaldson .375**
2. Matt Carpenter .374
3. Justin Turner .368
4. Adrian Beltre .365
5. David Wright .358

SLG

1. Nolan Arenado .520
- 2. Josh Donaldson .518**
3. Justin Turner .504
4. Adrian Beltre .492
5. Manny Machado .474

OPS

- 1. Josh Donaldson .894**
2. Justin Turner .872
3. Adrian Beltre .858
4. Nolan Arenado .851
5. Matt Carpenter .823

XBH

1. Nolan Arenado 268
2. Josh Donaldson 266
3. Evan Longoria 246
4. Kyle Seager 242
5. Todd Frazier 228

WAR

- 1. Josh Donaldson 30.5**
2. Miguel Cabrera 21.8
3. Manny Machado 21.7
4. Adrian Beltre 21.7
5. Matt Carpenter 19.2



2015 AMERICAN LEAGUE MVP VOTING

* John Donaldson became just the 2nd player in franchise history to win the AL MVP Award (George Bell – 1987)

| PLAYER | 1ST | 2ND | 3RD | 4TH | 5TH | 6TH | 7TH | 8TH | 9TH | 10TH | *POINTS |
|----------------------------------|-----------|----------|-----|-----|-----|-----|-----|-----|-----|------|------------|
| Josh Donaldson, Blue Jays | 23 | 7 | | | | | | | | | 385 |
| Mike Trout, Angels | 7 | 22 | 1 | | | | | | | | 304 |
| Lorenzo Cain, Royals | | | 20 | 8 | | 1 | 1 | | | | 225 |
| Manny Machado, Orioles | | | 4 | 11 | 5 | 1 | 1 | | 3 | 1 | 158 |
| Dallas Keuchel, Astros | | | | 3 | 8 | 5 | 1 | 3 | | | 107 |
| Nelson Cruz, Mariners | | 1 | 1 | 1 | 4 | 2 | 4 | 2 | 6 | 2 | 94 |
| Adrian Beltre, Rangers | | | | 4 | 1 | 1 | 7 | 3 | 2 | 3 | 83 |
| Jose Bautista, Blue Jays | | | 2 | | 2 | 4 | 3 | 4 | 5 | | 82 |
| David Price, Tigers/Blue Jays | | | 1 | 1 | 3 | 3 | 1 | 2 | 1 | 2 | 62 |
| Jose Altuve, Astros | | | | | | 6 | 1 | 3 | | 1 | 44 |

- Had his career-high 12G hit streak snapped (.378, 17-45) Sept. 4 at TB...Was his 3rd hit streak of 10+ games of the season.
- Hit 6-HR with 11-RBI in a 5G span from Aug. 25-29...The only other Jays to accomplish that feat in a span of 5G are Carlos Delgado (1999, 2003) & Ernie Whitt (1987).
- Hit a career high three home runs on Aug. 28 vs. MIN...Became the 16th different Blue Jay (21st time) to hit 3-HR in a game & 1st by a TOR-3B... It marked his 10th career multi-HR game (4th this year) & 7th as a Blue Jay.
- Had his streak of reaching base snapped at 26 games July 24 vs. SEA (.386, 39-101, 14-XBH, 21-BB, .504 OBP).
- Named to his 3rd All-Star Game - 2nd with Toronto...Was a defensive replacement at third base and went 0-for-1.
- His 80 runs scored prior to the break represented a club record...It was the most scored prior to the break by any player in the ML since 2008 (Ian Kinsler-84, Hanley Ramirez-80).
- Became the 6th player in AL history to score 80 runs & hit 20-HR prior to the All-Star break (Lou Gehrig-1936, Ted Williams-1946, Reggie Jackson-1969, Frank Thomas-1994 & Alex Rodriguez-2000)
- From June 14-July 5, a span of 20 games, hit .450 with eight homers and 28 runs scored...Over the last 70 years, the only players to hit .450 with as many homers and runs scored as Donaldson in a 20-game span were Frank Thomas (1994) and Richard Hidalgo (2000).
- Reached base safely in all six plate appearances (4-for-4, 2BB) July 3 vs. CLE...Became just the 4th player in team history to notch four hits & two walks in the same game (Willie Upshaw-1985, Tony Fernandez-1993 & Shannon Stewart in 2000)...The only other TOR player ever to reach safely six times & score four runs in a game is Otto Velez vs. BAL on June 26, 1978.
- Was named AL Player of the Week for the week of June 13-19... Batted .444 (12-for-27) with 11 runs scored, four doubles, a triple, three home runs and nine RBI to claim his fourth career AL Player of the Week Award, last winning it on August 9, 2015.
- Homered in his first at-bat of the contest May 22 at MIN, going back-to-back with Jose Bautista to leadoff the game...Became the first set of Blue Jays teammates to do so since Rios/Catalanotto, June 14, 2006 vs. BAL.
- On May 1 at TB hit his 50th home run (1R off Odorizzi) as a Blue Jay
- Had a 10-game hit streak to begin the season...Became the 5th player in club history to have a hit streak of 10+ games to begin the team's season.
- Hit a grand slam in the Home Opener vs. Boston in the 4th inning off Joe Kelly... Was the 1st grand slam hit by a TOR player in a home opener in club history...It was the 2nd grand slam of his career & 1st since June 7, 2013 at CWS.

40+HR/40+2B SEASONS, CLUB HISTORY

| | |
|-----------------------|---------------------------|
| Josh Donaldson | 2015 (41-HR/41-2B) |
| Carlos Delgado | 2000 (41-HR/57-2B) |
| Shawn Green | 1999 (42-HR/45-RBI) |

MOST HR AS A THIRD BASEMAN, CLUB HISTORY (SINGLE SEASON)

| | | |
|-----------------------|--------------|-------------|
| Tony Batista | 41-HR | 2000 |
| Josh Donaldson | 38-HR | 2015 |
| Josh Donaldson | 33-HR | 2016 |
| Troy Glaus | 33-HR | 2006 |
| Kelly Gruber | 31-HR | 1990 |
| Ed Sprague | 31-HR | 1996 |

MOST HOME RUNS BY A #2 HITTER, MAJORS (2016)

| | |
|-----------------------|--------------|
| Josh Donaldson | 31-HR |
| Corey Seager | 24-HR |
| Jason Kipnis | 23-HR |
| Wil Myers | 21-HR |
| Kris Bryant | 19-HR |

MOST HOME RUNS VS LHP SINCE 2013, MAJORS

| | |
|-----------------------|--------------|
| Nelson Cruz | 46-HR |
| Josh Donaldson | 41-HR |
| Chris Davis | 40-HR |
| Chris Carter | 40-HR |
| Kyle Seager | 38-HR |
| Mark Trumbo | 38-HR |



| Year | Club and League | AVG | G | AB | R | H | 2B | 3B | HR | RBI | SH-SF | HP | BB-IBB | SO | SB-CS | SLG | OBP | OPS |
|-----------------------|------------------|------|------------|------|------------|------------|-----------|----------|-----------|------------|-------|----|--------------|------------|------------|------|------|-------|
| 2007 | AZL (AZL) | .182 | 4 | 11 | 1 | 2 | 2 | 0 | 0 | 0 | 0-0 | 0 | 2-0 | 4 | 0-1 | .364 | .308 | .672 |
| | Boise (NOR) | .346 | 49 | 162 | 37 | 56 | 11 | 2 | 9 | 35 | 0-1 | 2 | 37-1 | 34 | 6-2 | .605 | .470 | 1.075 |
| 2008 | Peoria (Mid) | .217 | 63 | 235 | 27 | 51 | 13 | 0 | 6 | 23 | 0-0 | 2 | 17-1 | 41 | 7-1 | .349 | .276 | .625 |
| | Stockton (CAL) | .330 | 47 | 188 | 37 | 62 | 13 | 2 | 9 | 39 | 0-0 | 2 | 17-0 | 29 | 0-2 | .564 | .391 | .955 |
| 2009 | Midland (TEX) | .270 | 124 | 455 | 67 | 123 | 37 | 1 | 9 | 91 | 3-2 | 1 | 80-2 | 92 | 7-2 | .415 | .379 | .794 |
| 2010 | Sacramento (PCL) | .238 | 86 | 294 | 52 | 70 | 14 | 1 | 18 | 67 | 0-7 | 2 | 45-2 | 79 | 3-1 | .476 | .336 | .812 |
| | OAKLAND (AL) | .156 | 14 | 32 | 1 | 5 | 1 | 0 | 1 | 4 | 0-0 | 0 | 2-0 | 12 | 0-0 | .281 | .206 | .487 |
| 2011 | Sacramento (PCL) | .261 | 115 | 444 | 79 | 116 | 28 | 0 | 17 | 70 | 0-2 | 6 | 51-1 | 100 | 13-4 | .439 | .344 | .783 |
| 2012 | Sacramento (PCL) | .335 | 51 | 209 | 38 | 70 | 12 | 2 | 13 | 45 | 0-1 | 1 | 23-1 | 34 | 5-2 | .598 | .402 | 1.000 |
| | OAKLAND (AL) | .241 | 75 | 274 | 34 | 66 | 16 | 0 | 9 | 33 | 0-1 | 5 | 14-0 | 61 | 4-1 | .398 | .289 | .687 |
| 2013 | OAKLAND (AL) | .301 | 158 | 579 | 89 | 174 | 37 | 3 | 24 | 93 | 1-6 | 6 | 76-2 | 110 | 5-2 | .499 | .384 | .883 |
| 2014 | OAKLAND (AL) | .255 | 158 | 608 | 93 | 155 | 31 | 2 | 29 | 98 | 0-4 | 7 | 76-5 | 130 | 8-0 | .456 | .342 | .798 |
| 2015 | TORONTO (AL) | .297 | 158 | 620 | 122 | 184 | 41 | 2 | 41 | 123 | 2-10 | 6 | 73-0 | 133 | 6-0 | .568 | .371 | .939 |
| 2016 | TORONTO (AL) | .284 | 155 | 577 | 122 | 164 | 32 | 5 | 37 | 99 | 2-3 | 9 | 109-6 | 119 | 7-1 | .549 | .404 | .953 |
| Minor Totals | | .275 | 539 | 1998 | 338 | 550 | 130 | 8 | 81 | 370 | 3-13 | 16 | 272-8 | 413 | 41-15 | .470 | .365 | .834 |
| TORONTO TOTALS | | .291 | 313 | 1197 | 244 | 348 | 73 | 7 | 78 | 222 | 4-13 | 15 | 182-6 | 252 | 13-1 | .559 | .387 | .946 |
| MAJOR TOTALS | | .278 | 718 | 2690 | 461 | 748 | 158 | 12 | 141 | 450 | 5-24 | 33 | 350-13 | 565 | 30-4 | .503 | .365 | .868 |

WILD CARD GAME RECORD

| Year | Club and Opp. | AVG | G | AB | R | H | 2B | 3B | HR | RBI | SH-SF | HP | BB-IBB | SO | SB-CS |
|---------------|---------------|------|---|----|---|---|----|----|----|-----|-------|----|--------|----|-------|
| 2014 | OAK vs. KC | .400 | 1 | 5 | 1 | 2 | 0 | 0 | 0 | 0 | 0-0 | 0 | 1-0 | 2 | 0-0 |
| 2016 | TOR vs. BAL | .400 | 1 | 5 | 1 | 2 | 1 | 0 | 0 | 0 | 0-0 | 0 | 0-0 | 1 | 0-0 |
| TOTALS | | .400 | 2 | 10 | 2 | 4 | 1 | 0 | 0 | 0 | 0-0 | 0 | 0-0 | 3 | 0-0 |

DIVISION SERIES RECORD

| Year | Club and Opp. | AVG | G | AB | R | H | 2B | 3B | HR | RBI | SH-SF | HP | BB-IBB | SO | SB-CS |
|---------------|---------------|------|----|----|----|----|----|----|----|-----|-------|----|--------|----|-------|
| 2012 | OAK vs. DET | .294 | 5 | 17 | 1 | 5 | 1 | 0 | 0 | 0 | 0-0 | 0 | 1-0 | 4 | 0-0 |
| 2013 | OAK vs. DET | .143 | 5 | 21 | 0 | 3 | 0 | 0 | 0 | 0 | 0-0 | 0 | 1-0 | 8 | 0-0 |
| 2015 | TOR vs. TEX | .222 | 5 | 18 | 5 | 4 | 1 | 0 | 2 | 4 | 0-0 | 0 | 3-0 | 4 | 0-0 |
| 2016 | TOR vs. TEX | .538 | 3 | 13 | 4 | 7 | 4 | 0 | 0 | 3 | 0-0 | 0 | 1-0 | 3 | 0-0 |
| TOTALS | | .275 | 18 | 69 | 10 | 19 | 6 | 0 | 2 | 7 | 0-0 | 0 | 6-0 | 19 | 0-0 |

LEAGUE CHAMPIONSHIP SERIES RECORD

| Year | Club and Opp. | AVG | G | AB | R | H | 2B | 3B | HR | RBI | SH-SF | HP | BB-IBB | SO | SB-CS |
|---------------|---------------|------|----|----|---|----|----|----|----|-----|-------|----|--------|----|-------|
| 2015 | TOR vs. KC | .261 | 6 | 23 | 4 | 6 | 2 | 0 | 1 | 4 | 0-0 | 1 | 3-0 | 6 | 1-0 |
| 2016 | TOR vs. CLE | .333 | 5 | 18 | 1 | 6 | 1 | 0 | 1 | 2 | 0-0 | 0 | 2-1 | 3 | 0-0 |
| TOTALS | | .293 | 11 | 41 | 5 | 12 | 3 | 0 | 2 | 6 | 0-0 | 1 | 5-1 | 9 | 1-0 |

ALL-STAR GAME RECORD

| Year | Club and League | AVG | G | AB | R | H | 2B | 3B | HR | RBI | SH-SF | HP | BB-IBB | SO | SB-CS |
|---------------|-----------------|------|---|----|---|---|----|----|----|-----|-------|----|--------|----|-------|
| 2014 | TOR at MIN | .000 | 1 | 2 | 0 | 0 | 0 | 0 | 0 | 0 | 0-0 | 0 | 0-0 | 1 | 0-0 |
| 2015 | TOR at CIN | -- | 1 | 0 | 0 | 0 | 0 | 0 | 0 | 0 | 0-0 | 0 | 2-0 | 0 | 0-0 |
| 2016 | TOR at SD | .000 | 1 | 1 | 0 | 0 | 0 | 0 | 0 | 0 | 0-0 | 0 | 0-0 | 0 | 0-0 |
| TOTALS | | .000 | 3 | 3 | 0 | 0 | 0 | 0 | 0 | 0 | 0-0 | 0 | 2-0 | 1 | 0-0 |

HOME RUN BREAKDOWN

| Total | H | A | ONE GAME | | | | GS | LO | XN | IP | PH | RHP | LHP |
|-------|----|----|----------|---|---|---|----|----|----|----|----|-----|-----|
| | | | 2 | 3 | 4 | | | | | | | | |
| 141 | 72 | 69 | 9 | 1 | 0 | 3 | 2 | 3 | 0 | 0 | 95 | 46 | |

TRANSACTIONS

- Selected by the Chicago Cubs in the 1st round (48th overall, supplemental) of the 2007 First Year Player Draft
- Traded to the Oakland Athletics along with RHP Sean Gallagher, OF Matt Murton and OF Eric Patterson to the Oakland Athletics in exchange for RHP Chad Gaudin and RHP Rich Harden on July 8, 2008
- Traded to the Toronto Blue Jays in exchange for INF Brett Lawrie, RHP Kendall Graveman, LHP Sean Nolin and INF Franklin Barreto on November 28, 2014



GAME HIGHS

| | | | |
|------------------|---------------------------|-------------------------------|-----------------------------|
| ML Debut | April 30, 2010 at TOR | Stolen Bases | 2 - April 25, 2015 at TB |
| Runs | 5 - May 26, 2015 vs. CWS | Last ML Home Run | Sept. 27, 2016 vs. BAL |
| Hits | 5 - Sept. 9, 2014 at CWS | Longest Hitting Streak | 12G - Aug. 21-Sept. 3, 2016 |
| Home Runs | 3 - Aug. 28, 2016 vs. MIN | Longest Hitless Streak | 33AB - June 6-15, 2014 |
| RBI | 6 - Aug. 22, 2015 at LAA | | |

MILESTONES

| Category | Date | Opponent | Pitcher | Notes |
|-------------------------------|-------------------|------------------|------------------------|-----------------|
| Hit | 1 May 1, 2010 | at Toronto | Eveland | HR, 2R |
| Home Run | 1 May 1, 2010 | at Toronto | Eveland | 2R |
| | 100 Sept. 7, 2015 | at Boston | Porcello | 1R |
| Multi-Homer Games (10) | | | | |
| | 10 Aug. 28, 2016 | Minnesota | Gibson, Light, Wimmers | 1R, 2R, 1R |
| 3-HR Games | 1 Aug. 28, 2016 | Minnesota | Gibson, Light, Wimmers | 1R, 2R, 1R |
| Grand Slam | 1 June 7, 2013 | at Chicago (AL) | Sale | 6th inning |
| | 2 April 8, 2016 | Boston | Kelly | 4th inning |
| | 3 June 14, 2016 | Philadelphia | Effin | 3rd inning |
| Walkoff HR | 1 April 12, 2013 | Detroit | Villarreal | 1R, 12th inning |
| | 2 May 28, 2014 | Detroit | Nathan | 3R, 9th inning |
| | 3 July 18, 2014 | Baltimore | Britton | 3R, 9th inning |
| | 4 Sept. 21, 2014 | Philadelphia | Gonzalez | 2R, 10th inning |
| | 5 April 18, 2015 | Atlanta | Marimon | 1R, 10th inning |
| | 6 May 26, 2015 | Chicago (AL) | Robertson | 3R, 9th inning |
| | 7 Sept. 27, 2015 | Tampa Bay | Geltz | 1R, 9th inning |
| Leadoff HR | 1 May 1, 2015 | at Cleveland | Carrasco | -- |
| | 2 May 19, 2015 | Los Angeles (AL) | Santiago | -- |
| Extra-Inning HR | 1 April 12, 2013 | Detroit | Villarreal | 1R, 12th inning |
| | 2 Sept. 21, 2014 | Philadelphia | Gonzalez | 2R, 10th inning |
| | 3 April 18, 2015 | Atlanta | Marimon | 1R, 10th inning |
| RBI | 1 May 1, 2010 | at Toronto | Eveland | HR, 2R |
| Stolen Base | 1 April 14, 2012 | at Seattle | Noesi | 2nd base |
| | | | C-Montero | |

PROFESSIONAL CAREER:

- Earned several 2015 post-season awards most notably being AL MVP, earning 23 of 30 first place votes...Is just the 2nd Blue Jays player to earn the MVP award (George Bell - 1987).
- Named 2015 Player of the Year by the Sporting News and by his peers (Players Choice Award)...Picked up the Hank Aaron Award as AL's best hitter, in addition to earning his first Silver Slugger Award at 3rd base.
- Has finished in the top 10 in MVP voting in each of the last four seasons, finishing first in 2015, 4th in 2013, 8th in 2014 and 4th in 2016.
- Finished 2nd in the AL in WAR each of 2013/14, 4th in 2015 and 3rd in 2016... All four seasons Mike Trout was the leader.
- In 2015, his 116 RBI as a 3B are most by a 3B in a season in club history...Is just the 6th player in club history to have 120+ RBI in a single season and the first since Jose Bautista in 2010.
- Hit his first career postseason home run (50th career at-bat) in game two of the ALDS...It was his first career RBI in the playoffs.
- Became the 5th Blue Jay player in franchise history to hit three home runs in a single postseason, joining Joe Carter (1992), Candy Maldonado (1992), Paul Molitor (1993) & Jose Bautista (2015)...Those three home runs are T-3rd most in Blue Jays playoff history behind Carter (6) and Bautista (4).
- Hit his 41st HR of the year, a walk off shot, September 27, 2015 vs. TB...Was his 3rd walk off HR of 2015...Those three walk off home runs are the most in a single season by a TOR player in club history...His 38 HR as a 3B were the 2nd most HR by a 3B in club history in a single season (Batista-41, 2000).
- Became the 5th TOR player to record 40 HR & 120 RBI in a season (Bautista-2010, Delgado-1999, 2000, 2003, Green-1999, Bell-1987)...His 111 RBI as a number two hitter in the lineup, the most RBI out of that particular spot in the lineup since Jay Bell had 111 RBI in 1999...The 37-HR he hit as the number two hitter in the lineup, most in club history.
- His 123 RBI in 2015 were the most by a player in their first year with a new team since Josh Hamilton (130-TEX) & Miguel Cabrera (127-DET) in 2008...Became the 9th Blue Jay to hit 40 home runs in a season & the 3rd player in club history to record 40-2B/40-HR in the same season (Green-1999, Delgado-2000).
- Slugged his 100th career home run, a one run shot off of Rick Porcello September 7, 2015 at BOS.
- Recorded 35-RBI in August, 2015 marking a new club record (matched by Encarnacion) for most RBI in any month surpassing Delgado's record of 34 RBI in June 2003...Along with Encarnacion joined Babe Ruth and Lou Gehrig (July 1931/June 1930) as the only teammates with 10+ HR & 35+ RBI in the same month.
- Set a club record for most RBI by a Blue Jay in his 1st year with the club (123) surpassing Paul Molitor's 111 RBI set in 1993.
- Became 1st player in ML to record 100-RBI in 2015 - fastest Blue Jay to 100-RBI (121G) since C. Delgado in 2003 (102G).
- Became the 5th player to reach 100 RBI first in a season, while playing in his first season with a team...The others were Babe Ruth (1920 NYY), Dave Kingman (1984 OAK), Miguel Tejada (2004 BAL) and Josh Hamilton (2008 TEX)
- Was the first Blue Jay since 2010 to record 30+ HR & 30+ 2B in the same season (Jose Bautista 54-HR/35-2B & Vernon Wells 31-HR/44-2B).
- May 29 at MIN homered in four consecutive contests May 25-29, the first time to accomplish the feat in his career.
- Collected his 1st career leadoff home run in his 1st career start in the leadoff position May 1 at CLE.



- Was the Major League-leading vote-getter for the 2015 All-Star Game...Collected 14,090,188 total votes, setting a new all-time single-season voting record, surpassing Josh Hamilton's 2012 total of 11,073,744...It is his 2nd consecutive fan selected start (2014-2015), becoming the 2nd AL-3B to earn consecutive fan-elected starts with different teams, joining Wade Boggs ('92-BOS, '93-NYY)...Was the 1st TOR-3B & 4th TOR-INF to win a fan election, joining Roberto Alomar (1991-94), John Olerud (1993) & Carlos Delgado (2003).
- Finished 8th in the MVP voting in 2014, while earning his first All-Star selection... Participated in the 2014 Home Run Derby and lost in a tie breaker to teammate Yoenis Céspedes in the 1st round.
- In 2013 became the 8th player in Oakland history to hit at least .300 with 20 or more home runs and 90 or more RBI, the first since Miguel Tejada in 2002.
- Converted from catcher to a third baseman during the spring of 2012... Batted .153 with one home run and seven RBI in 28 games over two stints with the A's prior to the All-Star Break... Returned in mid-August to hit .290 with 11 doubles, eight home runs and 26 RBI over his final 47 games.
- Earned AL Player of the Month honours in September, 2013.
- Had a career-high 0-for-33 streak from June 6 to 15, 2014.
- Made his **Major League debut** on April 30, 2010 at Toronto and collected his first hit the next day (May 1), a home run off Dana Eveland.

40+HR/120+RBI SEASONS, CLUB HISTORY

| | |
|-----------------------|--|
| Carlos Delgado | 1999 (44-HR/134-RBI), 2000 (41-HR/137-RBI), 2003 (42-HR/145-RBI) |
| Josh Donaldson | 2015 (41-HR/123-RBI) |
| Jose Bautista | 2010 (54-HR/124-RBI) |
| Shawn Green | 1999 (42-HR/123-RBI) |
| George Bell | 1987 (47-HR/134-RBI) |
| Edwin Encarnacion | 2016 (42-HR/127-RBI) |

100+RBI/35+HR SEASONS AS #2 HITTER, ALL TIME (MAJORS)

| | |
|----------------------------|-----------------------------|
| Eddie Matthews, MIL | 1959 (114-RBI/46-HR) |
| Alex Rodriguez, SEA | 1998 (114-RBI/38-HR) |
| Josh Donaldson, TOR | 2015 (113-RBI/35-HR) |
| Jay Bell, ARI | 1999 (111-RBI/38-HR) |
| Mike Trout, LAA | 2014 (109-RBI/36-HR) |
| Aaron Hill, TOR | 2009 (108-RBI/36-HR) |





NON-ROSTER

ELMORE

JAKE

21

INFIELDER

BIRTHDATE June 15, 1987
 OPENING DAY AGE 29
 BIRTHPLACE Dothan, AL
 RESIDENCE Jacksions Gap, AL
 TWITTER @Elmo10

BATS/THROWS R/R
 HEIGHT/WEIGHT 5-10/180
 CONTRACT STATUS signed thru 2017
 M.L. SERVICE 2.095
 OPTIONS USED 3 of 3

PERSONAL:

- Jacob David Elmore.
- Graduated from Pleasant Grove (AL) High School.
- Attended Wallace State Community College and Arizona State University.

LAST SEASON:

- Appeared in 59 games, including 14 starts (8G in LF, 2G in CF, 2G in RF, 1G at 2B, 1G at 3B).
- Contract was selected on June 28 from Triple-A Colorado Springs (57G, .320, 2HR, 19RBI, 13SB).
- Used primarily as a pinch-hitter, doing so on 38 occasions.
- Took the roster spot of OF Alex Presley (DFA).

Bold - career high; Red - league high

| Year | Club and League | AVG | G | AB | R | H | 2B | 3B | HR | RBI | SH-SF | HP | BB-IBB | SO | SB-CS | SLG | OBP | OPS |
|---------------------|------------------------|------|-----------|------|-----------|-----------|----------|----|----------|-----------|-------|----|--------------|-----------|-------------|------|------|------|
| 2008 | Missoula (P10) | .296 | 53 | 179 | 38 | 53 | 15 | 3 | 3 | 22 | 3-4 | 4 | 26-1 | 36 | 9-8 | .464 | .390 | .854 |
| 2009 | South Bend (MID) | .258 | 117 | 387 | 62 | 100 | 21 | 3 | 3 | 38 | 2-2 | 5 | 61-0 | 55 | 13-7 | .351 | .365 | .716 |
| 2010 | Mobile (SOU) | .278 | 124 | 388 | 64 | 108 | 16 | 2 | 2 | 31 | 7-5 | 4 | 58-1 | 56 | 25-13 | .345 | .374 | .719 |
| 2011 | Mobile (SOU) | .270 | 120 | 381 | 58 | 103 | 19 | 1 | 3 | 41 | 5-11 | 7 | 54-1 | 65 | 15-11 | .349 | .362 | .711 |
| 2012 | Reno (PCL) | .344 | 108 | 419 | 95 | 144 | 30 | 9 | 1 | 73 | 7-6 | 5 | 74-1 | 54 | 32-8 | .465 | .442 | .907 |
| | ARIZONA (NL) | .191 | 30 | 68 | 1 | 13 | 4 | 0 | 0 | 7 | 0-0 | 0 | 5-0 | 6 | 0-0 | .250 | .247 | .497 |
| 2013 | Oklahoma City (PCL) | .299 | 70 | 268 | 42 | 80 | 13 | 4 | 5 | 30 | 1-3 | 7 | 31-0 | 37 | 16-6 | .433 | .382 | .815 |
| | HOUSTON (PCL) | .242 | 52 | 120 | 16 | 29 | 4 | 0 | 2 | 6 | 2-1 | 0 | 13-0 | 20 | 1-6 | .325 | .313 | .638 |
| 2014 | Sacramento (PCL) | .282 | 47 | 181 | 30 | 51 | 15 | 0 | 0 | 18 | 0-2 | 1 | 27-1 | 26 | 9-4 | .365 | .374 | .739 |
| | Louisville (INT) | .279 | 25 | 86 | 14 | 24 | 2 | 0 | 0 | 6 | 1-2 | 0 | 15-0 | 15 | 3-0 | .302 | .379 | .681 |
| | CINCINNATI (NL) | .182 | 5 | 11 | 0 | 2 | 0 | 0 | 0 | 0 | 0-0 | 0 | 1-0 | 4 | 0-0 | .182 | .250 | .432 |
| 2015 | Durham (INT) | .247 | 57 | 198 | 20 | 49 | 4 | 0 | 0 | 12 | 1-0 | 3 | 38-0 | 30 | 4-4 | .268 | .377 | .645 |
| | TAMPA BAY (AL) | .206 | 51 | 141 | 10 | 29 | 5 | 0 | 2 | 16 | 2-3 | 0 | 12-1 | 25 | 1-1 | .284 | .263 | .547 |
| 2016 | Colorado Springs (PCL) | .320 | 57 | 150 | 25 | 48 | 3 | 0 | 2 | 19 | 2-1 | 3 | 26-2 | 19 | 1-3 | .380 | .428 | .808 |
| | MILWAUKEE (NL) | .218 | 59 | 78 | 7 | 17 | 2 | 0 | 0 | 4 | 2-0 | 2 | 17 -1 | 17 | 2 -3 | .244 | .371 | .615 |
| Minor Totals | | .288 | 778 | 2637 | 448 | 760 | 138 | 22 | 19 | 290 | 29-36 | 39 | 410-7 | 393 | 139-65 | .379 | .387 | .766 |
| MAJOR TOTALS | | .215 | 197 | 418 | 34 | 90 | 15 | 0 | 4 | 33 | 6-4 | 2 | 48-2 | 72 | 4-10 | .280 | .297 | .577 |

HOME RUN BREAKDOWN

| Total | ONE GAME | | | | | | | | | | | |
|-------|----------|---|---|---|---|----|----|----|----|----|-----|-----|
| | H | A | 2 | 3 | 4 | GS | LO | XN | IP | PH | RHP | LHP |
| 4 | 3 | 1 | 0 | 0 | 0 | 0 | 0 | 0 | 0 | 0 | 2 | 2 |

TRANSACTIONS

- Selected by the Arizona Diamondbacks in the 34th round of the 2008 First-Year Player Draft.
- Claimed off waivers by the Houston Astros on November 1, 2013.
- Claimed off waivers by the Chicago White Sox on November 20, 2014.
- Traded to the Oakland Athletics in exchange for cash on February 27, 2014.
- On disabled list (strained left quad) from March 28-June 16, 2014.
- Claimed off waivers by the Cincinnati Reds on August 2, 2014.
- Claimed off waivers by the Pittsburgh Pirates on November 7, 2014.
- Signed by the Tampa Bay Rays on February 9, 2015.
- Signed by the Milwaukee Brewers on December 14, 2015.
- Signed by the Toronto Blue Jays on February 9, 2017.

GAME HIGHS

| | | | |
|------------------|-------------------------------------|-------------------------------|------------------------------------|
| ML Debut | Aug. 11, 2012 vs. WSH | Stolen Bases | 1 - 4x, last July 22, 2016 vs. CHC |
| Runs | 2 - 4x, last Sept. 4, 2016 at PIT | Last ML Home Run | June 27, 2015 vs. BOS |
| Hits | 2 - 19x, last July 26, 2016 vs. ARI | Longest Hitting Streak | 4G - 4x, last June 12-15, 2015 |
| Home Runs | 1 - 4x, last June 27, 2015 vs. BOS | Longest Hitless Streak | 19AB - June 27-July 12, 2015 |
| RBI | 4 - May 26, 2015 vs. SEA | | |



MILESTONES

| Category | Date | Opponent | Pitcher | Notes |
|--------------------|-----------------|--------------|------------------------|-----------|
| Hit | 1 Aug. 16, 2012 | at St. Louis | Lohse | single |
| Home Run | 1 July 6, 2013 | Texas | Scheppers | 1R |
| RBI | 1 Aug. 29, 2012 | Cincinnati | Latos | 1R double |
| Stolen Base | 1 Aug. 31, 2013 | Seattle | Saunders C-Quintero | 2nd base |

PROFESSIONAL CAREER:

- Has appeared in 197 Major League games and all nine defensive positions.
- Became the first player in Astros history to appear at all nine positions in 2013...Was just the 9th player in the modern era (since 1900) to accomplish the feat.
- Made his **MLB debut** on August 11, 2012 vs. the Nationals as a pinch-hitter (0-for-1, flyout).
- During his career in the minor leagues has walked 410 times compared to just 393 strikeouts.
- Was selected to both the Pacific Coast League's midseason and postseason All-Star teams in 2012 as he ranked among the league leaders in on-base percentage (2nd, .442), runs (3rd, 95), batting average (4th, .344) and walks (4th, 74).
- Set a Reno club record with a 31-game hitting streak from 5/20-6/24, 2012, batting .421 (56-for-133).
- Was a Southern League midseason All-Star in 2010 and a Pioneer League postseason All-Star in 2008.

SEASONS IN WHICH TORONTO WAS THE 1ST TEAM TO SCORE 500 RUNS, MAJORS

| YEAR | DATE | GAME # |
|------|---------|--------|
| 2003 | June 28 | 81 |
| 1986 | July 20 | 94 |
| 2015 | July 21 | 95 |
| 2012 | July 28 | 100 |





ESTRADA

MARCO

25
PITCHER

BIRTHDATE July 5, 1983
 OPENING DAY AGE 33
 BIRTHPLACE Sonora, MEX
 RESIDENCE Peoria, AZ
 TWITTER NA

BATS/THROWS R/R
 HEIGHT/WEIGHT 6-0/180
 CONTRACT STATUS signed thru 2017
 M.L. SERVICE 7.035
 OPTIONS USED 2 of 3

PERSONAL:

- Marco Rene Estrada
- Graduated from Sylmar (CA) High School
- Attended Glendale Community College before transferring to Long Beach State University.
- Participated in the Blue Jays Winter Tour in 2017.

LAST SEASON:

- Registered his first career complete game in Game 1 of the ALCS, despite losing 2-0 to CLE... It was the 5th time he worked 8.0+IP this season & 2nd time during this postseason (last: GM 1 of LDS vs. TEX – 8.1 IP)...Joined Jack Morris as the only Blue Jays with a postseason CG, both losses.
- Earned the win in Game 1 of the LDS at Texas...Took a shutout into the 9th before allowing a leadoff triple to Andrus who would score on a groundout...Finished with 8.1 innings of four-hit ball.
- Became the first pitcher in club history to strikeout the first five batters of a game Sept. 14 vs. TB.
- Allowed a career-high 10 hits (2nd time) and season-high 6ER in an 8-2 loss, Aug. 24 vs. LAA...Was the first time to allow more than 2ER at home in 2016 and most since June 15, 2014 vs. CIN (span of 26 starts)...Gave up 22 hits over three starts from Aug. 9-24 (14 innings), the most he allowed in any three start stretch as a Blue Jay.
- Despite a 12-6 team win at NYY on Aug. 16, allowed 5ER & 3HR over 4.0 IP... Was only the 2nd time in his then 49 starts with TOR that he allowed 3-HR in a start (both at NYY, last: Sept. 12, 2015)...The 5ER snapped a streak of 13 consecutive starts with 3ER or less.
- Activated from the 15-day DL on July 22...On that day had his streak of 13 straight games with five hits or less allowed snapped...The seven hits allowed were his most given up since April 16 at BOS (8)...Suffered his second consecutive loss despite surrendering only two earned runs over 6.0 IP...Hit his first batter since Oct. 3, 2015 at TB...Would later hit a second batter, marking the first time to hit multiple batters in his career.
- Named to his first ever All-Star Game on July 5...Did not participate in the game due to being placed on the 15-day disabled list on July 6 (retro to July 3) with back discomfort.
- Had his MLB record of 12 consecutive starts in which he held opponents to five hits or less, while recording 6+ innings snapped July 2 after labouring through 5.0 IP...Would later be placed on the DL due to back discomfort.
- Extended his streak to 12 consecutive games in which he gave up five hits or fewer, while tossing at least 6.0 innings on June 27 at COL.
- Became the first pitcher in MLB history to record 11 consecutive starts allowing five hits or less with at least 6.0 IP of work June 21 vs. ARI (previous was 10 shared by Jake Arrieta-2014, Johnny Cueto-2013-14 & Johan Santana-2004).
- Carried no-hitters into the 8th inning in consecutive starts on June 19, 2015 vs. Bal and June 24, 2015 at TB...Became the 1st pitcher to take a no hitter into the 8th in consecutive starts since Dave Stieb (TOR) on Sept. 24-30, 1988.
- On June 5 held the Red Sox hitless into the 8th inning before allowing a one-out solo homer to Chris Young after retiring 20 consecutive batters faced...Became the first Jays starting pitcher to throw at least 8.0 IP and allow no more than 2 runs at Fenway Park since Roy Halladay on Sept. 30, 2009...Was the 3rd time in his then last 31 starts to take a no-hitter into the 8th inning.
- Defeated the Yankees on May 30 (4-2) with eight shutout innings...Limited them to three hits, becoming the 2nd Blue Jays pitcher ever to beat the Yankees twice in a five-day span, matching Dave Stieb in 1982.
- Made his 100th career start on April 10 vs. BOS - season debut (won, 7.0 IP, 0ER).
- Began the season on the 15-day DL (back soreness)...Returned from the DL on April 10.

LOWEST OPPONENTS BATTING AVERAGE (2015-2016), MAJORS

| | |
|-------------------------|-------------|
| 1. Jake Arrieta | .189 |
| 2. Clayton Kershaw | .190 |
| 3. Marco Estrada | .203 |
| 4. Max Scherzer | .203 |
| 5. Justin Verlander | .215 |

LOWEST HITS/9 INNINGS (2016), MAJORS

| | |
|-------------------------|-------------|
| 1. Jake Arrieta | 6.29 |
| 2. Max Scherzer | 6.50 |
| 3. Kyle Hendriks | 6.73 |
| 4. Marco Estrada | 6.75 |
| 5. Justin Verlander | 6.76 |

LOWEST BABIP (2015-2016), MAJORS

| | |
|-------------------------|-------------|
| 1. Marco Estrada | .225 |
| 2. Jake Arrieta | .245 |
| 3. Hector Santiago | .258 |
| 4. Masahiro Tanaka | .261 |
| 5. Justin Verlander | .261 |



| Year | Club & League | W-L | ERA | G | GS | CG | ShO | SV | IP | H | R | ER | HR | HB | BB-IBB | SO | WP | BK | OBA |
|-----------------------|---------------------|-------------|-------|-----------|-----------|----|-----|----|--------------|-----|-----|-----|-----------|----|-------------|------------|----|----|------|
| 2005 | Vermont Lake (NYP) | 1-3 | 5.08 | 9 | 6 | 0 | 0 | 1 | 33.2 | 31 | 21 | 19 | 4 | 3 | 16-0 | 37 | 1 | 0 | .231 |
| 2006 | Nationals (GCL) | 2-0 | 1.52 | 5 | 4 | 0 | 0 | 0 | 23.2 | 14 | 4 | 4 | 1 | 0 | 6-0 | 27 | 0 | 0 | .165 |
| | Savannah Sand (SAL) | 1-4 | 5.59 | 8 | 8 | 0 | 0 | 0 | 37.0 | 44 | 23 | 23 | 6 | 4 | 14-0 | 29 | 2 | 0 | .301 |
| 2007 | Hagerstown (SAL) | 1-5 | 5.25 | 8 | 8 | 0 | 0 | 0 | 36.0 | 39 | 24 | 21 | 4 | 1 | 17-0 | 35 | 0 | 0 | .279 |
| | Nationals (GCL) | 0-0 | 3.18 | 4 | 4 | 0 | 0 | 0 | 11.1 | 19 | 6 | 4 | 1 | 1 | 3-0 | 13 | 0 | 0 | .365 |
| | Potomac (Caro) | 5-3 | 4.94 | 11 | 11 | 0 | 0 | 0 | 58.1 | 67 | 32 | 32 | 7 | 0 | 17-0 | 54 | 0 | 1 | .291 |
| 2008 | Harrisburg (East) | 6-3 | 2.66 | 13 | 13 | 1 | 1 | 0 | 74.1 | 62 | 27 | 22 | 5 | 2 | 32-1 | 67 | 0 | 0 | .223 |
| | Columbus (INT) | 3-3 | 3.58 | 12 | 12 | 0 | 0 | 0 | 65.1 | 73 | 28 | 26 | 3 | 4 | 21-1 | 52 | 0 | 1 | .287 |
| | WASHINGTON (NL) | 0-0 | 7.82 | 11 | 0 | 0 | 0 | 0 | 12.2 | 17 | 13 | 11 | 4 | 2 | 5-1 | 10 | 0 | 0 | .304 |
| 2009 | Syracuse (Int) | 9-5 | 3.63 | 27 | 25 | 0 | 0 | 0 | 136.1 | 133 | 61 | 55 | 10 | 1 | 33-2 | 98 | 5 | 2 | .256 |
| | WASHINGTON (NL) | 0-1 | 6.14 | 4 | 1 | 0 | 0 | 0 | 7.1 | 6 | 6 | 5 | 1 | 0 | 4-0 | 9 | 1 | 0 | .214 |
| 2010 | Nashville (PCL) | 1-2 | 3.15 | 7 | 7 | 0 | 0 | 0 | 40.0 | 30 | 15 | 14 | 1 | 0 | 11-0 | 33 | 0 | 0 | .208 |
| | MILWAUKEE (NL) | 0-0 | 9.53 | 7 | 1 | 0 | 0 | 0 | 11.1 | 14 | 13 | 12 | 3 | 1 | 6-0 | 13 | 2 | 0 | .280 |
| 2011 | MILWAUKEE (NL) | 4-8 | 4.08 | 43 | 7 | 0 | 0 | 0 | 92.2 | 83 | 45 | 42 | 11 | 2 | 29-2 | 88 | 4 | 2 | .243 |
| 2012 | Nashville (PCL) | 0-0 | 1.13 | 2 | 2 | 0 | 0 | 0 | 8.0 | 7 | 1 | 1 | 0 | 0 | 5-0 | 5 | 0 | 1 | .241 |
| | MILWAUKEE (NL) | 5-7 | 3.64 | 29 | 23 | 0 | 0 | 0 | 138.1 | 129 | 62 | 56 | 18 | 0 | 29-0 | 143 | 4 | 1 | .247 |
| 2013 | Wisconsin (Mid) | 0-1 | 20.25 | 1 | 1 | 0 | 0 | 0 | 2.2 | 8 | 6 | 6 | 1 | 0 | 1-0 | 5 | 1 | 0 | .500 |
| | AZL (AZL) | 0-0 | 3.38 | 1 | 1 | 0 | 0 | 0 | 2.2 | 3 | 1 | 1 | 0 | 0 | 0-0 | 4 | 1 | 0 | .273 |
| | Nashville (PCL) | 0-0 | 6.75 | 1 | 1 | 0 | 0 | 0 | 2.2 | 3 | 2 | 2 | 0 | 0 | 2-0 | 2 | 0 | 0 | .273 |
| | MILWAUKEE (NL) | 7-4 | 3.87 | 21 | 21 | 0 | 0 | 0 | 128.0 | 109 | 56 | 55 | 19 | 2 | 29-0 | 118 | 3 | 0 | .229 |
| 2014 | MILWAUKEE (NL) | 7-6 | 4.36 | 39 | 18 | 0 | 0 | 0 | 150.2 | 137 | 77 | 73 | 29 | 3 | 44-0 | 127 | 2 | 1 | .241 |
| 2015 | TORONTO (AL) | 13-8 | 3.13 | 34 | 28 | 0 | 0 | 0 | 181.0 | 134 | 67 | 63 | 24 | 5 | 55-2 | 131 | 2 | 0 | .203 |
| 2016 | TORONTO (AL) | 9-9 | 3.48 | 29 | 29 | 0 | 0 | 0 | 176.0 | 132 | 73 | 68 | 23 | 4 | 65-1 | 165 | 5 | 0 | .203 |
| Minor Totals | | 29-29 | 3.89 | 109 | 103 | 1 | 1 | 1 | 532.0 | 533 | 251 | 230 | 43 | 16 | 178-4 | 461 | 10 | 5 | .260 |
| TORONTO TOTALS | | 22-17 | 3.30 | 63 | 57 | 0 | 0 | 0 | 357.0 | 266 | 140 | 131 | 47 | 9 | 120-3 | 296 | 7 | 0 | .203 |
| MAJOR TOTALS | | 45-43 | 3.86 | 217 | 128 | 0 | 0 | 0 | 898.0 | 761 | 412 | 385 | 132 | 19 | 266-6 | 804 | 23 | 4 | .227 |

DIVISION SERIES RECORD

| Year | Club & Opp. | W-L | ERA | G | GS | CG | ShO | SV | IP | H | R | ER | HR | HB | BB-IBB | SO | WP | BK |
|---------------|-------------|-----|------|---|----|----|-----|----|------|----|---|----|----|----|--------|----|----|----|
| 2011 | MIL vs. ARI | 0-0 | 0.00 | 2 | 0 | 0 | 0 | 0 | 3.0 | 3 | 0 | 0 | 0 | 0 | 0-0 | 5 | 0 | 0 |
| 2015 | TOR vs. TEX | 1-0 | 1.42 | 1 | 1 | 0 | 0 | 0 | 6.1 | 5 | 1 | 1 | 0 | 0 | 0-0 | 4 | 0 | 0 |
| 2016 | TOR vs. TEX | 1-0 | 1.08 | 1 | 1 | 0 | 0 | 0 | 8.1 | 4 | 1 | 1 | 0 | 0 | 0-0 | 6 | 0 | 0 |
| TOTALS | | 2-0 | 1.02 | 4 | 2 | 0 | 0 | 0 | 17.2 | 12 | 2 | 2 | 0 | 0 | 0-0 | 15 | 0 | 0 |

LEAGUE CHAMPIONSHIP SERIES RECORD

| Year | Club & Opp. | W-L | ERA | G | GS | CG | ShO | SV | IP | H | R | ER | HR | HB | BB-IBB | SO | WP | BK |
|---------------|-------------|-----|-------|---|----|----|-----|----|------|----|----|----|----|----|--------|----|----|----|
| 2011 | MIL vs. ARI | 0-0 | 12.00 | 2 | 0 | 0 | 0 | 0 | 3.0 | 4 | 4 | 4 | 0 | 0 | 2-0 | 4 | 1 | 0 |
| 2015 | TOR vs. KC | 1-1 | 2.77 | 2 | 2 | 0 | 0 | 0 | 13.0 | 9 | 4 | 4 | 2 | 0 | 1-0 | 11 | 0 | 0 |
| 2016 | TOR vs. CLE | 0-2 | 2.57 | 2 | 2 | 0 | 0 | 0 | 14.0 | 11 | 5 | 4 | 3 | 0 | 1-0 | 13 | 0 | 0 |
| TOTALS | | 1-3 | 3.60 | 6 | 4 | 0 | 0 | 0 | 30.0 | 24 | 13 | 12 | 5 | 0 | 4-0 | 28 | 1 | 0 |

ALL-STAR GAME RECORD

| Year | Club & Opp. | W-L | ERA | G | GS | CG | ShO | SV | IP | H | R | ER | HR | HB | BB-IBB | SO | WP | BK |
|------|-------------|-----|-----|---|----|----|-----|----|----|---|---|----|----|----|--------|----|----|----|
| 2016 | TOR at SD | | | | | | | | | | | | | | | | | |
| | | | | | | | | | | | | | | | | | | |

injured - Did Not Play

WORLD BASEBALL CLASSIC

| Year | Club & Opp. | W-L | ERA | G | GS | CG | ShO | SV | IP | H | R | ER | HR | HB | BB-IBB | SO | WP | BK |
|------|-------------|-----|-------|---|----|----|-----|----|-----|---|---|----|----|----|--------|----|----|----|
| 2013 | Mexico | 0-1 | 12.00 | 1 | 1 | 0 | 0 | 0 | 3.0 | 7 | 4 | 4 | 0 | 0 | 0-0 | 2 | 0 | 0 |

TRANSACTIONS

- Selected by the Washington Nationals in the 6th round of the 2005 First Year Player Draft
- Claimed off waivers by the Milwaukee Brewers on February 3, 2010
- On disabled list (right shoulder fatigue) from June 4-remainder of season, 2010
- On disabled list (right quadriceps strain) from May 25-June 26, 2012
- On disabled list (strained left hamstring) from June 5-August 7, 2013
- Traded to the Toronto Blue Jays in exchange for INF Adam Lind on November 1, 2014
- On disabled list (back soreness) from April 3-10, 2016
- On disabled list (back soreness) from July 3-21, 2016



GAME HIGHS

| | | | |
|-------------------------|-------------------------------------|---------------------------------|-------------------------------------|
| ML Debut | Aug. 20, 2008 at PHI | ER Allowed | 8 - May 5, 2013 vs. STL |
| Innings Pitched: | | HR Allowed | 4 - May 23, 2014 at MIA |
| Starter | 8.2 - June 24, 2015 at TB | Low Hit CG | None |
| Reliever | 5.2 - July 19, 2014 at WSH | Last Win | Sept. 19, 2016 at SEA |
| Walks: | | Last Save | None |
| Starter | 5 - May 5, 2013 vs. STL | Last CG | None |
| Reliever | 3 - June 28, 2011 at NYY | Last Sho | None |
| Strikeouts: | | Last Start | Sept. 30, 2016 at BOS |
| Starter | 12 - June 26, 2012 at CIN | Last Relief App. | April 28, 2015 at BOS |
| Reliever | 4 - 8x, last Sept. 8, 2014 vs. MIA | Longest Win Streak | 4G - 2x, last May 25-June 15, 2016 |
| Hits Allowed | 10 - 2x, last Aug. 24, 2016 vs. LAA | Longest Losing Streak | 5G - 2x, last April 28-Aug. 5, 2012 |
| | | Scoreless Innings Streak | 16.2 - Sept. 6-19, 2012 |

MILESTONES

| Category | Date | Opponent | Notes |
|----------------------------|--------------------|---------------|--|
| Start | 1 Sept. 12, 2009 | at Florida | L - 2.1 IP, 3H, 5ER, HR, 3BB, 4K |
| | 100 April 10, 2016 | Boston | W - 7.0 IP, 5H, 2BB, 8K |
| Win | 1 April 6, 2011 | Atlanta | as a starter - 6.0 IP, 8H, 4ER, HR, BB, 4K |
| 10+ Strikeout Games | | | |
| | 1 June 26, 2012 | at Cincinnati | 12 strikeouts |
| | 2 July 14, 2012 | Pittsburgh | 11 strikeouts |
| | 3 Sept. 1, 2012 | Pittsburgh | 10 strikeouts |
| | 4 Sept. 29, 2012 | Houston | 11 strikeouts |
| | 5 June 24, 2015 | at Tampa Bay | 10 strikeouts |

PROFESSIONAL CAREER:

- In six postseason starts, all with TOR, has posted a 2.16 ERA (10ER/41.2) while holding the opposition to a .195 AVG... Has the lowest ERA in the postseason by any TOR pitcher with at least 35.0 IP (next closest is Juan Guzman - 2.44)... His .195 opposition average in the playoffs also ranks as the best mark by a Blue Jays pitcher (min. 60 batters faced) in franchise history.
- He now has 0.84 WHIP in the playoffs, which ranks 3rd all-time among any player in MLB... Among starting pitchers, only Monte Pearson (0.73) and Roy Halladay (0.74) have a lower postseason WHIP than Estrada (0.84).
- Made his first career postseason start in game three of the 2015 ALDS at TEX, allowing one run over 6.1 innings pitched...Became the 9th Toronto starter in postseason history to work that many innings while allowing one earned run or less and only the second to do so without issuing a walk...The only other Blue Jays pitcher to throw that many innings without walking a batter was Jimmy Key in game four of the 1992 World Series vs. ATL.
- In that outing vs. TEX, LHH missed on 10 of 22 swings (45.5%), representing his highest single-game miss percentage in two years (minimum 10 LHH faced).
- Among starters in the 2015 postseason, ranked 1st with a 2.33 ERA (minimum 15.0 IP) and 3rd with a .194 opponents' average.
- His 2.33 ERA in the 2015 playoffs is the 2nd lowest ERA in the postseason in Blue Jays history behind Juan Guzman's mark of 1.71 set in 1992...Also ranks 2nd in opposition average (.194) behind Dave Stieb's .159 which was set in 1985.
- Became the first Blue Jays starter to throw 7.0 consecutive scoreless innings in a postseason game since Jimmy Key in game four of the 1992 World Series.
- His .203 opponents' average led the AL in 2015, ahead of Dallas Keuchel at .217, while ranking 4th in MLB...Limited the opposition to a .183 average following the All-Star break, also 1st in MLB.
- In 2015, posted a .217 BABIP, .015 better than runner-up Zack Greinke for the best figure in MLB...The .217 BABIP was the best total in the Majors since Jeff Robinson posted a .209 figure for the Tigers in 1988.
- Went 12-5 with a 2.92 ERA (3rd in AL) in 23 starts following June 1, 2015...The 12 wins ranked 3rd (David Price-14) in the AL over that span.
- Set career-highs in pitches over two consecutive starts (June 19-24, 2015), totalling 247.
- Didn't allow a baserunner until Logan Forsythe's infield single with one out in the 8th inning at TB on June 24, 2015... Had a no-hitter broken up in the 8th inning in his previous start, (June 19 vs. BAL)...Became the 1st Blue Jays pitcher to take a no-hitter into the 8th in consecutive starts since Dave Stieb (TOR) on Sept. 24-30, 1988...Reached double-digit SO for the 5th time in his career, 1st with TOR...Only other pitchers in club history with 10+SO, 0-BB & 2H or less are Roy Halladay (May 29, 2005 vs. MIN), Roger Clemens (Sept. 7, 1997 vs. TEX) & Dave Stieb (Aug 4, 1989 vs. NYY)... Threw a career-high 129 pitches, most in the ML since A.J. Burnett on July 23, 2014 vs. SF (131) & most by a Blue Jay since Brandon Morrow on Aug 8, 2010 vs. TB (137), when he was one from a no-hitter.
- Allowed a Major League-leading 29 HR (27 as a starter) in 2014.
- Was voted Brewers Pitcher of the Month for August (2-0, 2.61) and September (1-0, 1.63) in 2013... Was voted Brewers Pitcher of the Month for September/October (3-2, 2.63) in 2012.
- Participated in the 2013 World Baseball Classic for Team Mexico.... Took a 10-3 loss in his only start in the WBC on March 9 vs. Team Canada.
- Was named Brewers Unsung Hero as voted on by members of the Milwaukee Chapter of the Baseball Writers Association of America in 2013.
- Recorded his first Major League win in a 5-4 victory on April 6, 2011 vs. Atlanta (6IP, 4ER).
- Made his **Major League debut** on Aug. 20 at Philadelphia, tossing 2.0 scoreless innings.
- Pitched for the Waikiki Beach Boys of the Hawaiian Winter League following the 2006 season.





FLOYD GAVIN

39
PITCHER

BIRTHDATE January 27, 1983
 OPENING DAY AGE 34
 BIRTHPLACE Annapolis, MD
 RESIDENCE New Port Richey, FL
 TWITTER @GFloyd34

BATS/THROWS R/R
 HEIGHT/WEIGHT 6-4/212
 CONTRACT STATUS signed thru 2017
 M.L. SERVICE 10.045
 OPTIONS USED 3 of 3

NON-ROSTER

PERSONAL:

- Gavin Christopher Floyd.
- 2001 graduate of Mount St. Joseph High School in Baltimore, MD (same high school as Mark Teixeira)... Was 8-2 with a 1.11 E RA and 103 strikeouts in 10 games as a senior.
- Was ranked by Baseball America as the second closest to the Majors and having the Best Breaking Ball among high school athletes.
- Brother, Michael, was selected by St. Louis in the 22nd round of the 2001 draft.
- Was active in the community with the Sox participating regularly with the White Sox Volunteer Corps...In 2011, donated \$21,000 to Florida resident Tim Smith for a new pair of prosthetic legs.

LAST SEASON:

- On June 28, it was determined that he had torn his right lat muscle and would miss 8-12 weeks recovering...Remained on the disabled list for the rest of the season.
- Left the game against the White Sox on June 25 with a shoulder injury, and was placed on the 15-day disabled list after the game.
- May 28 vs. BOS won his 2nd game (1.0, ER, HR) despite surrendering a go-ahead HR to David Ortiz in the 9th inning.
- On May 6 vs. LAD, recorded his 2nd career victory as a reliever (1.0 IP)...His last win coming out of the bullpen occurred back on Sept. 19, 2004 vs. MON.
- On Feb. 6, signed a one-year, Major League contract with the Toronto Blue Jays

Bold – career high; Red – league high

| Year | Club & League | W-L | ERA | G | GS | CG | ShO | SV | IP | H | R | ER | HR | HB | BB-IBB | SO | WP | BK | OB |
|------|-------------------------|--------------|-------|-----------|-----------|----------|-----|----|--------------|------|-----|-----|-----------|----|-------------|------------|----|----|-----|
| 2002 | Lakewood (SAL) | 11-10 | 2.77 | 27 | 27 | 3 | 0 | 0 | 166.0 | 119 | 59 | 51 | 13 | 8 | 64-0 | 140 | 14 | 0 | 200 |
| 2003 | Clearwater (FSL) | 7-8 | 3.00 | 24 | 20 | 1 | 1 | 0 | 138.0 | 128 | 61 | 46 | 9 | 7 | 45-0 | 115 | 6 | 0 | 247 |
| 2004 | Reading (East) | 6-6 | 2.57 | 20 | 20 | 2 | 1 | 0 | 119.0 | 93 | 39 | 34 | 5 | 9 | 46-1 | 94 | 1 | 2 | 216 |
| | Scranton/W. Barre (Int) | 1-3 | 4.99 | 5 | 5 | 0 | 0 | 0 | 30.2 | 39 | 20 | 17 | 4 | 3 | 9-0 | 18 | 3 | 0 | 315 |
| 2004 | PHILADELPHIA (NL) | 2-0 | 3.49 | 6 | 4 | 0 | 0 | 0 | 28.1 | 25 | 11 | 11 | 1 | 5 | 16-0 | 24 | 1 | 1 | 240 |
| 2005 | Scranton/W. Barre (Int) | 6-9 | 6.16 | 24 | 23 | 0 | 0 | 0 | 137.1 | 155 | 103 | 94 | 11 | 19 | 66-1 | 97 | 10 | 0 | 290 |
| | PHILADELPHIA (NL) | 1-2 | 10.04 | 7 | 4 | 0 | 0 | 0 | 26.0 | 30 | 31 | 29 | 5 | 3 | 16-2 | 17 | 2 | 0 | 283 |
| 2006 | Scranton/W. Barre (Int) | 7-4 | 4.23 | 17 | 17 | 2 | 0 | 0 | 115.0 | 117 | 57 | 54 | 9 | 9 | 38-0 | 85 | 7 | 1 | 267 |
| | PHILADELPHIA (NL) | 4-3 | 7.29 | 11 | 11 | 1 | 1 | 1 | 54.1 | 70 | 48 | 44 | 14 | 3 | 32-3 | 34 | 2 | 0 | 315 |
| 2007 | Charlotte (Int) | 7-3 | 3.12 | 17 | 17 | 0 | 0 | 0 | 106.2 | 93 | 39 | 37 | 9 | 6 | 35-0 | 96 | 3 | 1 | 234 |
| | CHICAGO (AL) | 1-5 | 5.27 | 16 | 10 | 0 | 0 | 0 | 70.0 | 85 | 45 | 41 | 17 | 6 | 19-0 | 49 | 1 | 0 | 299 |
| 2008 | CHICAGO (AL) | 17-8 | 3.84 | 33 | 33 | 1 | 0 | 0 | 206.1 | 190 | 107 | 88 | 30 | 9 | 70-6 | 145 | 9 | 0 | 241 |
| 2009 | CHICAGO (AL) | 11-11 | 4.06 | 30 | 30 | 1 | 0 | 0 | 193.0 | 178 | 93 | 87 | 21 | 2 | 59-4 | 163 | 8 | 0 | 244 |
| 2010 | CHICAGO (AL) | 10-13 | 4.08 | 31 | 31 | 1 | 0 | 0 | 187.1 | 199 | 92 | 85 | 14 | 6 | 58-4 | 151 | 9 | 1 | 274 |
| 2011 | CHICAGO (AL) | 12-13 | 4.37 | 31 | 30 | 1 | 0 | 0 | 193.2 | 180 | 97 | 94 | 22 | 11 | 45-2 | 151 | 12 | 1 | 247 |
| 2012 | CHICAGO (AL) | 12-11 | 4.29 | 29 | 29 | 0 | 0 | 0 | 168.0 | 166 | 84 | 80 | 22 | 14 | 63-2 | 144 | 8 | 0 | 259 |
| 2013 | CHICAGO (AL) | 0-4 | 5.18 | 5 | 5 | 0 | 0 | 0 | 24.1 | 27 | 15 | 14 | 4 | 0 | 12-1 | 25 | 1 | 0 | 287 |
| 2014 | Mississippi (Sou) | 0-1 | 7.71 | 1 | 1 | 0 | 0 | 0 | 4.2 | 4 | 5 | 4 | 0 | 1 | 1-0 | 6 | 1 | 0 | 222 |
| | Gwinnett (Int) | 1-1 | 3.26 | 5 | 5 | 0 | 0 | 0 | 19.1 | 17 | 8 | 7 | 3 | 1 | 9-0 | 11 | 1 | 0 | 239 |
| | ATLANTA (NL) | 2-2 | 2.65 | 9 | 9 | 0 | 0 | 0 | 54.1 | 55 | 23 | 16 | 6 | 3 | 13-0 | 45 | 6 | 0 | 266 |
| 2015 | AZL (AZL) | 0-0 | 8.31 | 2 | 2 | 0 | 0 | 0 | 4.1 | 7 | 4 | 4 | 1 | 0 | 1-0 | 8 | 0 | 0 | 368 |
| | Akron (East) | 0-1 | 16.87 | 1 | 1 | 0 | 0 | 0 | 2.2 | 5 | 5 | 5 | 2 | 0 | 1-0 | 3 | 0 | 0 | 385 |
| | CLEVELAND (AL) | 0-0 | 2.70 | 7 | 0 | 0 | 0 | 0 | 13.1 | 11 | 4 | 4 | 0 | 1 | 4-0 | 7 | 1 | 0 | 220 |
| 2016 | TORONTO (AL) | 2-4 | 4.06 | 28 | 0 | 0 | 0 | 0 | 31.0 | 23 | 14 | 14 | 4 | 3 | 8-1 | 30 | 4 | 0 | 205 |
| | Minor Totals | 46-46 | 3.77 | 143 | 138 | 8 | 2 | 0 | 843.2 | 777 | 400 | 353 | 66 | 63 | 315-2 | 673 | 46 | 5 | 246 |
| | MAJOR TOTALS | 74-76 | 4.37 | 243 | 196 | 5 | 1 | 0 | 1250.0 | 1239 | 664 | 607 | 160 | 66 | 415-25 | 985 | 64 | 3 | 258 |

DIVISION SERIES RECORD

| Year | Club & Opp. | W-L | ERA | G | GS | CG | ShO | SV | IP | H | R | ER | HR | HB | BB-IBB | SO | WP | BK |
|------|-------------|-----|-------|---|----|----|-----|----|-----|---|---|----|----|----|--------|----|----|----|
| 2008 | CWS vs. TB | 0-1 | 12.00 | 1 | 1 | 0 | 0 | 0 | 3.0 | 5 | 4 | 4 | 2 | 0 | 2-0 | 4 | 0 | 0 |

BIOGRAPHIES

LAST SEASON

HISTORY

RECORDS

OPPONENTS

PLAYER DEV.

MEDIA & MISC.



TRANSACTIONS

- Selected by the Philadelphia Phillies in the 1st round (4th overall) of the 2001 First Year Player Draft
- Traded to the Chicago White Sox along with LHP Gio Gonzalez in exchange for RHP Freddy Garcia on December 6, 2006
- On disabled list (right elbow tendinitis) from July 8-23, 2012
- On disabled list (right elbow flexor strain) from August 27-September 12, 2012
- On disabled list (right elbow surgery) from April 28-remainder of season, 2013
- Signed by the Atlanta Braves on December 16, 2013
- On disabled list (recovery from right elbow surgery) from March 21-May 4, 2014
- On disabled list (fractured right elbow) from June 20-remainder of season, 2014
- Signed by the Cleveland Indians on December 16, 2014
- On disabled list (right elbow surgery) from April 4-September 1, 2015
- Signed by the Toronto Blue Jays on February 6, 2016
- On disabled list (torn right lat muscle) from June 26-remainder of season, 2016

GAME HIGHS

| | | | |
|-------------------------|------------------------------------|---------------------------------|-----------------------------------|
| ML Debut | Sept. 3, 2004 vs. NYM | ER Allowed | 10 - Aug. 3, 2011 vs. NYY |
| Innings Pitched: | | HR Allowed | 4 - 3x, last June 2, 2012 vs. SEA |
| Starter | 9.0 - May 23, 2008 vs. LAA | Low Hit CG | 2 - May 11, 2006 vs. NYM (5.0 IP) |
| Reliever | 4.0 - Sept. 25, 2004 at MON | Last Win | May 28, 2016 vs. BOS |
| Walks: | | Last Save | None |
| Starter | 7 - 2x, last April 13, 2009 at DET | Last CG | June 15, 2011 at MIN |
| Reliever | 5 - Sept. 19, 2004 vs. MON | Last ShO | May 11, 2006 vs. NYM (5.0 IP) |
| Strikeouts: | | Last Start | June 19, 2014 at WSH |
| Starter | 11 - Sept. 5, 2009 vs. BOS | Last Relief App. | June 25, 2016 at CWS |
| Reliever | 4 - Sept. 25, 2004 at MON | Longest Win Streak | 5G - July 30-Aug. 31, 2008 |
| Hits Allowed | 13 - 2x, last Sept. 9, 2010 at DET | Longest Losing Streak | 4G - 3x, last April 4-27, 2013 |
| | | Scoreless Innings Streak | 20.0 - July 16-Aug. 1, 2010 |

MILESTONES

| Category | Date | Opponent | Notes |
|----------------------------|------------------|------------------|---------------------------------------|
| Start | 1 Sept. 3, 2004 | New York (NL) | W, 7.0, 4H, ER, HR, 4BB, 5K |
| | 100 May 16, 2010 | Kansas City | L, 6.0, 10H, 5ER, BB, 4K |
| Win | 1 Sept. 3, 2004 | New York (NL) | ML debut, W, 7.0, 4H, ER, HR, 4BB, 5K |
| ShO | 1 May 11, 2006 | New York (NL) | 5.0, 4H, 4BB, 2K |
| 10+ Strikeout Games | 1 June 30, 2008 | Cleveland | 10 strikeouts |
| | 2 July 30, 2009 | New York (AL) | 10 strikeouts |
| | 3 Sept. 5, 2009 | Boston | 11 strikeouts |
| | 4 April 26, 2011 | at New York (AL) | 10 strikeouts |
| | 5 Sept. 25, 2011 | Kansas City | 10 strikeouts |

PROFESSIONAL CAREER:

- Reported to 2015 spring training healthy with the Indians before suffering a re-fracture of his right elbow (olecranon - prominent bone of the elbow joint) on March 10 after feeling persistent soreness in the elbow after a series of bullpen.
- Underwent surgery on March 16, 2015 at the Cleveland Clinic (Dr. Thomas Graham).
- Made his return to the Majors after over 14 months off on September 2, 2015 at Toronto with a perfect 7th inning and tossed 2.0IP shutout innings in Detroit on Sept. 5.
- Underwent Tommy John surgery in May of 2013...Suffered a fractured olecranon (elbow) in June of 2014 and March of 2015...Has not been on DL prior to 2012.
- Carried near-nohitters against Detroit on April 12, 2008 (7.1IP) and Minnesota on May 6, 2008 (8.1IP)...Has held an opponent hitless through six innings on four separate occasions. (June 13, 2010 at CHC - 6.2IP & April 29, 2012 vs. BOS- 6.1IP).
- Reached double digits in wins for five consecutive seasons between (2008-12), joining James Shields, Justin Verlander and Jered Weaver as the only four AL pitchers to accomplish the feat.
- Was named AL Player of the Month for July in 2010 after going 3-1 with an MLB-best best 0.80 ERA (3 ER 33.2 IP) in five starts...Threw a career-high 20.0 consecutive scoreless IP from July 16-Aug. 1.
- Led the White Sox with a career-high 17 wins in 2008, his first full season in the Major Leagues.
- From 2008-2012 recorded 102 GIDP's, 4th most in the AL...His .252 opp. avg. was 12th best and 153 starts, 5th...Allowed 109 home runs, 5th most in the AL during that span.
- Picked up the victory on three days rest, Sept. 29 vs. Detroit (1 ER/ 6.0 IP), forcing a one-game playoff with Minnesota.
- Won his **Major League debut** on Sept. 3, 2004 vs. the Mets (7.0 IP/1 ER).
- Collected his first Major League hit (single off Jeff Suppan) on April 9, 2005.





GIRODO CHAD

73
PITCHER

BIRTHDATE February 6, 1991
 OPENING DAY AGE 26
 BIRTHPLACE Decatur, AL
 RESIDENCE Hartselle, AL
 TWITTER @cgirodo18

BATS/THROWS L/L
 HEIGHT/WEIGHT 6-1/195
 CONTRACT STATUS signed thru 2017
 M.L. SERVICE 0.043
 OPTIONS USED 1 of 3

PERSONAL:

- Chad Alan Girodo.
- Attended Mississippi State University...Was a two-time SEC Academic Honor Roll selection.

LAST SEASON:

- On April 22 vs. OAK made his **Major League debut**, tossing 2.0 scoreless innings after being called up from Buffalo (AAA).
- Spent the majority of the season with Buffalo (AAA), appearing in 29 games...Allowed 15 earned runs over 35.2 IP (3.79 ERA) with opponents hitting .321 off of him.
- Posted a 2.08 ERA (5ER/21/1 IP) over his first 18 games of the year with the Bisons before allowing 10 earned runs in 13.0 IP in August.

Bold – career high; Red – league high

| Year | Club & League | W-L | ERA | G | GS | CG | ShO | SV | IP | H | R | ER | HR | HB | BB-IBB | SO | WP | BK | OBA |
|---------------------|---------------------|------|------|-----|----|----|-----|----|-------|-----|----|----|----|----|--------|-----|----|----|------|
| 2013 | Lansing (MID) | 1-1 | 4.18 | 14 | 0 | 0 | 0 | 0 | 23.2 | 21 | 11 | 11 | 0 | 0 | 5-0 | 24 | 1 | 0 | .236 |
| 2014 | Dunedin (FSL) | 7-3 | 2.47 | 47 | 1 | 0 | 0 | 3 | 76.2 | 70 | 25 | 21 | 2 | 3 | 20-1 | 81 | 2 | 0 | .241 |
| 2015 | Dunedin (FSL) | 2-2 | 1.32 | 20 | 0 | 0 | 0 | 0 | 27.1 | 17 | 4 | 4 | 1 | 2 | 7-0 | 32 | 0 | 1 | .175 |
| | New Hampshire (EAS) | 2-0 | 0.62 | 21 | 0 | 0 | 0 | 2 | 29.0 | 26 | 2 | 2 | 0 | 0 | 2-0 | 23 | 0 | 0 | .241 |
| | Buffalo (INT) | 0-0 | 6.75 | 4 | 0 | 0 | 0 | 0 | 4.0 | 6 | 3 | 3 | 0 | 0 | 0-0 | 3 | 0 | 0 | .353 |
| 2016 | Buffalo (INT) | 2-1 | 3.79 | 29 | 0 | 0 | 0 | 1 | 35.2 | 45 | 16 | 15 | 5 | 0 | 13-0 | 24 | 0 | 0 | .321 |
| | TORONTO (AL) | 0-0 | 4.35 | 14 | 0 | 0 | 0 | 0 | 10.1 | 11 | 5 | 5 | 3 | 1 | 2-0 | 5 | 1 | 0 | .268 |
| Minor Totals | | 14-7 | 2.57 | 135 | 1 | 0 | 0 | 6 | 196.1 | 185 | 61 | 56 | 8 | 5 | 47-1 | 187 | 3 | 1 | .250 |

TRANSACTIONS

- Selected by the Toronto Blue Jays in the 9th round of the 2013 First Year Player Draft

GAME HIGHS

| | | | |
|-------------------------|-----------------------------------|---------------------------------|-----------------------------------|
| ML Debut | April 22, 2016 vs. OAK | ER Allowed | 1 - 5x, last June 19, 2016 at BAL |
| Innings Pitched: | | HR Allowed | 1 - 3x, last May 25, 2016 at NYY |
| Starter | None | Low Hit CG | None |
| Reliever | 2.0 - April 22, 2016 vs. OAK | Last Win | None |
| Walks: | | Last Save | None |
| Starter | None | Last CG | None |
| Reliever | 1 - 2x, last May 29, 2016 vs. BOS | Last ShO | None |
| Strikeouts: | | Last Start | None |
| Starter | None | Last Relief App. | June 19, 2016 at BAL |
| Reliever | 1 - 5x, last June 17, 2016 at BAL | Longest Win Streak | None |
| Hits Allowed | 3 - May 16, 2016 vs. TB | Longest Losing Streak | None |
| | | Scoreless Innings Streak | 3.2 - April 22-May 7, 2016 |

PROFESSIONAL CAREER:

- Did not allow a run from May 17-July 10, 2015 - a span of 20.1 innings beginning while with Dunedin and extending through his promotion to New Hampshire on June 10.
- Surrendered just one home run over his 60.1 innings pitched in 2015, posting a 0.1 home runs per nine rate.
- Was a member of the Salt River Rafterers in the Arizona Fall League in 2015...His 1.80 ERA ranked fifth on the team.
- Made his only professional start August 9, 2014 vs. Tampa Yankees, throwing 3.0 innings while allowing one earned run... The rest of 134 appearances have all been in relief.
- Led Florida State League pitchers in appearances (47) in 2014.





GOINS RYAN

17

INFIELDER

BIRTHDATE February 13, 1988
 OPENING DAY AGE 29
 BIRTHPLACE Temple, TX
 RESIDENCE Round Rock, TX
 TWITTER @rgoins5

BATS/THROWS L/R
 HEIGHT/WEIGHT 5-10/185
 CONTRACT STATUS signed thru 2017
 M.L. SERVICE 2.106
 OPTIONS USED 3 of 3

PERSONAL:

- Ryan Matthew Goins
- Attended Dallas Baptist College, playing as a position player and pitcher.
- His dad and uncle both played in the minor leagues.
- Participated in Blue Jays 2016 Winter Tour.

LAST SEASON:

- Optioned to Buffalo for the 3rd time on Aug. 25 before being recalled when rosters expanded on Sept. 1
- Placed on the 15-day DL on July 2 with right forearm tightness...Was removed from the disabled list on Aug. 1.
- Became the 9th different position player to pitch in a game for the Jays (13th time), July 1 vs. CLE...It marked his professional pitching debut (tossed a scoreless 18th inning, 1, 0, 2H, BB).
- Made his 2016 postseason debut in game one of the ALCS as a defensive replacement at second base following knee injury to Devon Travis.

Bold – career high; Red – league high

| Year | Club & League | AVG | G | AB | R | H | 2B | 3B | HR | RBI | SH-SF | HP | BB-IBB | SO | SB-CS | SLG | OBP | OPS |
|---------------------|----------------------|------|------------|------|-----------|-----------|-----------|----------|----------|-----------|-------|----|-------------|-----------|------------|------|------|------|
| 2009 | Blue Jays (GCL) | .111 | 3 | 9 | 1 | 1 | 0 | 0 | 0 | 0 | 0-0 | 0 | 0-0 | 2 | 0-0 | .111 | .111 | .222 |
| | Auburn (NYP) | .297 | 24 | 101 | 15 | 30 | 5 | 1 | 0 | 8 | 1-0 | 0 | 8-0 | 23 | 2-2 | .366 | .349 | .715 |
| | Lansing (Mid) | .198 | 19 | 81 | 6 | 16 | 4 | 0 | 0 | 9 | 0-1 | 0 | 7-0 | 23 | 1-2 | .247 | .258 | .505 |
| 2010 | Lansing (Mid) | .308 | 77 | 295 | 49 | 91 | 19 | 2 | 3 | 35 | 4-3 | 1 | 35-0 | 60 | 6-7 | .417 | .380 | .797 |
| | Dunedin (FSL) | .205 | 47 | 166 | 8 | 34 | 9 | 0 | 0 | 18 | 3-2 | 0 | 11-0 | 33 | 1-1 | .259 | .251 | .510 |
| 2011 | Blue Jays (GCL) | .000 | 1 | 3 | 0 | 0 | 0 | 0 | 0 | 0 | 0-0 | 0 | 0-0 | 1 | 0-0 | .000 | .000 | .000 |
| | Dunedin (FSL) | .286 | 101 | 353 | 50 | 101 | 24 | 5 | 3 | 52 | 10-3 | 0 | 32-0 | 67 | 2-2 | .408 | .343 | .751 |
| 2012 | New Hampshire (East) | .289 | 136 | 546 | 66 | 158 | 33 | 4 | 7 | 61 | 19-6 | 0 | 47-3 | 78 | 15-9 | .403 | .342 | .745 |
| 2013 | Buffalo (Int) | .257 | 111 | 377 | 42 | 97 | 22 | 1 | 6 | 46 | 9-2 | 1 | 29-0 | 85 | 3-5 | .369 | .311 | .680 |
| | TORONTO (AL) | .252 | 34 | 119 | 11 | 30 | 5 | 0 | 2 | 8 | 0-0 | 0 | 2-0 | 28 | 0-0 | .345 | .264 | .609 |
| 2014 | Buffalo (Int) | .284 | 97 | 363 | 36 | 103 | 21 | 2 | 0 | 30 | 7-2 | 2 | 28-0 | 64 | 4-4 | .353 | .337 | .690 |
| | TORONTO (AL) | .188 | 67 | 181 | 14 | 34 | 6 | 3 | 1 | 15 | 6-1 | 0 | 5-0 | 42 | 0-1 | .271 | .209 | .480 |
| 2015 | Buffalo (Int) | .350 | 6 | 20 | 1 | 7 | 1 | 0 | 0 | 3 | 0-1 | 0 | 0-0 | 5 | 0-0 | .400 | .333 | .733 |
| | TORONTO (AL) | .250 | 128 | 376 | 52 | 94 | 16 | 4 | 5 | 45 | 7-5 | 1 | 39-0 | 83 | 2-1 | .354 | .318 | .672 |
| 2016 | Buffalo (INT) | .265 | 28 | 98 | 9 | 26 | 6 | 0 | 2 | 10 | 3-1 | 0 | 8-0 | 23 | 0-1 | .388 | .318 | .706 |
| | TORONTO (AL) | .186 | 76 | 183 | 13 | 34 | 9 | 2 | 3 | 12 | 3-0 | 1 | 9-0 | 48 | 1-1 | .306 | .228 | .534 |
| Minor Totals | | .275 | 650 | 2412 | 283 | 664 | 144 | 15 | 21 | 272 | 56-21 | 4 | 205-3 | 464 | 34-33 | .374 | .330 | .704 |
| MAJOR TOTALS | | .224 | 305 | 859 | 90 | 192 | 36 | 9 | 11 | 80 | 16-6 | 2 | 55-0 | 201 | 3-3 | .325 | .270 | .595 |

DIVISION SERIES RECORD

| Year | Club and Opp. | AVG | G | AB | R | H | 2B | 3B | HR | RBI | SH-SF | HP | BB-IBB | SO | SB-CS |
|------|---------------|------|---|----|---|---|----|----|----|-----|-------|----|--------|----|-------|
| 2015 | TOR vs. TEX | .000 | 5 | 17 | 1 | 0 | 0 | 0 | 0 | 0 | 2-0 | 0 | 1-0 | 5 | 0-0 |

LEAGUE CHAMPIONSHIP SERIES RECORD

| Year | Club and Opp. | AVG | G | AB | R | H | 2B | 3B | HR | RBI | SH-SF | HP | BB-IBB | SO | SB-CS |
|---------------|---------------|------|---|----|---|---|----|----|----|-----|-------|----|--------|----|-------|
| 2015 | TOR vs. KC | .263 | 6 | 19 | 3 | 5 | 1 | 0 | 1 | 4 | 1-0 | 0 | 0-0 | 7 | 0-0 |
| 2016 | TOR vs. CLE | .200 | 3 | 5 | 1 | 1 | 0 | 0 | 0 | 1 | 0-0 | 0 | 1-0 | 2 | 0-0 |
| TOTALS | | .250 | 9 | 24 | 4 | 6 | 1 | 0 | 1 | 5 | 1-0 | 0 | 1-0 | 9 | 0-0 |

HOME RUN BREAKDOWN

| Total | ONE GAME | | | | | | | | | | | |
|-------|----------|---|---|---|---|----|----|----|----|----|-----|-----|
| | H | A | 2 | 3 | 4 | GS | LO | XN | IP | PH | RHP | LHP |
| 11 | 8 | 3 | 0 | 0 | 0 | 0 | 0 | 1 | 0 | 0 | 9 | 2 |

TRANSACTIONS

- Selected by the Toronto Blue Jays in the 4th round of the 2009 First Year Player Draft
- On disabled list (right forearm tightness) from July 2-August 1, 2016



GAME HIGHS

| | | | |
|------------------|------------------------------------|-------------------------------|------------------------------------|
| ML Debut | Aug. 23, 2013 at HOU | Stolen Bases | 1 - 3x, last April 20, 2016 at BAL |
| Runs | 3 - Sept. 30, 2015 at BAL | Last ML Home Run | May 30, 2016 vs. NYY |
| Hits | 5 - Sept. 30, 2015 at BAL | Longest Hitting Streak | 12G - Aug. 16-Sept. 2, 2015 |
| Home Runs | 1 - 11x, last May 30, 2016 vs. NYY | Longest Hitless Streak | 21AB - April 19-26, 2016 |
| RBI | 5 - June 14, 2015 at BOS | | |

MILESTONES

| Category | Date | Opponent | Pitcher | Notes |
|------------------------|------------------|---------------|-----------|-----------------|
| Hit | 1 Aug. 23, 2013 | at Houston | Lyles | single |
| Home Run | 1 Sept. 18, 2013 | New York (AL) | Huff | 1R |
| Walkoff HR | 1 Sept. 1, 2015 | Cleveland | Shaw | 2R |
| Extra Inning HR | 1 Sept. 1, 2015 | Cleveland | Shaw | 2R, 10th inning |
| RBI | 1 Aug. 25, 2013 | at Houston | Chapman | groundout |
| Stolen Base | 1 Sept. 4, 2015 | Baltimore | Jimenez | 2nd base |
| | | | C-Wieters | |

PROFESSIONAL CAREER:

- Became the first Blue Jays SS in club history to record five hits in a game, a career-high on September 30, 2015 at BAL-1... Was the first TOR player since Colby Rasmus to have a 5-hit game (June 5, 2012 at CWS).
- His four triples in 2015 was most on the club.
- Hit his first career walk off home run Sept. 1, 2015 vs. CLE...Became just the 4th player (4th time) in club history to hit a walk-off HR out of the nine-hole (John McDonald, Ernie Whitt & Otto Velez).
- Had a career-high 16-game on base streak from Aug. 16-Sept. 6, 2015.
- Had a career-high 12-game hitting streak from Aug. 26-Sept. 2, 2015...Over those games hit .421 (16-38) with 3-2B, HR & 6RBI
- Recorded his first career stolen base August 29, 2015 vs. DET...Had played 197 career games before recording that steal.
- Made his first career start as an outfielder in left field April 22, 2015 vs. BAL.
- Went hitless in the 2015 ALDS, going 0-for-17, reaching base once via a walk...Was just two at-bats shy of matching the LDS hitless record set by Neil Walker of the Pirates in 2013.
- Hit his first career postseason home run October 19, 2015 vs. KC in the 5th inning off of Kris Medlen... It marked the first time a Toronto player has hit a home run out of the nine-hole in the postseason...Joined Roberto Alomar as the only Blue Jays second baseman to hit a home run in the playoffs.
- His three sacrifice hits were most among all hitters through in the 2015 postseason.
- Finished 2nd among 2nd basemen with at least 55 games at the position in fielding percentage at .995 (Pedroia, .997) in 2014.
- Was named the R. Howard Webster Award winner at Buffalo (AAA) in 2013, earning him consecutive awards after winning in New Hampshire (AA) in 2012.
- Made his **ML debut** on Aug. 23, 2013 at HOU going 2-4 with a double...Collected his first base hit in his 3rd at-bat vs. Lyles.
- Began his Major League career with an eight-game hit streak (August 23-31, 2013) tying the club record set by Jesse Barfield in 1981 for longest hit streak by a rookie to begin their major league career.
- Committed just one error in 148 total chances at 2B in his first season (2013) with the Blue Jays... In 262.1 innings at second base, posted a .993 fielding percentage, the 3rd highest in the AL among second basemen from his debut until the end of the season.
- Led the Eastern League (AA) in 2012 with 158 hits and his 33 doubles and a .289 average were team highs... Had four hits on three separate occasions... Played in the Arizona Fall League following the 2012 season.
- In 2012 was named a Post-Season Eastern League All-Star.
- Recorded his first professional home run on Opening Day for Lansing (A) in 2010, in his first at-bat of the season.

YOUNGEST BLUE JAYS TO RECORD FIRST MULTI-HOMER GAME

| Player | Date | Age |
|----------------|-----------|--------------------|
| Travis Snider | 4/13/2009 | 21 years, 70 days |
| Felipe Lopez | 9/04/2001 | 21 years, 115 days |
| Carlos Delgado | 4/11/1994 | 21 years, 290 days |
| John Olerud | 6/21/1990 | 21 years, 320 days |
| Alex Gonzalez | 5/23/1995 | 22 years, 45 days |





GRATEROL

JUAN

69
CATCHER

BIRTHDATE February 14, 1989
 OPENING DAY AGE 28
 BIRTHPLACE Maracay, VZ
 RESIDENCE Aragua, VZ
 TWITTER NA

BATS/THROWS R/R
 HEIGHT/WEIGHT 6-1/205
 CONTRACT STATUS signed thru 2017
 M.L. SERVICE 0.037
 OPTIONS USED 1 of 3

PERSONAL:

- Juan Jose Graterol
- Originally signed by Kansas City at age 17 as a non-drafted free agent, Sept. 6, 2005.
- Signed by Juan Indriago (Royals).
- Spent nine seasons in Royals organization (2007-14)...Originally signed as non-drafted free agent on Sept. 6, 2005 by Tampa Bay.

LAST SEASON:

- After 11 seasons in the minors made his **Major League debut** on Sept. 2 at SEA...Entered the game as a defensive replacement in the 8th inning...in the ninth, in his first career plate appearance produced an RBI-double off Arquimedes Caminero.
- Was on LAA's roster from July 18-22 but did not play.
- Was promoted again on Sept. 2 and spent the rest of the season with the Angels.
- On Sept. 14 vs SEA produced his only 2-hit game.
- Was a non-roster invitee to LAA's Major League spring training camp.
- On Nov. 22 was designated for assignment...On Nov. 28 was claimed off waivers by the Reds.
- Played for Aragua in the Venezuelan Winter League (22 games).

Bold - career high; Red - league high

| Year | Club and League | AVG | G | AB | R | H | 2B | 3B | HR | RBI | SH-SF | HP | BB-IBB | SO | SB-CS | SLG | OBP | OPS |
|------|------------------------|------|-----|------|-----|-----|----|----|----|-----|-------|----|--------|-----|-------|------|------|------|
| 2006 | Royals (DSL) | .296 | 48 | 152 | 31 | 45 | 8 | 0 | 0 | 20 | 1-1 | 5 | 18-0 | 10 | 0-0 | .349 | .386 | .735 |
| 2007 | Burlington (APP) | .225 | 33 | 102 | 12 | 23 | 1 | 0 | 0 | 10 | 0-1 | 1 | 9-0 | 17 | 1-0 | .235 | .292 | .527 |
| 2008 | Idaho Falls (PIO) | .276 | 32 | 98 | 13 | 27 | 4 | 0 | 0 | 15 | 0-0 | 3 | 11-0 | 16 | 2-1 | .316 | .366 | .682 |
| 2009 | Idaho Falls (PIO) | .286 | 3 | 7 | 2 | 2 | 0 | 0 | 0 | 1 | 2-1 | 1 | 2-0 | 1 | 0-0 | .286 | .455 | .741 |
| | Burlington (MID) | .310 | 29 | 87 | 10 | 27 | 4 | 0 | 0 | 10 | 2-2 | 1 | 6-0 | 12 | 2-0 | .356 | .354 | .710 |
| 2010 | Wilmington (CAR) | .000 | 3 | 6 | 0 | 0 | 0 | 0 | 0 | 2 | 0-1 | 0 | 1-0 | 1 | 0-0 | .000 | .125 | .125 |
| | Burlington (MID) | .292 | 31 | 113 | 9 | 33 | 4 | 0 | 0 | 9 | 0-0 | 1 | 6-0 | 9 | 0-0 | .327 | .333 | .660 |
| 2011 | Wilmington (CAR) | .182 | 23 | 77 | 3 | 14 | 2 | 0 | 1 | 5 | 0-0 | 0 | 6-0 | 16 | 0-0 | .247 | .241 | .488 |
| | Kane County (MID) | .203 | 35 | 123 | 5 | 25 | 3 | 0 | 0 | 6 | 2-0 | 0 | 10-0 | 12 | 0-0 | .228 | .263 | .491 |
| 2012 | Wilmington (CAR) | .301 | 61 | 196 | 26 | 59 | 12 | 0 | 2 | 18 | 4-0 | 4 | 7-0 | 24 | 0-2 | .393 | .338 | .731 |
| 2013 | N. Arkansas (TEX) | .286 | 56 | 182 | 17 | 52 | 6 | 0 | 3 | 17 | 4-1 | 2 | 6-0 | 22 | 3-0 | .368 | .314 | .682 |
| 2014 | Omaha (PCL) | .250 | 7 | 20 | 0 | 5 | 0 | 0 | 0 | 2 | 0-1 | 0 | 0-0 | 4 | 0-0 | .250 | .238 | .488 |
| | N. Arkansas (TEX) | .280 | 70 | 246 | 17 | 69 | 17 | 0 | 4 | 28 | 5-1 | 3 | 9-0 | 29 | 0-0 | .398 | .313 | .711 |
| 2015 | Charleston (SAL) | .200 | 3 | 10 | 1 | 2 | 1 | 0 | 0 | 1 | 0-0 | 0 | 2-0 | 1 | 0-0 | .300 | .333 | .633 |
| | Trenton (EAS) | .188 | 5 | 16 | 1 | 3 | 0 | 0 | 0 | 2 | 0-0 | 0 | 2-0 | 2 | 0-0 | .188 | .278 | .466 |
| | Scranton W-Barre (INT) | .200 | 20 | 70 | 8 | 14 | 1 | 0 | 1 | 9 | 0-1 | 0 | 1-0 | 10 | 0-0 | .257 | .208 | .465 |
| 2016 | Salt Lake (PCL) | .300 | 68 | 227 | 24 | 68 | 10 | 0 | 2 | 23 | 2-2 | 5 | 10-0 | 27 | 2-1 | .370 | .340 | .710 |
| | LOS ANGELES (AL) | .286 | 9 | 14 | 2 | 4 | 2 | 0 | 0 | 3 | 1-0 | 0 | 0-0 | 3 | 0-0 | .429 | .286 | .715 |
| | Minor Totals | .270 | 527 | 1732 | 179 | 468 | 73 | 0 | 13 | 178 | 22-12 | 26 | 106-0 | 213 | 10-4 | .335 | .320 | .655 |

TRANSACTIONS

- Signed by the Kansas City Royals on September 6, 2005
- Signed by the New York Yankees on November 10, 2014
- Signed by the Los Angeles Angels on January 12, 2016
- Claimed off waivers by the Cincinnati Reds on November 28, 2016
- Claimed off waivers by the Arizona Diamondbacks on December 23, 2016
- Claimed off waivers by the Los Angeles Angels on January 19, 2017
- Claimed off waivers by the Toronto Blue Jays on January 23, 2017

PROFESSIONAL CAREER:

- In his 637th career at bat, hit his first professional home run on June 2, 2011 at Kinston.
- On Aug. 26, 2011 at Wisconsin pitched 1.0 inning in relief (2H, 1ER, 1BB, 2K, 1HR).
- In 2008, hit .432 with RISP (16-37) in 32 games with Idaho Falls.
- Made his professional debut in the Dominican Summer League with the Royals in 2006





GREENE CONNER

22
PITCHER

BIRTHDATE April 4, 1995
 OPENING DAY AGE 21
 BIRTHPLACE Santa Monica, CA
 RESIDENCE Santa Monica, CA
 TWITTER @connergrene

BATS/THROWS R/R
 HEIGHT/WEIGHT 6-3/185
 CONTRACT STATUS signed thru 2017
 M.L. SERVICE 0.000
 OPTIONS USED 0 of 3

NON-ROSTER

PERSONAL:

- James Conner Greene.
- Attended Santa Monica (Calif.) High School.
- Attended Santa Monica High School, where he posted a 1.63 ERA and 76 strikeouts in his senior year.
- Is an avid surfer, and has also worked as a model.
- Is friends with actor Charlie Sheen, and has made several appearances on the television series Anger Management.

LAST SEASON:

- Pitched his first career complete game and shutout on July 26, defeating the Harrisburg Senators 1-0.
- Was named Pitcher of the Week for the Eastern League; Aug. 14.
- Selected as a Mid-Season All-Star for the FSL.
- Split the season between Dunedin (A) and New Hampshire (AA), setting a career-high in starts (27), IP (146.1), ER (57), HR (10) and BB (71).
- Held opponents scoreless over 7.0 innings four times, with three of those starts coming with New Hampshire.
- Was invited to Major League spring training on January 12...Was reassigned to minor league camp on March 10.
- Assigned to the Mesa Solar Sox of the Arizona Fall League, made four starts.

Bold - career high; Red - league high

| Year | Club & League | W-L | ERA | G | GS | CG | ShO | SV | IP | H | R | ER | HR | HB | BB-IBB | SO | WP | BK | OBA |
|---------------------|----------------------|-------|------|----|----|----|-----|----|-------|-----|-----|-----|----|----|--------|-----|----|----|------|
| 2013 | BlueJays (GCL) | 1-1 | 5.28 | 11 | 4 | 0 | 0 | 0 | 30.2 | 37 | 19 | 18 | 1 | 0 | 15-2 | 20 | 8 | 0 | .308 |
| 2014 | BlueJays (GCL) | 2-2 | 1.99 | 7 | 4 | 0 | 0 | 0 | 31.2 | 25 | 11 | 7 | 2 | 1 | 6-0 | 30 | 1 | 2 | .216 |
| | Bluefield (Apyy) | 1-2 | 4.23 | 6 | 5 | 0 | 0 | 0 | 27.2 | 26 | 16 | 13 | 1 | 1 | 12-0 | 21 | 0 | 0 | .250 |
| 2015 | Lansing (Mid) | 7-3 | 3.88 | 14 | 14 | 0 | 0 | 0 | 67.1 | 75 | 32 | 29 | 4 | 3 | 19-0 | 65 | 4 | 0 | .285 |
| | Dunedin (FSL) | 2-3 | 2.25 | 7 | 7 | 0 | 0 | 0 | 40.0 | 36 | 11 | 10 | 1 | 0 | 8-0 | 35 | 0 | 0 | .238 |
| | New Hampshire (East) | 3-1 | 4.68 | 5 | 5 | 0 | 0 | 0 | 25.0 | 25 | 14 | 13 | 1 | 1 | 12-0 | 15 | 1 | 0 | .269 |
| 2016 | Dunedin (FSL) | 4-4 | 2.90 | 15 | 15 | 0 | 0 | 0 | 77.2 | 74 | 36 | 25 | 5 | 3 | 38-0 | 51 | 4 | 2 | .252 |
| | New Hampshire (East) | 6-5 | 4.19 | 12 | 12 | 1 | 1 | 0 | 68.2 | 57 | 36 | 32 | 5 | 3 | 33-0 | 48 | 6 | 1 | .224 |
| Minor Totals | | 26-21 | 3.59 | 77 | 66 | 1 | 1 | 0 | 368.2 | 355 | 175 | 147 | 20 | 12 | 143-2 | 285 | 24 | 5 | .254 |

TRANSACTIONS

- Selected by the Toronto Blue Jays in the 7th round of the 2013 First Year Player Draft

PROFESSIONAL CAREER:

- Saw time at three different levels in 2015, spending the majority of the season with Lansing (A) of the Midwest League... Was promoted to Dunedin July 2 before finishing the season with New Hampshire.
- Limited LHH to a .207 average (41-198) with a .582 OPS in 2015 while RHH hit .100 points higher with a .307 average (95-309) and a .763 OPS.
- Had a 26.0 scoreless innings streak from July 20-August 18, 2015.
- All 26 of his outings were starts in 2015, marking the first time in his professional career to be used exclusively as a starter.
- Recorded his first outing of double-digit strikeouts after fanning 10 batters August 6, 2015 at Daytona Tortugas...Tossed 7.0 scoreless innings...Over the course of the season had five games in which he recorded at least 6.0 scoreless innings.
- 66 of his 77 professional career games have come as a starter.

MOST STRIKEOUTS IN FIRST START FOR BLUE JAYS

| PLAYER | OPPONENT | IP | H | R | ER | BB | SO | WL |
|-----------------------|--------------------|-----|---|---|----|----|----|----|
| Jose Nunez, Tor | 07/09/1987 vs. KC | 8.0 | 6 | 1 | 1 | 0 | 11 | W |
| Roger Clemens, Tor | 04/02/1997 vs. CWS | 9.0 | 6 | 1 | 1 | 1 | 9 | W |
| Sean Douglass, Tor | 07/26/2004 vs. NYY | 5.0 | 5 | 4 | 4 | 4 | 8 | ND |
| Lance Painter, Tor | 05/10/2000 vs. Bal | 5.0 | 2 | 1 | 1 | 1 | 8 | W |
| Mike Flanagan, Tor | 09/05/1987 vs. Sea | 7.2 | 4 | 0 | 0 | 1 | 8 | W |
| Matt Boyd, Tor | 06/27/2015 vs. Tex | 6.2 | 9 | 4 | 4 | 0 | 7 | L |
| Marc Rzepczynski, Tor | 07/07/2009 @ TB | 6.0 | 2 | 1 | 1 | 4 | 7 | ND |
| Cory Lidle, Tor | 04/01/2003 vs. NYY | 6.0 | 7 | 5 | 5 | 0 | 7 | L |
| Omar Daal, Tor | 09/13/1997 @ Sea | 7.0 | 6 | 3 | 3 | 1 | 7 | ND |
| Jack Morris, Tor | 04/06/1992 @ Det | 9.0 | 5 | 2 | 2 | 3 | 7 | W |
| Todd Stottlemire, Tor | 04/10/1988 @ Min | 4.1 | 3 | 4 | 4 | 3 | 7 | L |
| Dave Lemanczyk, Tor | 04/09/1977 vs. CWS | 9.0 | 8 | 3 | 3 | 5 | 7 | L |





GRILLI

JASON

37

PITCHER

BIRTHDATE November 11, 1976
 OPENING DAY AGE 40
 BIRTHPLACE Royal Oak, MI
 RESIDENCE Orlando, FL
 TWITTER @GrillCheese49

BATS/THROWS R/R
 HEIGHT/WEIGHT 6-5/235
 CONTRACT STATUS signed thru 2017
 M.L. SERVICE 10.016
 OPTIONS USED 4 of 4

PERSONAL:

- Jason Michael Grilli
- Jason and his wife, Danielle, have two sons.
- Is a 1994 graduate of Baker High School in Baldwinsville, New York, where he played baseball and basketball.
- Is the son of former big leaguer Steve Grilli, who produced a 4-3 record and three saves in 70 games (two starts) with Detroit (1975-77) and Toronto (1979).
- Was featured on the cover of the July 22, 2013 edition of Sports Illustrated.
- Signed by Alan Marr (Giants).

LAST SEASON:

- Allowed just one of the 12 batters he faced in the playoffs to reach base (.083 OBP)...Retired the first batter faced in each of his five appearances in the playoffs...In 16 career postseason appearances has allowed the first batter faced to reach base just three times.
- In 12.0 IP over his career in the Postseason has not surrendered an ER...Is one of two active relievers who have pitched at least 12.0 IP without surrendering an earned run (Cody Allen – 14.0 IP).
- His scoreless appearance in Game 4 of the ALCS marked his 16th straight game (12.0 IP) to start his postseason career without allowing a run, moving him into 5th place on that list...Chad Bradford & Dennis Cook hold the record with 19 straight scoreless app. to start their playoff careers, while Jonathan Papelbon & Trevor Rosenthal are T-2nd with 17 straight scoreless app. to start their Postseason careers
- Made his fourth Postseason appearance - his first since 2014 with PIT...Has limited opposing hitters to a .122 average (5-41) in his postseason career, allowing just one XBH (2B) for a .346 OPS and a 0.75 WHIP.
- Had a season high 13.0 consecutive scoreless inning streak snapped on Aug. 30 at BAL after surrendering a HR to Matt Wieters in the 8th inning...That snapped his streak of 51 straight batters without allowing a home run.
- On July 29 vs. BAL surrendered a HR to M. Machado to lead off the 8th frame – just the 2nd HR allowed to a RHH this year (88 batters faced at time), 1st since April 27 at BOS.
- On July 19 at ARI had a streak of 14 straight games with a SO snapped...Recorded 25-50 SO over 14.0 IP during that stretch (57 batters).
- Recorded a winning decision in three of four appearances from July 2-17.
- Earned his first save as a Blue Jay (1.0IP, 1H, 2BB, 1ER, 2SO) on June 12 vs. BAL.
- On July 2 vs. CLE won his first game as a Blue Jay.
- Traded to the Toronto Blue Jays on May 31 in exchange for RHP Sean Ratcliffe and cash considerations
- Allowed a game-ending home run to Kendrys Morales in the 13th inning on May 15 at KC.
- Notched his first save, April 16 at MIA with a scoreless 9th inning...The save was the 75th of his career.

BLUE JAYS, PITCHERS 40+ YEARS OLD TO WIN GAME – ALL-TIME

| GAME DATE | PITCHER | OPP | AGE |
|-----------|---------------|------------|-------------------|
| 5/4/2015 | R.A. Dickey | vs Yankees | 40 years 187 days |
| 6/22/2013 | Darren Oliver | vs Orioles | 42 years 259 days |
| 5/11/2013 | Darren Oliver | at Red Sox | 42 years 217 days |
| 5/6/2013 | Darren Oliver | at Rays | 42 years 212 days |
| 8/27/2012 | Darren Oliver | at Yankees | 41 years 326 days |
| 6/23/2012 | Darren Oliver | at Marlins | 41 years 261 days |
| 6/19/2012 | Darren Oliver | at Brewers | 41 years 257 days |
| 4/20/2002 | Dan Plesac | at Yankees | 40 years 75 days |
| 8/29/1998 | Dave Stieb | vs Twins | 41 years 38 days |



| Year | Club & League | W-L | ERA | G | GS | CG | ShO | SV | IP | H | R | ER | HR | HB | BB-IBB | SO | WP | BK | OBA |
|---------------------|----------------------|------------|------|-----------|----------|----------|-----|-----------|-------------|-----|-----|-----|-----------|----|-------------|-----------|----|----|------|
| 1998 | Shreveport (TEX) | 7-10 | 3.79 | 21 | 21 | 3 | 0 | 0 | 123.1 | 113 | 60 | 52 | 11 | 4 | 37-0 | 100 | 6 | 3 | .245 |
| | Fresno (PCL) | 2-3 | 5.14 | 8 | 8 | 0 | 0 | 0 | 42.0 | 49 | 30 | 24 | 7 | 5 | 18-0 | 37 | 1 | 1 | .290 |
| 1999 | Fresno (PCL) | 7-5 | 5.54 | 19 | 19 | 1 | 0 | 0 | 100.2 | 124 | 69 | 62 | 22 | 6 | 39-0 | 76 | 3 | 0 | .302 |
| | Calgary (PCL) | 1-5 | 7.68 | 8 | 8 | 0 | 0 | 0 | 41.0 | 56 | 48 | 35 | 7 | 2 | 23-0 | 27 | 5 | 1 | .316 |
| 2000 | Calgary (PCL) | 1-4 | 7.19 | 8 | 8 | 0 | 0 | 0 | 41.1 | 58 | 37 | 33 | 4 | 2 | 23-0 | 21 | 6 | 0 | .335 |
| | FLORIDA (NL) | 1-0 | 5.40 | 1 | 1 | 0 | 0 | 0 | 6.2 | 11 | 4 | 4 | 0 | 2 | 2-0 | 3 | 0 | 0 | .379 |
| 2001 | Marlins (GCL) | 0-0 | 0.00 | 2 | 2 | 0 | 0 | 0 | 4.0 | 2 | 0 | 0 | 0 | 1 | 0-0 | 6 | 0 | 0 | .143 |
| | Portland (East) | 0-1 | 2.25 | 1 | 1 | 0 | 0 | 0 | 4.0 | 3 | 1 | 1 | 1 | 0 | 0-0 | 3 | 0 | 0 | .200 |
| | Brevard County (FSL) | 2-0 | 1.98 | 3 | 3 | 0 | 0 | 0 | 13.2 | 12 | 4 | 3 | 0 | 0 | 5-0 | 14 | 0 | 0 | .231 |
| | Calgary (PCL) | 1-2 | 4.02 | 8 | 8 | 0 | 0 | 0 | 47.0 | 46 | 26 | 21 | 4 | 2 | 20-0 | 35 | 1 | 0 | .256 |
| | FLORIDA (NL) | 2-2 | 6.08 | 6 | 5 | 0 | 0 | 0 | 26.2 | 30 | 18 | 18 | 6 | 2 | 11-0 | 17 | 0 | 0 | .297 |
| 2002 | Calgary (PCL) | 0-1 | 1.59 | 1 | 1 | 0 | 0 | 0 | 5.2 | 3 | 1 | 1 | 0 | 0 | 3-0 | 8 | 0 | 0 | .158 |
| 2003 | Jupiter (FL) | 4-2 | 2.53 | 7 | 7 | 0 | 0 | 0 | 42.2 | 38 | 13 | 12 | 1 | 6 | 6-0 | 30 | 1 | 1 | .236 |
| | Albuquerque (PCL) | 6-2 | 3.38 | 12 | 12 | 0 | 0 | 0 | 66.2 | 64 | 30 | 25 | 3 | 3 | 30-1 | 38 | 3 | 0 | .260 |
| 2004 | Charlotte (Int) | 9-9 | 4.83 | 25 | 25 | 2 | 1 | 0 | 152.2 | 163 | 95 | 82 | 22 | 11 | 58-0 | 101 | 9 | 4 | .279 |
| | CHICAGO (AL) | 2-3 | 7.40 | 8 | 8 | 1 | 0 | 0 | 45.0 | 52 | 38 | 37 | 11 | 3 | 20-0 | 26 | 2 | 0 | .294 |
| 2005 | Toledo (Int) | 12-9 | 4.09 | 28 | 28 | 3 | 2 | 0 | 167.1 | 170 | 89 | 76 | 21 | 9 | 58-0 | 120 | 1 | 0 | .263 |
| | DETROIT (AL) | 1-1 | 3.38 | 3 | 2 | 0 | 0 | 0 | 16.0 | 14 | 6 | 6 | 1 | 0 | 6-0 | 5 | 0 | 0 | .255 |
| 2006 | DETROIT (AL) | 2-3 | 4.21 | 51 | 0 | 0 | 0 | 0 | 62.0 | 61 | 31 | 29 | 6 | 5 | 25-3 | 31 | 5 | 0 | .261 |
| 2007 | DETROIT (AL) | 5-3 | 4.74 | 57 | 0 | 0 | 0 | 0 | 79.2 | 81 | 46 | 42 | 5 | 5 | 32-1 | 62 | 5 | 0 | .263 |
| 2008 | DETROIT (AL) | 0-1 | 3.29 | 9 | 0 | 0 | 0 | 0 | 13.2 | 12 | 5 | 5 | 1 | 1 | 7-1 | 10 | 1 | 0 | .235 |
| | COLORADO (NL) | 3-2 | 2.93 | 51 | 0 | 0 | 0 | 1 | 61.1 | 55 | 22 | 20 | 1 | 1 | 31-6 | 59 | 3 | 0 | .241 |
| 2009 | Frisco (TEX) | 0-0 | 0.00 | 1 | 1 | 0 | 0 | 0 | 1.0 | 0 | 0 | 0 | 0 | 0 | 1-0 | 1 | 0 | 0 | .000 |
| | TEXAS (AL) | 2-2 | 4.78 | 30 | 0 | 0 | 0 | 0 | 26.1 | 21 | 14 | 14 | 2 | 1 | 14-0 | 27 | 0 | 0 | .216 |
| | COLORADO (NL) | 0-1 | 6.05 | 22 | 0 | 0 | 0 | 1 | 19.1 | 29 | 13 | 13 | 2 | 0 | 13-2 | 22 | 2 | 0 | .345 |
| 2011 | Lehigh Valley (Int) | 4-1 | 1.93 | 28 | 0 | 0 | 0 | 3 | 32.2 | 26 | 8 | 7 | 2 | 1 | 12-0 | 43 | 1 | 2 | .217 |
| | PITTSBURGH (NL) | 2-1 | 2.48 | 28 | 0 | 0 | 0 | 1 | 32.2 | 24 | 10 | 9 | 2 | 4 | 15-5 | 37 | 3 | 0 | .200 |
| 2012 | PITTSBURGH (NL) | 1-6 | 2.91 | 64 | 0 | 0 | 0 | 2 | 58.2 | 45 | 20 | 19 | 7 | 2 | 22-4 | 90 | 0 | 0 | .207 |
| 2013 | Altoona (East) | 0-0 | 0.00 | 2 | 2 | 0 | 0 | 0 | 2.0 | 2 | 0 | 0 | 0 | 0 | 0-0 | 4 | 1 | 0 | .222 |
| | PITTSBURGH (NL) | 0-2 | 2.70 | 54 | 0 | 0 | 0 | 33 | 50.0 | 40 | 15 | 15 | 4 | 1 | 13-0 | 74 | 1 | 0 | .214 |
| 2014 | PITTSBURGH (NL) | 0-2 | 4.87 | 22 | 0 | 0 | 0 | 11 | 20.1 | 22 | 11 | 11 | 4 | 1 | 11-1 | 21 | 0 | 0 | .275 |
| | LOS ANGELES (AL) | 1-3 | 3.48 | 40 | 0 | 0 | 0 | 1 | 33.2 | 29 | 15 | 13 | 0 | 3 | 10-1 | 36 | 1 | 0 | .238 |
| 2015 | ATLANTA (NL) | 3-4 | 2.94 | 36 | 0 | 0 | 0 | 24 | 33.2 | 28 | 13 | 11 | 2 | 0 | 10-1 | 45 | 2 | 0 | .217 |
| 2016 | ATLANTA (NL) | 1-2 | 5.29 | 21 | 0 | 0 | 0 | 2 | 17.0 | 16 | 11 | 10 | 2 | 1 | 13-1 | 23 | 1 | 0 | .242 |
| | TORONTO (AL) | 6-4 | 3.64 | 46 | 0 | 0 | 0 | 2 | 42.0 | 28 | 17 | 17 | 8 | 1 | 19-0 | 58 | 1 | 0 | .189 |
| Minor Totals | | 56-54 | 4.40 | 182 | 154 | 9 | 3 | 3 | 887.2 | 929 | 511 | 434 | 105 | 52 | 333-1 | 664 | 38 | 12 | .270 |
| MAJOR TOTALS | | 32-42 | 4.09 | 549 | 16 | 1 | 0 | 78 | 644.2 | 598 | 309 | 293 | 64 | 33 | 274-26 | 646 | 27 | 0 | .246 |

WILD CARD GAME RECORD

| Year | Club & Opp. | W-L | ERA | G | GS | CG | ShO | SV | IP | H | R | ER | HR | HB | BB-IBB | SO | WP | BK |
|---------------|-------------|-----|------|---|----|----|-----|----|-----|---|---|----|----|----|--------|----|----|----|
| 2013 | PIT vs. CIN | 0-0 | 0.00 | 1 | 0 | 0 | 0 | 0 | 1.0 | 0 | 0 | 0 | 0 | 0 | 0-0 | 1 | 0 | 0 |
| 2016 | TOR vs. BAL | 0-0 | 0.00 | 1 | 0 | 0 | 0 | 0 | 1.0 | 0 | 0 | 0 | 0 | 0 | 0-0 | 1 | 0 | 0 |
| TOTALS | | 0-0 | 0.00 | 2 | 0 | 0 | 0 | 0 | 2.0 | 0 | 0 | 0 | 0 | 0 | 0-0 | 2 | 0 | 0 |

DIVISION SERIES RECORD

| Year | Club & League | W-L | ERA | G | GS | CG | ShO | SV | IP | H | R | ER | HR | HB | BB-IBB | SO | WP | BK |
|---------------|---------------|-----|------|---|----|----|-----|----|-----|---|---|----|----|----|--------|----|----|----|
| 2006 | DET vs. NYY | 0-0 | 0.00 | 1 | 0 | 0 | 0 | 0 | 0.1 | 0 | 0 | 0 | 0 | 0 | 0-0 | 0 | 0 | 0 |
| 2013 | PIT vs. STL | 0-0 | 0.00 | 3 | 0 | 0 | 0 | 1 | 2.1 | 3 | 0 | 0 | 0 | 0 | 0-0 | 3 | 0 | 0 |
| 2014 | LAA vs. KC | 0-0 | 0.00 | 2 | 0 | 0 | 0 | 0 | 2.0 | 0 | 0 | 0 | 0 | 0 | 0-0 | 2 | 0 | 0 |
| 2016 | TOR vs. TEX | 0-0 | 0.00 | 2 | 0 | 0 | 0 | 0 | 1.0 | 0 | 0 | 0 | 0 | 0 | 0-0 | 1 | 0 | 0 |
| TOTALS | | 0-0 | 0.00 | 8 | 0 | 0 | 0 | 1 | 5.2 | 3 | 0 | 0 | 0 | 0 | 0-0 | 6 | 0 | 0 |

LEAGUE CHAMPIONSHIP SERIES RECORD

| Year | Club & Opp. | W-L | ERA | G | GS | CG | ShO | SV | IP | H | R | ER | HR | HB | BB-IBB | SO | WP | BK |
|---------------|-------------|-----|------|---|----|----|-----|----|-----|---|---|----|----|----|--------|----|----|----|
| 2006 | DET vs. OAK | 0-0 | 0.00 | 2 | 0 | 0 | 0 | 0 | 1.0 | 1 | 0 | 0 | 0 | 0 | 3-0 | 1 | 0 | 0 |
| 2016 | TOR vs. CLE | 0-0 | 0.00 | 2 | 0 | 0 | 0 | 0 | 1.2 | 1 | 0 | 0 | 0 | 0 | 0-0 | 1 | 0 | 0 |
| TOTALS | | 0-0 | 0.00 | 4 | 0 | 0 | 0 | 0 | 2.2 | 2 | 0 | 0 | 0 | 0 | 3-0 | 2 | 0 | 0 |

WORLD SERIES RECORD

| Year | Club & Opp. | W-L | ERA | G | GS | CG | ShO | SV | IP | H | R | ER | HR | HB | BB-IBB | SO | WP | BK |
|------|-------------|-----|------|---|----|----|-----|----|-----|---|---|----|----|----|--------|----|----|----|
| 2006 | DET vs. STL | 0-0 | 0.00 | 2 | 0 | 0 | 0 | 0 | 1.2 | 0 | 0 | 0 | 0 | 0 | 1-0 | 0 | 0 | 0 |

ALL-STAR GAME RECORD

| Year | Club & League | W-L | ERA | G | GS | CG | ShO | SV | IP | H | R | ER | HR | HB | BB-IBB | SO | WP | BK |
|------|---------------|-----|------|---|----|----|-----|----|-----|---|---|----|----|----|--------|----|----|----|
| 2013 | NL at NYM | 0-0 | 0.00 | 1 | 0 | 0 | 0 | 0 | 1.0 | 1 | 0 | 0 | 0 | 0 | 0-0 | 0 | 0 | 0 |



WORLD BASEBALL CLASSIC RECORD

| Year | Club & League | W-L | ERA | G | GS | CG | ShO | SV | IP | H | R | ER | HR | HB | BB-IBB | SO | WP | BK |
|---------------|---------------|-----|------|---|----|----|-----|----|-----|---|---|----|----|----|--------|----|----|----|
| 2006 | ITALY | 1-0 | 0.00 | 1 | 1 | 0 | 0 | 0 | 4.2 | 1 | 0 | 0 | 0 | 0 | 0-0 | 7 | 0 | 0 |
| 2009 | ITALY | 0-1 | 7.36 | 2 | 0 | 0 | 0 | 1 | 3.2 | 3 | 3 | 3 | 1 | 0 | 3-0 | 2 | 0 | 0 |
| 2013 | ITALY | 0-0 | 0.00 | 1 | 0 | 0 | 0 | 1 | 1.0 | 1 | 0 | 0 | 0 | 1 | 1-0 | 1 | 0 | 0 |
| TOTALS | | 1-1 | 2.89 | 4 | 1 | 0 | 0 | 2 | 9.1 | 5 | 3 | 3 | 1 | 1 | 4-0 | 10 | 0 | 0 |

TRANSACTIONS

- Selected by the San Francisco Giants in the 1st round (4th pick) of the 1997 First Year Player Draft
- Traded to the Florida Marlins along with RHP Nate Bump to the Florida Marlins in exchange for RHP Livan Hernandez on July 25, 1999
- Selected by the Chicago White Sox in the Rule 5 Draft on December 15, 2013
- Signed by the Detroit Tigers on February 10, 2005
- Traded to the Colorado Rockies in exchange for RHP Zach Simons on April 30, 2008
- Claimed off waivers by the Texas Rangers on June 9, 2009
- On disabled list (right elbow inflammation) from August 2-22, 2009
- Signed by the Cleveland Indians on November 28, 2009
- Signed by the Philadelphia Phillies on January 31, 2011
- Signed by the Pittsburgh Pirates on July 21, 2011
- On disabled list (strained right forearm) from July 23-September 3, 2013
- On disabled list (left oblique strain) from April 21-May 23, 2014
- Traded by the Pittsburgh Pirates to the Los Angeles Angels of Anaheim for Ernesto Frieri on June 27, 2014
- Signed with the Atlanta Braves on January 7, 2015
- On disabled list (ruptured left achilles) from July 17 - remainder of season, 2015
- Traded to the Toronto Blue Jays in exchange for RHP Sean Ratcliffe and cash considerations on May 31, 2016

GAME HIGHS

| | | | |
|-------------------------|------------------------------------|---------------------------------|-------------------------------|
| ML Debut | May 11, 2000 vs. ATL | ER Allowed | 9 - April 25, 2001 at ARI |
| Innings Pitched: | | HR Allowed | 3 - Sept. 17, 2004 vs. DET |
| Starter | 8.0 - Sept. 27, 2004 at DET | Low Hit CG | 3 - Sept. 27, 2004 at DET |
| Reliever | 4.0 - 2x, last June 5, 2007 at TEX | Last Win | Aug. 27, 2016 vs. MIN |
| Walks: | | Last Save | Aug. 2, 2016 at HOU |
| Starter | 5 - Sept. 2, 2004 at KC | Last CG | Sept. 27, 2004 at DET |
| Reliever | 3 - 6x, last April 9, 2016 vs. STL | Last ShO | None |
| Strikeouts: | | Last Start | Sept. 29, 2005 vs. CWS |
| Starter | 6 - 2x, last Sept. 27, 2004 at DET | Last Relief App. | Oct. 1, 2016 at BOS |
| Reliever | 5 - 3x, last May 6, 2008 vs. STL | Longest Win Streak | 3G - July 7-25, 2007 |
| Hits Allowed | 11 - May 11, 2000 vs. ATL | Longest Losing Streak | 5G - June 20-Sept. 9, 2012 |
| | | Scoreless Innings Streak | 17.0 - Aug. 10-Sept. 12, 2008 |

MILESTONES

| Category | Date | Opponent | Notes |
|--------------|-----------------|------------------|---------------------------|
| Start | 1 May 11, 2000 | Atlanta | W, 6.2, 11H, 4ER, 2BB, 3K |
| Win | 1 May 11, 2000 | Atlanta | W, 6.2, 11H, 4ER, 2BB, 3K |
| Save | 1 Aug. 26, 2008 | at San Francisco | 3.0, 3K |

PROFESSIONAL CAREER:

- On July 11, 2015 in a game against the Colorado Rockies, was covering first base on a ground ball when he tripped and ruptured his left Achilles, causing him to miss the rest of the season.
- Named to the 2013 National League All-Star team, and pitched the ninth inning of the 2013 MLB All-Star Game... After giving up a leadoff triple to Prince Fielder, he retired the next three batters for a scoreless inning.
- On July 22, 2013, became the first Pirate since 1992 to be on the cover of Sports Illustrated; in that night's game, he injured his forearm and was placed on the 15-day DL
- Opened the 2013 season as the Pirates closer & before 2013, he had accumulated five career saves spanning 10 seasons...After the end of April in the 2013 season, was named the DHL Delivery Man of the Month for April.
- Became just the second Pirates pitcher to save 10 games in the month of April since Mike Williams in 2002...Tied Jim Johnson of the Baltimore Orioles, Sergio Romo of the San Francisco Giants and Mariano Rivera of the New York Yankees for the most saves in the MLB that month.
- Won the DHL Delivery Man of the Month for May, 2013
- Pitched for Team Italy in the 2013 World Baseball Classic
- His 32 holds in 2012 were second-best in the NL, and his 13.8 strikeouts per nine innings was the fourth-best among NL relievers with 40 or more innings pitched...His fastball averaged 93.6 mph that season, his top velocity since 2007.
- On December 12, 2012, the Pirates announced that they had re-signed Grilli to a two-year contract, the first multi-year deal of his career.
- On December 2, 2009, signed a minor-league contract with the Cleveland Indians with an invitation to spring training... Suffered a severe knee injury in spring training while running sprints and would later undergo surgery for a torn quadriceps muscle...The injury and rehabilitation caused him to miss the entire 2010 season.
- In January 2009, announced that he would again pitch for Team Italy in the 2009 World Baseball Classic.
- Pitched for Team Italy in the 2006 World Baseball Classic
- Made his **Major League debut** on May 11, 2000 as a member of the Florida Marlins
- Missed the entire 2002 minor-league season following Tommy John surgery on his pitching elbow.





GRUBE JARRETT

53
PITCHER

BIRTHDATE November 5, 1981
 OPENING DAY AGE 35
 BIRTHPLACE Fort Wayne, IN
 RESIDENCE Fort Wayne, IN
 TWITTER NA

BATS/THROWS R/R
 HEIGHT/WEIGHT 6-4/220
 CONTRACT STATUS signed thru 2017
 M.L. SERVICE 0.026
 OPTIONS USED 0 of 3

NON-ROSTER

PERSONAL:

- Jarrett George Grube
- Attended DeKalb High School and played college baseball for the University of Memphis

LAST SEASON:

- Began the season with Columbus Clippers of the International League (AAA)...After being released, signed with Seattle Mariners where he was assigned to Tacoma (AAA).
- Had his contract purchased by the Mariners Aug. 10, but did not appear in a game...Was sent back to the Rainiers the following day.
- In 44.2 IP with Columbus, posted a 4.43 ERA...Following his signing with Tacoma, recorded a 3.62 ERA in 74.2 IP.
- Appeared in 26 games, making 20 starts...As a starter posted a 3.76 (43 ER/103.0 IP) between Columbus and Tacoma...In six relief appearances, finished the year with a 4.67 ERA (9 ER/17.1 IP).
- Following the All-Star break pitched to a 3.15 mark (19 ER/54.1 IP), while limiting hitters to a .228 average...Each of his 10 appearances following the break were starts.

Bold – career high; Red – league high

| Year | Club & League | W-L | ERA | G | GS | CG | ShO | SV | IP | H | R | ER | HR | HB | BB-IBB | SO | WP | BK | OBA |
|---------------------|--------------------------|-------|-------|-----|-----|----|-----|----|--------|------|-----|-----|-----|----|--------|------|----|----|-------|
| 2004 | Tri-City (NOR) | 4-3 | 4.24 | 17 | 9 | 0 | 0 | 0 | 57.1 | 62 | 38 | 27 | 4 | 9 | 13-0 | 55 | 2 | 0 | 0.271 |
| 2005 | Asheville (SAL) | 5-5 | 6.02 | 32 | 11 | 0 | 0 | 0 | 104.2 | 119 | 76 | 70 | 17 | 14 | 30-1 | 98 | 5 | 1 | 0.286 |
| 2006 | Modesto (CAL) | 4-2 | 3.69 | 42 | 1 | 0 | 0 | 0 | 70.2 | 72 | 34 | 29 | 10 | 6 | 17-0 | 64 | 2 | 0 | 0.264 |
| 2007 | Tulsa (TEX) | 7-3 | 2.53 | 52 | 0 | 0 | 0 | 0 | 67.2 | 58 | 20 | 19 | 4 | 1 | 21-2 | 61 | 1 | 1 | 0.229 |
| 2008 | Tulsa (TEX) | 4-3 | 4.26 | 49 | 0 | 0 | 0 | 0 | 67.2 | 70 | 34 | 32 | 11 | 2 | 33-4 | 46 | 6 | 1 | 0.269 |
| 2009 | Colorado Springs (PCL) | 1-2 | 6.00 | 13 | 0 | 0 | 0 | 0 | 18.0 | 32 | 16 | 12 | 3 | 1 | 7-0 | 11 | 3 | 0 | 0.410 |
| | Tulsa (TEX) | 0-1 | 8.44 | 5 | 0 | 0 | 0 | 0 | 5.1 | 4 | 5 | 5 | 0 | 0 | 4-0 | 9 | 1 | 0 | 0.200 |
| 2010 | Tacoma (PCL) | 0-0 | 6.23 | 2 | 1 | 0 | 0 | 0 | 8.2 | 10 | 6 | 6 | 2 | 0 | 1-0 | 4 | 0 | 0 | 0.278 |
| | West Tenn (SOU) | 5-5 | 3.23 | 15 | 15 | 0 | 0 | 0 | 94.2 | 85 | 37 | 34 | 5 | 2 | 26-0 | 75 | 6 | 0 | 0.239 |
| 2011 | Jackson (SOU) | 5-2 | 3.11 | 14 | 14 | 0 | 0 | 0 | 84.0 | 79 | 35 | 29 | 4 | 2 | 20-0 | 69 | 6 | 1 | 0.251 |
| | Tacoma (PCL) | 4-4 | 4.95 | 14 | 7 | 0 | 0 | 1 | 60.0 | 51 | 34 | 33 | 10 | 2 | 18-0 | 51 | 3 | 0 | 0.226 |
| 2012 | Tacoma (PCL) | 0-5 | 9.26 | 16 | 8 | 0 | 0 | 0 | 46.2 | 86 | 53 | 48 | 8 | 0 | 20-1 | 43 | 3 | 0 | 0.391 |
| | Arkansas (TEX) | 3-3 | 2.98 | 8 | 7 | 0 | 0 | 0 | 45.1 | 42 | 16 | 15 | 2 | 4 | 5-0 | 40 | 0 | 0 | 0.249 |
| 2013 | Arkansas (TEX) | 4-1 | 3.12 | 7 | 7 | 0 | 0 | 0 | 40.1 | 32 | 15 | 14 | 4 | 2 | 10-0 | 49 | 2 | 0 | 0.213 |
| | Salt Lake (PCL) | 7-5 | 4.47 | 22 | 21 | 0 | 0 | 0 | 108.2 | 113 | 62 | 54 | 12 | 9 | 48-0 | 104 | 10 | 0 | 0.269 |
| 2014 | LOS ANGELES (AL) | 0-0 | 13.50 | 1 | 0 | 0 | 0 | 0 | 0.2 | 1 | 1 | 1 | 1 | 0 | 0-0 | 0 | 0 | 0 | 0.333 |
| | Salt Lake (PCL) | 8-9 | 5.56 | 27 | 27 | 1 | 0 | 0 | 147.1 | 164 | 99 | 91 | 26 | 7 | 41-0 | 121 | 4 | 0 | 0.279 |
| 2015 | Tigres de Quintana (MEX) | 4-4 | 2.98 | 11 | 11 | 0 | 0 | 0 | 60.1 | 63 | 25 | 20 | 9 | 1 | 6-2 | 50 | 4 | 1 | 0.269 |
| | Columbus (INT) | 9-0 | 2.26 | 15 | 13 | 0 | 0 | 1 | 79.2 | 69 | 22 | 20 | 10 | 1 | 19-1 | 68 | 2 | 0 | 0.238 |
| 2016 | Columbus (INT) | 0-3 | 4.43 | 11 | 7 | 0 | 0 | 0 | 44.2 | 48 | 25 | 22 | 7 | 3 | 10-0 | 37 | 3 | 0 | 0.273 |
| | Tacoma (PCL) | 1-4 | 3.62 | 15 | 13 | 0 | 0 | 0 | 74.2 | 63 | 34 | 30 | 10 | 2 | 24-0 | 69 | 6 | 0 | 0.229 |
| Minor Totals | | 71-60 | 4.33 | 376 | 161 | 1 | 0 | 2 | 1226.0 | 1259 | 661 | 590 | 149 | 67 | 367-9 | 1074 | 65 | 4 | 0.265 |

TRANSACTIONS

- Selected by the Colorado Rockies in the 10th round of the 2004 First Year Player Draft
- Signed by the Seattle Mariners on June 7, 2010
- Signed by the Los Angeles Angels on July 27, 2012
- Signed by the Cleveland Indians on June 20, 2015
- Signed by the Seattle Mariners on June 9, 2016
- Signed by the Toronto Blue Jays on November 28, 2016

PROFESSIONAL CAREER:

- In 2015, 10 of his 24 starts were quality outings...Began the season with Tigres de Quintana Roo of the Mexican League before being signed by the Cleveland Indians in June.
- Posted a 1.84 ERA (12ER/58.2 IP) following the All-Star break in 2015, making eight starts and 10 overall appearances.
- Made his **ML debut** - and lone MLB appearance to date - May 31, 2014 for Los Angeles Angels, tossing 0.2 IP...Surrendered a home run to Yoenis Cespedes in the outing (1H, 1HR, 1ER, 0BB, 0K).
- Tossed a career-high 149.0 IP in 2013, spending time with Arkansas (AA) and Salt Lake City (AAA).
- Was named Pitcher of the Week for the Texas League, April 29, 2013.
- Posted five consecutive quality starts, Aug. 6-28, 2013, allowing just six earned runs over 34.2 IP in those outings.
- Began the 2012 season with AAA Tacoma before being demoted to Arkansas (AA) in late June, where he spent the remainder of the year...Finished with a 2.98 ERA for The Travelers, while surrendering only two home runs over 45.1 IP.
- Started the 2011 season with AA Jackson...Recorded seven consecutive quality starts, going 4-0 with a 3.18 ERA (14 ER, 39.2 IP), April 22-May 26...Was the starting pitcher for the North squad in the Southern League All-Star game...Promoted to Tacoma on June 29...Went 3-0 with 1-4 with a 2.79 ERA (6 ER, 19.1 IP) in 7 relief appearances, compared to 1 save with a 5.98 (27 ER, 40.2 IP) in 7 starts with the Rainiers.



- Made eight starts with Southern Maryland (3-3, 2.06) before signing with Seattle as a minor league free agent on June 7... Appeared in two games with Tacoma before being transferred to West Tenn on June 20...Tossed at least 6.0 innings in 11 of 15 starts, while recording 9 quality starts with the Diamond Jaxx.
- Split season between Tulsa and Colorado Springs, appearing in a combined 18 games...Released by the Rockies on June 22...Finished the season with Southern Maryland in the independent Atlantic League.
- Pitched the entire season with Tulsa and finished 2nd on the club with 49 appearances...Stranded 10 of 16 inherited runners.
- Pitched the entire season for Tulsa and finished 2nd on the club in both appearances (52) and ERA (2.53) among relievers... Named to the Texas League All-Star team as he went 4-2 with a 2.43 ERA (11 ER, 40.2 IP) in 30 appearances prior to the break...Played for the Peoria Javelinas in the Arizona Fall League (0-0, 6.00, 7 G).
- Used primarily as a long reliever, logging 2.0 or more innings in 17 appearances with Modesto...Blanked opponents in 27 of 42 games.
- Went 3-4, 5.49 (35 ER, 57.1 IP) as a starter and 2-1, 6.65 (35 ER, 47.1 IP) in relief with Asheville...On the DL April 25-May 7 with inflammation in his left rib cage.
- Named to the Northwest League All-Star team with Tri-City in his first professional season...First eight appearances came in relief (2.63 ERA in 13.2 innings)...Moved into the rotation on July 19 and started final nine contests.

MOST CONSECUTIVE GAMES WITH STARTING PITCHER ALLOWING 3ER OR LESS, TORONTO ALL-TIME

(SINGLE-SEASON)

| | |
|-----|---------------------------|
| 20G | July 26 – August 18, 2015 |
| 18G | May 5-25, 1991 |
| 17G | April 9-May 1, 1980 |





GURRIEL LOURDES

13
INFIELDER

BIRTHDATE October 10, 1993
OPENING DAY AGE 23
BIRTHPLACE Sancti Spiritus, Cuba
RESIDENCE Vivi Mitchel, Haiti
TWITTER @LGjr19

BATS/THROWS R/R
HEIGHT/WEIGHT 6-2/185
CONTRACT STATUS signed thru 2023
M.L. SERVICE 0.000
OPTIONS USED 0 of 3

PERSONAL:

- Lourdes Yunielki Gurriel Castillo Jr.
- Played for Sancti Spiritus and the Industriales of the Cuban National Series before defecting.
- Ranked as one of the top international prospects available following his defection.
- In February 2016, Gurriel and his brother Yulieski defected after competing in the Caribbean Series in the Dominican Republic.
- His eldest brother Yunieski played almost two decades in Cuba's Serie Nacional and also starred for Quebec in the Canadian-American Association.
- Their father, Lourdes Gurriel Sr., played for the national team for 15 years and won a gold medal, two batting titles and a Most Valuable Player Award in Cuba...He was also a national team manager.
- The brothers also had an uncle, great uncle and cousin who shined on the diamond in Cuba.

LAST SEASON:

- In August declared a free agent by Major League Baseball.
- Ranked as the sixth best international prospect available at that point.
- In September, he held a showcase of his skills at Rod Carew Stadium that was attended by 60 MLB scouts.
- On November 12, signed a seven-year, Major League contract with the Toronto Blue Jays.

TRANSACTIONS

- Signed by the Toronto Blue Jays on November 12, 2016

PROFESSIONAL CAREER:

- Debuted with Sancti Spiritus in 2010 as a 16-year-old and was used as a pinch hitter, hitting .200 in 15 at bats over 16 games.
- In 2011 appeared in 55 games and batted .227 with three home runs and 16 runs batted in (RBI)...In his final season with Sancti Spiritus, hit .253 with four home runs and 32 RBI in 67 games.
- In 2013 joined the Industriales, playing 45 games and hitting .218 with one home run and 17 RBI.
- Prior to the start of the 2014 season, represented Cuba at the 2014 Central American and Caribbean Games, earning the gold medal.
- Appeared in 63 games in 2014 and batted .308 with eight home runs and 42 RBI.
- With the Industriales in 2015, hit .344 with 10 home runs and 53 RBI.
- After the 2015 Cuban League season, agreed to a contract with the Yokohama DeNA BayStars of Nippon Professional Baseball (NPB), but did not appear in any games for the team and was placed on the restricted list.

BLUE JAYS, MOST CONSECUTIVE GAMES WITH 1+ DOUBLE – ALL-TIME

| | |
|----|-------------------------|
| 32 | 07/22/2007 - 08/25/2007 |
| 31 | 04/10/2015 - 05/12/2015 |
| 31 | 04/11/2004 - 05/14/2004 |
| 31 | 07/09/2008 - 08/13/2008 |
| 31 | 06/21/2009 - 07/28/2009 |
| 29 | 08/14/1987 - 09/15/1987 |
| 29 | 07/27/1990 - 08/25/1990 |
| 27 | 07/16/1995 - 08/12/1995 |
| 26 | 06/24/1986 - 07/23/1986 |
| 26 | 08/31/2008 - 09/27/2008 |





HAPP

J.A.

BIRTHDATE October 19, 1982
 OPENING DAY AGE 34
 BIRTHPLACE Spring Valley, IL
 RESIDENCE Clearwater, FL
 TWITTER NA

33
PITCHER

BATS/THROWS L/L
 HEIGHT/WEIGHT 6-5/205
 CONTRACT STATUS signed thru 2018
 M.L. SERVICE 8.047
 OPTIONS USED 2 of 3

PERSONAL:

- James Anthony (J.A.) Happ... Name pronounced Jay.
- Graduate of St. Bede High School in Chicago... Earned team MVP in his senior season and was named Bureau County Athlete of the Year... Was a four year letter winner in baseball and basketball... Averaged 22 points in his senior year in basketball and is all-time leading scorer in St. Bede history.
- Attended Northwestern for three seasons... Became first Wildcat in history to be named All-Big-Ten in three straight seasons... Led the Big-Ten in ERA (2.68) and strikeouts (106) in his senior season.

LAST SEASON:

- Appeared in his third career postseason, and his first since 2009 with PHI... Made two starts, going 1-1, while tossing 5.0 innings in each outing.
- Matched his season-high with nine hits allowed in game two of the ALDS at TEX, however allowed only one run over 5.0 IP... Earned the win, marking his first career postseason victory.
- The opposition posted a .302 average off of him in the playoffs, the third highest mark by a Blue Jays pitcher in a single postseason in club history, trailing only Al Leiter (.372) and Doyle Alexander (.318).
- Set career-highs in wins (20), innings pitched (195.0) and strikeouts (163)... His 3.18 ERA was his lowest since 2009 (2.93).
- Became the 6th different TOR pitcher (8th time) to win 20 games in a season & 1st since Roy Halladay won 20 in 2008... Joined David Wells as the only two left-handed pitchers in club history to record 20 wins in a season... Reached 20 wins for the first time in his 10-year career... The only other pitcher to reach 20 wins in a season for the first time in his 10th season (or later) while pitching for the Blue Jays was David Wells (20-8 in 2000; 14th year in the major leagues).
- Earned his 19th win of the season on Sept. 15 at LAA... Improved his record to a then 26-5 mark over his last 38 starts dating back to August 19 of last season... The only other active pitchers who earned 26 or more wins over a 38-start span are Jake Arrieta (29), Justin Verlander (28), Clayton Kershaw (27), Max Scherzer (26), Chien-Ming Wang (26), Gio Gonzalez (26) and Ubaldo Jimenez (26).
- Had his 11-game win streak snapped on August 25 vs. LAA (lost 3-6)... It was T-3rd longest win streak in club history (Clemens - 15 in '98 & Halladay - 15 in '03)... Retired 13 consecutive batters entering the 6th, however did not record another out after the first five batters reached in the inning... Allowed 4+ER in back-to-back starts for just the 2nd time this year.
- Was the first pitcher in the Majors to reach 15 wins in 2016 after his victory Aug. 4 at HOU.
- Won his 13th game of the season, setting a new career-high on July 24 vs. SEA... Allowed just one hit - second time in his career he has tossed at least 6.0 innings while giving up just one hit (last: Sept. 28, 2015 vs. STL).
- Threw 5.2 scoreless innings in the Blue Jays win over the Tigers on July 8... Went 6-0 with a 2.95 ERA over a six start span from June 11-July... The last Blue Jays pitcher to go 6-0 with an ERA under 3.00 over a six-start span was Roy Halladay in 2003 (6-0, 2.31)... Earned win #12 with his performance becoming the fourth Blue Jays pitcher to win at least 12 games before the All-Star break, joining Roger Clemens (1997), David Wells (2000) and Roy Halladay (2003, 2005 and 2006).
- Became the first TOR starter with 11 strikeouts and no walks in a game since David Purcey in 2008 in his start July 3 vs. CLE... Marked the second time this season he tossed at least 7.0 innings without issuing a walk (June 11 vs. BAL)... Became the second TOR starter to strikeout at least 11 batters this season (Sanchez, June 7 at DET).
- Earned his 4th straight win on June 28 at COL despite allowing 5-ER... Marked just the third time in his career, and first since July 19, 2011 vs. WAS, to win when allowing 5ER.
- Picked up the win June 11 vs. BAL despite surrendering 3-HR... Had his streak of 86 LHB faced without allowing an XBH snapped (Chris Davis - HR)... Allowed multi-HR in consecutive starts for the first time since May 6-12, 2012.
- On May 26 at NYY limited the opposition to three hits for the second consecutive game, becoming then the third TOR pitcher since the beginning of the 2015 season to throw back-to-back games of at least 7.0 IP while allowing three hits or fewer (Estrada: June 19-24, 2015; Price: Aug. 3-15, 2015)... Prior to that stretch only one Blue Jays pitcher had accomplished the feat from 2000-2014 (Ricky Romero in 2011).
- Allowed eight runs over 2.0 IP & was charged with his first loss of the season, May 16 vs. TB.
- Had his longest outing since 2010 (9.0 IP) after tossing 8.2 scoreless innings May 10 at SF... Held the Giants to a .200 OPS in two-strike counts.
- On April 18 at BOS tossed seven innings of 1-run ball in a 4-3 win... Allowed his 1,000th career hit (2B to Hanley Ramirez)... Threw strikes in 85.7% (18/21) of two strike counts... Tossed 7.0 innings in back-to-back starts, the first time since April 17-22, 2015

WINS (2016, MLB)

| | |
|-------------------|-----------|
| 1. Rick Porcello | 22 |
| 2. JA Happ | 20 |
| Max Scherzer | 20 |
| 4. Jon Lester | 19 |
| 5. 3 players tied | 18 |

WINS % (2016, MLB)

| | |
|----------------------|--------------------|
| 1. Aaron Sanchez | .882 (15-2) |
| 2. Rick Porcello | .846 (22-4) |
| 3. JA Happ | .833 (20-4) |
| 4. Jon Lester | .792 (19-5) |
| 5. Stephen Strasburg | .789 (15-4) |

WINS % (2015-2016, MLB)

| | |
|--------------------|---------------------|
| 1. Zack Greinke | .762 (32-10) |
| 2. Jake Arrieta | .741 (40-14) |
| 3. JA Happ | .721 (31-12) |
| 4. Clayton Kershaw | .718 (28-11) |
| 5. David Price | .714 (35-14) |



| Year | Club & League | W-L | ERA | G | GS | CG | ShO | SV | IP | H | R | ER | HR | HB | BB-IBB | SO | WP | BK | OBA |
|-----------------------|-----------------------------|-------------|-------------|-----------|-----------|----------|----------|----------|--------------|------------|-----------|-----------|-----------|----------|-------------|------------|----------|----------|-------------|
| 2004 | Batavia (NYP) | 1-2 | 2.02 | 11 | 11 | 0 | 0 | 0 | 35.2 | 22 | 8 | 8 | 1 | 3 | 18-0 | 37 | 0 | 0 | .185 |
| 2005 | Lakewood (SAL) | 4-4 | 2.36 | 14 | 12 | 0 | 0 | 0 | 72.1 | 57 | 26 | 19 | 3 | 5 | 26-0 | 70 | 4 | 1 | .213 |
| | Reading (East) | 1-0 | 1.50 | 1 | 1 | 0 | 0 | 0 | 6.0 | 3 | 1 | 1 | 0 | 0 | 2-0 | 8 | 1 | 0 | .150 |
| 2006 | Clearwater (FSL) | 3-7 | 2.81 | 13 | 13 | 0 | 0 | 0 | 80.0 | 63 | 35 | 25 | 9 | 2 | 19-0 | 77 | 1 | 2 | .216 |
| | Reading (East) | 6-2 | 2.65 | 12 | 12 | 0 | 0 | 0 | 74.2 | 58 | 27 | 22 | 2 | 3 | 29-0 | 81 | 0 | 0 | .214 |
| | Scranton/Wilkes-Barre (Int) | 1-0 | 1.50 | 1 | 1 | 0 | 0 | 0 | 6.0 | 3 | 1 | 1 | 1 | 1 | 1-0 | 4 | 0 | 0 | .136 |
| 2007 | Ottawa (Int) | 4-6 | 5.02 | 24 | 24 | 0 | 0 | 0 | 118.1 | 118 | 74 | 56 | 12 | 0 | 62-1 | 117 | 2 | 1 | .265 |
| | PHILADELPHIA (NL) | 0-1 | 11.25 | 1 | 1 | 0 | 0 | 0 | 4.0 | 7 | 5 | 6 | 3 | 0 | 2-0 | 5 | 0 | 0 | .368 |
| 2008 | Lehigh Valley (Int) | 8-7 | 3.60 | 24 | 23 | 0 | 0 | 0 | 135.0 | 116 | 58 | 54 | 14 | 1 | 48-0 | 151 | 4 | 0 | .234 |
| | PHILADELPHIA (NL) | 1-0 | 3.69 | 8 | 4 | 0 | 0 | 0 | 31.2 | 28 | 13 | 13 | 3 | 1 | 14-1 | 26 | 1 | 0 | .233 |
| 2009 | PHILADELPHIA (NL) | 12-4 | 2.93 | 35 | 23 | 3 | 2 | 0 | 166.0 | 149 | 55 | 54 | 20 | 5 | 56-2 | 119 | 2 | 0 | .244 |
| 2010 | Clearwater (FSL) | 0-1 | 6.00 | 1 | 1 | 0 | 0 | 0 | 3.0 | 3 | 2 | 2 | 0 | 0 | 0-0 | 2 | 1 | 0 | .231 |
| | Reading (East) | 1-0 | 8.03 | 3 | 3 | 0 | 0 | 0 | 12.1 | 18 | 11 | 11 | 3 | 1 | 4-0 | 10 | 1 | 0 | .333 |
| | Lehigh Valley (Int) | 0-1 | 4.84 | 5 | 4 | 0 | 0 | 0 | 22.1 | 26 | 12 | 12 | 3 | 0 | 15-0 | 22 | 0 | 0 | .295 |
| | PHILADELPHIA (NL) | 1-0 | 1.76 | 3 | 3 | 0 | 0 | 0 | 15.1 | 13 | 4 | 3 | 1 | 0 | 12-0 | 9 | 1 | 0 | .232 |
| | HOUSTON (NL) | 5-4 | 3.75 | 13 | 13 | 1 | 1 | 1 | 72.0 | 60 | 33 | 30 | 7 | 1 | 35-1 | 61 | 3 | 0 | .230 |
| 2011 | Oklahoma City (PCL) | 1-0 | 1.50 | 3 | 3 | 0 | 0 | 0 | 18.0 | 11 | 5 | 3 | 0 | 0 | 9-0 | 16 | 0 | 0 | .177 |
| | HOUSTON (NL) | 6-15 | 5.35 | 28 | 28 | 0 | 0 | 0 | 156.1 | 157 | 103 | 93 | 21 | 2 | 83-5 | 134 | 3 | 2 | .265 |
| 2012 | HOUSTON (NL) | 7-9 | 4.83 | 18 | 18 | 0 | 0 | 0 | 104.1 | 112 | 58 | 56 | 17 | 1 | 39-0 | 98 | 5 | 0 | .275 |
| | TORONTO (AL) | 3-2 | 4.69 | 10 | 6 | 0 | 0 | 0 | 40.1 | 35 | 21 | 21 | 2 | 1 | 17-1 | 46 | 2 | 0 | .236 |
| 2013 | BlueJays (GCL) | 0-0 | 0.00 | 1 | 1 | 0 | 0 | 0 | 3.0 | 4 | 2 | 0 | 0 | 0 | 0-0 | 0 | 0 | 0 | .286 |
| | Dunedin (FSL) | 0-0 | 0.00 | 1 | 1 | 0 | 0 | 0 | 5.0 | 3 | 0 | 0 | 0 | 0 | 0-0 | 7 | 0 | 0 | .176 |
| | Buffalo (Int) | 0-2 | 6.75 | 3 | 3 | 0 | 0 | 0 | 13.1 | 17 | 10 | 10 | 2 | 0 | 8-0 | 13 | 1 | 0 | .321 |
| | TORONTO (AL) | 5-7 | 4.56 | 18 | 18 | 0 | 0 | 0 | 92.2 | 91 | 53 | 47 | 10 | 2 | 45-0 | 77 | 5 | 0 | .250 |
| 2014 | Dunedin (FSL) | 1-0 | 3.60 | 1 | 1 | 0 | 0 | 0 | 5.0 | 3 | 2 | 2 | 0 | 0 | 1-0 | 5 | 0 | 0 | .176 |
| | Buffalo (Int) | 0-0 | 1.93 | 1 | 1 | 0 | 0 | 0 | 4.2 | 5 | 1 | 1 | 1 | 0 | 2-0 | 6 | 0 | 0 | .278 |
| | TORONTO (AL) | 11-11 | 4.22 | 30 | 26 | 0 | 0 | 0 | 158.0 | 160 | 79 | 74 | 22 | 2 | 51-0 | 133 | 1 | 0 | .261 |
| 2015 | SEATTLE (AL) | 4-6 | 4.64 | 21 | 20 | 0 | 0 | 0 | 108.2 | 121 | 58 | 56 | 13 | 2 | 32-3 | 82 | 4 | 0 | .279 |
| | PITTSBURGH (NL) | 7-2 | 1.85 | 11 | 11 | 0 | 0 | 0 | 63.1 | 52 | 13 | 13 | 3 | 0 | 13-1 | 69 | 2 | 0 | .221 |
| 2016 | TORONTO (AL) | 20-4 | 3.18 | 32 | 32 | 0 | 0 | 0 | 195.0 | 168 | 72 | 69 | 22 | 6 | 60-0 | 163 | 3 | 2 | .231 |
| Minor Totals | | 31-32 | 3.47 | 119 | 115 | 0 | 0 | 0 | 614.2 | 530 | 275 | 237 | 51 | 16 | 244-1 | 626 | 15 | 4 | .234 |
| TORONTO TOTALS | | 39-24 | 3.91 | 90 | 82 | 0 | 0 | 0 | 486.0 | 454 | 225 | 211 | 56 | 11 | 173-1 | 419 | 11 | 2 | .245 |
| MAJOR TOTALS | | 82-65 | 3.98 | 228 | 203 | 4 | 3 | 0 | 1207.2 | 1153 | 567 | 534 | 144 | 23 | 459-14 | 1022 | 32 | 4 | .251 |

DIVISION SERIES RECORD

| Year | Club & Opp. | W-L | ERA | G | GS | CG | ShO | SV | IP | H | R | ER | HR | HB | BB-IBB | SO | WP | BK |
|---------------|-------------|-----|------|---|----|----|-----|----|-----|----|---|----|----|----|--------|----|----|----|
| 2009 | PHI vs. LAD | 0-0 | 9.00 | 2 | 1 | 0 | 0 | 0 | 3.0 | 6 | 3 | 3 | 0 | 0 | 2-0 | 4 | 0 | 0 |
| 2016 | TOR vs. TEX | 1-0 | 1.80 | 1 | 1 | 0 | 0 | 0 | 5.0 | 9 | 1 | 1 | 0 | 0 | 1-0 | 5 | 0 | 0 |
| TOTALS | | 1-0 | 4.50 | 3 | 2 | 0 | 0 | 0 | 8.0 | 15 | 4 | 4 | 0 | 0 | 3-0 | 9 | 0 | 0 |

LEAGUE CHAMPIONSHIP SERIES RECORD

| Year | Club & Opp. | W-L | ERA | G | GS | CG | ShO | SV | IP | H | R | ER | HR | HB | BB-IBB | SO | WP | BK |
|---------------|-------------|-----|------|---|----|----|-----|----|-----|---|---|----|----|----|--------|----|----|----|
| 2008 | PHI vs. LAD | 0-0 | 3.00 | 1 | 0 | 0 | 0 | 0 | 3.0 | 4 | 1 | 1 | 0 | 0 | 2-0 | 2 | 0 | 0 |
| 2009 | PHI vs. LAD | 0-0 | 0.00 | 3 | 0 | 0 | 0 | 0 | 0.2 | 0 | 0 | 0 | 0 | 0 | 3-0 | 0 | 0 | 0 |
| 2016 | TOR vs. CLE | 0-1 | 3.60 | 1 | 1 | 0 | 0 | 0 | 5.0 | 4 | 2 | 2 | 1 | 0 | 1-0 | 4 | 1 | 0 |
| TOTALS | | 0-1 | 3.12 | 5 | 1 | 0 | 0 | 0 | 8.2 | 8 | 3 | 3 | 1 | 0 | 6-0 | 6 | 1 | 0 |

TRANSACTIONS

- Selected by the Philadelphia Phillies in the 3rd round of 2004 First Year Player Draft
- Traded to the Houston Astros along with IF Jonathan Villar and OF Anthony Gose in exchange for RHP Roy Oswalt on July 29, 2010
- Traded to the Toronto Blue Jays along with RHP David Carpenter and RHP Brandon Lyon in exchange for a player to be named later, RHP Asher Wojciechowski, C Carlos Perez, LHP David Rollins, RHP Joseph Musgrove, RHP Francisco Cordero and OF Ben Francisco on July 20, 2012. The Blue Jays sent RHP Kevin Comer to the Astros to complete the trade on August 16, 2012
- On disabled list (fractured right foot) from September 7-remainder of season, 2012
- On disabled list (head contusion and knee sprain) from May 8-August 4, 2013
- On disabled list (sore back) from March 26-April 13, 2014
- Traded to the Seattle Mariners in exchange for OF Michael Saunders on December 3, 2014
- Traded to the Pittsburgh Pirates in exchange for RHP Adrian Sampson on July 31, 2015
- Signed by the Toronto Blue Jays on November 27, 2015

20-GAME WINNERS, CLUB HISTORY

| | | |
|----------------|-----------|-------------|
| Roy Halladay | 22 | 2003 |
| Roger Clemens | 21 | 1997 |
| Jack Morris | 21 | 1992 |
| Roger Clemens | 20 | 1998 |
| Roy Halladay | 20 | 2008 |
| JA Happ | 20 | 2016 |
| Pat Hentgen | 20 | 1996 |
| David Wells | 20 | 2000 |

MOST WINS BY A TOR-LHP, SINGLE SEASON

| | | |
|----------------|-----------|-------------|
| JA Happ | 20 | 2016 |
| David Wells | 20 | 2000 |
| Jimmy Key | 17 | 1987 |
| Davis Wells | 17 | 1999 |
| Jimmy Key | 16 | 1991 |



GAME HIGHS

| | | | |
|-------------------------|--------------------------------------|---------------------------------|-----------------------------------|
| ML Debut | June 30, 2007 vs. NYM | ER Allowed | 8 - 2x, last May 16, 2016 vs. TB |
| Innings Pitched: | | HR Allowed | 3 - 6x, last Aug. 17, 2016 at NYY |
| Starter | 9.0 - 3x, last Aug. 30, 2010 vs. STL | Low Hit CG | 2 - Aug. 30, 2010 vs. STL |
| Reliever | 3.2 - May 7, 2009 at NYM | Last Win | Sept. 20, 2016 at SEA |
| Walks: | | Last Save | None |
| Starter | 7 - 2x, last May 2, 2013 vs. BOS | Last CG | Aug. 30, 2010 vs. STL |
| Reliever | 3 - 2x, last April 17, 2014 at MIN | Last SHO | Aug. 30, 2010 vs. STL |
| Strikeouts: | | Last Start | Oct. 1, 2016 at BOS |
| Starter | 12 - Aug. 7, 2014 vs. BAL | Last Relief App. | July 7, 2015 vs. ARI |
| Reliever | 5 - Sept. 9, 2008 vs. FLA | Longest Win Streak | 11G - June 11-Aug. 17, 2016 |
| Hits Allowed | 11 - June 13, 2012 at SF | Longest Losing Streak | 7G - May 19-July 7, 2011 |
| | | Scoreless Innings Streak | 16.0 - July 29-Aug. 11, 2009 |

MILESTONES

| Category | Date | Opponent | Notes |
|----------------------------|--------------------|---------------------|---|
| Start | 1 June 30, 2007 | New York (NL) | ML debut - L, 4.0 IP, 7H, 5ER, 3HR, 2BB, 5K |
| | 100 June 7, 2012 | St. Louis | L, 4.2, 5H, 4ER, 5BB, 6K, HR |
| Win | 1 Sept. 17, 2008 | at Atlanta | as a starter - 6.0 IP, 3H, BB, 2K |
| | 1 June 27, 2009 | at Toronto | 9.0 IP, 5H, 4K |
| ShO | 2 Aug. 5, 2009 | Colorado | 9.0 IP, 4H, 2BB, 10K |
| | 3 Aug. 30, 2010 | St. Louis | 9.0 IP, 2H, BB, 4K |
| | 1000 Aug. 30, 2016 | at Baltimore | Chris Davis |
| 10+ Strikeout Games | 1 Aug. 5, 2009 | Colorado | 10 strikeouts |
| | 2 May 27, 2012 | at Los Angeles (NL) | 10 strikeouts |
| | 3 Aug. 7, 2014 | Baltimore | 12 strikeouts |
| | 4 Sept. 9, 2015 | at Cincinnati | 10 strikeouts |
| | 5 July 3, 2016 | Cleveland | 11 strikeouts |
| | 6 July 30, 2016 | Baltimore | 11 strikeouts |

PROFESSIONAL CAREER:

- His 1.37 ERA from August 8, through the end of 2015 season was the second-lowest in the Major Leagues behind Jake Arieta (0.49).
- Matched a Mariners record by allowing two runs or fewer in each of his first six home starts from April 17-June 5, 2015 (matched Joel Pineiro's streak from July 26, 2001 to May 10, 2002).
- Snapped a streak of 14 consecutive home starts, dating back to July 22, 2014, of allowing no more than three runs after giving up four runs vs. Detroit on July 8.
- Won five straight starts for the Pirates and posted a 0.88 ERA between August 19 and September 9, 2015.
- Appeared in the postseason on three separate occasions with the Phillies... Posted a 3.38 ERA in 2 games of the 2009 World Series... Started Game 3 of the 2009 NLDS... Overall owns a 3.72 ERA in 10 postseason outings (three starts) with a 1-1 record...Both decisions coming as a Blue Jay.
- Struck out a career-high 12 batters in 8.0 innings Aug. 7, 2014 vs. Baltimore...Most strikeouts by a Toronto starter since Aug. 17, 2001 (Morrow - 12).
- Suffered a skull fracture and sprained knee when struck by a ball off of the bat of Desmond Jennings on May 7, 2013 at Tampa Bay...Missed three months primarily due to the knee injury.
- Finished 2nd in the 2009 BBWAA's NL Rookie of the Year voting, garnering 94 points (10 first-place votes, 11 second-place votes and 11 third-place votes)... Was the only player named on every one of the 32 ballots cast by the BBWAA... Won the Players Choice Award for NL Outstanding Rookie, voted by MLB players and presented by the MLBPA, and was named NL Rookie of the Year by The Sporting News.
- Led all NL rookies in innings (166.0), SO (119), winning pct. (.750), CG (3) and SHO (2), tied for the lead in wins (12), ranked 2nd in ERA (2.93) and finished 3rd in starts (23) and opponents' avg (.244)... Named to the Topps Rookie All-Star team.
- Became the 1st Phillies rookie with 12 wins in a season since 1959 (Jim Owens, 12-12) and 4th in the last 40 years to pitch 2 SHO in same season (Tom Underwood - 1975, Pat Combs - 1990 and Tyler Green - 1995)... Started the season 7-0 before taking his 1st loss, July 24 vs STL (6.0 IP, 10 H, 5 ER, 6 SO)... Pitched his first two career SHO: June 27 at TOR (9.0 IP, 5 H, 4 SO) and Aug. 5 vs COL (9.0 IP, 4 H, 2 BB, 10 SO).
- His two-hit, complete-game shutout on Aug. 30, 2011 vs. STL marked the first time an Astros LHP hurled a complete game allowing two hits-or-less since Bob Knepper had a one-hit, 1-0 shutout over ATL in the Astrodome on Sept. 21, 1988.
- With Toronto in 2012 struck out 46 batters in 40.1 innings for a 10.3 strikeout per nine total, becoming one of two Blue Jays pitchers to post a strikeout per nine total of more than 10 (min 40IP) along with Jason Frasor (10.92).
- Had his contract purchased on June 30, 2007 and made his **ML debut** that day in a start vs NYM (L, 4.0 IP, 7 H, 5 R, 5 ER, 2 BB, 5 SO)... Was optioned back to Ottawa following the game.
- Winner of the Paul Owens Award as the best pitcher in the Phillies minor league system in 2008.





HARRELL LUCAS

64
PITCHER

BIRTHDATE June 2, 1985
 OPENING DAY AGE 31
 BIRTHPLACE Springfield, MO
 RESIDENCE Tampa, FL
 TWITTER @LucasHarrell34

BATS/THROWS S/R
 HEIGHT/WEIGHT 6-2/210
 CONTRACT STATUS signed thru 2017
 M.L. SERVICE 3.027
 OPTIONS USED 4 of 4

NON-ROSTER

PERSONAL:

- Lucas William Bradley Harrell
- As a shortstop/pitcher, led Ozark High School to its first state championship in 2004 over Mary Institute and the Saint Louis Country Day School.
- That same 2004 season, went 10–1 with a 1.09 ERA.
- Had three hits in the State Championship game against MICDS in 2004.
- Threw a complete game as Ozark scored a 2–1 victory over nationally ranked Sikeston, Missouri.
- Played on the Ozark State Championship basketball team in 2003.

LAST SEASON:

- On March 7 signed a minor league contract with the Detroit Tigers...Appeared in six games between the AAA and AA minor league Tigers system.
- Acquired by the Braves on May 21.
- On July 2, the Braves called him up to make a spot start...Pitched six innings, yielding one run on five hits in his first Major League start since April 15, 2014, and earned his first win since August 14, 2013.
- On July 27 the Braves traded Harrell and Dario Álvarez to the Texas Rangers for Travis Demeritte.
- Made his Rangers debut on July 31 and earned a win.
- On October 28 rejected an outright assignment to the minor leagues and became a free agent.

| Year | Club & League | W-L | ERA | G | GS | CG | ShO | SV | IP | H | R | ER | HR | HB | BB-IBB | SO | WP | BK | OBA |
|------|---------------------|--------------|-------|-----------|-----------|----------|----------|----|--|-----|-----|-----|-----------|----|-------------|------------|----|----|------|
| 2004 | Bristol (APP) | 3-5 | 5.59 | 13 | 9 | 0 | 0 | 0 | 48.5 | 53 | 39 | 30 | 5 | 4 | 32-1 | 33 | 2 | 0 | .282 |
| 2005 | Kannapolis (SAL) | 7-11 | 3.65 | 26 | 26 | 0 | 0 | 0 | 133.1 | 128 | 86 | 54 | 8 | 11 | 71-1 | 85 | 13 | 4 | .248 |
| 2006 | Winston-Salem (CAR) | 7-2 | 2.45 | 17 | 17 | 0 | 0 | 0 | 91.2 | 58 | 29 | 25 | 3 | 7 | 44-0 | 70 | 3 | 0 | .182 |
| | Birmingham (SOU) | 0-2 | 10.24 | 3 | 3 | 0 | 0 | 0 | 9.2 | 12 | 12 | 11 | 1 | 0 | 14-0 | 4 | 2 | 1 | .316 |
| 2007 | | | | | | | | | Injured - Did Not Play | | | | | | | | | | |
| 2008 | Bristol (APP) | 0-0 | 3.00 | 1 | 1 | 0 | 0 | 0 | 3.0 | 3 | 1 | 1 | 0 | 0 | 1-0 | 5 | 0 | 0 | .273 |
| | Kannapolis (SAL) | 1-1 | 5.91 | 3 | 3 | 0 | 0 | 0 | 10.2 | 13 | 7 | 7 | 0 | 1 | 4-0 | 7 | 0 | 0 | .302 |
| | Birmingham (SOU) | 3-3 | 3.46 | 11 | 10 | 0 | 0 | 0 | 54.2 | 56 | 30 | 21 | 3 | 2 | 19-0 | 34 | 3 | 0 | .272 |
| 2009 | Birmingham (SOU) | 8-3 | 3.25 | 14 | 14 | 0 | 0 | 0 | 80.1 | 78 | 38 | 29 | 4 | 2 | 32-0 | 51 | 5 | 0 | .264 |
| | Charlotte (INT) | 4-1 | 3.29 | 11 | 11 | 0 | 0 | 0 | 65.2 | 58 | 26 | 24 | 3 | 3 | 37-0 | 42 | 3 | 1 | .246 |
| 2010 | Charlotte (INT) | 10-10 | 4.58 | 26 | 26 | 0 | 0 | 0 | 137.2 | 141 | 79 | 70 | 11 | 5 | 61-1 | 84 | 4 | 1 | .268 |
| | CHICAGO (AL) | 1-0 | 4.88 | 8 | 3 | 0 | 0 | 0 | 24.0 | 34 | 18 | 13 | 2 | 0 | 17-1 | 15 | 1 | 0 | .337 |
| 2011 | CHICAGO (AL) | 0-0 | 7.20 | 3 | 0 | 0 | 0 | 0 | 5.0 | 11 | 4 | 4 | 0 | 0 | 1-0 | 5 | 0 | 0 | .440 |
| | Charlotte (INT) | 7-3 | 3.27 | 13 | 12 | 0 | 0 | 0 | 74.1 | 67 | 28 | 27 | 6 | 1 | 26-0 | 56 | 5 | 0 | .244 |
| | Oklahoma City (PCL) | 5-2 | 1.72 | 9 | 9 | 0 | 0 | 0 | 52.1 | 42 | 12 | 10 | 0 | 2 | 24-3 | 38 | 1 | 0 | .220 |
| | HOUSTON (NL) | 0-2 | 3.46 | 6 | 2 | 0 | 0 | 0 | 13.0 | 12 | 8 | 5 | 0 | 1 | 7-0 | 10 | 1 | 1 | .240 |
| 2012 | HOUSTON (NL) | 11-11 | 3.76 | 32 | 32 | 1 | 1 | 0 | 193.2 | 185 | 90 | 81 | 13 | 1 | 78-5 | 140 | 10 | 3 | .253 |
| 2013 | HOUSTON (AL) | 6-17 | 5.86 | 36 | 22 | 0 | 0 | 0 | 153.2 | 174 | 111 | 100 | 20 | 6 | 88-5 | 89 | 8 | 0 | .289 |
| 2014 | Reno (PCL) | 6-4 | 5.15 | 22 | 20 | 0 | 0 | 0 | 106.2 | 115 | 64 | 61 | 12 | 5 | 77-0 | 67 | 8 | 0 | .285 |
| | HOUSTON (AL) | 0-3 | 9.49 | 3 | 3 | 0 | 0 | 0 | 12.1 | 19 | 14 | 13 | 2 | 0 | 9-1 | 9 | 1 | 0 | .345 |
| 2015 | | | | | | | | | Played in Korea Professional Baseball League | | | | | | | | | | |
| 2016 | Toledo (INT) | 1-0 | 3.60 | 1 | 1 | 0 | 0 | 0 | 5.0 | 5 | 2 | 2 | 0 | 0 | 2-0 | 4 | 1 | 0 | .278 |
| | Erie (EAS) | 2-1 | 3.28 | 5 | 5 | 0 | 0 | 0 | 24.2 | 24 | 11 | 9 | 1 | 1 | 14-0 | 16 | 2 | 0 | .253 |
| | Gwinnett (INT) | 2-1 | 2.81 | 9 | 5 | 0 | 0 | 0 | 32.0 | 35 | 13 | 10 | 1 | 1 | 19-0 | 27 | 1 | 0 | .282 |
| | ATLANTA (NL) | 2-2 | 3.38 | 5 | 5 | 0 | 0 | 0 | 29.1 | 25 | 13 | 11 | 1 | 3 | 12-0 | 21 | 3 | 0 | .234 |
| | Texas (AL) | 1-0 | 5.60 | 4 | 4 | 0 | 0 | 0 | 17.2 | 21 | 11 | 11 | 3 | 1 | 13-0 | 15 | 2 | 0 | .309 |
| | Minor Totals | 66-49 | 3.78 | 184 | 172 | 0 | 0 | 0 | 930.0 | 888 | 477 | 391 | 58 | 45 | 477-6 | 623 | 53 | 7 | .255 |
| | MAJOR TOTALS | 21-35 | 4.77 | 97 | 71 | 1 | 1 | 0 | 448.2 | 481 | 269 | 238 | 41 | 12 | 225-12 | 304 | 26 | 4 | .277 |

TRANSACTIONS

- Selected by the Chicago White Sox in the 4th round of the 2004 First Year Player Draft
- Claimed off waivers by the Houston Astros on July 8, 2011
- Traded to the Arizona Diamondbacks in exchange for a player to be named later on April 28, 2014
- Signed to Play in Korea (LG Twins) on November 25, 2014
- Signed by the Detroit Tigers on March 1, 2016
- Signed by the Atlanta Braves on May 20, 2016
- Traded to the Texas Rangers along with LHP Dario Alvarez to the Texas Rangers for INF Travis Demeritte on July 27, 2016
- Signed by the Toronto Blue Jays on January 30, 2017

BIOGRAPHIES

LAST SEASON

HISTORY

RECORDS

OPPONENTS

PLAYER DEV.

MEDIA & MISC.



GAME HIGHS

| | | | |
|-------------------------|-----------------------------------|---------------------------------|----------------------------------|
| ML Debut | July 30, 2010 vs. OAK | ER Allowed | 9 - May 30, 2012 at COL |
| Innings Pitched: | | HR Allowed | 3 - 2x, last July 5, 2013 at TEX |
| Starter | 9.0 - June 27, 2012 vs. SD | Low Hit CG | 6 - June 27, 2012 vs. SD |
| Reliever | 5.0 - Sept. 16, 2013 vs. CIN | Last Win | July 31, 2016 vs. KC |
| Walks: | | Last Save | None |
| Starter | 6 - 3x, last July 5, 2013 at TEX | Last CG | June 27, 2012 vs. SD |
| Reliever | 4 - Sept. 16, 2013 vs. CIN | Last Sho | June 27, 2012 vs. SD |
| Strikeouts: | | Last Start | Aug. 16, 2016 vs. OAK |
| Starter | 9 - 2x, last July 3, 2012 at PIT | Last Relief App. | Sept. 29, 2013 vs. NYY |
| Reliever | 4 - Sept. 29, 2013 vs. NYY | Longest Win Streak | 3G - April 19-29, 2013 |
| Hits Allowed | 10 - 2x, last May 4, 2013 vs. DET | Longest Losing Streak | 6G - June 25-Aug. 10, 2013 |
| | | Scoreless Innings Streak | 18.0 - June 22-July 3, 2012 |

MILESTONES

| Category | Date | Opponent | Notes |
|--------------|-----------------|-----------|------------------------|
| Start | 1 July 30, 2010 | Oakland | W, 6.0, 4H, ER, 5BB, K |
| Win | 1 July 30, 2010 | Oakland | 6.0, 4H, ER, 5BB, K |
| ShO | 1 June 27, 2012 | San Diego | 9.0, 6H, 4BB, 7K |

PROFESSIONAL CAREER:

- On November 25, 2014 signed with the LG Twins of the Korean Professional Baseball League
- On April 16, 2014, the Astros designated him for assignment...Was outrighted to the minor leagues on April 22.
- In 2013, finished with a league high 17 losses accompanied by a 5.86 ERA in 36 games (22 starts)...He also finished with a league high 88 walks.
- On June 27, 2012 recorded his first shutout and complete game in a 1-0 win over the San Diego Padres...Not since Taylor Buchholz in 2006 had an Astros rookie pitcher recorded a shutout.
- In 2012, led the Astros in wins (11), innings pitched (193.2), ERA (3.76) and in WHIP (1.35).
- Made his **MLB debut** on July 30, 2010, pitching six innings and allowing only one run in a 6-1 win over the Oakland Athletics
- In 2009, was called up to play in the Baseball World Cup with Team USA.
- In 2007, missed the entire season following right shoulder surgery





HOUSE T.J.

44
PITCHER

NON-ROSTER

BIRTHDATE September 29, 1989
 OPENING DAY AGE 27
 BIRTHPLACE Slidell, LA
 RESIDENCE Cleveland, OH
 TWITTER @THouse25

BATS/THROWS R/L
 HEIGHT/WEIGHT 6-1/205
 CONTRACT STATUS signed thru 2017
 M.L. SERVICE 1.120
 OPTIONS USED 3 of 3

PERSONAL:

- Glenn Anthony House, Jr.
- Pitched varsity at Picayune High School (MS) starting in the 8th grade...Member of the 2007 USA Baseball Junior National team that won a bronze medal in the PanAm Games in Ixtapa, Mexico.
- Committed to the Tulane Green Wave out of high school prior to signing with the Indians...As a senior in high school he went 7-2 with a 0.89 ERA and had 99 strikeouts and 25 walks...Named top amateur player in state of Mississippi entering draft by Baseball America.
- Member of Picayune Memorial High School swim team and helped them win a state championship in 2006 (200 IM)...Father's nickname growing up was "Tiger" and he earned the nickname "TJ" growing up.

LAST SEASON:

- Spent the majority of the season with the Columbus Clippers (AAA), while appearing in four games with the Indians...Was used primarily as a reliever with Columbus after beginning the year making 12 starts.
- In his 12 starts posted a 4.82 ERA (28 ER/52.1 IP) with opponents batting .308 off of him...In 21 games out of the bullpen pitched to a 1.80 ERA (4ER/20.0 IP) while allowing batters to hit .291 off of him...Gave up three home runs in his 20.0 innings as a reliever.
- Allowed just one earned run over his final 12 appearances of the season, a span of 10.2 innings pitched.
- Appeared in four games with the Indians, allowing one earned run over 2.2 IP...Surrendered six hits in 12 at-bats.

Bold – career high; Red – league high

| Year | Club & League | W-L | ERA | G | GS | CG | ShO | SV | IP | H | R | ER | HR | HB | BB-IBB | SO | WP | BK | OBA |
|---------------------|-----------------------|------------|-------------|-----------|-----------|----|-----|----|--------------|------------|-----------|-----------|-----------|----------|-------------|-----------|----------|----|-----|
| 2009 | Lake County (SAL) | 6-11 | 3.15 | 26 | 26 | 0 | 0 | 0 | 134.1 | 127 | 56 | 47 | 8 | 3 | 49-0 | 109 | 8 | 1 | 250 |
| 2010 | Kinston (CAR) | 6-10 | 3.91 | 27 | 26 | 0 | 0 | 0 | 135.2 | 135 | 74 | 59 | 7 | 6 | 61-0 | 106 | 10 | 1 | 264 |
| 2011 | Kinston (CAR) | 6-12 | 5.19 | 25 | 24 | 1 | 1 | 0 | 130.0 | 133 | 85 | 75 | 12 | 6 | 66-0 | 89 | 8 | 0 | 269 |
| 2012 | Carolina (CAR) | 2-0 | 1.44 | 4 | 4 | 0 | 0 | 0 | 25.0 | 17 | 9 | 4 | 1 | 3 | 6-0 | 26 | 2 | 0 | 189 |
| | Akron (EAS) | 8-5 | 3.98 | 23 | 23 | 1 | 1 | 0 | 124.1 | 114 | 59 | 55 | 7 | 7 | 44-0 | 90 | 2 | 1 | 246 |
| 2013 | Akron (EAS) | 2-1 | 3.22 | 4 | 4 | 0 | 0 | 0 | 22.1 | 20 | 8 | 8 | 1 | 0 | 3-0 | 27 | 0 | 0 | 235 |
| | Columbus (INT) | 7-10 | 4.32 | 24 | 24 | 2 | 0 | 0 | 141.2 | 163 | 76 | 68 | 11 | 4 | 54-0 | 110 | 4 | 0 | 291 |
| 2014 | Mahoning Valley (NYP) | 0-0 | 0.00 | 1 | 1 | 0 | 0 | 0 | 5.0 | 2 | 0 | 0 | 0 | 0 | 0-0 | 4 | 0 | 0 | 133 |
| | Columbus (INT) | 1-4 | 3.79 | 10 | 10 | 0 | 0 | 0 | 57.0 | 56 | 25 | 24 | 3 | 2 | 16-0 | 42 | 1 | 0 | 264 |
| | CLEVELAND (AL) | 5-3 | 3.35 | 19 | 18 | 0 | 0 | 0 | 102.0 | 113 | 41 | 38 | 10 | 7 | 22-1 | 80 | 1 | 0 | 284 |
| 2015 | CLEVELAND (AL) | 0-4 | 13.15 | 4 | 4 | 0 | 0 | 0 | 13.0 | 21 | 19 | 19 | 1 | 2 | 12-1 | 7 | 0 | 0 | 362 |
| | Lake County (MID) | 0-0 | 0.00 | 1 | 1 | 0 | 0 | 0 | 3.0 | 1 | 0 | 0 | 0 | 0 | 0-0 | 5 | 0 | 0 | 100 |
| | Columbus (INT) | 0-2 | 3.86 | 4 | 4 | 0 | 0 | 0 | 21.0 | 21 | 13 | 9 | 3 | 1 | 13-0 | 13 | 1 | 0 | 273 |
| 2016 | Columbus (INT) | 0-3 | 3.98 | 33 | 12 | 0 | 0 | 1 | 72.1 | 89 | 44 | 32 | 6 | 2 | 43-0 | 50 | 5 | 0 | 304 |
| | CLEVELAND (AL) | 0-0 | 3.38 | 4 | 0 | 0 | 0 | 0 | 2.2 | 6 | 1 | 1 | 0 | 1 | 0-0 | 2 | 0 | 0 | 500 |
| Minor Totals | | 43-58 | 3.93 | 182 | 159 | 4 | 2 | 1 | 871.2 | 878 | 449 | 381 | 59 | 34 | 355-0 | 671 | 41 | 3 | 264 |
| MAJOR TOTALS | | 5-7 | 4.44 | 27 | 22 | 0 | 0 | 0 | 117.2 | 140 | 61 | 58 | 11 | 10 | 34-2 | 89 | 1 | 0 | 299 |

TRANSACTIONS

- Selected by the Cleveland Indians in the 16th round of the 2008 First Year Player Draft
- On disabled list (left shoulder inflammation) from May 1-21, 2015
- Signed by the Toronto Blue Jays on December 14, 2016

GAME HIGHS

| | | | |
|-------------------------|---------------------------------------|---------------------------------|----------------------------|
| ML Debut | May 17, 2014 vs. OAK | ER Allowed | 6 - April 12, 2015 vs. DET |
| Innings Pitched: | | HR Allowed | 2 - May 23, 2014 at BAL |
| Starter | 7.0 - 3x. last Sept. 11, 2014 vs. MIN | Low Hit CG | None |
| Reliever | 1.2 - July 6, 2016 vs. DET | Last Win | Sept. 28, 2014 vs. TB |
| Walks: | | Last Save | None |
| Starter | 4 - April 25, 2015 at DET | Last CG | None |
| Reliever | None | Last ShO | None |
| Strikeouts: | | Last Start | April 30, 2015 vs. TOR |
| Starter | 8 - 2x. last Sept. 11, 2014 vs. MIN | Last Relief App. | July 10, 2016 vs. NYY |
| Reliever | 2 - July 6, 2016 vs. DET | Longest Win Streak | 3G - Sept. 11-28, 2014 |
| Hits Allowed | 11 - May 23, 2014 at BAL | Longest Losing Streak | 4G - April 12-30, 2015 |
| | | Scoreless Innings Streak | 12.0 - Sept. 5-20, 2014 |

MILESTONES

| Category | Date | Opponent | Notes |
|--------------|----------------|--------------|-------------------------------|
| Start | 1 May 23, 2014 | at Baltimore | L, 6.0, 11H, 5ER, 2HR, 2BB, K |
| Win | 1 July 5, 2014 | Kansas City | 6.2, 9H, 3ER, HR, 3K |



PROFESSIONAL CAREER:

- Spent the last five months of the 2015 season on DL.
- Made his season debut on April 12, 2015 vs. DET and lasted a career-low 1.1IP in the 8-5 loss (1.1IP, 6H, 6R/ER, 3BB, 2K).
- Was placed on the 15-day DL on May 1, 2015 with left shoulder inflammation... Activated and optioned to Columbus on May 21 and made three more starts with the Clippers, May 25-30 and June 5...Placed on the Triple-A DL with continued shoulder soreness on June 6 and rehabbed the remainder of the season at the Goodyear, AZ Complex... His May 21 option and Triple-A DL placement were rescinded on August 13 and he was placed on the Major League DL, retroactive back to May 1.
- Appeared in two Arizona Fall League games beginning on Oct. 22 (3.0IP, 1H) and was pronounced fit heading into 2016.
- Made his **Major League debut** with 1.0 perfect inning of relief on May 17, 2014 vs. Oakland.
- Made his first Major League start on May 23, 2014 at Baltimore (L, 6.0 IP, 11H, 5R/ER, 2BB, 1K) and picked up his first win on July 5 vs. KC (6.2IP, 9H, 3R/ER, 0BB, 3K)...Finished 6th among American League rookies with a 3.35 ERA.
- Went 7.0 innings with one run (or less) allowed and 0 walks over three straight starts, August 31-September 11, becoming the first Indian to do so dating back to at least 1914...Was the 16th pitcher overall to accomplish the 7.0IP, 1 run (or less), 0 walk trick and just the third since 2001 (David Price 2013, Derek Holland 2014).
- Became the first southpaw to start for the Indians in 2014 and the first to make his first Major League start with the Tribe since LHP David Huff in 2009...Joined Huff, Scott Lewis (2008), Aaron Laffey (2007) and Jeremy Sowers (2006) as just the 5th southpaw to make his first Major League start as an Indian over the past 10 seasons.
- In 2012, finished 4th among Indians farmhands in innings, tied for 3rd in wins and 3rd in strikeouts...Completed a stint in the Arizona Fall League for Scottsdale after the season, going 3-1 with a 3.00 ERA in 6 starts (27.0IP, 20H, 9R/ER, 9BB, 26K, .208AVG).

LONGEST CONSECUTIVE BATTERS RETIRED STREAKS (BLUE JAY HISTORY)

| BF | First | Last | Pitcher |
|-----------|-------------------|-------------------|--------------------|
| 26 | 08/04/1989 | 08/04/1989 | Dave Stieb |
| 25 | 04/13/2013 | 05/07/2013 | Casey Janssen |
| 25 | 05/31/2013 | 07/17/2013 | Brett Cecil |
| 25 | 06/17/1995 | 06/17/1995 | David Cone |
| 25 | 06/13/1991 | 06/19/1991 | Jimmy Key |
| 25 | 09/22/1982 | 09/28/1982 | Jim Clancy |





HOWELL

J.P.

56
PITCHER

BIRTHDATE April 25, 1983
 OPENING DAY AGE 33
 BIRTHPLACE Modesto, CA
 RESIDENCE San Jose, CA
 TWITTER @NA

BATS/THROWS L/L
 HEIGHT/WEIGHT 6-0/180
 CONTRACT STATUS signed thru 2017
 M.L. SERVICE 10.007
 OPTIONS USED 3 of 3

PERSONAL:

- James Phillip Howell
- Met his wife in 2009 at USC, a former USC 800 meter runner and Fox Sports reporter who is a member of the Los Gatos High School Athletic Hall of Fame.
- The couple founded Discover Your Path Foundation to reach out to kids together.
- In 2011, his wife published a children's book, 'The Adventures of Dangles' with an anti-bullying theme
- Attended Jesuit High School in Sacramento, California where he was a four-year varsity letter winner.
- In his senior season, he was 10-0 with a 0.09 ERA and 137 strikeouts, earning California Player of the Year, Sacramento Player of the Year and all-city honours in 2001, as well as being named a first-team All-American by USA Today.
- Set a section playoff record with 47 strikeouts in 22 innings in 2000 as a junior and played in various international tournaments, including winning silver medals at the 2001 Junior Pan American Games, the 2000 International Baseball Association Foundation Games and the 1998 and 1999 AAU National Championships.
- Drafted by the Atlanta Braves in the 2nd round of the 2001 MLB draft but chose to accept a scholarship to the University of Southern California...Eventually left the program and instead chose to transfer to the University of Texas.
- Howell was 10-2 with a 2.52 ERA as a sophomore for the Longhorns and 15-2 with a 2.13 ERA as a junior...Led the Longhorns to an appearance in the 2004 College World Series championship series...Had the lowest ERA in the CWS that year at 0.77.
- Selected as 1st team College All-American and Big 12 Conference Pitcher of the Year

LAST SEASON:

- Posted a 1.35 ERA (3-ER/20.0) in 26 games at Dodgers Stadium...Conversely, allowed 20 runs in 30.2 IP in 38 road games (5.87 ERA).
- His 264 relief appearances out of the bullpen ranks as the 12th most in Dodgers history.
- Did not allow a run over his last nine appearances of the season.

Bold – career high; Red – league high

| Year | Club & League | W-L | ERA | G | GS | CG | ShO | SV | IP | H | R | ER | HR | HB | BB-IBB | SO | WP | BK | OB |
|---------------------|-------------------|-------|------|-----------|----|----|-----|-----------|-------------|-----|-----|-----|----|----|-------------|-----|----|----|------|
| 2004 | Idaho (PIO) | 3-1 | 2.77 | 6 | 4 | 0 | 0 | 0 | 26.0 | 16 | 9 | 8 | 1 | 2 | 12-0 | 38 | 9 | 0 | .190 |
| 2005 | High Desert (CAL) | 3-1 | 1.96 | 8 | 8 | 0 | 0 | 0 | 46.0 | 33 | 16 | 10 | 2 | 3 | 24-0 | 48 | 5 | 1 | .202 |
| | Wichita (TEX) | 2-0 | 2.50 | 3 | 3 | 0 | 0 | 0 | 18.0 | 12 | 5 | 5 | 2 | 1 | 5-0 | 23 | 2 | 0 | .188 |
| | Omaha (PCL) | 3-1 | 4.06 | 7 | 7 | 0 | 0 | 0 | 37.2 | 40 | 19 | 17 | 1 | 1 | 19-0 | 29 | 3 | 0 | .286 |
| | KANSAS CITY (AL) | 3-5 | 6.19 | 15 | 15 | 0 | 0 | 0 | 72.2 | 73 | 55 | 50 | 9 | 6 | 39-0 | 54 | 7 | 0 | .264 |
| 2006 | Omaha (PCL) | 3-2 | 4.75 | 8 | 8 | 0 | 0 | 0 | 36.0 | 39 | 19 | 19 | 3 | 0 | 14-0 | 33 | 3 | 0 | .287 |
| | Durham (INT) | 5-3 | 2.62 | 10 | 10 | 0 | 0 | 0 | 55.0 | 53 | 18 | 16 | 2 | 4 | 15-0 | 49 | 0 | 0 | .260 |
| | TAMPA BAY (AL) | 1-3 | 5.10 | 8 | 8 | 0 | 0 | 0 | 42.1 | 52 | 25 | 24 | 4 | 3 | 14-0 | 33 | 1 | 0 | .310 |
| 2007 | Durham (INT) | 7-8 | 3.38 | 21 | 21 | 1 | 0 | 0 | 128.0 | 110 | 63 | 48 | 16 | 8 | 34-1 | 145 | 7 | 1 | .229 |
| | TAMPA BAY (AL) | 1-6 | 7.59 | 10 | 10 | 0 | 0 | 0 | 51.0 | 69 | 45 | 43 | 8 | 3 | 21-0 | 49 | 3 | 0 | .318 |
| 2008 | TAMPA BAY (AL) | 6-1 | 2.22 | 64 | 0 | 0 | 0 | 3 | 89.1 | 62 | 29 | 22 | 6 | 4 | 39-1 | 92 | 5 | 0 | .194 |
| 2009 | TAMPA BAY (AL) | 7-5 | 2.84 | 69 | 0 | 0 | 0 | 17 | 66.2 | 47 | 22 | 21 | 7 | 3 | 33-3 | 79 | 3 | 1 | .197 |
| 2011 | Durham (INT) | 0-0 | 0.00 | 4 | 0 | 0 | 0 | 0 | 3.2 | 5 | 4 | 0 | 0 | 0 | 1-0 | 5 | 1 | 0 | .333 |
| | Charlotte (FSL) | 0-1 | 2.70 | 3 | 3 | 0 | 0 | 0 | 3.1 | 3 | 1 | 1 | 0 | 0 | 1-0 | 4 | 0 | 0 | .231 |
| | TAMPA BAY (AL) | 2-3 | 6.16 | 46 | 0 | 0 | 0 | 1 | 30.2 | 30 | 24 | 21 | 5 | 2 | 18-1 | 26 | 2 | 2 | .259 |
| 2012 | TAMPA BAY (AL) | 1-0 | 3.04 | 55 | 0 | 0 | 0 | 0 | 50.1 | 39 | 17 | 17 | 7 | 4 | 22-2 | 42 | 1 | 0 | .223 |
| 2013 | LOS ANGELES (NL) | 4-1 | 2.03 | 67 | 0 | 0 | 0 | 0 | 62.0 | 42 | 14 | 14 | 2 | 1 | 23-3 | 54 | 3 | 0 | .193 |
| 2014 | LOS ANGELES (NL) | 3-3 | 2.39 | 68 | 0 | 0 | 0 | 0 | 49.0 | 31 | 14 | 13 | 2 | 1 | 25-1 | 48 | 3 | 0 | .183 |
| 2015 | LOS ANGELES (NL) | 6-1 | 1.43 | 65 | 0 | 0 | 0 | 1 | 44.0 | 47 | 9 | 7 | 3 | 2 | 14-1 | 39 | 3 | 1 | .272 |
| 2016 | LOS ANGELES (NL) | 1-1 | 4.09 | 64 | 0 | 0 | 0 | 0 | 50.2 | 56 | 23 | 23 | 4 | 3 | 15-2 | 44 | 3 | 0 | .281 |
| Minor Totals | | 26-17 | 3.16 | 70 | 64 | 1 | 0 | 0 | 353.2 | 311 | 154 | 124 | 27 | 19 | 125-1 | 374 | 30 | 2 | .239 |
| MAJOR TOTALS | | 35-29 | 3.77 | 531 | 33 | 0 | 0 | 22 | 608.2 | 548 | 277 | 255 | 57 | 32 | 263-14 | 560 | 34 | 4 | .241 |

DIVISION SERIES RECORD

| Year | Club & League | W-L | ERA | G | GS | CG | ShO | SV | IP | H | R | ER | HR | HB | BB-IBB | SO | WP | BK |
|---------------|---------------|-----|-------|----|----|----|-----|----|-----|----|---|----|----|----|--------|----|----|----|
| 2008 | TB vs. CWS | 0-0 | 0.00 | 3 | 0 | 0 | 0 | 0 | 4.1 | 2 | 0 | 0 | 0 | 0 | 0-0 | 6 | 0 | 0 |
| 2011 | TB vs. TEX | 0-0 | 0.00 | 1 | 0 | 0 | 0 | 0 | 0.0 | 1 | 0 | 0 | 0 | 0 | 0-0 | 0 | 0 | 0 |
| 2013 | LAD vs. ATL | 0-0 | 0.00 | 3 | 0 | 0 | 0 | 0 | 2.1 | 1 | 0 | 0 | 0 | 0 | 1-0 | 3 | 0 | 0 |
| 2014 | LAD vs. STL | 0-0 | 13.50 | 3 | 0 | 0 | 0 | 0 | 1.1 | 5 | 2 | 2 | 1 | 0 | 0-0 | 0 | 0 | 0 |
| 2015 | LAD vs. NYM | 0-0 | 0.00 | 1 | 0 | 0 | 0 | 0 | 1.0 | 1 | 0 | 0 | 0 | 0 | 0-0 | 0 | 0 | 0 |
| TOTALS | | 0-0 | 2.00 | 11 | 0 | 0 | 0 | 0 | 9.0 | 10 | 2 | 2 | 1 | 0 | 1-0 | 9 | 0 | 0 |

LEAGUE CHAMPIONSHIP SERIES RECORD

| Year | Club & League | W-L | ERA | G | GS | CG | ShO | SV | IP | H | R | ER | HR | HB | BB-IBB | SO | WP | BK |
|---------------|---------------|-----|------|----|----|----|-----|----|-----|---|---|----|----|----|--------|----|----|----|
| 2008 | TB vs. BOS | 0-1 | 3.38 | 6 | 0 | 0 | 0 | 0 | 5.1 | 5 | 2 | 2 | 0 | 1 | 3-1 | 6 | 0 | 0 |
| 2013 | TB vs. STL | 0-0 | 2.45 | 4 | 0 | 0 | 0 | 0 | 3.2 | 4 | 1 | 1 | 1 | 0 | 2-0 | 3 | 1 | 0 |
| TOTALS | | 0-1 | 3.00 | 10 | 0 | 0 | 0 | 0 | 9.0 | 9 | 3 | 3 | 1 | 1 | 5-1 | 9 | 1 | 0 |



BIOGRAPHIES
 LAST SEASON
 HISTORY
 RECORDS
 OPPONENTS
 PLAYER DEV.
 MEDIA & MISC.

WORLD SERIES RECORD

| Year | Club & League | W-L | ERA | G | GS | CG | ShO | SV | IP | H | R | ER | HR | HB | BB-IBB | SO | WP | BK |
|------|---------------|-----|------|---|----|----|-----|----|-----|---|---|----|----|----|--------|----|----|----|
| 2008 | TB vs. PHI | 0-2 | 7.71 | 3 | 0 | 0 | 0 | 0 | 2.1 | 2 | 2 | 2 | 0 | 1 | 1-0 | 5 | 1 | 0 |

TRANSACTIONS

- Selected by the Kansas City Royals in the supplemental 1st round (31st overall) of the 2004 First Year Player Draft
- Traded to the Tampa Bay Rays in exchange for INF Fernando Cortez and OF Joey Gathright on June 20, 2006
- On disabled list (left shoulder surgery) for entire 2010 season
- On disabled list (recovery from left shoulder surgery) from March 22-May 20, 2011
- Signed by the Los Angeles Dodgers on January 7, 2013
- Signed by the Toronto Blue Jays on February 9, 2017

GAME HIGHS

| | | | |
|-------------------------|--|---------------------------------|-------------------------------------|
| ML Debut | June 11, 2005 at ARI | ER Allowed | 8 - Sept. 26, 2007 vs. NYY |
| Innings Pitched: | | HR Allowed | 2 - 3x, last Sept. 26, 2007 vs. NYY |
| Starter | 8.0 - June 3, 2007 vs. KC | Low Hit CG | None |
| Reliever | 3.0 - 7 times, last May 22, 2016 at SD | Last Win | April 14, 2016 vs. ARI |
| Walks: | | Last Save | July 4, 2015 vs. NYM |
| Starter | 5 - Sept. 8, 2005 at CWS | Last CG | None |
| Reliever | 3 - 3x, last July 6, 2016 vs. BAL | Last ShO | None |
| Strikeouts: | | Last Start | Sept. 26, 2007 vs. NYY |
| Starter | 9 - June 8, 2007 at FLA | Last Relief App. | Sept. 30, 2016 at SF |
| Reliever | 4 - 7x, last June 1, 2013 at COL | Longest Win Streak | 6G - 2x, last May 3-Sept. 12, 2015 |
| Hits Allowed | 10 - July 21, 2007 at NYY | Longest Losing Streak | 6G - June 14-Sept. 26, 2007 |
| | | Scoreless Innings Streak | 27.1 - June 14-Sept. 1, 2012 |

MILESTONES

| Category | Date | Opponent | Notes |
|--------------|------------------|--------------|-------------------------|
| Start | 1 June 11, 2005 | at Arizona | W, 5.0, 4H, ER, 2BB, 8K |
| Win | 1 June 11, 2005 | at Arizona | 5.0, 4H, ER, 2BB, 8K |
| Save | 1 April 17, 2008 | at Minnesota | 3.0, 2H, K |

PROFESSIONAL CAREER:

- Appeared in 67 games with a 4-1 record and 2.03 ERA with LAD in 2013...After the season, he re-signed with the Dodgers on a two-year, \$11.25 million, contract that contained a third-year option.
- On January 4, 2013, agreed to a one-year, \$2.85 million contract with the Los Angeles Dodgers.
- In 2010, suffered weakness in his left shoulder during spring training, causing him to begin the season on the disabled list... Threw in a simulated game on May 17, but stopped after only 12 pitches, still experiencing discomfort in his shoulder...A few days later he underwent surgery on the shoulder to repair a torn labrum, causing him to miss the entire 2010 season.
- Became the Rays closer in June 2009 after an injury to Troy Percival...He converted his first ten save opportunities and had a 1.64 ERA in 22 innings but after Ryan Langerhans of the Seattle Mariners hit a two-run homer off him on August 7 he blew three straight save opportunities...Finished the season with a 7-5 record and a 2.84 ERA in 69 games with 17 saves.
- In 2008, the Rays moved him out of the starting rotation and into the bullpen...Went 6-1 with a 2.22 ERA in 64 games, out of the pen while striking out 92 batters while earning three saves.
- Pitched in the 2008 World Series, in which he took the loss in the deciding game five against the Philadelphia Phillies.
- June 20, 2006 was traded to the Tampa Bay Devil Rays for infielder Fernando Cortez and outfielder Joey Gathright.
- Made his **Major League Baseball debut** with the Royals on June 11, 2005...He started the game against the Arizona Diamondbacks and allowed one run in five innings, with eight strikeouts, to record the win.





JANSEN DANNY

74
CATCHER

NON-ROSTER

BIRTHDATE April 15, 1995
 OPENING DAY AGE 21
 BIRTHPLACE Elmhurst, IL
 RESIDENCE Appleton, WI
 TWITTER @D_Jansen31

BATS/THROWS R/R
 HEIGHT/WEIGHT 6-2/230
 CONTRACT STATUS signed thru 2017
 M.L. SERVICE 0.000
 OPTIONS USED 0 of 3

PERSONAL:

- Daniel Robert Jansen.
- Attended Appleton West High School in Appleton, Wisconsin, and was drafted by the Blue Jays in the 16th round of the 2013 Major League Baseball draft.

LAST SEASON:

- Invited to Major League spring training on January 12...Reassigned to minor league camp on March 12.
- Assigned to the Advanced-A Dunedin Blue Jays to open the minor league season.
- In 57 total games, hit .218 with one home run and 25 RBI.
- After the season was assigned to the Mesa Solar Sox of the Arizona Fall League...Appeared in 20 games for the Sox and hit .282 with 11 RBI and the first two triples of his professional career.

Bold – career high; Red – league high

| Year | Club and League | AVG | G | AB | R | H | 2B | 3B | HR | RBI | SH-SF | HP | BB-IBB | SO | SB-CS | SLG | OBP | OPS |
|---------------------|------------------|------|-----|-----|----|-----|----|----|----|-----|-------|----|--------|----|-------|------|------|------|
| 2013 | Blue Jays (GCL) | .246 | 36 | 114 | 19 | 28 | 4 | 0 | 0 | 18 | 0-3 | 2 | 21-0 | 10 | 0-0 | .281 | .364 | .645 |
| 2014 | Bluefield (Appy) | .282 | 38 | 124 | 22 | 35 | 10 | 0 | 5 | 17 | 0-0 | 6 | 16-0 | 17 | 2-1 | .484 | .390 | .874 |
| 2015 | BlueJays (GCL) | .238 | 7 | 21 | 4 | 5 | 1 | 0 | 1 | 3 | 0-0 | 0 | 2-0 | 5 | 0-0 | .429 | .304 | .733 |
| | Lansing (Mid) | .206 | 46 | 160 | 19 | 33 | 8 | 0 | 4 | 27 | 0-2 | 3 | 19-0 | 22 | 2-0 | .331 | .299 | .630 |
| 2016 | Blue Jays (GCL) | .222 | 3 | 9 | 0 | 2 | 0 | 0 | 0 | 2 | 0-0 | 1 | 1-0 | 2 | 0-0 | .222 | .364 | .586 |
| | Dunedin (FSL) | .218 | 54 | 188 | 18 | 41 | 7 | 0 | 1 | 23 | 0-2 | 5 | 22-0 | 40 | 7-1 | .271 | .313 | .584 |
| Minor Totals | | .234 | 184 | 616 | 82 | 144 | 30 | 0 | 11 | 90 | 0-7 | 17 | 81-0 | 96 | 11-2 | .336 | .336 | .672 |

TRANSACTIONS

- Selected by the Toronto Blue Jays in the 16th round of the 2013 First Year Player Draft

PROFESSIONAL CAREER:

- Assigned to the Class-A Lansing Lugnuts in 2015, and was placed on the disabled list on May 30...Played seven games in the Gulf Coast League for rehab, and rejoined Lansing in August.
- In 2014, was promoted to the Rookie-Advanced Bluefield Blue Jays...In 38 games, he batted .282 with 5 home runs and 17 RBI.
- Had a 22-game on base streak from July 6-31, 2014...Over the course of that month hit .318 with a .447 OBP, both the highest mark in an individual month in his career (minimum 15 AB).
- Has committed just 11 errors in 1361 total chances, posting a .992 fielding percentage over his career.

HITTING FOR THE CYCLE

FOR TORONTO:

PLAYER

Kelly Gruber
 Jeff Frye

OPP

vs. KC
 vs. TEX

DATE & SITE

April 16, 1989 Exhibition Stadium
 August 17, 2001 SkyDome

FOR OPPONENTS:

PLAYER

Mike Cabbage
 Rich Gedman
 George Brett
 Rajai Davis

OPP

vs. MIN
 vs. BOS
 vs. KC
 vs. CLE

DATE & SITE

July 27, 1978 Metropolitan Stadium
 September 18, 1985 Fenway Park
 July 25, 1990 SkyDome
 July 2, 2016 Rogers Centre

What Gruber Did: Went 4-4 with a career-high 6 RBI... Homered in the first inning against Floyd Bannister, had a 2-run double in the second inning also against Bannister... In the seventh inning, he notched a two-run triple versus Tom Gordon... In the ninth, Gruber had an RBI single off Jerry Don Gleaton to complete the cycle.

What Frye Did: Went 4-4 with three RBI to tie his career-high... Tripled in the second inning off Darren Oliver and then doubled in the fifth inning, again off Oliver... In the sixth hit a two run home run off Pat Mahomes... In the seventh inning facing Kevin Foster, hit an RBI single to right center to complete the cycle... Is just the second ninth hitter to hit for the cycle since 1978, the last was Charlie Moore for Milwaukee at California on October 1, 1980.





NON-ROSTER

LATOS

MAT

57

PITCHER

BIRTHDATE December 9, 1987
 OPENING DAY AGE 29
 BIRTHPLACE Alexandria, VA
 RESIDENCE Cincinnati, OH
 TWITTER @NA

BATS/THROWS R/R
 HEIGHT/WEIGHT 6-6/210
 CONTRACT STATUS signed thru 2017
 M.L. SERVICE 7.013
 OPTIONS USED 0 of 3

PERSONAL:

- Mathew Adam Latos
- Mat and his wife participated in the NOH8 Campaign in 2013...NOH8 is a charitable organization whose mission is to promote marriage, gender and human equality through education, advocacy and social media.
- Attended Coconut Creek High School in Coconut Creek, Florida.
- Named the ace starting pitcher of the Coconut Creek baseball team's as a freshman.
- In his junior year, he pitched to a 7-4 record with a 0.76 ERA with 128 strikeouts and 17 walks in 83 innings.
- Was named an Aflac All-American and All-Broward County by the South Florida Sun-Sentinel and Miami Herald.
- Appeared in the Broward County Athletics Association All-Star Game and was named South Florida Sun-Sentinel's player of the year.
- Committed to attend the University of Oklahoma to play college baseball for the Oklahoma Sooners baseball team.
- Enrolled at Broward College, a junior college in Broward County, FL, to pitch for their baseball team.
- As the Padres retained the right to sign Latos until the start of the 2007 MLB draft, SD signed him a few days before he would have re-entered the draft in 2007.

LAST SEASON:

- Signed a one-year contract with the Chicago White Sox prior to the 2016 season.
- Pitched to a 0.74 ERA in his first four starts for the White Sox, but then allowed 29 earned runs in his next 36 innings pitched after April 30.
- After acquiring James Shields, the White Sox designated Latos for assignment on June 9.
- Signed a minor league contract with the Washington Nationals on June 29.
- After making three appearances for the Gulf Coast Nationals of the Rookie-level Gulf Coast League, WSH assigned him to the Syracuse Chiefs of the International League.
- Made his Nationals debut on September 4, 2016 against the Mets.

Bold – career high; Red – league high

| Year | Club & League | W-L | ERA | G | GS | CG | ShO | SV | IP | H | R | ER | HR | HB | BB-IBB | SO | WP | BK | OBA |
|---------------------|-------------------|--------------|------|-----------|-----------|----------|----------|----|--------------|------|-----|-----|-----------|----|-------------|------------|----|----|------|
| 2007 | Eugene (NOR) | 1-4 | 3.83 | 16 | 13 | 0 | 0 | 0 | 56.1 | 58 | 30 | 24 | 1 | 4 | 22-0 | 74 | 8 | 4 | .266 |
| 2008 | Fort Wayne (MID) | 0-3 | 3.28 | 7 | 5 | 0 | 0 | 0 | 24.2 | 24 | 12 | 9 | 3 | 1 | 8-0 | 23 | 0 | 0 | .250 |
| | Padres (AZL) | 1-0 | 3.21 | 5 | 3 | 0 | 0 | 0 | 14.0 | 12 | 5 | 5 | 0 | 2 | 2-0 | 23 | 2 | 0 | .231 |
| | Eugene (NOR) | 2-0 | 1.04 | 3 | 3 | 0 | 0 | 0 | 17.1 | 13 | 3 | 2 | 1 | 1 | 3-0 | 23 | 2 | 1 | .197 |
| 2009 | Fort Wayne (MID) | 3-0 | 0.36 | 4 | 2 | 0 | 0 | 0 | 25.1 | 10 | 1 | 1 | 1 | 0 | 3-0 | 27 | 0 | 0 | .120 |
| | San Antonio (TEX) | 5-1 | 1.91 | 9 | 9 | 0 | 0 | 0 | 47.0 | 32 | 11 | 10 | 0 | 1 | 9-0 | 46 | 1 | 0 | .192 |
| | SAN DIEGO (NL) | 4-5 | 4.62 | 10 | 10 | 0 | 0 | 0 | 50.2 | 43 | 29 | 26 | 7 | 0 | 23-1 | 39 | 0 | 2 | .232 |
| 2010 | SAN DIEGO (NL) | 14-10 | 2.92 | 31 | 31 | 1 | 1 | 0 | 184.2 | 150 | 63 | 60 | 16 | 2 | 50-3 | 189 | 5 | 1 | .217 |
| 2011 | SAN DIEGO (NL) | 9-14 | 3.47 | 31 | 31 | 0 | 0 | 0 | 194.1 | 168 | 82 | 75 | 16 | 1 | 62-3 | 185 | 5 | 0 | .233 |
| 2012 | CINCINNATI (NL) | 14-4 | 3.48 | 33 | 33 | 2 | 0 | 0 | 209.1 | 179 | 87 | 81 | 25 | 4 | 64-9 | 185 | 3 | 1 | .230 |
| 2013 | CINCINNATI (NL) | 14-7 | 3.16 | 32 | 32 | 1 | 0 | 0 | 210.2 | 197 | 82 | 74 | 14 | 10 | 58-5 | 187 | 8 | 0 | .247 |
| 2014 | Pensacola (SOU) | 0-0 | 6.75 | 1 | 1 | 0 | 0 | 0 | 4.0 | 7 | 5 | 3 | 1 | 1 | 2-1 | 3 | 0 | 0 | .350 |
| | Louisville (INT) | 2-0 | 2.33 | 4 | 4 | 1 | 0 | 0 | 19.1 | 17 | 5 | 5 | 1 | 0 | 7-0 | 13 | 0 | 0 | .243 |
| | CINCINNATI (NL) | 5-5 | 3.25 | 16 | 16 | 0 | 0 | 0 | 102.1 | 92 | 42 | 37 | 9 | 2 | 26-2 | 74 | 1 | 0 | .240 |
| 2015 | New Orleans (PCL) | 0-0 | 1.93 | 1 | 1 | 0 | 0 | 0 | 4.2 | 3 | 1 | 1 | 0 | 0 | 5-0 | 4 | 1 | 0 | .176 |
| | MIAMI (NL) | 4-7 | 4.48 | 16 | 16 | 0 | 0 | 0 | 88.1 | 85 | 46 | 44 | 8 | 1 | 25-0 | 79 | 9 | 0 | .251 |
| | LOS ANGELES (NL) | 0-3 | 6.66 | 6 | 5 | 0 | 0 | 0 | 24.1 | 31 | 19 | 18 | 3 | 0 | 6-1 | 18 | 1 | 1 | .323 |
| | LOS ANGELES (AL) | 0-0 | 4.91 | 2 | 0 | 0 | 0 | 0 | 3.2 | 4 | 2 | 2 | 2 | 0 | 1-0 | 3 | 0 | 0 | .267 |
| 2016 | Nationals (GCL) | 0-0 | 1.64 | 3 | 3 | 0 | 0 | 0 | 11.0 | 4 | 2 | 2 | 0 | 0 | 3-0 | 18 | 1 | 0 | .108 |
| | Syracuse (INT) | 1-0 | 1.06 | 3 | 3 | 0 | 0 | 0 | 17.0 | 16 | 4 | 2 | 1 | 0 | 7-0 | 10 | 3 | 0 | .254 |
| | CHICAGO (AL) | 6-2 | 4.62 | 11 | 11 | 0 | 0 | 0 | 60.1 | 63 | 33 | 31 | 10 | 1 | 25-1 | 32 | 1 | 0 | .270 |
| | WASHINGTON (NL) | 1-1 | 6.52 | 6 | 1 | 0 | 0 | 0 | 9.2 | 11 | 7 | 7 | 1 | 0 | 5-0 | 10 | 0 | 0 | .289 |
| Minor Totals | | 15-8 | 2.39 | 56 | 47 | 1 | 0 | 0 | 240.2 | 196 | 79 | 64 | 9 | 10 | 71-1 | 264 | 18 | 5 | .220 |
| MAJOR TOTALS | | 71-58 | 3.60 | 194 | 186 | 4 | 1 | 0 | 1138.1 | 1023 | 492 | 455 | 111 | 21 | 345-25 | 1001 | 33 | 5 | .239 |

DIVISION SERIES RECORD

| Year | Club & League | W-L | ERA | G | GS | CG | ShO | SV | IP | H | R | ER | HR | HB | BB-IBB | SO | WP | BK |
|------|---------------|-----|------|---|----|----|-----|----|-----|----|---|----|----|----|--------|----|----|----|
| 2012 | CIN vs. SF | 0-1 | 6.48 | 2 | 1 | 0 | 0 | 0 | 8.1 | 11 | 7 | 6 | 2 | 0 | 2-0 | 5 | 0 | 0 |



TRANSACTIONS

- Selected by the San Diego Padres in the 11th round of the 2006 First Year Player Draft
- On disabled list (strained left oblique) from July 9-24, 2010
- On disabled list (strained right shoulder) from March 22-April 11, 2011
- Traded to the Cincinnati Reds in exchange for OF Yonder Alonso, RHP Brad Boxberger, C Yasmani Grandal and RHP Edinson Volquez on December 17, 2011
- Traded to the Miami Marlins in exchange for OF Chad Wallach and RHP Anthony DeSclafani on December 11, 2014
- On disabled list (recovery from from left knee surgery) from March 21-June 14, 2014
- On disabled list (left knee inflammation) from May 22-June 13, 2015
- Traded to the Los Angeles Dodgers as part of a 3-team trade along with OF Mike Morse. The Atlanta Braves sent RHP Bronson Arroyo, RHP Luis Avilan, RHP Jim Johnson, OF Jose Peraza and LHP Alex Wood to the Los Angeles Dodgers. The Los Angeles Dodgers sent RHP Zachary Bird, INF Hector Olivera and LHP Paco Rodriguez to the Atlanta Braves. The Dodgers sent RHP Victor Araujo, RHP Jeff Brigham and RHP Kevin Guzman to the Miami Marlins. The Marlins sent 2016 competitive balance round A pick to the Braves to complete the deal on July 30, 2015
- Signed by the Los Angeles Angels on September 28, 2015
- Signed by the Chicago White Sox on February 9, 2016
- Signed by the Washington Nationals on June 29, 2016
- Signed by the Toronto Blue Jays on February 16, 2017

GAME HIGHS

| | | | |
|-------------------------|--------------------------------------|---------------------------------|--------------------------------------|
| ML Debut | July 17, 2009 vs. COL | ER Allowed | 8 - 2x, last April 28, 2012 at STL |
| Innings Pitched: | | HR Allowed | 5 - May 27, 2012 vs. COL |
| Starter | 9.0 - 4x, last Sept. 2, 2013 vs. STL | Low Hit CG | May 13, 2010 at SF |
| Reliever | 2.0 - 2x, last Sept. 4, 2016 at NYM | Last Win | Sept. 7, 2016 vs. ATL |
| Walks: | | Last Save | None |
| Starter | 5 - 5x, last May 11, 2016 at TEX | Last CG | Sept. 2, 2013 vs. STL |
| Reliever | 1 - 3x, last Sept. 25, 2016 at PIT | Last ShO | May 13, 2010 at SF |
| Strikeouts: | | Last Start | Sept. 30, 2016 vs. NYM |
| Starter | 13 - 2x, last June 23, 2013 at ARI | Last Relief App. | Sept. 30, 2016 vs. MIA |
| Reliever | 2 - 4x, last Sept. 30, 2016 vs. MIA | Longest Win Streak | 7G - April 24-June 30, 2012 |
| Hits Allowed | 11 - 2x, last May 18, 2016 vs. HOU | Longest Losing Streak | 5G - 2x, last April 11-May 9, 2011 |
| | | Scoreless Innings Streak | 21.0 - 2x, last April 19-May 5, 2013 |

MILESTONES

| Category | Date | Opponent | Notes |
|---------------------------------|---------------------|------------------|-----------------------------|
| Start | 1 July 19, 2009 | Colorado | L, 4.0, 3H, 2ER, HR, BB, 4K |
| | 100 Sept. 4, 2012 | Philadelphia | W, 7.0, 4H, ER, 2BB, 6K |
| Win | 1 July 24, 2009 | at Washington | 5.2, 5H, 2ER, 2HR, 2BB, 5K |
| ShO | 1 May 13, 2010 | at San Francisco | 9.0, H, 6K |
| 10+ Strikeout Games (10) | | | |
| | 10 June 13, 2015 | Colorado | 11 strikeouts |
| Strikeout | 1000 Sept. 30, 2016 | Miami | Cashner |

PROFESSIONAL CAREER:

- Went on the disabled list after his May 21, 2015 start to rest his knee, and returned in mid-June...Missed a start in July after a foul ball struck him in his foot while he was sitting in the dugout.
- Traded to the Miami Marlins in exchange for Anthony DeSclafani and Chad Wallach during the 2014 Winter Meetings
- His last start in 2014 came on September 7, as he suffered a bone bruise on the elbow of his pitching arm.
- During spring training in 2014, tore cartilage in his left knee, which was repaired with surgery...His knee had not fully recovered in time for Opening Day of the 2014 season, which he started on the disabled list...He began a rehabilitation assignment with the Louisville Bats of the Class AAA International League on May 26 and made his 2014 season debut with the Reds on June 14.
- Had surgery to remove bone chips from his elbow during the 2013 offseason. The Reds signed him to a two-year contract for the 2013 and 2014 seasons.
- Had a 21-game streak without a loss, extending from August 2012 to June 2013.
- The Reds reached the playoffs, and faced the San Francisco Giants in the 2012 National League Division Series (NLDS). On October 11, 2012, gave up a grand slam to Buster Posey in a 6-run top of the fifth inning in the elimination game of the NLDS...He took the loss in that game, as the Reds were eliminated.
- In the last week of June 2012, pitched two complete games...Named the National League Player of the Week for the week ending July 1.
- On December 17, 2011, was traded to the Reds in exchange for prospects Yonder Alonso, Yasmani Grandal, and Brad Boxberger, along with veteran starting pitcher Edinson Volquez.
- Started 2011 on the disabled list due to a spring training shoulder injury.
- Placed eighth in voting for the 2010 National League Cy Young Award.
- On September 7, 2010, set a major league record with a seven-inning, 10-strikeout performance in a win against the Dodgers...The victory was his 15th consecutive start logging at least five innings and allowing two or fewer earned runs, which was at the time the longest streak in modern baseball history (since 1900) according to the Elias Sports Bureau.
- On May 13, 2010, threw a complete game shutout against the San Francisco Giants...The only hit he allowed was an infield single.
- Recorded his first Major League win on July 24, 2009...Became the first pitcher in Padres history to win four of his first five career starts.
- Made his **Major League debut** on July 19, 2009, against the Colorado Rockies...Pitched four innings, allowing three hits and two runs while striking out four, while throwing 75 pitches.



NON-ROSTER

LAWRENCE CASEY

59

PITCHER

BIRTHDATE October 28, 1987
 OPENING DAY AGE 29
 BIRTHPLACE Mcsherrystown, PA
 RESIDENCE Hanover, PA
 TWITTER @caseylawrence

BATS/THROWS R/R
 HEIGHT/WEIGHT 6-0/175
 CONTRACT STATUS signed thru 2017
 M.L. SERVICE 0.000
 OPTIONS USED 0 of 3

PERSONAL:

- Casey Lee Lawrence
- Was an undrafted free agent as he signed with the Blue Jays out of a NCAA Division III school, Albright College in Pennsylvania.
- Went undrafted in 2009 and 2010 then Blue Jays scout Bobby Gandolfo signed him a week after the draft as a free agent
- He went 15-4 for Albright striking out 181 over 192.1 career innings...Finished with a 2.53 ERA and only 21 walks during his time with Albright.

LAST SEASON:

- Split the season between New Hampshire and Buffalo...Began the year with the Bisons, before being sent to New Hampshire...Was promoted to Buffalo in early July, where he finished the year.
- Had a string of 12 consecutive starts in which he did not allow more than three earned runs from June 19-Aug. 19...Over that stretch he posted a 1.97 ERA (16ER/73.0 IP).
- Retired 19 consecutive batters, July 21 at Harrisburg...Had his perfect game bid broken up in the 7th after allowing a single.
- Finished the year 5th among Blue Jays minor league pitchers in strikeouts (108).

Bold - career high; Red - league high

| Year | Club & League | W-L | ERA | G | GS | CG | ShO | SV | IP | H | R | ER | HR | HB | BB-IBB | SO | WP | BK | OBA |
|---------------------|---------------------|-------|-------|-----|-----|----|-----|----|-------|------|-----|-----|----|----|--------|-----|----|----|------|
| 2010 | Auburn (NYP) | 6-1 | 1.74 | 12 | 10 | 0 | 0 | 0 | 57.0 | 41 | 13 | 11 | 2 | 2 | 9-0 | 48 | 0 | 1 | 2.02 |
| | Lansing (MID) | 1-1 | 3.98 | 4 | 3 | 0 | 0 | 1 | 20.1 | 21 | 9 | 9 | 1 | 3 | 3-0 | 13 | 1 | 0 | 2.73 |
| 2011 | Lansing (MID) | 11-8 | 3.08 | 22 | 21 | 2 | 0 | 0 | 125.2 | 123 | 57 | 43 | 9 | 1 | 22-0 | 97 | 1 | 2 | 2.52 |
| | Dunedin (FSL) | 3-1 | 2.84 | 4 | 4 | 1 | 0 | 0 | 25.1 | 26 | 8 | 8 | 3 | 0 | 2-0 | 14 | 1 | 0 | 2.68 |
| 2012 | New Hampshire (EAS) | 0-1 | 6.39 | 3 | 2 | 0 | 0 | 0 | 12.2 | 20 | 9 | 9 | 1 | 1 | 5-1 | 6 | 0 | 0 | 3.92 |
| | Dunedin (FSL) | 9-6 | 3.63 | 24 | 23 | 1 | 0 | 0 | 138.2 | 149 | 60 | 56 | 9 | 1 | 21-0 | 90 | 1 | 1 | 2.77 |
| 2013 | Buffalo (INT) | 0-1 | 11.25 | 1 | 1 | 0 | 0 | 0 | 4.0 | 10 | 6 | 5 | 0 | 0 | 2-0 | 3 | 0 | 0 | 4.55 |
| | Dunedin (FSL) | 4-6 | 4.43 | 16 | 15 | 0 | 0 | 0 | 89.1 | 107 | 48 | 44 | 7 | 0 | 15-0 | 54 | 1 | 1 | 3.02 |
| | New Hampshire (EAS) | 0-0 | 2.70 | 2 | 2 | 0 | 0 | 0 | 10.0 | 9 | 4 | 3 | 2 | 0 | 3-0 | 6 | 0 | 0 | 2.50 |
| 2014 | New Hampshire (EAS) | 9-9 | 3.69 | 26 | 22 | 1 | 1 | 0 | 151.1 | 161 | 72 | 62 | 9 | 2 | 29-0 | 93 | 1 | 1 | 2.76 |
| 2015 | New Hampshire (EAS) | 12-13 | 4.52 | 26 | 26 | 1 | 0 | 0 | 161.1 | 208 | 92 | 81 | 9 | 2 | 32-1 | 91 | 4 | 0 | 3.15 |
| | Buffalo (INT) | 0-1 | 5.68 | 1 | 1 | 0 | 0 | 0 | 6.1 | 9 | 4 | 4 | 1 | 0 | 0-0 | 6 | 0 | 0 | 3.21 |
| 2016 | New Hampshire (EAS) | 3-6 | 4.56 | 13 | 13 | 0 | 0 | 0 | 75.0 | 92 | 42 | 38 | 8 | 1 | 13-0 | 50 | 0 | 1 | 3.11 |
| | Buffalo (INT) | 5-6 | 3.83 | 15 | 15 | 1 | 0 | 0 | 87.0 | 87 | 47 | 37 | 5 | 3 | 24-0 | 58 | 2 | 0 | 2.60 |
| Minor Totals | | 63-60 | 3.83 | 169 | 158 | 7 | 1 | 1 | 964.0 | 1063 | 471 | 410 | 66 | 16 | 180-2 | 629 | 12 | 7 | 2.82 |

TRANSACTIONS

- Signed by the Toronto Blue Jays on June 15, 2010

PROFESSIONAL CAREER:

- Finished 2015 with 12 wins, 2nd most among Blue Jays minor league pitchers and 4th in strikeouts with 97.
- Allowed just 32 walks and nine home runs over 141.1 innings in 2015, while tossing one of only two complete games for New Hampshire on the season.
- Was awarded "Best Control" in the Eastern League by Baseball America's annual "Best Tools survey" in 2014.
- Was named the Eastern League's Player of the Week June 23-29, 2014 while with New Hampshire.
- In 2013 was named as a FSL All-Star, tossing one scoreless inning of relief, recording one strikeout.
- Received Player of the Week honours April 18-22, 2013 for the Florida State League.
- In his third pro season in 2012, was selected to play in the Florida State League All-Star game, earning a hold after recording one inning of work (1H).
- Spent most of 2011 with Lansing, making 21 starts (22G) before being promoted to Dunedin...In four starts with Dunedin, posted a 2.84 ERA (8ER/25.1 IP), allowing three home runs in those outings.
- In his first professional season, pitched to a mark of 1.74 in 12 games (10 starts) with Auburn in the New York-Penn League before being promoted to Lansing...With the Lugnuts made three starts (4G), finishing with a 3.98 ERA (9ER/20.1IP).





LEONE DOMINIC

51
PITCHER

BIRTHDATE October 26, 1991
 OPENING DAY AGE 25
 BIRTHPLACE Norwich, CT
 RESIDENCE Mount Pleasant, SC
 TWITTER @DLeone54

BATS/THROWS R/R
 HEIGHT/WEIGHT 5-11/195
 CONTRACT STATUS signed thru 2017
 M.L. SERVICE 1.123
 OPTIONS USED 2 of 3

PERSONAL:

- Dominic Joseph Leone
- Attended Norwich Free Academy in Norwich, Connecticut, where he played for the school's baseball team.
- Undrafted out of high school, he then enrolled at Clemson University, where he pitched for the Tigers baseball team.
- A strained shoulder in his sophomore year led him to develop his off-speed pitches.
- While struggling in his junior year, he taught himself to throw a cutter by watching YouTube videos of Mariano Rivera.

LAST SEASON:

- Split time between the Diamondbacks and the Triple-A Reno Aces.
- With Arizona he posted a 0-1 record, 6.33 ERA, and 23 strikeouts in 27 total innings.
- With Reno, Leone went 5-2 in 33 relief appearances, and recorded a 3.34 ERA and 36 strikeouts in 35 innings.
- In November, he was designated for assignment by the Diamondbacks.
- On November 18, was claimed off waivers by the Toronto Blue Jays.

Bold – career high; Red – league high

| Year | Club & League | W-L | ERA | G | GS | CG | ShO | SV | IP | H | R | ER | HR | HB | BB-IBB | SO | WP | BK | OBA |
|---------------------|-------------------|------------|-------|-----------|----|----|-----|----|-------------|-----|----|----|----|----|-------------|-----------|----|----|------|
| 2012 | Everett (NOR) | 3-0 | 1.36 | 19 | 0 | 0 | 0 | 5 | 33.0 | 20 | 6 | 5 | 0 | 1 | 19-1 | 39 | 1 | 0 | .177 |
| 2013 | Clinton (MID) | 0-0 | 0.00 | 3 | 0 | 0 | 0 | 0 | 6.1 | 6 | 1 | 0 | 0 | 0 | 4-0 | 10 | 2 | 0 | .250 |
| | High Desert (CAL) | 0-1 | 2.50 | 29 | 0 | 0 | 0 | 12 | 39.2 | 31 | 11 | 11 | 2 | 1 | 9-0 | 37 | 2 | 1 | .220 |
| | Jackson (SOU) | 1-2 | 2.50 | 16 | 0 | 0 | 0 | 4 | 18.0 | 12 | 6 | 5 | 2 | 0 | 5-1 | 17 | 2 | 2 | .182 |
| 2014 | SEATTLE (AL) | 8-2 | 2.17 | 57 | 0 | 0 | 0 | 0 | 66.1 | 52 | 18 | 16 | 4 | 3 | 25-3 | 70 | 4 | 0 | .217 |
| 2015 | Tacoma (PCL) | 1-1 | 7.71 | 8 | 0 | 0 | 0 | 1 | 9.1 | 10 | 8 | 8 | 1 | 0 | 5-0 | 8 | 0 | 0 | .270 |
| | SEATTLE (AL) | 0-4 | 6.35 | 10 | 0 | 0 | 0 | 0 | 11.1 | 11 | 9 | 8 | 1 | 0 | 9-2 | 7 | 2 | 0 | .244 |
| | Mobile (SOU) | 1-2 | 3.90 | 19 | 0 | 0 | 0 | 0 | 27.2 | 22 | 12 | 12 | 1 | 1 | 12-1 | 28 | 3 | 0 | .218 |
| | ARIZONA (NL) | 0-1 | 14.73 | 3 | 0 | 0 | 0 | 0 | 3.2 | 8 | 6 | 6 | 1 | 1 | 0-0 | 2 | 0 | 0 | .444 |
| 2016 | Reno (PCL) | 5-2 | 3.34 | 33 | 0 | 0 | 0 | 1 | 35.0 | 25 | 14 | 13 | 4 | 1 | 11-3 | 36 | 6 | 0 | .202 |
| | ARIZONA (NL) | 0-1 | 6.33 | 25 | 0 | 0 | 0 | 0 | 27.0 | 45 | 21 | 19 | 7 | 1 | 12-1 | 23 | 4 | 0 | .391 |
| Minor Totals | | 11-8 | 2.88 | 127 | 0 | 0 | 0 | 23 | 169.0 | 126 | 58 | 54 | 10 | 4 | 65-6 | 175 | 16 | 3 | .208 |
| MAJOR TOTALS | | 8-8 | 4.07 | 95 | 0 | 0 | 0 | 0 | 108.1 | 116 | 54 | 49 | 13 | 5 | 46-6 | 102 | 10 | 0 | .278 |

TRANSACTIONS

- Selected by the Seattle Mariners in the 16th round of the 2012 First Year Player Draft
- Traded to the Arizona Diamondbacks along with OF Gabriel Guerrero, INF Jack Reinheimer and C Wellington Castillo to the Arizona Diamondbacks in exchange for LHP Vidal Nuno and 1B/OF Mark Trumbo on June 3, 2015
- Claimed off waivers by the Toronto Blue Jays on November 18, 2016

GAME HIGHS

| | | | |
|-------------------------|------------------------------------|---------------------------------|-------------------------------|
| ML Debut | April 6, 2014 at OAK | ER Allowed | 4 - June 19, 2014 at SD |
| Innings Pitched: | | HR Allowed | 2 - Aug. 17, 2016 vs. NYM |
| Starter | None | Low Hit CG | None |
| Reliever | 2.2 - last Aug. 24, 2014 at BOS | Last Win | Sept. 27, 2014 vs. LAA |
| Walks: | | Last Save | None |
| Starter | None | Last CG | None |
| Reliever | 3 - 2x, last May 31, 2015 vs. CLE | Last ShO | None |
| Strikeouts: | | Last Start | None |
| Starter | None | Last Relief App. | Sept. 24, 2016 at BAL |
| Reliever | 5 - May 14, 2014 vs. TB | Longest Win Streak | 6G - July 19-Sept. 27, 2014 |
| Hits Allowed | 4 - 5x, last Aug. 17, 2016 vs. NYM | Longest Losing Streak | 5G - April 13-June 4, 2015 |
| | | Scoreless Innings Streak | 13.2 - Aug. 18-Sept. 21, 2014 |

MILESTONES

| Category | Date | Opponent | Notes |
|----------|----------------|----------|------------|
| Win | 1 May 22, 2014 | Houston | 1.2, H, 2K |



PROFESSIONAL CAREER:

- On June 3, 2015, along with Wellington Castillo, Gabby Guerrero, and Jack Reinheimer, was traded to the Arizona Diamondbacks for Mark Trumbo and Vidal Nuño.
- On April 4, 2014, the Mariners selected his contract from the Triple-A Tacoma Rainiers of the PCL, promoting him to the major leagues...Made his **MLB debut** on April 6, 2014 at OAK (1.0 IP)
- In 2013, began the season with the Class-A Clinton LumberKings...After pitching 6.1 scoreless innings for Clinton, the Mariners promoted him to the Advanced-A High Desert Mavericks of the California League, and served as their closer.
- Following the 2013 campaign, he made 11 relief appearances for the Peoria Javelinas of the Arizona Fall League, and recorded a 3.00 ERA and 15 strikeouts.

MOST CONSECUTIVE OUTINGS WITHOUT ALLOWING A RUN TO START CAREER WITH BLUE JAYS – ALL-TIME

| PLAYER | STREAK | START DATE | END DATE |
|----------------|--------|------------|------------|
| Joaquin Benoit | 18 | 07/27/2016 | 09/10/2016 |
| Victor Cruz | 13 | 06/24/1978 | 07/29/1978 |
| B.J. Ryan | 13 | 04/04/2006 | 05/03/2006 |
| Tom Henke | 11 | 07/29/1985 | 08/24/1985 |
| Randy Moffitt | 10 | 04/17/1983 | 05/18/1983 |





LIRIANO FRANCISCO

45
PITCHER

BIRTHDATE October 26, 1983
 OPENING DAY AGE 33
 BIRTHPLACE..... San Cristobal, DR
 RESIDENCE..... Miami, FL
 TWITTER..... @liriano47

BATS/THROWS L/L
 HEIGHT/WEIGHT 6-3/218
 CONTRACT STATUS..... signed thru 2017
 M.L. SERVICE 10.104
 OPTIONS USED 2 of 3

PERSONAL:

- Francisco Casillas Liriano
- Is the first cousin of Oakland Athletics' pitcher Santiago Casilla
- Is a 1999 graduate of Americo Pere High School in the Dominican Republic

LAST SEASON:

- On August 1, the Pirates traded Liriano along with Reese McGuire and Harold Ramirez to the Toronto Blue Jays in exchange for Drew Hutchison.
- Made his debut with the Blue Jays on August 5, pitching six innings against the Kansas City Royals and yielding two earned runs in a 4-3 win.
- Made eight starts and two relief appearances with the Blue Jays in the regular season, and posted a 2-2 record, 2.92 ERA, and 52 strikeouts in 49.1 innings.
- Appeared in relief Sept. 2 vs. TB, his first appearance out of the bullpen since Sept. 11, 2012...Would make one other regular season outing in relief on Sept. 5 at NYY
- Collected six quality starts in his eight starts with TOR, while allowing more than three earned runs only once...Had seven quality starts in his 21 starts with the Pirates in 2016
- In the Wild Card game vs. BAL, entered in relief in the 10th inning and retired all five of the batters he faced...He recorded the win after Edwin Encarnación's walk-off home run in the 11th inning.
- During the 8th inning in the second game of the ALDS, Rangers outfielder Carlos Gómez hit a 102-mph line drive single that struck Liriano near the back of the head...Was taken to a local hospital for examination, and cleared to return to Toronto.
- Was placed on the seven-day DL (concussion) following the game.
- Was activated from the DL prior to game two of the ALCS, but did not appear in any games in the series.
- His 85 walks ranked 2nd in MLB behind Jimmy Nelson of MIL (86) ...Posted a BB/9 of 2.92 while with the Blue Jays compared to a 5.46 BB/9 ratio with PIT.

Bold – career high; Red – league high

| Year | Club & League | W-L | ERA | G | GS | CG | ShO | SV | IP | H | R | ER | HR | HB | BB-IBB | SO | WP | BK | OBA |
|------|---------------------|-------|-------|-----|-----|----|-----|----|------------------------|------|-----|-----|-----|----|--------|------|----|----|------|
| 2001 | Giants (AZL) | 5-4 | 3.63 | 13 | 12 | 0 | 0 | 0 | 62.0 | 51 | 26 | 25 | 3 | 1 | 24-0 | 67 | 6 | 3 | .232 |
| | Salem-Keizer (NOR) | 0-0 | 5.00 | 2 | 2 | 0 | 0 | 0 | 9.0 | 7 | 5 | 5 | 2 | 0 | 1-0 | 12 | 0 | 0 | .206 |
| 2002 | Hagerstown (SAL) | 3-6 | 3.49 | 16 | 16 | 0 | 0 | 0 | 80.0 | 61 | 45 | 31 | 6 | 0 | 31-0 | 85 | 4 | 0 | .210 |
| 2003 | Giants (AZL) | 0-1 | 4.32 | 4 | 4 | 0 | 0 | 0 | 8.1 | 5 | 4 | 4 | 1 | 0 | 6-0 | 9 | 1 | 1 | .192 |
| | San Jose (CAL) | 0-1 | 54.00 | 1 | 1 | 0 | 0 | 0 | 0.2 | 5 | 4 | 4 | 0 | 0 | 2-0 | 0 | 1 | 0 | .714 |
| 2004 | Fort Myers (FSL) | 6-7 | 4.00 | 21 | 21 | 0 | 0 | 0 | 117.0 | 118 | 56 | 52 | 6 | 0 | 43-2 | 125 | 6 | 2 | .269 |
| | New Britain (EAS) | 3-2 | 3.18 | 7 | 7 | 0 | 0 | 0 | 39.2 | 45 | 14 | 14 | 4 | 2 | 17-0 | 49 | 3 | 0 | .287 |
| 2005 | New Britain (EAS) | 3-5 | 3.64 | 13 | 13 | 0 | 0 | 0 | 76.2 | 70 | 36 | 31 | 6 | 2 | 26-0 | 92 | 4 | 1 | .242 |
| | Rochester (INT) | 9-2 | 1.78 | 14 | 14 | 0 | 0 | 0 | 91.0 | 56 | 25 | 18 | 4 | 0 | 24-2 | 112 | 2 | 1 | .177 |
| | MINNESOTA (AL) | 1-2 | 5.70 | 6 | 4 | 0 | 0 | 0 | 23.2 | 19 | 15 | 15 | 4 | 0 | 7-0 | 33 | 0 | 0 | .221 |
| 2006 | MINNESOTA (AL) | 12-3 | 2.16 | 28 | 16 | 0 | 0 | 1 | 121.0 | 89 | 31 | 29 | 9 | 1 | 32-0 | 144 | 9 | 1 | .205 |
| 2007 | | | | | | | | | INJURED - Did Not Play | | | | | | | | | | |
| 2008 | Fort Myers (FSL) | 0-1 | 6.75 | 1 | 1 | 0 | 0 | 0 | 5.1 | 6 | 4 | 4 | 0 | 0 | 2-0 | 8 | 0 | 0 | .300 |
| | Rochester (INT) | 10-2 | 3.28 | 19 | 19 | 0 | 0 | 0 | 118.0 | 102 | 44 | 43 | 8 | 3 | 31-1 | 113 | 4 | 0 | .231 |
| | MINNESOTA (AL) | 6-4 | 3.91 | 14 | 14 | 0 | 0 | 0 | 76.0 | 74 | 40 | 33 | 7 | 1 | 32-1 | 67 | 3 | 0 | .254 |
| 2009 | MINNESOTA (AL) | 5-13 | 5.80 | 29 | 24 | 0 | 0 | 0 | 136.2 | 147 | 93 | 88 | 21 | 6 | 65-0 | 122 | 5 | 1 | .279 |
| 2010 | MINNESOTA (AL) | 14-10 | 3.62 | 31 | 31 | 0 | 0 | 0 | 191.2 | 184 | 77 | 77 | 9 | 10 | 58-0 | 201 | 10 | 1 | .252 |
| 2011 | MINNESOTA (AL) | 9-10 | 5.09 | 26 | 24 | 1 | 1 | 0 | 134.1 | 125 | 81 | 76 | 14 | 7 | 75-1 | 112 | 9 | 0 | .249 |
| 2012 | MINNESOTA (AL) | 3-10 | 5.31 | 22 | 17 | 0 | 0 | 0 | 100.0 | 89 | 63 | 59 | 12 | 4 | 55-4 | 109 | 6 | 1 | .239 |
| | CHICAGO (AL) | 3-2 | 5.40 | 12 | 11 | 0 | 0 | 0 | 56.2 | 54 | 34 | 34 | 7 | 3 | 32-1 | 58 | 5 | 0 | .251 |
| 2013 | Bradenton (FSL) | 0-0 | 0.00 | 1 | 1 | 0 | 0 | 0 | 3.0 | 0 | 0 | 0 | 0 | 0 | 0-0 | 6 | 0 | 0 | .000 |
| | Altoona (EAS) | 0-1 | 13.50 | 1 | 1 | 0 | 0 | 0 | 2.2 | 4 | 4 | 4 | 1 | 0 | 3-0 | 4 | 0 | 0 | .333 |
| | Indianapolis (INT) | 2-0 | 3.38 | 3 | 3 | 0 | 0 | 0 | 16.0 | 15 | 6 | 6 | 1 | 1 | 1-0 | 23 | 1 | 0 | .238 |
| | PITTSBURGH (NL) | 16-8 | 3.02 | 26 | 26 | 2 | 0 | 0 | 161.0 | 134 | 54 | 54 | 9 | 0 | 63-0 | 163 | 7 | 2 | .224 |
| 2014 | Indianapolis (INT) | 0-0 | 0.00 | 1 | 1 | 0 | 0 | 0 | 6.0 | 3 | 0 | 0 | 0 | 0 | 0-0 | 8 | 0 | 0 | .150 |
| | PITTSBURGH (NL) | 7-10 | 3.38 | 29 | 29 | 0 | 0 | 0 | 162.1 | 130 | 68 | 61 | 13 | 4 | 81-3 | 175 | 12 | 0 | .218 |
| 2015 | PITTSBURGH (NL) | 12-7 | 3.38 | 31 | 31 | 0 | 0 | 0 | 186.2 | 155 | 75 | 70 | 15 | 5 | 70-1 | 205 | 10 | 1 | .223 |
| 2016 | PITTSBURGH (NL) | 6-11 | 5.46 | 21 | 21 | 0 | 0 | 0 | 113.2 | 115 | 76 | 69 | 19 | 7 | 69-1 | 116 | 8 | 0 | .264 |
| | TORONTO (AL) | 2-2 | 2.92 | 10 | 8 | 0 | 0 | 0 | 49.1 | 42 | 22 | 16 | 7 | 2 | 16-0 | 52 | 1 | 0 | .222 |
| | Minor Totals | 41-32 | 3.41 | 117 | 116 | 0 | 0 | 0 | 635.1 | 548 | 273 | 241 | 42 | 9 | 211-3 | 713 | 32 | 8 | .234 |
| | MAJOR TOTALS | 96-92 | 4.05 | 285 | 256 | 3 | 1 | 1 | 1513.0 | 1357 | 729 | 681 | 146 | 50 | 655-12 | 1557 | 85 | 7 | .239 |

BIOGRAPHIES
 LAST SEASON
 HISTORY
 RECORDS
 OPPONENTS
 PLAYER DEV.
 MEDIA & MISC.



WILD CARD GAME RECORD

| Year | Club & League | W-L | ERA | G | GS | CG | ShO | SV | IP | H | R | ER | HR | HB | BB-IBB | SO | WP | BK |
|---------------|---------------|-----|------|---|----|----|-----|----|-----|---|---|----|----|----|--------|----|----|----|
| 2013 | PIT vs. CIN | 1-0 | 1.29 | 1 | 1 | 0 | 0 | 0 | 7.0 | 4 | 1 | 1 | 0 | 1 | 1-0 | 5 | 0 | 0 |
| 2016 | TOR vs. BAL | 1-0 | 0.00 | 1 | 0 | 0 | 0 | 0 | 1.2 | 0 | 0 | 0 | 0 | 0 | 0-0 | 1 | 0 | 0 |
| TOTALS | | 2-0 | 1.04 | 2 | 1 | 0 | 0 | 0 | 8.2 | 4 | 1 | 1 | 0 | 1 | 1-0 | 6 | 0 | 0 |

DIVISION SERIES RECORD

| Year | Club & League | W-L | ERA | G | GS | CG | ShO | SV | IP | H | R | ER | HR | HB | BB-IBB | SO | WP | BK |
|---------------|---------------|-----|-------|---|----|----|-----|----|------|----|----|----|----|----|--------|----|----|----|
| 2009 | MIN vs. NYY | 0-0 | 4.50 | 1 | 0 | 0 | 0 | 0 | 2.0 | 1 | 2 | 1 | 1 | 0 | 1-0 | 1 | 0 | 0 |
| 2010 | MIN vs. NYY | 0-0 | 6.35 | 1 | 1 | 0 | 0 | 0 | 5.2 | 6 | 4 | 4 | 0 | 0 | 3-0 | 7 | 1 | 0 |
| 2013 | PIT vs. STL | 0-0 | 3.00 | 1 | 1 | 0 | 0 | 0 | 6.0 | 3 | 2 | 2 | 0 | 1 | 2-0 | 5 | 1 | 0 |
| 2016 | TOR vs. TEX | 0-0 | 54.00 | 1 | 0 | 0 | 0 | 0 | 0.1 | 2 | 2 | 2 | 0 | 0 | 1-0 | 0 | 0 | 0 |
| TOTALS | | 0-0 | 5.79 | 4 | 2 | 0 | 0 | 0 | 14.0 | 12 | 10 | 9 | 1 | 1 | 7-0 | 13 | 2 | 0 |

ALL-STAR GAME RECORD

| Year | Club & League | W-L | ERA | G | GS | CG | ShO | SV | IP | H | R | ER | HR | HB | BB-IBB | SO | WP | BK |
|------|---------------|-----|-----|---|----|----|-----|----|----|---|---|----|----|----|--------|----|----|----|
| 2006 | PIT at PIT | | | | | | | | | | | | | | | | | |
| | | | | | | | | | | | | | | | | | | |

DID NOT PITCH

WORLD BASEBALL CLASSIC RECORD

| Year | Club & League | W-L | ERA | G | GS | CG | ShO | SV | IP | H | R | ER | HR | HB | BB-IBB | SO | WP | BK |
|------|--------------------|-----|------|---|----|----|-----|----|-----|---|---|----|----|----|--------|----|----|----|
| 2006 | Dominican Republic | 0-0 | 1.69 | 1 | 1 | 0 | 0 | 0 | 5.1 | 3 | 2 | 1 | 0 | 0 | 3-0 | 8 | 0 | 0 |

TRANSACTIONS

- Signed by the San Francisco Giants on September 9, 2000
- Traded to the Minnesota Twins along with RHP Boof Bonser and RHP Joe Nathan in exchange for C A.J. Pierzynski and cash considerations on November 14, 2003
- On disabled list (sore left forearm) from August 8-September 11, 2006
- On disabled list (left elbow surgery) for entire 2007 season
- On disabled list (left arm fatigue) from August 18-September 9, 2009
- On disabled list (left shoulder inflammation) from May 23-June 7, 2011
- On disabled list (left posterior shoulder strain) from Aug. 26-Sept. 16, 2011
- Traded to the Chicago White Sox in exchange for INF Eduardo Escobar and LHP Pedro Hernandez on July 28, 2012
- Signed by the Pittsburgh Pirates on February 8, 2013
- On disabled list (fractured right forearm) from March 22-May 11, 2013
- On disabled list (strained left oblique) from June 11-July 13, 2014
- Traded to the Toronto Blue Jays along with C Reese McGuire and OF Harold Ramirez in exchange for RHP Drew Hutchison on August 1, 2016

**PITCHING LEADERS BY A
SOUTHPAW, MAJORS (2013-2016)****OPP. AVG**

| | |
|-----------------------------|-------------|
| 1. Clayton Kershaw | .193 |
| 2. Madison Bumgarner | .220 |
| 3. Chris Sale | .225 |
| 4. Francisco Liriano | .229 |
| 5. Jon Lester | .236 |

OPP. SLG

| | |
|-----------------------------|-------------|
| 1. Clayton Kershaw | .280 |
| 2. Madison Bumgarner | .347 |
| 3. Francisco Liriano | .351 |
| 4. Chris Sale | .352 |
| 5. Jon Lester | .363 |

SO/9

| | |
|-----------------------------|-------------|
| 1. Clayton Kershaw | 10.41 |
| 2. Chris Sale | 10.28 |
| 3. Francisco Liriano | 9.51 |
| 4. Madison Bumgarner | 9.41 |
| 5. David Price | 8.89 |



GAME HIGHS

| | | | |
|-------------------------|-------------------------------------|---------------------------------|------------------------------------|
| ML Debut | Sept. 5, 2005 vs. TEX | ER Allowed | 10 - Aug. 9, 2013 at COL |
| Innings Pitched: | | HR Allowed | 3 - 6x, last May 13, 2016 at CHC |
| Starter | 9.0 - 3x, last Aug. 14, 2013 at STL | Low Hit CG | 4 - 2x, last Aug. 14, 2013 at STL |
| Reliever | 3.0 - 2x, last May 9, 2006 at TEX | Last Win | Sept. 23, 2016 vs. NYY |
| Walks: | | Last Save | May 9, 2006 at TEX |
| Starter | 7 - 2x, last Sept. 1, 2012 at DET | Last CG | Aug. 14, 2013 at STL |
| Reliever | 3 - May 14, 2012 vs. CLE | Last ShO | May 3, 2011 at CWS |
| Strikeouts: | | Last Start | Sept. 28, 2016 vs. BAL |
| Starter | 15 - July 13, 2012 vs. OAK | Last Relief App. | Sept. 5, 2016 at NYY |
| Reliever | 5 - 2x, last April 29, 2006 at DET | Longest Win Streak | 8G - July 16-Sept. 14, 2010 |
| Hits Allowed | 12 - Aug. 9, 2013 at COL | Longest Losing Streak | 5G - 3x, last May 29-June 27, 2016 |
| | | Scoreless Innings Streak | 23.0 - April 15-27, 2010 |

MILESTONES

| Category | Date | Opponent | Notes |
|---------------------------------|---------------------|-----------------|------------------------------|
| Start | 1 Sept. 14, 2005 | at Detroit | ND, 5.0, 2H, 2ER, HR, BB, 6K |
| | 100 June 12, 2011 | Texas | W, 8.0, 2H, ER, 9K |
| | 200 April 26, 2015 | at Arizona | W, 6.1, 2H, 6BB, 7K |
| Win | 1 Sept. 30, 2005 | Detroit | 7.0, 5H, 2ER, HR, 8K |
| ShO | 1 May 3, 2011 | at Chicago (AL) | 9.0, 6BB, 2K (no hitter) |
| 10+ Strikeout Games (26) | | | |
| | 26 Sept. 28, 2016 | Baltimore | 10 strikeouts |
| Strikeout | 1000 Sept. 22, 2014 | at Atlanta | M. Upton |
| Save | 1 May 9, 2006 | at Texas | 3.0, 4H, 3K |

PROFESSIONAL CAREER:

- Made his **Major League debut** in relief on Sept. 5, 2005 vs. Texas (1.0IP/1ER).
- Made two relief appearances before making his first start on Sept. 14, 2005 at Detroit (5.0IP/2ER).
- Recorded his 1st Major League win while tossing 7.0 innings and fanning eight batters on Sept. 30, 2005 vs. DET
- Shared the American League Rookie of the Month for June 2006.
- Named by American League manager Ozzie Guillén as one of five candidates for the 2006 All-Star Final Vote...Finished second to the player he was traded for, A. J. Pierzynski.
- On July 10, 2006, was named to his first All-Star game by American League Manager Ozzie Guillén to replace fatigued starting pitcher José Contreras.
- Named American League Rookie of the Month July 2006, his second consecutive such award.
- Named American League Pitcher of the Month for April 2010, after posting a 3-0 record and leading the league with a 0.96 ERA.
- On May 3, 2011, threw his first career complete game, a no-hitter against the Chicago White Sox at U.S. Cellular Field. He had 6 walks and 2 strikeouts in the 30 batters he faced. He threw 123 pitches, 66 of which were strikes.
- On July 13, 2012, struck out 15 batters against the Oakland A's as he caused 27 swing and misses, the highest number since 2007.
- Received "Tommy John" surgery on his elbow on Nov. 6, 2006 causing him to miss the entire 2007 season recovering.
- Named the American League Pitcher-of-the-Month of April, going 3-0 with a 0.93 ERA (29.0IP/3ER) in four starts.

AWARDS & HONOURS

2013 National League Comeback Player of the Year
 NL Player of the Week (July 29-August 4, 2013)
 Recorded a No-Hitter on May 3, 2011
 AL Player of the Week (May 2-8, 2011)
 AL Pitcher of the Month (April, 2010)
 2010 American League Comeback Player of the Year
 2006 American League All Star
 Two-time AL Rookie of the Month (June & July, 2006)



LOUP AARON

62

PITCHER

BIRTHDATE December 19, 1987
 OPENING DAY AGE 29
 BIRTHPLACE Raceland, LA
 RESIDENCE Hahnville, LA
 TWITTER @NA

BATS/THROWS L/L
 HEIGHT/WEIGHT 5-11/205
 CONTRACT STATUS signed thru 2017
 M.L. SERVICE 4.040
 OPTIONS USED 1 of 3

PERSONAL:

- Aaron Christopher Loup.
- Attended Tulane University, majored in digital design.
- Attended Hahnville High School in Louisiana... Was a two-time first-team All-District 6-5A and all-metro.
- Participated in the Blue Jays Winter Tour in 2013 and 2015.

LAST SEASON:

- Was designated for assignment off the 25-man roster on Aug. 27 and sent back to Buffalo the following day...Re-joined the Blue Jays on Sept. 6 after the Buffalo Bisons' season ended.
- Was named to all three postseason rosters (ALWC, ALDS, ALCS), but did not appear in a game.
- Recorded only 14.1 IP in 21 games with TOR in 2016, both career-lows.
- Made his season debut on May 28 vs. BOS after being reinstated from the disabled list...Struck out both batters he faced.
- Appeared in six games during his rehab assignment (3G with Dunedin & 3G with Buffalo – combined for 4.2 IP).
- Began the season on the 15-day disabled list with left elbow soreness (April 3-May 27).

Bold – career high; Red – league high

| Year | Club & League | W-L | ERA | G | GS | CG | ShO | SV | IP | H | R | ER | HR | HB | BB-IBB | SO | WP | BK | OBA |
|------|----------------------|------------|-------|-----------|----|----|-----|----|-------------|-----|-----|-----|----------|----|-------------|-----------|----|----|------|
| 2009 | Blue Jays (Gulf) | 2-1 | 3.86 | 13 | 0 | 0 | 0 | 3 | 16.1 | 17 | 9 | 7 | 0 | 3 | 3-0 | 19 | 1 | 0 | .274 |
| 2010 | Lansing (Mid) | 3-2 | 4.54 | 35 | 5 | 0 | 0 | 2 | 73.1 | 79 | 37 | 37 | 4 | 5 | 22-1 | 73 | 3 | 0 | .283 |
| 2011 | Dunedin (FSL) | 4-3 | 4.66 | 48 | 0 | 0 | 0 | 5 | 65.2 | 67 | 38 | 34 | 6 | 6 | 27-2 | 56 | 6 | 1 | .269 |
| 2012 | New Hampshire (East) | 0-3 | 2.78 | 37 | 0 | 0 | 0 | 3 | 45.1 | 46 | 19 | 14 | 4 | 5 | 14-1 | 43 | 3 | 1 | .263 |
| | TORONTO (AL) | 0-2 | 2.64 | 33 | 0 | 0 | 0 | 0 | 30.2 | 26 | 10 | 9 | 0 | 0 | 2-0 | 21 | 1 | 1 | .232 |
| 2013 | TORONTO (AL) | 4-6 | 2.47 | 64 | 0 | 0 | 0 | 2 | 69.1 | 66 | 23 | 19 | 5 | 7 | 13-4 | 53 | 2 | 0 | .258 |
| 2014 | TORONTO (AL) | 4-4 | 3.15 | 71 | 0 | 0 | 0 | 4 | 68.2 | 50 | 25 | 24 | 4 | 6 | 30-5 | 56 | 5 | 0 | .207 |
| 2015 | Buffalo (INT) | 0-0 | 4.50 | 5 | 0 | 0 | 0 | 0 | 6.0 | 9 | 3 | 3 | 0 | 1 | 4-0 | 5 | 0 | 1 | .360 |
| | TORONTO (AL) | 2-5 | 4.46 | 60 | 0 | 0 | 0 | 0 | 42.1 | 47 | 24 | 21 | 6 | 6 | 7-0 | 46 | 0 | 0 | .275 |
| 2016 | Dunedin (FSL) | 0-1 | 18.00 | 3 | 0 | 0 | 0 | 0 | 2.0 | 3 | 4 | 4 | 0 | 0 | 4-0 | 2 | 0 | 0 | .333 |
| | Buffalo (INT) | 3-0 | 1.83 | 20 | 0 | 0 | 0 | 1 | 19.2 | 21 | 4 | 4 | 0 | 0 | 3-0 | 26 | 0 | 0 | .269 |
| | TORONTO (AL) | 0-0 | 5.02 | 21 | 0 | 0 | 0 | 0 | 14.1 | 15 | 8 | 8 | 2 | 3 | 4-0 | 15 | 3 | 0 | .288 |
| | Minor Totals | 12-10 | 4.06 | 161 | 5 | 0 | 0 | 14 | 228.1 | 242 | 114 | 103 | 14 | 20 | 77-4 | 224 | 13 | 3 | .276 |
| | MAJOR TOTALS | 10-17 | 3.24 | 249 | 0 | 0 | 0 | 6 | 225.1 | 204 | 90 | 81 | 17 | 22 | 56-9 | 191 | 11 | 1 | .245 |

DIVISION SERIES RECORD

| Year | Club & Opp. | W-L | ERA | G | GS | CG | ShO | SV | IP | H | R | ER | HR | HB | BB-IBB | SO | WP | BK |
|------|-------------|-----|------|---|----|----|-----|----|-----|---|---|----|----|----|--------|----|----|----|
| 2015 | TOR vs. TEX | 0-0 | 0.00 | 2 | 0 | 0 | 0 | 0 | 1.0 | 0 | 0 | 0 | 0 | 0 | 0-0 | 0 | 0 | 0 |

LEAGUE CHAMPIONSHIP SERIES RECORD

| Year | Club & Opp. | W-L | ERA | G | GS | CG | ShO | SV | IP | H | R | ER | HR | HB | BB-IBB | SO | WP | BK |
|------|-------------|-----|------|---|----|----|-----|----|-----|---|---|----|----|----|--------|----|----|----|
| 2015 | TOR vs. KC | 0-0 | 9.00 | 2 | 0 | 0 | 0 | 0 | 1.0 | 1 | 1 | 1 | 0 | 0 | 2-0 | 0 | 0 | 0 |

TRANSACTIONS

- Selected by the Toronto Blue Jays in the 9th round of the 2009 First Year Player Draft
- On disabled list (left elbow soreness) from April 3-May 27, 2016

GAME HIGHS

| | | | |
|-------------------------|-----------------------------------|---------------------------------|------------------------------------|
| ML Debut | July 14, 2012 vs. CLE | ER Allowed | 4 - 2x, June 7, 2014 vs. STL |
| Innings Pitched: | | HR Allowed | 1 - 17x, last June 9, 2016 vs. BAL |
| Starter | None | Low Hit CG | None |
| Reliever | 3.0 - April 12, 2013 at KC | Last Win | June 13, 2015 at BOS |
| Walks: | | Last Save | July 20, 2014 vs. TEX |
| Starter | None | Last CG | None |
| Reliever | 3 - April 20, 2014 at CLE | Last ShO | None |
| Strikeouts: | | Last Start | None |
| Starter | None | Last Relief App. | Sept. 30, 2016 at BOS |
| Reliever | 4 - 2x, last June 7, 2013 vs. TEX | Longest Win Streak | 3G - May 22-July 13, 2013 |
| Hits Allowed | 5 - Sept. 4, 2012 vs. BAL | Longest Losing Streak | 3G - 2x, last Aug. 7-16, 2013 |
| | | Scoreless Innings Streak | 15.2 - May 5-June 7, 2014 |



MILESTONES

| Category | Date | Opponent | Notes |
|----------|------------------|------------|------------|
| Win | 1 April 10, 2013 | at Detroit | 1.0 IP, 2H |
| Save | 1 April 12, 2013 | at KC | 3.0 IP, K |

PROFESSIONAL CAREER:

- His 4.46 ERA and .275 opponents' average in 2015 were the highest of his career.
- In 2015, ranked 3rd among AL relievers with a 6.57 SO/BB rate & 7th with a 1.49 BB/9 ratio.
- Made his postseason debut October 9, 2015 vs. TEX (0.2 IP, 0R, 0H)...Stranded six of his seven inherited runners in the playoffs.
- Did not appear in the 2015 ALCS due to leaving the team to attend to personal matters.
- Inherited 66 runners during the 2014 season, the most among all Major League relievers...Stranded 51.
- Issued 30 walks in 2014, a career-high and more than double his previous high of 13 set in 2013.
- Surrendered his first home run on July 7, 2014 at LAA...Marked the first home run he had given up since Aug. 7, 2013 at SEA, a span of 54.0 innings pitched.
- Made 44 consecutive appearances in 2012-13 before surrendering the 1st home run of his career on April 30 vs. BOS, setting a club record for longest stretch to begin a Blue Jays career.
- Ranked 6th among AL relievers in 2013 with 1.69 walks per nine innings... Walked batters in three straight games for the 1st time in his career in his 83rd, 84th and 85th career games, August 13-20...Had not walked batters in consecutive appearances prior to this stretch.
- Among all AL pitchers was T-2nd with 5 pickoffs in 2013...Teammate Mark Buehrle was 1st with 6...Was only pitcher in top 10 to not have at least one game start.
- Made his **Major League debut** on July 14, 2012 vs. CLE, tossing two perfect innings.

LONGEST SCORELESS INNINGS STREAKS BY A TORONTO RELIEVER, SEASON

| | | | |
|------|------|----------------|------------------------|
| 1989 | 26.2 | Tom Henke | Aug. 6-Sept. 14, 1989 |
| 2015 | 26.0 | Brett Cecil | June 24-Sept. 19, 2015 |
| 2008 | 26.0 | Scott Downs | May 2-July 1, 2008 |
| 1986 | 24.0 | Mark Eichhorn | Aug. 10-29, 1986 |
| 2001 | 23.0 | Paul Quantrill | April 3-May 10, 2001 |
| 2007 | 21.2 | Jeremy Accardo | April 4-May 26, 2007 |
| 1987 | 21.1 | Tom Henke | April 6-May 20, 1987 |
| 1978 | 21.1 | Victor Cruz | June 24-July 31, 1978 |





MARTIN RUSSELL

55

CATCHER

BIRTHDATE February 15, 1983
 OPENING DAY AGE 34
 BIRTHPLACE East York, Ontario
 RESIDENCE Chelsea, Quebec
 TWITTER @RussellMartin55

BATS/THROWS R/R
 HEIGHT/WEIGHT 5-10/205
 CONTRACT STATUS signed thru 2019
 M.L. SERVICE 10.150
 OPTIONS USED 2 of 3

PERSONAL:

- Russell Nathan Jeanson Coltrane Martin Jr.
- Added the letter "J" on the back of his uniform with the Dodgers in 2009 in addition to "Martin" as a tribute to his mother's side of the family, whose last name is Jeanson... His middle name (Coltrane) is a nod to jazz musician John Coltrane... His father, Russell Sr., is an accomplished saxophone player and played the National Anthem on his saxophone before a Dodgers/Pirates game on September 20, 2006 at Dodger Stadium and at Olympic Stadium prior to Blue Jays/Reds contest in 2015.
- Lived in Paris from ages 8-10...Is a graduate of Polyvalente Edouard-Montpetit High School in Montreal, the same high school attended by Eric Gagne.
- Played third base at Chipola Junior College in Marianna, FL...Was slated to attend North Carolina State University before being drafted by the Dodgers.
- Was selected to play for the Canadian team in the 2000 World Junior Championships...Also chosen as a member of Canada's qualifying team for the 2004 Olympic Games...Earned the Heart & Hustle Award in 2007, which is chosen by the MLB Players Alumni Association... Played for Canada in the 2009 World Baseball Classic, homering vs. the US at Rogers Centre.
- Was also awarded the annual Roy Campanella Award in 2007 as the "Most Inspirational Dodger," which was voted upon by his teammates and coaches.
- On June 18, 2009, announced a donation of \$600,000 over the next 10 years to the ONE DROP Foundation, whose mission is to fight poverty by supporting access to clean water; the foundation also seeks to raise awareness of water-related issues and the need to get involved to ensure good quality water is accessible to all in sufficient quantity, today and tomorrow...Launched his official website, www.russellmartin55.com the same day.
- Participated in the 2015 Blue Jays Winter Tour.

LAST SEASON:

- Became just the second primary catcher in MLB history to hit 80 home runs in both the AL and the NL.
- Hit his 19th home run Sept. 16 at LAA while recording 4-RBI...Marked his 3rd, 4+ RBI game of the season, 2nd most in a single season (4x in 2011).
- Recorded 20 home runs in back-to-back seasons for the first time in his career.
- Hit the a game-winning two-run home run in the 8th inning, Sept. 4 at TB... Was his 9th career home run from the 8th inning on to give his team a lead (3rd with TOR).
- Tied the club record for most home runs by a catcher in August with seven... Rod Barajas also hit 7-HR in August, 2009.
- Collected 22-RBI in August (20 as a catcher)...The 20-RBI tied the club record for most RBI by a TOR-catcher in a single month...Darren Fletcher had 20-RBI in June & August, 1999 & Ernie Whitt recorded 20-RBI in September, 1987.
- Hit 7-HR with 19-RBI over an 11-game span from Aug. 13-26
- Recorded his 20th HR of the season on Sept. 20 at SEA...He and Michael Saunders became the first pair of Canadian-born teammates to each hit 20 home runs in a single season.
- Hit 6-HR over a six game span from Aug. 13-20...Only one other Blue Jays player homered at least six times as a catcher over a six-game span as Ernie Whitt did it in September 1987...Jonathan Lucroy (Aug. 4-12) is the only other catcher last season with six homers over a six-game span.
- Had a career best 22 game on-base streak snapped Aug. 5 at KC (.415 OBP over span).
- Hit a solo shot to lead off the 9th inning on Aug. 1 at HOU, tying the game at 1-1...It marked the 1st time he had tied a game with a HR in the 9th inning...It was the 150th home run of his career.
- Recorded only three hits in 33 at-bats in the postseason (.091 average)...Struck out 14 times in those 33 at-bats, including nine times in the ALCS - a club record...Struck out at least once in each of his last eight games of the playoffs.
- Marked his sixth consecutive postseason appearance...His teams have made the playoffs in eight of the last nine seasons ('16, '15, '14, '13, '12, '11, '09, '08, '06) and nine of the last 11 seasons.
- Collected his 36th career postseason hit in game five of the ALCS to surpass Hall of Famer James "Tip" O'Neil for most hits in a postseason by a Canadian-born player...Tip O'Neil had set that record in 1888.
- Drove in at least one run from June 9-16, a career-high seven straight games (10 RBI total)...Became 14th player in club history to record a RBI in seven straight games & first catcher in club history.
- Hit his first home run of the season May 25 at NYY, a total of 124 AB to hit his 1st HR of the campaign, the longest stretch to begin a season with a HR since 2009 (217 AB).
- Snapped a streak of nine consecutive strikeouts April 29 after hitting a single in the 7th inning...Those nine strikeouts in nine straight plate appearances set a Blue Jays record.

CATCHER CAUGHT STEALING AMONG ACTIVE PLAYERS, MLB

| | |
|--------------------|-----|
| 1. Russell Martin | 261 |
| 2. Yadier Molina | 256 |
| 3. Brian McCann | 227 |
| 4. Jonathan Lucroy | 161 |
| Carlos Ruiz | 161 |

CATCHER ERA, MLB (2006-2016)

MIN. 500 STARTS

*made his debut in 2006

| | |
|-------------------|------|
| 1. AJ Ellis | 3.32 |
| 2. Wilson Ramos | 3.41 |
| 3. Buster Posey | 3.50 |
| 4. Yadier Molina | 3.63 |
| 5. Russell Martin | 3.67 |



| Year | Club and League | AVG | G | AB | R | H | 2B | 3B | HR | RBI | SH-SF | HP | BB-IBB | SO | SB-CS | SLG | OBP | OPS |
|------|-----------------------|------|------------|------|-----------|------------|-----------|----|-----------|-----------|-------|----|--------------|------------|--------------|------|------|------|
| 2002 | Dodgers (GCL) | .286 | 41 | 126 | 22 | 36 | 3 | 3 | 0 | 10 | 2-0 | 4 | 23-0 | 18 | 7-1 | .357 | .412 | .769 |
| 2003 | South Georgia (SAL) | .286 | 25 | 98 | 15 | 28 | 4 | 1 | 3 | 14 | 1-1 | 0 | 9-0 | 11 | 5-2 | .439 | .343 | .782 |
| | Ogden (Pio) | .271 | 52 | 188 | 25 | 51 | 13 | 0 | 6 | 36 | 2-2 | 4 | 26-1 | 26 | 3-1 | .436 | .368 | .804 |
| 2004 | Vero Beach (FSL) | .250 | 122 | 416 | 74 | 104 | 24 | 1 | 15 | 64 | 0-8 | 10 | 72-1 | 54 | 9-5 | .421 | .368 | .789 |
| 2005 | Jacksonville (Sou) | .311 | 129 | 409 | 83 | 127 | 17 | 1 | 9 | 61 | 5-3 | 10 | 78-0 | 69 | 15-7 | .423 | .430 | .853 |
| 2006 | Las Vegas (PCL) | .297 | 23 | 74 | 14 | 22 | 9 | 0 | 0 | 9 | 1-3 | 0 | 13-0 | 11 | 0-2 | .419 | .389 | .808 |
| | LOS ANGELES (NL) | .282 | 121 | 415 | 65 | 117 | 26 | 4 | 10 | 65 | 1-3 | 4 | 45-8 | 57 | 10-5 | .436 | .355 | .791 |
| 2007 | LOS ANGELES (NL) | .293 | 151 | 540 | 87 | 158 | 32 | 3 | 19 | 67 | 0-6 | 7 | 67-1 | 89 | 21 -9 | .469 | .374 | .843 |
| 2008 | LOS ANGELES (NL) | .280 | 155 | 553 | 87 | 155 | 25 | 0 | 13 | 69 | 0-2 | 5 | 90 -8 | 83 | 18-6 | .396 | .385 | .781 |
| 2009 | LOS ANGELES (NL) | .250 | 143 | 505 | 63 | 126 | 19 | 0 | 7 | 53 | 2-1 | 11 | 69-9 | 80 | 11-6 | .329 | .352 | .681 |
| 2010 | LOS ANGELES (NL) | .248 | 97 | 331 | 45 | 82 | 13 | 0 | 5 | 26 | 1-3 | 4 | 48-7 | 61 | 6-2 | .332 | .347 | .679 |
| 2011 | NEW YORK (AL) | .237 | 125 | 417 | 57 | 99 | 17 | 0 | 18 | 65 | 1-3 | 5 | 50-1 | 81 | 8-2 | .408 | .324 | .732 |
| 2012 | NEW YORK (AL) | .211 | 133 | 422 | 50 | 89 | 18 | 0 | 21 | 53 | 2-0 | 8 | 53-0 | 95 | 6-1 | .403 | .311 | .714 |
| 2013 | PITTSBURGH (NL) | .226 | 127 | 438 | 51 | 99 | 21 | 0 | 15 | 55 | 1-1 | 8 | 58-2 | 108 | 9-5 | .377 | .327 | .704 |
| 2014 | PITTSBURGH (NL) | .290 | 111 | 379 | 45 | 110 | 20 | 0 | 11 | 67 | 2-5 | 15 | 59-5 | 78 | 4-4 | .430 | .402 | .832 |
| 2015 | TORONTO (AL) | .240 | 129 | 441 | 76 | 106 | 23 | 2 | 23 | 77 | 0-5 | 8 | 53-1 | 106 | 4-5 | .458 | .329 | .787 |
| 2016 | TORONTO (AL) | .231 | 137 | 455 | 62 | 105 | 16 | 0 | 20 | 74 | 1-5 | 10 | 64-1 | 148 | 2-1 | .398 | .335 | .733 |
| | Minor Totals | .281 | 392 | 1311 | 233 | 368 | 70 | 6 | 33 | 194 | 11-17 | 28 | 221-2 | 189 | 39-18 | .419 | .391 | .810 |
| | TORONTO TOTALS | .235 | 266 | 896 | 138 | 211 | 39 | 2 | 43 | 151 | 1-10 | 18 | 117-2 | 254 | 6-6 | .427 | .332 | .760 |
| | MAJOR TOTALS | .254 | 1429 | 4896 | 688 | 1246 | 230 | 9 | 162 | 691 | 11-34 | 85 | 656-43 | 986 | 99-46 | .404 | .350 | .755 |

WILD CARD GAME RECORD

| Year | Club and Opp. | AVG | G | AB | R | H | 2B | 3B | HR | RBI | SH-SF | HP | BB-IBB | SO | SB-CS |
|------|---------------|------|---|----|---|---|----|----|----|-----|-------|----|--------|----|-------|
| 2013 | PIT vs. CIN | .750 | 1 | 4 | 2 | 3 | 0 | 0 | 2 | 2 | 0-0 | 0 | 0-0 | 0 | 0-0 |
| 2014 | PIT vs. SF | .250 | 1 | 4 | 0 | 1 | 0 | 0 | 0 | 0 | 0-0 | 0 | 0-0 | 0 | 0-0 |
| 2016 | TOR vs. BAL | .000 | 1 | 4 | 0 | 0 | 0 | 0 | 0 | 0 | 0-0 | 0 | 0-0 | 0 | 0-0 |
| | TOTALS | .333 | 3 | 12 | 2 | 4 | 0 | 0 | 2 | 2 | 0-0 | 0 | 0-0 | 0 | 0-0 |

DIVISION SERIES RECORD

| Year | Club and Opp. | AVG | G | AB | R | H | 2B | 3B | HR | RBI | SH-SF | HP | BB-IBB | SO | SB-CS |
|------|--------------------|------|----|-----|----|----|----|----|----|-----|-------|----|--------|----|-------|
| 2006 | LAD vs. NYM | .333 | 3 | 12 | 2 | 4 | 0 | 0 | 0 | 0 | 0-0 | 0 | 1-0 | 2 | 0-0 |
| 2008 | LAD vs. CHC | .308 | 3 | 14 | 2 | 4 | 3 | 0 | 1 | 5 | 0-0 | 0 | 1-0 | 3 | 0-0 |
| 2009 | LAD vs. STL | .111 | 3 | 9 | 0 | 1 | 0 | 0 | 0 | 1 | 0-0 | 1 | 3-0 | 1 | 0-0 |
| 2011 | NY Yankees vs. DET | .176 | 5 | 17 | 3 | 3 | 1 | 0 | 0 | 0 | 0-0 | 2 | 2-0 | 4 | 0-0 |
| 2012 | NY Yankees vs. BAL | .176 | 5 | 17 | 2 | 3 | 1 | 0 | 1 | 1 | 0-0 | 0 | 3-0 | 2 | 0-0 |
| 2013 | PIT vs. STL | .154 | 5 | 13 | 0 | 2 | 0 | 0 | 0 | 4 | 0-2 | 0 | 3-0 | 5 | 0-0 |
| 2015 | TOR vs. TEX | .200 | 4 | 15 | 2 | 3 | 2 | 0 | 0 | 1 | 0-0 | 2 | 1-0 | 3 | 0-0 |
| 2016 | TOR vs. TEX | .083 | 3 | 12 | 2 | 1 | 0 | 0 | 1 | 1 | 0-0 | 0 | 2-0 | 5 | 0-0 |
| | TOTALS | .194 | 31 | 108 | 13 | 21 | 7 | 0 | 3 | 13 | 0-2 | 5 | 16-0 | 25 | 0-0 |

LEAGUE CHAMPIONSHIP SERIES RECORD

| Year | Club and Opp. | AVG | G | AB | R | H | 2B | 3B | HR | RBI | SH-SF | HP | BB-IBB | SO | SB-CS |
|------|--------------------|------|----|----|---|----|----|----|----|-----|-------|----|--------|----|-------|
| 2008 | LAD vs. PHI | .118 | 5 | 17 | 3 | 2 | 0 | 0 | 0 | 1 | 0-0 | 2 | 3-0 | 7 | 1-0 |
| 2009 | LAD vs. PHI | .250 | 5 | 16 | 2 | 4 | 1 | 0 | 0 | 2 | 0-0 | 1 | 1-0 | 3 | 0-0 |
| 2012 | NY Yankees vs. DET | .143 | 4 | 14 | 1 | 2 | 0 | 0 | 0 | 0 | 0-0 | 0 | 0-0 | 3 | 0-0 |
| 2015 | TOR vs. KC | .091 | 4 | 11 | 1 | 1 | 0 | 0 | 0 | 0 | 0-0 | 1 | 3-0 | 5 | 0-0 |
| 2016 | TOR vs. CLE | .118 | 5 | 17 | 0 | 2 | 0 | 0 | 0 | 0 | 0-0 | 0 | 1-0 | 9 | 0-0 |
| | TOTALS | .147 | 23 | 75 | 7 | 11 | 1 | 0 | 0 | 3 | 0-0 | 4 | 8-0 | 27 | 1-0 |

ALL-STAR GAME RECORD

| Year | Club and League | AVG | G | AB | R | H | 2B | 3B | HR | RBI | SH-SF | HP | BB-IBB | SO | SB-CS |
|------|-------------------|------|---|----|---|---|----|----|----|-----|-------|----|--------|----|-------|
| 2007 | LAD at SF | .000 | 1 | 3 | 0 | 0 | 0 | 0 | 0 | 0 | 0-0 | 0 | 0-0 | 1 | 0-0 |
| 2008 | LAD at NYY | .333 | 1 | 3 | 0 | 1 | 0 | 0 | 0 | 0 | 0-0 | 0 | 0-0 | 0 | 0-0 |
| 2011 | NY Yankees at ARI | | | | | | | | | | | | | | |
| 2015 | TOR at CIN | .000 | 1 | 1 | 0 | 0 | 0 | 0 | 0 | 0 | 0-0 | 0 | 0-0 | 1 | 0-0 |
| | TOTALS | .143 | 3 | 7 | 0 | 1 | 0 | 0 | 0 | 0 | 0-0 | 0 | 0-0 | 2 | 0-0 |

WORLD BASEBALL CLASSIC

| Year | Club and League | AVG | G | AB | R | H | 2B | 3B | HR | RBI | SH-SF | HP | BB-IBB | SO | SB-CS |
|------|-----------------|------|---|----|---|---|----|----|----|-----|-------|----|--------|----|-------|
| 2009 | Canada | .222 | 2 | 9 | 3 | 2 | 1 | 0 | 1 | 1 | 0-0 | 0 | 1-0 | 2 | 0-0 |

HOME RUN BREAKDOWN

| Total | ONE GAME | | | | | | | | | | | | | | |
|-------|----------|----|----|---|---|----|----|----|----|----|-----|-----|-----|----|--|
| | H | A | 2 | 3 | 4 | GS | LO | XN | IP | PH | RHP | LHP | | | |
| 162 | 78 | 84 | 12 | 0 | 0 | 4 | 0 | 4 | 0 | 4 | 0 | 1 | 118 | 44 | |

TRANSACTIONS

- Selected by the Los Angeles Dodgers in the 17th round of the 2002 First Year Player Draft
- Signed by the New York Yankees on December 15, 2010
- On disabled list (labral tear in right hip) from August 4-remainder of season, 2010
- Signed by the Pittsburgh Pirates on November 30, 2012
- On disabled list (strained left hamstring) from April 26-May 22, 2014
- Signed by the Toronto Blue Jays on November 18, 2014



GAME HIGHS

| | | | |
|------------------|------------------------------------|-------------------------------|----------------------------------|
| ML Debut | May 5, 2006 vs. MIL | Stolen Bases | 2 - 4x, last June 29, 2010 at SF |
| Runs | 3 - 22x, last July 3, 2016 vs. CLE | Last ML Home Run | Sept. 20, 2016 at SEA |
| Hits | 5 - Aug. 25, 2011 vs. OAK | Longest Hitting Streak | 15G - May 5-20, 2010 |
| Home Runs | 2 - 12x, last Aug. 16, 2016 at NYY | Longest Hitless Streak | 31AB - June 20-July 7, 2012 |
| RBI | 6 - Aug. 25, 2011 vs. OAK | | |

MILESTONES

| Category | Date | Opponent | Pitcher | Notes |
|-------------------------------|--------------------|------------------|-----------------|-----------------|
| Game | 1000 July 14, 2013 | New York (NL) | -- | as PH |
| Hit | 1 May 5, 2006 | Milwaukee | Capuano | 2R-2B |
| | 1000 Aug. 13, 2014 | at Detroit | Farmer | 1R-2B |
| Home Run | 1 May 7, 2006 | Milwaukee | Bush | 1R |
| | 100 June 8, 2013 | at Chicago (NL) | Rondon | 2R |
| Multi-Homer Games (12) | | | | |
| | 12 Aug. 16, 2016 | at New York (AL) | Swarzak, Warren | 1R, 2R |
| Grand Slams | 1 April 21, 2007 | Pittsburgh | Chacon | 10th inning |
| | 2 Aug. 20, 2009 | Chicago (NL) | Guzman | 6th inning |
| | 3 Aug. 25, 2011 | Oakland | De Los Santos | 6th inning |
| | 4 June 5, 2012 | Tampa Bay | Shields | 4th inning |
| Walkoff HR | 1 Aug. 13, 2006 | San Francisco | Chulk | 10th inning, 1R |
| | 2 April 21, 2007 | Pittsburgh | Chacon | 10th inning, GS |
| | 3 June 10, 2012 | New York | Rauch | 9th inning, 1R |
| | 4 Sept. 21, 2012 | Oakland | Doolittle | 10th inning, 1R |
| Extra-Inning HR | 1 April 21, 2007 | Pittsburgh | Chacon | 10th inning |
| | 2 Aug. 13, 2006 | San Francisco | Chulk | 10th inning, 1R |
| | 3 Sept. 21, 2012 | Oakland | Doolittle | 10th inning, 1R |
| | 4 June 13, 2015 | at Boston | Barnes | 11th inning, 1R |
| Pinch Hit HR | 1 Sept. 26, 2008 | at San Francisco | Wilson | 9th inning, 2R |
| RBI | 1 May 5, 2006 | Milwaukee | Capuano | 2R-2B |
| Stolen Base | 1 June 24, 2006 | Pittsburgh | Capps | 2nd base |
| | | | C-Paulino | |

BATTING LEADERS AS A CATCHER AMONG ACTIVE PLAYERS

| HITS | RBI | EXTRA BASE HITS |
|-------------------------------|------------------------------|------------------------------|
| 1. Yadier Molina 1576 | 1. Brian McCann 842 | 1. Brian McCann 493 |
| 2. Brian McCann 1311 | 2. Yadier Molina 692 | 2. Yadier Molina 416 |
| 3. Russell Martin 1215 | 3. Russell Martin 674 | 3. Russell Martin 393 |
| 4. Joe Mauer 1118 | 4. Victor Martinez 541 | 4. Joe Mauer 326 |
| 5. Kurt Suzuki 1029 | 5. Joe Mauer 514 | 5. Victor Martinez 312 |
| HOME RUNS | WALKS | |
| 1. Brian McCann 232 | 1. Russell Martin 623 | |
| 2. Russell Martin 160 | 2. Brian McCann 519 | |
| 3. Miguel Montero 129 | 3. Joe Mauer 478 | |
| 4. Victor Martinez 109 | 4. Chris Iannetta 461 | |
| Mike Napoli 109 | 5. Yadier Molina 421 | |

BEST OFFENSIVE SEASONS BY A TORONTO CATCHER, ALL-TIME

| HOME RUNS | PITCHES/PA |
|-----------------------------|------------------------------------|
| 1. J.P. Arencibia 23 | 1. Gregg Zaun 4.24 2005 |
| 2. Russell Martin 22 | 2. Russell Martin 4.23 2016 |
| 3. J.P. Arencibia 21 | 3. Gregg Zaun 4.18 2004 |
| RBI | WAR |
| 1. Darrin Fletcher 80 | 1. Russell Martin 3.5 2015 |
| 2. J.P. Arencibia 75 | 2. Gregg Zaun 2.0 2005 |
| 3. Russell Martin 74 | 3. Pat Borders 1.7 1992 |
| XBH | |
| 1. J.P. Arencibia 47 | |
| 2. Russell Martin 46 | |
| 3. John Buck 44 | |
| Darrin Fletcher 44 | |
| Ernie Whitt 44 | |



PROFESSIONAL CAREER:

- Finished the 2015 season with a caught stealing percentage of 38.4, having thrown out 25 attempted base stealers (65 attempts)...Those 25 CCS ranked 2nd in the AL (McCann-26).
- Among 2015 AL catchers ranked 1st in WAR (3.5), T-1st XBH (46), 2nd in 2B (22), RBI (74) & HR (22) and 5th in hits (102).
- Clubbed his 23rd home run of the season October 2, 2015 at TB...Those 23 home runs set a new career high...It was his 22nd HR as a catcher, 2nd most by a catcher in a season in club history (Arenecibia, 23 in 2011)...His 46 extra base hits as a catcher this season also rank 2nd in club history behind Arenecibia (47-2011).
- Drove in 18 runs in 16 games vs. NYY in 2015 matching the most RBIs against the Yankees in a single season by one of their former players in more than 50 years...Boston's Mike Lowell, who appeared in eight games for the Yankees in 1998, had 18 RBI against them during the 2007 campaign.
- June 13, 2015 at BOS became the first player to hit a home run and have three passed balls in one game since Jason Varitek hit a home run and had five passed balls (Wakefield) for Boston in 1999.
- Hit the first three-run triple of the season by a big-league catcher on June 12, 2015 at BOS, and the 2nd of his career...In 2006, playing for the Dodgers, hit a three-run triple at Colorado...The only other active catcher who has generated a pair of three-run triples in the Majors is Jonathan Lucroy, who did so twice within a span of 10 games in June 2013.
- Stole home as part of a double steal (7th inning) in game 2 of a DH at WSH on June 2, 2015...It marked the 1st time in his career to steal home...Became the first Jay since Brett Lawrie on April 22, 2012 at KC to swipe home.
- In 2015, was selected to represent Toronto for the 86th All-Star Classic in Cincinnati...Marked his 4th selection (2007-2008, 2011), and his 2nd time as a starter (2007 with LAD)...Is the 3rd Blue Jay catcher overall (John Buck-2010, Ernie Whitt-1985) to be selected as an all-star.
- His 162 at-bats following the 2015 postseason represented the most ever by a Canadian-born player, surpassing Tip O'Neill who had 146 at-bats following the 1888 season.
- Threw out three of six attempted base stealers, the most by any catcher through the 2015 playoffs.
- Has appeared in the post season on nine occasions over the last 11 seasons, including each of the last six... Has yet to reach a World Series.
- Is one of three catchers in Major League history to have at least 10 HR, 60 RBI and 10 SB in a single season three times (C. Fisk/l. Rodriguez).
- Finished 3rd in WAR once in 2015 and 8th in WAR twice among catchers, once in 2007 and in 2014.
- Made 1000th career start at catcher on June 13, 2014 at Miami.
- Recorded 1000th career hit on August 13, 2014 at Detroit, a double off Buck Farmer.
- Ranked 1st among NL catchers in OBP for 2014 (.406), 3rd in batting average (.295) and 4th in RBI (67).
- In 2013 posted a .998 fielding pct, making just two errors all season to rank 1st in the Majors.
- In 2007 earned a Silver Slugger and Gold Glove award.
- Was named to the Topps All-Rookie Team in 2006.
- Hit a pair of solo home runs in the Wild Card game on October 1, 2013 as the Pirates defeated the Cincinnati Reds 6-2... The win was the Pirates first post-season victory in 21 years.
- On June 6, 2006 he and Eric Gagne became the first French Canadian battery in Major League history.
- Was one of three Yankees to hit an MLB record three grand slams in a single game in a 22-9 rout of the Oakland Athletics at Yankee Stadium on August 25, 2011 (Granderson/Cano).
- Owns four walk-off home runs, with the last two coming in 2012.
- Participated in the 2009 World Baseball Classic for Canada
- Suffered a torn labrum in his right hip in August of 2010 keeping him sidelined for the rest of the season.
- Went a career-high 0-30 from June 20-July 6, 2012.
- Made his **ML debut** on May 5, 2006 collecting two hits off Chris Capuano... First home run came on May 7 off Dave Bush... Hit his first of four career grand slams in the 10th inning on April 21, 2007, a walk-off shot off Shawn Chacon.

CATCH THIS:

Russell Martin is one of three catchers in Major League history to have at least 10-HR, 60-RBI and 10-SB in a single season three times.

| | |
|-----------------------|-------------------------|
| Russell Martin | 2006, 2007, 2008 |
| Ivan Rodriguez | 1999, 2001, 2003 |
| Carlton Fisk | 1980, 1982, 1985 |

MARTIN AMONG AL CATCHER LEADERS – 2016

| Category | Rank | Total |
|----------|------|-------|
| RBI | 1 | 72 |
| BB | 1 | 56 |
| P/PA | 1 | 4.23 |
| TOB | 1 | 166 |
| HR | 2 | 20 |
| OBP | 2 | .330 |
| OPS | 2 | .736 |
| Hits | T2 | 101 |
| XBH | T3 | 35 |





NON-ROSTER

MAYZA

TIM

67

PITCHER

BIRTHDATE January 15, 1992
 OPENING DAY AGE 25
 BIRTHPLACE Allentown, PA
 RESIDENCE Pennsburg, PA
 TWITTER @NA

BATS/THROWS L/L
 HEIGHT/WEIGHT 6-2/211
 CONTRACT STATUS signed thru 2017
 M.L. SERVICE 0.000
 OPTIONS USED 0 of 3

PERSONAL:

- Timothy Gerard Mayza
- Born on January 15, 1992 in Allentown, Pennsylvania
- Attended Upper Perkiomen High School in Red Hill, Pennsylvania
- All American in his junior year at Millersville University of Pennsylvania
- Landed a spot with the Cotuit Kettleers of the Cape Cod League in 2012.
- Baseball America tabbed him as the No. 6 prospect in Division II prior to that 2012 campaign
- As Millersville's No. 1 starter, he posted an 11-3 record and a PSAC-best 1.55 ERA in 2012.
- His accolades included Daktronics All-America Third Team, All-Atlantic Region First Team by Daktronics, ABCA and NCB-WA, and All-PSAC East First Team in 2012.

LAST SEASON:

- Began the season at Dunedin (A)...Posted a 1.66 ERA over 48.2 IP of work (28 games).
- Promoted to the New Hampshire Fisher Cats on June 20.
- Sent back to Dunedin on Aug. 4 after appearing in 14 games for the Fisher Cats (.281 opp. AVG)
- On April 22 vs. Lakeland, combined to throw a no-hitter along with Brad Allen and Adonys Cardona...It was the first no-hitter recorded by Dunedin since 1992.
- In 42 relief appearances between Dunedin and New Hampshire combined to produce a 2.15 ERA with 29 walks and 63 strikeouts over 62.2 innings.

Bold – career high; Red – league high

| Year | Club & League | W-L | ERA | G | GS | CG | ShO | SV | IP | H | R | ER | HR | HB | BB-IBB | SO | WP | BK | OBA |
|---------------------|---------------------|------|-------|----|----|----|-----|----|-------|-----|-----|----|----|----|--------|-----|----|----|------|
| 2013 | Blue Jays (GCL) | 0-2 | 10.29 | 3 | 2 | 0 | 0 | 0 | 7.0 | 11 | 8 | 8 | 0 | 0 | 2-0 | 10 | 0 | 0 | .355 |
| | Blue Jays (APP) | 1-2 | 6.95 | 10 | 3 | 0 | 0 | 0 | 22.0 | 30 | 20 | 17 | 2 | 1 | 10-1 | 17 | 4 | 0 | .323 |
| 2014 | Vancouver (NOR) | 2-3 | 6.75 | 12 | 0 | 0 | 0 | 0 | 20.0 | 31 | 20 | 15 | 2 | 2 | 12-0 | 17 | 6 | 0 | .356 |
| | Bluefield (APP) | 0-1 | 6.75 | 4 | 0 | 0 | 0 | 1 | 6.2 | 7 | 5 | 5 | 0 | 1 | 4-0 | 3 | 0 | 0 | .304 |
| 2015 | Lansing (MID) | 3-2 | 3.07 | 26 | 1 | 0 | 0 | 3 | 55.2 | 49 | 21 | 19 | 0 | 0 | 27-1 | 62 | 6 | 1 | .238 |
| 2016 | New Hampshire (EAS) | 1-3 | 4.11 | 14 | 0 | 0 | 0 | 0 | 15.1 | 16 | 10 | 7 | 0 | 0 | 15-0 | 13 | 2 | 0 | .281 |
| | Dunedin (FSL) | 2-0 | 1.66 | 28 | 0 | 0 | 0 | 4 | 48.2 | 36 | 16 | 9 | 1 | 0 | 15-0 | 52 | 1 | 0 | .201 |
| Minor Totals | | 9-13 | 4.11 | 97 | 6 | 0 | 0 | 8 | 175.1 | 180 | 100 | 80 | 5 | 4 | 85-2 | 174 | 19 | 1 | .266 |

TRANSACTIONS

- Selected by the Toronto Blue Jays in the 12th round of the 2013 First Year Player Draft

PROFESSIONAL CAREER:

- Posted career bests in WHIP at 1.37, ERA at 3.07, opponent batting average at .238, and H/9 ratio at 7.92 for the 2015 season at Lansing (A).
- Made a spot start for Lansing in 2015 on Aug. 22 vs. Bowling Green & in that outing tossed five scoreless innings.
- Recorded a save in his first career professional postseason contest - Sept. 12 vs. West Michigan...Worked 2.1 innings that afternoon (allowed 1-ER).
- Was added to the Toronto Blue Jays Arizona Fall League roster after the 2015 campaign.





McGUIRE REESE

68
CATCHER

NON-ROSTER

BIRTHDATE March 2, 1995
 OPENING DAY AGE 22
 BIRTHPLACE Seattle, WA
 RESIDENCE Kent, WA
 TWITTER @Reese_McGuire21

BATS/THROWS L/R
 HEIGHT/WEIGHT 5-11/210
 CONTRACT STATUS signed thru 2017
 M.L. SERVICE 0.000
 OPTIONS USED 0 of 3

PERSONAL:

- Reese Jackson McGuire
- Graduated from Kentwood High School in Covington, WA in 2013, where he hit .436 with 13 doubles, three triples, four home runs and 20 RBI in his senior season.
- Was rated as the fifth-best position player and 12th-best player overall in the 2013 draft by Baseball America...Was also rated by Baseball America as the second-best "Defensive Player" among high school players eligible in the draft.
- Was named the 2012-2013 Gatorade Washington Player-of-the-Year, while also receiving the 2012 Dick Chase Award after helping Team USA's 18-and-under squad defeat Canada and win the gold medal at the IBAF 18U World Championship in Seoul, South Korea in Sept. 2012.
- His grandfather, Jack McGuire, was a catcher on Duke University's team that made the 1952 College World Series.

LAST SEASON:

- Was ranked as the 6th best catching prospect by MLB.com entering the 2017 season.
- Was named as an Organization All-Star by MLB.com (Pittsburgh).
- Reached base safely in each of his first 12 games of the 2016 campaign.
- Threw out 37% of runners attempting to steal a base on him (35-96).
- Walked 36 times in 2016 while striking out only 34 at-bats (365 plate appearances).
- Was limited to just 15 games for New Hampshire following his trade on Aug. 1 from Pittsburgh due to injury (on DL from Aug. 12-22).

Bold – career high; Red – league high

| Year | Club and League | AVG | G | AB | R | H | 2B | 3B | HR | RBI | SH-SF | HP | BB-IBB | SO | SB-CS | SLG | OBP | OPS |
|------|---------------------|------|-----|------|-----|-----|----|----|----|-----|-------|----|--------|-----|-------|------|------|------|
| 2013 | Pirates (GCL) | .330 | 46 | 176 | 30 | 58 | 11 | 0 | 0 | 21 | 2-2 | 3 | 15-2 | 18 | 5-1 | .392 | .388 | .780 |
| | Jamestown (NYP) | .250 | 4 | 16 | 3 | 4 | 0 | 0 | 0 | 0 | 0-0 | 0 | 1-0 | 1 | 1-0 | .250 | .294 | .544 |
| 2014 | West Virginia (SAL) | .262 | 98 | 389 | 46 | 102 | 11 | 4 | 3 | 45 | 4-6 | 4 | 24-0 | 44 | 7-2 | .334 | .307 | .641 |
| 2015 | Bradenton (FSL) | .254 | 98 | 374 | 32 | 95 | 15 | 0 | 0 | 34 | 6-4 | 1 | 26-1 | 39 | 14-7 | .294 | .301 | .595 |
| 2016 | Altoona (EAS) | .259 | 77 | 266 | 29 | 69 | 16 | 2 | 1 | 37 | 4-2 | 3 | 29-0 | 26 | 4-4 | .346 | .337 | .683 |
| | New Hampshire (EAS) | .226 | 15 | 53 | 5 | 12 | 2 | 0 | 0 | 5 | 0-0 | 1 | 7-0 | 8 | 2-2 | .264 | .328 | .592 |
| | Minor Totals | .267 | 338 | 1274 | 145 | 340 | 55 | 6 | 4 | 142 | 16-14 | 12 | 102-3 | 136 | 33-16 | .329 | .324 | .653 |

TRANSACTIONS

- Selected by the Pittsburgh Pirates in the 1st round (14th overall) in the 2013 First Year Player Draft
- Traded to the Toronto Blue Jays along with LHP Francisco Liriano and OF Harold Ramirez in exchange for RHP Drew Hutchison on August 1, 2016

PROFESSIONAL CAREER:

- Spent the entire 2015 campaign with Bradenton, where he was named to the Florida State League's mid-season All-Star team.
- Threw out 27 of the 107 runners (25%) attempting to steal against him.
- Hit .353 (12-34) as a designated hitter and .245 (83-339) as a catcher in 2015.
- Was rated by Baseball America as Pittsburgh's "Best Defensive Catcher" in the publications "Best Tools" edition at the end of the 2015 campaign.
- Hit .294 for the Glendale Desert Dogs of the AFL and was named to the Rising Stars game.
- Was ranked as Pittsburgh's sixth-best prospect following the 2015 season by Baseball America.
- Was tabbed by MLB Pipeline.com as the fourth-best catching prospect entering 2016 behind Wilson Contreras (CHC), Gary Sanchez (NYY), Jorge Alfaro (PHI).
- Was ranked as the eighth-best prospect in Pittsburgh's system entering 2014 and the "Best Defensive Catcher" in the club's minor league system by Baseball America.

BIOGRAPHIES

LAST SEASON

HISTORY

RECORDS

OPPONENTS

PLAYER DEV.

MEDIA & MISC.



- Spent the entire 2014 campaign with West Virginia (A), where he was named to the South Atlantic League's mid-season All-Star team.
- Hit .351 over a 19-game hitting streak from May 7-30, 2014, tied for the longest hitting streak in the South Atlantic League that season.
- Threw out a league-leading 49 runners attempting to steal against him in 2014, while also leading all catchers in double plays (nine).
- Began his professional career with the Gulf Coast Pirates in 2013, after being selected by the Pirates with the 14th overall pick in the First-Year Player Draft earlier in the summer.
- Made his professional debut July 4, 2013 against the GCL Tigers, going 4-for-5 with a pair of doubles and three RBI.
- Was named the Gulf Coast's Player-of-the-Month in August of 2013 after hitting .369, with nine doubles and 12 RBI in 21 games.
- Selected to the post-season All-Star team in 2013 for the Gulf Coast.
- Threw out 16 of 36 runners (44%) attempting to steal against him in his first professional season.
- Was promoted to Jamestown of the New York-Penn League on Aug. 31, 2013, appearing in four games for the club in the regular season...Went 2-for-7 in two games with Jamestown in the playoffs.

MOST HOME RUNS HIT IN A SERIES

The Blue Jays hit 13 home runs in a three-game series sweep in Boston on Sept. 28-30, 2009. That's a Toronto record for home runs in a three-game series against any team. The most home runs hit in a four-game series by Toronto is 11-HR which occurred from April 17-20, 2000 vs. Anaheim.





MONSALVE

ALEX

70
CATCHER

BIRTHDATE April 22, 1992
 OPENING DAY AGE 24
 BIRTHPLACE Boqueron, VZ
 RESIDENCE Boqueron, VZ
 TWITTER NA

BATS/THROWS R/R
 HEIGHT/WEIGHT 6-2/185
 CONTRACT STATUS signed thru 2017
 M.L. SERVICE 0.000
 OPTIONS USED 0 of 3

NON-ROSTER

PERSONAL:

- Alex David Valera Monsalve
- Born on April 22, 1992 in Boqueron, Venezuela

LAST SEASON:

- Split much of the season between Akron (AA) and Lynchburg (A)...Appeared in one game for Columbus (AAA), going 0-for-4.
- Hit .297 for the Akron RubberDucks, the highest average among all players in 2016 (minimum 30 at-bats).
- Recorded multiple hits in six consecutive starts, May 24-June 27...In those six games hit .522 (12-23).
- Was placed on the seven-day DL June 19...Was activated and assigned to Lynchburg on June 27.

Bold - career high; Red - league high

| Year | Club and League | AVG | G | AB | R | H | 2B | 3B | HR | RBI | SH-SF | HP | BB-IBB | SO | SB-CS | SLG | OBP | OPS |
|---------------------|-------------------|-------|-----|------|-----|-----|-----|----|----|-----|-------|----|--------|-----|-------|-------|-------|-------|
| 2009 | Indians (DSL) | .274 | 61 | 230 | 28 | 63 | 14 | 0 | 0 | 22 | 0-0 | 4 | 18-0 | 54 | 6-2 | .335 | .337 | .672 |
| 2010 | Indians (AZL) | .220 | 43 | 182 | 18 | 40 | 8 | 3 | 1 | 18 | 0-1 | 2 | 4-0 | 52 | 0-0 | .313 | .243 | .556 |
| 2011 | Lake County (MID) | .264 | 117 | 458 | 55 | 121 | 21 | 3 | 5 | 44 | 0-4 | 3 | 31-3 | 96 | 7-6 | .356 | .313 | .669 |
| 2012 | Lake County (MID) | .265 | 73 | 283 | 36 | 75 | 17 | 1 | 7 | 36 | 1-3 | 3 | 23-1 | 35 | 1-2 | .406 | .324 | .730 |
| | Carolina (CAR) | .233 | 34 | 116 | 10 | 27 | 4 | 0 | 1 | 6 | 1-1 | 1 | 7-0 | 17 | 1-0 | .293 | .280 | .573 |
| 2013 | Indians (AZL) | .231 | 4 | 13 | 1 | 3 | 0 | 0 | 0 | 2 | 0-0 | 0 | 1-0 | 1 | 0-0 | .231 | .286 | .517 |
| | Akron (EAS) | .295 | 21 | 78 | 9 | 23 | 4 | 1 | 2 | 8 | 1-0 | 0 | 1-0 | 15 | 0-0 | .449 | .304 | .753 |
| 2014 | Carolina (CAR) | .265 | 93 | 359 | 37 | 95 | 20 | 4 | 5 | 51 | 1-2 | 6 | 25-0 | 67 | 2-1 | .384 | .321 | .705 |
| 2015 | Lynchburg (CAR) | .250 | 26 | 92 | 14 | 23 | 7 | 0 | 1 | 15 | 0-1 | 2 | 9-0 | 14 | 0-0 | .359 | .327 | .686 |
| | Indians (AZL) | 1.000 | 1 | 1 | 1 | 1 | 0 | 0 | 0 | 0 | 0-0 | 2 | 0-0 | 0 | 0-0 | 1.000 | 1.000 | 2.000 |
| 2016 | Columbus (INT) | .250 | 1 | 4 | 0 | 1 | 0 | 0 | 0 | 0 | 0-0 | 0 | 0-0 | 1 | 0-0 | .250 | .250 | .500 |
| | Lynchburg (CAR) | .219 | 21 | 73 | 10 | 16 | 3 | 0 | 1 | 3 | 0-1 | 2 | 6-0 | 21 | 0-0 | .301 | .293 | .594 |
| | Akron (EAS) | .297 | 18 | 64 | 10 | 19 | 2 | 1 | 1 | 7 | 0-1 | 1 | 5-1 | 8 | 0-0 | .406 | .352 | .758 |
| Minor Totals | | .260 | 513 | 1953 | 229 | 507 | 100 | 13 | 24 | 212 | 4-14 | 26 | 130-5 | 381 | 17-11 | .361 | .312 | .673 |

TRANSACTIONS

- Signed by the Cleveland Indians on July 2, 2008
- Signed by the Toronto Blue Jays on December 4, 2016

PROFESSIONAL CAREER:

- Spent the 2015 season with Lynchburg (A), appearing in only 26 games after three separate DL stints (back strain)...Was placed on the disabled list for the final time June 27 through until the end of the season.
- Appeared in one game in a rehab assignment for the AZL Indians Aug 4...Did not appear in any other games for the remainder of the season.
- Set a career-high in RBI (51) and 3B (4) in 2014...Spent the entire year with Carolina (A).
- Limited to 25 games during the 2013 season due to right elbow injuries.
- Was named an organizational All-Star for Cleveland in 2012.
- In 2011 was named a Rising Star in the AFL and was selected as a Mid-Season All-Star for the Midwest League.
- Reached base safely in 13 consecutive games, July 27-Aug. 16, 2010...Spent the entire 2010 season with the AZL Indians.
- In his first professional season, spent the 2009 year with the DSL Indians, posting a .274 average (63-230) with 14-2B.

BIOGRAPHIES

LAST SEASON

HISTORY

RECORDS

OPPONENTS

PLAYER DEV.

MEDIA & MISC.





MORALES KENDRYS

8

INFIELDER

BIRTHDATE June 20, 1983
 OPENING DAY AGE 33
 BIRTHPLACE Fomento, Cuba
 RESIDENCE Davie, FL
 TWITTER NA

BATS/THROWS S/R
 HEIGHT/WEIGHT 6-1/240
 CONTRACT STATUS signed thru 2019
 M.L. SERVICE 8.170
 OPTIONS USED 4 of 4

PERSONAL:

- Kendrys Rodriguez Morales
- Resides in Miami, FL during the offseason with his wife, Yarley, and children Hanely and Kendrys Jr.
- As a Cuban amateur, owned a .330 batting average with 60 doubles, five triples, 37 home runs, and 170 RBI...Batted clean up for the Cuban National Team at the Baseball World Cup tournament in Havana.

LAST SEASON:

- His 30 home runs in 2016 were the most he has hit since 2009 (34)...Was his second career 30+ home run season...Struck out 120 times, a career-high.
- Recorded a season-high 14-game hitting streak Aug. 28-Sept. 12, posting a .375 (21-56) average over those contests.
- Collected his 1000th career hit Sept. 18 vs. CWS, a home run in the 6th inning off of Chris Beck.
- Hit .337 vs. LHP following the All-Star break, the highest average in baseball...Overall his .330 average against lefties in 2016 ranked as the 8th highest in the AL.
- Grounded into 20 double plays in 112 opportunities (17.9%), the 11th highest rate in baseball last season.
- Posted a .311 average with RISP...In those situations with two outs, hit .296/.367/.620.
- Issued a one-game suspension Aug. 4 after returning to the field following his ejection in the 9th inning Aug. 3 at TB...Would appeal the suspension, but ultimately served it Aug. 11

Bold - career high; Red - league high

| Year | Club and League | AVG | G | AB | R | H | 2B | 3B | HR | RBI | SH-SF | HP | BB-IBB | SO | SB-CS | SLG | OBP | OPS |
|------|---------------------|------|------------|------|-----------|------------|-----------|----------|-----------|------------|-------|----|-------------|------------|------------|------|------|-------|
| 2005 | R. Cucamongo (CAL) | .344 | 22 | 90 | 18 | 31 | 3 | 0 | 5 | 17 | 0-1 | 3 | 6-0 | 11 | 0-0 | .544 | .400 | .944 |
| | Arkansas (TEX) | .306 | 74 | 281 | 47 | 86 | 12 | 0 | 17 | 54 | 0-1 | 2 | 17-1 | 43 | 2-0 | .530 | .349 | .879 |
| 2006 | Salt Lake (PCL) | .320 | 66 | 256 | 41 | 82 | 13 | 1 | 12 | 52 | 0-1 | 2 | 14-0 | 40 | 0-3 | .520 | .359 | .879 |
| | LOS ANGELES (AL) | .234 | 57 | 197 | 21 | 46 | 10 | 1 | 5 | 22 | 0-1 | 0 | 17-1 | 28 | 1-1 | .371 | .293 | .664 |
| 2007 | Salt Lake (PCL) | .341 | 64 | 255 | 42 | 87 | 20 | 1 | 5 | 37 | 0-1 | 4 | 15-1 | 30 | 0-2 | .486 | .385 | .871 |
| | LOS ANGELES (AL) | .294 | 43 | 119 | 12 | 35 | 10 | 0 | 4 | 15 | 0-0 | 1 | 6-2 | 21 | 0-1 | .479 | .333 | .812 |
| 2008 | Angels (AZL) | .524 | 5 | 21 | 4 | 11 | 3 | 0 | 1 | 10 | 0-0 | 0 | 1-0 | 1 | 0-0 | .810 | .545 | 1.355 |
| | Salt Lake (PCL) | .341 | 78 | 317 | 46 | 108 | 19 | 0 | 15 | 64 | 0-3 | 1 | 19-3 | 43 | 1-3 | .543 | .376 | .919 |
| | LOS ANGELES (AL) | .213 | 27 | 61 | 7 | 13 | 2 | 0 | 3 | 8 | 0-0 | 1 | 4-0 | 7 | 0-1 | .393 | .273 | .666 |
| 2009 | LOS ANGELES (AL) | .306 | 152 | 566 | 86 | 173 | 43 | 2 | 34 | 108 | 0-8 | 2 | 46-10 | 117 | 3-7 | .569 | .355 | .924 |
| 2010 | LOS ANGELES (AL) | .290 | 51 | 193 | 29 | 56 | 5 | 0 | 11 | 39 | 0-1 | 5 | 12-3 | 31 | 0-1 | .487 | .346 | .833 |
| 2011 | | | | | | | | | | | | | | | | | | |
| | | | | | | | | | | | | | | | | | | |
| 2012 | LOS ANGELES (AL) | .273 | 134 | 484 | 61 | 132 | 26 | 1 | 22 | 73 | 0-3 | 4 | 31-1 | 116 | 0-1 | .467 | .320 | .787 |
| 2013 | SEATTLE (AL) | .277 | 156 | 602 | 64 | 167 | 34 | 0 | 23 | 80 | 0-1 | 5 | 49-6 | 114 | 0-0 | .449 | .336 | .785 |
| 2014 | MINNESOTA (AL) | .234 | 39 | 154 | 12 | 36 | 11 | 0 | 1 | 18 | 0-2 | 0 | 6-1 | 27 | 0-0 | .325 | .259 | .584 |
| | SEATTLE (AL) | .207 | 59 | 213 | 16 | 44 | 9 | 0 | 7 | 24 | 0-2 | 3 | 21-2 | 41 | 0-0 | .347 | .285 | .632 |
| 2015 | KANSAS CITY (AL) | .290 | 158 | 569 | 81 | 165 | 41 | 2 | 22 | 106 | 0-4 | 8 | 58-4 | 103 | 0-0 | .485 | .362 | .847 |
| 2016 | KANSAS CITY (AL) | .263 | 154 | 558 | 65 | 147 | 24 | 0 | 30 | 93 | 0-5 | 7 | 48-2 | 120 | 0-0 | .468 | .327 | .795 |
| | Minor Totals | .332 | 309 | 1220 | 198 | 405 | 70 | 2 | 55 | 234 | 0-7 | 12 | 72-5 | 168 | 3-8 | .528 | .373 | .901 |
| | MAJOR TOTALS | .273 | 1030 | 3716 | 454 | 1014 | 215 | 6 | 162 | 586 | 0-27 | 36 | 298-32 | 725 | 4-12 | .465 | .331 | .795 |

DIVISION SERIES RECORD

| Year | Club and League | AVG | G | AB | R | H | 2B | 3B | HR | RBI | SH-SF | HP | BB-IBB | SO | SB-CS |
|------|-----------------|------|----|----|---|----|----|----|----|-----|-------|----|--------|----|-------|
| 2007 | LAA vs. BOS | .111 | 3 | 9 | 1 | 1 | 0 | 0 | 0 | 0 | 0-0 | 0 | 0-0 | 2 | 0-0 |
| 2008 | LAA vs. BOS | .500 | 4 | 4 | 0 | 2 | 1 | 0 | 0 | 0 | 0-0 | 0 | 0-0 | 0 | 0-0 |
| 2009 | LAA vs. BOS | .200 | 3 | 10 | 1 | 2 | 0 | 0 | 1 | 3 | 0-1 | 0 | 1-0 | 0 | 0-0 |
| 2015 | KC vs. HOU | .263 | 5 | 19 | 3 | 5 | 0 | 0 | 3 | 6 | 0-0 | 0 | 1-0 | 4 | 0-0 |
| | TOTALS | .238 | 15 | 42 | 5 | 10 | 1 | 0 | 4 | 9 | 0-1 | 0 | 2-0 | 6 | 0-0 |

LEAGUE CHAMPIONSHIP SERIES RECORD

| Year | Club and League | AVG | G | AB | R | H | 2B | 3B | HR | RBI | SH-SF | HP | BB-IBB | SO | SB-CS |
|------|-----------------|------|----|----|---|----|----|----|----|-----|-------|----|--------|----|-------|
| 2009 | LAA vs. NYY | .167 | 6 | 24 | 1 | 4 | 0 | 0 | 1 | 4 | 0-0 | 1 | 1-0 | 6 | 0-0 |
| 2015 | KC vs. TOR | .273 | 6 | 22 | 2 | 6 | 0 | 0 | 1 | 4 | 0-1 | 0 | 2-0 | 5 | 0-0 |
| | TOTALS | .217 | 12 | 46 | 3 | 10 | 0 | 0 | 2 | 8 | 0-1 | 1 | 3-0 | 11 | 0-0 |

WORLD SERIES RECORD

| Year | Club and League | AVG | G | AB | R | H | 2B | 3B | HR | RBI | SH-SF | HP | BB-IBB | SO | SB-CS |
|------|-----------------|------|---|----|---|---|----|----|----|-----|-------|----|--------|----|-------|
| 2015 | KC vs. NYM | .200 | 5 | 10 | 0 | 2 | 0 | 0 | 0 | 0 | 0-0 | 0 | 1-0 | 3 | 0-0 |



HOME RUN BREAKDOWN

| Total | H | A | ONE GAME | | | | GS | LO | XN | IP | PH | RHP | LHP |
|-------|----|----|----------|---|---|---|----|----|----|----|-----|-----|-----|
| | | | 2 | 3 | 4 | | | | | | | | |
| 162 | 79 | 83 | 16 | 1 | 0 | 3 | 0 | 5 | 0 | 3 | 124 | 38 | |

TRANSACTIONS

- Signed as a free agent by the Los Angeles Angels on December 16, 2004
- On disabled list (broken left leg) from May 30, 2010 - remainder of the season
- On disabled list (left ankle surgery) from March 30, 2011 - remainder of the season
- Traded to the Seattle Mariners in exchange for LHP Jason Vargas on December 19, 2012
- Signed by the Minnesota Twins on June 8, 2014
- Traded to the Seattle Mariners in exchange for RHP Stephen Pyror on July 24, 2014
- Signed by the Kansas City Royals on December 16, 2014
- Signed by the Toronto Blue Jays on November 18, 2016

GAME HIGHS

| | | | |
|------------------|-------------------------------------|-------------------------------|-----------------------------------|
| ML Debut | May 23, 2006 at TEX | RBI | 6 - 4x, last: July 2, 2013 at TEX |
| Runs | 5 - Sept. 20, 2015 at DET | Stolen Bases | 1 - 4x, last: Oct. 2, 2009 at OAK |
| Hits | 5 - Aug. 28, 2008 vs. OAK | Last ML Home Run | Sept. 24, 2016 at DET |
| Doubles | 2 - 14x, last: June 30, 2016 at STL | Longest Hitting Streak | 20G - June 24-July 22, 2009 |
| Home Runs | 3 - Sept. 20, 2015 at DET | Longest Hitless Streak | 21AB - June 15-21, 2014 |

MILESTONES

| Category | Date | Opponent | Pitcher | Notes |
|------------------------------|---------------------|---------------|-----------------------|-----------------|
| Game | 1000 Aug. 30, 2016 | New York (AL) | -- | as DH |
| Hit | 1 May 23, 2006 | at Texas | Lackey | 1B |
| | 1000 Sept. 18, 2016 | vs. CWS | Beck | 2R-HR |
| Home Run | 1 May 23, 2006 | at Texas | Padilla | 2R |
| | 100 Sept. 11, 2013 | Houston | Peacock | 1R |
| Multi-Homer Game (17) | 17 Sept. 6, 2016 | at Minnesota | Santana, Light | 2R, 3R |
| 3-Homer Game | 1 Sept. 20, 2015 | at Detroit | Simon, Simon, Ferrell | 1R, 1R, 1R |
| Grand Slam HR | 1 May 29, 2010 | Seattle | League | 10th inning |
| | 2 July 30, 2012 | at Texas | Ross Jr. | 6th inning |
| | 3 Aug. 7, 2016 | Toronto | Cecil | 7th inning |
| Extra Inning HR | 1 May 29, 2010 | Seattle | League | 4R, 10th inning |
| | 2 Aug. 23, 2012 | at Boston | Aceves | 1R, 10th inning |
| | 3 June 3, 2013 | Oakland | Balfour | 3R, 10th inning |
| | 4 July 26, 2013 | Minnesota | Perkins | 1R, 13th inning |
| | 5 May 15, 2016 | Atlanta | Grill | 2R, 13th inning |
| Pinch-Hit HR | 1 Sept. 21, 2009 | New York (AL) | Bruney | 1R |
| | 2 Sept. 14, 2012 | Kansas City | Collins | 2R |
| | 3 June 23, 2013 | Oakland | Balfour | 3R (walkoff) |
| Walkoff HR | 1 May 29, 2010 | Seattle | League | Grand Slam |
| | 2 June 23, 2013 | Oakland | Balfour | 3R |
| | 3 May 15, 2016 | Atlanta | Grilli | 2R |
| RBI | 1 May 23, 2006 | at Texas | Padilla | 2R HR |
| Stolen Base | 1 June 2, 2006 | at Cleveland | Mota | 2nd base |
| | | | C-Laker | |



PROFESSIONAL CAREER:

- Ranks 4th among active switch hitters for most HR with 151.
- In 2015 he recorded his highest totals in doubles (41) and RBI (106) since his breakout 2009 campaign with the Angels...Also set a career high with 58 walks...Earned a Louisville Silver Slugger Award and named the Edgar Martinez Award recipient as the league's most outstanding DH...Finished the year tied for fourth in the AL in doubles and ranked sixth in RBI, while leading the American League and ranked second in the Majors with 53 two-out RBI, trailing only Colorado's Nolan Arenado (59).
- Recorded his first career three-home run game Sept. 20, 2015 at DET, going 4-for-4, with a triple...Was the first Royal to hit three home runs in a game since Danny Tartabull did so vs. OAK June 3, 1991.
- Split the 2014 season between Seattle and Minnesota, after being acquired by the Mariners on July 24 in exchange for RHP Stephen Pryor...Hit seven home runs over his last 43 games (with Seattle), while going deep just once in his first 55 games.
- 2012 marked his first season full season of action since 2009 after missing all of 2011 and part of 2010 with a left lower leg injury ... On Opening Day, collected first Major League hit since a walk-off grand slam on May 29, 2010 vs. Seattle (span of 678 days) ... Hit 14 of 22 homers following the All-Star break.
- Did not participate during 2011 campaign...Opened season on 15-day D.L. before being transferred to 60-day D.L. July 20...Underwent a second surgery May 26 to clean out scar tissue and debris in the left ankle joint...A bone graft was also performed.
- Limited to 51 games in 2010 after suffering fractured lower left leg following his game-ending grand slam in 10th inning on May 29, 2010 vs. Seattle... Placed on 60-day DL May 30th...At time of injury, he was leading Angels in average (.290), home runs (11), total bases (94) and RBI (39).
- In 2009 he was voted Angels' Team MVP in his first full campaign with the club...Finished 5th in AL MVP voting...Batted .306 (173/566), with 86 runs, 43 doubles, 2 triples, 34 doubles and 108 RBI...Set Angels' single-season HR record for a switch hitter with 34 (previous mark of 28 by C. Davis in '96) and most total bases by a switch-hitter (322)

MOST HOME RUNS BY A CUBAN BORN PLAYER, ACTIVE

| | |
|--------------------|-----|
| 1. Kendrys Morales | 162 |
| 2. Yoenis Cespedes | 137 |
| 3. Jose Abreu | 91 |
| 4. Yunel Escobar | 83 |
| 5. Yasmani Grandal | 67 |

MOST HOME RUNS BY A CUBAN BORN PLAYER, ALL-TIME

| | |
|--------------------|-----|
| 1. Rafael Palmeiro | 569 |
| 2. Jose Canseco | 462 |
| 3. Tony Perez | 379 |
| 4. Tony Oliva | 220 |
| 5. Minnie Minoso | 186 |
| 6. Kendrys Morales | 162 |

MOST HOME RUNS BY A SWITCH HITTER, ACTIVE

| | |
|--------------------|-----|
| 1. Carlos Beltran | 421 |
| 2. Jimmy Rollins | 231 |
| 3. Victor Martinez | 227 |
| 4. Kendrys Morales | 162 |
| 5. Carlos Santana | 151 |

BLUE JAYS WITH 2 EXTRA-BASE HITS IN A SINGLE INNING — ALL-TIME

| Player | Opponent | Hits | Inning |
|-------------------|-------------------------|-------|--------|
| Edwin Encarnacion | 05/07/2014 vs. Phillies | 3B/HR | 7 |
| Edwin Encarnacion | 07/26/2013 vs. Astros | HR/HR | 7 |
| Kelly Johnson | 06/30/2012 vs. Angels | 2B/3B | 2 |
| Eric Thames | 07/14/2011 vs. Yankees | 2B/2B | 1 |
| Vernon Wells | 08/31/2010 vs. Rays | 2B/2B | 6 |
| Travis Snider | 08/02/2010 vs. Yankees | 2B/2B | 5 |
| Adam Lind | 08/31/2009 vs. Rangers | HR/2B | 9 |
| Gregg Zaun | 07/25/2007 vs. Twins | 2B/HR | 6 |
| Frank Thomas | 06/20/2007 vs. Dodgers | 2B/HR | 2 |
| Carlos Delgado | 07/27/2003 vs. Orioles | HR/2B | 4 |
| Joe Carter | 10/03/1993 vs. Orioles | HR/HR | 2 |
| Dave McKay | 06/26/1978 vs. Orioles | 2B/2B | 2 |
| Otto Velez | 06/26/1978 vs. Orioles | 2B/2B | 2 |





OBERHOLTZER

BRETT

32
PITCHER

BIRTHDATE July 1, 1989
 OPENING DAY AGE 27
 BIRTHPLACE St. Georges, DE
 RESIDENCE Wilmington, DE
 TWITTER NA

BATS/THROWS L/L
 HEIGHT/WEIGHT 6-1/210
 CONTRACT STATUS signed thru 2017
 M.L. SERVICE 2.127
 OPTIONS USED 3 of 3

NON-ROSTER

PERSONAL:

- Brett Raymond Oberholtzer
- A 2007 graduate of William Penn High School in New Castle, DE.
- Was named a Louisville Slugger High School All-American entering his senior year.
- Attended Seminole State College (FL).

LAST SEASON:

- Began the season with PHI, appearing in 26 games...Posted a 4.83 ERA (27ER/50.1IP) with a 1.55 WHIP and .284 opponents' average.
- Was designated for assignment on Aug. 6 before being acquired off of waivers by LAA on Aug. 9.
- Appeared in 11 games for LAA, making two starts...In those 11 contests recorded an 8.55 ERA, with opponents batting .318 off of him with a 1.037 OPS.
- In his two starts with the Angels, his first since July 9, 2015 while with HOU, allowed six earned runs on six hits and five walks over 4.0 IP.
- Last season marked the first time since 2013 he worked out of the bullpen...Struck out five batters over 3.1 IP April 7 at CIN, his most as a reliever.

Bold - career high; Red - league high

| Year | Club & League | W-L | ERA | G | GS | CG | ShO | SV | IP | H | R | ER | HR | HB | BB-IBB | SO | WP | BK | OBA |
|---------------------|----------------------|-------------|------|-----------|-----------|----------|----------|----|--------------|-----|-----|-----|-----------|----|-------------|-----------|----|----|------|
| 2008 | Braves (GCL) | 4-1 | 2.89 | 10 | 0 | 0 | 0 | 0 | 37.1 | 34 | 16 | 12 | 1 | 2 | 10-0 | 32 | 4 | 0 | .241 |
| 2009 | Danville (APP) | 6-2 | 2.01 | 12 | 12 | 1 | 0 | 0 | 67.0 | 46 | 17 | 15 | 1 | 2 | 6-0 | 56 | 6 | 1 | .191 |
| 2010 | Rome (SAL) | 0-2 | 1.96 | 4 | 4 | 0 | 0 | 0 | 23.0 | 22 | 7 | 5 | 1 | 1 | 5-0 | 19 | 2 | 0 | .262 |
| | Myrtle Beach (CAR) | 6-6 | 4.15 | 22 | 18 | 0 | 0 | 2 | 112.2 | 123 | 59 | 52 | 7 | 4 | 18-0 | 107 | 6 | 0 | .279 |
| 2011 | Mississippi (SOU) | 9-9 | 3.74 | 21 | 21 | 1 | 0 | 0 | 127.2 | 119 | 65 | 53 | 6 | 1 | 42-4 | 93 | 5 | 0 | .249 |
| | Corpus Christi (TEX) | 2-3 | 5.27 | 6 | 6 | 0 | 0 | 0 | 27.1 | 28 | 16 | 16 | 3 | 1 | 10-0 | 28 | 2 | 0 | .267 |
| 2012 | Corpus Christi (TEX) | 5-3 | 4.21 | 13 | 13 | 0 | 0 | 0 | 77.0 | 81 | 41 | 36 | 11 | 1 | 21-1 | 68 | 4 | 0 | .267 |
| | Oklahoma City (PCL) | 5-7 | 4.52 | 15 | 15 | 0 | 0 | 0 | 89.2 | 105 | 48 | 45 | 13 | 2 | 19-3 | 69 | 3 | 0 | .292 |
| 2013 | Oklahoma City (PCL) | 6-6 | 4.37 | 16 | 16 | 0 | 0 | 0 | 80.1 | 77 | 48 | 39 | 9 | 2 | 25-0 | 72 | 4 | 0 | .252 |
| | HOUSTON (AL) | 4-5 | 2.76 | 13 | 10 | 2 | 1 | 0 | 71.2 | 66 | 26 | 22 | 7 | 1 | 13-0 | 45 | 0 | 0 | .237 |
| 2014 | Oklahoma City (PCL) | 1-2 | 4.65 | 5 | 5 | 0 | 0 | 0 | 31.0 | 35 | 17 | 16 | 9 | 1 | 3-0 | 31 | 2 | 0 | .282 |
| | HOUSTON (AL) | 5-13 | 4.39 | 24 | 24 | 0 | 0 | 0 | 143.2 | 170 | 73 | 70 | 12 | 3 | 28-0 | 94 | 2 | 3 | .295 |
| 2015 | Fresno (PCL) | 7-4 | 3.86 | 12 | 12 | 0 | 0 | 0 | 70.0 | 71 | 35 | 30 | 9 | 0 | 12-0 | 52 | 3 | 0 | .257 |
| | HOUSTON (AL) | 2-2 | 4.46 | 8 | 8 | 0 | 0 | 0 | 38.1 | 44 | 21 | 19 | 4 | 1 | 17-0 | 27 | 2 | 0 | .293 |
| 2016 | PHILADELPHIA (NL) | 2-2 | 4.83 | 26 | 0 | 0 | 0 | 1 | 50.1 | 58 | 28 | 27 | 11 | 0 | 20-0 | 38 | 1 | 0 | .284 |
| | LOS ANGELES (AL) | 1-1 | 8.55 | 11 | 2 | 0 | 0 | 0 | 20.0 | 27 | 19 | 19 | 7 | 1 | 9-1 | 16 | 0 | 0 | .318 |
| Minor Totals | | 51-45 | 3.86 | 136 | 122 | 2 | 0 | 2 | 743.0 | 741 | 369 | 319 | 70 | 17 | 171-8 | 627 | 41 | 1 | .259 |
| MAJOR TOTALS | | 14-23 | 4.36 | 82 | 44 | 2 | 1 | 1 | 324.0 | 365 | 167 | 157 | 41 | 6 | 87-1 | 220 | 5 | 3 | .282 |

TRANSACTIONS

- Selected by the Atlanta Braves in the 8th round of the 2008 First Year Player Draft
- Traded to the Houston Astros along with RHP Juan Abreu, RHP Paul Clemens and OF Jordan Schafer to the Houston Astros in exchange for OF Michael Bourn and cash considerations on July 31, 2011
- On disabled list (blister on left index finger) from March 31-May 13, 2015
- On disabled list (blister on left index finger) from May 14-June 1, 2015
- Traded to the Philadelphia Phillies along with RHP Mark Appel, RHP Harold Arauz, RHP Thomas Eshelman and RHP Vince Velasquez to the Philadelphia Phillies in exchange for INF Jonathan Arauz and RHP Ken Giles on December 12, 2015
- Claimed off waivers by the Los Angeles Angels on August 9, 2016
- Signed by the Toronto Blue Jays on December 7, 2016

BIOGRAPHIES

LAST SEASON

HISTORY

RECORDS

OPPONENTS

PLAYER DEV.

MEDIA & MISC.



GAME HIGHS

| | | | |
|-------------------------|-------------------------------------|---------------------------------|------------------------------------|
| ML Debut | April 21, 2013 vs. CLE | ER Allowed | 7 - Aug. 29, 2014 vs. TEX |
| Innings Pitched: | | HR Allowed | 3 - April 19, 2016 vs. NYM |
| Starter | 9.0 - Sept. 1, 2013 vs. SEA | Low Hit CG | 4 - 2x, last Sept. 20, 2013 at CLE |
| Reliever | 4.0 - 2x, last June 8, 2016 vs. CHC | Last Win | Aug. 16, 2016 vs. SEA |
| Walks: | | Last Save | June 29, 2016 at ARI |
| Starter | 4 - June 22, 2015 at LAA | Last CG | Sept. 20, 2013 at CLE |
| Reliever | 3 - May 29, 2016 at CHC | Last Sho | Sept. 1, 2013 vs. SEA |
| Strikeouts: | | Last Start | Sept. 2, 2016 at SEA |
| Starter | 8 - May 24, 2014 at SEA | Last Relief App. | Oct. 1, 2016 vs. HOU |
| Reliever | 5 - April 7, 2016 at CIN | Longest Win Streak | 2G - 5x, last April 23-May 7, 2016 |
| Hits Allowed | 11 - 2x, last July 12, 2014 vs. BOS | Longest Losing Streak | 6G - April 3-May 6, 2014 |
| | | Scoreless Innings Streak | 16.0 - July 5-Aug. 5, 2013 |

MILESTONES

| Category | Date | Opponent | Notes |
|--------------|-----------------|--------------|-----------------|
| Start | 1 July 31, 2013 | at Baltimore | W, 7.0, 3H, 6K |
| Win | 1 July 31, 2013 | at Baltimore | W, 7.0, 3H, 6K |
| ShO | 1 Sept. 1, 2013 | Seattle | 9.0, 4H, BB, 5K |
| Save | 1 June 29, 2016 | at Arizona | 1.0, H, K |

PROFESSIONAL CAREER:

- In 38 career appearances out of the bullpen has recorded a 5.62 ERA (46ER/73.2 IP) with a 1.55 WHIP and a .295 opposition average...In 44 career starts has posted a 3.99 ERA (111ER/250.1 IP) with a 1.35 WHIP and a .278 opponents' average.
- Began the 2015 season on the 15-day DL (blister on left hand)...Pitched in two games for Fresno (AAA) as part of a rehab assignment, April 30-May 12...Activated on May 13 and started that night vs SF; lasted 3.0 innings before being placed back on the DL on May 14 with the same injury...Was activated on June 1.
- Set a HOU record by issuing three walks or fewer in each of his first 39 starts, July 31, 2013-June 17, 2015.
- Made 24 starts across four stints with the Astros in 2014 in what was his second Major League season.
- Set career highs in wins (5), innings (143.2), strikeouts (94) and starts (24) in 2014.
- Set an Astros franchise record by allowing three walks or less in each of his first 34 career starts (dating back to 2013)...RHP Hal Brown held the previous record (32 straight starts from 1963-64)...Tied a franchise record by going at least 5.0 innings in each of his first 14 career Major League starts.
- Made 13 appearances for Houston in 2013, including 10 starts, in what was his rookie season...Named the Astros Pitcher of the Year by the Houston Chapter of the Baseball Writers Association of America...Was dominant as a starter, posting a 4-5 record and a 2.24 ERA (16ER/64.1IP) in 10 starts...Allowed a .237 opponent's batting average, including a reverse split against righties (.216)...Had two complete games, becoming the first Astros rookie with two complete games in a season since Roy Oswalt in 2001 (3 CG).
- Made his **MLB debut** in relief on April 21 vs. CLE (2ER/2IP) ... Did not issue a walk through his first four appearances (16IP), which ranks as the second-longest streak in Astros history.
- Entered the 2012 season ranked by Baseball America as the Astros No. 7 prospect and as having the best slider among all prospects.





OHLMAN

MIKE

43
CATCHER

BIRTHDATE December 14, 1990
 OPENING DAY AGE 26
 BIRTHPLACE Bradenton, FL
 RESIDENCE Lakewood Ranch, FL
 TWITTER @mlohlman

BATS/THROWS R/R
 HEIGHT/WEIGHT 6-5/215
 CONTRACT STATUS signed thru 2017
 M.L. SERVICE 0.000
 OPTIONS USED 3 of 3

NON-ROSTER

PERSONAL:

- Michael Livingston Ohlman
- Attended Lakewood Ranch High School in his hometown of Bradenton, Florida.

LAST SEASON:

- Hit the go-ahead home run in the 7th inning, a three-run shot in a 3-2 Cardinals win, June 7.
- Split the season between Memphis and Springfield in the Cardinals organization.
- Posted a .318 average at home with the Redbirds compared to a .238 average on the road.
- Through July and August, a span of 21 games, hit .329 (24-73) with Memphis, collecting three home runs and 16 RBI.
- With RISP, hit .321 (26-81) overall last year.

Bold - career high; Red - league high

| Year | Club and League | AVG | G | AB | R | H | 2B | 3B | HR | RBI | SH-SF | HP | BB-IBB | SO | SB-CS | SLG | OBP | OPS |
|---------------------|-------------------|------|-----|------|-----|-----|-----|----|----|-----|-------|----|--------|-----|-------|------|------|------|
| 2009 | Orioles (GCL) | .182 | 4 | 11 | 1 | 2 | 1 | 0 | 0 | 1 | 0-0 | 0 | 1-0 | 3 | 1-0 | .273 | .250 | .523 |
| 2010 | Delmarva (SAL) | .174 | 34 | 109 | 14 | 19 | 6 | 0 | 2 | 17 | 2-3 | 2 | 16-0 | 34 | 1-0 | .284 | .285 | .569 |
| | Bluefield (APP) | .233 | 50 | 150 | 11 | 35 | 8 | 1 | 0 | 20 | 1-0 | 1 | 17-1 | 52 | 2-0 | .300 | .315 | .615 |
| 2011 | Delmarva (SAL) | .224 | 105 | 375 | 38 | 84 | 15 | 2 | 4 | 51 | 0-2 | 6 | 48-0 | 96 | 1-2 | .307 | .320 | .627 |
| 2012 | Orioles (GCL) | .276 | 8 | 29 | 5 | 8 | 3 | 0 | 1 | 3 | 0-0 | 0 | 2-0 | 10 | 1-0 | .483 | .323 | .806 |
| | Delmarva (SAL) | .304 | 51 | 171 | 27 | 52 | 16 | 2 | 2 | 28 | 0-4 | 1 | 33-0 | 27 | 0-1 | .456 | .411 | .867 |
| 2013 | Frederick (CAR) | .313 | 100 | 361 | 61 | 113 | 29 | 4 | 13 | 53 | 0-2 | 5 | 56-2 | 93 | 5-0 | .524 | .410 | .934 |
| 2014 | Bowie (EAS) | .236 | 113 | 403 | 40 | 95 | 25 | 1 | 2 | 33 | 2-4 | 2 | 43-0 | 86 | 0-0 | .318 | .310 | .628 |
| 2015 | Springfield (TEX) | .273 | 103 | 366 | 53 | 100 | 17 | 0 | 12 | 69 | 1-2 | 2 | 46-2 | 77 | 0-1 | .418 | .356 | .774 |
| 2016 | Springfield (TEX) | .301 | 24 | 83 | 9 | 25 | 3 | 0 | 1 | 16 | 0-3 | 0 | 10-0 | 19 | 0-2 | .373 | .365 | .738 |
| | Memphis (PCL) | .280 | 54 | 168 | 34 | 47 | 9 | 2 | 6 | 28 | 0-3 | 0 | 15-0 | 53 | 1-0 | .464 | .333 | .797 |
| Minor Totals | | .261 | 646 | 2226 | 293 | 580 | 132 | 12 | 43 | 319 | 6-23 | 19 | 287-5 | 550 | 12-6 | .389 | .347 | .735 |

TRANSACTIONS

- Selected by the Baltimore Orioles in the 11th round of the 2009 First Year Player Draft
- Traded to the St. Louis Cardinals in exchange for cash considerations on February 3, 2015
- Signed by the Toronto Blue Jays on November 18, 2016

PROFESSIONAL CAREER:

- Was a Texas League mid-season and post-season All-Star in 2015...Batted .314 and had a .473 slugging percent in 48 games in the first half of the season.
- Had 100 hits on the year, the 3rd highest for Springfield and his 2nd 100-hit season (113, 2013).
- Named Texas League Player-of-the-Week June 2-8, 2015, batting .467 (7-15) with two home runs and eight RBI.
- Recorded an RBI in eight consecutive games from May 26-June 6 and tied for the longest hitting streak in the Texas League in 2015, hitting safely in 18 straight contests (May 26-June 21)...Hit .413 with five HR and 22 RBI.
- Ranked 3rd among Texas League catchers throwing out 25.3% of runners attempting to steal a base (20-79).
- Saw his first Double-A action in 2014, spending the entire season at Bowie.
- Recorded 24 multi-hit games in 2014, while throwing out 27% of would-be base stealers.
- Hit a career-best .313, .410 OBP and .524 SLG in 100 games for Frederick (A) in 2013, winning the batting title and leading the Carolina League in OPS.
- Set career-high in runs (61), hits (113), doubles (29), triples (4), home runs (13), RBI (53), stolen bases (5), walks (56) and total bases (189) in 2013.
- Was named a Carolina League All-Star and won two Player-of-the-Week awards...Was named Topps Carolina League Player of the Year in 2013.
- Posted a line of .290/.476/.774 for the championship-winning Surprise Saguaros in the Arizona Fall league in 2013.
- Had 14 multi-hit games in 51 contests for Delmarva (low-A) and reached base safely in 47 of his 50 starts in 2012.
- Was one of three players in the South Atlantic League with 100 or more at-bats to have more walks than strikeouts (33 BB to 27 SO) in 2012.
- Suffered a should injury in an automobile accident during spring training...The injury caused him to begin the 2012 campaign on the DL...Appeared in eight games with the GCL Orioles from June 18-30 on a rehab assignment.

BIOGRAPHIES

LAST SEASON

HISTORY

RECORDS

OPPONENTS

PLAYER DEV.

MEDIA & MISC.





OSUNA ROBERTO

54

PITCHER

BIRTHDATE February 7, 1995
 OPENING DAY AGE 22
 BIRTHPLACE Juan Jose Rios, Mexico
 RESIDENCE Los Mochis, MEX
 TWITTER @RobertoOsuna1

BATS/THROWS R/R
 HEIGHT/WEIGHT 6-2/230
 CONTRACT STATUS signed thru 2017
 M.L. SERVICE 2.000
 OPTIONS USED 0 of 3

PERSONAL:

- Roberto Qunitero Osuna.
- Pitched for Diablos Rojos of the Mexican League at the age of 15 prior to signing with the Blue Jays.
- Uncle Antonio Osuna pitched 11 seasons in the Major Leagues for the Angels, White Sox, Yankees, Padres and Nationals.
- Was named Athlete of the Year by the Mexican Government in November, 2016
- Named the 2016 recipient of National Sports Award, handed out annually by Mexico's National Commission for Sport...Was presented the award by Mexican president Enrique Pena Nieto at a ceremony Tuesday in Mexico City

LAST SEASON:

- Did not allow an earned run in his 9.1 IP this postseason...Is one of five TOR relievers to pitch at least 6.0 innings in a single playoffs without allowing an earned run...Joined Dennis Lamp as the only Blue Jays relievers to toss a minimum of 9.0 innings in the playoffs without allowing a run.
- Is just the fourth reliever in club history to record at least 9.0 IP in a single postseason, joining Al Leiter (1993), Duane Ward (1993) and Dennis Lamp (1985).
- Did not allow a hit with RISP during the playoffs (0-for-10)...Was the only pitcher in the 2016 postseason to not allow a hit in with RISP (minimum 10 at-bats).
- Recorded his second career 5-out save in the playoffs in game two of the ALDS...Joined Duane Ward as the only Toronto pitchers to earn two 5-out saves in the postseason in club history.
- Struck out each of the four batters faced Sept. 21 at SEA...It marked the 2nd time in his career to strike out that many in an outing (last: 5-SO on June 22, 2015).
- Collected six, four-out saves in 2016.
- Recorded his 30th save on Sept. 4 at TB becoming the youngest player to reach 30-SV in a season since 1969, when saves became an official statistic...The previous youngest was Neftali Feliz, who was 22 when he saved his 30th game of 2010 (TEX)...Also became the 11th different TOR-pitcher to record a 30-SV season & first since Casey Janssen in 2013 (34)...The save marked his 50th career.
- Suffered his 3rd blown save Aug. 19 at CLE suffered jand first since June 7 at DET, snapping a streak of 14 straight converted saves...Surrendered back-to-back HR (including walk-off inside-the-park HR) after retiring the leadoff hitter...It marked the first time he allowed 2-HR in a game...Both HR came with 2 strikes (Santana's game-tying HR came on 0-2 count).
- Collected his 47th career save Aug. 17 at NYY (52nd SVO), becoming youngest pitcher in ML history to record that many saves prior to their 22nd birthday (previous record: Terry Forster-46).
- Snapped a streak of 71 RHB without issuing a walk, Aug. 1 at HOU (intentional)...Was his first walk issued to a righthanded hitters since May 15 at TEX.
- Hit two batters in a game for the first time in his career July 26 vs. SD...Entering the contest had hit only two batters in his career, a span of 112G (114.0 IP).
- Recorded his 100th career strikeout May 26 at NYY (Alex Rodriguez, who was also his first career SO victim).
- Joined Miguel Batista (2005) as the only pitchers in club history to save the team's first two games of a season.
- At then 21.056 years of age, became the youngest pitcher in MLB history to record a save on Opening Day...Recorded the final three outs in the victory at TB.

Bold – career high; Red – league high

| Year | Club & League | W-L | ERA | G | GS | CG | ShO | SV | IP | H | R | ER | HR | HB | BB-IBB | SO | WP | BK | OBA |
|---------------------|------------------|-----|------|-----|----|----|-----|----|-------|-----|----|----|----|-----|--------|-----|----|------|------|
| 2012 | Bluefield (Appy) | 1-0 | 1.50 | 7 | 4 | 0 | 0 | 0 | 24.0 | 18 | 5 | 4 | 1 | 2 | 6-0 | 24 | 1 | 1 | .209 |
| | Vancouver (NOR) | 1-0 | 3.20 | 5 | 5 | 0 | 0 | 0 | 19.2 | 14 | 9 | 7 | 1 | 1 | 9-0 | 25 | 2 | 0 | .192 |
| 2013 | Lansing (Mid) | 3-5 | 5.53 | 10 | 10 | 0 | 0 | 0 | 42.1 | 39 | 28 | 26 | 6 | 2 | 11-0 | 51 | 8 | 0 | .242 |
| 2014 | BlueJays (GCL) | 0-0 | 0.00 | 1 | 1 | 0 | 0 | 0 | 1.0 | 0 | 0 | 0 | 0 | 0-0 | 2 | 0 | 0 | .000 | |
| | Dunedin (FSL) | 0-2 | 6.55 | 7 | 7 | 0 | 0 | 0 | 22.0 | 28 | 16 | 16 | 3 | 3 | 9-0 | 30 | 0 | 0 | .318 |
| 2015 | TORONTO (AL) | 1-6 | 2.58 | 68 | 0 | 0 | 0 | 20 | 69.2 | 48 | 21 | 20 | 7 | 1 | 16-2 | 75 | 5 | 0 | .191 |
| 2016 | TORONTO (AL) | 4-3 | 2.68 | 72 | 0 | 0 | 0 | 36 | 74.0 | 55 | 23 | 22 | 9 | 3 | 14-4 | 82 | 4 | 1 | .206 |
| Minor Totals | | 5-7 | 4.38 | 30 | 27 | 0 | 0 | 0 | 109.0 | 99 | 58 | 53 | 11 | 8 | 35-0 | 132 | 11 | 1 | .241 |
| MAJOR TOTALS | | 5-9 | 2.63 | 140 | 0 | 0 | 0 | 56 | 143.2 | 103 | 44 | 42 | 16 | 4 | 30-6 | 157 | 9 | 1 | .199 |



WILD CARD GAME RECORD

| Year | Club & Opp. | W-L | ERA | G | GS | CG | ShO | SV | IP | H | R | ER | HR | HB | BB-IBB | SO | WP | BK |
|------|-------------|-----|------|---|----|----|-----|----|-----|---|---|----|----|----|--------|----|----|----|
| 2016 | TOR vs. BAL | 0-0 | 0.00 | 1 | 0 | 0 | 0 | 0 | 1.1 | 0 | 0 | 0 | 0 | 0 | 0-0 | 2 | 0 | 0 |

DIVISION SERIES RECORD

| Year | Club & Opp. | W-L | ERA | G | GS | CG | ShO | SV | IP | H | R | ER | HR | HB | BB-IBB | SO | WP | BK |
|---------------|-------------|-----|------|---|----|----|-----|----|-----|---|---|----|----|----|--------|----|----|----|
| 2015 | TOR vs. TEX | 0-0 | 0.00 | 4 | 0 | 0 | 0 | 1 | 5.2 | 0 | 0 | 0 | 0 | 0 | 0-0 | 6 | 0 | 0 |
| 2016 | TOR vs. TEX | 1-0 | 0.00 | 2 | 0 | 0 | 0 | 1 | 3.2 | 1 | 0 | 0 | 0 | 0 | 0-0 | 4 | 0 | 0 |
| TOTALS | | 1-0 | 0.00 | 6 | 0 | 0 | 0 | 2 | 9.1 | 1 | 0 | 0 | 0 | 0 | 0-0 | 10 | 0 | 0 |

LEAGUE CHAMPIONSHIP SERIES RECORD

| Year | Club & Opp. | W-L | ERA | G | GS | CG | ShO | SV | IP | H | R | ER | HR | HB | BB-IBB | SO | WP | BK |
|---------------|-------------|-----|------|---|----|----|-----|----|-----|---|---|----|----|----|--------|----|----|----|
| 2015 | TOR vs. KC | 0-1 | 6.75 | 3 | 0 | 0 | 0 | 0 | 2.2 | 3 | 2 | 2 | 1 | 0 | 1-0 | 0 | 0 | 0 |
| 2016 | TOR vs. CLE | 0-0 | 0.00 | 4 | 0 | 0 | 0 | 0 | 4.0 | 3 | 0 | 0 | 0 | 0 | 0-0 | 4 | 0 | 0 |
| TOTALS | | 0-1 | 2.70 | 7 | 0 | 0 | 0 | 0 | 6.2 | 6 | 2 | 2 | 1 | 0 | 1-0 | 4 | 0 | 0 |

TRANSACTIONS

- Signed by the Toronto Blue Jays on August 3, 2011

GAME HIGHS

| | | | |
|-------------------------|----------------------------------|---------------------------------|------------------------------|
| ML Debut: | April 8, 2015 at NY Yankees | ER Allowed | 3 - Sept. 19, 2015 vs. BOS |
| Innings Pitched: | | HR Allowed | 2 - Aug. 19, 2016 at CLE |
| Starter | None | Low Hit CG | None |
| Reliever | 2.1 - May 6, 2015 vs. NY Yankees | Last Win | Oct. 1, 2016 at BOS |
| Walks: | | Last Save | Oct. 2, 2016 at BOS |
| Starter | None | Last CG | None |
| Reliever | 2 - 2x, last Oct. 3, 2015 at TB | Last ShO | None |
| Strikeouts: | | Last Start | None |
| Starter | None | Last Relief App. | Oct. 2, 2016 at BOS |
| Reliever | 5 - June 22, 2015 at TB | Longest Win Streak | 1G - 4x, last Oct. 1, 2016 |
| Hits Allowed | 4 - June 5, 2016 at BOS | Longest Losing Streak | 6G - May 27-Oct. 3, 2015 |
| | | Scoreless Innings Streak | 17.2 - April 24-June 5, 2016 |

MILESTONES

| Category | Date | Opponent | Notes |
|-------------|-----------------|------------------|-------------|
| Win | 1 May 18, 2015 | Los Angeles (AL) | 1.2, H, 2K |
| Save | 1 June 22, 2015 | at Tampa Bay | 2.0, BB, 5K |

MOST CONSECUTIVE BATTERS RETIRED IN FIRST POSTSEASON EXPERIENCE

| | | | |
|-----------|----------------------|------------|------------------------|
| 22 | Schoolboy Rowe | DET | Oct. 4, 1934 |
| 20 | H. Dutch Leonard | BSA | Oct. 11, 1915 |
| 20 | Jose Rijo | CIN | Oct. 20, 1990 |
| 20 | Roy Halladay | PHI | Oct. 6, 2010 |
| 19 | Jim Lonborg | BOS | Oct. 5, 1967 |
| 18 | Jeff Fassero | SEA | Oct. 4, 1997 |
| 18 | Rick Porcello | DET | Oct. 4-12, 2011 |
| 17 | Dickie Kerr | CWS | Oct. 3-7, 1919 |
| 17 | Anthony Reyes | STL | Oct. 21, 2006 |
| 17 | Roberto Osuna | TOR | Oct. 9-14, 2015 |

MOST SAVES, TORONTO SINGLE SEASON

| | | |
|----------------------|-----------|-------------|
| Duane Ward | 45 | 1993 |
| Kelvim Escobar | 38 | 2002 |
| B.J. Ryan | 38 | 2006 |
| Kevin Gregg | 37 | 2010 |
| Billy Koch | 36 | 2001 |
| Roberto Osuna | 36 | 2016 |



PROFESSIONAL CAREER:

- Among 2015 AL relievers finished 6th in innings pitched (69.2) & 7th in opposition average (.192).
- His 20 saves in 2015 were 2nd most by a TOR rookie in club history (Koch-31 in 1999)...It was the most saves by an AL rookie since Addison Reed had 29 with CWS in 2012...It was the 5th most by an AL rookie since 2010.
- Earned his 20th save of the year September 28, 2015 at BAL...The only other pitcher to save 20 games in one season at age 20 or younger was Terry Forster, with 29 saves for the White Sox in 1972.
- Became the first rookie relief pitcher in MLB history to appear in 67 games in a season when younger than 21 years old (next closest – Terry Foster, 62G in 1972).
- Recorded four saves of 4+ outs becoming the youngest TOR pitcher with multiple saves of 4+ outs in a season since Victor Cruz of TOR (20 years old, 6-SV of 4+ outs) in 1978.
- Earned his first career save on June 22, 2015 at TB after pitching two scoreless innings & striking out five...The only other pitcher to post their first ML save while recording at least five SO & pitching no more than 2.0 IP was T.J. Mathews (STL) in '95.
- Was ejected in the 8th inning after hitting Adam Jones vs. BAL, June 19, 2015...Was his first career ejection.
- Began 2015 with 9.2 scoreless innings...Did not allow a home run in his first 24.2 innings to start his career...On May 31 at MIN that streak was snapped by HR to Plouffe.
- Earned his 1st career win (1.2 IP, 1H, 0R, 2K) vs. LAA on May 18, 2015 becoming the youngest Blue Jay to win a game in franchise history.
- Made his **ML debut** April 8 at NYY, retiring both batters faced, stranding the bases loaded...At 20.060 days old became the youngest pitcher in club history to appear in a ML game...Miguel Castro, who made his debut on April 6, 2015 at NYY (20.103) previously held the record.
- Earned his first career postseason save in game five of the 2015 ALDS vs. TEX, becoming the youngest pitcher in AL history to record a save in the postseason...Became the 4th pitcher in club history to record a 5-out save in the playoffs (Ward, 2x & Henke).
- Became the second Blue Jays pitcher in team history to pitch more than five innings without allowing an earned run in a single playoff series after tossing 5.2 scoreless in the ALDS (Jim Acker, 1985).
- Retired the first 17 batters he faced in the 2015 playoffs before surrendering a home run to Kendrys Morales in game three of the ALCS...That streak is the second longest streak of its kind in franchise history (Price-18 consecutive batters retired)...It was the most consecutive batters retired by a pitcher in their first postseason since Rick Porcello with DET in 2011 (18 straight)...Became just the second player in postseason history to retire that many batters in a row when playing in their rookie season in MLB.
- After appearing in game three vs. KC, became the third youngest pitcher ever to appear in an ALCS game (Bert Blyleven, 19 years old in 1970).
- His 2.16 ERA in the 2015 playoffs ranks as the second lowest ERA by a TOR rookie reliever in the postseason behind Aaron Sanchez (0.00 ERA).
- Made just eight starts after return from Tommy John surgery in 2014.

PITCHING LEADERS BY TORONTO ROOKIE RELIEVER, SINGLE SEASON

STRIKEOUTS

| | | |
|-------------------------|-----------|-------------|
| 1. Mark Eichhorn | 166 | 1986 |
| 2. Roberto Osuna | 75 | 2015 |
| Mike Timlin | 75 | 1991 |

OPP. AVG

| | | |
|-------------------------|-------------|-------------|
| 1. Ken Robinson | .179 | 1995 |
| 2. Victor Cruz | .179 | 1978 |
| 3. Roberto Osuna | .191 | 2015 |

SAVES

| | | |
|-------------------------|-----------|-------------|
| 1. Billy Koch | 31 | 1999 |
| 2. Roberto Osuna | 20 | 2015 |
| 3. Jason Frasor | 17 | 2004 |
| Daren Hall | 17 | 1994 |

WHIP

| | | |
|-------------------------|-------------|-------------|
| 1. Roberto Osuna | 0.92 | 2015 |
| 2. Mark Eichhorn | 0.96 | 1986 |
| 3. Brian Wolfe | 0.99 | 2007 |

SO/BB

| | | |
|-------------------------|-------------|-------------|
| 1. Roberto Osuna | 4.69 | 2015 |
| 2. Mark Eichhorn | 3.69 | 1986 |
| 3. Jesse Carlson | 2.62 | 2008 |

PITCHERS WITH MOST APPEARANCES IN A SINGLE SEASON BEFORE AGE 21 (SINCE 1914)

| | | |
|-------------|---------------------------|-----------|
| 2015 | Roberto Osuna, TOR | 68 |
| 1972 | Terry Forster, CWS | 62 |
| 1954 | Camilo Pascual, WAS | 48 |
| 1915 | Pete Schneider, CIN | 48 |
| 1959 | Mike McCormick, SF | 47 |





PEARCE STEVE

28
INFILDER

BIRTHDATE April 13, 1983
 OPENING DAY AGE 33
 BIRTHPLACE Lakeland, FL
 RESIDENCE Lakeland, FL
 TWITTER @WayneTwentyOcho

BATS/THROWS R/R
 HEIGHT/WEIGHT 5-11/200
 CONTRACT STATUS signed thru 2018
 M.L. SERVICE 7.116
 OPTIONS USED 3 of 3

PERSONAL:

- Steven Wayne Pearce
- Is a 2001 graduate of Lakeland High School (Fla.), where he was a three-year letterman in baseball and posted a career .383 batting average.
- Played two seasons (2004-05) of NCAA baseball at the University of South Carolina and led the Gamecocks in batting average, home runs and RBIs both years and hit 42 home runs in his two seasons with USC to become the first player in school history to reach the 40-homer plateau that quickly.
- As a senior in 2005, he hit .358 with 21 home runs and 63 RBI and was a Second-Team All-SEC selection, a Baseball America Second-Team All-American and the NCBWA District IV Player of the Year.
- Named to the watch lists for both the Golden Spikes Award (USA Baseball's top amateur baseball player) and the Dick Howser Trophy (top collegiate baseball player) prior to the 2005 season.
- Set a South Carolina school record with a 1.000 fielding percentage (416 PO, 22 A, 0 E) in 50 games at first base.
- Was selected twice in the MLB Draft, but did not sign; taken in the 45th round in the 2003 Major League Baseball Draft by Minnesota and in the 10th round in the 2004 Major League Baseball Draft by Boston

LAST SEASON:

- Spent the majority of last season with TB before being acquired by BAL at the trade deadline...Finished the year on the 60-day DL with a strained right flexor mass.
- TOR will be his fourth AL East team after spending time with BAL, TB and NYY over the last five seasons.
- Hit .309 with a .908 OPS in 60 games with TB in 2016...22 of his 63 hits with the Rays went for extra bases.
- Was traded to Baltimore on Aug. 1...Appeared in only 25 games for the Orioles before injury ended his season...In those 25 contests with the O's hit just .217 with a .729 OPS.

Bold - career high; Red - league high

| Year | Club and League | AVG | G | AB | R | H | 2B | 3B | HR | RBI | SH-SF | HP | BB-IBB | SO | SB-CS | SLG | OBP | OPS |
|---------------------|------------------------|------|------------|------|-----------|-----------|-----------|----------|-----------|-----------|-------|----|-------------|-----------|------------|------|------|-------|
| 2005 | Williamsport (NYP) | .301 | 72 | 272 | 48 | 82 | 26 | 0 | 7 | 52 | 0-3 | 2 | 35-0 | 43 | 2-4 | .474 | .381 | .855 |
| 2006 | Hickory (SAL) | .288 | 41 | 160 | 35 | 46 | 13 | 1 | 12 | 38 | 0-0 | 4 | 15-1 | 32 | 1-3 | .606 | .363 | .969 |
| | Lynchburg (CAR) | .265 | 90 | 328 | 48 | 87 | 27 | 1 | 14 | 60 | 1-4 | 10 | 34-0 | 65 | 7-5 | .482 | .348 | .830 |
| 2007 | Lynchburg (CAR) | .347 | 19 | 75 | 19 | 26 | 4 | 1 | 11 | 24 | 0-1 | 1 | 8-0 | 13 | 2-0 | .867 | .412 | 1.279 |
| | Altoona (EAS) | .334 | 81 | 290 | 57 | 97 | 27 | 2 | 14 | 72 | 0-8 | 4 | 33-0 | 45 | 7-2 | .586 | .400 | .986 |
| | Indianapolis (INT) | .320 | 34 | 122 | 18 | 39 | 9 | 1 | 6 | 17 | 0-0 | 3 | 6-0 | 12 | 5-0 | .557 | .366 | .923 |
| | PITTSBURGH (NL) | .294 | 23 | 68 | 13 | 20 | 5 | 1 | 0 | 6 | 0-0 | 0 | 5-0 | 12 | 2-1 | .397 | .342 | .739 |
| 2008 | Indianapolis (INT) | .251 | 103 | 386 | 47 | 97 | 26 | 1 | 12 | 60 | 4-6 | 5 | 32-2 | 75 | 10-4 | .417 | .312 | .729 |
| | PITTSBURGH (NL) | .248 | 37 | 109 | 6 | 27 | 7 | 0 | 4 | 15 | 0-2 | 3 | 5-0 | 22 | 2-0 | .422 | .294 | .716 |
| 2009 | Indianapolis (INT) | .286 | 77 | 273 | 37 | 78 | 18 | 1 | 13 | 54 | 1-3 | 6 | 34-1 | 46 | 3-7 | .502 | .373 | .875 |
| | PITTSBURGH (NL) | .206 | 60 | 165 | 19 | 34 | 13 | 1 | 4 | 16 | 0-0 | 0 | 21-0 | 43 | 1-0 | .370 | .296 | .666 |
| 2010 | Bradenton (FSL) | .429 | 2 | 7 | 2 | 3 | 2 | 0 | 0 | 2 | 0-0 | 0 | 1-0 | 1 | 0-0 | .714 | .500 | 1.214 |
| | Indianapolis (INT) | .326 | 35 | 129 | 25 | 42 | 14 | 2 | 3 | 15 | 0-4 | 1 | 24-3 | 27 | 7-2 | .535 | .424 | .959 |
| | PITTSBURGH (NL) | .276 | 15 | 29 | 4 | 8 | 2 | 1 | 0 | 5 | 0-2 | 0 | 7-0 | 6 | 0-0 | .414 | .395 | .809 |
| 2011 | Pirates (GCL) | .667 | 1 | 3 | 0 | 2 | 0 | 0 | 0 | 2 | 0-0 | 0 | 1-0 | 1 | 0-0 | .667 | .750 | 1.417 |
| | Bradenton (FSL) | .000 | 3 | 6 | 2 | 0 | 0 | 0 | 0 | 0 | 0-0 | 0 | 4-0 | 2 | 0-0 | .000 | .400 | .400 |
| | Indianapolis (INT) | .267 | 7 | 30 | 5 | 8 | 2 | 0 | 3 | 6 | 0-0 | 0 | 9-0 | 9 | 0-0 | .633 | .267 | .900 |
| | PITTSBURGH (NL) | .202 | 50 | 94 | 8 | 19 | 2 | 0 | 1 | 10 | 1-2 | 1 | 7-0 | 21 | 0-0 | .255 | .260 | .515 |
| 2012 | Scranton W-Barre (INT) | .318 | 53 | 192 | 37 | 61 | 15 | 0 | 11 | 30 | 0-1 | 5 | 29-4 | 33 | 3-1 | .568 | .419 | .987 |
| | BALTIMORE (AL) | .254 | 28 | 71 | 8 | 18 | 4 | 0 | 3 | 14 | 2-0 | 0 | 8-0 | 17 | 0-1 | .437 | .321 | .758 |
| | HOUSTON (AL) | .254 | 21 | 63 | 2 | 16 | 4 | 1 | 0 | 8 | 0-2 | 3 | 7-1 | 16 | 1-1 | .349 | .347 | .696 |
| | NEW YORK (NL) | .160 | 12 | 25 | 6 | 4 | 0 | 0 | 1 | 4 | 0-0 | 0 | 5-0 | 8 | 0-0 | .280 | .300 | .580 |
| 2013 | Orioles (GCL) | .400 | 2 | 5 | 0 | 2 | 0 | 0 | 0 | 1 | 0-0 | 0 | 0-0 | 0 | 0-0 | .400 | .400 | .800 |
| | Frederick (CAR) | .167 | 2 | 6 | 0 | 1 | 0 | 0 | 0 | 0 | 0-0 | 1 | 1-0 | 1 | 0-0 | .167 | .375 | .542 |
| | BALTIMORE (AL) | .261 | 44 | 119 | 14 | 31 | 7 | 0 | 4 | 13 | 0-0 | 4 | 15-2 | 25 | 1-0 | .420 | .362 | .782 |
| 2014 | BALTIMORE (AL) | .293 | 102 | 338 | 51 | 99 | 26 | 0 | 21 | 49 | 0-1 | 4 | 40-1 | 76 | 5-0 | .556 | .373 | .929 |
| 2015 | Orioles (GCL) | .286 | 2 | 7 | 2 | 2 | 1 | 0 | 0 | 0 | 0-0 | 0 | 1-0 | 1 | 0-0 | .429 | .375 | .804 |
| | Bowie (EAS) | .200 | 2 | 5 | 0 | 1 | 1 | 0 | 0 | 1 | 0-1 | 1 | 0-0 | 0 | 0-1 | .400 | .286 | .686 |
| | BALTIMORE (AL) | .218 | 92 | 294 | 42 | 64 | 13 | 1 | 15 | 40 | 0-1 | 7 | 23-1 | 69 | 1-1 | .422 | .289 | .711 |
| 2016 | Charlotte (FSL) | .429 | 2 | 7 | 2 | 3 | 1 | 0 | 0 | 0 | 0-0 | 0 | 1-0 | 0 | 0-0 | .571 | .500 | 1.071 |
| | TAMPA BAY (AL) | .309 | 60 | 204 | 26 | 63 | 11 | 1 | 10 | 29 | 0-1 | 1 | 26-2 | 40 | 0-3 | .520 | .388 | .908 |
| | BALTIMORE (AL) | .217 | 25 | 60 | 9 | 13 | 2 | 0 | 3 | 6 | 0-0 | 2 | 8-0 | 14 | 0-0 | .400 | .329 | .729 |
| Minor Totals | | .294 | 628 | 2303 | 384 | 677 | 186 | 10 | 106 | 434 | 6-31 | 43 | 259-11 | 406 | 47-29 | .521 | .371 | .893 |
| MAJOR TOTALS | | .254 | 569 | 1639 | 208 | 416 | 96 | 6 | 66 | 215 | 3-13 | 25 | 177-7 | 369 | 13-7 | .441 | .333 | .774 |



DIVISION SERIES RECORD

| Year | Club and League | AVG | G | AB | R | H | 2B | 3B | HR | RBI | SH-SF | HP | BB-IBB | SO | SB-CS |
|------|-----------------|------|---|----|---|---|----|----|----|-----|-------|----|--------|----|-------|
| 2014 | BAL vs. DET | .300 | 3 | 10 | 2 | 3 | 0 | 0 | 0 | 1 | 0-0 | 1 | 1-0 | 1 | 0-0 |

LEAGUE CHAMPIONSHIP SERIES RECORD

| Year | Club and League | AVG | G | AB | R | H | 2B | 3B | HR | RBI | SH-SF | HP | BB-IBB | SO | SB-CS |
|------|-----------------|------|---|----|---|---|----|----|----|-----|-------|----|--------|----|-------|
| 2014 | BAL vs. KC | .059 | 4 | 17 | 2 | 1 | 1 | 0 | 0 | 0 | 0-0 | 0 | 1-0 | 2 | 0-0 |

HOME RUN BREAKDOWN

| Total | ONE GAME | | | | | | | | | | | |
|-------|----------|----|---|---|---|----|----|----|----|----|-----|-----|
| | H | A | 2 | 3 | 4 | GS | LO | XN | IP | PH | RHP | LHP |
| 66 | 34 | 32 | 4 | 0 | 0 | 1 | 0 | 0 | 0 | 1 | 35 | 31 |

TRANSACTIONS

- Selected by the Pittsburgh Pirates in the 8th round of the 2005 First Year Player Draft
- On disabled list (sprained right ankle) from May 25-remainder of season, 2010
- On disabled list (partial tear in right calf) from May 29-July 22, 2011
- On disabled list (broken right index finger) from August 23-remainder of season, 2011
- Traded to the Baltimore Orioles in exchange for cash considerations on June 2, 2012
- Traded to the New York Yankees in exchange for cash considerations on August 27, 2012
- Claimed off waivers by the Baltimore Orioles on September 29, 2012
- On disabled list (left wrist tendinitis) from June 20-July 31, 2013
- On disabled list (left wrist inflammation) from August 28-September 17, 2013
- Signed by the Baltimore Orioles on April 29, 2014
- On disabled list (left oblique strain) from July 19-August 24, 2015
- Signed by the Tampa Bay Rays on January 29, 2016
- Traded to the Baltimore Orioles in exchange for C Jonah Heim on August 1, 2016
- On disabled list (strained left hamstring) from June 21-July 19, 2016
- On disabled list (strained right flexor mass - biceps) from September 18-remainder of season, 2016
- Signed by the Toronto Blue Jays on December 5, 2016

GAME HIGHS

| | | | |
|------------------|--------------------------------------|-------------------------------|------------------------------|
| ML Debut | Sept. 1, 2007 at MIL | RBI | 5 - June 14, 2012 vs. PIT |
| Runs | 3 - Sept. 18, 2015 at TB | Stolen Bases | 2 - July 3, 2014 vs. TEX |
| Hits | 4 - July 3, 2014 vs. TEX | Last ML Home Run | Aug. 30, 2016 vs. TOR |
| Doubles | 2 - 10x, last: June 10, 2016 vs. HOU | Longest Hitting Streak | 11G - Aug. 17-28, 2014 |
| Home Runs | 2 - 4x, last: May 10, 2016 at SEA | Longest Hitless Streak | 17AB - June 17-July 19, 2016 |

MILESTONES

| Category | Date | Opponent | Pitcher | Notes |
|-------------------------|------------------|--------------|------------------|------------|
| Hit | 1 Sept. 1, 2007 | Milwaukee | Bush | single |
| Home Run | 1 Sept. 9, 2008 | Houston | Wolf | 1R |
| Multi-Homer Game | | | | |
| | 1 June 30, 2014 | Texas | Saunders (2) | 2R, 2R |
| | 2 Sept. 17, 2014 | Toronto | Happ (2) | 1R, 3R |
| | 3 Sept. 18, 2015 | at Tampa Bay | Smyly, Boxberger | 2R, 1R |
| | 4 May 16, 2016 | at Seattle | Miley | 1R, 1R |
| Grand Slam | 1 May 21, 2015 | vs. Seattle | Happ | 1st inning |
| Pinch Hit HR | 1 May 27, 2014 | at Milwaukee | Garza | 3R |
| RBI | 1 Sept. 3, 2007 | at St. Louis | Casavos | 3B |
| Stolen Base | 1 Sept. 4, 2007 | at St. Louis | Pineiro | 2nd base |
| | | | C-Molina | |

PROFESSIONAL CAREER:

- In 2015 missed 34 games with a left oblique strain from July 19-Aug 24... Still hit 15 HR, including 6 in September, 2nd on the team behind Chris Davis (10).
- Made the Opening Day roster in 2014 and was with the O's through April 22 when he was DFA...Released on April 25 and signed back with the O's on April 29.
- Joined Adam Jones and Nelson Cruz with 20-double/20-HR seasons for the O's...Named co-AL Player of the Week (with Jones), June 30-July 6 (.333; 10-for-30, 2BB, 2-2B, 3HR, 8R, 9RBI)...Hit safely in a career-high 11 straight games, August 17-28, batting .333/.375/.778 (15-45) with 10 extra-base hits (5-2B and 5 HR).
- Had two DL stints in 2013, stemming from left wrist tendinitis, June 20-July 31 and August 28-September 17... Batted .455/.625/1.000 in 16 plate appearances after his second DL stint to end the season.
- Had two stints with the Orioles, June 2-July 21 and September 29-end of season in 2013 ... Went to spring training with Minnesota...Was released and signed to a minor league contract by the Yankees (March 29)...Was acquired by the Orioles (June 2)...Designated for assignment by the Orioles (July 21)...Claimed on waivers by Houston (July 28)...Designated for assignment by Houston...Claimed on waivers by New York (August 27)...Designated for assignment and claimed by Orioles (September 29) ... Posted three multi-hit games in a four-game span, June 13-16 ... Career-high five RBI and hit his first Oriole home run June 14 vs. Pittsburgh... Also played in 21 games for Houston and 12 for the Yankees.
- Made Pittsburgh's Opening Day roster for the first time in his career and made season debut in fourth game, April 4 at St. Louis and played final inning at first base.
- Made his **Major League debut** as a starter in right field in Milwaukee on Sept. 1, 2007 and singled off Dave Bush in second at bat...Picked up two hits in debut before going 1-for-10 in next three games...Tripled and tallied first ML RBI on Sept. 3 at St. Louis.





PETIT GREGORIO

58
INFIELDER

BIRTHDATE December 10, 1984
 OPENING DAY AGE 32
 BIRTHPLACE Ocumare, VZ
 RESIDENCE Caracus, VZ
 TWITTER @GregorioPetit31

BATS/THROWS R/R
 HEIGHT/WEIGHT 5-10/196
 CONTRACT STATUS signed thru 2017
 M.L. SERVICE 2.027
 OPTIONS USED 3 of 3

PERSONAL:

- Gregorio Jesus Petit
- Born on December 10, 1984 in Ocumare, Venezuela

LAST SEASON:

- On November 28 was designated for assignment by the Angels.
- Was non-tendered on December 2.
- Hit .327 with a .759 OPS in 17 games with Salt Lake (AAA).

Bold – career high; Red – league high

| Year | Club and League | AVG | G | AB | R | H | 2B | 3B | HR | RBI | SH-SF | HP | BB-IBB | SO | SB-CS | SLG | OBP | OPS | |
|------|-------------------------|------------------------|-----------|------|-----------|-----------|-----------|----------|----------|-----------|-------|----|-------------|-----------|-------|------|------|------|--|
| 2003 | Athletics (AZL) | .265 | 32 | 117 | 13 | 31 | 6 | 0 | 0 | 12 | 2-0 | 0 | 10-0 | 22 | 3-5 | .316 | .323 | .639 | |
| 2004 | Vancouver (NOR) | .256 | 68 | 254 | 34 | 65 | 9 | 2 | 4 | 35 | 4-2 | 3 | 20-0 | 67 | 3-3 | .354 | .315 | .669 | |
| 2005 | Kane County (MID) | .289 | 87 | 287 | 55 | 83 | 10 | 4 | 9 | 33 | 3-1 | 1 | 26-0 | 44 | 8-2 | .446 | .349 | .795 | |
| 2006 | Stockton (CAL) | .256 | 137 | 519 | 71 | 133 | 25 | 7 | 8 | 63 | 9-5 | 5 | 38-0 | 96 | 22-13 | .378 | .310 | .688 | |
| 2007 | Midland (TEX) | .306 | 66 | 268 | 33 | 82 | 14 | 0 | 4 | 31 | 4-1 | 1 | 25-0 | 44 | 9-3 | .403 | .366 | .769 | |
| | Sacramento (PCL) | .277 | 67 | 235 | 20 | 65 | 12 | 0 | 2 | 28 | 3-3 | 3 | 16-0 | 48 | 1-2 | .353 | .327 | .680 | |
| 2008 | Sacramento (PCL) | .269 | 79 | 308 | 39 | 83 | 14 | 3 | 1 | 35 | 7-0 | 1 | 23-0 | 60 | 3-5 | .344 | .322 | .666 | |
| | OAKLAND (AL) | .348 | 14 | 23 | 4 | 8 | 2 | 0 | 0 | 0-0 | 0 | 0 | 2-0 | 9 | 0-0 | .435 | .400 | .835 | |
| 2009 | Sacramento (PCL) | .244 | 98 | 357 | 45 | 87 | 18 | 0 | 5 | 32 | 7-7 | 1 | 26-2 | 83 | 0-2 | .336 | .292 | .628 | |
| | OAKLAND (AL) | .226 | 11 | 31 | 2 | 7 | 1 | 0 | 0 | 1 | 0-0 | 0 | 0-0 | 6 | 0-0 | .258 | .226 | .484 | |
| 2010 | Oklahoma City (PCL) | .251 | 130 | 471 | 59 | 118 | 20 | 1 | 7 | 53 | 6-2 | 6 | 40-0 | 96 | 12-3 | .342 | .316 | .658 | |
| 2011 | | INJURED - DID NOT PLAY | | | | | | | | | | | | | | | | | |
| 2012 | Columbus (INT) | .260 | 111 | 377 | 51 | 98 | 24 | 0 | 10 | 45 | 6-4 | 6 | 29-0 | 75 | 1-2 | .403 | .320 | .723 | |
| 2013 | Tucson (PCL) | .292 | 134 | 503 | 55 | 147 | 26 | 3 | 4 | 61 | 6-4 | 2 | 40-2 | 75 | 5-3 | .380 | .344 | .724 | |
| 2014 | Oklahoma City (PCL) | .297 | 85 | 317 | 46 | 94 | 19 | 1 | 10 | 43 | 3-4 | 3 | 20-2 | 52 | 1-3 | .457 | .340 | .797 | |
| | HOUSTON (AL) | .278 | 37 | 97 | 14 | 27 | 8 | 0 | 2 | 9 | 0-0 | 2 | 1-0 | 25 | 0-1 | .423 | .300 | .723 | |
| 2015 | Tampa (FSL) | .375 | 3 | 8 | 0 | 3 | 0 | 0 | 0 | 0-0 | 0 | 0 | 2-0 | 2 | 0-1 | .375 | .500 | .875 | |
| | Scranton W. Barre (INT) | .230 | 46 | 174 | 19 | 40 | 10 | 0 | 2 | 15 | 1-0 | 0 | 8-1 | 22 | 0-0 | .322 | .264 | .586 | |
| | NEW YORK (AL) | .167 | 20 | 42 | 7 | 7 | 3 | 0 | 0 | 5 | 1-1 | 0 | 3-1 | 16 | 0-0 | .238 | .217 | .455 | |
| 2016 | Salt Lake (PCL) | .327 | 17 | 55 | 7 | 18 | 3 | 0 | 0 | 3 | 1-1 | 0 | 5-1 | 13 | 2-0 | .382 | .377 | .759 | |
| | LOS ANGELES (AL) | .245 | 89 | 204 | 21 | 50 | 13 | 1 | 2 | 17 | 2-1 | 1 | 15-1 | 51 | 1-1 | .348 | .299 | .647 | |
| | Minor Totals | .270 | 1160 | 4250 | 547 | 1147 | 210 | 21 | 66 | 489 | 62-34 | 32 | 328-8 | 799 | 70-47 | .376 | .325 | .700 | |
| | MAJOR TOTALS | .249 | 171 | 397 | 48 | 99 | 27 | 1 | 4 | 32 | 3-2 | 3 | 21-2 | 107 | 1-2 | .353 | .291 | .643 | |

HOME RUN BREAKDOWN

| Total | ONE GAME | | | | | | | | | | | |
|-------|----------|---|---|---|---|----|----|----|----|----|-----|-----|
| | H | A | 2 | 3 | 4 | GS | LO | XN | IP | PH | RHP | LHP |
| 4 | 1 | 3 | 0 | 0 | 0 | 1 | 0 | 0 | 0 | 0 | 1 | 3 |

TRANSACTIONS

- Signed by the Oakland Athletics on July 17, 2001
- Traded to the Texas Rangers in exchange for RHP Edwar Ramirez on March 24, 2010
- Signed by the San Diego Padres on December 3, 2010
- Signed by the Cleveland Indians on January 19, 2012
- Signed by the San Diego Padres on December 12, 2012
- Signed by the Houston Astros on January 14, 2014
- Traded to the New York Yankees in exchange for cash considerations on April 1, 2015
- On disabled list (right hand contusion) from May 6-June 12, 2015
- Signed by the Los Angeles Angels on December 22, 2015
- Signed by the Toronto Blue Jays on January 23, 2017



GAME HIGHS

| | | | |
|------------------|-----------------------------------|-------------------------------|----------------------------|
| ML Debut | May 18, 2008 at ATL | Stolen Bases | 1 - Sept. 10, 2016 vs. TEX |
| Runs | 2 - 6x, last July 2, 2016 at BOS | Last ML Home Run | June 20, 2016 at HOU |
| Hits | 3 - 2x, last May 21, 2016 vs. BAL | Longest Hitting Streak | 5G - July 25-Aug. 2, 2014 |
| Home Runs | 1 - 4x, last June 20, 2016 at HOU | Longest Hitless Streak | 14AB - Aug. 7-16, 2016 |
| RBI | 4 - June 20, 2016 at HOU | | |

MILESTONES

| Category | Date | Opponent | Pitcher | Notes |
|--------------------|------------------|------------|----------|------------|
| Hit | 1 May 18, 2008 | at Atlanta | Reyes | single |
| Home Run | 1 Aug. 1, 2014 | Toronto | Loup | 1R |
| Grand Slam | 1 June 20, 2016 | at Houston | Sipp | 9th inning |
| RBI | 1 May 2, 2009 | at Seattle | Aardsma | single 1R |
| Stolen Base | 1 Sept. 10, 2016 | Texas | Hamels | 2nd base |
| | | | C-Lucroy | |

PROFESSIONAL CAREER:

- Made his **Major League debut** on May 18, 2008, with the Oakland Athletics.
- Designated for assignment on February 1, 2010 and then sent outright to the minors.
- On March 24, 2010, was traded to the Rangers for RHP Edwar Ramirez.
- Traded by the Astros to the New York Yankees for cash considerations or a player to be named later on April 1, 2015.
- He was optioned to Triple-A on April 28, 2015 and then recalled the next day on April 29, 2015 after Masahiro Tanaka went on the disabled list.
- On May 6, 2015, was placed on the 15-day disabled list due to a bruised right hand...After coming off the DL, was sent down to AAA Scranton/Wilkes-Barre on June 11.
- On July 25, was designated for assignment and was sent outright to AAA Scranton/Wilkes-Barre on July 27.
- In October 2015, was made a free agent by the Yankees...Then signed by the Los Angeles Angels of Anaheim in December.





PILLAR KEVIN

11

OUTFIELDER

BIRTHDATE January 4, 1989
 OPENING DAY AGE 28
 BIRTHPLACE West Hills, CA
 RESIDENCE Woodland Hills, CA
 TWITTER @KPILLAR4

BATS/THROWS R/R
 HEIGHT/WEIGHT 6-0/205
 CONTRACT STATUS signed thru 2017
 M.L. SERVICE 2.113
 OPTIONS USED 1 of 3

PERSONAL:

- Kevin Andrew Pillar
- Was an All-American CF at California State University, in Carson, California... Majored in mathematics and played CF for the Toros baseball team... Set the NCAA Division II record with a 54-game hitting streak in 2010, and established his school's all-time record with a career batting average of .367.
- Participated in the Blue Jays 2016 Winter Tour.

LAST SEASON:

- Ranked 1st among ML CF with 21 DRS (Defensive Runs Saved) and a UZR (Ultimate Zone Rating) of 21.4.
- Had three hits & stole two bases for the 2nd time in 2016 (5th career multi-SG game) Sept. 19 at SEA.
- Recorded back to back three hit games from Sept. 19-20, the third time in his career to accomplish that feat (2nd time this year)
- Placed on the DL for the first time in his career on Aug. 8 (retro to Aug. 7) with a left thumb strain...Would later undergo offseason surgery to repair a torn thumb ligament.
- Hit his second career postseason home run in game 2 of the ALDS vs. TEX off of Yu Darvish.
- Had just three hits in 32 at-bats in the postseason, including going only 1-for-16 in the ALCS.
- Recorded his 2nd career multi-HR game June 16 at PHI, his first since June 2, 2015 at WSH (GM 2 of DH, both off Scherzer).
- Snapped a career-high 0-for-22 hitless streak on May 22 at MIN with a double in the 2nd inning.
- Homered in the 8th inning May 6 vs. LAD, which, at the time, marked only the 2nd time in 2016 that a player had hit a go-ahead homer immediately following an intentional walk (Smoak) - April 29, Oakland's Yonder Alonso delivered a three-run walkoff HR vs. HOU.
- Hit his first HR of the season April 30 at TB off Romero -1R after going 90AB without a HR.

Bold – career high; Red – league high

| Year | Club and League | AVG | G | AB | R | H | 2B | 3B | HR | RBI | SH-SF | HP | BB-IBB | SO | SB-CS | SLG | OBP | OPS |
|---------------------|----------------------|------|------------|------|-----------|------------|-----------|----------|-----------|-----------|-------|----------|--------------|-----------|--------------|-------|------|-------|
| 2011 | Bluefield (Appy) | .347 | 60 | 236 | 44 | 82 | 17 | 3 | 7 | 37 | 4-3 | 3 | 10-0 | 36 | 8-4 | .534 | .377 | .911 |
| 2012 | Lansing (Mid) | .322 | 86 | 335 | 49 | 108 | 20 | 4 | 5 | 57 | 1-1 | 3 | 35-1 | 53 | 35-6 | .451 | .390 | .841 |
| | Dunedin (FSL) | .323 | 42 | 164 | 16 | 53 | 8 | 2 | 1 | 34 | 1-6 | 2 | 5-0 | 17 | 16-3 | .415 | .339 | .754 |
| 2013 | New Hampshire (East) | .313 | 71 | 304 | 44 | 95 | 20 | 2 | 5 | 30 | 0-0 | 4 | 19-0 | 31 | 15-8 | .441 | .361 | .802 |
| | Buffalo (Int) | .299 | 52 | 201 | 30 | 60 | 19 | 4 | 4 | 27 | 1-2 | 2 | 12-0 | 39 | 8-5 | .493 | .341 | .834 |
| | TORONTO (AL) | .206 | 36 | 102 | 11 | 21 | 4 | 0 | 3 | 13 | 2-0 | 2 | 4-0 | 29 | 0-1 | .333 | .250 | .583 |
| 2014 | Buffalo (Int) | .323 | 100 | 405 | 57 | 131 | 39 | 3 | 10 | 59 | 0-4 | 4 | 21-3 | 48 | 27-6 | .509 | .359 | .868 |
| | TORONTO (AL) | .267 | 53 | 116 | 19 | 31 | 9 | 0 | 2 | 7 | 0-1 | 1 | 4-0 | 28 | 1-2 | .397 | .295 | .692 |
| 2015 | TORONTO (AL) | .278 | 159 | 586 | 76 | 163 | 31 | 2 | 12 | 56 | 4-5 | 5 | 28 -1 | 85 | 25 -4 | .399 | .314 | .713 |
| 2016 | Dunedin (FSL) | .857 | 2 | 7 | 3 | 6 | 1 | 0 | 0 | 2 | 0-0 | 2 | 0-0 | 0 | 0-0 | 1.000 | .889 | 1.889 |
| | TORONTO (AL) | .266 | 146 | 548 | 59 | 146 | 35 | 2 | 7 | 53 | 3-3 | 6 | 24-0 | 90 | 14-6 | .376 | .303 | .679 |
| Minor Totals | | .324 | 413 | 1652 | 243 | 535 | 124 | 18 | 32 | 246 | 7-16 | 20 | 102-4 | 224 | 109-32 | .479 | .367 | .846 |
| MAJOR TOTALS | | .267 | 394 | 1352 | 165 | 361 | 79 | 4 | 24 | 129 | 9-9 | 14 | 60-1 | 232 | 40-13 | .385 | .303 | .688 |

WILD CARD GAME RECORD

| Year | Club and Opp. | AVG | G | AB | R | H | 2B | 3B | HR | RBI | SH-SF | HP | BB-IBB | SO | SB-CS |
|------|---------------|------|---|----|---|---|----|----|----|-----|-------|----|--------|----|-------|
| 2016 | TOR vs. BAL | .250 | 1 | 4 | 0 | 1 | 1 | 0 | 0 | 0 | 0-0 | 0 | 0-0 | 1 | 0-0 |

DIVISION SERIES RECORD

| Year | Club and Opp. | AVG | G | AB | R | H | 2B | 3B | HR | RBI | SH-SF | HP | BB-IBB | SO | SB-CS |
|---------------|---------------|------|---|----|---|---|----|----|----|-----|-------|----|--------|----|-------|
| 2015 | TOR vs. TEX | .333 | 5 | 21 | 3 | 7 | 2 | 0 | 1 | 4 | 0-0 | 0 | 0-0 | 5 | 0-1 |
| 2016 | TOR vs. TEX | .083 | 3 | 12 | 1 | 1 | 0 | 0 | 1 | 1 | 0-0 | 0 | 1-0 | 1 | 0-0 |
| TOTALS | | .242 | 8 | 33 | 4 | 8 | 2 | 0 | 2 | 5 | 0-0 | 0 | 1-0 | 6 | 0-1 |

LEAGUE CHAMPIONSHIP SERIES RECORD

| Year | Club and Opp. | AVG | G | AB | R | H | 2B | 3B | HR | RBI | SH-SF | HP | BB-IBB | SO | SB-CS |
|---------------|---------------|------|----|----|---|---|----|----|----|-----|-------|----|--------|----|-------|
| 2015 | TOR vs. KC | .238 | 6 | 21 | 3 | 5 | 3 | 0 | 0 | 2 | 0-0 | 0 | 3-0 | 3 | 2-0 |
| 2016 | TOR vs. CLE | .063 | 5 | 16 | 0 | 1 | 0 | 0 | 0 | 1 | 0-1 | 0 | 1-0 | 4 | 1-0 |
| TOTALS | | .162 | 11 | 37 | 3 | 6 | 3 | 0 | 0 | 3 | 0-1 | 0 | 4-0 | 7 | 3-0 |

HOME RUN BREAKDOWN

| Total | ONE GAME | | | | | | | | | | | | |
|-------|----------|----|---|---|---|----|----|----|----|----|-----|-----|--|
| | H | A | 2 | 3 | 4 | GS | LO | XN | IP | PH | RHP | LHP | |
| 24 | 12 | 12 | 2 | 0 | 0 | 0 | 0 | 0 | 0 | 0 | 18 | 6 | |

BIOGRAPHIES

LAST SEASON

HISTORY

RECORDS

OPPONENTS

PLAYER DEV.

MEDIA & MISC.



TRANSACTIONS

- Selected by the Toronto Blue Jays in the 32nd round of the 2011 First Year Player Draft
- On disabled list (sprained left thumb) from August 7-23, 2016

GAME HIGHS

| | | | |
|------------------|------------------------------------|-------------------------------|----------------------------------|
| ML Debut | Aug. 14, 2013 vs. BOS | Stolen Bases | 2 - 4x, last May 15, 2016 at TEX |
| Runs | 2 - 25x, last July 8, 2016 vs. DET | Last ML Home Run | June 16, 2016 at PHI |
| Hits | 4 - July 2, 2015 vs. BOS | Longest Hitting Streak | 11G - June 16-27, 2015 |
| Home Runs | 2 - 2x, last June 16, 2016 at PHI | Longest Hitless Streak | 23AB - May 15-21, 2016 |
| RBI | 4 - 2x, last July 30, 2016 vs. BAL | | |

MILESTONES

| Category | Date | Opponent | Pitcher | Notes |
|-----------------------|----------------------|------------------|-------------------|-----------|
| Hit | 1 Aug. 20, 2013 (G2) | at New York (AL) | Hughes | single |
| Home Run | 1 Aug. 24, 2013 | at Houston | Peacock | 3R |
| Multi-HR Games | 1 June 2, 2015 (G2) | at Washington | Scherzer (2) | 1R, 3R |
| | 2 June 16, 2016 | at Philadelphia | Bailey, Hernandez | 1R, 2R |
| RBI | 1 Aug. 20, 2013 (G1) | at New York (AL) | Nova | groundout |
| Stolen Base | 1 Sept. 25, 2014 | Seattle | Beimel | 2nd base |
| | | | C-Zunino | |

PROFESSIONAL CAREER:

- Earned Wilson Defensive Player of the Year for his efforts in CF in 2015, the only AL player among the nine winners in 2015.
- Was named AL Player of the Week September 28, 2015 as he hit .524 (11-21) with 5-2B, 2-HR, 6-RBI & 5-SB over six games from September 21-27.
- Hit his career-high 12th home run of the season September 25, 2015 vs. TB.
- Had 1-RBI & 1-SB in four straight games (September 22-26, 2015), the first Jay to accomplish that feat since Rickey Henderson in 1993
- Stole 12 consecutive bases without being caught from July 21-September 26, 2015...Led the team with 25 stolen bases, a career-high.
- Finished the 2015 season with 46 multi-hit contests, second most on the team behind Donaldson (57).
- Appeared in 159 games in 2015, most on the team...Ranked 2nd on the team in hits (163), T-2nd in doubles (31) and was one of seven Blue Jays with 10+ HR.
- Hit his 8th HR of the season, August 26, 2015 at TEX... Was his first HR since July 4, a span of 154 at-bats between home runs, the longest stretch of his career.
- In 2015, finished 2nd among AL outfielders with 21 defensive runs saved (Kiermaier-42).
- Was named Honda Player of the Month for June, 2015 by the Toronto Chapter of the BBWAA...Finished the month with a .365 average (35-96), 4th in the AL...His 35 hits that month was T-4th among AL players & T-10th in RBI (18)...Had never recorded an average above .295 for any individual month in his career (September 2014).
- June 2, 2015 at WSH (GM2) had his 1st career multi-HR game (both off of Scherzer)...His 4-RBI marked a career-high.
- Recorded a hit in the first four games of the 2015 playoffs to extend his hitting streak to 14-games, before having that streak snapped in game five of the ALDS vs. TEX...That 14-game hitting streak set a new career-high (previous: 11-games, June 16-27, 2015)...Had also reached base in 22 consecutive contests dating back to the regular season.
- Collected three hits in game four of the 2015 ALDS, becoming the first Toronto player to record three hits in a game since Paul Molitor and Roberto Alomar in game six of the 1993 World Series.
- His seven hits in the 2015 ALDS ranked T-2nd among all ML hitters in the first round of the playoffs...Recorded 12 hits in the postseason, T-10th most in club history.
- Six of his 12 hits in the 2015 postseason went for extra bases (5-2B, 1-HR)...Ranked T-6th in XBH in the playoffs this year.
- Hit his first career postseason home run in game four of the 2015 ALDS at TEX.
- Eight of his 15 career hits in the playoffs have gone for extra bases (6-2B, 2-HR).
- Collected his first walk-off RBI single in the 9th inning, driving in Kratz from 2nd June 9, 2014 vs. MIN.
- Made his **ML debut** on August 14, 2013 vs. BOS in a 4-3 extra innings win.
- Began his professional career going 0-for-17 which was the 3rd longest drought to begin a Toronto career in club history.
- Collected his 1st home run in the majors August 24, 2013 at HOU (3R off of Peacock).

MOST DEFENSIVE RUNS SAVED BY A CENTRE FIELDER (2016), MLB

| | |
|------------------------|-----------|
| 1. Kevin Pillar | 21 |
| 2. Billy Hamilton | 15 |
| 3. Ender Inciarte | 13 |
| 4. Jackey Bradley Jr. | 11 |
| 5. Odubel Herrera | 6 |

MOST DEFENSIVE RUNS SAVED BY A CENTRE FIELDER (2105-2016), MLB

| | |
|------------------------|-----------|
| 1. Kevin Kiermaier | 67 |
| 2. Kevin Pillar | 35 |
| 3. Billy Hamilton | 23 |
| 4. Odubel Herrera | 16 |
| 5. Leony's Martin | 13 |

HIGHEST ZONE RATING BY A CENTRE FIELDER (2016), MLB

| | |
|------------------------|-------------|
| 1. Kevin Pillar | 21.4 |
| 2. Billy Hamilton | 13.3 |
| 3. Ender Inciarte | 11.6 |
| 4. Jackey Bradley Jr. | 4.5 |
| 5. Odubel Herrera | 3.9 |





POMPEY DALTON

23
OUTFIELDER

BIRTHDATE December 11, 1992
 OPENING DAY AGE 24
 BIRTHPLACE Mississauga, ON
 RESIDENCE Woodbridge, ON
 TWITTER @DaltonPompey

BATS/THROWS S/R
 HEIGHT/WEIGHT 6-2/195
 CONTRACT STATUS signed thru 2017
 M.L. SERVICE 0.119
 OPTIONS USED 2 of 3

PERSONAL:

- Dalton Kenrick Pompey
- Attended John Fraser Secondary School in Mississauga, Ontario.
- Had his jersey retired by the Oakville Royals in 2014... Played for the Ontario Premier Baseball League team from 2007-10.
- Participated in the 2016 Blue Jays Winter Tour.

LAST SEASON:

- Spent the majority of the season with Buffalo (AAA) before being called up by the Blue Jays when rosters expanded in September...In 93 games with the Bisons hit .270 with a .349 OBP.
- Had a 10-game hitting streak May 8-20, batting .368 over those contests (14-3B).
- Was on the 7-day disabled list from June 19 - July 8 due to a concussion suffered after crashing into a wall fielding a fly ball.
- Was called up from Buffalo Sept. 2...Appeared in eight games for the Blue Jays, with just two at-bats (0-for-2)...However, did record two stolen bases.
- Was left off of the ALDS roster before being named to the ALCS squad...Did not appear in a game for the Blue Jays in the postseason.

Bold - career high; Red - league high

| Year | Club and League | AVG | G | AB | R | H | 2B | 3B | HR | RBI | SH-SF | HP | BB-IBB | SO | SB-CS | SLG | OBP | OPS |
|---------------------|----------------------|------|-----|------|-----|-----|----|----|----|-----|-------|----|--------|-----|--------|------|------|------|
| 2010 | Blue Jays (GCL) | .191 | 11 | 47 | 4 | 9 | 0 | 0 | 2 | 5 | 0-0 | 1 | 3-0 | 10 | 4-1 | .319 | .255 | .574 |
| 2011 | Blue Jays (GCL) | .259 | 42 | 158 | 34 | 41 | 7 | 2 | 4 | 12 | 1-0 | 1 | 24-0 | 35 | 19-0 | .405 | .361 | .766 |
| | Bluefield (Appy) | .191 | 18 | 68 | 15 | 13 | 3 | 0 | 1 | 5 | 1-0 | 3 | 14-0 | 23 | 4-1 | .279 | .353 | .632 |
| 2012 | Vancouver (NOR) | .294 | 11 | 34 | 11 | 10 | 3 | 1 | 0 | 4 | 1-0 | 0 | 9-0 | 7 | 3-0 | .441 | .442 | .883 |
| | Bluefield (Appy) | .357 | 4 | 14 | 2 | 5 | 1 | 1 | 0 | 1 | 0-0 | 0 | 0-0 | 2 | 1-0 | .571 | .357 | .928 |
| | Lansing (Mid) | .227 | 5 | 22 | 1 | 5 | 0 | 1 | 0 | 3 | 1-0 | 0 | 1-0 | 5 | 1-1 | .318 | .261 | .579 |
| 2013 | Lansing (Mid) | .261 | 115 | 437 | 68 | 114 | 22 | 9 | 6 | 40 | 3-3 | 5 | 63-1 | 106 | 38-10 | .394 | .358 | .752 |
| 2014 | Dunedin (FSL) | .319 | 70 | 276 | 49 | 88 | 12 | 6 | 6 | 34 | 2-2 | 2 | 35-0 | 56 | 29-2 | .471 | .397 | .868 |
| | New Hampshire (East) | .295 | 31 | 112 | 20 | 33 | 5 | 3 | 3 | 12 | 0-0 | 1 | 14-0 | 18 | 8-5 | .473 | .378 | .851 |
| | Buffalo (Int) | .358 | 12 | 53 | 15 | 19 | 5 | 0 | 0 | 5 | 0-0 | 0 | 3-0 | 10 | 6-0 | .453 | .393 | .846 |
| | TORONTO (AL) | .231 | 17 | 39 | 5 | 9 | 1 | 2 | 1 | 4 | 0-0 | 0 | 4-0 | 12 | 1-0 | .436 | .302 | .738 |
| 2015 | New Hampshire (East) | .351 | 31 | 134 | 26 | 47 | 2 | 3 | 6 | 22 | 0-1 | 2 | 11-0 | 23 | 7-3 | .545 | .405 | .950 |
| | Buffalo (Int) | .285 | 65 | 253 | 44 | 72 | 7 | 4 | 1 | 18 | 2-3 | 1 | 36-2 | 41 | 16-7 | .356 | .372 | .728 |
| | TORONTO (AL) | .223 | 34 | 94 | 17 | 21 | 8 | 0 | 2 | 6 | 0-0 | 2 | 7-0 | 23 | 5-1 | .372 | .291 | .664 |
| 2016 | Buffalo (INT) | .270 | 93 | 337 | 48 | 91 | 14 | 1 | 4 | 28 | 1-2 | 2 | 40-0 | 72 | 18-7 | .353 | .349 | .702 |
| | TORONTO (AL) | .000 | 8 | 2 | 3 | 0 | 0 | 0 | 0 | 0 | 0-0 | 0 | 0-0 | 1 | 2-1 | .000 | .000 | .000 |
| Minor Totals | | .281 | 508 | 1945 | 337 | 547 | 81 | 31 | 33 | 189 | 12-11 | 18 | 253-3 | 408 | 154-37 | .406 | .367 | .773 |
| MAJOR TOTALS | | .222 | 59 | 135 | 25 | 30 | 9 | 2 | 3 | 10 | 0-0 | 2 | 11-0 | 36 | 8-2 | .385 | .291 | .676 |

DIVISION SERIES RECORD

| Year | Club and Opp. | AVG | G | AB | R | H | 2B | 3B | HR | RBI | SH-SF | HP | BB-IBB | SO | SB-CS |
|------|---------------|-----|---|----|---|---|----|----|----|-----|-------|----|--------|----|-------|
| 2015 | TOR vs. TEX | --- | 3 | 0 | 0 | 0 | 0 | 0 | 0 | 0 | 0-0 | 0 | 0-0 | 0 | 2-0 |

LEAGUE CHAMPIONSHIP SERIES RECORD

| Year | Club and Opp. | AVG | G | AB | R | H | 2B | 3B | HR | RBI | SH-SF | HP | BB-IBB | SO | SB-CS |
|------|---------------|-------|---|----|---|---|----|----|----|-----|-------|----|--------|----|-------|
| 2015 | TOR vs. KC | 1.000 | 2 | 1 | 0 | 1 | 0 | 0 | 0 | 0 | 0-0 | 0 | 0-0 | 0 | 2-0 |

HOME RUN BREAKDOWN

| Total | ONE GAME | | | | | | | | | | | |
|-------|----------|---|---|---|---|----|----|----|----|----|-----|-----|
| | H | A | 2 | 3 | 4 | GS | LO | XN | IP | PH | RHP | LHP |
| 3 | 2 | 1 | 0 | 0 | 0 | 0 | 0 | 0 | 0 | 0 | 3 | 0 |

TRANSACTIONS

- Selected by the Toronto Blue Jays in the 16th round of the 2010 First Year Player Draft

GAME HIGHS

| | | | |
|------------------|------------------------------------|-------------------------------|---------------------------|
| ML Debut | Sept. 2, 2014 at TB | Stolen Bases | 2 - Sept. 1, 2015 vs. CLE |
| Runs | 3 - April 21, 2015 vs. BAL | Last ML Home Run | April 15, 2015 vs. TB |
| Hits | 3 - 3x, last Oct. 1, 2015 at BAL | Longest Hitting Streak | 5G - April 17-22, 2015 |
| Home Runs | 1 - 3x, last April 15, 2015 vs. TB | Longest Hitless Streak | 12AB - Sept. 19-22, 2014 |
| RBI | 2 - 3x, last April 12, 2015 at BAL | | |



MILESTONES

| Category | Date | Opponent | Pitcher | Notes |
|--------------------|------------------|------------------|--------------------|--------------|
| Hit | 1 Sept. 19, 2014 | at New York (AL) | Kuroda | single |
| Home Run | 1 Sept. 23, 2014 | Seattle | Hernandez | 1R |
| RBI | 1 Sept. 10, 2014 | Chicago (NL) | Vizcaino | PH-groundout |
| Stolen Base | 1 Sept. 25, 2014 | Seattle | Beimel C-Zunino | 3rd base |

PROFESSIONAL CAREER:

- Was the first rookie CF to be used on Opening Day for TOR since Sil Campusano in 1988 when he started on Opening Day 2015.
- Became the first player in MLB postseason history to steal two bases without having a plate appearance in game two of the ALDS vs. TEX... Accomplished the feat for the second time in game six of the ALCS.
- His four stolen bases ranked T-2nd in the 2015 playoffs (Cain-6).
- Recorded a single in his only at-bat in the postseason in game four of the ALCS in 2015.
- 14 of his 30 career hits have gone for extra bases (8-2B, 2-3B, 3-HR).
- In his final 10 games of the 2014 season, hit .250 (9-36) with a .325 OBP, .797 OPS, one double, two triples, one home run, and one stolen base... Did not commit an error in 17 TC.
- Recorded his 1st ML hit; single off H. Kuroda Sept. 19, 2014 at NYY.
- Made his **ML debut** as a PR in the 9th inning on Sept. 2, 2014 at TB becoming the 19th Canadian-born player to appear in an ML game for TOR after having his contract selected from Buffalo.
- Recorded his 1st career triple to leadoff the 2nd inning Sept. 26, 2014 vs. BAL... Collected his 2nd triple of the evening in the 5th inning becoming the 1st TOR player since Alex Rios to accomplish the feat (April 27, 2005 vs. TB)... Is the 11th different Blue Jay to hit two triples in a single contest (13x)... Of those 11 players only Pompey and Devon White have had an additional extra base hit in the same game... Became the 3rd Blue Jays' rookie to hit two triples in one game (last: Shannon Stewart, 1997).
- Hit his 1st career HR, a solo shot off F. Hernandez on Sept. 23 vs. SEA... Is the 9th different Canadian-born player to hit a HR as a Blue Jay & the 5th different Canadian to do so at Rogers Centre.
- Appeared at four different levels in 2014 after starting the season in A-ball... Collectively, posted a .317 avg. with 22-2B, 9-3B, 9-HR & 43-SB... Was named to Baseball America's Second Team Minor League All-Stars for 2014.
- Was named to the 2014 All-Star Futures Game on June 24, 2014.
- In 2013 was awarded a minor league Gold Glove Award, playing the full season without recording an error.
- Played in only 20 games in 2012 due to a broken left hand.

O' CANADA

The Blue Jays have posted an overall record of 14-24 in games which occur on Canada Day (July 1)... Are 12-15 at home (2-7 at Exhibition Stadium/10-8 at Rogers Centre) and are 2-9 on the road... Toronto did not play a game on Canada Day in 1981 and 1993.

Are 1-0 vs. LAA, 1-1 vs. PHI, 1-2 vs. CLE, 2-0 vs. TB, 1-4 vs. SEA, 2-4 vs. BOS, 1-1 vs. DET, 1-5 vs. BAL, 0-1 vs. KC, 1-1 vs. TEX, 2-1 vs. OAK, 0-2 vs. NYY, 1-0 vs. NYM, 1-0 vs. MIL, 0-1 vs. MON on Canada Day.

CANADIANS IN THE SYSTEM

25 Canadian born players have worn the Blue Jays uniform in the history of the franchise.

| NAME | POS. | HOMETOWN | YEAR(S) |
|------------------|--------|----------------------|-----------------------|
| Dave McKay | INF | Vancouver, BC | 1977-1979 |
| Paul Hodgson | OF | Fredericton, NB | 1980 |
| Rob Ducey | OF | Cambridge, ON | 1987-1992; 2000 |
| Denis Boucher | LHP | Lachine, PQ | 1991 |
| Vince Horsman | LHP | Dartmouth, NS | 1991 |
| Rob Butler | OF | Toronto, ON | 1993-1994; 1999 |
| Paul Spoljaric | LHP | Kelowna, BC | 1994; 1996-1997; 1999 |
| Paul Quantrill | RHP | Cobourg, ON | 1996-2001 |
| Rich Butler | OF | Toronto, ON | 1997 |
| Steve Sinclair | LHP | Victoria, BC | 1998-1999 |
| Simon Pond | OF | North Vancouver, BC | 2004 |
| Corey Koskie | INF | Anola, MB | 2005 |
| Matt Stairs | INF/OF | St. John, NB | 2007-2008 |
| Scott Richmond | RHP | North Vancouver, BC | 2008-2009; 2011-2012 |
| Shawn Hill | RHP | Mississauga, ON | 2010; 2012 |
| Brett Lawrie | INF | Langley, BC | 2011-2014 |
| Adam Loewen | OF | Vancouver, BC | 2011 |
| Mike Nickeas | C | Vancouver, BC | 2013 |
| Dalton Pompey | OF | Mississauga, ON | 2014- |
| George Kottaras | C | Scarborough, ON | 2014 |
| Russell Martin | C | East York, ON | 2015- |
| Michael Saunders | OF | Victoria, BC | 2015-2016 |
| Jeff Francis | LHP | Vancouver, BC | 2015 |
| Andrew Albers | LHP | North Battleford, SK | 2015 |
| Scott Diamond | LHP | Guelph, ON | 2016 |





RAMIREZ HAROLD

48
OUTFIELDER

BIRTHDATE September 6, 1994
OPENING DAY AGE 22
BIRTHPLACE Cartegena, Columbia
RESIDENCE Cartegena, Columbia
TWITTER NA

BATS/THROWS R/R
HEIGHT/WEIGHT 5-10/229
CONTRACT STATUS signed thru 2017
M.L. SERVICE 0.000
OPTIONS USED 1 of 3

PERSONAL:

- Harold Andrés Ramírez Lemus.
- Born on September 6, 1994 in Cartegena, Columbia.
- Ranks 5th on Major League Baseball's Top 30 Blue Jays prospects list.

LAST SEASON:

- In his first season with the Double-A Altoona Curve, was selected to play in the 2016 Eastern League All-Star Game... He had been batting .300/.355/.401 in 70 games at the time of his selection.
- On August 1, the Pirates traded Ramírez, along with Francisco Liriano and Reese McGuire, to the Blue Jays for Drew Hutchison.
- Optioned to the Double-A New Hampshire Fisher Cats...Played in just one game for New Hampshire before being placed on the disabled list, where he finished 2016.
- In 99 total games, hit .311 with two home runs and 50 RBI.

Bold – career high; Red – league high

| Year | Club and League | AVG | G | AB | R | H | 2B | 3B | HR | RBI | SH-SF | HP | BB-IBB | SO | SB-CS | SLG | OBP | OPS |
|---------------------|---------------------|------|-----|------|-----|-----|----|----|----|-----|-------|----|--------|-----|-------|-------|------|-------|
| 2012 | Pirates (GCL) | .259 | 39 | 135 | 18 | 35 | 5 | 1 | 1 | 12 | 1-0 | 4 | 6-0 | 20 | 9-5 | .333 | .310 | .643 |
| 2013 | Jamestown (NYP) | .285 | 71 | 274 | 42 | 78 | 11 | 4 | 5 | 40 | 2-3 | 8 | 23-0 | 52 | 23-11 | .409 | .354 | .763 |
| 2014 | West Virginia (SAL) | .309 | 49 | 204 | 30 | 63 | 14 | 1 | 1 | 24 | 1-2 | 8 | 11-0 | 35 | 12-3 | .402 | .364 | .766 |
| 2015 | Bradenton (FSL) | .337 | 80 | 306 | 45 | 103 | 13 | 6 | 4 | 47 | 1-3 | 9 | 25-0 | 48 | 22-15 | .458 | .399 | .857 |
| 2016 | Altoona (EAS) | .306 | 98 | 379 | 58 | 116 | 16 | 7 | 2 | 49 | 2-3 | 9 | 21-0 | 66 | 7-10 | .401 | .354 | .755 |
| | New Hampshire (EAS) | .750 | 1 | 4 | 2 | 3 | 1 | 0 | 0 | 1 | 0-0 | 0 | 1-0 | 0 | 0-0 | 1.000 | .800 | 1.800 |
| Minor Totals | | .306 | 338 | 1302 | 195 | 398 | 60 | 19 | 13 | 173 | 7-11 | 38 | 87-0 | 221 | 73-44 | .411 | .364 | .775 |

TRANSACTIONS

- Signed by the Pittsburgh Pirates on July 2, 2011
- Traded to the Toronto Blue Jays along with C Reese McGuire and LHP Francisco Liriano in exchange for RHP Drew Hutchison on August 1, 2016

PROFESSIONAL CAREER:

- Signed with the Pittsburgh Pirates as an international free agent in July 2011.
- Made his professional debut in 2012 with the Rookie-level Gulf Coast Pirates.
- In 2014, was promoted to the Class-A West Virginia Power, where he appeared in 49 games and batted .309 with one home run and 24 RBI...Set the team record for longest hitting streak at 23 straight games.
- Played the entire 2015 season with the Advanced-A Bradenton Marauders...In 80 games, he would record a .337 batting average, four home runs, 47 RBI, and 22 stolen bases.
- The Pirates added him to their 40-man roster after the 2015 season.
- In the 2015 offseason, played 15 games with the Venados de Mazatlán of the Mexican Pacific League and hit .245 with one home run and five RBI.





NON-ROSTER

SALTALAMACCHIA

JARROD

10

CATCHER

BIRTHDATE May 2, 1985
 OPENING DAY AGE 31
 BIRTHPLACE West Palm Beach, FL
 RESIDENCE Wellington, FL
 TWITTER @NA

BATS/THROWS S/R
 HEIGHT/WEIGHT 6-4/231
 CONTRACT STATUS signed thru 2017
 M.L. SERVICE 9.031
 OPTIONS USED 2 of 3

PERSONAL:

- Jarrod Scott Saltalamacchia
- At 14 characters, his last name is the longest in Major League Baseball history.
- Saltalamacchia is Italian for "jump over" (salta) "the thicket".
- Nickname is "Salty".
- Attended Royal Palm Beach High School in Royal Palm Beach, Florida, graduating in 2003.
- A standout, Saltalamacchia was a member of Team Florida USA and won gold with the team in the 2001 Junior Olympics.

LAST SEASON:

- Hit a home run in his first at-bat with the Tigers and drove in four runs on April 6 at Miami.
- Belted the 100th home run of his major league career on April 13 at Pittsburgh, hitting a go-ahead grand slam in the sixth inning off Arquimedes Caminero...It was the fourth grand slam of his career (last, Sept. 13, 2013 vs. NYY)
- Hit five home runs in the team's first 12 games of the season – became the first catcher in Tigers history to hit five home runs within the club's first 12 games of a season... Also homered in three straight games from April 16-19, marking the second time in his career he homered in three consecutive games.
- Blasted a go-ahead, two-run home run in the eighth inning on Aug. 29 vs. Chicago (AL) – according to the Elias Sports Bureau, the home run was the second of his career that turned a deficit into a lead in the eighth inning-or-later (other, May 26, 2012 vs. Tampa Bay).

Bold – career high; Red – league high

| Year | Club and League | AVG | G | AB | R | H | 2B | 3B | HR | RBI | SH-SF | HP | BB-IBB | SO | SB-CS | SLG | OBP | OPS |
|------|---------------------|------|-----|------|-----|-----|-----|----|-----|-----|-------|------|--------|-----|-------|------|------|-------|
| 2003 | Braves (GCL) | .239 | 46 | 134 | 23 | 32 | 11 | 2 | 2 | 14 | 0-0 | 3 | 28-0 | 33 | 0-0 | .396 | .382 | .778 |
| 2004 | Braves (SAL) | .272 | 91 | 323 | 42 | 88 | 19 | 2 | 10 | 51 | 1-3 | 5 | 34-2 | 83 | 1-0 | .437 | .348 | .785 |
| 2005 | Myrtle Beach (CAR) | .314 | 129 | 459 | 70 | 144 | 35 | 1 | 19 | 81 | 1-5 | 7 | 57-11 | 99 | 4-2 | .519 | .394 | .913 |
| 2006 | Mississippi (SOU) | .230 | 92 | 313 | 30 | 72 | 18 | 1 | 9 | 39 | 0-3 | 6 | 55-4 | 71 | 0-1 | .380 | .353 | .733 |
| 2007 | Mississippi (SOU) | .309 | 22 | 81 | 18 | 25 | 7 | 0 | 6 | 13 | 0-0 | 0 | 13-1 | 17 | 2-0 | .617 | .404 | 1.021 |
| | ATLANTA (NL) | .284 | 47 | 141 | 11 | 40 | 6 | 0 | 4 | 12 | 0-1 | 1 | 10-1 | 28 | 0-0 | .411 | .333 | .744 |
| | TEXAS (AL) | .251 | 46 | 167 | 28 | 42 | 7 | 1 | 7 | 21 | 0-0 | 0 | 9-0 | 47 | 0-0 | .431 | .290 | .721 |
| 2008 | Oklahoma (PCL) | .291 | 15 | 55 | 10 | 16 | 3 | 1 | 2 | 13 | 0-0 | 2 | 7-1 | 15 | 0-0 | .491 | .391 | .882 |
| | TEXAS (AL) | .253 | 61 | 198 | 27 | 50 | 13 | 0 | 3 | 26 | 0-1 | 0 | 31-1 | 74 | 0-2 | .364 | .352 | .716 |
| 2009 | Frisco (TEX) | .000 | 2 | 4 | 1 | 0 | 0 | 0 | 0 | 0 | 0-0 | 1 | 1-0 | 1 | 0-0 | .000 | .333 | .333 |
| | TEXAS (AL) | .233 | 84 | 283 | 34 | 66 | 12 | 0 | 9 | 34 | 3-1 | 1 | 22-1 | 97 | 0-2 | .371 | .290 | .661 |
| 2010 | Oklahoma City (PCL) | .244 | 63 | 238 | 37 | 58 | 11 | 2 | 11 | 33 | 0-2 | 5 | 25-2 | 60 | 1-0 | .445 | .326 | .771 |
| | TEXAS (AL) | .200 | 2 | 5 | 0 | 1 | 0 | 0 | 0 | 1 | 0-0 | 0 | 0-0 | 1 | 0-0 | .200 | .200 | .400 |
| | Pawtucket (INT) | .278 | 9 | 36 | 5 | 10 | 5 | 0 | 1 | 6 | 0-0 | 0 | 4-1 | 9 | 0-0 | .500 | .350 | .850 |
| | BOSTON (AL) | .158 | 10 | 19 | 2 | 3 | 3 | 0 | 0 | 1 | 0-0 | 0 | 6-0 | 4 | 0-0 | .316 | .360 | .676 |
| 2011 | BOSTON (AL) | .235 | 103 | 358 | 52 | 84 | 23 | 3 | 16 | 56 | 0-1 | 3 | 24-1 | 119 | 1-0 | .450 | .288 | .738 |
| 2012 | BOSTON (AL) | .222 | 121 | 405 | 55 | 90 | 17 | 1 | 25 | 59 | 0-4 | 1 | 38-0 | 139 | 0-1 | .454 | .288 | .742 |
| 2013 | BOSTON (AL) | .273 | 121 | 425 | 68 | 116 | 40 | 0 | 14 | 65 | 0-2 | 0 | 43-3 | 139 | 4-1 | .466 | .338 | .804 |
| 2014 | Jupiter (FSL) | .286 | 2 | 7 | 0 | 2 | 0 | 0 | 0 | 0 | 0-0 | 0 | 1-0 | 1 | 0-0 | .286 | .375 | .661 |
| | MIAMI (NL) | .220 | 114 | 373 | 43 | 82 | 20 | 11 | 44 | 0-5 | 2 | 55-4 | 143 | 0-1 | .362 | .320 | .682 | |
| 2015 | MIAMI (NL) | .069 | 9 | 29 | 3 | 2 | 1 | 0 | 1 | 1 | 0-0 | 0 | 4-0 | 12 | 0-0 | .207 | .182 | .389 |
| | Reno (PCL) | .188 | 9 | 32 | 2 | 6 | 0 | 0 | 2 | 7 | 0-2 | 0 | 2-0 | 13 | 0-0 | .375 | .222 | .597 |
| | Diamondbacks (AZL) | .250 | 2 | 4 | 1 | 1 | 0 | 0 | 0 | 1 | 0-1 | 0 | 1-0 | 3 | 0-0 | .250 | .333 | .583 |
| | ARIZONA (NL) | .251 | 70 | 171 | 23 | 43 | 14 | 0 | 8 | 23 | 1-1 | 2 | 19-0 | 57 | 0-0 | .474 | .332 | .806 |
| 2016 | DETROIT (AL) | .171 | 92 | 246 | 30 | 42 | 5 | 1 | 12 | 38 | 0-5 | 0 | 41-1 | 104 | 0-0 | .346 | .284 | .630 |
| | Minor Totals | .269 | 482 | 1686 | 239 | 454 | 109 | 9 | 62 | 258 | 2-16 | 29 | 228-22 | 405 | 8-3 | .455 | .363 | .818 |
| | MAJOR TOTALS | .234 | 880 | 2820 | 376 | 661 | 161 | 6 | 110 | 381 | 4-21 | 10 | 302-12 | 964 | 5-7 | .413 | .309 | .721 |

DIVISION SERIES RECORD

| Year | Club and League | AVG | G | AB | R | H | 2B | 3B | HR | RBI | SH-SF | HP | BB-IBB | SO | SB-CS |
|------|-----------------|------|---|----|---|---|----|----|----|-----|-------|----|--------|----|-------|
| 2013 | BOS vs. TB | .300 | 3 | 10 | 1 | 3 | 1 | 0 | 0 | 3 | 0-0 | 0 | 1-0 | 7 | 0-0 |

LEAGUE CHAMPIONSHIP SERIES RECORD

| Year | Club and League | AVG | G | AB | R | H | 2B | 3B | HR | RBI | SH-SF | HP | BB-IBB | SO | SB-CS |
|------|-----------------|------|---|----|---|---|----|----|----|-----|-------|----|--------|----|-------|
| 2013 | BOS vs. DET | .188 | 5 | 16 | 0 | 3 | 0 | 0 | 0 | 2 | 0-0 | 0 | 0-0 | 8 | 0-0 |

WORLD SERIES RECORD

| Year | Club and League | AVG | G | AB | R | H | 2B | 3B | HR | RBI | SH-SF | HP | BB-IBB | SO | SB-CS |
|------|-----------------|------|---|----|---|---|----|----|----|-----|-------|----|--------|----|-------|
| 2013 | BOS vs. STL | .000 | 2 | 6 | 0 | 0 | 0 | 0 | 0 | 0 | 0-0 | 0 | 2-0 | 4 | 0-0 |

HOME RUN BREAKDOWN

| Total | ONE GAME | | | | | | | | | | | |
|-------|----------|----|---|---|---|----|----|----|----|----|-----|-----|
| | H | A | 2 | 3 | 4 | GS | LO | XN | IP | PH | RHP | LHP |
| 110 | 58 | 52 | 4 | 0 | 0 | 4 | 0 | 2 | 0 | 3 | 87 | 23 |



TRANSACTIONS

- Selected by the Atlanta Braves in the supplemental 1st round (36th overall) of the 2003 First Year Player Draft
- Traded to the Texas Rangers along with LHP Beau Jones, INF Elvis Andrus, RHP Neftali Feliz and LHP Matt Harrison in exchange for LHP Ron Mahay and INF Mark Teixeira on July 31, 2007
- On disabled list (sore right arm, numbness) from August 15-September 2, 2009
- On disabled list (lower back stiffness) from April 8-27, 2010
- Traded to the Boston Red Sox in exchange for a player to be named later, INF Chris McGuiness, RHP Roman Mendez and cash considerations on July 31, 2010... The Red Sox sent C Michael Thomas to the Rangers on August 14, 2010 to complete the trade.
- On disabled list (lower left leg infection) from August 16-September 1, 2010
- Signed by the Miami Marlins on December 6, 2013
- On disabled list (concussion) from June 1-14, 2014
- Signed by the Arizona Diamondbacks on May 7, 2015
- On disabled list (strained neck) from July 12-27, 2015
- Signed by the Detroit Tigers on December 6, 2015
- Signed by the Toronto Blue Jays on February 6, 2017

GAME HIGHS

| | | | |
|------------------|-----------------------------------|-------------------------------|-------------------------------------|
| ML Debut | May 2, 2007 vs. PHI | Stolen Bases | 1 - 5x, last Sept. 17, 2013 vs. BAL |
| Runs | 5 - Aug. 22, 2007 at BAL | Last ML Home Run | Aug. 29, 2016 vs. CWS |
| Hits | 4 - 5x, last May 16, 2014 at SF | Longest Hitting Streak | 11G - Sept. 12-29, 2013 |
| Home Runs | 2 - 4x, last June 9, 2013 vs. LAA | Longest Hitless Streak | 26AB - May 6-15, 2014 |
| RBI | 7 - Aug. 22, 2007 at BAL | | |

MILESTONES

| Category | Date | Opponent | Pitcher | Notes |
|-------------------------|--------------------|------------------|-----------------|-------------------------|
| Hit | 1 May 6, 2007 | Los Angeles (NL) | Wolf | single |
| Home Run | 1 May 27, 2007 | Philadelphia | Hamels | 1R |
| | 100 April 13, 2016 | at Pittsburgh | Caminero | grand slam |
| Multi-Homer Game | | | | |
| | 1 June 26, 2007 | Washington | Bacsik (2) | 1R, 1R |
| | 2 Aug. 22, 2007 | at Baltimore | Cabrera, Shuey | 1R, 3R |
| | 3 April 26, 2012 | at Chicago (AL) | Humber (2) | 1R, 2R |
| | 4 June 9, 2013 | Los Angeles (AL) | Blanton, Coello | 1R, 3R |
| Grand Slam HR | 1 May 23, 2008 | at Cleveland | Julio | 3rd inning |
| | 2 May 5, 2009 | at Seattle | Stark | 10th inning |
| | 3 Sept. 13, 2013 | New York (AL) | Claiborne | 7th inning |
| | 4 April 13, 2016 | at Pittsburgh | Caminero | 6th inning |
| Walkoff HR | 1 May 26, 2012 | Tampa Bay | Rodney | PH-2R, 9th inning |
| | 2 July 17, 2016 | Kansas City | Soria | 2R, 9th inning |
| Pinch Hit HR | 1 May 26, 2012 | Tampa Bay | Rodney | 2R, 9th inning |
| | 2 Aug. 20, 2014 | Texas | Feliz | 1R, 9th inning |
| | 3 July 24, 2016 | Chicago (AL) | Robertson | 1R, 9th inning |
| Extra Inning HR | 1 May 5, 2009 | at Seattle | Stark | grand slam, 10th inning |
| | 2 April 26, 2014 | at New York (NL) | Farnsworth | 1R, 10th inning |
| RBI | 1 May 6, 2007 | Los Angeles (NL) | Billinsley | 1R single |
| Stolen Base | 1 Sept. 3, 2011 | Texas | Valdez | 2nd base |
| | | | C-Torrealba | |

PROFESSIONAL CAREER:

- On December 3, 2013, agreed to a three-year, \$21 million contract with the Miami Marlins...Was designated for assignment by the Marlins on April 27, 2015, and released on May 5.
- While with the Red Sox, on October 13, 2013, hit a walk-off single, driving in Jonny Gomes to beat the Detroit Tigers 6-5 in the second game of the 2013 ALCS.
- Appeared in 121 games with BOS in 2013 and hit .273/338/.466 with 14 home runs, 65 RBIs, 68 runs and 40 doubles, becoming the thirteenth different catcher ever to have 40 doubles in a season.
- On May 26, 2012, with one out in the ninth inning, hit a 2-run walk-off home run off of Fernando Rodney to beat the Tampa Bay Rays.
- On April 25, 2009, struck out in his 28th consecutive game played, setting a new MLB strikeout streak record for a position player (pitcher Bill Stoneman holds the all-time record with 37 games).
- Suffered a shoulder injury on August 15, 2009 and was placed on the disabled list.
- Placed on the disabled list after the second game of the 2010 season...On April 27 was removed from the DL and assigned to the Oklahoma City RedHawks.
- On August 22, 2007, had two home runs and seven RBIs in a 30-3 rout of the Baltimore Orioles.
- On June 26 in a start at first base, had his first multi-home run game...Both blasts came batting right-handed off Washington Nationals pitcher Mike Bacsik.
- On May 27, 2007, hit his first major league home run, a solo shot off Cole Hamels.
- On May 6, 2007, had the first hit of his major league career in the sixth inning against the Los Angeles Dodgers...In the seventh inning, with two outs and two men on base, he got his first RBI, which also drove in the winning run for the Braves.
- On May 2, 2007 made his **MLB debut** going 0-for-2 with a BB & HBP.
- On his 22nd birthday, was called up to Atlanta to replace Brayan Peña on the roster and to fill in for Brian McCann, who re-injured his finger on May 1, 2007.



SANCHEZ

AARON

41

PITCHER

BIRTHDATE July 1, 1992
 OPENING DAY AGE 25
 BIRTHPLACE Barstow, CA
 RESIDENCE Palm Harbor, FL
 TWITTER @A_Sanch21

BATS/THROWS R/R
 HEIGHT/WEIGHT 6-4/215
 CONTRACT STATUS signed thru 2017
 M.L. SERVICE 2.069
 OPTIONS USED 0 of 3

PERSONAL:

- Aaron Jacob Sanchez
- Selected by the Toronto Blue Jays with a supplemental pick in the first round (34th overall) in the 2010 First-Year Player Draft out of Barstow (Calif.) High School.
- Was named to the AFLAC All-American team in 2009 after striking out 74 batters in 45.1 innings pitched... Played shortstop and hit .542 with 34 RBIs with a .972 slugging percentage... Finished his high school career posting a 7-0 record with a 0.73 ERA while striking out 104 in 57 2/3 innings... Also hit .403 with five home runs to lead the Aztecs.
- Participated in the 2016 Blue Jays Winter Tour.

LAST SEASON:

- Posted a 3.00 ERA, the lowest mark in the AL in 2016, becoming the 5th different pitcher in franchise history to win an ERA title...The last pitcher to lead his league in ERA at Sanchez's age or younger (24 years, 93 days at the end of the 2016 regular season) was Clayton Kershaw, who was 23 years, 193 days at the end of the 2011 regular season...The last AL pitcher was Roger Clemens, who was 24 years, 62days old at the end of the 1986 regular season.
- His .882 winning percentage was the highest in all of baseball this season...It also ranks as the best winning percentage by a TOR starter in club history...Teammate J.A. Happ is 2nd with a .833 mark, Guzman 3rd at .824 (14-3 in '93) and Morris is 4th at .778 (21-6 in '93).
- His .900 win pct. in the first half was the highest by a Blue Jays starter prior to the All-Star break in club history (min. 15 GS).
- Selected by AL All-Star Manager, Ned Yost, to replace Craig Kimbrel (15-day DL) of the Red Sox on the AL All-Star Roster... Worked the 4th inning as he allowed one run on two hits... Became the 3rd pitcher in Jays history to win at least 14 of his first 16 decisions in a season...David Wells started 14-2 in the 2000 season, and Roy Halladay also won 14 of his first 16 decisions in his Cy Young-winning 2003 season.
- Finished the season 1st in the AL in ERA (3.00), opponents' OPS (.625), SLG % (.335) and 4th in opposition average (.224)... Allowed just a .219 opposition average with RISP this season, 9th lowest in the American League...Posted a groundball percentage of 54.4%, 3rd best in AL...Facing RHH that mark jumped to 61.0% - highest in all of baseball.
- Went 8-0 vs. AL East rivals, posting a 2.66 ERA (26ER/88.0 IP) in 14 game starts...He is the only pitcher with at least 14 game starts to have a 1.000 winning percentage against the AL East.
- Had a career-high 10-game winning streak from April 29-July 25, before it was snapped Aug. 6 at KC...Was the longest active streak in the Majors at the time and one of seven double-digit winning streaks by a Blue Jays starter in franchise history, joining: Roy Halladay (15, 2003), Roger Clemens (15, 1998 & 11, 1997), Dennis Lamp (11, 1985), Juan Guzman (10, 1991) and J.A. Happ (11 in 2016).
- Allowed one earned run or less in 15 of his 30 starts this season...Those 15 starts with one earned run or less were tied for the most in the AL with teammate J.A. Happ...In 21 of his starts this year limited the opposition to two earned runs or fewer.
- Had a franchise-tying streak of eight consecutive starts in which he held opponents to 2-ER or less from June 17-July 31... Was just the third pitcher in club history to accomplish the feat, joining Roger Clemens (1997) & Dave Stieb (1985).
- Opp. hit just .218 (19-for-87) against him on the first pitch of at-bats this year - the highest of 144 qualified pitchers.
- Despite allowing just three hits (2HR) over 5.2 innings, gave up six earned runs to Texas in his first career postseason start in the LDS...Walked four in the contest, marking just the 5th time in 2016 to walk at least four batters.
- The six runs allowed in G3 of the ALDS snapped a 7.1 scoreless innings streak in the postseason to begin his career.
- His .128 opposition average in the playoffs ranked as 2nd lowest behind Kenley Jensen (.125) of the Dodgers (min. 40 PA)
- Was optioned to Dunedin following his August 20 start at CLE in an effort to limit his innings...Recalled Aug. 31.
- Tossed 8.0 innings for the third time in 2016 July 4 vs. KC...No other pitcher in the Majors as young as he (24.004) had recorded at least 8.0 IP in three different starts at the time.
- In his start June 29 at COL, allowed just one run over 8.0 IP...Became the fifth AL pitcher to throw at least 8.0 innings, while giving up one run or fewer in a game at Coors Field.
- Became the 1st TOR pitcher in club history to win a decision when surrendering 4-HR, June 12 vs. BAL...That was the most HR given up by a TOR pitcher since R.A. Dickey (June 27, 2014 vs. CWS).
- Took a 1-hit shutout into the 9th on June 7 at DET...Allowed hits to the first two batters before being removed in a game the club would lose 3-2 in extra innings...Fanned a career-high 12, becoming the first Jays starter to post 10+.
- On Sept. 27 vs. BAL, fanned 10 batters and allowed just one run over six innings to earn the win for the Jays over the Orioles, 5-1...Improved to 14-2, becoming the third pitcher in Jays history to win at least 14 of his first 16 decisions in a season...David Wells started 14-2 in the 2000 season, and Roy Halladay also won 14 of his first 16 decisions in his Cy Young-winning 2003 season.
- Allowed three home runs over two starts (10.2 IP) from Sept. 6-11 after surrendering just one over his previous 50.0 IP prior to that.
- Won seven consecutive decisions from April 29-June 29, the most by any Jays starter 23 years of age or younger (turned 24 July 1)...Garvin, Hentgen, Litsch & Cecil all had five game streaks under 24 years of age.
- Had gone at least six innings and allowed exactly one earned run in each of his first three starts in 2016...Only one other Blue Jays pitcher has thrown six or more innings while allowing one earned run or fewer in each of his first three starts of a season (Jeff Musselman in 1988).
- In his first start of the season on April 5 at TB, had a then career-high eight strikeouts which matched Roy Halladay in 2002 for the most by a Blue Jay without a walk in his first start of a season in club history.



Bold – career high; Red – league high

| Year | Club & League | W-L | ERA | G | GS | CG | ShO | SV | IP | H | R | ER | HR | HB | BB-IBB | SO | WP | BK | OBA |
|------|----------------------|-------|------|----|----|----|-----|----|-------|-----|-----|-----|----|----|--------|-----|----|----|------|
| 2010 | BlueJays (GCL) | 0-2 | 1.42 | 8 | 8 | 0 | 0 | 0 | 19.0 | 19 | 10 | 3 | 1 | 4 | 12-0 | 28 | 3 | 0 | .271 |
| | Auburn (NYP) | 0-1 | 4.50 | 2 | 2 | 0 | 0 | 0 | 6.0 | 4 | 5 | 3 | 0 | 0 | 5-0 | 9 | 1 | 0 | .182 |
| 2011 | Bluefield (Appy) | 3-2 | 5.48 | 11 | 6 | 0 | 0 | 1 | 42.2 | 45 | 27 | 26 | 4 | 1 | 18-0 | 43 | 2 | 0 | .269 |
| | Vancouver (NOR) | 0-1 | 4.63 | 3 | 3 | 0 | 0 | 0 | 11.2 | 8 | 6 | 6 | 0 | 1 | 8-0 | 13 | 1 | 0 | .195 |
| 2012 | Lansing (Mid) | 8-5 | 2.49 | 25 | 18 | 0 | 0 | 0 | 90.1 | 64 | 33 | 25 | 3 | 7 | 51-0 | 97 | 6 | 2 | .204 |
| 2013 | Dunedin (FSL) | 4-5 | 3.34 | 22 | 20 | 0 | 0 | 0 | 86.1 | 63 | 40 | 32 | 4 | 5 | 40-0 | 75 | 4 | 1 | .202 |
| 2014 | New Hampshire (East) | 3-4 | 3.82 | 14 | 14 | 0 | 0 | 0 | 66.0 | 52 | 34 | 28 | 2 | 7 | 40-1 | 57 | 2 | 1 | .222 |
| | Buffalo (Int) | 0-3 | 4.19 | 8 | 6 | 0 | 0 | 0 | 34.1 | 36 | 20 | 16 | 4 | 1 | 17-1 | 27 | 2 | 1 | .281 |
| | TORONTO (AL) | 2-2 | 1.09 | 24 | 0 | 0 | 0 | 3 | 33.0 | 14 | 5 | 4 | 1 | 1 | 9-0 | 27 | 1 | 0 | .128 |
| 2015 | Blue Jays (GCL) | 0-0 | 9.00 | 1 | 1 | 0 | 0 | 0 | 2.0 | 3 | 2 | 2 | 0 | 0 | 1-0 | 1 | 0 | 0 | .375 |
| | Dunedin (FSL) | 0-0 | 3.38 | 1 | 1 | 0 | 0 | 0 | 2.2 | 3 | 1 | 1 | 0 | 0 | 2-0 | 2 | 0 | 0 | .300 |
| | Buffalo (Int) | 0-1 | 3.60 | 3 | 1 | 0 | 0 | 0 | 5.0 | 6 | 4 | 2 | 0 | 1 | 5-0 | 4 | 0 | 0 | .316 |
| | TORONTO (AL) | 7-6 | 3.22 | 41 | 11 | 0 | 0 | 0 | 92.1 | 74 | 35 | 33 | 9 | 3 | 44-2 | 61 | 8 | 0 | .224 |
| 2016 | TORONTO (AL) | 15-2 | 3.00 | 30 | 30 | 0 | 0 | 0 | 192.0 | 161 | 69 | 64 | 15 | 5 | 63-0 | 161 | 5 | 0 | .224 |
| | Minor Totals | 18-24 | 3.54 | 98 | 80 | 0 | 0 | 1 | 366.0 | 303 | 182 | 144 | 18 | 27 | 199-2 | 356 | 21 | 5 | .229 |
| | MAJOR TOTALS | 24-10 | 2.86 | 95 | 41 | 0 | 0 | 3 | 317.1 | 249 | 109 | 101 | 25 | 9 | 116-2 | 249 | 14 | 0 | .215 |

DIVISION SERIES RECORD

| Year | Club & Opp. | W-L | ERA | G | GS | CG | ShO | SV | IP | H | R | ER | HR | HB | BB-IBB | SO | WP | BK |
|------|---------------|-----|------|---|----|----|-----|----|------|---|---|----|----|----|--------|----|----|----|
| 2015 | TOR vs. TEX | 1-0 | 0.00 | 5 | 0 | 0 | 0 | 0 | 5.1 | 3 | 1 | 0 | 0 | 0 | 1-0 | 6 | 0 | 0 |
| 2016 | TOR vs. TEX | 0-0 | 9.53 | 1 | 1 | 0 | 0 | 0 | 5.2 | 3 | 6 | 6 | 2 | 0 | 4-0 | 5 | 1 | 0 |
| | TOTALS | 1-0 | 4.91 | 6 | 1 | 0 | 0 | 0 | 11.0 | 6 | 7 | 6 | 2 | 0 | 5-0 | 11 | 1 | 0 |

LEAGUE CHAMPIONSHIP SERIES RECORD

| Year | Club & Opp. | W-L | ERA | G | GS | CG | ShO | SV | IP | H | R | ER | HR | HB | BB-IBB | SO | WP | BK |
|------|---------------|-----|------|---|----|----|-----|----|-----|---|---|----|----|----|--------|----|----|----|
| 2015 | TOR vs. KC | 0-0 | 0.00 | 4 | 0 | 0 | 0 | 0 | 2.0 | 4 | 0 | 0 | 0 | 0 | 1-0 | 0 | 0 | 0 |
| 2016 | TOR vs. CLE | 1-0 | 1.50 | 1 | 1 | 0 | 0 | 0 | 6.0 | 2 | 1 | 1 | 0 | 0 | 2-0 | 5 | 0 | 0 |
| | TOTALS | 1-0 | 1.13 | 5 | 1 | 0 | 0 | 0 | 8.0 | 6 | 1 | 1 | 0 | 0 | 3-0 | 5 | 0 | 0 |

ALL-STAR GAME RECORD

| Year | Club & League | W-L | ERA | G | GS | CG | ShO | SV | IP | H | R | ER | HR | HB | BB-IBB | SO | WP | BK |
|------|---------------|-----|------|---|----|----|-----|----|-----|---|---|----|----|----|--------|----|----|----|
| 2016 | TOR at SD | 0-0 | 9.00 | 1 | 0 | 0 | 0 | 0 | 1.0 | 2 | 1 | 1 | 0 | 0 | 1-0 | 0 | 0 | 0 |

TRANSACTIONS

- Selected by the Toronto Blue Jays in the 1st round (supplemental - 34th overall) in the 2010 First Year Player Draft
- On disabled list (right lat strain) from June 15-July 24, 2015

GAME HIGHS

| | | | |
|-------------------------|-------------------------------------|---------------------------------|-------------------------------------|
| ML Debut: | July 23, 2014 vs. BOS | ER Allowed | 6 - 4x, last Sept. 11, 2016 vs. BOS |
| Innings Pitched: | 8.0 - 4x, last July 4, 2016 vs. KC | HR Allowed | 4 - June 12, 2016 vs. BAL |
| Starter | 8.0 - Aug. 10, 2014 vs. DET | Low Hit CG | None |
| Reliever | 3.0 - Aug. 10, 2014 vs. DET | Last Win | Oct. 2, 2016 at BOS |
| Walks: | | Last Save | Sept. 24, 2014 vs. SEA |
| Starter | 7 - April 22, 2015 vs. BAL | Last CG | None |
| Reliever | 2 - 3x, last Sept. 12, 2015 at NYY | Last ShO | None |
| Strikeouts: | | Last Start | Oct. 2, 2016 at BOS |
| Starter | 12 - June 7, 2016 at DET | Last Relief App. | Oct. 4, 2015 at TB |
| Reliever | 3 - 3x, last Aug. 30, 2014 vs. NYY | Longest Win Streak | 10G - April 29-July 25, 2016 |
| Hits Allowed | 10 - 2x, last June 12, 2016 vs. BAL | Longest Losing Streak | 2G - 3x, last May 13-19, 2015 |
| | | Scoreless Innings Streak | 19.0 - July 19-31, 2016 |

MILESTONES

| Category | Date | Opponent | Notes |
|----------------------------|------------------|------------------|------------------------------|
| Start | 1 April 11, 2015 | at Baltimore | L, 3.1, 7H, 3ER, 2HR, 2BB, K |
| Win | 1 July 27, 2014 | at New York (AL) | as a reliever - 2.0, 2H, ER |
| 10+ Strikeout Games | | | |
| | 1 June 7, 2016 | at Detroit | 12 strikeouts |
| | 2 Sept. 27, 2016 | Baltimore | 10 strikeouts |
| Save | 1 Aug. 30, 2014 | New York (AL) | 2.0, 3K |



PROFESSIONAL CAREER:

- Was ejected for the first time in his career after hitting A. Escobar in the 8th inning on August 2, 2015 vs. KC.
- On May 8, 2015 vs. BOS marked the first time a TOR starter tossed at least 7.0 scoreless IP while recording more walks (5) than SO (3) in a start since May 6, 2010 at CWS (Dana Eveland – 7.0 IP, 4BB, 3K)... In fact, this was just the 2nd time it has happened for TOR over the last 15 seasons (2001-2015).
- Tossed a career-high 8.0 innings on June 5 vs. HOU allowing just one earned run...Did not issue a walk for the first time in his career as a starter.
- Earned his 1st win of the season and 1st victory as a starter, April 22, 2015 vs. BAL...Issued seven free passes, the first time since Sept. 8, 1995 that a TOR starter walked 7+ and won the game (J. Ware, Sept. 8/95 - 8BB).
- Earned his first postseason victory in game five vs. TEX in the 2015 ALDS, becoming the youngest pitcher in franchise history to record a playoff win.
- Became the third reliever in club history to not allow a run in the 2015 playoffs (minimum 6.0 IP), joining Jim Acker (1985) and Dennis Lamp (1985).
- His nine appearances through the ALDS and ALCS were most among all ML pitchers through the first two rounds of the 2015 playoffs.
- Did not allow a run over his final 11.2 innings pitched of the season (regular & postseason), dating back to September 26, 2015 vs. TB.
- Was the first rookie reliever to toss at least 7.1 innings in the playoffs without allowing an earned run in their postseason debut since Boston's Brandon Workman in 2013...Is one of 10 rookie relievers to post a 0.00 ERA in their postseason debut in MLB history (minimum 6.0 IP).
- Is the only Blue Jays rookie reliever in club history to record an ERA of 0.00 in the playoffs.
- Earned three saves (three opportunities) in 2014... Became the 4th youngest Blue Jay in club history to record a save after collecting his first August 30 vs. NYY (2.0 IP, 0R, 0H, 3K).
- Made his **ML debut** July 23, 2014 vs. BOS, tossing 2.0 innings while recording two strikeouts.

AMERICAN LEAGUE PITCHING LEADERS (2016)**ERA**

| | |
|----------------------|-------------|
| Aaron Sanchez | 3.00 |
| Justin Verlander | 3.04 |
| Masahiro Tanaka | 3.07 |
| Corey Kluber | 3.14 |
| Rick Porcello | 3.15 |

WIN %

| | |
|----------------------|--------------------|
| Aaron Sanchez | .882 (15-2) |
| Rick Porcello | .846 (22-4) |
| JA Happ | .833 (20-4) |
| Danny Duffy | .800 (12-3) |
| Masahiro Tanaka | .778 (14-4) |

OPP. AVG

| | |
|----------------------|-------------|
| Marco Estrada | .203 |
| Justin Verlander | .207 |
| Corey Kluber | .216 |
| Aaron Sanchez | .224 |
| Chris Sale | .227 |

BLUE JAYS WHO HAVE LED AMERICAN LEAGUE IN ERA

| | | |
|----------------------|-------------|-------------|
| Dave Stieb | 2.48 | 1985 |
| Jimmy key | 2.76 | 1987 |
| Juan Guzman | 2.93 | 1996 |
| Roger Clemens | 2.05 | 1997 |
| Roger Clemens | 2.65 | 1998 |
| Aaron Sanchez | 3.00 | 2016 |





SCHULTZ BO

47
PITCHER

BIRTHDATE September 25, 1985
 OPENING DAY AGE 31
 BIRTHPLACE Dallas, TX
 RESIDENCE Darien, IL
 TWITTER @SchultzBo

BATS/THROWS R/R
 HEIGHT/WEIGHT 6-3/220
 CONTRACT STATUS signed thru 2017
 M.L. SERVICE 1.085
 OPTIONS USED 3 of 3

PERSONAL:

- Patrick Bowen Schultz
- Is a 2008 graduate of Northwestern University... Did not see action until his junior season... Was named Academic All-Big Ten as a senior.
- Graduated cum laude from Highland Park (Texas) High School... Played four years of baseball and three of football... School also produced the Dodger's Clayton Kershaw and Lions' quarterback Matthew Stafford.
- Worked at the Elite Baseball Training staff in Chicago during previous offseasons.

LAST SEASON:

- Had five separate stints with the Major League club.
- Was recalled from Buffalo (AAA) on Sept. 6 once Major League rosters expanded... In 26 games with the Bisons recorded a 3.74 ERA (14ER/33.2 IP)...LHB hit just .211 off of him this season.
- Made his season debut with the Blue Jays on June 26 at CWS...Despite striking out the side in that appearance, surrendered a HR to J. Shuck in the 8th inning.
- Began the Major League season on the disabled list after recovering from hip surgery...Was removed from the DL on May 21...Once he was reinstated from the DL was optioned to Buffalo (AAA).

Bold - career high; Red - league high

| Year | Club & League | W-L | ERA | G | GS | CG | ShO | SV | IP | H | R | ER | HR | HB | BB-IBB | SO | WP | BK | OBA |
|-----------------------|---------------------|-------|-------|-----|----|----|-----|----|-------------|-----|-----|-----|----|----|-------------|-----|----|----|------|
| 2008 | AZL (AZL) | 4-3 | 5.24 | 14 | 7 | 0 | 0 | 0 | 44.2 | 43 | 33 | 26 | 0 | 1 | 25-0 | 30 | 5 | 1 | .250 |
| 2009 | Vancouver (NOR) | 2-3 | 2.66 | 26 | 0 | 0 | 0 | 0 | 44.0 | 29 | 19 | 13 | 0 | 4 | 19-2 | 48 | 5 | 0 | .185 |
| 2010 | Kane County (Mid) | 6-1 | 2.87 | 41 | 0 | 0 | 0 | 0 | 75.1 | 57 | 31 | 24 | 2 | 10 | 34-3 | 65 | 3 | 2 | .208 |
| 2011 | Stockton (CAL) | 0-0 | 14.85 | 7 | 0 | 0 | 0 | 1 | 6.2 | 11 | 14 | 11 | 0 | 1 | 5-0 | 4 | 1 | 0 | .367 |
| 2012 | Visalia (CAL) | 4-2 | 4.50 | 29 | 0 | 0 | 0 | 11 | 34.0 | 41 | 21 | 17 | 3 | 0 | 10-3 | 36 | 2 | 0 | .295 |
| | Mobile (Sou) | 2-3 | 2.11 | 17 | 0 | 0 | 0 | 0 | 21.1 | 20 | 8 | 5 | 0 | 1 | 7-1 | 13 | 1 | 0 | .244 |
| 2013 | Reno (PCL) | 0-2 | 5.49 | 17 | 0 | 0 | 0 | 0 | 19.2 | 29 | 12 | 12 | 4 | 1 | 7-1 | 23 | 4 | 0 | .345 |
| | Mobile (Sou) | 5-4 | 2.86 | 20 | 16 | 0 | 0 | 1 | 85.0 | 62 | 29 | 27 | 3 | 7 | 29-0 | 52 | 10 | 0 | .205 |
| 2014 | Reno (PCL) | 10-8 | 6.18 | 28 | 23 | 1 | 0 | 0 | 135.1 | 174 | 109 | 93 | 17 | 4 | 46-2 | 82 | 4 | 1 | .311 |
| | ARIZONA (NL) | 0-1 | 7.88 | 4 | 0 | 0 | 0 | 0 | 8.0 | 13 | 7 | 7 | 1 | 0 | 1-1 | 5 | 0 | 0 | .382 |
| 2015 | Buffalo (Int) | 2-1 | 1.69 | 16 | 0 | 0 | 0 | 7 | 21.1 | 15 | 4 | 4 | 1 | 0 | 7-1 | 18 | 1 | 0 | .203 |
| | TORONTO (AL) | 0-1 | 3.56 | 31 | 0 | 0 | 0 | 1 | 43.0 | 32 | 19 | 17 | 7 | 1 | 14-0 | 31 | 2 | 0 | .205 |
| 2016 | Dunedin (FSL) | 0-0 | 10.13 | 3 | 0 | 0 | 0 | 0 | 2.2 | 4 | 4 | 3 | 0 | 0 | 3-0 | 3 | 1 | 0 | .333 |
| | New Hampshire (EAS) | 0-0 | 10.80 | 2 | 0 | 0 | 0 | 0 | 1.2 | 2 | 2 | 2 | 1 | 0 | 2-0 | 3 | 0 | 0 | .286 |
| | Buffalo (INT) | 3-2 | 3.74 | 26 | 0 | 0 | 0 | 2 | 33.2 | 30 | 15 | 14 | 2 | 1 | 7-0 | 21 | 1 | 0 | .248 |
| | TORONTO (AL) | 0-1 | 5.51 | 16 | 0 | 0 | 0 | 0 | 16.1 | 17 | 10 | 10 | 3 | 0 | 3-0 | 10 | 0 | 0 | .266 |
| Minor Totals | | 38-29 | 4.30 | 246 | 46 | 1 | 0 | 22 | 525.1 | 517 | 301 | 251 | 33 | 30 | 201-13 | 398 | 38 | 4 | .257 |
| TORONTO TOTALS | | 0-2 | 4.10 | 47 | 0 | 0 | 0 | 1 | 59.1 | 49 | 29 | 27 | 10 | 1 | 17-0 | 41 | 2 | 0 | .223 |
| MAJOR TOTALS | | 0-3 | 4.54 | 51 | 0 | 0 | 0 | 1 | 67.1 | 62 | 36 | 34 | 11 | 1 | 18-1 | 46 | 2 | 0 | .244 |

TRANSACTIONS

- Signed by the Oakland Athletics on June 22, 2008
- Signed by the Arizona Diamondbacks on March 8, 2012
- Claimed off waivers by the Toronto Blue Jays on October 7, 2014
- On disabled list (recovery from hip surgery) from April 3-May 21, 2016

BIOGRAPHIES

LAST SEASON

HISTORY

RECORDS

OPPONENTS

PLAYER DEV.

MEDIA & MISC.



GAME HIGHS

| | | | |
|-------------------------|-----------------------------------|---------------------------------|-----------------------------------|
| ML Debut: | March 23, 2014 vs. LAD | ER Allowed | 5 - Aug. 1, 2014 vs. PIT |
| Innings Pitched: | | HR Allowed | 2 - 2x, last Aug. 19, 2015 at PHI |
| Starter | None | Low Hit CG | None |
| Reliever | 4.1 - Aug. 5, 2014 vs. KC | Last Win | None |
| Walks: | | Last Save | July 23, 2015 at OAK |
| Starter | None | Last CG | None |
| Reliever | 2 - 3x, last Oct. 1, 2015 at BAL | Last ShO | None |
| Strikeouts: | | Last Start | None |
| Starter | None | Last Relief App. | Sept. 18, 2016 at LAA |
| Reliever | 4 - 2x, last July 17, 2015 vs. TB | Longest Win Streak | None |
| Hits Allowed | 6 - 2x, last Aug. 5, 2014 vs. KC | Longest Losing Streak | 1G - 3x, last Sept. 11, 2016 |
| | | Scoreless Innings Streak | 13.1 - June 12-July 2, 2015 |

MILESTONES

| Category | Date | Opponent | Notes |
|----------|-----------------|------------|--------|
| Save | 1 July 23, 2015 | at Oakland | 0.2 IP |

PROFESSIONAL CAREER:

- July 23, 2015 at OAK earned his 1st career SV in just his 2nd career save opportunity.
- Made 4 relief appearances in his first Major League season with Arizona in 2014...Made first Opening Day roster, appearing in one game of the Opening Series in Sydney, Australia (0 ER in 1.0 IP)...Made his **Major League debut** on March 23 vs. LAD in that opening series in Australia.
- Led the Reno Aces in starts (23), wins (10) and innings (135.1) during 2014 season.
- Has appeared in the postseason in 2012 & 2013 with Mobile (AA)... Made four scoreless outings (3.1 IP) with one save in four playoff games in 2012, winning the Southern League championship.
- Spent the majority of the season with Grand Prairie of the independent American Association in 2011.
- Signed with Oakland in 2008 who converted him to a sidearm reliever.





SMITH CHRIS

35 PITCHER

BIRTHDATE August 19, 1988
OPENING DAY AGE 28
BIRTHPLACE Louisville, KY
RESIDENCE Louisville, KY
TWITTER @c_smitty5

BATS/THROWS R/R
HEIGHT/WEIGHT 6-2/194
CONTRACT STATUS signed thru 2017
M.L. SERVICE 0.006
OPTIONS USED 0 of 3

PERSONAL:

- Chris Patrick Smith
- Attended Butler Traditional High School in Louisville, Kentucky and played college baseball at Kentucky Wesleyan College,
- Was a second baseman and pitcher at Kentucky Wesleyan...Holds the record for games started with the Panthers at 187, as well as saves with eight.
- Majored in fitness and sports management.

LAST SEASON:

- Assigned to New Hampshire to open the minor league season.
- Earned a late-season promotion to the Triple-A Buffalo Bisons.
- Combined to make 47 appearances between New Hampshire and Buffalo...Posted a 1-3 record with a 1.93 ERA, 76 strikeouts, and 15 saves in 60.2 IP.
- Had his contract selected by the Toronto Blue Jays on Sept. 27 but did not make an appearance.

Bold – career high; Red – league high

| Year | Club & League | W-L | ERA | G | GS | CG | ShO | SV | IP | H | R | ER | HR | HB | BB-IBB | SO | WP | BK | OBA |
|---------------------|---------------------|-----|------|-----|----|----|-----|----|-------|-----|----|----|----|----|--------|-----|----|----|------|
| 2014 | Charleston (SAL) | 1-1 | 4.50 | 6 | 0 | 0 | 0 | 1 | 8.0 | 9 | 5 | 4 | 2 | 0 | 2-0 | 11 | 1 | 0 | .273 |
| | Tampa (FSL) | 0-1 | 2.70 | 26 | 0 | 0 | 0 | 0 | 43.1 | 36 | 16 | 13 | 3 | 0 | 12-0 | 38 | 4 | 0 | .225 |
| 2015 | Trenton (EAS) | 1-1 | 6.08 | 7 | 0 | 0 | 0 | 0 | 13.1 | 11 | 9 | 9 | 0 | 1 | 3-0 | 12 | 0 | 0 | .224 |
| | Tampa (FSL) | 2-1 | 0.78 | 13 | 0 | 0 | 0 | 0 | 23.0 | 14 | 2 | 2 | 0 | 0 | 3-0 | 23 | 1 | 0 | .173 |
| | Dunedin (FSL) | 1-0 | 0.68 | 9 | 0 | 0 | 0 | 0 | 13.1 | 4 | 1 | 1 | 1 | 0 | 2-0 | 18 | 0 | 0 | .091 |
| | New Hampshire (EAS) | 0-0 | 0.00 | 2 | 0 | 0 | 0 | 0 | 3.0 | 2 | 0 | 0 | 0 | 0 | 1-0 | 4 | 0 | 0 | .182 |
| 2016 | New Hampshire (EAS) | 1-2 | 1.89 | 43 | 0 | 0 | 0 | 15 | 57.0 | 44 | 20 | 12 | 2 | 1 | 21-0 | 76 | 5 | 0 | .208 |
| | Buffalo (INT) | 0-1 | 2.45 | 4 | 0 | 0 | 0 | 0 | 3.2 | 2 | 1 | 1 | 0 | 0 | 1-0 | 5 | 0 | 0 | .182 |
| Minor Totals | | 6-7 | 2.30 | 110 | 0 | 0 | 0 | 16 | 164.2 | 122 | 54 | 42 | 9 | 2 | 45-0 | 187 | 11 | 0 | .203 |

TRANSACTIONS

- Signed by the New York Yankees on January 29, 2013
- Signed by the Toronto Blue Jays on August 1, 2015

PROFESSIONAL CAREER:

- Unchosen in the Major League draft, was selected in the first round of the independent Frontier League's draft by the Lake Erie Crushers in 2011.
- That season, played for the Traverse City Beach Bums and Washington Wild Things of the Frontier League, as well as the White Sands PupFish of the Pecos League...In 13 combined appearances, pitched to a 4-2 record, 3.64 earned run average and 54 strikeouts in 59.1 innings pitched.
- In the offseason of 2011, played for the Brisbane Bandits of the Australian Baseball League, where he posted a 3-3 record, 2.31 ERA, and 65 strikeouts in 50.2 innings.
- In 2013, signed a minor league contract with the New York Yankees, but did not play that year due to a stress fracture in his forearm.
- In 2014, was assigned to the Yankees Class-A affiliate, the Charleston RiverDogs...Was later promoted to the Advanced-A Tampa Yankees, and in 32 total relief appearances, posted a 1-2 record, 2.98 ERA, and 49 strikeouts in 51.1 IP
- In late July, 2015, was released by the Yankees organization.
- Signed a minor league contract with the Toronto Blue Jays and played with the Advanced-A Dunedin Blue Jays and Double-A New Hampshire Fisher Cats.
- In the 2015 offseason, he played for the Gigantes de Carolina of the Liga de Béisbol Profesional Roberto Clemente.





NON-ROSTER

SMITH DWIGHT

65

OUTFIELDER

BIRTHDATE October 26, 1992
 OPENING DAY AGE 24
 BIRTHPLACE Peachtree City, GA
 RESIDENCE Peachtree City, GA
 TWITTER @dsmith25blujay

BATS/THROWS L/R
 HEIGHT/WEIGHT 5-11/195
 CONTRACT STATUS signed thru 2017
 M.L. SERVICE 0.000
 OPTIONS USED 0 of 3

PERSONAL:

- John Dwight Smith
- Attended McIntosh HS (McIntosh, GA).
- Son of former Major League Baseball player Dwight Smith who played in the Majors from 1989-1996, winning a World Series in 1995 with Atlanta.
- Is ranked 26th on Major League Baseball's Top 30 Blue Jays prospects list.

LAST SEASON:

- Invited to Major League spring training on January 12...Later reassigned to minor league camp on March 7.
- He was assigned to New Hampshire to open the minor league season.
- Played 126 games for the Fisher Cats and hit .265 with a career-high 15 home runs and 74 RBI.

Bold – career high; Red – league high

| Year | Club and League | AVG | G | AB | R | H | 2B | 3B | HR | RBI | SH-SF | HP | BB-IBB | SO | SB-CS | SLG | OBP | OPS |
|---------------------|----------------------|------|-----|------|-----|-----|-----|----|----|-----|-------|----|--------|-----|-------|------|------|------|
| 2012 | Bluefield (Appy) | .226 | 41 | 159 | 20 | 36 | 6 | 0 | 4 | 21 | 0-0 | 3 | 11-0 | 22 | 1-1 | .340 | .289 | .629 |
| | Vancouver (NOR) | .175 | 18 | 63 | 5 | 11 | 3 | 1 | 0 | 8 | 0-1 | 1 | 6-0 | 11 | 0-0 | .254 | .254 | .507 |
| 2013 | Lansing (Mid) | .284 | 109 | 423 | 57 | 120 | 17 | 3 | 7 | 46 | 0-1 | 3 | 52-0 | 82 | 25-5 | .365 | .388 | .753 |
| 2014 | Dunedin (FSL) | .284 | 121 | 472 | 83 | 134 | 28 | 8 | 12 | 60 | 1-1 | 1 | 58-1 | 69 | 15-4 | .453 | .363 | .816 |
| 2015 | New Hampshire (East) | .265 | 117 | 460 | 74 | 122 | 26 | 2 | 7 | 44 | 1-2 | 2 | 47-0 | 64 | 4-3 | .376 | .335 | .711 |
| 2016 | New Hampshire (East) | .265 | 126 | 471 | 56 | 125 | 24 | 5 | 15 | 74 | 0-6 | 5 | 45-1 | 91 | 12-7 | .433 | .332 | .765 |
| Minor Totals | | .268 | 532 | 2048 | 295 | 548 | 104 | 19 | 45 | 253 | 2-11 | 15 | 219-2 | 339 | 57-20 | .403 | .341 | .744 |

TRANSACTIONS

- Selected by the Toronto Blue Jays in the 1st round (supplemental - 53rd overall) of the 2011 First Year Player Draft

PROFESSIONAL CAREER:

- Named to the 2015 Eastern League All-Star Game, starting in right field and going 1-for-3 with a run scored.
- Spent 2015 with New Hampshire where he led the team in doubles (26), ranking ninth in the Eastern League.
- Had a 16-game hitting streak from April 13-29, 2015...Over those contests hit .348 (23-66) with six doubles, two home runs and nine RBI...Posted a .327/.383/.510 line over 25 games from April 13-May 10.
- Was the recipient of the R. Howard Webster award (MVP) for Dunedin in 2014 and Lansing in 2013...Is one of 29 players to win multiple awards for the club.
- In 2014 was named to the Eastern League All-Star Game as well as being named as a MiLB.com Organization All-Star, Baseball American High-A Class All-Star and Post-Season All-Star.
- Has been used exclusively as an outfielder in the Toronto system, however made two appearances at second base while playing for Mesa Solar Sox as part of their taxi squad in 2014...Did not make an error in 12 total chances while turning two double plays.
- In 2013 led the Lugnuts in average (.284), OBP (.365), doubles (17), triples (3) and home runs (7)... Finished 2nd in stolen bases (25).





SMITH JOE

38
PITCHER

BIRTHDATE March 22, 1984
 OPENING DAY AGE 33
 BIRTHPLACE Cincinnati, OH
 RESIDENCE Newport Beach, CA
 TWITTER @JSThree8

BATS/THROWS R/R
 HEIGHT/WEIGHT 6-2/205
 CONTRACT STATUS signed thru 2017
 M.L. SERVICE 9.091
 OPTIONS USED 2 of 3

PERSONAL:

- Joseph Michael Smith
- Is married to Allie LaForce of CBS
- A three-year varsity letterman at Amelia High School and a Division I All-Fort Ancient Valley Conference honoree
- Pitched five years for the select American Amateur Baseball Congress Midland team in Cincinnati
- Over three seasons at Wright State University, he posted 22 saves, 145 strikeouts, and 39 walks.
- In 2005 he was the WSU team MVP and in 2006 he was awarded second team All-Mideast Region, first team Horizon League, Horizon League Pitcher of the Year and WSU Most Valuable Male Athlete.
- In 2004, played summer ball with the NECBL with the North Adams Steeplecats.
- In the summer of 2005, pitched for the Edenton Steamers in the Coastal Plain League...Recorded the final out of the 2005 Pettit Cup tournament, to give Edenton its second consecutive league championship...Less than two years later, he became the first Steamers' alumnus to appear in the majors.

LAST SEASON:

- On August 1, was traded by the Angels to the Chicago Cubs for prospect Jesus Castillo.
- In 16 more appearances with the Cubs to finish the season, had a 1-1 record and a 2.51 ERA.
- Overall in 2016, combined with both the Angels and Cubs to make 54 total appearances with a 1-4 record and a 3.82 ERA.
- Was a member of the Cubs' 2016 World Series championship team, but did not make any postseason appearances.

Bold – career high; Red – league high

| Year | Club & League | W-L | ERA | G | GS | CG | ShO | SV | IP | H | R | ER | HR | HB | BB-IBB | SO | WP | BK | OBA |
|---------------------|---------------------|------------|------|-----------|----|----|-----|-----------|-------------|-----|-----|-----|----|----|-------------|-----------|----|----|------|
| 2006 | Brooklyn (NYP) | 0-1 | 0.45 | 17 | 0 | 0 | 0 | 9 | 20.0 | 10 | 3 | 1 | 0 | 4 | 3-1 | 28 | 2 | 0 | .141 |
| | Binghamton (EAS) | 0-2 | 5.68 | 10 | 0 | 0 | 0 | 0 | 12.2 | 12 | 8 | 8 | 1 | 1 | 11-1 | 12 | 1 | 0 | .267 |
| 2007 | New Orleans (PCL) | 0-0 | 2.00 | 8 | 0 | 0 | 0 | 2 | 9.0 | 7 | 3 | 2 | 0 | 0 | 4-0 | 5 | 0 | 0 | .233 |
| | NEW YORK (NL) | 3-2 | 3.45 | 54 | 0 | 0 | 0 | 0 | 44.1 | 48 | 18 | 17 | 3 | 7 | 21-4 | 45 | 2 | 0 | .274 |
| 2008 | NEW YORK (NL) | 6-3 | 3.55 | 82 | 0 | 0 | 0 | 0 | 63.1 | 51 | 28 | 25 | 4 | 4 | 31-4 | 52 | 1 | 0 | .220 |
| 2009 | Columbus (INT) | 0-0 | 0.00 | 5 | 0 | 0 | 0 | 0 | 5.0 | 4 | 0 | 0 | 0 | 0 | 1-0 | 6 | 0 | 0 | .211 |
| | CLEVELAND (AL) | 0-0 | 3.44 | 37 | 0 | 0 | 0 | 0 | 34.0 | 30 | 16 | 13 | 4 | 0 | 13-0 | 30 | 2 | 0 | .236 |
| 2010 | Columbus (INT) | 2-1 | 1.96 | 20 | 0 | 0 | 0 | 2 | 23.0 | 17 | 8 | 5 | 0 | 0 | 10-1 | 19 | 2 | 0 | .207 |
| | CLEVELAND (AL) | 2-2 | 3.83 | 53 | 0 | 0 | 0 | 0 | 40.0 | 30 | 18 | 17 | 4 | 1 | 24-2 | 32 | 0 | 1 | .208 |
| 2011 | Akron (EAS) | 0-0 | 2.45 | 4 | 0 | 0 | 0 | 0 | 3.2 | 1 | 1 | 1 | 0 | 0 | 2-0 | 7 | 0 | 0 | .083 |
| | CLEVELAND (AL) | 3-3 | 2.01 | 71 | 0 | 0 | 0 | 0 | 67.0 | 52 | 16 | 15 | 1 | 2 | 21-1 | 45 | 2 | 0 | .217 |
| 2012 | CLEVELAND (AL) | 7-4 | 2.96 | 72 | 0 | 0 | 0 | 0 | 67.0 | 53 | 27 | 22 | 4 | 2 | 25-4 | 53 | 1 | 1 | .213 |
| 2013 | CLEVELAND (AL) | 6-2 | 2.29 | 70 | 0 | 0 | 0 | 3 | 63.0 | 54 | 17 | 16 | 5 | 3 | 23-2 | 54 | 3 | 0 | .235 |
| 2014 | LOS ANGELES (AL) | 7-2 | 1.81 | 76 | 0 | 0 | 0 | 15 | 74.2 | 45 | 16 | 15 | 4 | 6 | 15-3 | 68 | 4 | 0 | .172 |
| 2015 | LOS ANGELES (AL) | 5-5 | 3.58 | 70 | 0 | 0 | 0 | 5 | 65.1 | 64 | 26 | 26 | 4 | 2 | 19-4 | 57 | 1 | 0 | .259 |
| 2016 | Inland Empire (CAL) | 0-0 | 0.00 | 2 | 1 | 0 | 0 | 0 | 2.0 | 0 | 0 | 0 | 0 | 0 | 0-0 | 2 | 0 | 0 | .000 |
| | LOS ANGELES (AL) | 1-4 | 3.82 | 38 | 0 | 0 | 0 | 6 | 37.2 | 36 | 16 | 16 | 4 | 5 | 13-3 | 25 | 0 | 1 | .257 |
| | Iowa (PCL) | 0-0 | 0.00 | 2 | 0 | 0 | 0 | 0 | 2.0 | 1 | 0 | 0 | 0 | 0 | 0-0 | 2 | 0 | 0 | .167 |
| | CHICAGO (NL) | 1-1 | 2.51 | 16 | 0 | 0 | 0 | 0 | 14.1 | 11 | 4 | 4 | 4 | 1 | 5-0 | 15 | 0 | 0 | .216 |
| Minor Totals | | 2-4 | 1.98 | 68 | 1 | 0 | 0 | 13 | 77.1 | 52 | 23 | 17 | 1 | 5 | 31-3 | 81 | 5 | 0 | .192 |
| MAJOR TOTALS | | 41-28 | 2.93 | 639 | 0 | 0 | 0 | 29 | 570.2 | 474 | 202 | 186 | 41 | 33 | 210-27 | 476 | 16 | 3 | .226 |

WILD CARD GAME RECORD

| Year | Club & League | W-L | ERA | G | GS | CG | ShO | SV | IP | H | R | ER | HR | HB | BB-IBB | SO | WP | BK |
|------|---------------|-----|------|---|----|----|-----|----|-----|---|---|----|----|----|--------|----|----|----|
| 2013 | CLE vs. TB | 0-0 | 0.00 | 1 | 0 | 0 | 0 | 0 | 0.2 | 1 | 0 | 0 | 0 | 0 | 0-0 | 1 | 0 | 0 |

DIVISION SERIES RECORD

| Year | Club & League | W-L | ERA | G | GS | CG | ShO | SV | IP | H | R | ER | HR | HB | BB-IBB | SO | WP | BK |
|------|---------------|-----|------|---|----|----|-----|----|-----|---|---|----|----|----|--------|----|----|----|
| 2014 | LAA vs. KC | 0-0 | 0.00 | 2 | 0 | 0 | 0 | 0 | 2.0 | 0 | 0 | 0 | 0 | 0 | 0-0 | 2 | 0 | 0 |

TRANSACTIONS

- Selected by the New York Mets in the 3rd round of the 2006 First Year Player Draft
- Traded as part of a three-team trade to the Cleveland Indians...The Seattle Mariners sent RHP Sean Green, RHP J.J. Putz and OF Jeremy Reed to the New York Mets...The Mariners sent INF Luis Valbuena to the Indians...The Mets sent IF/OF Mike Carp, OF Ezequiel Carrera, OF Endy Chavez, RHP Maikel Cleto, RHP Aaron Heilman and LHP Jason Vargas to the Mariners...The Indians then sent OF Franklin Gutierrez to the Mariners to complete the deal on December 11, 2008
- On disabled list (strained right rotator cuff) from April 29-June 9, 2009
- On disabled list (sprained left knee) from September 1-remainder of season, 2009
- On disabled list (abdominal strain) from March 22-April 15, 2011
- Signed by the Los Angeles Angels on November 27, 2013
- On disabled list (left hamstring strain) from June 5-July 1, 2016
- Traded to the Chicago Cubs in exchange for RHP Jesus Castillo on August 1, 2016
- On disabled list (strained left hamstring) from August 17-September 1, 2016
- Signed by the Toronto Blue Jays on February 9, 2017



GAME HIGHS

| | | | |
|-------------------------|------------------------------------|---------------------------------|-----------------------------|
| ML Debut | April 1, 2007 at STL | ER Allowed | 5 - Aug. 29, 2015 at CLE |
| Innings Pitched: | | HR Allowed | April 16, 2016 at MIN |
| Starter | None | Low Hit CG | None |
| Reliever | 2.2 - Aug. 21, 2011 at DET | Last Win | Sept. 1, 2016 vs. SF |
| Walks: | | Last Save | May 23, 2016 at TEX |
| Starter | None | Last CG | None |
| Reliever | 3 - 3x, last May 5, 2012 vs. TEX | Last Sho | None |
| Strikeouts: | | Last Start | None |
| Starter | None | Last Relief App. | Oct. 2, 2016 at CIN |
| Reliever | 4 - Sept. 30, 2007 vs. FLA | Longest Win Streak | 5G - Aug. 29-Sept. 25, 2008 |
| Hits Allowed | 5 - 2x, last June 25, 2010 vs. CIN | Longest Losing Streak | 3G - July 25-Sept. 5, 2015 |
| | | Scoreless Innings Streak | 23.2 - June 4-Aug. 10, 2014 |

MILESTONES

| Category | Date | Opponent | Notes |
|-------------|------------------|------------|--------|
| Win | 1 April 24, 2007 | Colorado | 0.2 |
| Save | 1 April 3, 2013 | at Toronto | 1.0, K |

PROFESSIONAL CAREER:

- On April 25, 2014, was named the Angels' new closer...After the Angels traded for San Diego Padres' All-Star closer Huston Street on July 18, 2014, Smith was moved to an 8th-inning setup role...Finished 2014 with 15 saves in 76 games while posting a 1.81 ERA.
- On November 24, 2013, agreed to a three-year contract for \$15 million with the Los Angeles Angels of Anaheim.
- On December 10, 2008, was traded by the Mets to the Cleveland Indians as part of a twelve-player, three-team deal.
- Earned his first major league win on April 24, 2007 after coming on in relief in the 12th inning.
- On April 1, 2007, made his **Major League debut**...He struck out Preston Wilson for his first career strikeout in that contest.





SMOAK JUSTIN

14
INFIELDER

BIRTHDATE December 5, 1986
 OPENING DAY AGE 30
 BIRTHPLACE..... Goose Creek, SC
 RESIDENCE..... Ravenel, SC
 TWITTER..... NA

BATS/THROWS S/L
 HEIGHT/WEIGHT 6-4/220
 CONTRACT STATUS..... signed thru 2018
 M.L. SERVICE 6.077
 OPTIONS USED 3 of 3

PERSONAL:

- Justin Kyle Smoak.
- Earned four varsity baseball letters at Stratford (SC) High School... 2004 & 2005 South Carolina AAAA Player of the Year... His school won state championship his senior year in 2005... Named co-Mr. Baseball for the state in 2005.
- High school teammates with Baltimore catcher Matt Wieters.
- Played three seasons at the University of South Carolina, starting all 194 games at first base... Established USC career records for home runs (62), RBI (207), walks (151) and total bases (485)... Batted .333 (246-739) over his college career, including .383 with 19 doubles, 23 homers, and 72 RBI in 62 games as a junior.
- Played for 2007 USA Baseball National Team...Named top prospect in Cape Cod League in summer 2006.
- Participated in the 2016 & 2017 Blue Jays Winter Tour.

LAST SEASON:

- Went 3-for-5 with a HR & 5-RBI on Aug. 26 vs. MIN...His 3R-HR in the 2nd inning snapped a 0-for-29 slump with RISP... Was one AB shy of tying the club's all-time mark for longest hitless streak with RISP (Rico Carty-1979)...Had three hits in 3-AB with RISP, matching his total output for his previous 43-AB in those situations...The 5-RBI were his most since a career-high 6-RBI on May 30, 2012 at TEX & 3rd of his career.
- Agreed to terms with the Blue Jays on a two year contract extension for the 2017 & 2018 seasons with a club option for the 2019 season on July 16.
- Snapped a 0-for-16 hitless streak with a home run vs. CLE on July 1.
- Hit his first career walkoff home run, May 3 vs. TEX...Became the 1st player in club history to hit a game-tying HR in 9th inning & hit a walkoff HR in extra innings...The last player on any team to achieve that feat was Tyler Flowers, who had solo shots in the 9th & 12th innings for the White Sox on Sept. 8, 2014 vs. the A's...Joe Crede was the last ML player prior to Smoak to swat a walkoff HR in the 10th inning after tying the game with a HR in the bottom of the 9th...Crede did that for the White Sox on Aug. 27, 2002 vs. the Blue Jays.
- Recorded his first stolen base since May 27, 2012 at SEA on April 5 at TB, a span of 433 games.

Bold – career high; Red – league high

| Year | Club and League | AVG | G | AB | R | H | 2B | 3B | HR | RBI | SH-SF | HP | BB-IBB | SO | SB-CS | SLG | OBP | OPS |
|------|-----------------------|------|------------|------|-----------|------------|-----------|----------|-----------|-----------|-------|----|-------------|------------|-------|-------|------|-------|
| 2008 | Clinton (Mid) | .304 | 14 | 56 | 9 | 17 | 3 | 0 | 3 | 6 | 0-1 | 0 | 5-0 | 10 | 0-0 | .518 | .355 | .873 |
| 2009 | AZL (AZL) | .667 | 2 | 6 | 3 | 4 | 0 | 1 | 2 | 5 | 0-0 | 0 | 1-0 | 1 | 0-0 | 2.000 | .714 | 2.714 |
| | Frisco (TEX) | .328 | 50 | 183 | 30 | 60 | 10 | 0 | 6 | 29 | 0-2 | 3 | 39-2 | 35 | 0-0 | .481 | .449 | .930 |
| | Oklahoma City (PCL) | .244 | 54 | 197 | 25 | 48 | 11 | 0 | 4 | 23 | 0-2 | 3 | 35-0 | 45 | 0-0 | .360 | .363 | .723 |
| 2010 | Oklahoma City (PCL) | .300 | 15 | 50 | 10 | 15 | 6 | 0 | 2 | 5 | 0-0 | 0 | 16-0 | 8 | 0-0 | .540 | .470 | 1.010 |
| | TEXAS (AL) | .209 | 70 | 235 | 29 | 49 | 10 | 0 | 8 | 34 | 0-2 | 0 | 38-4 | 57 | 1-0 | .353 | .316 | .669 |
| | Tacoma (PCL) | .271 | 35 | 133 | 23 | 36 | 7 | 0 | 7 | 25 | 0-2 | 1 | 23-0 | 32 | 0-0 | .481 | .377 | .858 |
| | SEATTLE (AL) | .239 | 30 | 113 | 11 | 27 | 4 | 0 | 5 | 14 | 0-1 | 0 | 8-0 | 34 | 0-0 | .407 | .287 | .694 |
| 2011 | Tacoma (PCL) | .000 | 4 | 11 | 1 | 0 | 0 | 0 | 0 | 0 | 0-0 | 1 | 3-0 | 1 | 0-0 | .000 | .267 | .267 |
| | SEATTLE (AL) | .234 | 123 | 427 | 38 | 100 | 24 | 0 | 15 | 55 | 0-4 | 3 | 55-4 | 105 | 0-0 | .396 | .323 | .719 |
| 2012 | Tacoma (PCL) | .242 | 20 | 66 | 10 | 16 | 6 | 1 | 0 | 4 | 0-0 | 0 | 16-1 | 16 | 1-0 | .364 | .390 | .754 |
| | SEATTLE (AL) | .217 | 132 | 483 | 49 | 105 | 14 | 0 | 19 | 51 | 0-2 | 1 | 49-2 | 111 | 1-0 | .364 | .290 | .654 |
| 2013 | Tacoma (PCL) | .238 | 5 | 21 | 2 | 5 | 2 | 0 | 0 | 1 | 0-0 | 1 | 0-0 | 5 | 0-0 | .333 | .273 | .606 |
| | SEATTLE (AL) | .238 | 131 | 454 | 53 | 108 | 19 | 0 | 20 | 50 | 0-1 | 2 | 64-1 | 119 | 0-0 | .412 | .334 | .746 |
| 2014 | Tacoma (PCL) | .337 | 56 | 205 | 29 | 69 | 13 | 0 | 7 | 40 | 0-8 | 3 | 33-4 | 41 | 0-2 | .502 | .422 | .924 |
| | SEATTLE (AL) | .202 | 80 | 248 | 28 | 50 | 13 | 0 | 7 | 30 | 0-2 | 2 | 24-0 | 66 | 0-1 | .339 | .275 | .614 |
| 2015 | TORONTO (AL) | .226 | 132 | 296 | 44 | 67 | 16 | 1 | 18 | 59 | 0-1 | 2 | 29-0 | 86 | 0-0 | .470 | .299 | .768 |
| 2016 | TORONTO (AL) | .217 | 126 | 299 | 33 | 65 | 10 | 0 | 14 | 34 | 0-0 | 2 | 40-1 | 112 | 1-0 | .391 | .314 | .705 |
| | Minor Totals | .291 | 255 | 928 | 142 | 270 | 58 | 2 | 31 | 138 | 0-15 | 12 | 171-7 | 194 | 1-2 | .458 | .402 | .860 |
| | TORONTO TOTALS | .222 | 258 | 595 | 77 | 132 | 26 | 1 | 32 | 93 | 0-1 | 4 | 69-1 | 198 | 1-0 | .430 | .306 | .737 |
| | MAJOR TOTALS | .223 | 824 | 2555 | 285 | 571 | 110 | 1 | 106 | 327 | 0-13 | 12 | 307-12 | 690 | 3-1 | .392 | .308 | .700 |



WILD CARD GAME RECORD

| Year | Club and Opp. | AVG | G | AB | R | H | 2B | 3B | HR | RBI | SH-SF | HP | BB-IBB | SO | SB-CS |
|------|---------------|------|---|----|---|---|----|----|----|-----|-------|----|--------|----|-------|
| 2016 | TOR vs. BAL | .000 | 1 | 1 | 0 | 0 | 0 | 0 | 0 | 0 | 0-0 | 0 | 0-0 | 1 | 0-0 |

DIVISION SERIES RECORD

| Year | Club and Opp. | AVG | G | AB | R | H | 2B | 3B | HR | RBI | SH-SF | HP | BB-IBB | SO | SB-CS |
|---------------|---------------|------|---|----|---|---|----|----|----|-----|-------|----|--------|----|-------|
| 2015 | TOR vs. TEX | .000 | 5 | 6 | 0 | 0 | 0 | 0 | 0 | 0 | 0-0 | 0 | 0-0 | 3 | 0-0 |
| 2016 | TOR vs. TEX | -- | 1 | 0 | 0 | 0 | 0 | 0 | 0 | 0 | 0-0 | 0 | 0-0 | 0 | 0-0 |
| TOTALS | | .000 | 6 | 6 | 0 | 0 | 0 | 0 | 0 | 0 | 0-0 | 0 | 0-0 | 3 | 0-0 |

LEAGUE CHAMPIONSHIP SERIES RECORD

| Year | Club and Opp. | AVG | G | AB | R | H | 2B | 3B | HR | RBI | SH-SF | HP | BB-IBB | SO | SB-CS |
|---------------|---------------|------|---|----|---|---|----|----|----|-----|-------|----|--------|----|-------|
| 2015 | TOR vs. KC | .000 | 3 | 2 | 0 | 0 | 0 | 0 | 0 | 0 | 0-0 | 0 | 0-0 | 0 | 0-0 |
| 2016 | TOR vs. CLE | .000 | 1 | 1 | 0 | 0 | 0 | 0 | 0 | 0 | 0-0 | 0 | 0-0 | 1 | 0-0 |
| TOTALS | | .000 | 4 | 3 | 0 | 0 | 0 | 0 | 0 | 0 | 0-0 | 0 | 0-0 | 1 | 0-0 |

HOME RUN BREAKDOWN

| Total | H | A | ONE GAME | | | | | | | | | | | |
|-------|----|----|----------|---|---|----|----|----|----|----|-----|-----|----|----|
| | | | 2 | 3 | 4 | GS | LO | XN | IP | PH | RHP | LHP | | |
| 106 | 49 | 57 | 4 | 0 | 0 | 1 | 0 | 2 | 0 | 0 | 0 | 0 | 80 | 26 |

TRANSACTIONS

- Selected by the Texas Rangers in the 1st round (11th overall) of the 2008 First Year Player Draft
- Traded to the Seattle Mariners along with INF Matt Lawson, RHP Blake Beavan and RHP Josh Lueke in exchange for LHP Cliff Lee and RHP Mark Lowe on July 9, 2010
- On disabled list (broken nose) from August 13-September 2, 2011
- On disabled list (right oblique strain) from June 2-18, 2013
- On disabled list (strained left quad) from June 11-July 4, 2014
- Claimed off waivers by the Toronto Blue Jays on October 28, 2014

GAME HIGHS

| | | | |
|------------------|------------------------------------|-------------------------------|----------------------------------|
| ML Debut | April 23, 2010 vs. DET | Stolen Bases | 1 - 3x, last April 5, 2016 at TB |
| Runs | 3 - 4x, last March 31, 2014 at LAA | Last ML Home Run | Aug. 26, 2016 vs. MIN |
| Hits | 4 - April 17, 2012 vs. CLE | Longest Hitting Streak | 11G - April 11-29, 2011 |
| Home Runs | 2 - 4x, last May 3, 2016 vs. TEX | Longest Hitless Streak | 25AB - June 26-July 5, 2010 |
| RBI | 6 - May 30, 2012 at TEX | | |

MILESTONES


| Category | Date | Opponent | Pitcher | Notes |
|--------------------------|------------------|---------------------|------------------|-----------------|
| Hit | 1 April 26, 2010 | Detroit | Bonderman | Double |
| Home Run | 1 April 29, 2010 | Chicago (AL) | Floyd | 1R |
| | 100 July 1, 2016 | Cleveland | Tomlin | 1R |
| Multi-Homer Games | | | | |
| | 1 May 30, 2012 | at Texas | Tateyama, Uehara | 3R, 3R |
| | 2 Sept. 25, 2012 | at Los Angeles (AL) | Greinke, Downs | 1R, 2R |
| | 3 July 1, 2015 | Boston | Porcello, Ross | 2R, 1R |
| | 4 May 3, 2016 | Texas | Tolleson, Klein | 1R, 2R |
| Grand Slam | 1 Aug. 8, 2015 | at New York (AL) | Nova | 6th inning |
| Extra Inning HR | 1 May 20, 2013 | at Cleveland | Smith | 10th inning, 1R |
| Walkoff | 1 May 3, 2016 | Texas | Klein | 10th inning, 2R |
| RBI | 1 April 27, 2010 | at Chicago (AL) | Buehrle | sac fly |
| Stolen Base | 1 May 8, 2010 | Kansas City | Meche | 2nd base |
| | | | C-Kendall | |



PROFESSIONAL CAREER:

- His four defensive runs saved in 2015 ranked 2nd behind Mark Teixeira (5 DRS) among AL 1B, while his 9.35 TC/9 was 4th highest among 1B in the AL.
- Hit his first career grand slam at NYY on Aug. 8, 2015...It was the first grand slam hit in New York in Blue Jays franchise history.
- Had his 3rd career multi-HR game, July 1, 2015 vs. BOS...It marked the 2nd time in his career to hit a HR from both sides of the plate in the same game...Became the 6th different TOR player & 7th time in club history to do so (last: Melky Cabrera, July 28, 2014 vs. BOS).
- June 12, 2015 at BOS marked the 1st triple of his career, coming in his 2,047th AB, and ended his "pursuit" of the Major League record for the most career at bats without hitting a triple, coming just 32 shy of 2,079 at-bats by Johnny Estrada, a catcher with five National League teams from 2001 to 2008.
- Made just one start for the Blue Jays, while appearing in eight games in the 2015 playoffs...Marked his first ever postseason appearance.
- Hit a career-high 20 home runs in 2013, increasing his HR total in each season from 2010-13.
- From 2010-13 played in 386 games, averaging 129 per season... 2014 marked the first time since making his debut to play in less than 100 contests.
- Played in the first 63 games (58 starts) in 2014 before appearing in just 19 of the final 99 games due to injury, rehab assignment & option to AAA.
- Homered on both sides of the plate Sept. 25, 2012 at LAA.
- Among AL rookies in 2010, ranked 2nd in home runs (13), 2nd in RBI (48), 3rd in walks (46) and 3rd in extra-base hits (27).
- Made his **ML debut** on April 23, 2010 vs. Detroit and recorded first hit April 26 (double) vs. Tigers off Jeremy Bonderman.
- Hit first Major League home run April 29, 2010 off G. Floyd vs. Chicago (AL).
- Named Texas League All-Star in 2009.
- Played for Team USA in IBAF 2009 World Cup... Voted tournament MVP and named all-tournament for the gold medal Team USA squad...set Team USA World Cup record with 9 home runs... Named the 2009 IBAF Senior Athlete of the Year and winner of the 2009 Richard W. "Dick" Case Award recognizing him as the USA Baseball Athlete of the Year.





SPARKMAN GLENN

46
PITCHER

BIRTHDATE May 11, 1992
 OPENING DAY AGE 24
 BIRTHPLACE Victoria, TX
 RESIDENCE San Marcus, TX
 TWITTER NA

BATS/THROWS S/R
 HEIGHT/WEIGHT 6-2/200
 CONTRACT STATUS signed thru 2017
 M.L. SERVICE 0.000
 OPTIONS USED 0 of 3

PERSONAL:

- Glenn Michael Sparkman
- Attended Ganado High School in his hometown of Ganado, Texas.
- Undrafted out of high school, he attended Wharton County Junior College in Wharton, Texas.
- Was selected by the Kansas City Royals in the 20th round of the 2013 Major League Baseball draft.

LAST SEASON:

- Missed the majority of the first half of the season due to injury.
- Appeared in seven games with the AZL Royals on a rehab assignment, posting a 5.40 ERA in seven starts (10ER/16.2IP).
- After being activated from the DL in July, split the remainder of the year between Lexington (A), Wilmington (Adv. A) and Northwest Arkansas (AA).
- His combined 5.22 ERA was the highest in his four year professional career.

Bold – career high; Red – league high

| Year | Club & League | W-L | ERA | G | GS | CG | ShO | SV | IP | H | R | ER | HR | HB | BB-IBB | SO | WP | BK | OPA |
|---------------------|--------------------------|-------|------|----|----|----|-----|----|-------|-----|----|----|----|----|--------|-----|----|----|------|
| 2013 | Idaho Falls (PIO) | 1-0 | 1.72 | 20 | 0 | 0 | 0 | 2 | 36.2 | 25 | 8 | 7 | 1 | 1 | 10-1 | 47 | 1 | 1 | .194 |
| 2014 | Wilmington (CAR) | 8-3 | 1.56 | 29 | 18 | 0 | 0 | 1 | 121.0 | 94 | 28 | 21 | 2 | 0 | 25-0 | 117 | 4 | 4 | .213 |
| 2015 | Northwest Arkansas (TEX) | 2-2 | 3.60 | 4 | 4 | 0 | 0 | 0 | 20.0 | 17 | 9 | 8 | 1 | 1 | 9-0 | 21 | 1 | 0 | .233 |
| 2016 | Royals (AZL) | 1-3 | 5.40 | 7 | 7 | 0 | 0 | 0 | 16.2 | 19 | 12 | 10 | 1 | 1 | 1-0 | 17 | 2 | 0 | .279 |
| | Lexington (SAL) | 0-2 | 6.91 | 3 | 3 | 0 | 0 | 0 | 14.1 | 21 | 11 | 11 | 2 | 0 | 3-0 | 19 | 1 | 1 | .350 |
| | Wilmington (CAR) | 1-0 | 3.86 | 2 | 2 | 0 | 0 | 0 | 11.2 | 9 | 5 | 5 | 1 | 2 | 1-0 | 9 | 0 | 1 | .209 |
| | Northwest Arkansas (TEX) | 0-2 | 4.58 | 4 | 4 | 0 | 0 | 0 | 17.2 | 21 | 10 | 9 | 2 | 0 | 5-0 | 20 | 0 | 0 | .296 |
| Minor Totals | | 13-12 | 2.68 | 69 | 38 | 0 | 0 | 3 | 238.0 | 206 | 83 | 71 | 10 | 5 | 54-1 | 250 | 9 | 7 | .233 |

TRANSACTIONS

- Selected by the Kansas City Royals in the 20th round of the 2013 First Year Player Draft
- Selected by the Toronto Blue Jays in the Rule 5 Major League Draft on December 8, 2016

PROFESSIONAL CAREER:

- Made only four starts in 2015 due to injury...Was placed on the DL April 30 and missed the remainder of the season.
- Appeared in career-high 29 games, starting a career-best 18 games in 2014...Set many career-bests that season including ERA (1.56), IP (121.0), SO (117) and wins (8).
- Was named an Organization All-Star (Kansas City) in 2014, Baseball America High Class-A All-Star (Carolina League), Pitcher of the Year (Carolina League) and Pitcher of the Week for the Carolina League July 7, 2014.
- Made his professional debut June 22, 2013 for the Idaho Fall Chukars after being drafted in the 20th round in the First Year Player Draft earlier in the summer.
- Spent his rookie year as a reliever, posting a 1.72 ERA (7ER/36.2 IP), while limiting the opposition to a .194 average.





STROMAN MARCUS

6

PITCHER

BIRTHDATE May 1, 1991
OPENING DAY AGE 25
BIRTHPLACE Medford, NY
RESIDENCE Palm Harbor, FL
TWITTER @MStroo6

BATS/THROWS R/R
HEIGHT/WEIGHT 5-8/180
CONTRACT STATUS signed thru 2017
M.L. SERVICE 2.148
OPTIONS USED 0 of 3

PERSONAL:

- Marcus Earl Stroman
- Became Duke University's first ever 1st round draft pick in Major League Baseball.
- Earned All-America honours from Louisville Slugger (Second Team), Perfect Game USA (Second Team), National Collegiate Baseball Writers Association (Third Team) and Baseball America (Third Team) as a junior...Named First Team All-ACC and was an ACC Academic Honour Roll selection in 2012...Led all NCAA pitchers in strikeouts with 136 and finished second in strikeouts per nine innings in his final year.
- Completed his diploma at Duke University in the summer of 2015 while rehabbing his knee.
- Participated in the 2015, 2016 & 2017 Blue Jays Winter Tour.

LAST SEASON:

- Started the 2016 Wild Card Game vs. BAL on Oct 4, allowing two runs over six innings, leaving in a 2-2 tie...Jays would go on to win 5-2 in 11 innings on a 3-run walk-off Encarnacion HR.
- Suffered his first career postseason loss in game four of the ALCS after allowing four earned runs.
- His .171 opponents' average was the 5th lowest among all pitchers in the playoffs (minimum 40 at-bats).
- Lost five consecutive starts (Sept. 2-29) for the first time in his career, despite tossing quality starts in three of those outings.
- Suffered the loss (5.0, 7H, 3ER, 2BB, 4K) on Aug. 7 at KC – his first defeat since June 26 at CWS (span of six starts)...Issued 2-BB, snapping a six-start streak in which he walked one or fewer, longest streak by a Jay since Mark Buehrle (6 straight) from July-Aug. 6, 2015...Committed two errors for the 1st time in his career...Became the 13th TOR pitcher (15th time) to record multiple errors in a game & 1st since Josh Johnson on July 3, 2013.
- On Aug. 1 at HOU struck out a career-high 13 batters, allowing just 1ER on three hits...Did not factor in the decision as the club would lose 2-1 in 14-innings...Marked the first 10+ strikeout game of his career.
- Matched his season-high with 8.0 IP, July 20 at ARI (5th time, last: July 6 vs. KC)...Did not issue a walk when tossing at least 8.0 IP for the second time in his career (last: Sept. 8, 2014 vs. CHC).
- Suffered his first loss in seven career starts vs. BOS June 4 at Fenway Park... Allowed 6+ ER in consecutive starts for the first time in his career...Walked a career-high five, the first time he walked more than three in a start.
- Had his homerless innings streak at home snapped at 67.2, in his start vs. BOS on May 28...The home run (Bogaerts) also snapped a streak of 31.1 innings overall without allowing one...Marked the first home run given up to a BOS hitter in his career (37.0 IP).
- On May 22, 2016 at MIN failed to strike out a RHB (15 at-bats) for the first time since Aug. 3, 2014 at HOU (min. 8 AB).
- Suffered his first loss of the season May 17, 2016 vs. TB, snapping a streak of 16 starts without a defeat...Had his nine-game winning streak snapped as well...His seven earned runs allowed set a career-high.
- May 1 at TB allowed one run over eight innings and was rewarded with the victory when Toronto scored four runs in the top of the ninth for a 5-1 win over the Rays...Had a then career-high 9 SO, most ever by a Blue Jays pitcher on their birthday... Retired 17 of his last 18 batters faced.
- On April 3, 2016 at TB came within three outs of joining Jack Morris in 1992 as the only TOR starters with a CG on Opening Day...At 8.0 IP, tied Pat Hentgen in 1997 for the 2nd longest start by a Jay on Opening Day...At 24 years, 338 days was the youngest starter to go at least 8.0 IP on Opening Day since Felix Hernandez in 2009 (22 years, 363 days) & the youngest to pitch into the 9th frame since Mark Mulder in 2002 (24 years, 239 days).
- Became just the 2nd pitcher in Blue Jays history to start a season opener and a home opener in the same season...Joins Jimmy Key who did so in 1989.
- Became the 3rd youngest pitcher (24.338) to make an Opening Day start for TOR...Drew Hutchison (24.227) was the youngest in 2015 with Todd Stottlemyre (24.324) being 2nd youngest in 1990...At 5'8", he was the shortest Opening Day starting pitcher since 1971 – Tom Phoebus, San Diego (also 5'8").

HIGHEST GROUNDBALL/FLYOUT RATIO, MAJORS (2016)

| | |
|--------------------|------|
| 1. Marcus Stroman | 3.42 |
| 2. Jamie Garcia | 2.73 |
| 3. Dallas Keuchel | 2.65 |
| 4. Carlos Martinez | 2.49 |
| 5. Martin Perez | 2.46 |

HIGHEST GROUNDBALL %, MAJORS 2016

| | |
|--------------------|------|
| 1. Marcus Stroman | 61.4 |
| 2. Jamie Garcia | 57.9 |
| 3. Carlos Martinez | 57.7 |
| 4. Dallas Keuchel | 57.6 |
| 5. Aaron Sanchez | 54.8 |

BIOGRAPHIES

LAST SEASON

HISTORY

RECORDS

OPPONENTS

PLAYER DEV.

MEDIA & MISC.



Bold – career high; Red – league high

| Year | Club & League | W-L | ERA | G | GS | CG | ShO | SV | IP | H | R | ER | HR | HB | BB-IBB | SO | WP | BK | OBA |
|------|----------------------|-------------|-------|-----------|-----------|----------|----------|----------|--------------|-----|-----|-----|-----------|----|-------------|------------|----|----|------|
| 2012 | Vancouver (NOR) | 1-0 | 3.18 | 7 | 0 | 0 | 0 | 0 | 11.1 | 8 | 5 | 4 | 0 | 0 | 3-0 | 15 | 0 | 0 | .190 |
| | New Hampshire (East) | 2-0 | 3.38 | 8 | 0 | 0 | 0 | 0 | 8.0 | 8 | 3 | 3 | 1 | 0 | 6-0 | 8 | 1 | 0 | .258 |
| 2013 | New Hampshire (East) | 9-5 | 3.30 | 20 | 20 | 0 | 0 | 0 | 111.2 | 99 | 48 | 41 | 13 | 3 | 27-0 | 129 | 4 | 0 | .234 |
| 2014 | Buffalo (Int) | 2-4 | 3.03 | 7 | 7 | 1 | 0 | 0 | 35.2 | 32 | 14 | 12 | 1 | 2 | 9-0 | 45 | 0 | 0 | .239 |
| | TORONTO (AL) | 11-6 | 3.65 | 26 | 20 | 1 | 1 | 1 | 130.2 | 125 | 56 | 53 | 7 | 3 | 28-1 | 111 | 9 | 1 | .250 |
| 2015 | Lansing (Mid) | 0-0 | 0.00 | 1 | 1 | 0 | 0 | 0 | 4.2 | 0 | 0 | 0 | 0 | 0 | 1-0 | 7 | 0 | 0 | .000 |
| | Buffalo (Int) | 0-1 | 12.00 | 1 | 1 | 0 | 0 | 0 | 3.0 | 8 | 4 | 4 | 0 | 0 | 4-0 | 5 | 0 | 0 | .500 |
| | TORONTO (AL) | 4-0 | 1.67 | 4 | 4 | 0 | 0 | 0 | 27.0 | 20 | 5 | 5 | 2 | 1 | 6-0 | 18 | 2 | 1 | .208 |
| 2016 | TORONTO (AL) | 9-10 | 4.37 | 32 | 32 | 0 | 0 | 0 | 204.0 | 209 | 104 | 99 | 21 | 4 | 54-0 | 166 | 9 | 1 | .264 |
| | Minor Totals | 14-10 | 3.30 | 44 | 29 | 1 | 0 | 0 | 174.1 | 155 | 74 | 64 | 15 | 5 | 50-0 | 209 | 5 | 0 | .234 |
| | MAJOR TOTALS | 24-16 | 3.91 | 62 | 56 | 1 | 1 | 1 | 361.2 | 354 | 165 | 157 | 30 | 8 | 88-1 | 295 | 20 | 3 | .255 |

WILD CARD GAME RECORD

| Year | Club & Opp. | W-L | ERA | G | GS | CG | ShO | SV | IP | H | R | ER | HR | HB | BB-IBB | SO | WP | BK |
|------|-------------|-----|------|---|----|----|-----|----|-----|---|---|----|----|----|--------|----|----|----|
| 2016 | TOR vs. BAL | 0-0 | 3.00 | 1 | 1 | 0 | 0 | 0 | 6.0 | 4 | 2 | 2 | 1 | 0 | 0-0 | 6 | 0 | 0 |

DIVISION SERIES RECORD

| Year | Club & Opp. | W-L | ERA | G | GS | CG | ShO | SV | IP | H | R | ER | HR | HB | BB-IBB | SO | WP | BK |
|------|-------------|-----|------|---|----|----|-----|----|------|----|---|----|----|----|--------|----|----|----|
| 2015 | TOR vs. TEX | 0-0 | 3.46 | 2 | 2 | 0 | 0 | 0 | 13.0 | 11 | 6 | 5 | 1 | 0 | 3-0 | 9 | 0 | 0 |

LEAGUE CHAMPIONSHIP SERIES RECORD

| Year | Club & Opp. | W-L | ERA | G | GS | CG | ShO | SV | IP | H | R | ER | HR | HB | BB-IBB | SO | WP | BK |
|---------------|-------------|-----|------|---|----|----|-----|----|------|----|---|----|----|----|--------|----|----|----|
| 2015 | TOR vs. KC | 1-0 | 5.68 | 1 | 1 | 0 | 0 | 0 | 6.1 | 11 | 4 | 4 | 0 | 0 | 1-0 | 1 | 1 | 0 |
| 2016 | TOR vs. CLE | 0-1 | 6.75 | 1 | 1 | 0 | 0 | 0 | 5.1 | 3 | 4 | 3 | 2 | 0 | 3-0 | 5 | 1 | 0 |
| TOTALS | | 1-1 | 6.17 | 2 | 2 | 0 | 0 | 0 | 11.2 | 14 | 8 | 7 | 2 | 0 | 4-0 | 6 | 2 | 0 |

TRANSACTIONS

- Selected by the Toronto Blue Jays in the 1st round (22nd overall) in the 2012 First Year Player Draft
- On disabled list (tom ACL - left knee) from April 5-Sept. 10, 2015

GAME HIGHS

| | | | |
|-------------------------|--------------------------------------|---------------------------------|-----------------------------------|
| ML Debut: | May 4, 2014 at PIT | ER Allowed | 7 - 3x, last June 19, 2016 at BAL |
| Innings Pitched: | 9.0 - 2x, last Sept. 8, 2014 vs. CHC | HR Allowed | 3 - July 15, 2016 at OAK |
| Starter | | Low Hit CG | 3 - Sept. 8, 2014 vs. CHC |
| Reliever | 4.0 - Sept. 26, 2014 vs. BAL | Last Win | Aug. 14, 2016 vs. HOU |
| Walks: | | Last Save | Sept. 26, 2014 vs. BAL |
| Starter | 5 - June 4, 2016 at BOS | Last CG | Sept. 8, 2014 vs. CHC |
| Reliever | 1 - May 14, 2014 vs. CLE | Last ShO | Sept. 8, 2014 vs. CHC |
| Strikeouts: | | Last Start | Sept. 29, 2016 vs. BAL |
| Starter | 13 - Aug. 1, 2016 at HOU | Last Relief App. | Sept. 26, 2014 vs. BAL |
| Reliever | 4 - Sept. 26, 2014 vs. BAL | Longest Win Streak | 4G - 2x, last April 3-May 1, 2016 |
| Hits Allowed | 13 - May 17, 2016 vs. TB | Longest Losing Streak | 5G - Sept. 2-Sept. 29, 2016 |
| | | Scoreless Innings Streak | 16.2 - July 19-29, 2014 |

MILESTONES

| Category | Date | Opponent | Notes |
|----------------------------|------------------|-----------------|------------------------------|
| Start | 1 May 31, 2014 | Kansas City | W, 6.0 IP, 5H, ER, 6K |
| Win | 1 May 6, 2014 | at Philadelphia | as a reliever - 1.1 IP, H, K |
| ShO | 1 Sept. 8, 2014 | Chicago (NL) | 9.0 IP, 3H, 8K |
| 10+ Strikeout Games | | | |
| | 1 Aug. 1, 2016 | at Houston | 13 strikeouts |
| Save | 1 Sept. 26, 2014 | Baltimore | 4.0 IP, H, 4K |



PROFESSIONAL CAREER:

- In 2015, made four starts after returning from left knee surgery (torn ACL) suffered in spring training.
- In 2015, became the 4th Blue Jays pitcher to win each of his first four starts of a season with an ERA under 2.00... The others are Jimmy Key in 1991 (1.86 ERA), Pat Hentgen in 1993 (1.67) and Mark Buehrle in 2014 (0.64).
- Became just the first modern era pitcher to win his first four starts of the season in September for a first place team.
- In his first career start in the playoffs, allowed three runs over the first two frames before retiring 15 of the next 18 batters.
- Allowed a career-high 11 hits in game three of the 2015 ALCS vs. KC...Gave up four earned runs over 6.1 innings to earn his first career postseason win.
- Made 20 starts in his rookie season (2014)... Joined the club on May 4 and made five appearances in relief (**ML debut** at PIT on May 4) before being optioned on May 18...Was recalled to make his ML debut as a starter on May 31 vs. KC and remained in the rotation for the balance of the season.
- Allowed just 0.45 HR/9 as a starter in 2014, the best figure on the staff... Only Garrett Richards with a 0.29 HR/9 had a better number in the AL among qualifiers.
- Earned three consecutive victories from July 19-29, allowing just one run over 21.0 IP...Included was a one-hit, seven inning performance vs. Boston on July 24, 2014 at Rogers Centre...Lost his no-hitter when Victorino singled leading off the 7th.
- In his last appearance of the season on Sept. 26, 2014 vs. BAL, worked 4.0 scoreless innings in relief to record his 1st career save... It marked the 7th time (6th different player) in club history that a TOR pitcher has recorded at least 10 wins as a starter while collecting a save in the same season (last: Shaun Marcum - 2007, 11 wins/1 save), 1st time by a rookie... Is just the 5th rookie pitcher in the ML to accomplish the feat since 1990 (last: Francisco Liriano in 2006).
- Picked up his 1st Major League victory on May 6, 2014 at PHI...Entered in the 9th inning of a 5-5 tie, holding the Phillies scoreless... Jays would add one in 10th for a 6-5 win.
- Among rookies in 2014, ranked T-4th in wins (11) and 3rd in winning pct. (.647) despite ranking only T-10th in starts (20)... His .625 winning pct. as a starter is the highest in club history (Chacin (05) and Romero (09) both posted a .591 pct at 13-9)... His 11 wins as a rookie are the most by a Blue Jay since Ricky Romero won 13 in 2009 and is 5th most in team history.
- Became just the 9th TOR rookie to throw a SHO of at least 9.0 IP (last: Dave Bush on Oct. 1, 2004 vs. NYY-2H) vs. the Cubs on Sept. 8, 2014...Is just the 2nd TOR rookie to toss a Sho without walking a batter (Halladay-Sept. 27, 1998 vs. DET)... Is the 6th different TOR rookie to record at least two, 9.0 IP outings in the same season (1st since John Cerutti, 1986)... The others are Jerry Garvin (9x, 1977), Jim Clancy (3x, 1977), Dave Stieb (6x, 1979), Phil Huffman (2x, 1979) & John Cerutti (2x, 1986).
- Was one of three Blue Jays to post 6+ strikeouts with zero walks in their 1st career MLB start, joining Jose Nunez (11K/0BB) vs. KC on 7/9/87 and Brett Cecil (6K/0BB) vs. CLE on 5/5/09.

YOUNGEST OPENING DAY STARTERS, BLUE JAYS, ALL-TIME

| PITCHER | DATE | OPPONENT | AGE | IP | OUTCOME |
|----------------|------------|----------|--------------------------|-----|---------|
| Marcus Stroman | 04/03/2016 | TB | 24 yrs, 11 mth, 2 days | 8.0 | W |
| Tom Underwood | 04/05/1979 | KC | 25 yrs, 3 mth, 13 days | 1.2 | L |
| Jim Clancy | 04/09/1981 | DET | 25 years, 3 mth, 22 days | 6.0 | ND |
| Dave Stieb | 04/05/1983 | BOS | 25 years, 257 days | 6.0 | W |





NON-ROSTER

TELLEZ ROWDY

1

INFIELDER

BIRTHDATE March 16, 1995
 OPENING DAY AGE 22
 BIRTHPLACE Elk Grove, CA
 RESIDENCE Sacramento, CA
 TWITTER NA

BATS/THROWS L/L
 HEIGHT/WEIGHT 6-4/220
 CONTRACT STATUS signed thru 2017
 M.L. SERVICE 0.000
 OPTIONS USED 0 of 3

PERSONAL:

- Ryan John Tellez.
- Attended Elk Grove High School (Elk Grove, CA).
- Ranked as the 59th best player available by Baseball America entering the 2013 draft.

LAST SEASON:

- Received several awards including being named an Organization All-Star, a Double-A All-Star by Baseball America, a post-season All-Star for the Eastern League, and a mid-season All-Star (Eastern League).
- Set several career-highs including games (124), hits (130), 2B (29), home runs (23), RBI (81), walks (63), strikeouts (92) and slugging (.530).
- In 75 games batting cleanup hit .317 with a .998 OPS with 38 of his 86 hits going for extra bases (20-2B, 18-HR).
- Hit .335 (86-257) in 72 games from June through August.
- Ranked 3rd in the Eastern League with a .917 OPS, T-4th in HR (23), 6th in RBI (81), 9th in average (.297), 10th in doubles (29).

Bold – career high; Red – league high

| Year | Club and League | AVG | G | AB | R | H | 2B | 3B | HR | RBI | SH-SF | HP | BB-IBB | SO | SB-CS | SLG | OBP | OPS |
|------|---------------------|------|-----|------|-----|-----|----|----|----|-----|-------|----|--------|-----|-------|------|------|------|
| 2013 | BlueJays (GCL) | .234 | 34 | 124 | 10 | 29 | 5 | 3 | 2 | 20 | 0-1 | 1 | 15-1 | 26 | 1-0 | .371 | .319 | .690 |
| 2014 | Bluefield (Appy) | .293 | 53 | 191 | 26 | 56 | 11 | 1 | 4 | 36 | 0-5 | 3 | 19-0 | 27 | 3-2 | .424 | .358 | .782 |
| | Lansing (Mid) | .357 | 12 | 42 | 6 | 15 | 0 | 0 | 2 | 7 | 0-0 | 0 | 7-0 | 10 | 0-0 | .500 | .449 | .949 |
| 2015 | Lansing (Mid) | .296 | 68 | 270 | 36 | 80 | 19 | 0 | 7 | 49 | 0-4 | 1 | 24-1 | 56 | 2-2 | .444 | .351 | .795 |
| | Dunedin (FSL) | .275 | 35 | 131 | 17 | 36 | 5 | 0 | 7 | 28 | 0-3 | 0 | 14-2 | 28 | 3-0 | .473 | .338 | .811 |
| 2016 | New Hampshire (EAS) | .297 | 124 | 438 | 71 | 130 | 29 | 2 | 23 | 81 | 0-7 | 6 | 63-4 | 92 | 4-3 | .530 | .387 | .917 |
| | Minor Totals | .289 | 326 | 1196 | 166 | 346 | 69 | 6 | 45 | 221 | 0-20 | 11 | 142-8 | 239 | 13-7 | .470 | .364 | .834 |

TRANSACTIONS

- Selected by the Toronto Blue Jays in the 30th round of the 2013 First Year Player Draft

PROFESSIONAL CAREER:

- Was bestowed several honours over the course of the 2015 season including being named a Midwest League All-Star, three Player of the Week awards (April 27-May 3 & May 11-17 with Lansing and June 29 while with Dunedin) and was named to the All-Prospect team and a Rising Star in the Arizona Fall League.
- Was recognized by Baseball America as the best hitting prospect in the Midwest League.
- Hit a combined .299 (35-117) with runners in scoring position during the 2015 campaign.
- Hit in 20 consecutive starts July 8-30, 2014, posting a .385 (30-78) with a .442 OBP.
- Recorded his first professional multi-home run game July 3, 2015 vs. Brevard County Manatees after hitting two in the contest.
- Set a career-high with five RBI August 29, 2013 vs. GCL Yankees-1.

GRAND SLAMS HIT BY A TORONTO ROOKIE, ALL-TIME

Rick Bosetti, May 7, 1978 (Enrique Romo, Seattle Mariners)
 Jesse Barfield, April 24, 1982 (Tom Burgmeier, Boston Red Sox)
 Junior Felix, June 2, 1989 (Bob Stanley, Red Sox, INSIDE THE PARK)
 Glenallen Hill, Sept. 1, 1989 (Mark Guthrie, Minnesota Twins)
 Gabe Gross, Sept. 5, 2004 (Justin Duchsherer, Oakland Athletics)
 J.P. Arencibia, June 6, 2011 (Zach Britton, Baltimore Orioles)
 Brett Lawrie, Aug. 8, 2011 (Craig Breslow, Athletics)
 Devon Travis, May 3, 2015 (Trevor Bauer, Cleveland Indians)





TEPERA RYAN

52
PITCHER

BIRTHDATE November 3, 1987
OPENING DAY AGE 29
BIRTHPLACE Houston, Texas
RESIDENCE Angeltown Texas
TWITTER @RTepera

BATS/THROWS R/R
HEIGHT/WEIGHT 6-2/190
CONTRACT STATUS signed thru 2017
M.L. SERVICE 1.008
OPTIONS USED 2 of 3

PERSONAL:

- Dennis Ryan Tepera.
- Attended Brazoswood High School and Sam Houston University in Huntsville, Texas... Played shortstop in his senior year of high school.
- Is an avid golfer.

LAST SEASON:

- Made seven separate stints with the Blue Jays in 2016.
- Over his last final 17 appearances with TOR last season, recorded a 1.69 ERA (3ER/16.0 IP), while striking out 17 batters.
- Stranded 12 of the 14 runners he inherited as a Blue Jays reliever last year.
- Has limited LHB to a .167 average (14-84) in his ML career...Four of those 14 hits however, have been home runs.
- In 37 outings with the Bisons posted a 2.58 ERA (13 ER/45.1 IP), while limiting opposing hitters to a .205 average.
- Over his final 13 appearances with Buffalo (July 7-Aug. 31) surrendered only two earned runs over 14.1 IP (1.26 ERA).
- Was named to all three postseason rosters in 2016 (AL Wild Card, ALDS and ALCS).
- Appeared in only one game in the playoffs for Toronto, tossing 0.2 scoreless innings in game one of the ALDS at TEX.

Bold – career high; Red – league high

| Year | Club & League | W-L | ERA | G | GS | CG | ShO | SV | IP | H | R | ER | HR | HB | BB-IBB | SO | WP | BK | OBA |
|------|----------------------|-------|------|-----------|----|----|-----|----------|-------------|-----|-----|-----|----------|----|------------|-----------|----|----|------|
| 2009 | BlueJays (GCL) | 3-1 | 1.72 | 11 | 5 | 1 | 1 | 0 | 36.2 | 19 | 11 | 7 | 4 | 3 | 4-0 | 42 | 2 | 0 | .150 |
| 2010 | Lansing (Mid) | 9-6 | 3.98 | 24 | 22 | 0 | 0 | 0 | 120.0 | 113 | 61 | 53 | 7 | 4 | 44-1 | 79 | 11 | 0 | .251 |
| 2011 | Dunedin (FSL) | 11-6 | 4.43 | 27 | 23 | 0 | 0 | 0 | 146.1 | 156 | 75 | 72 | 13 | 5 | 38-1 | 93 | 11 | 0 | .276 |
| 2012 | Dunedin (FSL) | 1-3 | 7.71 | 5 | 5 | 1 | 0 | 0 | 21.0 | 27 | 19 | 18 | 3 | 2 | 12-0 | 14 | 1 | 1 | .310 |
| | New Hampshire (East) | 7-3 | 4.84 | 16 | 15 | 0 | 0 | 0 | 74.1 | 82 | 44 | 40 | 4 | 7 | 37-0 | 57 | 6 | 0 | .280 |
| 2013 | New Hampshire (East) | 10-8 | 4.50 | 33 | 20 | 0 | 0 | 1 | 116.0 | 109 | 65 | 58 | 11 | 12 | 56-0 | 105 | 6 | 0 | .248 |
| 2014 | Buffalo (Int) | 7-3 | 3.66 | 51 | 0 | 0 | 0 | 2 | 64.0 | 66 | 29 | 26 | 4 | 1 | 24-4 | 67 | 5 | 0 | .264 |
| 2015 | Buffalo (Int) | 3-1 | 1.06 | 21 | 0 | 0 | 0 | 3 | 34.0 | 16 | 5 | 4 | 1 | 0 | 13-1 | 37 | 3 | 0 | .138 |
| | TORONTO (AL) | 0-2 | 3.27 | 32 | 0 | 0 | 0 | 1 | 33.0 | 23 | 14 | 12 | 8 | 3 | 6-0 | 22 | 2 | 0 | .193 |
| 2016 | Buffalo (INT) | 1-2 | 2.58 | 37 | 0 | 0 | 0 | 18 | 45.1 | 33 | 13 | 13 | 3 | 1 | 16-0 | 48 | 3 | 0 | .205 |
| | TORONTO (AL) | 0-1 | 2.95 | 20 | 0 | 0 | 0 | 0 | 18.1 | 17 | 8 | 6 | 1 | 3 | 8-1 | 18 | 3 | 0 | .233 |
| | Minor Totals | 52-33 | 3.98 | 225 | 90 | 2 | 1 | 24 | 657.2 | 621 | 322 | 291 | 50 | 35 | 244-7 | 542 | 48 | 1 | .249 |
| | MAJOR TOTALS | 0-3 | 3.16 | 52 | 0 | 0 | 0 | 1 | 51.1 | 40 | 22 | 18 | 9 | 6 | 14-1 | 40 | 5 | 0 | .208 |

DIVISION SERIES RECORD

| Year | Club & Opp. | W-L | ERA | G | GS | CG | ShO | SV | IP | H | R | ER | HR | HB | BB-IBB | SO | WP | BK |
|------|-------------|-----|------|---|----|----|-----|----|-----|---|---|----|----|----|--------|----|----|----|
| 2016 | TOR vs. TEX | 0-0 | 0.00 | 1 | 0 | 0 | 0 | 0 | 0.2 | 0 | 0 | 0 | 0 | 0 | 0-0 | 0 | 0 | 0 |

LEAGUE CHAMPIONSHIP SERIES RECORD

| Year | Club & Opp. | W-L | ERA | G | GS | CG | ShO | SV | IP | H | R | ER | HR | HB | BB-IBB | SO | WP | BK |
|------|-------------|-----|-------|---|----|----|-----|----|-----|---|---|----|----|----|--------|----|----|----|
| 2015 | TOR vs. KC | 0-0 | 21.60 | 1 | 0 | 0 | 0 | 0 | 1.2 | 5 | 4 | 4 | 0 | 0 | 2-0 | 0 | 1 | 0 |

TRANSACTIONS

- Selected by the Toronto Blue Jays in the 19th round of the 2009 First Year Player Draft

BIOGRAPHIES

LAST SEASON

HISTORY

RECORDS

OPPONENTS

PLAYER DEV.

MEDIA & MISC.



GAME HIGHS

| | | | |
|-------------------------|-------------------------------------|---------------------------------|-----------------------------|
| ML Debut: | May 10, 2015 vs. BOS | ER Allowed | 3 - Sept. 7, 2015 at BOS |
| Innings Pitched: | | HR Allowed | 2 - Sept. 30, 2015 at BAL |
| Starter | None | Low Hit CG | None |
| Reliever | 2.0 - 5x, last Sept. 7, 2015 at BOS | Last Win | None |
| Walks: | | Last Save | Sept. 12, 2015 at NYY |
| Starter | None | Last CG | None |
| Reliever | 2 - May 11, 2015 at SF | Last ShO | None |
| Strikeouts: | | Last Start | None |
| Starter | None | Last Relief App. | Sept. 30, 2016 at BOS |
| Reliever | 3 - 2x, last Sept. 29, 2016 vs. BAL | Longest Win Streak | None |
| Hits Allowed | 4 - 2x, last: Sept. 9, 2016 vs. BOS | Longest Losing Streak | 26 - July 18-Sept. 30, 2015 |
| | | Scoreless Innings Streak | 9.0 - June 8-July 9, 2015 |

MILESTONES

| Category | Date | Opponent | Notes |
|----------|-----------------------|------------------|--------|
| Save | 1 Sept. 12, 2015 (G1) | at New York (AL) | 1.0, K |

PROFESSIONAL CAREER:

- Owns a .612 winning pct. (52-33) over eight minor league seasons.
- Was added to the 2015 postseason roster after Brett Cecil was injured in game two of the ALDS vs. TEX...Did not appear in the ALDS.
- Made his postseason debut in game four of the ALCS vs. KC, allowing four earned runs over 1.2 IP in an eventual 14-2 loss.
- Had three separate stints with Toronto in 2015.
- Held hitters to a .248 OBP which ranked as 3rd lowest among the pitching staff behind Osuna (.234) & Lowe (.235) with TOR in 2015.
- His .137 average vs. LH hitters (7-51) was best on club and 4th best in AL (min. 50 AB's) for the 2015 season.
- Led his minor league club in wins in each of 2010, 2011 & 2013.
- Only player on Buffalo roster to be active throughout the entire 2014 season... Despite not making a start, finished T-2nd on the Bisons in wins (7) and 5th in strikeouts (67)... Held RH hitters to just one home run in 147 at-bats (.245, 36-147).
- Led New Hampshire in wins (10) and games (33) in 2013.
- Led Dunedin in starts (23) and innings pitched (146.1) in 2011, and tied for the club lead with Asher Wojciechowski with 11 wins.
- Led the Lugnuts in wins (9) in 2010 and was 2nd in starts, ERA (3.98) and innings pitched (120.0).
- Overall GCL batters hit just .150 during his rookie 2009 season.
- Pitched in the Arizona Fall League after the 2012 season.





TRAVIS DEVON

29
INFIELDER

BIRTHDATE February 21, 1991
 OPENING DAY AGE 26
 BIRTHPLACE West Palm Beach, FL
 RESIDENCE West Palm Beach, FL
 TWITTER @DeVoTrAv

BATS/THROWS R/R
 HEIGHT/WEIGHT 5-9/190
 CONTRACT STATUS signed thru 2017
 M.L. SERVICE 2.000
 OPTIONS USED 0 of 3

PERSONAL:

- Devon Anthony Travis
- Attended Florida State University... Named a first team All-ACC in 2011... Second team All-America honours in 2012, his junior season.
- Four-year varsity player for Palm Beach Central High School in Florida... Named Big School's Player of the Year as a senior in 2009.

LAST SEASON:

- Was forced to be removed from the ALCS roster following game one due to a right knee injury, a separate injury from the one that forced him from the ALDS...Underwent offseason surgery to remove a small flap of cartilage that was caught in his right knee joint.
- Missed games two and three of the ALDS due to a bone bruise in his right knee.
- Made his postseason debut in the AL Wild Card game, going 1-5...Singled in the bottom of the 11th inning and eventually scored the game-winning run on Edwin Encarnacion's 3R walk off HR.
- Had a career-high 19 game on-base streak Sept. 3-23...Over those 19 games posted a line of .378/.400/.463.
- Hit safely in a career-high 17 straight games Sept. 2-20...Hit .392 (29-for-74) over that span and was the longest hitting streak by a Blue Jays player in 2016.
- Recorded his first career four-hit game, including his first career triple to leadoff the game on Aug. 8 vs. TB...It was the first four-hit game by a TOR 2nd basemen at home since Joe Inglett on Aug. 21, 2008.
- Became the third different TOR player in club history to hit a leadoff home run in back-to-back games after doing so Aug. 5-6...Was the first Blue Jays player to accomplish the feat since Jose Cruz Jr. (April 22-23, 2000)...The only other Jay to do so was Damaso Garcia in 1983.
- Opened the game on Aug. 5 at KC with a leadoff home run (3rd career, 1st this year)...Followed it up with a go-ahead 9th inning HR to record his first career multi-home run game...Became the 4th player in modern Major League history to hit a leadoff home run and a game-winning homer with two outs in the final inning of the same game...The others were Snuffy Stirnweiss (1947), Mike Alvis (1967) & Darin Erstad (2000)...Became the first player in six years to hit a lead-off home run and a game-winning home run in the ninth inning or later in the same game regardless of the number of outs...Arizona's Chris Young did it against San Diego on August 7, 2010...Two other players in Blue Jays history did this: Devon White on June 1, 1992, against the Twins and Reed Johnson on June 15, 2003, against the Cubs.
- Made his season debut on May 25 at NYY, going 1-for-4...It was his first Major League action since July 28, 2015 vs. PHI (left game due to season-ending shoulder injury).
- Appeared in nine minor league games (Dunedin-4, Buffalo-5) on his rehab assignment where he hit .306 (11-36) with four doubles and eight RBI.
- Began the season rehabbing his injured left shoulder after off-season surgery.

Bold - career high; Red - league high

| Year | Club and League | AVG | G | AB | R | H | 2B | 3B | HR | RBI | SH-SF | HP | BB-IBB | SO | SB-CS | SLG | OBP | OPS |
|---------------------|---------------------|------|-----|------|-----|-----|----|----|----|-----|-------|----|--------|-----|-------|------|------|------|
| 2012 | Connecticut (NYP) | .280 | 25 | 93 | 17 | 26 | 2 | 2 | 3 | 11 | 2-1 | 3 | 8-0 | 10 | 3-1 | .441 | .352 | .793 |
| 2013 | West Michigan (Mid) | .352 | 77 | 290 | 55 | 102 | 17 | 2 | 6 | 42 | 2-4 | 8 | 35-2 | 32 | 14-3 | .486 | .430 | .916 |
| | Lakeland (FSL) | .350 | 55 | 214 | 38 | 75 | 11 | 2 | 10 | 34 | 0-3 | 2 | 18-0 | 32 | 8-1 | .561 | .401 | .962 |
| 2014 | Erie (East) | .298 | 100 | 396 | 68 | 118 | 20 | 7 | 10 | 52 | 2-4 | 2 | 37-1 | 60 | 16-5 | .460 | .358 | .818 |
| 2015 | New Hampshire (EAS) | .091 | 3 | 11 | 0 | 1 | 0 | 0 | 0 | 1 | 0-1 | 0 | 0-0 | 2 | 0-0 | .091 | .083 | .174 |
| | Buffalo (INT) | .219 | 8 | 32 | 5 | 7 | 1 | 0 | 0 | 0 | 0-0 | 0 | 6-0 | 9 | 1-0 | .250 | .342 | .592 |
| | TORONTO (AL) | .304 | 62 | 217 | 38 | 66 | 18 | 0 | 8 | 35 | 0-1 | 2 | 18-0 | 43 | 3-1 | .498 | .361 | .859 |
| 2016 | Dunedin (FSL) | .357 | 4 | 14 | 1 | 5 | 2 | 0 | 0 | 5 | 0-1 | 0 | 1-0 | 1 | 0-0 | .500 | .375 | .875 |
| | Buffalo (INT) | .273 | 5 | 22 | 2 | 6 | 2 | 0 | 0 | 3 | 0-0 | 0 | 0-0 | 2 | 0-0 | .364 | .273 | .637 |
| | TORONTO (AL) | .300 | 101 | 410 | 54 | 123 | 28 | 1 | 11 | 50 | 1-1 | 0 | 20-0 | 87 | 4-1 | .454 | .332 | .786 |
| Minor Totals | | .317 | 277 | 1072 | 186 | 340 | 55 | 13 | 29 | 148 | 6-14 | 15 | 105-3 | 148 | 42-10 | .474 | .381 | .855 |
| MAJOR TOTALS | | .301 | 163 | 627 | 92 | 189 | 46 | 1 | 19 | 85 | 1-2 | 2 | 38-0 | 130 | 7-2 | .469 | .342 | .811 |

WILD CARD GAME RECORD

| Year | Club and Opp. | AVG | G | AB | R | H | 2B | 3B | HR | RBI | SH-SF | HP | BB-IBB | SO | SB-CS |
|------|---------------|------|---|----|---|---|----|----|----|-----|-------|----|--------|----|-------|
| 2016 | TOR vs. BAL | .200 | 1 | 5 | 1 | 1 | 0 | 0 | 0 | 0 | 0-0 | 0 | 0-0 | 1 | 0-0 |

DIVISION SERIES RECORD

| Year | Club and Opp. | AVG | G | AB | R | H | 2B | 3B | HR | RBI | SH-SF | HP | BB-IBB | SO | SB-CS |
|------|---------------|------|---|----|---|---|----|----|----|-----|-------|----|--------|----|-------|
| 2016 | TOR vs. TEX | .000 | 1 | 5 | 0 | 0 | 0 | 0 | 0 | 0 | 0-0 | 0 | 0-0 | 0 | 0-0 |

LEAGUE CHAMPIONSHIP SERIES RECORD

| Year | Club and Opp. | AVG | G | AB | R | H | 2B | 3B | HR | RBI | SH-SF | HP | BB-IBB | SO | SB-CS |
|------|---------------|------|---|----|---|---|----|----|----|-----|-------|----|--------|----|-------|
| 2016 | TOR vs. CLE | .000 | 1 | 2 | 0 | 0 | 0 | 0 | 0 | 0 | 0-0 | 0 | 0-0 | 0 | 0-0 |



HOME RUN BREAKDOWN

| Total | H | A | ONE GAME | | | GS | LO | XN | IP | PH | RHP | LHP |
|-------|---|----|----------|---|---|----|----|----|----|----|-----|-----|
| | | | 2 | 3 | 4 | | | | | | | |
| 19 | 6 | 13 | 1 | 0 | 0 | 1 | 4 | 0 | 0 | 0 | 13 | 6 |

TRANSACTIONS

- Selected by the Detroit Tigers in the 13th round of the 2012 First Year Player Draft
- Traded to the Toronto Blue Jays in exchange for OF Anthony Gose on November 12, 2014
- On disabled list (left shoulder inflammation) from May 22-June 25, 2015
- On disabled list (left shoulder strain) from July 31-remainder of season, 2015
- On disabled list (recovery from left shoulder surgery) from April 3-May 25, 2016

GAME HIGHS

| | | | |
|------------------|--------------------------|-------------------------------|------------------------------------|
| ML Debut | April 6, 2015 at NYY | Stolen Bases | 1 - 7x, last Sept. 19, 2016 at SEA |
| Runs | 3 - July 20, 2016 at ARI | Last ML Home Run | Oct. 2, 2016 at BOS |
| Hits | 4 - Aug. 8, 2016 vs. TB | Longest Hitting Streak | 17G - Sept. 3-20, 2016 |
| Home Runs | 2 - Aug. 5, 2016 at KC | Longest Hitless Streak | 15AB - June 4-7, 2016 |
| RBI | 4 - May 3, 2015 at CLE | | |

MILESTONES

| Category | Date | Opponent | Pitcher | Notes |
|-----------------------|------------------|------------------|----------------|---------------------|
| Hit | 1 April 6, 2015 | at New York (AL) | Shreve | HR in ML debut |
| Home Run | 1 April 6, 2015 | at New York (AL) | Shreve | ML debut |
| Multi HR Games | 1 | Aug. 5, 2016 | at Kansas City | Gee, Herrera 1R, 1R |
| Leadoff HR | 1 April 17, 2015 | Atlanta | Teheran | -- |
| | 2 July 28, 2015 | Philadelphia | Morgan | -- |
| | 3 Aug. 5, 2016 | at Kansas City | Gee | -- |
| | 4 Aug. 6, 2016 | at Kansas City | Duffy | -- |
| RBI | 1 April 6, 2015 | at New York (AL) | Shreve | HR, 1R |
| Stolen Base | 1 April 22, 2015 | Baltimore | Jimenez | 2nd base |
| | | | C-Joseph | |

PROFESSIONAL CAREER:

- Was placed on the disabled list twice in 2015 with left shoulder inflammation (May 17 - June 26 & July 31 through the end of the 2015 season)...Had exploratory surgery on September 23 where nothing significant was discovered.
- Was discovered to have a pre-existing acromion bone non-union in his shoulder that is a condition known as an Os Acromiale (non-union of the acromion bone or additional bone in his shoulder)...Underwent surgery at end of October to stabilize additional bone.
- Earned AL Rookie of the Month honours in April...Led all rookies in hits (26), runs scored (17), home runs (six) and RBIs (19), while posting a .325 average and a 1.018 OPS.
- His .614 SLG in April was the highest for any 2B since 1914 (Jerry Coleman-NYY was 2nd with a .575 SLG in 1949)...His 1.018 is the highest OPS by any Blue Jays rookie in the month of April.
- At time of his placement on DL on July 31, 2015 ranked 1st in 2B (18), RBI (35), 2nd in hits (66) & XBH (26), 3rd BB (18), 4th in HR (8) & TB (108) among rookies.
- May 3, 2015 at CLE hit his 1st career grand slam...Marked the 8th by a Toronto rookie in club history and first since Brett Lawrie on Aug. 10, 2011 vs. OAK.
- Hit his first leadoff HR on April 17, 2015 vs. ATL becoming the first Blue Jays rookie to do so since Russ Adams on Sept. 22, 2004.
- July 26, 2015 at SEA collected his 1st career PH, a single, in his first career opportunity.
- Homered in his **Major League debut** on April 6, 2015 at NYY...Became just the 2nd player in club history to hit a HR as their first hit in their ML debut that occurred on Opening Day...The only other Jay to accomplish that feat was Al Woods in the club's very first game in 1977 vs. CWS (PH-HR)...It was the 4th time a Jay hit a HR in their ML debut (last: Arenecibia, Aug. 7, 2010 vs. TB) & 9th TOR player to record their 1st career HR as their 1st hit.
- Was the 1st player in MLB since Jason Heyward (ATL-2010) to hit a HR as their 1st hit in their ML debut on Opening Day





TULOWITZKI TROY

2

INFIELDER

BIRTHDATE October 10, 1984
 OPENING DAY AGE 32
 BIRTHPLACE Santa Clara, CA
 RESIDENCE Henderson, NV
 TWITTER NA

BATS/THROWS R/R
 HEIGHT/WEIGHT 6-3/205
 CONTRACT STATUS signed thru 2020
 M.L. SERVICE 10.033
 OPTIONS USED 0 of 3

PERSONAL:

- Troy Trevor Tulowitzki.
- Graduated from Fremont High School in Sunnyvale, California in suburban San Jose.
- Earned four varsity letters in baseball and two in basketball.
- Twice named Second-Team All-State in baseball and was a three-time team MVP...Batted .519 as a senior and .536 as a junior...Went 15-1 on the mound his junior year.
- Was a league MVP in basketball, where he was Second-Team All-State and team MVP...Averaged 22.6 points in basketball his senior year.
- Named Fremont High Athlete of the Year in 2002.
- Signed with Rockies June 10, 2005 (Todd Blyleven).

LAST SEASON:

- Hit .462 (6-13) in the ALDS with 5 RBI and a 1.308 OPS...That .462 average was 4th among all players in the LDS while his 1.308 OPS ranked 5th.
- Recorded his first career postseason triple in game one of the ALDS, the first Blue Jay to hit a triple in the playoffs since Paul Molitor in game six of the 1993 World Series.
- Hit his 3rd career grand slam, Sept. 11 vs. BOS...Was his first since Sept. 15, 2008 vs. SD...All three of his career grand slams have come in September...Became the 9th TOR-SS to hit a GS (8th player, last: Yunel Escobar, July 18, 2010 at BAL).
- His 7 seasons of 20+HR among ML SS rank T-4th most in ML history (Ripken Jr. -12, Rodriguez -8, Tejada-8 & Banks -7)
- Went 4-for-5 Aug. 16 at NYY, including hitting his 21st HR of the season (20th as a SS)...It was his first four-hit game as a Jay & the 16th of his career (last: May 29, 2015 at PHI)...The 20-HR as a SS represents the 2nd most hit in a single season by a TOR-SS (Tony Batista-26 in 1999)...Is one of only five shortstops in MLB history with at least seven seasons with 20+HR (Cal Ripken-12, Alex Rodriguez-8, Miguel Tejada-8, Ernie Banks-7).
- Recorded a season-high five RBI Aug. 10 vs. TB, the first time to do so as a Blue Jay & the first since June 3, 2015 vs. Los Angeles Dodgers... Became the first TOR shortstop with 5 RBI in a game since Yunel Escobar on Aug 29, 2012.
- Hit .462 (6-13) in the ALDS with 5 RBI and a 1.308 OPS...That .462 average was 4th among all players in the LDS while his 1.308 OPS ranked 5th...In fact TOR had three players in the top five in OPS in the LDS.
- Left the game on July 31 vs. BAL after getting hit in the hand by a pitch in the 6th inning...Suffered a chip fracture in his right thumb...Returned to action on Aug. 4 at HOU.
- His home run on July 29 vs. BAL was his first HR in the 1st inning since July 5, 2015 at ARI (span of 24-HR in between).
- Had a 10 game hit streak snapped on July 26 vs. SD...Hit .325, 13-40 over that span.
- Recorded his fifth season with 15+HR prior to the All-Star break, joining Alex Rodriguez-7, Miguel Tejada-7 & Ernie Banks-6 as the only SS to accomplish that feat in ML history.
- Became just the 17th player in MLB history to record 700-RBI as a SS with his 700th & 701st on June 25 at CWS...Only three active players have that many in their career as a SS (Alex Rodriguez-985, Jimmy Rollins-932 & Jhonny Peralta-716)
- Was placed on the 15-day disabled list with a strained right quadriceps on May 28...Returned from a medical rehab assignment at Dunedin (A) and was activated from the 15-day DL on June 18...Missed 20 team games during that period.
- Became the sixth player in MLB history to hit 200-HR as a shortstop May 14 at TEX.
- Hit his 200th career HR May 13 at TEX (2R off Wilhemsen)
- Had his 64-game errorless streak end on the first play of the game, April 26 vs. CWS...Had gone all 60 games (as a SS) as a Blue Jay without an error...It was five games short of the club record for a SS, Fernandez in 1988.
- Collected two home runs in a 9-3 Jays win April 23 vs. OAK...The multi-homer game was his 12th career and first as a Blue Jay...Became the first TOR shortstop to have a multi-home run game since Alex Gonzalez on April 30, 2010 against the A's as well.
- Hit his first home run of the season on Opening Day, April 3 at TB...Has hit HR in three of his last five Opening Day starts...Is the 2nd TOR-SS to homer on Opening Day (Alex Gonzalez in 1996 & 1997)...It represented his 4th career HR on Opening Day (2009, 2012, 2013)...His four Opening Day home runs ties Dustin Pedroia for the most in the Majors since 2009.

BIOGRAPHIES

LAST SEASON

HISTORY

RECORDS

OPPONENTS

PLAYER DEV.

MEDIA & MISC.



Bold – career high; Red – league high

| Year | Club and League | AVG | G | AB | R | H | 2B | 3B | HR | RBI | SH-SF | HP | BB-IBB | SO | SB-CS | SLG | OBP | OPS |
|------|------------------------|------|------------|------|------------|------------|-----------|----------|-----------|------------|-------|----|-------------|------------|--------------|------|------|-------|
| 2005 | Modesto (CAL) | .266 | 22 | 94 | 17 | 25 | 6 | 0 | 4 | 14 | 0-0 | 2 | 9-0 | 18 | 1-0 | .457 | .343 | .800 |
| 2006 | Tulsa (TEX) | .291 | 104 | 423 | 75 | 123 | 34 | 2 | 13 | 61 | 1-5 | 10 | 46-3 | 71 | 6-5 | .473 | .370 | .843 |
| | COLORADO (NL) | .240 | 25 | 96 | 15 | 23 | 2 | 0 | 1 | 6 | 1-0 | 1 | 10-3 | 25 | 3-0 | .292 | .318 | .610 |
| 2007 | COLORADO (NL) | .291 | 155 | 609 | 104 | 177 | 33 | 5 | 24 | 99 | 5-2 | 9 | 57-3 | 130 | 7-6 | .479 | .359 | .838 |
| 2008 | Modesto (CAL) | .333 | 5 | 12 | 3 | 4 | 3 | 0 | 0 | 1 | 0-1 | 0 | 5-0 | 2 | 0-0 | .583 | .500 | 1.083 |
| | Colorado Springs (PCL) | .429 | 2 | 7 | 2 | 3 | 1 | 0 | 0 | 1 | 0-0 | 0 | 1-0 | 1 | 1-0 | .571 | .500 | 1.071 |
| | Tulsa (TEX) | .333 | 5 | 21 | 5 | 7 | 0 | 0 | 2 | 3 | 0-0 | 0 | 3-0 | 1 | 0-0 | .619 | .417 | 1.036 |
| | COLORADO (NL) | .263 | 101 | 377 | 48 | 99 | 24 | 2 | 8 | 46 | 2-2 | 2 | 38-5 | 56 | 1-6 | .401 | .332 | .733 |
| 2009 | COLORADO (NL) | .297 | 151 | 543 | 101 | 161 | 25 | 9 | 32 | 92 | 0-9 | 3 | 73-4 | 112 | 20-11 | .552 | .377 | .929 |
| 2010 | Colorado Springs (PCL) | .250 | 2 | 4 | 1 | 1 | 0 | 0 | 0 | 0 | 0-0 | 0 | 1-0 | 0 | 0-0 | .250 | .400 | .650 |
| | Tulsa (TEX) | .143 | 2 | 7 | 1 | 1 | 0 | 0 | 0 | 1 | 0-1 | 0 | 0-0 | 2 | 0-0 | .286 | .125 | .411 |
| | COLORADO (NL) | .315 | 122 | 470 | 89 | 148 | 32 | 3 | 27 | 95 | 1-5 | 5 | 48-4 | 78 | 11-2 | .568 | .381 | .949 |
| 2011 | COLORADO (NL) | .302 | 143 | 537 | 81 | 162 | 36 | 2 | 30 | 105 | 1-5 | 4 | 59-12 | 79 | 9-3 | .544 | .372 | .916 |
| 2012 | COLORADO (NL) | .287 | 47 | 181 | 33 | 52 | 8 | 2 | 8 | 27 | 0-1 | 2 | 19-1 | 19 | 2-2 | .486 | .360 | .846 |
| | Tulsa (TEX) | .300 | 3 | 10 | 1 | 3 | 1 | 0 | 1 | 2 | 0-0 | 0 | 0-0 | 2 | 0-0 | .700 | .300 | 1.000 |
| | Colorado Springs (PCL) | .353 | 6 | 17 | 2 | 6 | 1 | 0 | 2 | 4 | 0-0 | 0 | 1-0 | 4 | 0-0 | .765 | .389 | 1.154 |
| 2013 | Colorado Springs (PCL) | .800 | 2 | 5 | 2 | 4 | 0 | 0 | 0 | 0 | 0-0 | 0 | 1-0 | 0 | 0-0 | .800 | .833 | 1.633 |
| | COLORADO (NL) | .312 | 126 | 446 | 72 | 139 | 27 | 0 | 25 | 82 | 0-5 | 4 | 57-5 | 85 | 1-0 | .540 | .391 | .931 |
| 2014 | COLORADO (NL) | .340 | 91 | 315 | 71 | 107 | 18 | 1 | 21 | 52 | 0-5 | 5 | 50-4 | 57 | 1-1 | .603 | .432 | 1.035 |
| 2015 | COLORADO (NL) | .300 | 87 | 323 | 46 | 97 | 19 | 0 | 12 | 53 | 0-3 | 1 | 24-4 | 72 | 0-0 | .471 | .348 | .819 |
| | TORONTO (AL) | .239 | 41 | 163 | 31 | 39 | 8 | 0 | 5 | 17 | 0-1 | 5 | 14-1 | 42 | 1-0 | .380 | .317 | .697 |
| 2016 | Dunedin (FSL) | .250 | 1 | 4 | 0 | 1 | 0 | 0 | 0 | 0 | 0-0 | 0 | 0-0 | 2 | 0-0 | .250 | .250 | .500 |
| | TORONTO (AL) | .254 | 131 | 492 | 54 | 125 | 21 | 0 | 24 | 79 | 0-4 | 5 | 43-1 | 101 | 1-0 | .443 | .318 | .761 |
| | Minor Totals | .295 | 154 | 604 | 109 | 178 | 47 | 2 | 22 | 87 | 1-7 | 12 | 67-3 | 103 | 8-5 | .488 | .372 | .861 |
| | TORONTO TOTALS | .250 | 172 | 655 | 85 | 164 | 29 | 0 | 29 | 96 | 1-5 | 10 | 57-2 | 143 | 2-0 | .427 | .318 | .745 |
| | MAJOR TOTALS | .292 | 1220 | 4552 | 745 | 1329 | 253 | 24 | 217 | 753 | 10-42 | 46 | 492-47 | 856 | 57-31 | .501 | .364 | .865 |

WILD CARD GAME RECORD

| Year | Club and Opp. | AVG | G | AB | R | H | 2B | 3B | HR | RBI | SH-SF | HP | BB-IBB | SO | SB-CS |
|------|---------------|------|---|----|---|---|----|----|----|-----|-------|----|--------|----|-------|
| 2016 | TOR vs. BAL | .000 | 1 | 4 | 0 | 0 | 0 | 0 | 0 | 0 | 0-0 | 0 | 0-0 | 0 | 0-0 |

DIVISION SERIES RECORD

| Year | Club and Opp. | AVG | G | AB | R | H | 2B | 3B | HR | RBI | SH-SF | HP | BB-IBB | SO | SB-CS |
|---------------|---------------|------|----|----|---|----|----|----|----|-----|-------|----|--------|----|-------|
| 2007 | COL vs. PHI | .167 | 3 | 12 | 1 | 2 | 1 | 0 | 1 | 2 | 0-0 | 0 | 1-0 | 5 | 0-1 |
| 2009 | COL vs. PHI | .250 | 4 | 16 | 0 | 4 | 2 | 0 | 0 | 3 | 0-1 | 1 | 0-0 | 2 | 0-0 |
| 2015 | TOR vs. TEX | .095 | 5 | 21 | 2 | 2 | 0 | 0 | 1 | 4 | 0-0 | 0 | 2-0 | 7 | 0-0 |
| 2016 | TOR vs. TEX | .462 | 3 | 13 | 2 | 6 | 0 | 1 | 1 | 5 | 0-0 | 0 | 0-0 | 1 | 0-0 |
| TOTALS | | .226 | 15 | 62 | 5 | 14 | 3 | 1 | 3 | 14 | 0-1 | 1 | 3-0 | 15 | 0-1 |

LEAGUE CHAMPIONSHIP SERIES RECORD

| Year | Club and Opp. | AVG | G | AB | R | H | 2B | 3B | HR | RBI | SH-SF | HP | BB-IBB | SO | SB-CS |
|---------------|---------------|------|----|----|---|----|----|----|----|-----|-------|----|--------|----|-------|
| 2007 | COL vs. ARI | .188 | 4 | 16 | 1 | 3 | 0 | 0 | 0 | 0 | 0-0 | 0 | 1-0 | 5 | 0-0 |
| 2015 | TOR vs. KC | .304 | 6 | 23 | 3 | 7 | 2 | 0 | 1 | 7 | 0-0 | 0 | 0-0 | 7 | 0-0 |
| 2016 | TOR vs. CLE | .111 | 5 | 18 | 1 | 2 | 0 | 0 | 0 | 0 | 0-0 | 0 | 2-0 | 2 | 0-0 |
| TOTALS | | .211 | 15 | 57 | 5 | 12 | 2 | 0 | 1 | 7 | 0-0 | 0 | 3-0 | 14 | 0-0 |

WORLD SERIES RECORD

| Year | Club and Opp. | AVG | G | AB | R | H | 2B | 3B | HR | RBI | SH-SF | HP | BB-IBB | SO | SB-CS |
|------|---------------|------|---|----|---|---|----|----|----|-----|-------|----|--------|----|-------|
| 2007 | COL vs. BOS | .231 | 4 | 13 | 1 | 3 | 2 | 0 | 0 | 1 | 0-0 | 0 | 2-0 | 5 | 0-0 |

ALL-STAR GAME RECORD

| Year | Club and League | AVG | G | AB | R | H | 2B | 3B | HR | RBI | SH-SF | HP | BB-IBB | SO | SB-CS |
|---------------|-----------------|------|---|----|---|---|----|----|----|-----|-------|----|--------|----|-------|
| 2010 | COL at LAA | | | | | | | | | | | | | | |
| 2011 | COL at ARI | .500 | 1 | 2 | 0 | 1 | 0 | 0 | 0 | 0 | 0-0 | 0 | 0-0 | 0 | 0-0 |
| 2013 | COL at NYM | .000 | 1 | 2 | 0 | 0 | 0 | 0 | 0 | 0 | 0-0 | 0 | 0-0 | 1 | 0-0 |
| 2014 | COL at MIN | .333 | 1 | 3 | 0 | 1 | 1 | 0 | 0 | 0 | 0-0 | 0 | 0-0 | 1 | 0-0 |
| 2015 | COL at CIN | .000 | 1 | 1 | 0 | 0 | 0 | 0 | 0 | 0 | 0-0 | 0 | 0-0 | 0 | 0-0 |
| TOTALS | | .250 | 4 | 8 | 0 | 2 | 1 | 0 | 0 | 0 | 0-0 | 0 | 0-0 | 2 | 0-0 |

HOME RUN BREAKDOWN

| Total | H | A | ONE GAME | | | | | | LO | XN | IP | PH | RHP | LHP |
|-------|-----|----|----------|---|---|----|---|---|----|----|----|----|-----|-----|
| | | | 2 | 3 | 4 | GS | | | | | | | | |
| 217 | 123 | 94 | 12 | 0 | 0 | 3 | 0 | 3 | 0 | 3 | 0 | 1 | 156 | 61 |

TRANSACTIONS

- Selected by the Colorado Rockies in the 1st round (7th overall) of the 2005 First Year Player Draft
- On disabled list (torn tendon, left quad) from April 30-June 20, 2008
- On disabled list (right hand laceration) from July 5-21, 2008
- On disabled list (fractured left wrist) from June 18-July 27, 2010
- On disabled list (strained left groin muscle) from May 31-remainder of season, 2012
- On disabled list (fractured right ribcage) from June 14-July 11, 2013
- On disabled list (left hip surgery) from July 20-remainder of season, 2014
- Traded to the Toronto Blue Jays along with RHP LaTroy Hawkins in exchange for RHP Jeff Hoffman, RHP Jesus Tinoco, RHP Miguel Castro and SS Jose Reyes on July 28, 2015
- On disabled list (strained right quadriceps) from May 28-June 18, 2016



GAME HIGHS

| | | | |
|------------------|--------------------------------------|-------------------------------|----------------------------------|
| ML Debut | Aug. 30, 2006 vs. NYM | Stolen Bases | 2 - 2x, last June 5, 2010 at ARI |
| Runs | 4 - 3x, last Sept. 29, 2010 vs. LAD | Last ML Home Run | Sept. 16, 2016 at LAA |
| Hits | 5 - 3x, last June 5, 2013 at CIN | Longest Hitting Streak | 21G - June 15-July 9, 2015 |
| Home Runs | 2 - 12x, last April 23, 2016 vs. OAK | Longest Hitless Streak | 21AB - July 21-29, 2015 |
| RBI | 7 - 2x, last Sept. 15, 2010 vs. SD | | |

MILESTONES

| Category | Date | Opponent | Pitcher | Notes | |
|------------------------------|------|-------------------|---------------------|-------------------|-----------------------------|
| Game | 1000 | May 23, 2015 (G2) | San Francisco | -- | 0-for-1, PH |
| Hit | 1 | Aug. 31, 2006 | New York (NL) | Perez | single |
| | 1000 | May 3, 2014 | New York (NL) | Matsuzaka | single |
| Home Run | 1 | Sept. 4, 2006 | at San Diego | Williams | 1R |
| | 100 | May 6, 2011 | at San Francisco | Cain | 1R |
| | 200 | May 13, 2016 | at Texas | Wilhelmson | 2R |
| Multi-Homer Game (12) | 12 | April 23, 2016 | Oakland | Bassitt, Hendriks | 1R, 1R |
| Grand Slam | 1 | Sept. 29, 2007 | Arizona | Nippert | 5th inning |
| | 2 | Sept. 15, 2008 | San Diego | LeBlanc | 4th inning |
| Extra Inning HR | 1 | June 22, 2007 | at Toronto | Accardo | 10th inning, 2R |
| | 2 | June 28, 2007 | at Houston | Moehler | 11th inning, 1R |
| | 3 | May 25, 2013 | at San Francisco | Romo | 10th inning, 1R |
| Pinch Hit HR | 1 | June 25, 2015 | Arizona | Hudson | 1R |
| Hit For Cycle | 1 | Aug. 10, 2009 | Chicago (NL) | -- | 5-for-5, HR, 1B, 2B, 3B, 1B |
| RBI | 1 | Sept. 1, 2006 | at Los Angeles (NL) | Lowe | groundout |
| Stolen Base | 1 | Sept. 7, 2006 | Washington | Bergmann | 2nd base |
| | | | C-Schneider | | |

PROFESSIONAL CAREER:

- Appeared in his fourth postseason and second with TOR...Has a career average of .213 in the playoffs with four home runs and 22 RBI...As a Blue Jay has hit .215 (17-79) with 16 RBI...Six of his 17 hits have gone for extra bases (2-2B, 1-3B, 3-HR).
- A four-time NL All-Star (2010-11, 2013-14), two-time Rawlings Gold Glove Award winner (2010-11) and two-time Louisville Slugger Silver Slugger Award winner (2010-11)...Was the National League's Captain for the 2014 Home Run Derby, participating for the first time...Was the NL's leading vote-getter, the first time for a Rockies player.
- One of six shortstops in MLB history with at least four seasons of 25-plus home runs, joining Cal Ripken Jr. (eight), Alex Rodriguez, (seven), Ernie Banks (seven), Miguel Tejada (six), and Nomar Garciaparra (four).
- Became the second National League shortstop to have a 30 HR/100 RBI season in 2011, joining the Ernie Banks (five times).
- Awarded both a Rawlings Gold Glove Award and Louisville Slugger Silver Slugger Award for the second-consecutive season in 2011, becoming the third NL shortstop to win both awards in consecutive seasons since the Silver Slugger Award was first awarded in 1980, joining Barry Larkin (1995-96) and Edgar Renteria (2002-03).
- Only player in the Major Leagues to be awarded both a Gold Glove and Silver Slugger, and be named an All-Star in both 2010 and 2011.
- Joined Ryan Howard and Albert Pujols as the only players to finish in Top-10 of NL MVP voting in each of three-straight seasons from 2009-11 (fifth in 2009 and 2010, eighth in 2011).
- Youngest NL shortstop to win multiple Gold Glove Awards since Ozzie Smith won his second in 1981.
- Hit 15 homers in Sept. 2010 to set a Rockies franchise record for most in a single month and he became the second Major League player to hit 14 homers over 15 games (Sept. 3-18) since 1900.
- Became the second player in MLB history to have 15 homers and 40 RBI in Sept. (Babe Ruth-17 HR, 43 RBI in Sept. of 1927).
- Collected his 1,000th career hit on May 3, 2014 vs. New York-NL...Is one of five players with 1,000-plus hits as a Rockie.
- Hit fifth cycle in Rockies history, Aug. 10, 2009 vs. Chicago-NL; in that game he became first shortstop in MLB history to go 5-for-5 or better and have at least seven RBI.
- Hit 24 home runs in 2007, the most ever by an NL rookie shortstop.
- On April 29, 2007, turned the 13th unassisted triple play in MLB history.
- Made his **MLB debut**, Aug. 30, 2006 vs. New York-NL; first hit (single) the next day vs. Mets (Oliver Perez).
- Voted NL Player of the Month for April 2014, after finishing the opening month of the season with a MLB leading .477 OBP and .727 SLG.
- Suffered an injured hip in the second game after the All-Star break on July 19, 2014 at Pittsburgh and would miss the remainder of the season while requiring surgery to repair his left hip.
- Was acquired by the Toronto Blue Jays on July 28, 2015 along with RHP LaTroy Hawkins in exchange for SS Jose Reyes, RHP Jeff Hoffman, RHP Miguel Castro & RHP Jesus Tinoco.
- Was diagnosed with a cracked scapula and upper back muscles bruising after a collision with Kevin Pillar September 12, 2015 at NYY-1...Returned October 2 at TB after missing 19 games due to the injury.

QUOTE THE RECOGNITION

ALL-STAR GAMES

2010
2011 (SS)
2013 (SS)
2014 (SS)
2015

MVP VOTING

2007 NL (18th place)
2009 NL (5th place)
2010 NL (5th place)
2011 NL (8th place)
2013 NL (17th place)
2014 NL (25th place)

GOLD GLOVES

2010 NL (SS)
2011 NL (SS)

SILVER SLUGGERS

2010 NL (SS)
2011 NL (SS)



- Became the first Blue Jays shortstop to hit a home run in the postseason in team history in game three of the 2015 ALDS vs. TEX...That 3R-HR was just the third of its kind in the playoffs in club history...The other two were hit by Candy Maldonado (1992 ALCS GM 6) and Joe Carter (1993 walkoff to win World Series, GM 6)...Would later hit another 3R-HR in game four of the ALCS becoming the first player in franchise history to hit multiple 3R-HR in the same postseason.
- Recorded a postseason career-high four RBI in game three of the division series vs. TEX, becoming the first Toronto player to collect that many RBI in a single playoff game since Joe Carter in game six of the 1993 World Series...Marked his first career multi-RBI game in the playoffs.
- Drove in 11 runs in the 2015 playoffs, T-3rd most among all hitters...His 11 RBI rank T-2nd all-time in Blue Jays postseason history (Molitor-13, 1993).
- His seven RBI vs. KC represented the most runs driven in by a single Blue Jays player in an ALCS in club history...Those RBI were the most driven in in a LCS since Nelson Cruz had 13 in 2011.
- Had his streak of reaching base safely snapped at 41 consecutive games on July 21, 2015...Over the course of the streak, batted .365 (57-for-156) with 4-2B, 10-HR, 34-RBI, and 18-BB.
- In games in which he played at shortstop, his on-base streak reached 44 games, 3rd longest on-base streak for a shortstop since 1993 (longest: Orlando Cabrera, 63 games, April 25-July 6, 2006).
- Had his career-high, 21-GM hitting streak snapped July 11, 2015...Tied for the 5th-longest hitting streak in Rockies history...Batted .354 (29-for-82) with 2-2B, 2-HR, and 13-RBI over those 21 contests.
- Led the NL in AVG in June & finished 3rd in ML, hitting .381 (37-97).
- June 25, 2015 vs. ARI hit the game-tying home run as a pinch-hitter in the 8th inning... Was the first pinch-hit home run of his career.
- Played in his 1,000th Major League game in the second game of the May 23, 2015 (doubleheader)...Became one of five Rockies all-time to play in 1,000 games.

TULOWITZKI AMONG ACTIVE SHORTSTOP LEADERS (2007-2015)

| Category | Rank | Total |
|----------|------|-------|
| WAR | 1 | 36.0 |
| wOBA | 1 | .380 |
| HR | 1 | 191 |
| RBI | 1 | 667 |
| BB | 1 | 435 |
| SLG | 1 | .515 |
| XBH | 1 | 445 |
| AVG | 2 | .299 |
| OBP | 2 | .371 |
| OPS | 2 | .886 |
| Hits | 3 | 1178 |
| 2B | 3 | 230 |

TOP FIELDING AMONG ACTIVE SHORTSTOPS, MAJORS (2007-2016)

FIELDING %

| | |
|--------------------|------|
| 1. Troy Tulowitzki | .985 |
| 2. Jimmy Rollins | .983 |
| 3. J.J. Hardy | .983 |
| 4. Johnny Peralta | .980 |
| 5. Stephen Drew | .979 |

RANGE FACTOR/9 INNINGS

| | |
|---------------------|------|
| 1. Troy Tulowitzki | 4.84 |
| 2. Brendan Ryan | 4.76 |
| 3. Elvis Andrus | 4.49 |
| 4. Brandon Crawford | 4.43 |
| 5. Johnny Peralta | 4.42 |

ZONE RATING

| | |
|---------------------|------|
| 1. Brendan Ryan | .847 |
| 2. Brandon Crawford | .839 |
| 3. Jimmy Rollins | .836 |
| 4. Troy Tulowitzki | .835 |
| 5. J.J. Hardy | .831 |

DEFENSIVE RUNS SAVED

| | |
|----------------------|-----|
| 1. Andrelton Simmons | 131 |
| 2. Troy Tulowitzki | 96 |
| 3. J.J. Hardy | 73 |
| 4. Brandon Crawford | 62 |
| 5. Yunel Escobar | 28 |

DEFENSIVE WAR

| | |
|----------------------|-------|
| 1. J.J. Hardy | 152.3 |
| 2. Andrelton Simmons | 111.5 |
| 3. Troy Tulowitzki | 102.2 |
| 4. Jimmy Rollins | 89.0 |
| 5. Brandon Crawford | 82.4 |





UPTON JR. MELVIN

7

OUTFIELDER

BIRTHDATE August 21, 1984
 OPENING DAY AGE 32
 BIRTHPLACE..... Norfolk, VA
 RESIDENCE..... Tampa, FL
 TWITTER..... @MelvinUptonJr

BATS/THROWS R/R
 HEIGHT/WEIGHT 6-3/185
 CONTRACT STATUS..... signed thru 2017
 M.L. SERVICE 10.126
 OPTIONS USED 2 of 3

PERSONAL:

- Melvin Emanuel Upton Jr.
- Melvin, along with brother Justin, Michael Cuddyer, David Wright and Ryan Zimmermann, have all been first round picks from the Chesapeake, VA area.
- His father Manny starred in baseball and football at Norfolk State University...Is currently an NCAA basketball referee for over 20 years and has worked the NCAA Tournament's Sweet 16...His mother, Yvonne, was a softball player and is retired from teaching physical education at Hickory High School in the Chesapeake, VA region.
- Attended the 2017 Blue Jays Winter Tour

LAST SEASON:

- Recorded his 4th career season with 20-HR/20-SB, his first since 2012...His 20 home runs were the most he has hit since 2012 (28)...16 of those 20 home runs were hit prior to the All-Star break.
- Struck out in 28.8% of his plate appearances in 2016 (155/539).
- Was acquired by TOR July 26 for cash considerations...In 57 games with the Blue Jays hit just .196 with a .578 OPS.
- Hit his 8th career postseason HR in game one of the ALDS, which snapped an 0-for-11 hitless streak...Each of his previous seven HR in the playoffs were hit in 2008...Had gone 19 postseason games without one until the ALDS.
- Recorded his first career pinch-hit in the postseason in game three of the ALDS...Is 1-for-7 as a pinch hitter in the playoffs in his career.
- Ranks fourth in stolen bases since 2008 with 263 (Rajai Davis leads with 342).
- Made his fifth playoff appearance and first since 2013 while with ATL.
- Appeared in each of Toronto's nine games in the postseason, making only two starts.

ACTIVE MLB PLAYERS WITH 300+ SB

| | |
|---------------------|------------|
| Ichiro Suzuki | 508 |
| Jose Reyes | 488 |
| Jimmy Rollins | 470 |
| Rajai Davis | 365 |
| Jacoby Ellsbury | 321 |
| Carlos Beltran | 312 |
| Melvin Upton | 300 |

Bold - career high; Red - league high

| Year | Club and League | AVG | G | AB | R | H | 2B | 3B | HR | RBI | SH-SF | HP | BB-IBB | SO | SB-CS | SLG | OBP | OPS |
|------|---------------------|------|------------|------|-----------|------------|-----|----------|-----------|-----------|-------|----|-------------|------------|--------------|------|------|-------|
| 2003 | Charleston (SAL) | .302 | 101 | 384 | 70 | 116 | 22 | 6 | 7 | 46 | 1-6 | 5 | 57-0 | 80 | 38-17 | .445 | .394 | .839 |
| | Orlando (SOU) | .276 | 29 | 105 | 14 | 29 | 8 | 0 | 1 | 16 | 2-2 | 2 | 16-0 | 25 | 2-4 | .381 | .376 | .757 |
| 2004 | Durham (INT) | .311 | 69 | 264 | 65 | 82 | 17 | 1 | 12 | 36 | 4-0 | 3 | 42-0 | 72 | 17-5 | .519 | .411 | .930 |
| | Montgomery (SOU) | .327 | 29 | 104 | 21 | 34 | 7 | 1 | 2 | 15 | 2-0 | 0 | 14-1 | 28 | 3-0 | .471 | .407 | .878 |
| | TAMPA BAY (AL) | .258 | 45 | 159 | 19 | 41 | 8 | 2 | 4 | 12 | 1-1 | 1 | 15-0 | 46 | 4-1 | .409 | .324 | .733 |
| 2005 | Durham (INT) | .303 | 139 | 545 | 98 | 165 | 36 | 6 | 18 | 74 | 1-3 | 4 | 78-1 | 127 | 44-13 | .490 | .392 | .882 |
| 2006 | Durham (INT) | .269 | 106 | 398 | 72 | 107 | 18 | 4 | 8 | 41 | 0-3 | 4 | 65-0 | 89 | 46-17 | .394 | .374 | .768 |
| | TAMPA BAY (AL) | .246 | 50 | 175 | 20 | 43 | 5 | 0 | 1 | 10 | 0-0 | 1 | 13-0 | 40 | 11-3 | .291 | .302 | .593 |
| 2007 | Durham (INT) | .429 | 2 | 7 | 1 | 3 | 0 | 0 | 1 | 1 | 0-0 | 0 | 0-0 | 1 | 0-0 | .857 | .429 | 1.286 |
| | Vero Beach (FSL) | .235 | 7 | 17 | 4 | 4 | 0 | 0 | 1 | 3 | 0-2 | 0 | 5-0 | 2 | 0-0 | .412 | .375 | .787 |
| | TAMPA BAY (AL) | .300 | 129 | 474 | 86 | 142 | 25 | 1 | 24 | 82 | 1-4 | 4 | 65-4 | 154 | 22-8 | .508 | .386 | .894 |
| 2008 | TAMPA BAY (AL) | .273 | 145 | 531 | 85 | 145 | 37 | 2 | 9 | 67 | 3-7 | 2 | 97-4 | 134 | 44-16 | .401 | .383 | .784 |
| 2009 | Charlotte (FSL) | .444 | 3 | 9 | 1 | 4 | 0 | 0 | 0 | 2 | 0-0 | 1 | 4-0 | 2 | 4-3 | .444 | .643 | 1.087 |
| | TAMPA (AL) | .241 | 144 | 560 | 79 | 135 | 33 | 4 | 11 | 55 | 3-3 | 3 | 57-0 | 152 | 42-14 | .373 | .313 | .686 |
| 2010 | TAMPA (AL) | .237 | 154 | 536 | 89 | 127 | 38 | 4 | 18 | 62 | 1-4 | 2 | 67-1 | 164 | 42-9 | .424 | .322 | .746 |
| 2011 | TAMPA BAY (AL) | .243 | 153 | 560 | 82 | 136 | 27 | 4 | 23 | 81 | 2-3 | 4 | 71-4 | 161 | 36-12 | .429 | .331 | .760 |
| 2012 | Charlotte (FSL) | .091 | 4 | 11 | 1 | 1 | 0 | 0 | 0 | 1 | 0-0 | 0 | 1-0 | 1 | 2-0 | .091 | .167 | .258 |
| | Montgomery (SOU) | .200 | 3 | 10 | 1 | 2 | 0 | 0 | 0 | 1 | 0-0 | 0 | 1-0 | 1 | 0-0 | .200 | .273 | .473 |
| | TAMPA BAY (AL) | .246 | 146 | 573 | 79 | 141 | 29 | 3 | 28 | 78 | 4-8 | 1 | 45-0 | 169 | 31-6 | .454 | .298 | .752 |
| 2013 | Gwinnett (INT) | .333 | 3 | 12 | 3 | 4 | 3 | 0 | 0 | 2 | 0-0 | 0 | 0-0 | 4 | 0-0 | .583 | .333 | .916 |
| | ATLANTA (NL) | .184 | 126 | 391 | 30 | 72 | 14 | 0 | 9 | 26 | 1-6 | 3 | 44-2 | 151 | 12-5 | .289 | .268 | .557 |
| 2014 | ATLANTA (NL) | .208 | 141 | 519 | 67 | 108 | 19 | 5 | 12 | 35 | 3-2 | 1 | 57-5 | 173 | 20-7 | .333 | .287 | .620 |
| 2015 | El Paso (PCL) | .280 | 13 | 50 | 10 | 14 | 2 | 0 | 1 | 6 | 0-0 | 0 | 4-0 | 12 | 4-0 | .380 | .333 | .713 |
| | SAN DIEGO (NL) | .259 | 87 | 205 | 23 | 53 | 12 | 4 | 5 | 17 | 2-0 | 0 | 21-2 | 62 | 9-3 | .429 | .327 | .756 |
| 2016 | SAN DIEGO (NL) | .256 | 92 | 344 | 46 | 88 | 11 | 2 | 16 | 45 | 1-3 | 2 | 23-1 | 106 | 20-5 | .439 | .304 | .743 |
| | TORONTO (AL) | .196 | 57 | 148 | 18 | 29 | 4 | 1 | 4 | 16 | 0-3 | 0 | 14-0 | 49 | 7-3 | .318 | .261 | .579 |
| | Minor Totals | .295 | 508 | 1916 | 361 | 565 | 113 | 18 | 51 | 244 | 10-16 | 19 | 287-2 | 444 | 160-59 | .453 | .389 | .842 |
| | MAJOR TOTALS | .243 | 1469 | 5175 | 723 | 1260 | 262 | 32 | 164 | 586 | 22-44 | 24 | 589-23 | 1561 | 300-92 | .402 | .321 | .723 |

BIOGRAPHIES

LAST SEASON

HISTORY

RECORDS

OPPONENTS

PLAYER DEV.

MEDIA & MISC.



WILD CARD GAME RECORD

| Year | Club and League | AVG | G | AB | R | H | 2B | 3B | HR | RBI | SH-SF | HP | BB-IBB | SO | SB-CS |
|------|-----------------|------|---|----|---|---|----|----|----|-----|-------|----|--------|----|-------|
| 2016 | TOR vs. BAL | .000 | 1 | 1 | 0 | 0 | 0 | 0 | 0 | 0 | 0-0 | 0 | 0-0 | 0 | 0-0 |

DIVISION SERIES RECORD

| Year | Club and League | AVG | G | AB | R | H | 2B | 3B | HR | RBI | SH-SF | HP | BB-IBB | SO | SB-CS |
|---------------|-----------------|------|----|----|----|----|----|----|----|-----|-------|----|--------|----|-------|
| 2008 | TB vs. CWS | .278 | 4 | 18 | 5 | 5 | 0 | 1 | 3 | 4 | 0-0 | 0 | 1-1 | 5 | 0-0 |
| 2010 | TB vs. TEX | .190 | 5 | 21 | 0 | 4 | 2 | 0 | 0 | 2 | 0-0 | 0 | 0-0 | 7 | 2-0 |
| 2011 | TB vs. TEX | .286 | 4 | 14 | 3 | 4 | 3 | 0 | 0 | 0 | 0-0 | 0 | 4-0 | 6 | 1-2 |
| 2013 | ATL vs. LAD | .000 | 3 | 3 | 1 | 0 | 0 | 0 | 0 | 0 | 0-0 | 0 | 0-0 | 3 | 0-0 |
| 2016 | TOR vs. TEX | .333 | 3 | 6 | 1 | 2 | 1 | 0 | 1 | 1 | 0-0 | 0 | 1-0 | 1 | 0-0 |
| TOTALS | | .242 | 19 | 62 | 10 | 15 | 6 | 1 | 4 | 7 | 0-0 | 0 | 6-1 | 22 | 3-2 |

LEAGUE CHAMPIONSHIP SERIES RECORD

| Year | Club and League | AVG | G | AB | R | H | 2B | 3B | HR | RBI | SH-SF | HP | BB-IBB | SO | SB-CS |
|---------------|-----------------|------|----|----|---|---|----|----|----|-----|-------|----|--------|----|-------|
| 2008 | TB vs. BOS | .321 | 7 | 28 | 8 | 9 | 1 | 0 | 4 | 11 | 0-1 | 0 | 4-0 | 7 | 2-0 |
| 2016 | TOR vs. CLE | .000 | 5 | 4 | 0 | 0 | 0 | 0 | 0 | 0 | 0-0 | 0 | 0-0 | 4 | 0-0 |
| TOTALS | | .281 | 12 | 32 | 8 | 9 | 1 | 0 | 4 | 11 | 0-1 | 0 | 4-0 | 11 | 2-0 |

WORLD SERIES RECORD

| Year | Club and League | AVG | G | AB | R | H | 2B | 3B | HR | RBI | SH-SF | HP | BB-IBB | SO | SB-CS |
|------|-----------------|------|---|----|---|---|----|----|----|-----|-------|----|--------|----|-------|
| 2008 | TB vs. PHI | .250 | 5 | 20 | 3 | 5 | 0 | 0 | 0 | 1 | 0-0 | 0 | 0-0 | 4 | 4-0 |

HOME RUN BREAKDOWN

| Total | ONE GAME | | | | | | | | | | | | |
|-------|----------|----|---|---|---|----|----|----|----|----|-----|-----|--|
| | H | A | 2 | 3 | 4 | GS | LO | XN | IP | PH | RHP | LHP | |
| 164 | 82 | 82 | 8 | 1 | 0 | 1 | 11 | 2 | 0 | 1 | 119 | 45 | |

TRANSACTIONS

- Selected by the Tampa Bay Rays in the 1st round (2nd overall) of the 2002 First-Year Player Draft
- On disabled list (strained left quadriceps) from June 9-July 13, 2007
- On disabled list (recovery from left shoulder surgery) from March 27-April 13, 2009
- On disabled list (lower back strain) from March 26 - April 20, 2012
- Signed by the Atlanta Braves on November 29, 2012
- On disabled list (right abductor strain) from July 13-August 3, 2013
- On disabled list (Sesamoiditis, left foot) from March 27-June 8, 2015
- Traded to the San Diego Padres along with RHP Craig Kimbrel in exchange for RHP Matt Wisler, OF Cameron Maybin, OF Carlos Quentin, OF Jordan Paroubeck and 2015 competitive balance pick #41 on April 5, 2015
- Traded to the Toronto Blue Jays in exchange for RHP Hansel Rodriguez on July 26, 2016

GAME HIGHS

| | | | |
|------------------|---------------------------|-------------------------------|------------------------------------|
| ML Debut | Aug 2, 2004 | Stolen Bases | 3 - 2x, last: Aug. 10, 2016 vs. TB |
| Runs | 4 - Sept. 22, 2011 at NYY | Last ML Home Run | Sept. 10, 2016 vs. BOS |
| Hits | 5 - Oct. 2, 2009 vs. NYY | Longest Hitting Streak | 11G, June 24-July 5, 2014 |
| Home Runs | 3 - Sept. 9, 2012 vs. TEX | Longest Hitless Streak | 25AB - Aug. 9-22, 2013 |
| RBI | 6 - Oct. 2, 2009 vs. NYY | | |

MILESTONES

| Category | Date | Opponent | Pitcher | Notes |
|-----------------------------|---------------------|---------------------|------------------------------------|----------------------------|
| Game | 1000 May 12, 2013 | at San Francisco | -- | as CF |
| Hit | 1 Aug. 2, 2004 | Boston | Wakefield | Single |
| | 1000 April 26, 2014 | Cincinnati | Leake | Single |
| Hit For Cycle | 1 Oct. 2, 2009 | New York (AL) | -- | 5-6 (3B,2B,HR,1B,1B), 6RBI |
| Home Run | 1 Aug. 17, 2004 | Los Angeles (AL) | Escobar | 1R |
| | 100 Aug. 3, 2012 | Baltimore | Hunter | 1R |
| Multi-Homer Game (9) | 9 July 8, 2016 | at Los Angeles (NL) | Kazmir, Coleman | 2R, 1R |
| Grand Slam HR | 1 Sept. 11, 2011 | vs. Boston | Albers | 5th inning |
| Leadoff HR (11) | 11 July 7, 2016 | at Los Angeles (NL) | Ryu | --- |
| RBI | 1 Aug. 8, 2004 | Seattle | Moyer | Single |
| Stolen Base | 1 Sept. 6, 2004 | at New York (AL) | Hernandez | 2nd base |
| | 100 June 12, 2009 | Washington | C-Posada Stammen | 2nd base |
| | 200 Sept. 27, 2011 | New York (AL) | C-Bard Soriano | 2nd base |
| | 300 Oct. 1, 2016 | at Boston | C-Martin Rodriguez C-Vazquez | 2nd base |



PROFESSIONAL CAREER:

- His 300 stolen bases rank 5th among active players.
- Played in 87 games for the Padres after being acquired just before the start of the season on April 5, 2015 in a six-player trade with the Braves...Began the season on the 15-day disabled list with a left foot injury.
- Tied for the team lead with 20 stolen bases (with Jason Heyward) in 2014 while with ATL...Had a career-best 11-game hitting streak from June 24-July 5 (.283, 13-for-46).
- Teamed with his brother, Justin, on Sept. 27 at PHI, homered in the same game for the third time in 2014 and the sixth time in their careers...They own the Major League record for the most times brother teammates have homered in a game... Each brother also had an outfield assist in the game...According to the Elias Sports Bureau, it marked the first time in Major League history that a pair of brother teammates both homered and had an outfield assist in the same game.
- His 173 strikeouts in 2014 established the Braves single-season franchise mark, passing Dan Uggla's 171 in 2013.
- Teamed with brother Justin Upton homering in back-to-back at-bats on April 23, 2013 (GM2) at COL...Marked the 27th time in MLB history brother teammates have done so, and just the second time in MLB history brothers have gone back-to-back in the same game.
- The two brothers teamed up to each homer in the 9th inning April 6, 2013 (B.J. tied the game at 5-5 and Justin's was the game-winner) marking the first time in their career the brothers homered in the same game and inning...The duo became the fourth pair of brothers in MLB history to homer as teammates in the same inning.
- Led Tampa Bay in 2012 with 28 home runs (a career high), 78 RBI and 31 SB (tied Desmond Jennings)...Became the first player to lead the Rays in homers and steals in the same season and has the only three 20-HR, 20-SB seasons in Rays history (2007, 2011, 2012).
- After the All-Star break in 2012, ranked tied for third in the majors in both home runs (21) and extra-base hits (40)...From Aug. 11 through season's end, he led the majors with 18 HR in 50 games played...He also led the majors with 12 HR in September, tied for 2nd most of any month in club history (Carlos Peña, 13 HR in September 2007 and 12 HR in August 2009).
- Hit his 100th career home run on Aug. 3, 2012 vs. BAL, becoming the eighth player in Major League history to reach 100 HR and 200 SB before age 28...He joined Rickey Henderson, Cesar Cedeño, Barry Bonds, Bobby Bonds, Eric Davis, Lloyd Moseby and Hanley Ramirez.
- His 100th career homer came less than an hour after his brother, then 24-year-old ARI Justin Upton, hit his 100th at PHI. The Uptons became the youngest set of brothers in major league history to reach 100 HR, and only the sixth set of brothers all-time. They were the first to reach the milestone in the same season, let alone the same day.
- Recorded 23 HR and 36 SB in 2011, one of five major leaguers with 20 HR and 30 SB joining BOS Jacoby Ellsbury, LAD Matt Kemp, TEX Ian Kinsler and MIL Ryan Braun.
- He and brother, ARI Justin Upton, became the first brothers in Major League history to have 20 HR and 20 SB in the same season... Justin totaled 31 HR and 21 SB in 2011...They reached the milestone when Melvin hit his 20th homer on Sept. 11 vs. BOS, also his first career grand slam...He and Justin combined for 54 HR, tied for 5th most by any brothers in one season in Major League history.
- Became just the fifth center fielder in AL history to reach 60 extra-base hits and 40 steals in one season (2010), joining DET Ty Cobb (1911-12, 1917), BOS Tris Speaker (1913-14), NYY Rickey Henderson (1986) and KC Johnny Damon (2000)...He and Carl Crawford were the only major leaguers to do it in 2010 and the first set of teammates to ever do it.
- Became the first player since HOU Jeff Bagwell in 2001 to hit for a cycle and steal home in the same season...On Oct 2, 2009 vs. NYY he became the first Ray to hit for the cycle as he went 5-for-6 with 6 RBI in the Rays 13-4 win...Reached the cycle in the 5th inning, the quickest cycle since COL Mike Lansing did it in 4 innings on June 18, 2000 vs. ARI...Since 1954, no AL player has done it as quickly.
- Along with Carl Crawford, became the first AL teammates to combine for 100 steals since the 1997 Tigers (Brian Hunter and Damian Easley) in 2009.
- In 2008, his first full MLB season, finished 2nd in the American League with 44 stolen bases (behind Boston's Jacoby Ellsbury, 50)...Joined Carl Crawford (5 times) as the only Ray to steal 40 or more bases in a season.
- Drew a team-high 97 walks on the season, 4th in the AL and 2nd-most in franchise history (Carlos Peña's 103 in 2007)... Became the youngest AL player since Frank Thomas (138 BB in 1991) to draw that many walks...The only other ML player to do this as a center fielder was Mickey Mantle (2x, 1954-55).
- Slugged 7 home runs in 2008 playoffs to tie an American League record for a single postseason, matching ANA Troy Glaus (2002).
- In 2007 became the first Ray to reach 20 homers and 20 steals, one of only 12 players all-time to do it at his age or younger ... Joined Alex Rodriguez, Andruw Jones, Orlando Cepeda, Darryl Strawberry, Barry Bonds, Cesar Cedeño, Grady Sizemore, Carlos Beltran, Willie Davis, Ellis Burks and Vada Pinson...Is one of only 5 players all-time to hit .300 with 20 homers and 20 steals in one season at his age or younger.
- Recalled by the Devil Rays from AAA Durham on August 1 and at 19 years, 11 months, 10 days became the youngest player in the majors in 2004 and the youngest Ray ever.
- First ML HR was Aug. 17 vs. ANA (Escobar) - came in his 39th ML at-bat...Became the first teenager to homer in a major league game since LA's Adrian Beltre April 6, 1999 off Arizona's Todd Stottlemyre...Homered off the Yankees' Brad Halsey at NY Sep 9 becoming the youngest player to hit a home run at Yankee Stadium since Ken Griffey Jr. did it as a 19-year-old on May 30, 1989.
- Made his **ML debut** Aug 2 vs. Boston starting as the DH.





URENA RICHARD

15

INFIELDER

BIRTHDATE February 26, 1996
 OPENING DAY AGE 21
 BIRTHPLACE San Francisco De Macoris, DR
 RESIDENCE San Francisco De Macoris, DR
 TWITTER NA

BATS/THROWS L/R
 HEIGHT/WEIGHT 6-0/185
 CONTRACT STATUS signed thru 2017
 M.L. SERVICE 0.000
 OPTIONS USED 0 of 3

PERSONAL:

- Richard Ureña Castillo.
- Ranked 4th in Major League Baseball's 2017 Top 30 Blue Jays prospects list, and 94th on the Top 100 MLB prospects list.
- On July 27, 2016, ranked 91st on MLB's Top 100 Prospects list, and was named the Blue Jays top prospect.
- Signed as an international free agent by the Blue Jays in 2012

LAST SEASON:

- Was invited to Major League spring training on January 12...Later reassigned to minor league camp on March 12.
- He was assigned to the Dunedin Blue Jays to open the minor league season.
- Recorded his first career five-hit game on July 9 which gave him 91 hits on the season, raising his batting average to .292 and tying him with Scott Kingery for first place in the Florida State League.
- Promoted to the Double-A New Hampshire Fisher Cats on Aug. 3, and had three hits in his debut that day.
- On Aug. 10, hit three triples against the Bowie Baysox, which set a Fisher Cats single-game record.
- The Blue Jays added him to their 40-man roster following the season for Rule 5 draft protection.

Bold – career high; Red – league high

| Year | Club and League | AVG | G | AB | R | H | 2B | 3B | HR | RBI | SH-SF | HP | BB-IBB | SO | SB-CS | SLG | OBP | OPS |
|---------------------|---------------------|------|-----|------|-----|-----|----|----|----|-----|-------|----|--------|-----|-------|------|------|------|
| 2013 | DSL (DSL) | .296 | 64 | 243 | 45 | 72 | 19 | 2 | 1 | 35 | 2-1 | 4 | 30-0 | 43 | 9-5 | .403 | .381 | .784 |
| | BlueJays (GCL) | .333 | 7 | 27 | 3 | 9 | 2 | 0 | 0 | 3 | 1-0 | 0 | 3-0 | 6 | 0-0 | .407 | .400 | .807 |
| 2014 | Bluefield (Appy) | .318 | 53 | 217 | 35 | 69 | 15 | 2 | 2 | 20 | 2-1 | 0 | 16-0 | 51 | 5-4 | .433 | .363 | .796 |
| | Vancouver (NOR) | .242 | 9 | 33 | 3 | 8 | 2 | 1 | 0 | 5 | 0-1 | 0 | 3-0 | 5 | 1-0 | .364 | .297 | .661 |
| 2015 | Dunedin (FSL) | .250 | 30 | 124 | 9 | 31 | 3 | 1 | 1 | 8 | 1-0 | 0 | 3-0 | 26 | 3-1 | .315 | .268 | .583 |
| | Lansing (Mid) | .266 | 91 | 384 | 62 | 102 | 13 | 4 | 15 | 58 | 3-6 | 2 | 13-0 | 84 | 5-5 | .438 | .289 | .727 |
| 2016 | Dunedin (FSL) | .305 | 97 | 394 | 52 | 120 | 18 | 7 | 8 | 41 | 6-2 | 4 | 25-2 | 64 | 9-6 | .447 | .351 | .798 |
| | New Hampshire (EAS) | .266 | 30 | 124 | 14 | 33 | 6 | 5 | 0 | 18 | 1-3 | 0 | 4-0 | 19 | 0-2 | .395 | .282 | .677 |
| Minor Totals | | .287 | 381 | 1546 | 223 | 444 | 78 | 22 | 27 | 188 | 16-14 | 10 | 97-2 | 298 | 32-23 | .418 | .331 | .749 |

TRANSACTIONS

- Signed by the Toronto Blue Jays on July 3, 2012

PROFESSIONAL CAREER:

- Was named as a 2015 Midwest League All-Star, going 1-for-2 with a run coming off of the bench.
- His 15 home runs in 2015 were most on Lansing while ranking 3rd in the Midwest League despite playing in only 91 games.
- Was selected as the 2014 Webster Award winner for Bluefield...In 53 games that season he hit .318/.363/.433/.796 with 15 doubles, two triples, two home runs, 35 runs scored, 20 RBI with five stolen bases.
- Was named as a 2014 Post-Season All-Star in the Appalachian League after finishing T-4th in the league in hits (69), fifth in average (.318), T-7th in doubles (15) and T-9th in total bases (94).
- Had a career-high 25-game hitting streak July 4-August 2, 2014, posting a .361 average (39-108) over those contests with a .410 OBP and .920 OPS.





2016 SEASON IN REVIEW

J.A. HAPP

2016 TORONTO BLUE JAYS SEASON IN REVIEW

BIographies

LAST SEASON

HISTORY

RECORDS

OPPONENTS

PLAYER DEV.

MEDIA & MISC.

2016 AT A GLANCE

| | |
|-------------------------------------|--|
| Record | 89-73, T-2nd, 4.0 GB |
| Pre All-Star/Post All-Star | 51-40/38-33 |
| Come From Behind Wins | 34 |
| Last Shutout by Blue Jays | 3-0, Sept. 24, 2016 vs. NYY |
| Last Shutout by Opponent | 4-0, Sept. 29 vs. BAL Under JOHN GIBBONS |
| Vs. RHS/LHS | 65-53/24-20 |
| Blue Jays/Opponents scoring first | 64-29/25-44 |
| GMS decided in final AB/Walk-Off | 10-20/6-8 |
| 1-Run Games | 21-25 |
| Franchise record | 3167-3188 |
| Home/Road | 46-35/43-38 |
| April/May/June/July/Aug/Sept-Oct... | |
| 11-14/17-12/15-12/16-8/17-11/13-16 | |
| Series Record/Home/Road | 27-20-5/14-10-3/13-10-3 |
| Series Openers/Finales | 28-24/30-22 |
| After 7.0, Ahead/Tied/Trailing | 69-9/14-9/6-55 |
| After 8.0, Ahead/Tied/Trailing | 79-4/9-6/1-63 |
| Extra-Inning Games/Home/Road | 4-9/3-1-6 |

2016 AT ROGERS CENTRE

| | |
|-----------------------------------|---------------------------------|
| Home Attendance (Total & Average) | 3,392,099/41,878 |
| Sellouts (2016) | 39 |
| Blue Jays HR Dome Open/Cld | 72/35 |
| Opponents HR Dome Open/Cld | 62/34 |
| W/L, 2016 open/closed/other | 34-16/11-18/1-1 |
| All-time/open/closed/other | 1208-1000/660-555/475-398/70-47 |

AND THAT'S A WRAP:

- In 2016, the Jays won the top wild-card position after going 89-73...Represented it's 7th post-season in franchise history (1985, 1989, 1991, 1992, 1993, 2015 & 2016)...It marked just the 2nd time in club history to earn consecutive trips to the ALCS (1992-93)...Defeated the Orioles at Rogers Centre in the wild-card game on Tuesday, Oct. 4 after Edwin Encarnacion hit a game-winning walkoff 3R-HR in the 11th inning...TOR won the Division Series 3-0 over TEX for their 1st ever postseason sweep...Fell to the Cleveland Indians, 3-1, in the ALCS.

POST-SEASON EXPERIENCE

| | | |
|------|-------|---|
| 2016 | 89-73 | 1st Wild-Card (lost in ALCS vs. CLE) |
| 2015 | 93-69 | Won Division (lost in ALCS vs. KC) |
| 1993 | 95-67 | Won Division (won World Series vs. PHI) |
| 1992 | 96-66 | Won Division (won World Series vs. ATL) |
| 1991 | 91-71 | Won Division (lost in ALCS vs. MIN) |
| 1989 | 89-73 | Won Division (lost in ALCS vs. OAK) |
| 1985 | 99-62 | Won Division (lost in ALCS vs. KC) |

HIGHEST WIN% IN ML

| | |
|------------------|---------------------|
| CUBS | .640 (103-58) |
| RANGERS | .586 (95-67) |
| NATIONALS | .586 (95-67) |
| INDIANS | .584 (94-67) |
| RED SOX | .574 (93-69) |
| DODGERS | .562 (91-71) |
| BLUE JAYS | .549 (89-73) |

ON THE HOMEFRONT:

- Finished the season with a 46-35 (.568) record at Rogers Centre...It represented their 3rd straight winning season at home & have done so in 11 of their last 12 seasons dating back to 2005...Josh Donaldson led the club & ranked T-4th in the AL with 21-HR at home...Only he & David Ortiz finished the season with an OPS of more than

1.000 points at home (Ortiz-1.108 & Donaldson-1.004)... Among AL pitchers at home, J.A. Happ ranked 2nd in wins (11) & 3rd in ERA (2.90)...Marco Estrada ranked 2nd in opp. AVG (.213) & Marcus Stroman was 3rd in HR/9 (0.69).

- Drew 3,392,099 in attendance for an average of 41,878 which represented the most in the AL & 3rd in the Majors (LAD - 45,720 & STL - 42,525)...It was the 7th highest AVG attendance in club history & most since 1994 (49,287)...The 3,392,099 total attendance ranked as their 5th largest in franchise history, most since 1993 (4,057,947)...Recorded 39 sellout crowds this season.

ON THE ROAD:

- Finished the year with a 43-38 (.531) record on the road...It was T-8th highest win % in club history, best mark since 2003 (.556, 45-36) which was the last time TOR had posted a winning record away from home...The .531 win % ranked 2nd in the AL (BOS-.568) & T-5th in the ML (STL-.593)...Hit 114-HR on the road, T-2nd most in club history (116 in 1999 & 114 in 1987) & ranked T-2nd in the AL (BAL-122).
- The pitching staff posted a 3.47 ERA on the road which represented the best mark in all of baseball (CHC rank 2nd at 3.60)...Is the 3rd lowest mark in franchise history (3.07 in 1981 & 3.16 in 1991)...It marked the 2nd time TOR led the Majors in lowest ERA on the road (last: 3.07 in 1981) - 3rd time to lead the AL (3.89 in 2008 & 3.16 in 1991)...Aaron Sanchez ranked 3rd in the AL with a 2.48 ERA on the road (Tanaka-2.34 & Hamels-2.40)...Lowest ERA by any TOR player on the road since Roy Halladay in 2005 (2.09).

HOW WE STACKED UP:

- Scored 4.69 runs/game which ranked 5th in the AL & had a run differential of +93 - 3rd highest in the AL (5th in ML)...Finished 3rd in the AL with 221-HR (BAL-253, SEA-223), 4th most in club history (257 in 2010, 244 in 2000, 232 in 2015)...Led the AL & ranked 2nd in the Majors with 632-BB (CHC-656) & represented the most in franchise history (previous: 588-BB in 1993).

AL OFFENSIVE RANK BY MONTH, TOR

| | | | |
|---------|-----------------|----------------|----------------|
| APRIL | 4.00 R/G (7th) | 29-HR (T-3rd) | .709 OPS (7th) |
| MAY | 4.31 R/G (12th) | 40-HR (4th) | .737 OPS (9th) |
| JUNE | 5.85 R/G (2nd) | 47-HR (2nd) | .837 OPS (2nd) |
| JULY | 5.63 R/G (2nd) | 33-HR (T-4th) | .786 OPS (4th) |
| AUG | 4.82 R/G (5th) | 47-HR (2nd) | .770 OPS (6th) |
| SEP/OCT | 3.66 R/G (15th) | 25-HR (T-13th) | .693 (14th) |

* In 2015, the Jays led the ML with 5.50 R/G - NYY next closest at 4.72.

STARTING STRONG:

- Toronto's starting staff led the AL in ERA (3.64), Opp. Avg. (.236), Opp. OPS (.688), WHIP (1.22), H/9 (8.03), HR/9 (1.08), QS (100)...The 100-QS are a franchise high (previous: 93 in 1998)...The 3.64 ERA is 3rd highest in club history (3.32 in 1985 & 3.49 in 1991)...TOR was the **only AL team this year with a starters ERA under 4.00** - next closest team is CLE at 4.08.
- Became 1st team in ML history to lead the league in starters' innings pitched without the aid of a complete game... 1st time TOR did not have a single CG in a season (previous lowest: 3-CG in 2014).
- TOR starters held the opp. to **3-ER or less in 24** of their last 29 games of the season...Moreover, held the opp. to **1-ER or less in 12** of their last 17G (1.61 ERA, .200 AVG, 4-HR/106.0 IP).



LOWEST OPPONENTS BATTING AVG, 2016 AL

| | |
|----------------------|-------------|
| Marco Estrada | .203 |
| Justin Verlander | .207 |
| Corey Kluber | .216 |
| Aaron Sanchez | .224 |
| Chris Sale | .227 |

* TOR are only AL team to have 3 pitchers in top 10 in this category as **J.A. Happ** ranks **7th** at **.231**

HIGHEST WIN % IN ML, 2016 (MIN. 30-GS)

| | |
|----------------------|---------------------------|
| Aaron Sanchez | .882 (15-2, 30-GS) |
| Rick Porcello | .846 (22-4, 33-GS) |
| JA Happ | .833 (20-4, 32-GS) |
| Jon Lester | .792 (19-5, 32-GS) |
| Johnny Cueto | .783 (18-5, 32-GS) |

* Aaron Sanchez & JA Happ rank 1 & 2 respectively for highest win % in a single season in franchise history.

KING OF THE HILL

- Aaron Sanchez led the American League in ERA at 3.00 (Justin Verlander next closest at 3.04)...Became the 5th different TOR pitcher to lead the AL in ERA – joining Roger Clemens-2x, Dave Stieb, Juan Guzman & Jimmy Key.

PITCHER ERA TITLES, CLUB HISTORY

| | | |
|----------------------|-------------|-------------|
| Aaron Sanchez | 3.00 | 2016 |
| Roger Clemens | 2.65 | 1998 |
| Roger Clemens | 2.05 | 1997 |
| Juan Guzman | 2.93 | 1996 |
| Jimmy Key | 2.76 | 1986 |
| Dave Stieb | 2.48 | 1985 |

DID YOU KNOW?

- The last pitcher to lead his league in ERA at Sanchez's age or younger (24 years, 93 days at the end of the 2016) is Clayton Kershaw (23 years, 193 days at the end 2011)...The last AL pitcher was Roger Clemens (24 years, 62 days old at the end of the 1986).

WINNING WAYS:

- J.A. Happ was one of just three pitchers to finish the year with 20 wins (Rick Porcello-22, Max Scherzer-20)...Happ became the 6th different 20-game winner in club history (8th time) – joining Roy Halladay (2x), Roger Clemens (2x), Jack Morris, Pat Hentgen & David Wells to accomplish that feat...It marked the 2nd time that a LHP has recorded 20 wins in a season (David Wells-20 in 2000).

YARD WORK:

- Edwin Encarnacion ranked T-3rd in the ML with 42-HR & T-2nd in RBI with 127 (Arenado-133)...His 127 RBI are a career-high & 5th most in club history & most since Carlos Delgado had a club-high 145 in 2003...His 42-HR matches his career best (2nd time, last 2012) & are T-6th highest in a season in team history...In fact, the last time a Jay hit that many HR was Edwin in 2012...Became 3rd player in club history with multiple 40+HR seasons (Delgado-3x, Bautista-3x).
- Is only 3rd player in club history to record 4 seasons of 35+HR/100+RBI (4th time) - joining Delgado (5x) & Bautista (4x)...3rd player in team history to record at least 42-HR/127-RBI in same season – 4th time (Delgado-2x in '99 & '03 & George Bell in '87).
- Only Chris Davis (197) has hit more HR than Encarnacion (193) since the 2012 season.



2016 SEASON HIGHS & LOWS

BIOGRAPHIES

LAST SEASON

HISTORY

RECORDS

OPPONENTS

PLAYER DEV.

MEDIA & MISC.

TEAM – GAME (BATTING)

| | |
|--|--|
| Most At-Bats: | 65, vs. Cleveland, July 1 (19 innings) |
| Most At-Bats (9-inning games): | 44, at Philadelphia, June 16 |
| Most Plate Appearances: | 75, vs. Cleveland, July 1 (19 innings) |
| Most Plate Appearances (9-inning games): | 54, at Colorado, June 28 |
| Most Runs: | 17, vs. Cleveland, July 3 |
| Most Hits: | 18, at Colorado, June 28 |
| | 18, vs. Cleveland, July 3 |
| Most Doubles: | 7, vs. Baltimore, June 12 |
| Most Triples: | 2, at Detroit, June 8 |
| Most Home Runs: | 5, at Philadelphia, June 16 |
| | 5, at Baltimore, June 17 |
| Most Extra-Base Hits: | 9, vs. Baltimore, June 12 |
| Most Total Bases: | 35, at Philadelphia, June 16 |
| Most Runs Batted In: | 17, vs. Cleveland, July 3 |
| Most Stolen Bases: | 4, at Seattle, September 19 |
| Most Caught Stealing: | 2, at Tampa Bay, May 1 |
| | 2, vs. Kansas City, July 5 |
| Most Walks: | 10, vs. Cleveland, July 3 |
| Most Strikeouts: | 22, at Houston, August 1 (14 innings) |
| Most Strikeouts (9-inning games): | 17, vs. Cleveland, June 30 |
| Most Sac Hits: | 3, at Colorado, June 28 |
| Most Sac Flies: | 4, vs. Baltimore, June 11 |
| Most Hit-By-Pitch: | 2, done 10 times. |
| Most GDP: | 5, at Boston, April 18 |

TEAM – GAME (PITCHING)

| | |
|--|--|
| Most Innings Pitched: | 19.0, vs. Cleveland, July 1 (19 innings) |
| Most Hits Allowed: | 19, at Baltimore, June 19 |
| | 19, vs. Seattle, July 23 |
| Most Batters Faced: | 76, vs. Cleveland, July 1 (19 innings) |
| Most Batters Faced (9-inning games): | 49, vs. Boston, September 9 |
| Most Runs Allowed: | 14, vs. Seattle, July 23 |
| Most Earned Runs: | 14, vs. Seattle, July 23 |
| Most Home Runs Allowed: | 7, at Chicago (A.L.), June 25 |
| Most Walks Allowed: | 8, vs. Boston, May 29 (11 innings) |
| Most Walks Allowed (9-inning games): | 7, vs. San Diego, July 27 |
| | 7, at New York (A.L.), August 15 |
| | 7, vs. Tampa Bay, September 13 |
| Most Strikeouts: | 18, at Houston, August 1 (14 innings) |
| Most Strikeouts (9-inning games): | 15, vs. Baltimore, June 12 |
| Most Hit-By-Pitch: | 2, done 8 times. |



INDIVIDUAL – GAME (BATTING)

| | |
|--|--|
| Most At-Bats: | 8, Darwin Barney, vs. Cleveland, July 1 (19 innings) 8, Kevin Pillar, vs. Cleveland, July 1 (19 innings) |
| Most At-Bats (9-inning games): | 6, Kevin Pillar, at Colorado, June 28 6, Justin Smoak, vs. Cleveland, July 3 |
| Most Plate Appearances: | 9, Ezequiel Carrera, vs. Cleveland, July 1 (19 innings) 9, Josh Donaldson, vs. Cleveland, July 1 (19 innings) |
| Most Plate Appearances (9-inning games): | 6, done 15 times. |
| Most Runs: | 4, Josh Donaldson, vs. Cleveland, July 3 4, Josh Donaldson, vs. Kansas City, July 5 |
| Most Hits: | 4, Ezequiel Carrera, vs. Oakland, April 23 4, Josh Donaldson, at San Francisco, May 11 (13 innings) 4, Josh Donaldson, vs. Boston, May 27 4, Josh Donaldson, vs. Cleveland, July 3 4, Devon Travis, vs. Tampa Bay, August 8 4, Troy Tulowitzki, at New York (A.L.), August 16 |
| Most Doubles: | 2, done 23 times. |
| Most Triples: | 1, done 18 times. |
| Most Home Runs: | 3, Michael Saunders, at Baltimore, June 17 3, Josh Donaldson, vs. Minnesota, August 28 |
| Most Extra-Base Hits: | 3, done 7 times. |
| Most Total Bases: | 12, Michael Saunders, at Baltimore, June 17 12, Josh Donaldson, vs. Minnesota, August 28 |
| Most Runs Batted In: | 8, Michael Saunders, at Baltimore, June 17 |
| Most Stolen Bases: | 3, Melvin Upton Jr., vs. Tampa Bay, August 10 |
| Most Caught Stealing: | 1, done 24 times. |
| Most Walks: | 3, done 10 times. |
| Most Strikeouts: | 5, Michael Saunders, vs. Cleveland, July 1 (19 innings) |
| Most Strikeouts (9-inning games): | 4, done 6 times. |
| Most Sac Hits: | 2, J.A. Happ, at Colorado, June 28 |
| Most Sac Flies: | 1, done 40 times. |
| Most Hit-By-Pitch: | 2, Russell Martin, at Philadelphia, June 15 |
| Most GDP: | 3, Jose Bautista, at Boston, April 18 |

INDIVIDUAL – GAME (PITCHING)

| | |
|---|---|
| Most Innings Pitched: | 8.2, J.A. Happ, at San Francisco, May 10 |
| Most Hits Allowed: | 13, Marcus Stroman, vs. Tampa Bay, May 17 |
| Most Batters Faced: | 32, Marcus Stroman, at Tampa Bay, April 3 32, J.A. Happ, at San Francisco, May 10 32, Marcus Stroman, vs. Baltimore, September 29 |
| Most Runs Allowed: | 8, J.A. Happ, vs. Tampa Bay, May 16 |
| Most Earned Runs: | 8, J.A. Happ, vs. Tampa Bay, May 16 |
| Most Home Runs: | 4, Aaron Sanchez, vs. Baltimore, June 12 4, R.A. Dickey, at Chicago (A.L.), June 25 |
| Most Walks: | 5, done 4 times. |
| Most Strikeouts: | 13, Marcus Stroman, at Houston, August 1 (14 innings) |
| Most Strikeouts (9-inning games): | 11, J.A. Happ, vs. Cleveland, July 3 11, J.A. Happ, vs. Baltimore, July 30 |
| Most Hit-By-Pitch: | 2, done 5 times. |



2016 MAJOR LEAGUE STANDINGS

BIOGRAPHIES

LAST SEASON

HISTORY

RECORDS

OPPONENTS

PLAYER DEV.

MEDIA & MISC.

| A.L. EAST | WON | LOST | PCT. | GB | LAST 10 GAMES | STREAK | HOME | ROAD | vs EAST | vs CENT | vs WEST | vs N.L. |
|-----------|-----|------|------|------|---------------|--------|-------|-------|---------|---------|---------|---------|
| * BOSTON | 93 | 69 | .574 | - | 5-5 | LOST 2 | 47-34 | 46-35 | 43-33 | 15-18 | 21-12 | 14-6 |
| BALTIMORE | 89 | 73 | .549 | 4.0 | 7-3 | WON 1 | 50-31 | 39-42 | 40-36 | 23-9 | 12-22 | 14-6 |
| TORONTO | 89 | 73 | .549 | 4.0 | 6-4 | WON 2 | 46-35 | 43-38 | 40-36 | 18-15 | 18-15 | 13-7 |
| NEW YORK | 84 | 78 | .519 | 9.0 | 5-5 | LOST 1 | 48-33 | 36-45 | 35-41 | 21-12 | 20-13 | 8-12 |
| TAMPA BAY | 68 | 94 | .420 | 25.0 | 3-7 | WON 2 | 36-45 | 32-49 | 32-44 | 11-23 | 15-17 | 10-10 |

| A.L. CENTRAL | WON | LOST | PCT. | GB | LAST 10 GAMES | STREAK | HOME | ROAD | vs EAST | vs CENT | vs WEST | vs N.L. |
|--------------|-----|------|------|------|---------------|--------|-------|-------|---------|---------|---------|---------|
| * CLEVELAND | 94 | 67 | .584 | - | 6-4 | WON 3 | 53-28 | 41-39 | 14-18 | 49-26 | 18-16 | 13-7 |
| DETROIT | 86 | 75 | .534 | 8.0 | 5-5 | LOST 2 | 45-35 | 41-40 | 19-15 | 38-37 | 16-16 | 13-7 |
| KANSAS CITY | 81 | 81 | .500 | 13.5 | 4-6 | LOST 4 | 47-34 | 34-47 | 15-17 | 46-30 | 10-24 | 10-10 |
| CHICAGO | 78 | 84 | .481 | 16.5 | 6-4 | LOST 2 | 45-36 | 33-48 | 19-14 | 32-44 | 18-15 | 9-11 |
| MINNESOTA | 59 | 103 | .364 | 35.5 | 4-6 | WON 2 | 30-51 | 29-52 | 10-24 | 24-52 | 17-15 | 8-12 |

| A.L. WEST | WON | LOST | PCT. | GB | LAST 10 GAMES | STREAK | HOME | ROAD | vs EAST | vs CENT | vs WEST | vs N.L. |
|-------------|-----|------|------|------|---------------|--------|-------|-------|---------|---------|---------|---------|
| * TEXAS | 95 | 67 | .586 | - | 5-5 | LOST 2 | 53-28 | 42-39 | 16-17 | 19-14 | 47-29 | 13-7 |
| SEATTLE | 86 | 76 | .531 | 9.0 | 6-4 | LOST 2 | 44-37 | 42-39 | 19-13 | 16-18 | 38-38 | 13-7 |
| HOUSTON | 84 | 78 | .519 | 11.0 | 3-7 | LOST 1 | 43-38 | 41-40 | 15-18 | 17-16 | 41-35 | 11-9 |
| LOS ANGELES | 74 | 88 | .457 | 21.0 | 8-2 | WON 1 | 40-41 | 34-47 | 13-21 | 17-15 | 35-41 | 9-11 |
| OAKLAND | 69 | 93 | .426 | 26.0 | 3-7 | WON 2 | 34-47 | 35-46 | 16-17 | 17-16 | 29-47 | 7-13 |

| N.L. EAST | WON | LOST | PCT. | GB | LAST 10 GAMES | STREAK | HOME | ROAD | vs EAST | vs CENT | vs WEST | vs A.L. |
|--------------|-----|------|------|------|---------------|--------|-------|-------|---------|---------|---------|---------|
| * NEW YORK | 90 | 72 | .556 | — | 5-5 | WON 1 | 49-32 | 41-40 | 47-29 | 13-20 | 21-12 | 9-11 |
| WASHINGTON | 83 | 79 | .512 | 7.0 | 5-5 | LOST 1 | 46-35 | 37-44 | 44-32 | 14-19 | 17-16 | 8-12 |
| MIAMI | 71 | 91 | .438 | 19.0 | 6-4 | LOST 1 | 41-40 | 30-51 | 35-41 | 13-19 | 16-18 | 7-13 |
| ATLANTA | 67 | 95 | .414 | 23.0 | 6-4 | WON 3 | 42-39 | 25-56 | 34-42 | 15-18 | 12-21 | 6-14 |
| PHILADELPHIA | 63 | 99 | .389 | 27.0 | 6-4 | WON 1 | 37-44 | 26-55 | 30-46 | 11-23 | 14-18 | 8-12 |

| N.L. CENTRAL | WON | LOST | PCT. | GB | LAST 10 GAMES | STREAK | HOME | ROAD | vs EAST | vs CENT | vs WEST | vs A.L. |
|--------------|-----|------|------|------|---------------|--------|-------|-------|---------|---------|---------|---------|
| * CHICAGO | 103 | 58 | .640 | - | 7-3 | WON 1 | 57-24 | 46-34 | 19-14 | 50-25 | 19-14 | 15-5 |
| ST. LOUIS | 86 | 76 | .531 | 17.5 | 6-4 | WON 4 | 38-43 | 48-33 | 17-16 | 42-34 | 19-14 | 8-12 |
| PITTSBURGH | 78 | 83 | .484 | 25.0 | 2-8 | LOST 4 | 38-43 | 40-40 | 14-19 | 33-42 | 22-11 | 9-11 |
| MILWAUKEE | 73 | 89 | .451 | 30.5 | 5-5 | WON 2 | 41-40 | 32-49 | 16-17 | 31-45 | 15-18 | 11-9 |
| CINCINNATI | 68 | 94 | .420 | 35.5 | 5-5 | LOST 1 | 38-43 | 30-51 | 14-19 | 33-43 | 16-17 | 5-15 |

| N.L. WEST | WON | LOST | PCT. | GB | LAST 10 GAMES | STREAK | HOME | ROAD | vs EAST | vs CENT | vs WEST | vs A.L. |
|---------------|-----|------|------|------|---------------|--------|-------|-------|---------|---------|---------|---------|
| * LOS ANGELES | 91 | 71 | .562 | - | 5-5 | LOST 3 | 53-28 | 38-43 | 19-13 | 19-15 | 43-33 | 10-10 |
| SAN FRANCISCO | 87 | 75 | .537 | 4.0 | 7-3 | WON 4 | 45-36 | 42-39 | 17-16 | 17-16 | 45-31 | 8-12 |
| COLORADO | 75 | 87 | .463 | 16.0 | 2-8 | LOST 2 | 42-39 | 33-48 | 20-14 | 11-21 | 35-41 | 9-11 |
| ARIZONA | 69 | 93 | .426 | 22.0 | 5-5 | WON 3 | 33-48 | 36-45 | 18-15 | 13-20 | 33-43 | 5-15 |
| SAN DIEGO | 68 | 94 | .420 | 23.0 | 4-6 | LOST 4 | 39-42 | 29-52 | 14-19 | 14-19 | 34-42 | 6-14 |

* - CLINCHED DIVISION TITLE

WILD CARD STANDINGS

AMERICAN LEAGUE DIVISION LEADERS

| Team | Wins | Losses | Pct. | GB |
|-----------|------|--------|------|----|
| BOSTON | 93 | 69 | .574 | - |
| CLEVELAND | 94 | 67 | .584 | - |
| TEXAS | 95 | 67 | .586 | - |

NATIONAL LEAGUE DIVISION LEADERS

| Team | Wins | Losses | Pct. | GB |
|-------------|------|--------|------|----|
| WASHINGTON | 95 | 67 | .586 | - |
| CHICAGO | 103 | 58 | .640 | - |
| LOS ANGELES | 91 | 71 | .562 | - |

AMERICAN LEAGUE WILD CARD RACE

| Team | Wins | Losses | Pct. | GB |
|-------------|------|--------|------|-----|
| z TORONTO | 89 | 73 | .549 | - |
| BALTIMORE | 89 | 73 | .549 | - |
| DETROIT | 86 | 75 | .534 | 2.5 |
| SEATTLE | 86 | 76 | .531 | 3.0 |
| HOUSTON | 84 | 78 | .519 | 5.0 |
| NEW YORK | 84 | 78 | .519 | 5.0 |
| KANSAS CITY | 81 | 81 | .500 | 8.0 |

z - Clinched Wild Card

NATIONAL LEAGUE WILD CARD RACE

| Team | Wins | Losses | Pct. | GB |
|-----------------|------|--------|------|-----|
| NEW YORK | 87 | 75 | .537 | - |
| z SAN FRANCISCO | 87 | 75 | .537 | - |
| ST. LOUIS | 86 | 76 | .531 | 1.0 |
| MIAMI | 79 | 82 | .491 | 7.5 |
| PITTSBURGH | 78 | 83 | .484 | 8.5 |

z - Clinched Wild Card



2016 MISCELLANEOUS STATISTICS

BIOGRAPHIES

LAST SEASON

HISTORY

RECORDS

OPPONENTS

PLAYER DEV.

MEDIA & MISC.



| | HOME | | ROAD | | TOTALS | |
|------------------------|-----------|-----------|-----------|-----------|-----------|-----------|
| | W | L | W | L | W | L |
| VS. BALTIMORE | 6 | 4 | 4 | 5 | 10 | 9 |
| VS. BOSTON | 4 | 5 | 6 | 4 | 10 | 9 |
| VS. NEW YORK | 8 | 2 | 4 | 5 | 12 | 7 |
| VS. TAMPA BAY | 3 | 6 | 5 | 5 | 8 | 11 |
| TOTALS VS. EAST | 21 | 17 | 19 | 19 | 40 | 36 |

| | | | | | | |
|---------------------------|-----------|----------|----------|----------|-----------|-----------|
| VS. CLEVELAND | 2 | 2 | 1 | 2 | 3 | 4 |
| VS. CHICAGO | 0 | 3 | 1 | 2 | 1 | 5 |
| VS. DETROIT | 3 | 1 | 1 | 2 | 4 | 3 |
| VS. KANSAS CITY | 3 | 0 | 1 | 2 | 4 | 2 |
| VS. MINNESOTA | 3 | 0 | 3 | 1 | 6 | 1 |
| TOTALS VS. CENTRAL | 11 | 6 | 7 | 9 | 18 | 15 |

| | | | | | | |
|------------------------|----------|----------|----------|----------|-----------|-----------|
| VS. HOUSTON | 2 | 1 | 3 | 1 | 5 | 2 |
| VS. LOS ANGELES | 1 | 2 | 2 | 2 | 3 | 4 |
| VS. OAKLAND | 2 | 1 | 1 | 2 | 3 | 3 |
| VS. SEATTLE | 1 | 2 | 2 | 1 | 3 | 3 |
| VS. TEXAS | 3 | 1 | 1 | 2 | 4 | 3 |
| TOTALS VS. WEST | 9 | 7 | 9 | 8 | 18 | 15 |

| | | | | | | |
|------------------------|-----------|-----------|-----------|-----------|-----------|-----------|
| TOTALS VS. A.L. | 41 | 30 | 35 | 36 | 76 | 66 |
|------------------------|-----------|-----------|-----------|-----------|-----------|-----------|

| | | | | | | |
|------------------------|----------|----------|----------|----------|-----------|----------|
| VS. ARIZONA | 1 | 1 | 2 | 0 | 3 | 1 |
| VS. COLORADO | 0 | 0 | 2 | 1 | 2 | 1 |
| VS. LOS ANGELES | 1 | 2 | 0 | 0 | 1 | 2 |
| VS. PHILADELPHIA | 1 | 1 | 2 | 0 | 3 | 1 |
| VS. SAN DIEGO | 2 | 1 | 0 | 0 | 2 | 1 |
| VS. SAN FRANCISCO | 0 | 0 | 2 | 1 | 2 | 1 |
| TOTALS VS. N.L. | 5 | 5 | 8 | 2 | 13 | 7 |

| | | | | | | |
|-----------------------|-----------|-----------|-----------|-----------|-----------|-----------|
| OVERALL TOTALS | 46 | 35 | 43 | 38 | 89 | 73 |
|-----------------------|-----------|-----------|-----------|-----------|-----------|-----------|

DOUBLEHEADERS
(HOME) WON 0 LOST 0 SPLIT 0
(ROAD) WON 0 LOST 0 SPLIT 0

ATTENDANCE
HOME 3,392,099 (81 DATES) 41,878 AVG
ROAD 2,435,293 (81 DATES) 30,065 AVG

| | TOR | OPP. |
|------------------|------|------|
| DOUBLE PLAYS | 144 | 173 |
| TRIPLE PLAYS | 0 | 0 |
| LEFT ON BASE | 1120 | 1069 |
| GRAND SLAM HR | 3 | 4 |
| HOME RUNS - HOME | 107 | 96 |
| HOME RUNS - ROAD | 114 | 87 |

| | HOME | | ROAD | | TOTALS | |
|-------------------|------|----|------|----|--------|----|
| | W | L | W | L | W | L |
| SHUTOUTS | 7 | 3 | 3 | 5 | 10 | 8 |
| SHO - INDIVIDUAL | 0 | 0 | 0 | 0 | 0 | 0 |
| EXTRA INNINGS | 3 | 3 | 1 | 6 | 4 | 9 |
| ONE-RUN DECISIONS | 11 | 8 | 10 | 17 | 21 | 25 |
| TWO-RUN DECISIONS | 9 | 6 | 12 | 12 | 21 | 18 |
| VS. LH STARTERS | 11 | 10 | 13 | 10 | 24 | 20 |
| VS. RH STARTERS | 35 | 25 | 30 | 28 | 65 | 53 |
| GRASS FIELDS | 0 | 0 | 38 | 33 | 38 | 33 |
| ARTIFICIAL FIELDS | 46 | 35 | 5 | 5 | 51 | 40 |
| DAY GAMES | 20 | 11 | 15 | 15 | 35 | 26 |
| NIGHT GAMES | 26 | 24 | 28 | 23 | 54 | 47 |

| | WON | LOST |
|-----------|-----|------|
| STARTERS | 66 | 41 |
| RELIEVERS | 23 | 32 |
| STREAKS | 7 | 5 |

2016 PRE ALL-STAR BREAK

BATTING

| PLAYER | AVG | G | AB | R | H | TB | 2B | 3B | HR | RBI | SH | SF | HP | BB | IBB | SO | SB | CS | DP | E | SLG | OBP | PINCH HIT | | | | |
|-----------------|-------------|-----------|-------------|------------|------------|-------------|------------|-----------|------------|------------|-----------|-----------|-----------|------------|-----------|------------|-----------|-----------|-----------|-----------|-------------|-------------|-----------|----------|----------|----------|---|
| | | | | | | | | | | | | | | | | | | | | | | | AB | H | HR | RBI | |
| Barnes,D | .296 | 64 | 186 | 22 | 55 | 73 | 7 | 1 | 3 | 12 | 0 | 0 | 1 | 13 | 1 | 29 | 2 | 2 | 6 | 4 | .392 | .345 | 4 | 1 | 0 | 0 | |
| Bautista,J | .230 | 65 | 235 | 41 | 54 | 107 | 15 | 1 | 12 | 41 | 0 | 2 | 1 | 48 | 1 | 49 | 1 | 1 | 12 | 1 | 1 | 455 | .360 | 0 | 0 | 0 | 0 |
| + Burns,A | .000 | 8 | 6 | 0 | 0 | 0 | 0 | 0 | 0 | 0 | 0 | 0 | 1 | 0 | 0 | 2 | 0 | 0 | 0 | 0 | 0 | .000 | .143 | 3 | 0 | 0 | 0 |
| + Carrera,E | .281 | 64 | 167 | 34 | 47 | 68 | 7 | 1 | 4 | 13 | 5 | 1 | 4 | 20 | 0 | 36 | 5 | 3 | 3 | 1 | 4 | 407 | .370 | 3 | 0 | 0 | 0 |
| Ceciliano,D | .000 | 2 | 3 | 0 | 0 | 0 | 0 | 0 | 0 | 0 | 0 | 0 | 0 | 0 | 0 | 2 | 0 | 0 | 0 | 0 | 1 | .000 | .000 | 0 | 0 | 0 | 0 |
| Colabello,C | .069 | 10 | 29 | 0 | 2 | 2 | 0 | 0 | 0 | 1 | 0 | 0 | 1 | 2 | 0 | 9 | 0 | 0 | 2 | 0 | 0 | .069 | .156 | 2 | 0 | 0 | 0 |
| Dominguez,M | .000 | 5 | 11 | 0 | 0 | 0 | 0 | 0 | 0 | 0 | 0 | 0 | 0 | 0 | 1 | 0 | 3 | 0 | 0 | 0 | 0 | .000 | .083 | 1 | 0 | 0 | 0 |
| Donaldson,J | .304 | 89 | 336 | 80 | 102 | 201 | 20 | 5 | 23 | 63 | 1 | 1 | 5 | 62 | 5 | 68 | 6 | 0 | 8 | 6 | 5 | 98 | .418 | 0 | 0 | 0 | 0 |
| Encarnacion | .267 | 89 | 333 | 57 | 89 | 180 | 22 | 0 | 23 | 80 | 0 | 4 | 4 | 45 | 1 | 76 | 2 | 0 | 11 | 2 | 5 | 41 | .358 | 0 | 0 | 0 | 0 |
| Goins,R | .176 | 58 | 159 | 12 | 28 | 49 | 8 | 2 | 3 | 12 | 2 | 0 | 1 | 7 | 0 | 37 | 1 | 0 | 6 | 4 | 3 | 08 | .216 | 4 | 0 | 0 | 0 |
| Lake,J | .263 | 13 | 19 | 4 | 5 | 10 | 2 | 0 | 1 | 2 | 0 | 0 | 0 | 4 | 0 | 6 | 1 | 0 | 0 | 0 | 0 | .526 | .391 | 1 | 1 | 0 | 0 |
| Marin,R | .228 | 76 | 246 | 29 | 56 | 84 | 7 | 0 | 7 | 36 | 1 | 4 | 6 | 27 | 1 | 84 | 1 | 1 | 7 | 1 | 3 | 41 | .314 | 4 | 0 | 0 | 0 |
| Paredes,J | .267 | 7 | 15 | 2 | 4 | 8 | 1 | 0 | 1 | 2 | 0 | 0 | 0 | 2 | 0 | 4 | 0 | 0 | 0 | 2 | 5 | 33 | .353 | 3 | 2 | 0 | 1 |
| Pillar,K | .268 | 89 | 347 | 38 | 93 | 139 | 21 | 2 | 7 | 35 | 1 | 2 | 6 | 10 | 0 | 60 | 7 | 4 | 7 | 3 | 401 | .299 | 0 | 0 | 0 | 0 | |
| Saunders,M | .298 | 82 | 305 | 49 | 91 | 168 | 25 | 2 | 16 | 42 | 0 | 2 | 5 | 32 | 0 | 92 | 0 | 2 | 8 | 2 | 5 | 51 | .372 | 2 | 0 | 0 | 0 |
| Smoot,J | .231 | 81 | 212 | 23 | 49 | 85 | 9 | 0 | 9 | 23 | 0 | 0 | 1 | 29 | 1 | 77 | 1 | 0 | 5 | 2 | 4 | 01 | .326 | 9 | 2 | 0 | 1 |
| Thole,J | .141 | 32 | 78 | 5 | 11 | 14 | 0 | 0 | 1 | 3 | 2 | 0 | 0 | 10 | 0 | 22 | 0 | 0 | 2 | 0 | 1 | 79 | .239 | 1 | 0 | 0 | 0 |
| Travis,D | .264 | 38 | 148 | 21 | 39 | 65 | 8 | 0 | 6 | 21 | 0 | 1 | 0 | 9 | 0 | 30 | 3 | 1 | 2 | 0 | 4 | 39 | .304 | 1 | 1 | 0 | 1 |
| Tulowitzki | .239 | 66 | 247 | 28 | 59 | 112 | 8 | 0 | 15 | 43 | 0 | 3 | 3 | 26 | 1 | 63 | 1 | 0 | 5 | 7 | 453 | .315 | 0 | 0 | 0 | 0 | |
| TORONTO | .253 | 91 | 3105 | 447 | 786 | 1367 | 160 | 14 | 131 | 429 | 15 | 20 | 39 | 347 | 11 | 760 | 31 | 14 | 84 | 43 | 440 | .334 | 39 | 7 | 0 | 3 | |
| OPPONENT | .242 | 91 | 3130 | 372 | 757 | 1266 | 167 | 15 | 104 | 350 | 8 | 15 | 28 | 255 | 7 | 712 | 47 | 11 | 69 | 49 | .404 | .303 | 41 | 6 | 2 | 3 | |

PITCHING

| PITCHER | R/L | W | L | ERA | G | GS | CG | GF | SHO | SV | IP | H | R | ER | HR | HB | BB | IBB | SO | WP | BK | OPP | AVG |
|------------------|-----|-----------|-----------|-------------|-----------|-----------|----------|-----------|----------|-----------|--------------|------------|------------|------------|------------|-----------|------------|-----------|------------|-----------|----------|-------------|-----|
| | | | | | | | | | | | | | | | | | | | | | | | |
| + Antolin,D | R | 0 | 0 | 13.50 | 1 | 0 | 0 | 0 | 0 | 0 | 2.0 | 4 | 3 | 3 | 1 | 0 | 1 | 0 | 1 | 0 | 0 | .400 | |
| + Barney,D | R | 0 | 1 | 9.00 | 1 | 0 | 1 | 0 | 0 | 0 | 1.0 | 1 | 1 | 1 | 1 | 0 | 0 | 0 | 1 | 0 | 0 | .250 | |
| + Biagini,J | R | 3 | 2 | 2.91 | 31 | 0 | 0 | 8 | 0 | 1 | 34.0 | 38 | 16 | 11 | 0 | 2 | 11 | 0 | 31 | 2 | 0 | .271 | |
| Cecil,B | L | 0 | 5 | 5.14 | 21 | 0 | 0 | 4 | 0 | 0 | 14.0 | 20 | 9 | 8 | 2 | 1 | 3 | 0 | 12 | 0 | 0 | .339 | |
| Chavez,J | R | 0 | 2 | 3.41 | 33 | 0 | 0 | 3 | 0 | 0 | 34.1 | 31 | 14 | 13 | 6 | 1 | 10 | 0 | 35 | 1 | 0 | .240 | |
| Diamond,S | L | 0 | 0 | 27.00 | 1 | 0 | 0 | 1 | 0 | 0 | 1.0 | 2 | 3 | 3 | 0 | 0 | 2 | 0 | 0 | 0 | 0 | .400 | |
| Dickey,R | R | 7 | 9 | 3.93 | 19 | 19 | 0 | 0 | 0 | 0 | 116.2 | 111 | 60 | 51 | 20 | 2 | 40 | 0 | 83 | 3 | 0 | .250 | |
| Estrada,M | R | 5 | 3 | 2.93 | 16 | 16 | 0 | 0 | 0 | 0 | 104.1 | 64 | 36 | 34 | 14 | 0 | 39 | 0 | 99 | 2 | 0 | .173 | |
| Floyd,G | R | 2 | 4 | 4.06 | 28 | 0 | 0 | 10 | 0 | 0 | 31.0 | 23 | 14 | 14 | 4 | 3 | 8 | 1 | 30 | 4 | 0 | .205 | |
| + Girodo,C | L | 0 | 0 | 4.35 | 14 | 0 | 0 | 2 | 0 | 0 | 10.1 | 11 | 5 | 5 | 3 | 1 | 2 | 0 | 5 | 1 | 0 | .268 | |
| + Goins,R | R | 0 | 0 | 0.00 | 1 | 0 | 0 | 0 | 0 | 0 | 1.0 | 2 | 0 | 0 | 0 | 0 | 1 | 1 | 0 | 0 | 0 | .500 | |
| Grilli,J | R | 2 | 1 | 2.63 | 15 | 0 | 0 | 3 | 0 | 1 | 13.2 | 10 | 4 | 4 | 2 | 0 | 6 | 0 | 23 | 0 | 0 | .204 | |
| Happ,J | L | 12 | 3 | 3.36 | 18 | 18 | 0 | 0 | 0 | 0 | 112.1 | 103 | 43 | 42 | 13 | 3 | 32 | 0 | 89 | 2 | 2 | .244 | |
| Hutchison | R | 1 | 0 | 4.97 | 3 | 2 | 0 | 0 | 0 | 0 | 12.2 | 13 | 7 | 7 | 4 | 1 | 4 | 0 | 12 | 0 | 0 | .271 | |
| + Leon,A | R | 0 | 0 | 7.71 | 2 | 0 | 0 | 0 | 0 | 0 | 2.1 | 3 | 2 | 2 | 1 | 0 | 1 | 0 | 2 | 0 | 0 | .300 | |
| Loup,A | L | 0 | 0 | 6.75 | 9 | 0 | 0 | 1 | 0 | 0 | 5.1 | 4 | 4 | 4 | 2 | 1 | 0 | 0 | 7 | 2 | 0 | .211 | |
| Morales,F | L | 0 | 0 | 0.00 | 2 | 0 | 0 | 2 | 0 | 0 | .2 | 0 | 0 | 0 | 0 | 0 | 0 | 0 | 0 | 0 | 0 | .000 | |
| Osuna,R | R | 2 | 1 | 2.27 | 39 | 0 | 0 | 32 | 0 | 18 | 39.2 | 30 | 11 | 10 | 3 | 1 | 8 | 3 | 48 | 3 | 0 | .208 | |
| Sanchez,A | R | 9 | 1 | 2.97 | 18 | 18 | 0 | 0 | 0 | 0 | 118.1 | 104 | 42 | 39 | 10 | 2 | 37 | 0 | 103 | 2 | 0 | .233 | |
| Schultz,B | R | 0 | 0 | 2.35 | 5 | 0 | 0 | 4 | 0 | 0 | 7.2 | 7 | 2 | 2 | 1 | 0 | 1 | 0 | 6 | 0 | 0 | .241 | |
| Storen,D | R | 1 | 3 | 5.63 | 36 | 0 | 0 | 13 | 0 | 3 | 32.0 | 39 | 20 | 20 | 5 | 5 | 9 | 1 | 31 | 0 | 1 | .293 | |
| Stroman,M | R | 7 | 4 | 4.89 | 18 | 18 | 0 | 0 | 0 | 0 | 116.0 | 121 | 65 | 63 | 11 | 3 | 33 | 0 | 83 | 7 | 0 | .268 | |
| Tepera,R | R | 0 | 1 | 5.79 | 5 | 0 | 0 | 4 | 0 | 0 | 4.2 | 5 | 3 | 3 | 0 | 1 | 3 | 1 | 4 | 1 | 0 | .263 | |
| + Venditte, | L | 0 | 0 | 5.19 | 8 | 0 | 0 | 3 | 0 | 0 | 8.2 | 11 | 8 | 5 | 1 | 1 | 4 | 0 | 7 | 0 | 0 | .297 | |
| TORONTO | | 51 | 40 | 3.76 | 91 | 91 | 0 | 91 | 5 | 23 | 823.2 | 757 | 372 | 344 | 104 | 28 | 255 | 7 | 712 | 30 | 3 | .242 | |
| OPPONENTS | | 40 | 51 | 4.62 | 91 | 91 | 0 | 91 | 4 | 21 | 816.1 | 786 | 447 | 419 | 131 | 39 | 347 | 11 | 760 | 29 | 2 | .253 | |

BIOGRAPHIES

LAST SEASON

HISTORY

RECORDS

OPPONENTS

PLAYER DEV.

MEDIA & MISC.



2016 POST ALL-STAR BREAK

BATTING

| PLAYER | AVG | G | AB | R | H | TB | 2B | 3B | HR | RBI | SH | SF | HP | BB | IBB | SO | SB | CS | DP | E | SLG | OBP | PINCH HIT | | | |
|-----------------|-------------|-----------|-------------|------------|------------|------------|------------|----------|-----------|------------|-----------|-----------|-----------|------------|----------|------------|-----------|-----------|-----------|-----------|-------------|-------------|-----------|----------|----------|----------|
| | | | | | | | | | | | | | | | | | | | | | | | AB | H | RBI | |
| Bamey,D | .215 | 40 | 93 | 13 | 20 | 31 | 6 | 1 | 1 | 7 | 2 | 2 | 0 | 9 | 0 | 19 | 0 | 0 | 2 | 4 | .333 | .279 | 2 | 2 | 0 | 0 |
| Bautista,J | .239 | 51 | 188 | 27 | 45 | 84 | 9 | 0 | 10 | 28 | 0 | 2 | 2 | 39 | 0 | 54 | 1 | 1 | 9 | 1 | .447 | .372 | 0 | 0 | 0 | 0 |
| +Burns,A | .000 | 2 | 0 | 2 | 0 | 0 | 0 | 0 | 0 | 0 | 0 | 0 | 0 | 0 | 0 | 0 | 0 | 0 | 0 | 0 | .000 | .000 | 0 | 0 | 0 | 0 |
| Carrera,E | .194 | 46 | 103 | 13 | 20 | 28 | 2 | 0 | 2 | 10 | 2 | 1 | 0 | 7 | 0 | 34 | 2 | 1 | 5 | 0 | .272 | .243 | 4 | 1 | 1 | 1 |
| Ceciliano, | .125 | 11 | 24 | 2 | 3 | 5 | 2 | 0 | 0 | 1 | 0 | 0 | 1 | 1 | 0 | 12 | 0 | 0 | 0 | 0 | .208 | .192 | 0 | 0 | 0 | 0 |
| Donaldson,J | .257 | 66 | 241 | 42 | 62 | 116 | 12 | 0 | 14 | 36 | 1 | 2 | 4 | 47 | 1 | 51 | 1 | 1 | 8 | 8 | .481 | .384 | 1 | 0 | 0 | 0 |
| Encarnacion | .257 | 71 | 268 | 42 | 69 | 138 | 12 | 0 | 19 | 47 | 0 | 4 | 1 | 42 | 2 | 62 | 0 | 0 | 11 | 0 | .515 | .356 | 0 | 0 | 0 | 0 |
| Goins,R | .250 | 18 | 24 | 1 | 6 | 7 | 1 | 0 | 0 | 0 | 1 | 0 | 0 | 2 | 0 | 11 | 0 | 1 | 0 | 1 | .292 | .308 | 2 | 0 | 0 | 0 |
| Lake,J | .125 | 9 | 16 | 1 | 2 | 3 | 1 | 0 | 0 | 0 | 0 | 0 | 0 | 0 | 0 | 5 | 0 | 0 | 0 | 1 | .188 | .125 | 0 | 0 | 0 | 0 |
| Martin, Jr | .234 | 61 | 209 | 33 | 49 | 97 | 9 | 0 | 13 | 38 | 0 | 1 | 4 | 37 | 0 | 64 | 1 | 0 | 5 | 3 | .464 | .359 | 3 | 0 | 0 | 0 |
| Navarro,D | .182 | 16 | 33 | 1 | 6 | 6 | 0 | 0 | 0 | 3 | 0 | 0 | 0 | 3 | 0 | 8 | 0 | 0 | 0 | 1 | .182 | .250 | 6 | 1 | 0 | 1 |
| Pillar,K | .264 | 57 | 201 | 21 | 53 | 67 | 14 | 0 | 0 | 18 | 2 | 1 | 0 | 14 | 0 | 30 | 7 | 2 | 5 | 3 | .333 | .310 | 0 | 0 | 0 | 0 |
| Pompey,D | .000 | 8 | 2 | 3 | 0 | 0 | 0 | 0 | 0 | 0 | 0 | 0 | 0 | 0 | 1 | 2 | 1 | 0 | 0 | 0 | .000 | .000 | 0 | 0 | 0 | 0 |
| Saunders,M | .178 | 58 | 185 | 21 | 33 | 66 | 7 | 1 | 8 | 15 | 1 | 1 | 0 | 27 | 2 | 65 | 1 | 0 | 6 | 0 | .357 | .282 | 3 | 0 | 0 | 0 |
| Smoak,J | .184 | 45 | 87 | 10 | 16 | 32 | 1 | 0 | 5 | 11 | 0 | 1 | 11 | 0 | 35 | 0 | 2 | 1 | 368 | .283 | 4 | 1 | 0 | 0 | 0 | |
| Thole,J | .225 | 18 | 40 | 2 | 9 | 12 | 3 | 0 | 0 | 4 | 0 | 2 | 1 | 3 | 0 | 6 | 0 | 0 | 2 | 0 | .300 | .283 | 0 | 0 | 0 | 0 |
| Travis,D | .321 | 63 | 262 | 33 | 84 | 121 | 20 | 1 | 5 | 29 | 1 | 0 | 0 | 11 | 0 | 57 | 1 | 0 | 4 | 11 | .462 | .348 | 0 | 0 | 0 | 0 |
| Tulowitzki | .269 | 65 | 245 | 26 | 66 | 106 | 13 | 0 | 9 | 36 | 0 | 1 | 2 | 17 | 0 | 36 | 0 | 0 | 9 | 2 | .433 | .321 | 0 | 0 | 0 | 0 |
| Upton, Jr. | .196 | 57 | 148 | 18 | 29 | 47 | 4 | 1 | 4 | 16 | 0 | 3 | 0 | 14 | 0 | 49 | 7 | 3 | 1 | 1 | .318 | .261 | 6 | 1 | 0 | 1 |
| TORONTO | .241 | 71 | 2374 | 312 | 572 | 966 | 116 | 4 | 90 | 299 | 11 | 20 | 16 | 285 | 5 | 602 | 23 | 10 | 69 | 45 | .407 | .324 | 31 | 6 | 1 | 3 |
| OPPONENT | .241 | 71 | 2416 | 294 | 583 | 940 | 102 | 9 | 79 | 280 | 5 | 18 | 31 | 206 | 3 | 602 | 37 | 9 | 58 | 39 | .389 | .307 | 43 | 8 | 1 | 4 |

PITCHING

| PITCHER | R/L | W | L | ERA | G | GS | CG | GF | SHO | SV | IP | H | R | ER | HR | HB | BB | IBB | SO | WP | BK | OPP | AVG |
|------------------|-----|-----------|-----------|-------------|-----------|-----------|----------|-----------|----------|-----------|--------------|------------|------------|------------|-----------|-----------|------------|----------|------------|-----------|----------|-------------|-----|
| | | | | | | | | | | | | | | | | | | | | | | | |
| Benoit,J | R | 2 | 0 | 0.38 | 25 | 0 | 0 | 4 | 0 | 1 | 23.2 | 17 | 1 | 1 | 1 | 0 | 9 | 0 | 24 | 0 | 0 | .205 | |
| +Biagini,J | R | 1 | 1 | 3.21 | 29 | 0 | 0 | 4 | 0 | 0 | 33.2 | 31 | 12 | 12 | 3 | 3 | 8 | 1 | 31 | 1 | 0 | .246 | |
| Cecil,B | L | 1 | 2 | 3.18 | 33 | 0 | 0 | 4 | 0 | 0 | 22.2 | 19 | 8 | 8 | 4 | 1 | 5 | 0 | 33 | 0 | 0 | .221 | |
| Chavez,J | R | 1 | 0 | 10.29 | 6 | 0 | 0 | 3 | 0 | 0 | 7.0 | 12 | 8 | 8 | 3 | 1 | 0 | 0 | 7 | 0 | 0 | .387 | |
| +Dermody,M | L | 0 | 0 | 12.00 | 5 | 0 | 0 | 1 | 0 | 0 | 3.0 | 6 | 4 | 4 | 1 | 1 | 0 | 0 | 5 | 1 | 0 | .400 | |
| Dickey,R | R | 3 | 6 | 5.60 | 11 | 10 | 0 | 1 | 0 | 0 | 53.0 | 58 | 37 | 33 | 8 | 4 | 23 | 0 | 43 | 2 | 1 | .275 | |
| Estrada,M | R | 4 | 6 | 4.27 | 13 | 13 | 0 | 0 | 0 | 0 | 71.2 | 68 | 37 | 34 | 9 | 4 | 26 | 1 | 66 | 3 | 0 | .243 | |
| Feldman,S | R | 2 | 1 | 8.40 | 14 | 0 | 0 | 4 | 0 | 0 | 15.0 | 23 | 15 | 14 | 2 | 0 | 6 | 0 | 14 | 0 | 0 | .348 | |
| Grilli,J | R | 4 | 3 | 4.13 | 31 | 0 | 0 | 3 | 0 | 1 | 28.1 | 18 | 13 | 13 | 6 | 1 | 13 | 0 | 35 | 1 | 0 | .182 | |
| Happ,J | L | 8 | 1 | 2.94 | 14 | 14 | 0 | 0 | 0 | 0 | 82.2 | 65 | 29 | 27 | 9 | 3 | 28 | 0 | 74 | 1 | 0 | .214 | |
| Liriano,F | L | 2 | 2 | 2.92 | 10 | 8 | 0 | 0 | 0 | 0 | 49.1 | 42 | 22 | 16 | 7 | 2 | 16 | 0 | 52 | 1 | 0 | .222 | |
| Loup,A | L | 0 | 0 | 4.00 | 12 | 0 | 0 | 1 | 0 | 0 | 9.0 | 11 | 4 | 4 | 0 | 2 | 4 | 0 | 8 | 1 | 0 | .333 | |
| Morales,F | L | 0 | 1 | 10.80 | 3 | 0 | 0 | 0 | 0 | 0 | 3.1 | 3 | 4 | 4 | 1 | 0 | 2 | 0 | 2 | 0 | 1 | .250 | |
| Osuna,R | R | 2 | 2 | 3.15 | 33 | 0 | 0 | 29 | 0 | 18 | 34.1 | 25 | 12 | 12 | 6 | 2 | 6 | 1 | 34 | 1 | 1 | .203 | |
| Sanchez,A | R | 6 | 1 | 3.05 | 12 | 12 | 0 | 0 | 0 | 0 | 73.2 | 57 | 27 | 25 | 5 | 3 | 26 | 0 | 58 | 3 | 0 | .210 | |
| Schultz,B | R | 0 | 1 | 8.31 | 11 | 0 | 0 | 4 | 0 | 0 | 8.2 | 10 | 8 | 8 | 2 | 0 | 2 | 0 | 4 | 0 | 0 | .286 | |
| Storen,D | R | 0 | 0 | 20.25 | 2 | 0 | 0 | 0 | 0 | 0 | 1.1 | 4 | 3 | 3 | 1 | 1 | 1 | 0 | 1 | 0 | 0 | .667 | |
| Stroman,M | R | 2 | 6 | 3.68 | 14 | 14 | 0 | 0 | 0 | 0 | 88.0 | 88 | 39 | 36 | 10 | 1 | 21 | 0 | 83 | 2 | 1 | .259 | |
| Tepera,R | R | 0 | 0 | 1.98 | 15 | 0 | 0 | 9 | 0 | 0 | 13.2 | 12 | 5 | 3 | 1 | 2 | 5 | 0 | 14 | 2 | 0 | .222 | |
| TORONTO | | 38 | 33 | 3.81 | 71 | 71 | 0 | 71 | 5 | 20 | 635.2 | 583 | 294 | 269 | 79 | 31 | 206 | 3 | 602 | 20 | 4 | .241 | |
| OPPONENTS | | 33 | 38 | 4.03 | 71 | 71 | 0 | 71 | 4 | 18 | 635.0 | 572 | 312 | 284 | 90 | 16 | 285 | 5 | 602 | 33 | 2 | .241 | |

BIOGRAPHIES

LAST SEASON

HISTORY

RECORDS

OPPONENTS

PLAYER DEV.

MEDIA & MISC.





TORONTO BLUE JAYS HISTORY

ROBERTO ALOMAR

HISTORY OF THE TORONTO BLUE JAYS™



1977 – First Pitch: On April 7, 1977, 44,649 fans brave snow and freezing temperatures as the Blue Jays play their first ever regular season game, a 9-5 win over the Chicago White Sox at Exhibition Stadium.

1970s

The City of Toronto is awarded a franchise in the American League on March 26, 1976 and name Peter Bavasi Executive Vice-President and General Manager on June 18. On August 12, the "Blue Jays" are selected by Directors from over 4,000 names and 30,000 entries in a "Name the Team" contest. Roy Hartsfield becomes the first on-field manager and catcher Phil Roof is purchased from the Chicago White Sox becoming the first player in franchise history.

On March 11, 1977 the Blue Jays play in their first spring training game, defeating the New York Mets in Dunedin, Florida by a 3-1 score. On April 7, 1977, 44,649 fans brave snow and freezing temperatures as the Blue Jays win their first ever regular season game 9-5 over the Chicago White Sox. Doug Ault becomes an instant hero hitting two home runs in the contest. In their inaugural season, highlights include a 19-3 win over the Yankees, with Roy Howell collecting nine RBI, while the home attendance of 1,701,052 sets a record for attendance by a first year expansion club.



Bell/Moseby/Barfield: George Bell, Lloyd Moseby and Jesse Barfield played together in Toronto's outfield for six straight seasons from 1984-1989

Over the next two seasons in 1978-79 the Blue Jays see several firsts. Jim Clancy gets the 4-2 victory in front of 44,327 fans, which is marked by the pitcher starting the first Triple Play in franchise history. On June 26, 1978 the Blue Jays explode for a franchise high 24 runs. Bobby Mattick becomes the team's second manager on October 18, 1979. For his performance in 1979, SS Alfredo Griffin is named co-winner of the AL Rookie of the Year Award. From December 2-7 Toronto plays host to the Winter Meetings, the first held outside the United States.

1980s

The decade of the 1980's represented another birth for the franchise, as by the end of the decade the club rose from an expansion team to formidable AL East contender. Still in the early years in 1980 the club set a franchise record with 67 victories while pushing attendance past six million, an expansion record. Field manager Bobby Cox takes over the reins in 1982 and leads the club to new heights in his four years as manager. 1982 saw the club climb out of the basement for the first time in its history, winning 78 games finishing in a tie for 6th with Cleveland.

1983 marks a significant time as the Blue Jays finish over .500 for the first time in franchise history with an 89-73 record, good for 4th place only nine games out of first. Notable performances include the first 100 RBI season by a Blue Jay (Willie Upshaw) and first 100 run scored season (Lloyd Moseby). The Blue Jays become only the second team in league history to win Player of the Week honours in three consecutive weeks, when Luis Leal, Dave Stieb and Lloyd Moseby turned the trick in May. The enthusiasm for the club continues to build as a club record 9,104 season tickets are sold for the 1984 season. They see a club that marches up the standings for a second place finish at 89-73 solidifying their position as AL East contenders. Over the course of the season the Blue Jays would win 19 one-run contests in a row, while Cliff Johnson sets a then Major League record mark for pinch hit home runs with his 19th career shot. All of this is witnessed by 2,110,009 fans, which puts the Blue Jays in elite company as just the 18th franchise to top two million fans in a season.

PLAYOFF BOUND:

The ascent to AL East Champions is complete in 1985 as on the second to last day of the regular season the Blue Jays defeat the New York Yankees by a 5-1 score to secure their first post-season berth. During the 1985 season a Blue Jays ticket was a hot commodity. On July 27, the club sees average attendance top 30,000 per game for the first time. 47,686 fans show up for an October 4th contest vs. New York to set a single game mark, while final attendance reaches a new high of 2,468,925. Season ticket sales are capped at 11,500.

The Blue Jays first foray into the playoffs provides lots of drama and some solid learning experiences that may be valuable in future years. Jumping out to 2-0 and 3-1 series leads vs. the AL West





George Bell MVP: George Bell cements himself as the AL's best posting a .308 average with 47 home runs and 134 RBI to earn the honour as MVP. Is the only Blue Jay in franchise history to win this award.

Champion Kansas City Royals it appeared as though the Blue Jays would make their first World Series appearance inevitable. Unfortunately the Kansas City Royals had other ideas as they would come from behind becoming only the 5th club in Major League history to win a series after trailing 3-1. George Brett would lead the way collecting several key hits while Jim Sundberg would deliver the decisive blow off Blue Jays ace Dave Stieb, with a bases clearing wind assisted triple off the top of the right field fence in Game 7.

Heading into 1986 season tickets are capped at 14,000 as the club celebrates its 10th anniversary. On July 10 Damaso Garcia becomes the first Blue Jay to record 1,000 hits in a Blue Jays uniform, while RHP Jim Clancy becomes the first to win 100 games for the franchise. Tony Fernandez becomes the first to punch out 200 hits in a season and RF Jesse Barfield earns the franchise its first Gold Glove award. The Blue Jays drop to 4th place in the East with an 86-76 record as Jimmy Williams takes over as team manager.

MVP:

George Bell cements himself as the AL's best posting a .308 average with 47 home runs and 134 RBI to earn the honour as AL MVP in 1987. He became the first Blue Jay ever selected by fans to appear in an All-Star Game. The Blue Jays set several club marks, including a 10-home run game vs. Baltimore on September 14, with Ernie Whitt belting three. A franchise record 11-game winning streak begins on June 2, while attendance soars to 2,778,429. The attendance mark is an all-time high for any AL East club. On Canada Day a single game record 47,828 pack their way into Exhibition Stadium in a contest vs. the New York Yankees. The season ends in shocking fashion as a 3.5 game lead is lost in the final week with seven consecutive losses. Four of the losses came to eventual champions Detroit, with all of them being one-run losses, including two in extra innings. On the season's final day LHP Jimmy Key loses a 1-0 battle to Frank Tanana with the lone run coming from a wall

scraping home run to left field by OF Larry Herndon in the 2nd inning. Key injuries to C Ernie Whitt and SS Tony Fernandez down the stretch proved to be too much to overcome. A 3rd place finish in 1988 (87-75) is highlighted by some individual accomplishments. George Bell begins the season the same way he left off his 1987 MVP campaign. He becomes the first player in Major League history to hit three home runs on Opening day and is the only player over the course of the season to earn two Player of the Week awards. Dave Stieb continues his dominance of AL hitters, flirting with no-hitters on three occasions, with three one-hitters, including back-to-back one-hitters on Sept. 24 and Sept. 30. Incredibly both games see him lose the no-hitter with two outs in the 9th inning.

A SIGNIFICANT CHANGE:

1989 begins with Paul Beeston being named team President on January 10. On May 15 with the team sitting with a 12-24 record manager Jimmy Williams is replaced by Cito Gaston on an interim basis. On May 28 the Blue Jays play their final game at Exhibition Stadium defeating the White Sox 7-5. The team moves into the SkyDome and cap season tickets at 26,000. They open the SkyDome on June 5 with a loss to the Milwaukee Brewers. 49,501 watch the Blue Jays on September 16 to set a new record for home attendance. The Blue Jays would go on to post a 77-49 record under Cito Gaston and clinch their second division title. Dave Stieb posts two more one-hitters, and comes within one out of a perfect game vs. New York on August 4, when Roberto Kelly broke up the bid with a double.

BEEN HERE BEFORE:

For the second time in five seasons the Blue Jays were East Division Champions, and for the second time they would succumb in the Divisional Series, this time to the AL West Champ Oakland Athletics. The Blue Jays were no match for Rickey Henderson as he batted .400 in the series with a 1.609 OPS and a LCS record eight stolen bases in the five game series. They were outscored 31-16 with the Blue Jays only victory coming in Game 3 behind Jimmy Key.

1990s

The Toronto Blue Jays entered the 90's as an established contender, looking to build on regular season performances that had yet to yield playoff success. With a State of the Art building in the SkyDome now their home, it was time to see this vision become reality.


In the first full season at SkyDome and the first full season under Cito Gaston the club would come up just short of a post-season berth, finishing two games behind the Red Sox with an 86-76 record. Set a Major League attendance record by passing the Dodgers 1982 mark on Sept. 19. Dave Stewart tosses SkyDome's first no-hitter, pitching for the Oakland A's

AND THEN HE WAS PERFECT:

On September 2, 1990 Dave Stieb would accomplish what had appeared so elusive, by tossing his first and only no-hitter vs. the Cleveland Indians. Jerry Browne would line out to RF Junior Felix to end the contest.

1991 was a big year for the franchise in many ways. Chosen to host their first All-Star Game, 52,382 fans pack the SkyDome to see Jimmy Key pick up the win for

Stieb No-Hitter: On Sept. 2, 1990 vs. Cleveland, Dave Stieb tosses the only no-hitter in Blue Jay history.





Joe Carter – '93: *The Blue Jays win their 2nd consecutive World Series title after Joe Carter hits a walk-off home run in game #6 vs. the Phillies as Toronto captured the series in six games.*

to the home side. In December of 1990 the Blue Jays cement a deal that would change the fortunes of the club by acquiring future Hall of Famer Roberto Alomar and OF Joe Carter from San Diego in exchange for SS Tony Fernandez and 1B Fred McGriff. Another attendance mark is set and the 4 million fan barrier is broken as 4,001,526 see the Blue Jays return to the post-season by winning the AL East with a 91-71 record. Tom Henke sets a then record for consecutive saves with 25. On May 1 in Texas, Nolan Ryan no-hits the Blue Jays for his 7th and final no-hitter.

THIRD TIME A CHARM:

The AL West Champion Minnesota Twins would await in the AL Championship Series. The Blue Jays would come home to Toronto with a 1-1 series split, primed to make their first World Series appearance. Unfortunately an 11-inning heartbreaker would see the series tide turn as Mike Pagliarulo would homer off Mike Timlin to put the Blue Jays down 2-1. In Game 5 the Twins would finish off the series by scoring three runs in the 8th inning, winning 8-5 and sending the Blue Jays home early once again.

Newly acquired RHP Jack Morris would lead the Blue Jays into the 1992 season by making his Major League record 13th consecutive Opening Day start. He tosses a complete game 4-2 win in Detroit. The Blue Jays would set a Major League attendance record again in 1992 with 4,028,318 fans. The Blue Jays would clinch their 4th playoff berth on October 3. Dave

Winfield sets a Blue Jays mark with 23 home runs as a DH while becoming the oldest player to register 100 or more RBI in a season.

TIME TO CELEBRATE:

An old foe would await in the 1992 Championship series in the Oakland Athletics, a team very similar to the club that handled the Blue Jays just two seasons ago in the playoffs. The Blue Jays would split the first two games at home before heading to Oakland for Games 4, 5 and 6. Juan Guzman would give the Blue Jays a 2-1 series lead before the dramatic Game 4 would be the catalyst for the Blue Jays first ever World Series appearance. In Game 4 the Blue Jays found themselves down 5-1 after three and 6-1 heading into the 8th inning. They would come within striking distance with a three-run 8th inning before Dennis Eckersley, the games widely known "best closer," attempted to close out the game in the 9th. With a man on, Roberto Alomar would deliver the biggest hit in franchise history, belting a game-tying two-run home run to right field. They would go on to win in 11 and then the series in six games.

More drama would ensue in the Blue Jays first World Series appearance as perennial playoff club the Atlanta Braves provided the opposition. After dropping the first contest, Game 2 saw backup C/INF Ed Sprague propel the Blue Jays to their first ever World Series win with a pinch-hit two-run home run off Jeff Reardon in a 5-4 win. Game 3, the first World Series game played outside of the US, was noteworthy for "the catch" made by Devon White in the 4th inning. Resulting in a near triple play. It was key in keeping the score tied at 2-2 in the 9th inning. Candy Maldonado would drive in Roberto Alomar for the game-winner and a 3-1 series lead. Unable to close the series out in Game 5 the Blue Jays would need one more dramatic at-bat to bring the World Series to Canada. Tied in the 11th inning, Dave Winfield would double down the left field line to drive in two and when Mike Timlin tossed an Otis Nixon bunt to Joe Carter the long journey to World Series Champions had concluded.

In 1993 a record tying seven Blue Jays are selected to the All-Star team (Alomar, Carter, Hentgen, Molitor, Olerud, Ward, White). John Olerud would flirt with a .400 average, going as late as August 2 at the .400 mark and eventually becoming the first Blue Jay to win a batting title. In fact, the top three spots at season's end belonged to Blue Jays (Olerud - .363/ Molitor - .332/Alomar - .326), the first time in 100 years this had occurred. The Blue Jays would win the AL East again and on July 31 they would acquire OF Rickey Henderson to propel them into another post-season run.

In the 1993 AL Championship Series the Blue Jays and Chicago White Sox would both win two games on opposition soil before the Blue Jays reversed the trend and won Game 5 at SkyDome. In all six games the team that scored first won the contest. Roberto Alomar once again led the way with a .316 average, including reaching base in all five plate appearances in Game 5. Dave Stewart would close out the series moving to 8-0 in ALCS play with a 6-3 victory.

In a highly entertaining series the Blue Jays would bring back-to-back championships to Canada, defeating the Philadelphia Phillies in six games. The series was highlighted by a classic Game 4 contest in Philadelphia on October 20, that saw the Blue Jays overcome 12-7 and 14-9 deficits with a six-run 8th inning. 10 men would come to the plate in the 8th, with Devon White tying the contest with a 2-out RBI triple. Rickey Henderson provided the game-winning hit in a contest that took four hours and 14 minutes to play. In Game 6 in Toronto, the Blue Jays would trail the Phillies 6-5 entering the bottom of the 9th. Phillies closer LHP Mitch Williams allowed a walk to Henderson and a one-out single



to Molitor before Joe Carter ended the series with a three-run home run to left field. The "You'll never hit a bigger home run in your life" quote was made famous by longtime Blue Jays announcer Tom Cheek.

1994 sees the season end prematurely on August 12 as a player strike begins. It does not end until late April of 1995. The Blue Jays would not return to the post-season during the balance of the 90's, finishing as high as 3rd place in 1998 and 1999. Paul Beeston is named Canada's Baseball Man of the Year in 1994, while Howard Starkman picks up the Robert O. Fishel award for Public Relations



Carlos Delgado: Carlos Delgado played with the Blue Jays for 12 seasons from 1993-2004. Is the all-time club leader in many offensive categories including runs (889), doubles (343), home runs (336), RBI (1058) and walks (827).

Excellence in 1996. The Blue Jays would open their 20th season in Las Vegas vs. Oakland, a season where RHP Pat Hentgen would begin a string of three successive Blue Jays winning a CY Young award with Roger Clemens winning in 1997

EXCELLENCE IS MEASURED:


The Blue Jays honour OF George Bell and RHP Dave Stieb by unveiling their names as the first, on the Level of Excellence. Over the years only the most prominent Blue Jays will see their names on the outfield facade. Joe Carter and Cito Gaston would be added in 1999.

Cito Gaston would end a glorious run with the club after being relieved of his duties on September 24, 1997. During his tenure the club would win three divisional titles and two World Series. Interleague play begins in 1997 and the Blue Jays play the Montreal Expos in regular season play for the first time. The decade closes out with some significant accomplishments after Gord Ash assumes the role of General Manager in 1998. The same year Tony Fernandez becomes the all-time hits leader and Roger Clemens becomes just the 11th pitcher in MLB history to record 3,000 strikeouts. Shawn Green becomes the first Blue Jay to post 30 home runs and 30 stolen bases in 1998. Pat Hentgen is the 4th Blue Jay to win 100 games and Billy Koch posts his 31st save in 1999 to set a then AL Rookie record.

2000s:

Rogers Communications assumes control of the franchise in September of 2000. During the summer of the same year the Blue Jays put on a power display becoming the first Ma-

Halladay 2003 Cy Young: Roy Halladay wins the Cy Young Award in 2003 becoming the 3rd Blue Jay to do so as he joined Pat Hentgen (1996) and Rogers Clemens (1997-1998). Halladay is the all-time club leader in winning % (.661) while ranking 2nd in wins (148), shutouts (15) and strikeouts (1495).



Ted Rogers: In September of 2000, local ownership returned to the Toronto Blue Jays as Rogers Communications Inc. purchased 80% control of the franchise.

for League team to have four players with 20 or more home runs at the All-Star break (Delgado, Batista, Mondesi, Cruz). The 134 home runs at home set a new AL mark and the 244 home runs set a new franchise record. Carlos Delgado is named Sporting News Player of the Year.

2001 sees the club open the season with one game vs. the Texas Rangers in Puerto Rico. Raul Mondesi pulls off the first straight steal of home in franchise history. Carlos Delgado assumes the franchise lead in home runs passing Joe Carter. Jeff Frye hits for the cycle on August 17, joining Kelly Gruber as the only Blue Jays to accomplish the feat.

Carlos Delgado's team record streak of 432 consecutive games comes to an end on August 4, 2002. Pat Gillick is enshrined on the Level of Excellence on August 7, 2002. The 2002 campaign came to a close with 3B Eric Hinske named as the Rookie of the Year.

On June 15, 2003 Reed Johnson becomes only the fourth player in MLB history to hit a leadoff and walk-off home run in the same game. Roy Halladay wins 15 straight decisions in 2003 on his way to a club record 22 wins and a Cy Young award. On September 2, 2003 Carlos Delgado bangs out four home runs to become the 15th player in MLB history to accomplish the feat.

Legendary broadcaster Tom Cheek sees his streak of 4,306 consecutive games come to an end after the sudden passing of his father on June 3, 2004. Later in the season he is enshrined on the Level of Excellence. John Gibbons relieves Carlos Tosca of his duties on August 8, 2004. The final day of the season is overshadowed by the sudden passing of longtime Blue



Jay and current broadcaster John Cerutti. Vernon Wells picks up a Gold Glove Award in 2004 and 2005. On April 4, Tom Cheek calls back-to-back home runs by Orlando Hudson and Vernon Wells in his last game as a Blue Jays broadcaster. He would later pass away on October 9, 2005.

After key signings of RHP A.J. Burnett and LHP B.J. Ryan in 2006, the team would go on to post its best finish of the decade, finishing in 2nd place with an 87-75 record. It marked the first time they would place higher than 3rd place since the World Series winning clubs in 1992 and 1993. They would see five players go to the All-Star Game (Halladay, Ryan, Wells, Glaus, Rios).

The Blue Jays would sign free agent Frank Thomas to a two-year contract in 2007 as he would pursue his run at 500 career home runs. On June 28 in Minnesota, he would become just the 21st player in MLB history to accomplish the feat hitting a 1st inning home run off Carlos Silva.

Roberto Alomar would take centre stage once again on April 4, 2008 as he would see his name honoured with many Blue Jay greats on the Level of Excellence. Cito Gaston makes his return to the dugout as he replaces John Gibbons as manager with the team sitting with a 35-39 record. Gaston would lead the club to a 10-game winning streak in September and finish with a 51-37 record the rest of the way in 2008. He would be rewarded with a two-year contract following the season.

GM, JP Ricciardi, was replaced following the season by assistant Alex Anthopoulos on October 3. Aaron Hill and Adam Lind have stellar offensive seasons earning both a Silver Slugger Award. Hill also is named Comeback Player of the Year, while Lind is recognized as the AL's best Designated Hitter, picking up the Edgar Martinez Award.

2010s:

In 2010, Jose Bautista wins the Hank Aaron award and a Silver Slugger Award, after setting a club mark with 54 home runs. Would become just the 16th player in MLB history to record 54 home runs and just the 7th player to post 50 home runs, 30 doubles and 100 walks in the same season. Overall the team would hit 257 home runs tying them for the 3rd highest total in MLB history. Brandon Morrow would turn in one of the most impressive performances in franchise history on August 8 vs. Tampa Bay. Morrow would see his no-hitter lost with two outs in the 9th inning, however he would finish with a one-hitter and 17 strikeouts. Cito Gaston is honoured in the final home game with a pre-game ceremony on September 29, 2010.

THE HALL IS CALLING:

Roberto Alomar, a 12-time All-Star and 10-time Gold Glove winning second baseman, was inducted into the National Baseball Hall of Fame by the Baseball Writers' Association of America on July 24, 2011 at the Clark Sports Center in



Home Run Record: Jose Bautista broke the Blue Jays home run record in 2010, leading the Majors with 54 home runs. Is the only Toronto player to ever hit at least 50 home runs in a season.



Cito Gaston: Cito Gaston waves goodbye as he is honoured at Rogers Centre in the final game of 2010. Gaston has the most wins as a manager in club history with 913 in 1764 games (1989-1997; 2008-2010).

Cooperstown, NY. Alomar, the two-time World Series Champion, donned the Toronto Blue Jays cap in the Hall, marking the first ever Blue Jay player to be elected into the Hall of Fame. Alomar, who was in his 2nd year on the ballot, received 523 votes which represented the 3rd highest total in history, for a 90% majority.

John Farrell is appointed as the 12th manager in franchise history and leads the club to an 81-81 record in his first season. Jose Bautista is once again the offensive leader, earning a second consecutive Hank Aaron award as the league's best hitter. He led the AL in home runs with 47, while also posting league leading numbers in walks (132), slugging % (.608) and OPS (1.056). Becomes the first player to lead the Majors in the above categories since Barry Bonds in 2001, and the first AL player since Ted Williams in 1942. The fans also recognize his dominance by registering 7,454,753 All-Star votes, then most in MLB history. In the minors, four of the Blue Jays affiliates make the playoffs, with two clubs (New Hampshire/Vancouver) winning league championships. Baseball America has the Blue Jays minor league system rated 4th up from 19th just one year prior. On November 18, 2011, the Blue Jays unveil a new logo that brings the "blue" back to the Blue Jays, by updating the original logo and recognizing the classic Blue Jays look.

In June of 2012, Jose Bautista hit 14 home runs, 30 RBI, 22 walks and 24 runs scored in 27 games to capture his 5th career monthly award. Finished tops in homers, RBI and slugging percentage (.750), T-1st in walks and extra-base hits (18). His 14 homers established a new club record for the most HR in any single month and it marked the most in a calendar month by any player since Colorado's Troy Tulowitzki hit 15 round trippers in September 2010. It also was the most for an AL player since New York's Alex Rodriguez hit 14 home runs in April 2007. On

Sept. 18, 2012 the club announces that they have entered into a Player Development Contract with the Buffalo Bisons of the International League (AAA). On Oct. 21, 2012 the Blue Jays released Manager John Farrell from his contract as he was hired by the Red Sox to take over that same position with them, an agreement reached by both teams. On Nov. 19, 2012 the Blue Jays and Marlins complete the biggest trade in baseball history, measured in number of players changing hands, as Toronto acquires RHP Josh Johnson, LHP Mark Buehrle, SS Jose Reyes, IF/OF Emilio Bonifacio and C John Buck in exchange for C Jeff Mathis, SS Yunel Escobar, SS Adeiny Hechavarria, RHP Henderson Alvarez, LHP Justin Nicolino, OF Jake Marisnick and RHP Anthony Desclafani. On Nov. 20, the Blue Jays hire John Gibbons as Manager to take over for John Farrell. Gibbons becomes the second person to have two tenures as Blue Jays manager along with Cito Gaston. Gibbons served as Blue Jays manager from August 9, 2004 through to June 20, 2008 and is the 2nd winningest manager in franchise history. GM Alex Anthopoulos made another big splash in the off-season by




acquiring the 2012 NL Cy Young award winner, RHP R.A. Dickey, from the New York Mets on Dec. 17, 2012. Dickey was acquired from New York along with C Josh Thole and C Mike Nickeas in exchange for two of Toronto's top prospects, C Travis d'Arnaud and RHP Noah Syndergaard along with C John Buck and OF Wuilmer Becerra.

Major League Baseball and Baseball Commissioner Allan H. (Bud) Selig named the Toronto Blue Jays as the 2012 recipient of the Commissioner's Award for Philanthropic Excellence, which was created in 2010 to annually recognize an extraordinary charitable and philanthropic effort of an MLB club.

Toronto had four players participate in the 2013 All-Star game along with Manager John Gibbons, who was one of the coaches selected by Jim Leyland. OF Jose Bautista, 1B Edwin Encarnacion, LHP Brett Cecil and RHP Steve Delabar represented the Blue Jays at the 2013 Classic. Delabar was the winner of the mlb.com Final Vote, becoming the first Toronto player to win with 9.6 million votes. On July 21, 2013, Carlos Delgado became the 10th member inducted into the Toronto Blue Jays Level of Excellence. On Dec. 9, 2013, at the Winter Meetings, RHP Roy Halladay signed a contract with the Blue Jays. This agreement ensures that the legendary right-hander will retire as a Toronto Blue Jay. Halladay finished a distinguished 16-year career with a record of 203-105 (.659 winning percentage) in 416 games, 390 starts with an ERA of 3.38. Roy is among the Blue Jays club leaders in many pitching categories, ranking 2nd in wins (148), strikeouts (1495) and shutouts (15), 3rd in ERA (3.43), starts (287), complete games (49) and innings pitched (2046.2). His 148-76 record as a Blue Jay resulted in a .661 winning percentage which is the highest mark in club history.

Jose Bautista once again led the Majors in the 2014 fan voting (5,859,019) & made his 5th consecutive appearance at an All-Star Game. Joined Roberto Alomar as the only TOR players to earn four consecutive starts. Jose was named the



Tom Cheek: Tom Cheek, who called the first 4,306 regular-season and 41 postseason games in Toronto Blue Jays history was selected as the 2013 recipient of the Ford C. Frick Award, presented annually for excellence in broadcasting by the National Baseball Hall of Fame and Museum. Cheek, who passed away on Oct. 9, 2005, was honored as part of Hall of Fame Weekend 2013 in Cooperstown, N.Y.



Alomar – Gillick HOF: Roberto Alomar was inducted into the National Baseball Hall of Fame in July of 2011, becoming the first and only member of the Blue Jays to have accomplished that feat. Alomar is joined by former Blue Jays General Manager, Pat Gillick, who was inducted into to the Hall of Fame on the same day. Gillick was instrumental in building the Blue Jays from an expansion team in 1977 to World Series Champions. Gillick was also responsible for bringing Alomar to Toronto, acquiring him in a trade with San Diego.



AL captain for the HR Derby & got eliminated in the semi-final by the eventual winner, Yoenis Cespedes. His 10-HR in the 1st round was the most by any participant. On Sept. 8, 2014 vs. CHC, Bautista hit his 200th career HR as a Blue Jay, becoming just the 5th player in club history to accomplish the feat. Edwin Encarnacion led the Majors in May, 2014 with 16-HR, 22-XB, .763 SLG & 2nd with 33-RBI. The 16-HR in May set a club record for any month & was the most by any player in May since Barry Bonds hit a ML record 17-HR in 2001. The 16-HR in May is T-2nd on the all-time MLB list with Mickey Mantle (1956) & Mark McGwire (1998). It was the most hit in any month since Sammy Sosa hit 17-HR in August, 2001. Became the 1st player in club history with four or more multi-home run games in a calendar month. His five multi-HR games in May tied an MLB record for most multi-HR games in any calendar month (Albert Belle: Sept., 1995 & Harmon Killebrew: May, 1959). Was named AL Player of the Month for May. On June 6, 2014 vs. STL, the Blue Jays celebrated the 25th anniversary of the Rogers Centre. Like they did back on June 5, 1989, they sent Jimmy Key to the mound to throw out the Ceremonial First Pitch to former catcher Ernie Whitt. Joining them to deliver the game's starting lineup was former Blue Jays Manager Cito Gaston, who managed the first game at the ballpark. On April 10, 2014 the Toronto Blue Jays announced the creation of the Howard Starkman Award to be presented annually to the Employee of the Year. Starkman officially retired on April 11 as the longest serving employee in the organization and will be the inaugural recipient of the award named in his honour. On Sept. 10 the Toronto Blue Jays were named the winners of 2014 Steve Patterson Award for excellence in sports philanthropy, granted in recognition of the Jays Care Foundation's charitable and community efforts across Canada.

In 2015, the Blue Jays had 3B Josh Donaldson, OF Jose Bautista & C Russell Martin represent them in the 86th All-Star Classic. Donaldson was the MLB leading vote-getter setting an all-time record after accumulating 14,090,188 votes. Was the 1st TOR-3B & 4th TOR-INF to win a fan election, joining Roberto Alomar (1991-94), John Olerud (1993) & Carlos Delgado (2003). For Bautista, it marked his 6th straight/overall All-Star selection (2010-2015), 1st time being chosen by the players. For the 5th straight year he was selected as a starter, only Jay to accomplish that feat. The six All-Star appearances also represent the most by any Blue Jay (Roberto Alomar-5, Joe Carter-5). Prior to the July, 2015 trade deadline, GM Alex Anthopoulos pulled off four separate deals as TOR acquired SS Troy Tulowitzki & RHP LaTroy Hawkins from the Rockies on July 28. Acquired LHP David Price from the Tigers on July 30 before adding OF Ben Revere from the Phillies & RHP Mark Lowe from the Mariners on July 31. Since that point, TOR posted a record of 40-18 the rest of the way (best record in baseball). On Aug. 31, 2015 - Rogers Communications announced that Mark Shapiro has been appointed President & CEO of the Toronto Blue Jays and Rogers Centre, to take place following the completion of the team's 2015 season. Shapiro assumes the role from Paul Beeston, who retired at the end of the season. Clinched their first division title since 1993 after defeating the Orioles in Baltimore by a score of 15-2 in game #1 of a doubleheader. That ended the longest playoff drought by any team in professional sports. It marked the 6th time in franchise history to have won their division. Defeated the Texas Rangers in the best-of-5 Division Series after trailing 2-0 in that series. In the finale, Jose Bautista put Toronto out for good after crushing a 3R-HR in the 7th inning which broke a 3-3 tie. Toronto would later lose their ALCS series vs. the Royals (4-2 in series). On Oct. 29, 2015 - Alex Anthopoulos stepped down as Senior VP of Baseball Operations & GM after rejecting a 5-year offer from Rogers Communications. VP of Baseball Operations & Assistant GM, Tony Lacava was named Interim General Manager following Alex's departure. On Nov. 19, 2015 it was announced that 3B Josh Donaldson became just the 2nd player in franchise history to win the AL MVP Award (George Bell in 1987 is the other). Donaldson finished with

23 first-place votes (385 points overall). Had 81 more points than the 2nd place finisher, Mike Trout of the Angels. On Dec. 3, 2015 - Blue Jays named Ross Atkins as Executive Vice President of Baseball Operations and General Manager. He becomes the 7th General Manager in franchise history. Tony LaCava was then promoted to the position of Senior Vice President of Baseball Operations and Assistant GM after serving as the Interim GM.

In 2016, won the top wild-card position after going 89-73. Represented it's 7th post-season in franchise history (1985, 1989, 1991, 1992, 1993, 2015 & 2016). It represents just the 2nd time in club history to earn a post-season birth in consecutive seasons (last: 1991-1993). Defeated the Orioles at Rogers Centre in the wild-card game on Tuesday, Oct. 4 after Edwin Encarnacion hit a game-winning walkoff 3R-HR in the 11th inning. TOR won the Division Series 3-0 over TEX for their 1st ever postseason sweep. Appeared in consecutive ALCS series in back to back season for just the 2nd time in franchise history (1991-93). Fell to the Cleveland Indians, 3-1, in the ALCS. Drew 3,392,099 in attendance for an average of 41,878 which represented the most in the AL & 3rd in the Majors (LAD - 45,720 & STL - 42,525), highest total since 1994 (49,287). The pitching staff posted a 3.47 ERA on the road which represented the best mark in all of baseball (CHC rank 2nd at 3.60). Is the 3rd lowest mark in franchise history (3.07 in 1981 & 3.16 in 1991). It marked the 2nd time TOR led the Majors in lowest ERA on the road (last: 3.07 in 1981) - 3rd time to lead the AL (3.89 in 2008 & 3.16 in 1991). Aaron Sanchez led the American League in ERA at 3.00 (Justin Verlander next closest at 3.04). Became the 5th different TOR pitcher to lead the AL in ERA - joining Roger Clemens-2x, Dave Stieb, Juan Guzman & Jimmy Key. J.A. Happ was one of just three pitchers to finish the year with 20 wins (Rick Porcello-22, Max Scherzer-20). Became the 6th different 20-game winner in club history (8th time) - joining Roy Halladay (2x), Roger Clemens (2x), Jack Morris, Pat Hentgen & David Wells to accomplish that feat. It marked the 2nd time that a LHP has recorded 20 wins in a season (David Wells-20 in 2000). Edwin Encarnacion became only 3rd player in club history to record 4 seasons of 35+HR/100+RBI (4th time) - joining Delgado (5x) & Bautista (4x). Averaged over 1 million viewers per game on TV nationwide (Sportsnet).



HISTORY OF THE LOGO



PRIMARY LOGO (1977 - 1996)

A Blue Jays head with a maple leaf on a baseball surrounded by team name

Designed by Savage Sloan, Ltd.

Unveiled on October 8, 1976

First worn on April 7, 1977

Last worn on September 29, 1996

Championships won with this logo 1992, 1993

World Series Champions 1992, 1993

American League Champions



PRIMARY LOGO (1997 - 2002)

A Blue Jays head on a baseball over a maple leaf above team name

Designed by MLB Properties

Unveiled on November 19, 1996

First worn on April 1, 1997

Last worn on September 29, 2002



PRIMARY LOGO (2003)

A Blue Jays holding a bat and tossing a ball behind red and blue T

Unveiled on February 1, 2000

Last worn on September 28, 2003



PRIMARY LOGO (2004 - 2011)

A Blue Jays head inside Jays in white with silver and graphite beveling and black and blue outlines

Designed by Brandid

Unveiled on September 2, 2003

First worn on April 5, 2004

Last worn on September 28, 2011



PRIMARY LOGO (2012-)

Blue and navy blue Blue Jays head with red maple leaf to the right on a baseball with split-lettered team script surrounding it within a blue double-outline

Unveiled on November 18, 2011

First Worn on April 5, 2012



HISTORY OF THE UNIFORM

BIOGRAPHIES

LAST SEASON

HISTORY

RECORDS

OPPONENTS

PLAYER DEV.

MEDIA & MISC.



HOME UNIFORMS

1977 - 1979

Blue Jays arched in blue and white on a white pullover uniform with blue and light blue sleeve and neck trim, primary logo below team name

Unveiled on February 17, 1977

First worn on April 7, 1977

1980 - 1988

Blue Jays arched in blue and white on a white pullover uniform with blue and light blue sleeve and neck trim, primary logo below team name

1989 - 1993

Blue Jays arched in blue and white on a white uniform with blue and light blue sleeve trim, primary logo below team name

First worn on April 14, 1989

Last worn on July 5, 1993

Championships won in this uniform

1992, 1993 World Series Champions

1992, 1993 American League Champions

1993 - 1996

Blue Jays arched in blue and white on a white uniform with blue and light blue sleeve trim, primary logo below team name

First worn on July 6, 1993

Last worn on September 29, 1996

Championships won in this uniform

1993 World Series Champions

1993 American League Champions

1997 - 1999

Blue Jays arched in blue and light blue on a white uniform with red, light blue, and blue sleeve ends, maple leaf patch on left sleeve

2000

Blue Jays arched in blue and light blue on a white uniform with red, light blue, and blue sleeve ends, maple leaf patch on left sleeve (uniform structure change and MLB batter logo added in 2000)

2001

Blue Jays arched in blue and light blue on a white uniform with blue piping, American League 100th Anniversary patch on right sleeve, Blue Jays 25th Anniversary patch on left sleeve

2002

Blue Jays arched in blue and light blue on a white uniform with blue piping, maple leaf patch on left sleeve

2003

Blue Jays arched in blue and light blue on a white uniform with blue piping, T-Jay patch on left sleeve

2004

Primary logo slanted up on a white uniform

2005

Primary logo slanted up on a white uniform, Cerutti/Ault/Mattick memorial patch on right sleeve



2006

Primary logo slanted up on a white uniform, Tom Cheek memorial patch on left sleeve, Blue Jays' 30th Anniversary patch on right sleeve

2007 - 2008

Primary logo slanted up on a white uniform

2009

Primary logo slanted up on a white uniform, Ted Rogers memorial patch on left sleeve, maple leaf patch on right sleeve

2010 - 2011

Primary logo slanted up on a white uniform, maple leaf patch on right sleeve

Last worn on September 22, 2011

2012 -

Unveiled on November 18, 2011 as the club returned to an updated version of the original logo

2016

Introduced 40th anniversary patch

2017

In January, 2017 the Blue Jays unveiled a new red and white uniform for select games throughout the 2017 season and beyond.



TORONTO BLUE JAYS™

IN THE POST-SEASON

1985

AMERICAN LEAGUE CHAMPIONSHIP SERIES

TORONTO VS KANSAS CITY (L, 3-4)

As the Blue Jays entered post season play for the first time, they would face the Kansas City Royals in the first ever best-of-seven American League Championship Series. The Blue Jays, who finished nine games ahead of the Royals in the loss column, were the favourites and would enjoy the extra home game.

GAME #1: Dave Stieb lived up to superstar billing, shutting out the Royals on three hits through eight innings with no base runner advancing past second base. The Blue Jays struck quickly with two runs in the second, three in the third and one in the fourth. The Blue Jays offense was sparked by 2 RBI performances from Ernie Whitt and Tony Fernandez.

GAME #2: A much more even affair with the Blue Jays eeking out a 6-5, 10-inning win. The Royals jumped into a quick 3-0 lead after 3 innings primarily on the strength of a 2 run HR by Willie Wilson in the 3rd inning. The Blue Jays took the lead on a George Bell sacrifice fly in the 8th. The Royals rallied, however, in the 9th on a pinch hit HR by Pat Sheridan with the go ahead run being delivered in the 10th on a Frank White single. The Blue Jays won it in the bottom of the 10th on a two-out 2 run single by Al Oliver. On to Kansas City, the Blue Jays were up 2 games to none.

GAME #3: George Brett put on a baseball clinic going 4-4 with 2 HR's, 3 RBI with 4 runs scored en route to a 6-5 Royals win. Leading 5-2 after 4 innings the Blue Jays squandered the lead for good in the 8th when Brett led off the inning with a single and eventually scored.

GAME #4: The Blue Jays came within one win of a World Series berth with a 3-1 come-from-behind victory. The Blue Jays won the game dramatically with 3 runs in the top of the ninth inning, the big blow being a 2 run pinch hit double by Al Oliver.

GAME #5: LHP Danny Jackson went the distance checking Toronto on 8 hits and scoring a run in each of the first two innings. Blue Jays still led the series 3 games to 2.

GAME #6: The Blue Jays and Royals returned to Exhibition Stadium. Entering the 5th inning tied at 2-2 George Brett once again delivered the decisive blow with a solo HR. With 3.2 shutout innings of relief from Buddy Black and Dan Quisenberry, the Royals pulled even in the series for the first time at three games apiece.

GAME #7: Dave Stieb, the ace of the Toronto staff vs. eventual Cy Young Award winner Bret Saberhagen. The Royals came out on top 6-2 shellacking Dave Stieb for six runs in 5.2 innings. The big blow being a wind-assisted, bases clearing triple by Jim Sundberg to cap a four run 6th inning.

The Kansas City Royals became only the 5th club in Major League history to trail a series three games to one and come back to win the series. The Blue Jays? They slumped immediately after scoring five runs in the 5th inning of Game 3 scoring only eight runs in the last 40 innings.



1989

AMERICAN LEAGUE CHAMPIONSHIP SERIES

TORONTO VS OAKLAND (L, 1-4)

For the second time in five seasons, the Blue Jays were American League East Division Champions. The Blue Jays would face the Oakland Athletics who had the best record in the Major Leagues in 1989.

GAME #1: The Blue Jays surrendered 2-0 and 3-1 leads as the Athletics scored three times in the sixth and twice in the eighth to win 7-3. In the sixth inning, Mark McGwire cracked a lead off HR to tie the game and two runs scored when Carney Lansford's double play ball was botched. Dave Stewart allowed five hits over eight innings for the win.

GAME #2: The Athletics tallied twice in the fourth inning and three in the sixth en route to a 6-3 win. Rickey Henderson was a one-man wrecking crew going 2-for-2 with two runs scored and four stolen bases. Athletics' righthander Mike Moore allowed just three hits and an unearned run in seven innings.

GAME #3: The Blue Jays snapped a five game post-season losing streak dating back to 1985 with a convincing 7-3 win. The Blue Jays jumped on Athletics' starter Storm Davis for four runs on four hits in the fourth inning and salted the game away with another three runs in the seventh inning. Overcoming a 3-0 Athletics' lead, Mookie Wilson and Tony Fernandez paced the Blue Jays with two hits apiece, the latter with two doubles.



GAME #4: The Athletics took a commanding 3-1 lead in games with a 6-5 win over the Blue Jays. Rickey Henderson was again a major catalyst with two home runs and four RBI. The Blue Jays collected 13 hits, 11 of which were singles and attempted to overcome a 5-2 deficit with one run in the sixth and seventh innings and two in the eighth.

GAME #5: The Blue Jays spotted the Athletics a 4-0 lead heading into the seventh inning before eventually losing the game 4-3 and the best-of-seven series in five games. Trailing 4-1 after eight innings the Blue Jays scored twice in the ninth inning on a leadoff HR by George Bell and a sacrifice fly by Kelly Gruber.

In essence it was Rickey Henderson defeating the Blue Jays four games to one. Henderson batted .400, slugged 1.000, had a .609 on-base percentage and swiped a LCS record eight stolen bases. The Blue Jays hit .242 as a team (compared to Oakland's .272) with only eight of their hits going for extra bases. They were outscored 8-3 in the first three innings and 12-7 in the middle three before outscoring the Athletics 11-6 in the final three innings. Unfortunately, it is virtually impossible to consistently battle back from an early inning deficit. Although anything can happen in a "short series," the best team of the regular season continued their charted course into post-season, winning eight of nine contests.

1991

AMERICAN LEAGUE CHAMPIONSHIP SERIES

TORONTO VS MINNESOTA (L, 1-4)

GAME #1: Toronto starter Tom Candiotti lasted just 2.2 innings and allowed five earned runs before being lifted in favour of David Wells. The Twins would not need to score another run. The Blue Jays rallied for a run in the fourth and three runs in the sixth in five consecutive hits off Twins starter Jack Morris. Those four runs would be all Toronto could muster as they lost 5-4 at the Metrodome.

GAME #2: Toronto took an early lead as they jumped on Twins starter Kevin Tapani, scoring three times in the first three innings. Rookie Toronto starter Juan Guzman lasted 5.2 innings allowing four hits and just two earned runs before the ball was handed to the bullpen. Tom Henke and Duane Ward combined for 2.1 innings of shutout relief and six strikeouts. Devon White scored three of the five Toronto runs as the Blue Jays won their only 1991 ALCS game 5-2 in Minneapolis.

GAME #3: Joe Carter's first inning home run and a Candy Maldonado double put the Blue Jays ahead 2-0 until the sixth inning when the Twins were able to put their second run across the plate and tie the game at two apiece. Toronto starter Jimmy Key scattered five hits over six innings and allowed two earned runs. The game went into extra-innings and ended in dramatic fashion as Mike Pagliarulo, pinch hitting for Scott Leius, homered to right off of Blue Jays reliever Mike Timlin. Toronto was retired 1-2-3 in their half of the tenth as the Twins defeated Toronto 3-2 at SkyDome.

GAME #4: Blue Jays starter Todd Stottlemire allowed seven hits in 3.2 innings before exiting with Toronto trailing 4-1. The Twins' Kirby Puckett hit his first home run of the series and Dan Gladden collected three RBI on three hits to pace Minnesota to a 9-3 win at SkyDome. It was Jack Morris' second win of the ALCS as he pitched eight innings allowing just two runs.

GAME #5: Kirby Puckett displayed his power once again as he homered in the first inning off Tom Candiotti to put the Twins ahead 1-0. Toronto put together three runs in the third and a pair in the fourth to go ahead 5-2. Minnesota was able to post three runs in their half of the sixth inning and tie the game at five. Duane Ward was handed the loss for Toronto as he allowed three runs in the eighth. Toronto was shutdown by five shutout innings of relief. Devon White, Roberto Alomar and Manuel Lee each collected a pair of hits in the losing effort as Minnesota took the American League crown with an 8-5 win.

1992

AMERICAN LEAGUE CHAMPIONSHIP SERIES

TORONTO VS OAKLAND (W, 4-2)

GAME #1: Home runs were the story of the game as Oakland used three of them to beat the Blue Jays 4-3. The A's scored three runs in the second inning off Toronto starter Jack Morris on back-to-back homers by Mark McGwire and Terry Steinbach. The 3-0 lead stood until Pat Borders homered off Dave Stewart in the Blue Jays' fifth followed by a Dave Winfield homer in the sixth making the score 3-2. John Olerud tied the score at 3 in the bottom of the eighth with a two out single off reliever Jeff Russell scoring Winfield who had doubled in the previous at-bat. Harold Baines broke the tie with a solo shot to lead off the ninth and Dennis Eckersley shut down the Blue Jays in the home half of the ninth inning to seal the 4-3 Oakland victory.

GAME #2: The Blue Jays were able to rebound from a Game #1 loss as David Cone held the A's to just one run over 8.0 innings en route to a 3-1 win. Cone, the Major League's strikeout leader in 1992, fanned six as he collected his second career post-season victory. Mike Moore lasted seven innings in the losing effort for Oakland. Kelly Gruber doubled and hit a 2-run homer in the fifth which would prove to be the winning runs. Closer Tom Henke came on for the save in the ninth, his first ever post-season save.

GAME #3: For the first time since 1985 vs. Kansas City, the Blue Jays put together a pair of wins in the post-season as they got past the A's 7-5. Toronto starter Juan Guzman notched his second career LCS win in as many starts (1991 vs. Twins) lasting six innings before being lifted in favour of Duane Ward. Tom Henke earned his second save in as many games. Despite being outlith 13-9 by the A's, 4 of Toronto's hits went for extra-bases including homers from Alomar (solo) and Maldonado (solo). The A's collected just 1 extra-base hit.

GAME #4: In what appeared at first to be a certain Oakland victory, the Toronto Blue Jays fought back to erase a five run deficit late in the contest sending the game into extra-innings. Oakland batted around earning five runs in the third inning as they jumped on Toronto starter Jack Morris. The A's added another run in the sixth making the score 6-1. Toronto began their comeback in the top of the eighth as they strung together five consecutive hits. By the end of the inning, the score was 6-4. The A's were held off the board in the bottom of the eighth, but in the top of the ninth Devon White led off with a single that was



misplayed allowing him to get to third base. Roberto Alomar then homered off Dennis Eckersley to tie the game at 6-6. Toronto eventually won the game in the eleventh as they scored a run off Kelly Downs to win 7-6.

GAME #5: Oakland starter Dave Stewart held the Blue Jays in check for nine innings scattering seven hits, allowing just 2 runs as Oakland sent the series back to SkyDome. The complete game win was Stewart's first win of the 1992 post-season. The 6-2 loss for the Blue Jays ended their three game win streak. David Cone took the loss for Toronto. He lasted just 4.0 innings before Jimmy Key made his first appearance of the 1992 playoffs. Ruben Sierra homered and drove in 3 runs for the A's. Devon White notched 3 hits on the day including a double in the losing effort.

GAME #6: Toronto scored a pair of runs in the first on a Joe Carter homer off A's starter Mike Moore. The Blue Jays then added four more runs in the third including a Candy Maldonado 3-run homer to put Toronto ahead 6-0. Blue Jays' starter Juan Guzman went seven innings allowing just five hits and striking out eight before the ball was handed to Duane Ward in the eighth with the score Toronto 7, Oakland 1. The A's managed a run in the top of the eighth but the home town Blue Jays secured the win as Tom Henke tossed a perfect ninth sending Toronto to its first ever World Series with a 9-2 win over Oakland.

WORLD SERIES

TORONTO VS ATLANTA (W, 4-2)

GAME #1: In the first game of the 89th World Series, the Blue Jays suffered a 3-1 loss to the Atlanta Braves. Home runs were the story of the game as Toronto took an early 1-0 lead in the fourth on a Joe Carter solo homer off starter Tom Glavine. It would be the only run Toronto would score. Jack Morris continued his shutout innings streak vs. the Braves extending it to 18.0 innings until a 3-run homer by catcher Damon Berryhill in the sixth inning ended the streak. Glavine went the distance for the Braves becoming the first pitcher to toss a complete game in a World Series opener since Jack Morris accomplished the feat in 1984 vs. San Diego.

GAME #2: Reserve catcher Ed Sprague proved to be the hero for the Blue Jays on this night at Fulton County Stadium. David Cone lasted just 4.1 innings allowing 4 runs over that span before exiting in favour of David Wells. Cone, however, contributed at the plate before being lifted with a pair of hits and an RBI. His two hits marked the first two-hit game by an AL pitcher in the World Series since Mickey Lolich went 2-4 on October 3, 1968. Heading into the eighth inning, the Blue Jays trailed 4-2. After a run in the top of the eighth Toronto entered the ninth inning trailing by 1. After a Pat Borders fly out, rookie Derek Bell (pinch hitting for Manuel Lee) walked. Ed Sprague, then pinch hitting for the pitcher Duane Ward, knocked a first pitch offering from Jeff Reardon over the left field fence to put the Blue Jays ahead 5-4. Tom Henke was able to retire the Braves in the bottom of the ninth for the save.

GAME #3: The game marked the first time the World Series had been played outside of the United States as the series moved to SkyDome. In another pitching duel, Steve Avery and Juan Guzman both went 8.0 innings. Atlanta was kept off the board in the fourth with a splendid defensive effort by Devon White. White ran down a deep drive off the bat of David Justice that sent him into the wall to make the catch. White returned the ball to the infield where Terry Pendleton was doubled-up off first. The Blue Jays drew first blood in the fourth inning as Joe Carter connected for his second homer of the series, a solo shot putting Toronto ahead 1-0. In the sixth inning, the Braves rallied to tie things at 1-1. Each team traded runs in the eighth keeping the game knotted at 2-2. The Braves attempted a rally as Duane Ward came on to pitch the ninth. But after a key double play and a strikeout the inning was over. In the home half of the ninth, Roberto Alomar led off with a single. After stealing second and a Dave Winfield sacrifice, Alomar stood at third with one out. Jeff Reardon came in to try to halt the Blue Jays' advance, but Candy Maldonado, with the bases loaded, hit a 2-strike pitch to right centre for a base hit allowing Alomar to score the winning run.

GAME #4: In what was the third consecutive 1-run game of the 1992 World Series, the Blue Jays posted a 2-1 win behind a strong pitching effort from starter Jimmy Key. Key went 7.2 innings allowing just 5 hits and 1 earned run while striking out six Braves batters. Toronto earned their first run in the third inning as catcher Pat Borders continued his post season hit streak with a solo homer to left. Toronto made the score 2-0 in the seventh when Devon White drove in Kelly Gruber from second base. Atlanta managed to score a run in their half of the eighth as Ron Gant led off with a double and eventually scored on a Mark Lemke groundout. Tom Henke came in to pitch the ninth for Toronto and tacked up a 1-2-3 inning for his second save of the series.

GAME #5: The game began in similar fashion as the previous four. Entering the fifth inning, the game was tied at 2-2. The Braves had collected a run in the first and fourth inning while the Blue Jays captured runs in the second and fourth. The fifth proved to be Atlanta's inning as they crossed the plate five times to seal the victory and send the series back south for at least one more game. The fifth inning began for the Braves with 2 consecutive routine outs. An Otis Nixon single got the ball rolling and the Braves eventually loaded the bases on Toronto starter Jack Morris. Lonnie Smith stepped up to the plate and



sent Morris' 1-2 offering over the right field wall for a grand slam making the score 7-2. The score remained the same over the final four innings making a winner out of John Smoltz.

GAME #6: The Toronto Blue Jays make history as they capture their first ever World Series and bring the Commissioner's Trophy outside of the United States for the first time. The 11-inning contest began with the Blue Jays scoring in the first inning. Devon White led off the game with a single off starter Steve Avery. After a stolen base and a ground out by Alomar, White stood on third. Carter then drove in White with a sacrifice fly. Atlanta answered the call in its half of the third as Deon Sanders scored his fourth run of the series. Toronto returned the favour immediately as it regained the lead with a run in the top of the fourth on a Maldonado leadoff homer. The score remained that way until the bottom of the ninth when Atlanta shortstop Jeff Blauser tied the game sending it into extra-innings. The tenth inning proved to be uneventful. In the eleventh, the Blue Jays led off with Key popping up for out number 1. Devon White was hit by a Charlie Leibbrandt offering. Alomar then singled to centre allowing White to move up to second. With two out, Dave Winfield stepped up to the plate and doubled down the left-field line allowing White and Alomar to score making it 4-2 Toronto. In the Braves eleventh, Atlanta was able to score once with Jimmy Key on the mound. Mike Timlin then came in to pitch for the Blue Jays with pinch runner Smoltz on third and two out... Otis Nixon attempted a drag bunt up the first base line, that was fielded by Timlin who threw to Carter at first in time for the final out.

1993

AMERICAN LEAGUE CHAMPIONSHIP SERIES

TORONTO VS CHICAGO (W, 4-2)

GAME #1: The Blue Jays took a 2-0 lead in the fourth inning when third baseman Ed Sprague tripled to right field with Olerud and Molitor on base. Chicago then used it's half of the fourth inning to produce three runs on two hits as they sent nine men to the plate. Toronto starting pitcher Juan Guzman managed to hold the White Sox in check for six innings but walked 8 batters and stranded 11 runners before exiting with a 5-3 lead. Jack McDowell lasted 6.2 innings allowing thirteen hits and all seven Toronto runs before the White Sox relief corps came on to hold Toronto for the remainder of the game. Danny Cox worked a shutout seventh and eighth allowing a single by Ozzie Guillen. Duane Ward came out for the ninth and walked the first two batters before striking out the side to end the Chicago threat.

GAME #2: Both clubs scored once in the first inning, but it was the Blue Jays who would prevail as their two-run fourth inning provided the edge. The 3-1 win saw Toronto take a two games to none lead in the best of seven games series. The fourth inning started with a pair of outs by Carter and Olerud. Paul Molitor then doubled off starter and loser Alex Fernandez. Next, Tony Fernandez singled to score Molitor and moved to second on the throw home. After an intentional walk to Ed Sprague, Pat Borders singled to second base but Joey Cora threw the ball away allowing the third Toronto run to score. Dave Stewart worked six strong innings surrendering just four hits (all singles) and one run for his seventh career ALCS win against no losses. Al Leiter was credited with a hold as he pitched the seventh and eighth innings before closer Duane Ward came in to save the game in the ninth.

GAME #3: Nineteen game winner, Pat Hentgen started for Toronto but could not collect a win on this day as Toronto suffered their worst defeat of the series losing 6-1. The Blue Jays were able to hold off the White Sox attack until the third inning when they sent 10 players to the plate and combined for five runs on five singles. Hentgen lasted just three innings plus 2 batters before he was removed in favour of Danny Cox. Toronto scored their lone run in the bottom of the third as Rickey Henderson scored from third on a Devon White single. Wilson Alvarez, the Chicago starter, pitched a complete game for his first career ALCS victory. He allowed just seven hits while issuing two walks and striking out six. Tim Raines provided most of the offensive support for Chicago going 4-5 with a run scored.

GAME #4: A two run home run by centre fielder Lance Johnson in the second inning gave the White Sox a 2-0 lead over Toronto. The light hitting Johnson had not hit a home run since the 1992 regular season. Todd Stottlemire, making his first start of the 1993 ALCS, lasted six innings for the home team but failed to hold onto a 3-2 lead that was handed to him in the third when Toronto batted around on rookie starter Jason Bere. The right hander lasted just 2.1 innings before being pulled in favour of Tim Belcher. Stottlemire allowed three more Chicago runs in the sixth including a Frank Thomas solo homer and a Lance Johnson triple before departing. Roberto Alomar doubled home Henderson in the bottom of the sixth to cut the White Sox lead to one (5-4), but the visiting White Sox notched a single run off Al Leiter in the seventh and another run off Mike Timlin in the ninth to seal the win by a 7-4 margin.

GAME #5: As was the case with each of the previous four games, the team that scored first emerged victorious. This time, Toronto scored first when Rickey Henderson crossed the plate in the first inning after leading off the game with a double and a stolen base. Starting pitcher Jack McDowell allowed a Toronto run in the second and third before being lifted following just 2.1 innings. Meanwhile, Blue Jays starter Juan Guzman cruised through the first 4.1 innings without allowing a hit or a walk until Ellis Burks went deep to left field for what would be the only blemish on Guzman's slate that afternoon. He lasted seven innings permitting just two hits while walking one and striking out six. Roberto Alomar reached base in all five plate appearances (3 hits, 2 walks) to lead the Toronto attack. Tony Castillo worked a scoreless eighth allowing a single and a base on balls. Duane Ward had some difficulty in the ninth. He struck out Joey Cora and Frank Thomas following a single to lead off the inning by Tim Raines. He then issued a two run homer to Robin Ventura that brought Chicago within two. With the tying run at the plate, Ward struck out Bo Jackson to end the game and preserve the 5-3 Toronto win.

GAME #6: With his 7-0 record in ALCS play on the line, Blue Jays' starter Dave Stewart provided the win which put Toronto into their second consecutive World Series as the Blue Jays won 6-3 over Chicago. Toronto scored first with a pair of runs in the second inning as a 2-out single by catcher Pat Borders off Alex Fernandez cashed in John Olerud and Paul Molitor. The White Sox tied the game in the third inning when a bases loaded walk by Frank Thomas and a fielder's choice by Robin Ventura scored two runs. Stewart managed to restrict the White Sox to just 4 hits and 2 earned runs before handing Duane Ward a 3-2 lead after 7.1 innings. Ward struck out the final two batters to end the eighth. Toronto added to their lead as Devon White homered off reliever Scott Radinsky to make the score 4-2. Toronto added two more runs before the inning was over as Paul Molitor tripled to centre. Ward allowed his second home run of the series as Warren Newson hit a solo shot in the bottom of the ninth but that was all the scoring that the Pale Hose could muster as the Blue Jays were crowned American League Champions for the second straight season.



WORLD SERIES

TORONTO VS PHILADELPHIA (W, 4-2)

GAME #1: For the first time in baseball annals, the World Series began on Canadian soil. The Blue Jays fell behind 2-0 in the first inning as the Phillies' catcher Darren Daulton singled home a pair of runs off starting pitcher Juan Guzman. After holding Philadelphia in check in the top of the second, Toronto rallied with two runs of its own on four singles off Curt Schilling. Both teams traded solo runs in the third and fifth to keep the score knotted at 4-4. With 1 out in the bottom of the sixth, John Olerud took a first pitch offering from Schilling over the right field fence for a solo home run putting Toronto ahead by one. Toronto scored what would prove to be the winning run in the bottom of the seventh as four consecutive hits by Borders, Henderson, White and Alomar produced an 8-4 lead heading into the eighth. Al Leiter, who would prove to be the winning pitcher, relieved Guzman to start the sixth and held the Phillies scoreless over 2.2 innings before turning the ball over to closer Duane Ward. Ward surrendered a run in the ninth inning as a Jim Eisenreich single scored John Kruk, who had led off the frame with a single and moved to second on an error. Ricky Jordan flied out to Joe Carter for the last out to put Toronto ahead 1 game to 0 with the 8-5 win.

GAME #2: The big inning would prove to be the Philly advantage on this night as a Jim Eisenreich three run homer in the top of the third capped a five run inning that saw eight Philadelphia batters step up to the plate. Toronto starter and eventual loser, Dave Stewart, lasted six innings with all five earned runs coming in that third frame. Toronto answered the Philly onslaught with a pair of runs in the bottom of the fourth as Joe Carter connected for his first of two World Series home runs. Philadelphia starter Terry Mulholland would allow just three runs over 5.2 innings before handing the ball to the bullpen. Lenny Dykstra led off the seventh inning with a solo homer off reliever Tony Castillo to stretch the Philly lead to 3 as the visitors were now ahead 6-3. Toronto scored one run in the eighth as Molitor led off with a double and eventually scored on an Olerud sac fly. Philly relievers Roger Mason (1.2 innings) and Mitch Williams (1.2 innings) closed out the game to preserve the 6-4 win and even the series.

GAME #3: The venue moved from SkyDome to Veteran's Stadium in Philadelphia for games three, four and five. This game featured solid pitching by the Blue Jays combined with a potent offense. The visiting Blue Jays jumped on Philly starter Danny Jackson in the top of the first as Paul Molitor drove home a pair of runs with a triple. He would later score on a Carter sacrifice fly to right field. Molitor added a solo homer in the third to make it 4-0. Starting pitcher Pat Hentgen pitched six innings allowing just one run - that coming in the sixth as a two-out single by Eisenreich scored John Kruk who had reached base via a walk. The Blue Jays added another run in the top of the sixth as Roberto Alomar scored on a sac fly after reaching base on a single and stealing second and third. Toronto continued to add to their lead as they scored three more runs in the seventh off reliever Ben Rivera. Alomar finished the night with a four hits while Molitor had three hits along with three runs and three RBIs. Duane Ward surrendered a solo homer to Milt Thompson in the ninth to make the final score Toronto 10, Philadelphia 3.

GAME #4: In a slugfest, the Blue Jays put together one of the wildest comebacks in World Series history to beat the Phillies 15-14 and take a three games to one lead. Toronto opened the scoring with three in the first off Philly starter Tommy Greene. But the home team would take advantage of four first inning walks by starter Todd Stottlenmyre as they scored four runs to move ahead 4-3. Philadelphia added two more runs to their tally as Lenny Dykstra connected for his second homer of the series, a 2-run shot in the second. The Blue Jays batted around in the third and collected four runs and sent Tommy Greene to the bench in favour of Roger Mason. Philadelphia then posted a five run fifth that included home runs from Dykstra and Daulton to extend its lead 12-7. Toronto countered with two runs in the top of the sixth as White and Alomar scored on a single and a ground out. The Phillies added a run in the sixth and one in the seventh to make the score 14-9. The Phillies relief corps could not hold Toronto from making a comeback. In the top of the eighth, the Blue Jays sent ten players to the plate. Devon White's triple with two out scored Pat Borders to tie the game and Rickey Henderson to put Toronto ahead 15-14. Mike Timlin, started the eighth and struck out the first two batters he faced before Duane Ward came on to strikeout Dykstra to end the inning. In the ninth Ward hurled a 1-2-3 inning for his second save of the series in a game that took 4 hours and 14 minutes to play and was the highest scoring game in World Series history. Tony Fernandez had five RBIs in the game and White had four.

GAME #5: Curt Schilling shutout Toronto 2-0 in what was the second ever shutout of Toronto in the post season. Pitted against Blue Jays ace Juan Guzman, he allowed just five hits (all singles) and struck out six Toronto batters for his first World Series win. The Phillies scored the only run they would need in the first inning when Dykstra, who had walked to lead off the game, scored on a John Kruk groundout. They added a second run in the very next inning as a pair of doubles cashed in Daulton. In the eighth, the Blue Jays threatened with a pair of runners on base but a strikeout by White followed by an Alomar ground out ended their attempt. Guzman was equal to the challenge as he went seven innings allowing both Philly runs while fanning six. The win sent the series back to Toronto with the Blue Jays holding a 3-2 edge.

GAME #6: Toronto started their quest for a second straight World Series Championship early as they notched three runs off Philly starter Terry Mulholland in the bottom of the first. A run in the fourth and a solo home run by Molitor in the fifth put Toronto up 5-1. Dave Stewart, the Toronto starter, held the Phillies to just one run over his first six innings. In the seventh he surrendered a three run homer to Lenny Dykstra - his fourth of the series. That led to Stewart being pulled from the game. Reliever Danny Cox came in with none out and surrendered two more runs before the Phillies were halted by Al Leiter. The damage had been done and Philadelphia was now leading 6-5. After leaving the bases loaded in the eighth, Toronto made World Series history by erasing a 1-run lead in the bottom of the ninth. Mitch Williams came in to start the inning and he walked Rickey Henderson who led off. After a Devon White fly out, Molitor singled to centre to put runners at first and second. Right fielder Joe Carter then stepped up to the plate. On a 2-2 offering from Williams, Carter homered over the left field wall for a three run home run and propelled Toronto to its second consecutive World Series Championship with an 8-6 win.



DIVISION SERIES

TORONTO VS TEXAS (W, 3-2)

GAME #1: In Toronto's first postseason game since 1993, the team found itself down early as Texas got on the board first, scoring two runs in the third inning. The Rangers would open up a 4-1 lead after a two-run home run by Robinson Chirinos in the top of the fifth. Jose Bautista cut the lead to 4-3 after hitting a solo home run in the sixth inning. That was as close as the Blue Jays would come as Rougned Odor added his own solo shot in the seventh to seal a 5-3 victory for Yovani Gallardo and the Rangers.

GAME #2: Both teams got on the board early as starters Cole Hamels and Marcus Stroman each allowed three runs over the first two innings. Toronto held a 4-3 lead entering the eighth inning until pinch-hitter Mike Napoli singled off of reliever Brett Cecil to score Delino DeShields to even the score at 4-4. The game remained tied until the 14th inning when the Blue Jays bullpen allowed two runs on four consecutive hits with two outs in the inning. Toronto failed to respond in their half of the frame, giving the Rangers a commanding 2-0 series lead with the series heading to Texas.

GAME #3: With their team facing elimination, Troy Tulowitzki and Marco Estrada each put together remarkable performances to force a game four after a Blue Jays 5-1 win over Texas. Tulowitzki collected four RBI in the contest, including a three-run home run in the sixth inning to put Toronto ahead 5-0. Starter Marco Estrada allowed just one run on five hits over his 6.1 innings pitched to record the win, the team's first in the postseason since game six of the 1993 World Series.

GAME #4: Toronto took charge early building a 7-0 lead behind starter R. A. Dickey, hitting three home runs off of Texas starter Derek Holland before chasing him from the game in the third inning. With two on in the fifth, Dickey exited the game with a 7-1 lead and David Price entered the game in relief. Despite allowing three runs over his 3.0 innings pitched, Price secured the win for Toronto, with Kevin Pillar adding three RBI in the 8-4 victory to send the series back to Rogers Centre.

GAME #5: Facing their third straight elimination game, the Blue Jays found themselves down early after starter Marcus Stroman allowed two runs over the first three innings. Toronto cut into the lead after scoring one on a Jose Bautista RBI double in the second frame. The score would remain 2-1 until the sixth when Edwin Encarnacion connected for a solo blast to tie the game 2-2. The Rangers retook the lead in the next frame after the ball struck the bat of Shin Soo Choo during Russell Martin's throw back to pitcher Aaron Sanchez. The ball deflected up the third baseline allowing Delino DeShields to score from third. Although initially sent back to third, after much deliberation between umpires and both managers, John Gibbons and Jeff Banister, the run stood allowing the Rangers to take a 3-2 lead with the Blue Jays playing the game under protest. In the bottom of the seventh, Toronto's first three batters reached base following three consecutive errors by Rangers infielders. Josh Donaldson would tie the game after hitting a sac fly to score Kevin Pillar. With two on and one out, Jose Bautista hit a three-run home run to put Toronto ahead 6-3. Relievers Aaron Sanchez and Roberto Osuna held the Rangers scoreless over the next two innings to secure the team's third consecutive win and claim the series 3-2.

AMERICAN LEAGUE CHAMPIONSHIP SERIES

TORONTO VS KANSAS CITY (L, 2-4)

GAME #1: The Blue Jays opened the second round of the playoffs by being shutout by the Royals in Kansas City. Toronto starter Marco Estrada allowed three runs over his 5.1 innings, including a solo home run by Salvador Perez in the fourth inning. The Toronto offense was stymied by KC starter Edinson Volquez and the Royals bullpen, being held to just three hits in the game. Kansas City would add two more runs late in the game to secure a 5-0 victory and a 1-0 series lead.

GAME #2: Looking to tie the series at one game apiece, Toronto turned to David Price in game two. The Blue Jays starter cruised through the first six innings, retiring 18 consecutive batters at one point, setting a new club playoff record. With the Blue Jays leading 3-0 in the seventh, the Royals bats came alive scoring five runs off of Price. Kansas City would tack on another run in the eighth inning to take a commanding 6-3 lead. The Blue Jays left nine men on base and were shutout over the final 3.2 innings by the Royals bullpen.

GAME #3: Trailing 1-0 after the first, Toronto rallied tagging Kansas City starter Johnny Cueto for eight runs, chasing him from the game in the third inning. The Blue Jays took a 9-2 lead after a six-run third inning, highlighted by a Troy Tulowitzki three-run home run and a two-run shot by Josh Donaldson. Toronto would add two more runs, including a solo home run by Ryan Goins, joining Donaldson and Tulowitzki as the only trio of Blue Jays teammates to each record three RBI in a single play-offs game in club history. The Royals struck for four more runs in the ninth inning, but Toronto would hold on for an 11-8 victory.

GAME #4: Toronto starter R.A. Dickey lasted only 1.2 innings, the shortest start by any Blue Jays starter in franchise history, after allowing five runs including four in the opening frame. The Jays scored two in the fourth off of KC starter Chris Young, the only runs they would score in the contest. Kansas City would score nine times over the final three innings to trounce the Blue Jays 14-2 in a game that saw Toronto infielder Cliff Pennington enter the game as a reliever to record the final out of the eighth inning, becoming the first position player to pitch in the MLB post-season.

GAME #5: Manager John Gibbons turned to Marco Estrada in hopes of keeping the season alive. Estrada did not disappoint, allowing just one run on three hits over 7.1 innings. Toronto held a one-run lead entering the sixth frame before breaking out for four runs in the inning, with three of those runs driven in by a Troy Tulowitzki double. Toronto would add two more runs in the game while the bullpen held the Royals to just one hit over the final 1.1 innings of the game to secure the victory and send the series back to Kansas City.

GAME #6: In their fifth elimination game of the postseason, Toronto found itself down 2-0 after two innings after starter David Price surrendered two solo home runs. A solo shot by Jose Bautista in fourth cut the lead to 2-1. The Royals added another in the seventh inning before Jose Bautista answered back with a two-run home run to tie the game 3-3 in the seventh inning, becoming the first Blue Jay in franchise history to record a multi-home run game in the postseason. Kansas City would retake the lead in the top of the eighth with Eric Hosmer singling off of Roberto Osuna to drive home Lorenzo Cain. In the top of the ninth Toronto had runners on second and third with none out, but failed to drive home either runner as Wade Davis struck out two before inducing a groundout by Josh Donaldson to end the series.



2016

WILD CARD

TORONTO VS BALTIMORE (W, 1-0)

After clinching a playoff berth on the final day of the regular season, Toronto found itself hosting the club's first ever Wild Card game vs. the Orioles. The Blue Jays opened the scoring in the 2nd inning, courtesy of a Jose Bautista solo shot off of Baltimore starter Chris Tillman. The Orioles would take the lead in the 3rd frame on a two-run home run by Mark Trumbo off of Toronto starter Marcus Stroman. In the bottom of the 5th Ezequiel Carrera singled to drive home Michael Saunders, who doubled to open the frame. The game remained tied at two, forcing extra innings. In the bottom of the 11th inning, with two runners on and one out, Edwin Encarnacion hit a three-run walk-off home run off of Ubaldo Jimenez to send the Blue Jays to the ALDS.

DIVISION SERIES

TORONTO VS TEXAS (W, 3-0)

GAME #1: A rematch of the 2015 ALDS saw Toronto square-off at Texas. The game remained scoreless until the 3rd inning when the Blue Jays scored five runs with two outs, highlighted by a three-run triple by Troy Tulowitzki. Toronto would add two more runs in the 4th and another three in the 9th, courtesy of a Jose Bautista three-run home run. Blue Jays starter Marco Estrada tossed eight scoreless innings, before allowing a run in the 9th (8.1 IP, 4H, 6K) leading the Jays to victory and to a 1-0 series lead.

GAME #2: Looking to go up 2-0 in the ALDS, the Blue Jays struck first, opening the scoring in the 2nd inning on a two-run home run by Troy Tulowitzki. The Rangers would get one run back in the 4th to cut Toronto's lead to one. The Blue Jays answered by hitting three solo shots by Kevin Pillar, Ezequiel Carrera off of Rangers starter Yu Darvish in the 5th inning to take a four run lead. It marked the first time in club history to hit three home runs in a single inning in postseason play. Those five runs were all Toronto needed, winning the game 5-3, to push Texas to the brink of elimination.

GAME #3: For the first time in the series the Blue Jays found themselves trailing in a game, after the Rangers opened the scoring by plating one run in the 1st inning. By the end of the inning Toronto would find themselves, once again, in the lead by a 3-1 score after a two-run home run by Edwin Encarnacion and a Russell Martin solo shot. The two teams would each strike again in the 3rd frame, with Texas adding another run, courtesy of an Elvis Andrus home run and the Blue Jays responding with another two of their own. The Rangers would take a 6-5 lead in the top of the 6th inning, scoring all six runs off of Toronto starter Aaron Sanchez. The Blue Jays would once again tie it up in their half of the inning, with Troy Tulowitzki scoring on a passed ball. Both teams failed to plate another run, forcing the game into extra innings. In the bottom of the 10th Josh Donaldson led off with a double, followed by an Edwin Encarnacion intentional walk. The next batter, Russell Martin, grounded into a fielder's choice with Donaldson moving up to third base on the play. On the throwing error by Texas second baseman Rougned Odor, Donaldson scored to win the game in a walk-off to sweep the series, 3-0.

AMERICAN LEAGUE CHAMPIONSHIP SERIES

TORONTO VS CLEVELAND (L, 1-4)

GAME #1: For the second consecutive season Toronto found itself in the ALCS, facing the Indians in a playoff series for the first time in club history. The game remained scoreless until the 6th inning when Francisco Lindor hit a two-run home run off of Marco Estrada. Those two runs would be the only scored in the game, with Toronto falling 2-0 in the opening game. Estrada recorded his first career complete game in the loss, joining Jack Morris as the only Blue Jays pitchers to throw a complete game in the postseason in club history.

GAME #2: The Blue Jays once again found themselves trailing Cleveland after the Indians scored a run in the 2nd inning. Toronto would tie the game in the following inning before seeing the lead relinquished in the bottom of the 3rd. The Blue Jays could muster only three hits in the contest, falling 2-1 in the game and in an 0-2 hole in the ALCS for a second straight year.

GAME #3: For the third consecutive game the Indians opened the scoring, taking a 1-0 lead after the 1st inning. The Blue Jays responded in the 2nd, scoring a run of their own against the Cleveland bullpen, after starter Trevor Bauer was removed from the game after throwing only 21 pitches due to a significant finger injury. After both teams exchanged runs, the Indians would take the lead for good, scoring two more runs in the 6th off of Toronto starter Marcus Stroman. It marked the first time in franchise history that the Blue Jays found themselves down 0-3 in a postseason series.

GAME #4: Facing elimination for the second time in the playoffs, Toronto turned to Aaron Sanchez to keep their playoff hopes alive. For the first time in the series, the Blue Jays scored first and took their first lead of the ALCS. Cleveland cut the lead to 2-1 after the 5th inning. That would be as close as they would get with Sanchez allowing only two hits over his 6.0 innings. Toronto would score another three runs to take the game 5-1.

GAME #5: For the fourth time over the five games, Cleveland jumped out to an early lead after scoring an unearned run in the 1st inning. Rookie Ryan Merritt shut the Toronto offense down over 4.1 innings, allowing only two hits. The Indians would score two more runs, both solo home runs, off of Marco Estrada. The Blue Jays failed to muster any sort of offense, falling 3-0 in the game and 4-1 in the series.



PLAYER HISTORY

ALL TIME ROSTER

MANAGERS, COACHES AND PLAYERS 1977 THRU 2016

TOTAL NUMBER OF PLAYERS — 709 + INTERIM MANAGER INCLUDES ALL PLAYERS WHO HAVE PLAYED IN ONE OR MORE OFFICIAL MAJOR LEAGUE GAMES

| | | | |
|--|--|---|--|
| MANAGERS (12) | +Whitt, Ernie (05-'08)..... 12 | Brumfield, Jacob (of) (96-'97; 99)...2, 5 | Crabtree, Tim (rhp) (95-'97)..... 37 |
| Cox, Bobby (82-'85)..... 6 | Widmar, Al (80-'89)..... 41 | Bruno, Tom (rhp) (77-'90)..... 21 | Crawford, Evan (lhp) (12)..... 42, 46 |
| Farnell, John (11-'12)..... 42, 52 | Williams, Jimmy (80-'85)..... 3, 24 | Buchholz, Taylor (rhp) (10)..... 30 | Creek, Doug (lhp) (03)..... 39 |
| Fregosi, Jim (99-'00)..... 42, 52 | | Buck, John (c) (10)..... 14, 42 | Crespo, Felipe (rf) (96-'98)..... 3, 6 |
| Gaston, Cito (89-'97; '08-'10) 42, 43 | PLAYERS | Buehrle, Mark (lhp) (13-'15)..... 42, 56 | Crozier, Eric (lf) (04)..... 17 |
| Gibbons, John (04-'08; '13-)..... 5, 42* | A (23) | Buice, DeWayne (rhp) (89)..... 38 | Cruz Jr., Jose (of) ('97-'02)..... 23 |
| Hartsfield, Roy (77-'79)..... 13 | Accardo, Jeremy (rhp) ('06-'10)..... 49 | Bullington, Bryan (rhp) (09)..... 36 | Cruz Victor, (rhp) (78)..... 47 |
| Johnson, Tim (98)..... 17 | Acevedo, Juan (rhp) ('03)..... 57 | Burnett, A.J. (rhp) (06-'08)..... 34 | Cumblin, Darwin (rhp) (00)..... 34 |
| Martinez, Buck (01-'02)..... 13 | Acker, Jim (rhp) (83-'86; '89-'91)..... 24, 31, 34 | Burns, Andy (lf) ('16)..... 1 | Cummings, Steve (rhp) ('89-'90)..... 32 |
| Mattick, Bobby (80-'81)..... 3 | Adams, Glenn (dh) (82)..... 55 | Burres, Brian (lhp) (09)..... 14 | |
| Queen, Mel (97)..... 34 | Adams, Russ (lf) ('04-'09)..... 8 | Burroughs, Jeff (dh) (85)..... 34 | D (37) |
| Tosca, Carlos ('02-'04)..... 14 | Adams, Terry (rhp) (04)..... 51 | Bush, Dave (rhp) ('04-'05; '13)..... 49, 54 | Daal, Omar (lhp) (97)..... 5, 59 |
| Williams, Jimmy (86-'89)..... 3 | Aikens, Willie (dh-1b) ('84-'85)..... 24 | Bush, Homer (lf) ('99-'02)..... 18 | Dalesandro, Mark (c) ('98-'99)..... 54 |
| | Aingo, Danny (lf-of) ('79-'81)..... 2 | Buskey, Tom (rhp) ('78-'80)..... 44 | Darr, Mike (rhp) (77)..... 28 |
| COACHES (69) | Albers, Andrew (lhp) ('15)..... 2 | Butler, Sal (c) ('88)..... 26 | Darwin, Danny (rhp) ('95)..... 43 |
| Arnsberg, Brad (05-'09)..... 38, 42* | Albers, Butch (dh) (78)..... 14 | Butler, Rich (of) ('97)..... 20 | Davey, Tom (rhp) (99)..... 43 |
| Bailor, Bob (92-'95)..... 3 | Alexander, Doyle (rhp) ('83-'86) 33, 47 | Byrd, Jeff (rhp) (77)..... 27 | Davis, Bob (c) ('79-'80)..... 8 |
| Bair, Mike (02-'05)..... 56 | Alfonso, Edgardo (lf) ('06)..... 13 | | Davis, Dick (of) ('82)..... 35 |
| Bevington, Terry ('99-'01)..... 35 | Allenson, Gary (c) ('85)..... 38 | C (70) | Davis, Doug (lhp) ('03)..... 48 |
| Brantley, Mickey ('05-'07)..... 14, 42* | Almanzar, Carlos (rhp) ('97-'98)..... 40 | Cabrera, Francisco (c) ('89)..... 21 | Davis, Rajai (of) ('11-'13)..... 11, 42* |
| Breeden, Joe (04)..... 53 | Alomar, Roberto (lf) ('91-'95)..... 12 | Cabrera, Melky (of) ('13-'14)..... 42, 53 | Davis, Steve (lhp) ('85-'86)..... 25 |
| Butera, Sal (98)..... 11, 22 | Alvarez, Henderson (rhp) ('11-'12) 37 | Cadaret, Greg (rhp) ('94)..... 23 | Daylen, Ken (lhp) ('91; '93)..... 46 |
| +Butterfield, Brian ('02-'12)..... 42, 55 | Andrews, Clayton (lhp) (00)..... 36 | Cairo, Miguel (lf) ('96)..... 3 | DeBar, Dennis (lhp) ('77)..... 22 |
| Cisco, Galen (88; '90-'95)..... 42 | Andujar, Luis (rhp) ('96-'98)..... 49 | Campo, Shawn (rhp) (08-'11)..... 42, 57 | Delgado, Carlos (1b) ('93-'04)..... 6, 21, 25 |
| Connor, Mark (01-'02)..... 53 | Antolin, Dustin (rhp) ('16)..... 46 | Campanuso, Sil (of) ('98)..... 6 | De Jong, Jordan (rhp) (07)..... 57 |
| De Armas, Roy (00)..... 56 | Aquino, Luis (rhp) ('86)..... 32 | Canate, Willie (of) ('93)..... 17 | De la Stava, Steve (lf) ('12)..... 42, 50 |
| Denbo, Gary (08)..... 47 | Arenovich, J.P. (c) ('77-'79)..... 9, 42* | Candelaria, John (rhp) (90)..... 48 | Dellucci, Scott (09)..... 26 |
| Doerr, Bobby ('77-'81)..... 3 | Asby, Alan (c) ('77-'78; '80)..... 25 | Candotti, Tom (rhp) ('91)..... 49 | de los Santos, Valerio (lhp) (04)..... 26 |
| Ela, Lee (00)..... 33 | | Cannon, J.J. (lhp) ('79-'80)..... 30 | Dermod, Matt (lhp) ('16)..... 50 |
| Felste, John ('80-'81)..... 28 | B (69) | Canseco, Jose (of-dh) ('98)..... 33, 44 | DeRosa, Mark (lf) (13)..... 16, 42* |
| Gaston, Cito (82-'89; '00-'01) 41, 43 | Bair, Doug (rhp) ('88)..... 40 | Carlson, Jesse (lhp) ('08-'11)..... 39, 43, 48 | DeWitt, Matt (rhp) ('00, '01)..... 20, 49 |
| +Gibbons, John ('02-'04)..... 58 | Baker, Dave (lf) ('82)..... 31 | Carpenter, Chris (rhp) ('97-'02) 26, 50 | Diamond, Scott (lhp) ('16)..... 32 |
| Griffin, Alfredo (96-'97)..... 4 | Bale, John (lhp) ('99-'00)..... 49 | Carpenter, David (rhp) ('12)..... 39 | Diaz, Carlos (c) ('90)..... 59 |
| Guerrero, Epy (81)..... 53 | Banks, Josh (rhp) (07)..... 58 | Carpenter, Drew (rhp) ('12)..... 39 | Diaz, Jonathan (lf) ('14-'15)..... 1 |
| Hacker, Rich (91-'94)..... 16, 20, 42* | Barajas, Rod (c) ('08-'09)..... 43 | Carrara, Giovanni (rhp) ('95-'96)..... 38 | Diaz, Robinson (of) ('08-'11)..... 14 |
| Hale, DeMarlo (13-)..... 16, 20, 42* | Barfield, Jesse (of) ('81-'89)..... 29 | Carreno, Joel (rhp) ('11-'12)..... 34 | Dickey, R.A. (lhp) ('13-'16)..... 42, 43 |
| Hentgen, Pat ('11-'13)..... 41, 42* | Barker, Kevin (lf) ('06)..... 43 | Carrera, Ezequiel (lf) ('15-)..... 30 | Dominquez, Matt (lf) ('16)..... 32 |
| Hisle, Larry (92-'95)..... 39 | Barlow, Mike (rhp) ('80-'81)..... 46 | Carter, Joe (of) ('91-'97)..... 29, 43 | Dominquez, Andy (c) ('05)..... 56 |
| Holmberg, Dennis (94-'95)..... 46 | Barnes, Danny (rhp) ('15-)..... 24, 30 | Carri, Rico (dh) ('78-'79)..... 29 | Donaldson, Josh (lf) ('15)..... 20, 42* |
| Hubbard, Jackie (98)..... 16 | Barney, Darwin (lf) ('15-)..... 18 | Cash, Kevin (c) ('02-'04)..... 29 | Dotel, Octavio (rhp) ('11)..... 29 |
| Jorg, Garth (96; '01-'02)..... 16 | Barrett, Michael (c) ('09)..... 5, 42* | Cassidy, Scott (rhp) ('02)..... 40 | Doubont, Felix (lhp) ('15)..... 57 |
| Jacoby, Brock (15-)..... 26, 42* | Batista, Miguel (rhp) ('04-'05)..... 43 | Castillo, Alberto (c) ('00-'01)..... 30 | Douglass, Sean (rhp) (04)..... 24 |
| Johnson, Dane (15-)..... 38, 42* | Batista, Tony (lf) ('99-'01)..... 7 | Castillo, Frank (c) ('00-'01)..... 37 | Downs, Scott (lf) ('05-'10)..... 30 |
| Knop, Bobby (00)..... 29 | Batiste, Kevin (of) ('89)..... 34 | Castillo, Tony (lhp) ('88-'89; '93-'96)..... 27, 49 | Drabek, Kyle (rhp) ('10-'14)..... 4, 42* |
| Langford, Rick (06; '06-'10) 22, 42* | Battista, Howard (3b) ('95)..... 14 | Castro, Miguel (rhp) ('15)..... 51 | Ducey, Rob (of) ('87-'92; '00)..... 20, 22, 40 |
| Leiper, Tim (14-)..... 34, 42*, 51 | Bautista, Jose (of) ('08-)..... 19, 23, 42* | Catalanotto, Frank (of) ('03-'06)..... 27 | Duncan, Mariano (lf) ('97)..... 24 |
| Leppert, Don (77-'79)..... 43 | Beck, Chad (rhp) ('11-'12)..... 58 | Caudill, Bill (rhp) ('85-'86)..... 36 | Dyson, Sam (rhp) ('12)..... 35 |
| Lett, Jim ('97-'99)..... 10 | Beime, Eric (rhp) (01)..... 40 | Cecil, Brett (lhp) ('09-'16)..... 27, 42* | |
| Leyna, Nick ('93-'97; '08-'10) 16, 42* | Bell, Derek (of) ('91-'92)..... 14 | Cecilian, Darrell (lf) ('16-)..... 9 | E (15) |
| Linas, Winston ('88)..... 57 | Bell, George (of) ('81; '83-'90)..... 11 | Cedeno, Domingo (lf) ('93-'96) 20, 29 | Ekstein, David (lf) (08)..... 11 |
| Lovullo, Torey ('11-'12)..... 7, 42* | Benitez, Juan (of-dh) ('87-'88) 7, 21 | Cerone, Rick (c) ('77-'79)..... 9 | Eldredge, Butch (rhp) (79)..... 16 |
| Malave, Omar (10)..... 42, 52 | Benitez, Armando (rhp) ('08)..... 48 | Cerutti, John (lhp) ('85-'90)..... 55 | Eichorn, Mark (rhp) (82; '86-'88; '92-'93)..... 28, 38, 48 |
| Matthews, Gary ('98-'99)..... 36 | Benoit, Joaquin (rhp) ('16)..... 53 | Chacin, Gustavo (lhp) ('04-'07) 39 | Encarnacion, Edwin (lf) ('09-'16)..... 7, 10, 12, 42* |
| McLaren, John ('86-'90)..... 7, 24 | Berenguer, Juan (rhp) ('81)..... 30 | Chavez, Jesse (rhp) ('12, '16)..... 20, 30 | Eppard, Jim (ph) (90)..... 26 |
| Menke, Denis (80-'81)..... 14 | Berez, Dave (lf) ('02-'04)..... 2 | Chavez, Raul (c) ('09)..... 13 | Escobar, Kelvin (rhp) ('97-'03) 45, 47 |
| Miller, Bob (77-'79)..... 15 | Berroa, Geronimo (of) ('99)..... 29 | Chulk, Vinnie (rhp) ('03-'06) 50 | Escobar, Yunel (lf) ('10-'12)..... 5, 42* |
| Moore, Jackie (77-'79)..... 42 | Biagini, Joe (rhp) ('16-)..... 31, 42* | Clancy, Jim (rhp) ('77-'88)..... 18 | Espinosa, Nino (rhp) ('81)..... 38 |
| Mattola, Chad (13)..... 39, 42* | Black, Bud (rhp) ('90)..... 35 | Clarke, Bryan (lhp) ('84)..... 35 | Estabala, Bobby (c) ('04)..... 20 |
| Moseby, Lloyd (99)..... 16 | Black, Willie (rhp) ('90)..... 28 | Clarke, Steve (lf) ('03-'04; '07)..... 4, 6 | Estrada, Marco (rhp) ('15-)..... 25 |
| Murphy, Dwayne (08-'13)..... 21, 25, 41, 42* | Blake, Casey (lf) ('06)..... 43 | Clayton, Royce (lf) ('07)..... 11, 42* | Evans, Tom (lf) ('97-'98)..... 2, 28 |
| | Bohanon, Brian (lhp) ('96)..... 32, 60 | Clemens, Roger (rhp) ('97-'98) 21 | Eveland, Dana (lhp) ('10)..... 30, 42* |
| | Bombark, Mark (rhp) ('81-'82) 17, 45 | Coats, Buck (of) ('08)..... 21 | Ewing, Sam (lf-of-dh) ('77-'78)..... 5 |
| | Bonifacio, Emilio (lf) ('13)..... 1, 42* | Coco, Pasqual (rhp) ('00-'02)..... 38, 54 | Eyre, Scott (lhp) ('01-'02)..... 46 |
| | Bonnell, Barry (of) ('80-'83)..... 9 | Coelho, Robert (rhp) ('12)..... 56 | |
| | Borbon, Pedro (lhp) ('00-'02)..... 34, 51 | Colabello, Chris (lf) ('15-'16)..... 15 | F (26) |
| | Borders, Pat (c) ('88-'94; '99)..... 10, 29 | Coleman, Joe (rhp) ('78)..... 16, 40 | Fairly, Ron (lf-of) ('77)..... 6 |
| | Bordick, Mike (lf) ('03)..... 16 | Coles, Darnell (of) ('93-'94)..... 11 | Farquhar, Danny (rhp) ('11-'12)..... 49 |
| | Boschetti, Rick (of) ('78-'81)..... 22 | Collins, Dave (of) ('83-'84)..... 10 | Fasano, Sal (c) ('07)..... 13 |
| | Boucier, Denis (lhp) ('91)..... 35 | Cone, David (rhp) ('92; '95)..... 11 | Feldman, Scott (rhp) ('16)..... 46 |
| | Bowles, Brian (rhp) ('01-'03)..... 26, 37 | Cooper, Brian (rhp) ('02)..... 50 | Felix, Junior (of) ('89-'90)..... 47, 54 |
| | Bowling, Steve (of) ('77)..... 30 | Cooper, David (lf) ('11-)..... 30, 40 | Fernandez, Tony (lf) ('83-'90; '93; '98-'99; '01)..... 1 |
| | Boyd, Matt (lhp) ('15)..... 46 | Cooper, Don (rhp) ('83)..... 36 | Fielder, Cecil (dh-1b) ('85-'88)..... 23 |
| | Braun, Steve (lf-dh) ('80)..... 11 | Copeland, Scott (rhp) ('15)..... 28 | Figuerola, Luis (lf) ('06)..... 46 |
| | Breun, Bob (c) ('89)..... 9 | Cordova, Francisco (rhp) ('12)..... 48 | Fife, Bob (rhp) ('01-'02)..... 04, 36 |
| | Brito, Tilson (lf) ('96-'97)..... 12, 14 | Cordova, Marty (of) ('00)..... 15 | Filer, Tom (rhp) ('85)..... 49 |
| | Brown, Scott (rhp) ('93-'94; '96) 27, 44 | Cornett, Brad (rhp) ('94-'95)..... 22, 58 | Flanagan, Mike (lhp) ('87-'90)..... 46 |
| | Brown, Kevin (of) ('79)..... 5 | Cox, Danny (rhp) ('93-'95)..... 50 | |
| | Brown, Bobby (c) ('98-'99)..... 14 | Cox, Ted (lf) ('81)..... 34 | |

BIographies

History

Records

Opponents

Player Dev.

Media & Misc.



Flemer, Huck (hp) ('93-'96-'97)... 32, 3
 Fletcher, Darrin (c) ('98-'02)..... 9
 Floyd, Gavin (hp) ('16-)..... 39
 Francis, Jeff (hp) ('12-)..... 35
 Francisco, Ben (of) ('12-)..... 8, 42
 Francisco, Frank (hp) ('11-)..... 50
 Francisco, Juan (f) ('14-)..... 47
 Frascatoro, John (hp) ('99-'01)..... 52
 Fraser, Willie (hp) ('91)..... 27
 Frasier, Jason (hp) ('04-'11-'12)..... 54
 Frederick, Kevin (hp) ('04)..... 48
 Freel, Ryan (f) ('01)..... 10
 Freisleben, Dave (hp) ('79)..... 25
 Frye, Jeff (f) ('01)..... 3
 Fullimer, Brad (hp) ('00-'01)..... 20

G (47)

Garcia, Carlos (f) ('97)..... 13
 Garcia, Damaso (f) ('80-'86)..... 7
 Garcia, Pedro (f) ('77)..... 38
 Garvin, Jerry (hp) ('77-'82)..... 36
 Gaudin, Chad (hp) ('05)..... 35
 Geisel, Dave (hp) ('82-'83)..... 35
 Germano, Justin (hp) ('13)..... 52
 Getz, Chris (f) ('14-)..... 39
 Giannelli, Ray (f) ('91)..... 19
 Gilles, Tom (hp) ('90)..... 46
 Gillespie, Cole (f) ('14-)..... 9
 Girardo, Chad (f) ('16-)..... 57
 Glenn, Troy (f) ('06-'07)..... 57
 Glous, Brad (f) ('14)..... 55
 Glover, Gary (hp) ('99)..... 51
 Glyn, Ryan (hp) ('04)..... 51
 Goins, Ryan (f) ('13-)..... 17, 42
 Gomes, Yvan (c) ('12)..... 68
 Gomez, Chris (f) ('04)..... 3
 Gomez, Luis (f) ('78-'79)..... 11
 Gonzales, Rene (f) ('91)..... 20
 Gonzalez, Alex (f) ('10)..... 11, 42
 Gonzalez, Alex (f) ('04-'01)..... 35
 Gonzalez, Edgar (hp) ('99)..... 35
 Goodwin, Curtis (f) ('13)..... 37
 Gordon, Don (hp) ('86-'87)..... 39
 Goss, Anthony (of) ('12-'14)..... 8, 43
 Gott, Jim (hp) ('82-'84)..... 38
 Gozzo, Mauro (hp) ('89)..... 47
 Graveman, Kendall (hp) ('14)..... 31
 Grebeck, Craig (f) ('98-'00)..... 4
 Green, Nick (f) ('10)..... 21
 Green, Shawn (of) ('93-'99)..... 15
 Greene, Charlie (c) ('00)..... 21
 Greene, Todd (f) ('00)..... 27
 Greene, Willie (f) ('90)..... 12
 Gregg, Kevin (hp) ('10)..... 63
 Griffin, Alfredo (f) ('79-'84-'92-'93) 4
 Griffin, John-Ford (of) ('05-'07-'11) 24
 Grilli, Jason (hp) ('16-)..... 37
 Grillo, Steve (hp) ('79)..... 45
 Gronkiewicz, Lee (hp) ('07)..... 62
 Gross, Gabe (of) ('04-'05)..... 18, 21
 Gruber, Kelly (f) ('84-'92)..... 17
 Gunderson, Eric (hp) ('00)..... 39
 Guthrie, Mark (hp) ('00)..... 38
 Guzman, Juan (hp) ('91-'96)..... 57, 66

H (43)

Haque, Matt (f) ('15)..... 23
 Hall, Darren (hp) ('94-'95)..... 36
 Halladay, Roy (hp) ('98-'09)..... 32, 52
 Hamilton, Joey (hp) ('99-'01)..... 50
 Hanson, Eric (hp) ('96-'98)..... 39
 Happ, J.A. (hp) ('12-'14-'16-) 33, 48
 Hargan, Steve (hp) ('77)..... 26
 Hartenstein, Chuck (hp) ('77)..... 24
 Hattig, John (f) ('06)..... 23
 Havens, LaTroy (hp) ('15)..... 33
 Hayhurst, Dirk (hp) ('09)..... 56
 Heaton, Jeff (c) ('85-'86)..... 54
 Hecklavyra, Adelyn (f) ('12)..... 3
 Henderson, Rickey (of) ('93)..... 14, 24
 Hendrickson, Mark (hp) ('02-'03) 43
 Hendriks, Liam (hp) ('14-'15)..... 31, 39
 Henke, Tom (hp) ('85-'92)..... 50
 Hentgen, Pat (hp) ('91-'99-'04)..... 41
 Heredia, Felix (hp) ('02)..... 49
 Hermansen, Chad (of) ('04-'05)..... 33
 Hernandez, Pedro (f) ('79-'82)..... 29, 39
 Hernandez, Toby (f) ('04)..... 54
 Hernandez, Xavier (hp) ('89)..... 42
 Hill, Aaron (f) ('05)..... 2, 42
 Hill, Gianellen (of) ('89-'91)..... 24, 29
 Hill, Shawn (hp) ('10)..... 31, 45
 Hillenbrand, Shea (f) ('05-'06)..... 29
 Hinks, Eric (f) ('02-'06)..... 11
 Hodspun, Paul (of) ('80)..... 49
 Hoffpauer, Jarrett (f) ('10)..... 3, 5
 Hollins, Dave (dh) ('99)..... 17
 Horsman, Vince (hp) ('91)..... 26
 Horton, Willie (dh) ('78)..... 48
 Howell, Roy (f) ('77-'80)..... 13

Loup, Aaron (hp) ('12-)..... 42, 62
 Lowe, Mark (hp) ('15)..... 57
 Ludwick, Eric (hp) ('99)..... 40
 Luebert, Steve (hp) ('79)..... 46
 Luesken, Kirk (hp) ('90)..... 38
 Luna, Hector (f) ('03-'08)..... 18
 Lyon, Brandon (hp) ('01-'02-'12)..... 28, 31

M (66)

MacDonald, Bob (hp) ('90-'92)..... 45
 Macha, Ken (f) ('81)..... 20
 Macha, Mike (f) ('80)..... 11
 Mahler, Mickey (hp) ('86)..... 40
 Maksudina, Mike (f) ('92)..... 21
 Maljonado, Candy (of) ('91-'92-'95)..... 23
 Manrique, Fred (f) ('81)..... 84, 2
 Marcum, Shaun (hp) ('05-'10)..... 28
 Martin, Norberto (f) ('99)..... 43, 58
 Martin, Russell (c) ('15-)..... 42, 45
 Martinez, Buck (c) ('81-'86)..... 13
 Martinez, Dave (of) ('00)..... 14
 Martinez, Domingo (1b) ('92-'93)..... 19
 Martinez, Sandy (c) ('95-'97)..... 35, 53
 Mason, Jim (f) ('17)..... 11, 14, 1
 Mastrolanni, Danin (of) ('11-'14) 1, 33
 Matheny, Jeff (c) ('99)..... 11, 22
 Mathis, Mike (f) ('12)..... 6, 42
 Matuszak, Len (hp) ('85)..... 25
 Maurer, David (hp) ('04)..... 51
 Mayberry, John (1b) ('78-'82)..... 10
 Mayberry Jr., John (of) ('14)..... 9
 Mazzilli, Lee (of-dh) ('89)..... 13
 McCoy, Mike (f) ('10-'12)..... 18, 42
 McDonald, John (f) ('05-'11)..... 6, 42
 McGowan, Dustin (hp) ('05-'14)..... 29, 40
 McGriff, Fred (1b) ('86-'90)..... 19
 McKay, Dave (f) ('77-'79)..... 39
 McLaughlin, Brian (hp) ('80-'84)..... 50
 McNea, Brian (of) ('99)..... 56
 McRae, Jerry (of) ('08)..... 36
 Menchino, Frank (f) ('04-'05)..... 4
 Menhart, Paul (hp) ('95)..... 55
 Merced, Orlando (of) ('97)..... 6
 Michalak, Chris (hp) ('01)..... 17
 Miller, Dyar (hp) ('79)..... 15, 30
 Miller, Justin (hp) ('02-'05)..... 43
 Miller, Trevor (hp) ('03-'11)..... 43, 51
 Mills, Brad (hp) ('09-'11-'14)..... 38, 59
 Milner, Brian (c) ('78)..... 39
 Mirabelle, Paul (hp) ('90-'81)..... 42
 Moffitt, Randy (hp) ('83)..... 17
 Molina, Bengie (c) ('06)..... 31
 Molina, Jose (c) ('10-'11)..... 8
 Molitor, Paul (dh) ('93-'95)..... 19
 Mondesi, Raul (of) ('00-'02) 43
 Moore, Balor (hp) ('78-'80)..... 38
 Moore, Charlie (c) ('87)..... 21
 Morales, Franklin (hp) ('16)..... 56
 Morandini, Mickey (f) ('00)..... 1
 Morgan, Mike (hp) ('83)..... 30
 Morris, Jack (hp) ('92-'93)..... 47
 Morrow, Brandon (hp) ('10-'14)..... 27, 23, 42

N (12)

Moseby, Lloyd (f) ('80-'89)..... 15
 Mosquera, Julio (c) ('96-'97)..... 36
 Mottola, Chad (of) ('00-'06)..... 21, 22
 Mullinkins, Rance (f) ('82-'92)..... 5
 Munro, Peter (hp) ('99-'00)..... 13, 69
 Murphy, Bill (hp) ('09)..... 42, 62
 Murphy, Tom (hp) ('77-'79)..... 45
 Murray, Dale (hp) ('81-'82)..... 33
 Musselman, Jeff (hp) ('86-'89)..... 28
 Musselman, Ron (hp) ('84-'85)..... 30
 Myers, Greg (c) ('87)..... 19
 '89-'92-'03-'05)..... 16, 21, 28, 52
 Myers, Randy (hp) ('98)..... 28

O (11)

Nakamura, Michael (hp) ('04)..... 53
 Navarro, Dioner (c) ('14-'15-'16)..... 30, 42
 Nickeas, Mike (f) ('13)..... 15
 Niclosa, Steve (c) ('85)..... 35
 Nicky, Phil (hp) ('87)..... 35
 Nix, Jason (f) ('11)..... 28, 42
 Nixon, Otis (of) ('96-'97)..... 2
 Nolin, Sean (hp) ('13-'14)..... 35
 Nordbrock, Tim (f) ('77-'78)..... 16
 Nordhagen, Wayne (of-dh) ('82) 3, 30
 Norris, Daniel (hp) ('14-'15)..... 32
 Nunez, Jose (hp) ('87-'89)..... 45

P (29)

Painter, Lance (hp) ('00-'01)..... 28, 40
 Parades, Jimmy (f) ('16)..... 37
 Parker, Dave (dh) ('91)..... 39
 Parris, Steve (hp) ('01-'02)..... 39
 Parrish, John (hp) ('08)..... 31
 Parrish, Lance (c) ('95)..... 13
 Patterson, Corey (f) ('11)..... 16, 42
 Paulay, David (hp) ('12)..... 49
 Pennington, Cliff (f) ('15)..... 9
 Perez, Juan (hp) ('13)..... 57
 Perez, Luis (hp) ('11-'13)..... 42, 47
 Perez, Robert (of) ('94-'97)..... 17
 Perez, Tomas (f) ('95-'98)..... 1, 13
 Person, Robert (hp) ('97-'99)..... 31
 Peterson, Adam (hp) ('04)..... 59
 Petrali, Geno (c) ('82-'84)..... 14
 Phelps, Josh (c) ('00-'04)..... 17
 Phillips, Jason (c) ('06-'07)..... 47
 Phillips, Kyle (c) ('09)..... 42
 Phillips, Tony (of) ('98)..... 12
 Pillar, Kevin (of) ('13-)..... 11, 22, 42
 Plesac, Dan (hp) ('97-'99-'01-'02) 19
 Polite, Cliff (hp) ('02-'03)..... 19
 Pompey, Dalton (of) ('14-)..... 42, 45
 Pond, Simon (of) ('04)..... 18
 Powell, Hosken (of-dh) ('82-'83)..... 22
 Price, David (hp) ('15)..... 44
 Prokopec, Luke (hp) ('02)..... 44
 Purcey, David (hp) ('08-'11)..... 25

Oliver, Al (dh) ('85)..... 0
 Oliver, Darren (hp) ('12-'13)..... 38
 Olmedo, Ray (f) ('07)..... 1
 Orta, Jorge (of-dh) ('83)..... 33
 Ortiz, Ramon (hp) ('13)..... 34
 Osuna, Roberto (hp) ('15-)..... 54
 Otanez, Willis (f) ('99)..... 21
 Overbay, Lyle (f) ('06-'10-'17) 35, 42, 57

Q (37)

Quainan, Paul (hp) ('96-'01)..... 48
 Quinlan, Tom (f) ('90-'92)..... 16
 Quiroz, Guillermo (c) ('04-'05)..... 16
 Rader, Doug (f) ('77)..... 10
 Ramos, Domingo (f) ('80)..... 17
 Rasmus, Colby (of) ('11-'14)..... 28, 42
 Rasmussen, Rob (hp) ('11-'15)..... 59
 Rauch, Jon (hp) ('14)..... 42, 60
 Ray, Robert (hp) ('09-'10)..... 60
 Redmond, Todd (hp) ('13-'15) 42, 58
 Reed, Jeremy (f) ('10)..... 54
 Reichert, Dan (hp) ('03)..... 42
 Reimold, Nolan (of) ('14)..... 14
 Revere, Ben (f) ('15)..... 7
 Revering, Dave (1b-dh) ('82)..... 10
 Reyes, Jo-Jo (hp) ('11)..... 37
 Reyes, Jose (f) ('13-'15)..... 7, 42
 Richmond, Scott (hp) ('08-'12)..... 42, 48, 57
 Righthet, Dave (hp) ('94)..... 24
 Rios, Alex (of) ('04-'09)..... 15, 42
 Risley, John (hp) ('96-'98)..... 55
 Rivers, Justin (f) ('11)..... 20, 42
 Roberts, Leon (of) ('82)..... 20
 Roberts, Ryan (f) ('06-'07)..... 4, 20
 Robertson, Bob (1b-dh) ('79)..... 5
 Robinson, Kenny (hp) ('95-'97)..... 44, 52
 Rodriguez, Nerio (hp) ('98-'99)..... 39
 Roenicke, Josh (hp) ('09-'10)..... 17, 33
 Rogers, Esmil (hp) ('13-'14)..... 32, 42
 Rogers, Jimmy (hp) ('95)..... 47
 Rolan, Scott (f) ('08-'09)..... 33, 42
 Rosen, David (hp) ('09)..... 46
 Romero, David (hp) ('05)..... 50
 Romero, Ricky (hp) ('09-'13)..... 24
 Roof, Phil (c) ('77)..... 40
 Rosario, Francisco (hp) ('06)..... 36
 Ross, Mark (hp) ('88)..... 21
 Ruiz, Randy (of) ('09-'10)..... 3, 21
 Ryan, B.J. (hp) ('06-'09)..... 52
 Rzepczynski, Marc (hp) ('09-'11)..... 34, 42

R (37)

Rader, Doug (f) ('77)..... 10
 Ramos, Domingo (f) ('80)..... 17
 Rasmus, Colby (of) ('11-'14)..... 28, 42
 Rasmussen, Rob (hp) ('11-'15)..... 59
 Rauch, Jon (hp) ('14)..... 42, 60
 Ray, Robert (hp) ('09-'10)..... 60
 Redmond, Todd (hp) ('13-'15) 42, 58
 Reed, Jeremy (f) ('10)..... 54
 Reichert, Dan (hp) ('03)..... 42
 Reimold, Nolan (of) ('14)..... 14
 Revere, Ben (f) ('15)..... 7
 Revering, Dave (1b-dh) ('82)..... 10
 Reyes, Jo-Jo (hp) ('11)..... 37
 Reyes, Jose (f) ('13-'15)..... 7, 42
 Richmond, Scott (hp) ('08-'11)..... 25

S (50)

Sanchez, Alex (f) ('06-'07)..... 4, 20
 Robertson, Bob (1b-dh) ('79)..... 5
 Robinson, Kenny (hp) ('95-'97)..... 44, 52
 Rodriguez, Nerio (hp) ('98-'99)..... 39
 Roenicke, Josh (hp) ('09-'10)..... 17, 33
 Rogers, Esmil (hp) ('13-'14)..... 32, 42
 Rogers, Jimmy (hp) ('95)..... 47
 Rolan, Scott (f) ('08-'09)..... 33, 42
 Rosen, David (hp) ('09)..... 46
 Romero, David (hp) ('05)..... 50
 Romero, Ricky (hp) ('09-'13)..... 24
 Roof, Phil (c) ('77)..... 40
 Rosario, Francisco (hp) ('06)..... 36
 Ross, Mark (hp) ('88)..... 21
 Ruiz, Randy (of) ('09-'10)..... 3, 21
 Ryan, B.J. (hp) ('06-'09)..... 52
 Rzepczynski, Marc (hp) ('09-'11)..... 34, 42
 Schoeneweis, Scott (hp) ('05-'06) 60
 Schofield, Dick (ss) ('93-'94)..... 4, 22
 Schrom, Ken (hp) ('80-'82)..... 2, 31
 Schultz, Bo (hp) ('15-)..... 47
 Scott, John (of) ('77)..... 11



| | |
|---|--|
| Scutaro, Marco (if) ('08-'09) ... 19, 42* | Stottlemire, Todd (rhp) ('88-'94) ... 16, 30 |
| Segui, David (if) ('99) ... 19 | Stroman, Marcus (rhp) ('14-) 6, 54 |
| Senteney, Steve (rhp) ('82) 34 | Sturtz, Tanyon (rhp) ('03) 31 |
| Service, Scott (rhp) ('03) 53 | Swann, Pedro (of) ('02) 8 |
| Sharperson, Mike (if) ('87) 10 | |
| Shepherd, Ron (of) ('84-'86) 21 | |
| Sierra, Moses (of) ('12-'14) 14, 42* | T (23) |
| Sierra, Ruben (of) ('97) 14 | Tabler, Pat (if) ('91-'92) 15 |
| Silva, Jose (rhp) ('96) 45 | Tallet, Brian (lhp) ('06-'10; '11) 56 |
| Simmons, Brian (of) ('01) 22 | Tam, Jeff (rhp) ('03) 33 |
| Sinclair, Steve (rhp) ('98-'99) ... 46, 53 | Taubenheim, Ty (rhp) ('06-'07) 48 |
| Singer, Bill (rhp) ('77) 48 | Teahen, Mark (if) ('11) 20 |
| Small, Aaron (rhp) ('94) 38 | Tepera, Ryan (rhp) ('15-) 52 |
| Smith, Jason (if) ('07) 4 | Thames, Eric (of) ('11-'12) 14, 46 |
| Smith, Mike (rhp) ('02) 53 | Thigpen, Curtis (c) ('07-'08) 7, 59 |
| Smook, Justin (if) ('15-) 13, 14, 42 | Thole, Josh (c) ('13-'16) 22, 30, 42* |
| Snider, Travis (of) ('08-'12) 42, 45 | Thomas, Frank (dh) ('07-'08) 35, 42* |
| Snyder, Cory (if-of) ('91) 27 | Thompson, Andy (of) ('00) 16 |
| Sojo, Luis (if) ('90-'93) 2, 6, 13 | Thornton, Lou (of) ('85-'87-'88) 28 |
| Solaita, Justin (1b-dh) ('79) 27 | Thurman, Corey (rhp) ('02-'03) 35 |
| Speier, Tony (rhp) ('04-'06) 30 | Timlin, Mike (rhp) ('91-'97) 40 |
| Spojaric, Paul (rhp) ('94-'96-'97-'99) 24, 40, 45 | Todd, Jackson (rhp) ('79-'81) 32, 40 |
| Sprague, Ed (if-c) ('91-'98) 33 | Tolleson, Steve (if) ('14-'15) 18, 42* |
| St. Claire, Randy (lhp) ('94) 37 | Torrealba, Yovirt (c) ('12) 8 |
| Staggs, Steve (if) ('77) 2 | Torres, Hector (rhp) ('77) 29 |
| Stairs, Matt (if-of) ('07-'08) 24 | Towers, Josh (rhp) ('03-'07) 7 |
| Stanley, Mike (dh) ('98) 20 | Trachsel, Steve (rhp) ('00) 46 |
| Stark, Matt (c) ('87) 47 | Travis, Devon (if) ('15-) 29, 42* |
| Stewart, Dave (rhp) ('93-'94) 34 | Trizek, Rick (rhp) ('92) 35 |
| Stewart, Shannon (of) ('95-'03-'08) 7, 24, 42* | Tulowitzki, Troy (if) ('15-) 2, 42* |
| Stewart, Zach (rhp) ('11) 56 | |
| Stieb, Dave (rhp-of) ('79-'92-'98) 37 | U (3) |
| Storen, Drew (rhp) ('16) 45 | Underwood, Tom (lhp) ('78-'79) 24 |
| Storey, Mickey (rhp) ('13) 37 | Upshaw, Willie (if) ('78-'80-'87) 26 |
| | Upton, Melvin (of) ('16-) 7 |

| | |
|--|---|
| V (12) | Whiteside, Matt (rhp) ('05) 48 |
| Valdez, Merkin (rhp) ('10) 47 | Whitmer, Dan (c) ('81) 6 |
| Valencia, Danny (if) ('14-'15) 15, 42* | Whitt, Ernie (c) ('77-'78-'80-'89) 12 |
| Van Ryn, Ben (lhp) ('98) 50 | Wiggins, Scott (rhp) ('02) 57 |
| Velazquez, Jorge (if) ('08) 4 | Wilborn, Ted (of) ('79) 35 |
| Velez, Otto (if-of-dh) ('77-'82) 19 | Wiley, Mark (rhp) ('78) 21 |
| Venditte, Pat (rhp/lhp) ('16-) 42, 44* | Wilkinson, Brad (of) ('08) 35 |
| Vernilyea, Jamie (rhp) ('07) 36 | Williams, Kenny (of) ('90-'91) 12, 13 |
| Villanueva, Carlos (rhp) ('11-'12) 33 | Williams, Matt (rhp) ('83) 45 |
| Viola, Frank (rhp) ('96) 19 | Williams, Woody (rhp) ('93-'98) 30, 54 |
| Virgil, Ozzie (c) ('89-'90) 21, 26 | Willis, Mike (lhp) ('77-'81) 23, 33 |
| Vizquel, Omar (if) ('12) 13, 17, 42* | Willis, Frank (rhp) ('88-'91) 44 |
| Vuckovich, Pete (rhp) ('77) 30 | Wilson, Mookie (of) ('89-'91) 3 |

| | |
|---|---|
| W (42) | Wilson, Tom (c) ('02-'03) 9, 15 |
| Wagner, Neil (rhp) ('13-'14) 42, 45 | Winfield, Dave (of) ('92) 32 |
| Walker, Pete (rhp) ('02-'03-'05-'06) 41 | Wise, Dewayne (of) ('00-'02-'10-'11) 1, 3, 16, 55 |
| Wallace, Dave (rhp) ('78) 46 | Withem, Shannon (rhp) ('98) 58 |
| Walters, P.J. (rhp) ('11) 40 | Witt, Kevin (1b) ('98-'99) 6 |
| Wang, Chien-Ming (rhp) ('13) 67 | Wolfe, Brian (rhp) ('07-'09) 40 |
| Ward, Duane (rhp) ('86-'95) 31 | Woods, Al (of) ('77-'78) 20 |
| Ward, Turner (of) ('91-'93) 16, 24 | Woods, Gary (of) ('77-'78) 35 |
| Ware, Jeff (rhp) ('95-'96) 52 | Woodward, Chris (if) ('99-'04-'11-'12) 5, 25, 31 |
| Wasdin, John (rhp) ('03) 38 | |
| Weathers, David (rhp) ('91-'92) 53 | Z (3) |
| Weber, Thad (rhp) ('13) 51 | Zabranski, Victor (rhp) ('07) 31 |
| Webster, Mitch (of) ('83-'85) 23 | Zam, Gregg (c) ('04-'08) 9 |
| Wells, David (rhp) ('87-'92-'99-'00) ... 33, 36 | Zosky, Eddie (if) ('91-'92) 1 |

| | |
|---|-----------------------------------|
| Wells, Greg (1b-dh) ('81) 43 | #12 Retired on July 31, 2011 |
| Wells, Randy (rhp) ('08) 59 | #42* In honour of Jackie Robinson |
| Wells, Vernon (of) ('99-'10) 3, 10, 42* | Day |
| Werth, Jayson (of) ('02-'03) 13, 54 | |
| Weston, Mickey (rhp) ('91) 26 | |
| White, Devon (of) ('91-'95) 25 | |
| Whiten, Mark (of) ('90-'91) 23, 40 | |

THE ORIGINAL BLUE JAYS

AMERICAN LEAGUE EXPANSION DRAFT SELECTIONS NOVEMBER 5, 1976

1. Bob Bailor, if-of, Baltimore
2. Jerry Garvin, lhp, Minnesota
3. Jim Clancy, rhp, Texas
4. Gary Woods, of, Oakland
5. Rico Carty, if-dh, Cleveland
6. Butch Edge, rhp, Milwaukee
7. Al Fitzmorris, rhp, Kansas City
8. Al Woods, of, Minnesota
9. Mike Darr, rhp, Baltimore
10. Pete Vuckovich, rhp, Chicago
11. Jeff Byrd, rhp, Texas
12. Steve Bowling, of, Milwaukee
13. Dennis DeBarr, lhp, Detroit
14. Bill Singer, rhp, Minnesota
15. Jim Mason, if, New York

16. Doug Ault, if, Texas
17. Ernie Whitt, c, Boston
18. Mike Weathers, if, Oakland
19. Steve Staggs, if, Kansas City
20. Steve Hargan, rhp, Texas
21. Garth Iorg, if, New York
22. Dave Lemanczyk, rhp, Detroit
23. Larry Anderson, rhp, Milwaukee
24. Jesse Jefferson, rhp, Chicago
25. Dave McKay, if, Minnesota
26. Tom Bruno, rhp, Kansas City
27. Otto Velez, of, New York
28. Mike Willis, lhp, Baltimore
29. Sam Ewing, of, Chicago
30. Leon Hooten, rhp, Oakland

2-0 in WORLD SERIES PLAY

In 1993 the Toronto Blue Jays won the World Series and became just the 4th team in history to go undefeated in their first two trips to the Fall Classic.

- | | |
|-------------------|--------------------------|
| 1903, 1912 | Boston Red Sox |
| 1906, 1917 | Chicago White Sox |
| 1920, 1948 | Cleveland Indians |
| 1992, 1993 | Toronto Blue Jays |
| 1997, 2003 | Florida Marlins |



ALL-TIME UNIFORM NUMBERS 1977-2016

MANAGERS

3
Bobby Mattick, Jimmy Williams

5
John Gibbons

6
Bobby Cox

7
Roy Hartsfield

11
Jim Fregosi

13
Buck Martinez

14
Carlos Tosca

17
Tim Johnson

34
Mel Queen

43
Cito Gaston

52
John Farrell

COACHES

1
Cookie Rojas

2
Luis Rivera

3
Bob Bailor, Lee Elia, Jimmy Williams

4
Alfredo Griffin, Luis Rivera, Cookie Rojas

7
Rich Hacker, Torey Lovullo, John McLaren, Eddie Rodriguez

8
John Sullivan

10
Jim Lett

11
Sal Butera

12
Ernie Whitt

14
Mickey Brantley, Denis Menke, Carlos Tosca

15
Bob Miller, Gene Tenace

16
DeMarlo Hale, Jack Hubbard, Garth Lorg, Nick Leyva, Lloyd Moseby, Gene Tenace

18
Gene Tenace

20
DeMarlo Hale

21
Dwayne Murphy

22
Sal Butera, Rick Langford, Don Wakamatsu

24
John McLaren, Jimmy Williams

25
Dwayne Murphy, Kevin Seitzer, Mike Squires

26
Brook Jacoby, Willie Upshaw

28
John Felske, Willie Upshaw

29
Bobby Knoop

30
Marty Pevey

31
Bobby Doerr

34
Tim Leiper, Mel Queen, Dave Stewart

35
Terry Bevington

36
Gary Matthews

38
Brad Arnsberg, Dane Johnson

39
Larry Hisle, Chad Mottola

40
Pete Walker

41
Cito Gaston, Pat Hentgen, Dwayne Murphy, Harry Warner, Al Widmar

42
Galen Cisco, Jackie Moore, Billy Smith

43
Cito Gaston, Don Leppert

45
Marty Pevey, Dave Stewart

46
Dennis Holmberg, Bob Stanley

47
Gary Denbo, Gil Patterson

51
Tim Leiper

52
Omar Malave, Bruce Walton

53
Joe Breedon, Mark Connor, Epy Guerrero, Bruce Walton

55
Brian Butterfield

56
Mike Barnett, Roly de Armas, Hector Torres

57
Winston Llenas

58
John Gibbons, Marty Pevey

60
Eric Owens

63
Luis Rivera

PLAYERS

0
Al Oliver

00
Cliff Johnson

1
Bob Bailor, Emilio Bonifacio, Andy Burns, Jonathan Diaz, Tony Fernandez, Orlando Hudson, Joe Inglett, Darin Mastroianni, Bengie Molina, Mickey Morandini, Ray Olmedo, Tomas Perez, Dewayne Wise, Eddie Zosky

2
Danny Ainge, Dave Berg, Jacob Brumfield, Rob Butler, Tom Evans, Aaron Hill, Cesar Izturis, Kelly Johnson, Manny Lee, Nelson Liriano, Fred Manrique, Otis Nixon, Luis Sojo, Steve Staggs, Troy Tulowitzki

3
Steve Bowling, Miguel Cairo, Ezequiel Carrera, Felipe Crespo, Jeff Frye, Chris Gomez, Adeiny Hechavarria, Jarrett Hoffpauir, Orlando Hudson, Maicer Izturis, Reed Johnson, Norberto Martin, Brian Milner, Wayne Nordhagen, Leon Roberts, Randy Ruiz, Vernon Wells, Mookie Wilson, Dewayne Wise

4
Howie Clark, Kyle Drabek, Craig Grebeck, Alfredo Griffin, Joe Inglett, Manny Lee, Frank Menechino, Ryan Roberts, Phil Roof, Dick Schofield, Jason Smith, Jorge Velandia

5
Michael Barrett, Bobby Brown, Jacob Brumfield, Mark Dalesandro, Yunel Escobar, Sam Ewing, Jarrett Hoffpauir, Craig Kucick, Domingo Martinez, Rance Mulliniks, Bob Robertson, Chris Woodward

6
Sil Campusano, Howie Clark, Felipe Crespo, Carlos Delgado, Ron Fairly, Pat D. Kelly, Joe Lawrence, Jeff Mathis, John McDonald, Orlando Merced, Luis Sojo, Marcus Stroman, Dan Whitmer, Kevin Witt

7
Tony Batista, Juan Beniquez, Edwin Encarnacion, Damaso Garcia, Pat F. Kelly, Felipe Lopez, Jeremy Reed, Ben Revere, Jose Reyes, Shannon Stewart, Curtis Thigpen, Josh Towers, Melvin Upton

8
Russ Adams, Alan Ashby, Bob Davis, Ben Francisco, Alex S. Gonzalez, Anthony Gose, Ken Macha, Jose Molina, Pedro Swann, Yorvit Torrealba



9

J. P. Arencibia, Barry Bonnell, Bob Brenly, Darrell Ceciliani, Rick Cerone, Darrin Fletcher, Cole Gillespie, Rick Leach, John Mayberry Jr., John Olerud, Cliff Pennington, Tom Wilson, Gregg Zaun

10

Pat Borders, Dave Collins, Edwin Encarnacion, Jim Mason, John Mayberry, Doug Rader, Dave Revering, Mark Sharperson, Vernon Wells

11

George Bell, Steve Braun, Royce Clayton, Darnell Coles, David Cone, Rajai Davis, David Eckstein, Ryan Freel, Luis Gomez, Alex Gonzalez, John-Ford Griffin, Eric Hinske, Jeff Kent, Mike Macha, Mike Matheny, Kevin Pillar, Juan Samuel, John Scott

12 (NUMBER RETIRED-7/31/11)

Ruberto Alomar, Tilson Brito, Rich Butler, Edwin Encarnacion, Willie Greene, Luis Lopez, Tony Phillips, Ernie Whitt, Kenny Williams

13

Edgardo Alfonzo, Raul Chavez, Sal Fasano, Carlos Garcia, Roy Howell, Brett Lawrie, Buck Martinez, Lee Mazzilli, Peter Munro, Jeff Musselman, Lance Parrish, Tomas Perez, Justin Smoak, Luis Sojo, Omar Vizquel, Jayson Werth, Kenny Williams

14

Butch Alberts, Howard Battle, Derek Bell, Tilson Brito, Kevin Brown, John Buck, Brian Burres, Robinzon Diaz, Rickey Henderson, Tommy Hutton, Alex Infante, Darrin Jackson, George Kottaras, Dave Martinez, Gino Petralli, David Price, Nolan Reimold, Moises Sierra, Ruben Sierra, Justin Smoak, Eric Thames

15

Chirs Colabello, Marty Cordova, Shawn Green, Fred Lewis, Kevin Millar, Lloyd Moseby, Mike Nieceas, Alex Rios, Pat Tabler, Danny Valencia, Tom Wilson

16

Mike Bordick, Joe Coleman, Mark DeRosa, Butch Edge, Garth Iorg, Dan Johnson, Tim Johnson, Greg Myers, Tim Lincecum, Corey Patterson, Tom Quinlan, Guillermo Quiroz, Todd Stottlemyre, Andy Thompson, Turner Ward, Dewayne Wise

17

Mark Bombardieri, Eric Crozier, David Dellucci, Ryan Goins, Curtis Goodwin, Kelly Gruber, Dave Hollins, Tim Johnson, Brett Lawrie, Chris Michalak, Randy Moffitt, Lyle Overbay, Robert Perez, Josh Phelps, Domingo Ramos, Josh Roenicke, Omar Vizquel

18

Darwin Barney, Homer Bush, Jim Clancy, Gabe Gross, Ryan Langerhans, Tom Lawless, Hector Luna, Mike McCoy, Tomo Ohka, Simon Pond, Benito Santiago, Steve Tolleson

19

Jose Bautista, Ray Gianneli, Domingo Martinez, Fred McGriff, Paul Molitor,

Dan Plesac, Cliff Politte, Marco Scutaro, David Segui, Otto Velez, Frank Viola

20

Rod Barajas, Rob Butler, Domingo Cedenio, Jesse Chavez, Josh Donaldson, Rob Ducey, Bobby Estalella, Brad Fullmer, Ken Huckaby, Bobby Korecky, Patrick Lennson, Juan Rivera, Ryan Roberts, Mike Stanley, Mark Teahen, Al Woods

21

Juan Beniquez, Tom Bruno, Francisco Cabrera, Willie Canate, Rico Carty, Roger Clemens, Buck Coats, Carlos Delgado, Nick Green, Charlie Greene, Gabe Gross, Cory Lidle, Esteban Loaiza, Mike Macksudian, Charlie Moore, Chad Mottola, Greg Myers, Willis Otanez, Mark Ross, Randy Ruiz, Sergio Santos, Michael Saunders, Ken Schrom, Ron Shepherd, Ozzie Virgil, Mark Wiley

22

Henry Blanco, Rick Bosetti, Brad Cornett, Dennis DeBarr, Rob Ducey, Jimmy Key, Brandon League, Mike Matheny, Chad Mottola, Charlie O'Brien, Kevin Pillar, Hosken Powell, Dick Schofield, Brian Simmons, Josh Thole

23

Jose Bautista, Greg Cadaret, Jose Cruz Jr., Cecil Fielder, Matt Hague, John Hattig, Jason Kershner, Dave Lemanczyk, Candy Maldonado, Brandon Morrow, Shannon Stewart, Mitch Webster, Mark Whiten, Mike Willis

24

Jim Acker, Willie Aikens, Danny Barnes, Sean Dougllass, Mariano Duncan, John-Ford Griffin, Chuck Hartenstein, Rickey Henderson, Glenallen Hill, Bobby Kielty, Dave Righetti, Ricky Romero, Paul Spoljaric, Matt Stairs, Shannon Stewart, Tom Underwood, Turner Ward

25

Doug Ault, Steve Davis, Carlos Delgado, Marco Estrada, Dave Freisleiter, Troy Glaus, Roy Lee Jackson, Len Matuszek, David Purcey, Devon White, Chris Woodward

26

Brian Bowles, Sal Butera, Chris Carpenter, Valerio de los Santos, Jim Eppard, Steve Hargan, Vince Horsman, Michael Huff, Adam Lind, Doug Linton, Willie Upshaw, Ozzie Virgil, Mickey Weston

27

Willie Blair, Scott Brow, Jeff Byrd, Tony Castillo, Frank Catalanotto, Brett Cecil, Jeff DeWillis, Willie Fraser, Todd Greene, Jimmy Key, Mickey Klutts, Randy Knorr, Chris Latham, Anthony Sanders, Cory Snyder, Tony Solaita

28

Casey Blake, Scott Copeland, Mike Darr, Mark Eichhorn, Tom Evans, Al Leiter, Brandon Lyon, Shaun Marcum, Greg Myers, Randy Myers, Jayson Nix, Lance Painter, Colby Rasmus, Lou Thornton

29

Jesse Barfield, Geronimo Berroa, Pat Borders, Joe Carter, Kevin Cash, Octavio Dotel, Scott Eyre, Pedro Hernandez, Glenallen Hill, Shea Hillenbrand, Garth Iorg, Dustin McGowan, Hector Torres, Devon Travis

30

Danny Barnes, Juan Berenguer, Taylor Buchholz, Joe (J.J.) Cannon, Alberto Castillo, David Cooper, Dana Eveland, Doug Linton, Kevin Millar, Mike Morgan, Ron Musselman, Dioner Navarro, Wayne Nordhagen, Justin Speier, Todd Stottlemyre, Josh Thole, Pete Vuckovich, Woody Williams

31

Jim Acker, Dave Baker, Joe Biagini, Kendall Graveman, Liam Hendriks, Shawn Hill, Erik Kratz, Andy LaRoche, Brian Leshar, Ted Lilly, Brandon Lyon, John Parrish, Robert Person, Kyle Phillips, Ken Schrom, Tanyon Sturtze, Duane Ward, Chris Woodward, Victor Zambrano

32

Luis Aquino, Charlie Beaman, Brian Bohanon, Steve Cummings, Scott Diamond, Matt Dominguez, Huck Flener, Roy Halladay, LaTroy Hawkins, Edwin Hurtado, Don Kirkwood, Jack Kucek, Aaron Laffey, Jeff Musselman, Daniel Norris, Esmil Rogers, Jackson Todd, Dave Winfield

33

Doyle Alexander, Jose Canseco, Chad Hermansen, Jeremy Jeffress, Joey Johnson, Darin Mastroianni, Dale Murray, Jorge Orta, Josh Roenicke, Scott Rolan, Alex Sanchez, Ed Sprague, Jeff Tam, Carlos Villanueva, David Wells, Mike Willis

34

Jim Acker, Kevin Batiste, Pedro Borbon, A.J. Burnett, Joel Carreno, Stan Clarke, Ted Cox, Darwin Cubillan, Jesse Jefferson, Justin Miller, Ramon Ortiz, Mark Rzepczynski, Steve Senteney, Dave Stewart

35

Bud Black, Denis Boucher, Bryan Clark, Dick Davis, Sam Dyson, Jeff Francis, Chad Gaudin, Dave Geisel, Edgar Gonzalez, Brandon League, Rommie Lewis, Sandy Martinez, Jeff Musselman, Steve Nicosia, Phil Niekro, Sean Nolin, Lyle Overbay, Frank Thomas, Corey Thurman, Rick Tricek, Ted Wilborn, Brad Wilkerson, Gary Woods

36

Clayton Andrews, Brian Bullington, Bill Caudill, Don Cooper, Bob File, Jerry Garvin, Darren Hall, Drew Hutchison, Marty Janzen, Kevin Mench, Francisco Rosario, Jamie Vermilyea, David Wells

37

Henderson Alvarez, Brian Bowles, Frank Castillo, Tim Crabtree, Scott Downs, Jason Grilli, Reed Johnson, Graeme Lloyd, Jimmy Parades, Jo-Jo Reyes, Randy St. Claire, Dave Stieb, Mickey Storey

BIographies

LAST SEASON

HISTORY

RECORDS

OPPONENTS

PLAYER DEV.

MEDIA & MISC.



38

Gary Allenson, DeWayne Buice, Giovanni Carrara, Pasqual Coco, Mark Eichhorn, Nino Espinosa, Huck Flener, Pedro Garcia, Jim Gott, Mark Guthrie, Rick Luecken, Norberto Martin, Brad Mills, Balor Moore, Darren Oliver, Aaron Small, John Wasdin

39

Jesse Carlson, David Carpenter, Drew Carpenter, Gustavo Chacin, Doug Creek, Gavin Floyd, Chris Getz, Don Gordon, Eric Gunderson, Erik Hanson, Liam Hendriks, Pedro Hernandez, Paul Kilgus, Adam Loewen, Dave McKay, Dave Parker, Steve Parris, Nerio Rodriguez

40

Carlos Almanzar, Doug Bair, Kevin Beirne, Scott Cassidy, Joe Coleman, David Cooper, Matt DeWitt, Rob Ducey, Mark Lemongello, Eric Ludwick, Mickey Mahler, Dustin McGowan, Lance Painter, Paul Spoljaric, Mike Timlin, Jackson Todd, P.J. Walters, Mark Whiten, Brian Wolfe

41

Pat Hentgen, Aaron Sanchez, Pete Walker

42

Xavier Hernandez, Paul Mirabella

43

Kevin Barker, Miguel Batista, Jesse Carlson, Joe Carter, Tom Davey, R.A. Dickey, Anthony Gose, Mark Hendrickson, John Hudek, Trevor Miller, Raul Mondesi, Greg Wells

44

Scott Brow, Jeff Burroughs, Tom Buskey, Jose Canseco, Danny Darwin, Casey Janssen, Cliff Johnson, Jerry Johnson, Billy Koch, Aquilino Lopez, Luke Prokopec, Kenny Robinson, Pat Venditte, Frank Wills

45

Mark Bomback, Kelvim Escobar, Steve Grilli, Shawn Hill, Tony Johnson, Francisco Liriano, Bob MacDonald, Tom Murphy, Jose Nunez, Dalton Pompey, Jose Silva, Travis Snider, Paul Spoljaric, Drew Storen, Neil Wagner, Matt Williams

46

Dustin Antolin, Mike Barlow, Matt Boyd, Evan Crawford, Ken Dayley, Scott Feldman, Luis Figueroa, Mike Flanagan, Tom Gilles, Joe Kennedy, Jason Kershner, Gary Lavelle, Kerry Ligtenberg, Steve Luebber, Dyar Miller, Julio Mosquera, Mike Romano, Steve Sinclair, Eric Thames, Steve Trachsel, Dave Wallace

47

Doyle Alexander, Victor Cruz, Kelvim Escobar, Junior Felix, Juan Francisco, Mauro Gozzo, Phil Huffman, Corey Koskie, Jack Morris, Luis Perez, Jason Phillips, Jimmy Rogers, Bo Schultz, Matt Stark, Merkin Valdez

48

Armando Benitez, John Candelaria, Jesse Carlson, Phil Coke, Francisco Cordero, Doug Davis, Mark Eichhorn,

Kevin Frederick, J.A. Happ, Willie Horton, Junior Lake, Luis Leal, Paul Quantrill, Scott Richmond, Bill Singer, Ty Taubenheim, Matt Whiteside

49

Jeremy Accardo, Luis Andujar, John Bale, Dave Bush, Tom Candiotti, Tony Castillo, Matt DeWitt, Danny Farquhar, Tom Flier, Felix Heredia, Paul Hodgson, Ricardo Jordan, Brad Lincoln, David Pauley

50

Chris Carpenter, Vinnie Chulk, Brian Cooper, Danny Cox, Steve Delabar, Matt Dermody, Frank Francisco, Joey Hamilton, Tom Henke, Dane Johnson, Rommie Lewis, Joey McLaughlin, Davis Romero, Ben Van Ryn

51

Terry Adams, Pedro Borbon, Miguel Castro, Gary Glover, Ryan Glynn, Bobby Korecky, Jesse Litsch, David Maurer, Trevor Miller, Thad Weber

52

John Frascatore, Justin Germano, Roy Halladay, Greg Myers, Kenny Robinson, B.J. Ryan, Ryan Tepera, Jeff Ware

53

Joaquin Benoit, Melky Cabrera, Leo Estrella, Dennis Lamp, Sandy Martinez, Michael Nakamura, Scott Service, Steve Sinclair, Mike Smith, David Weathers

54

Dave Bush, Pasqual Coco, Omar Daal, Junior Felix, Jason Frasor, Jeff Heaton, Toby Hernandez, Randy Knorr, Roberto Osuna, Dan Reichert, Marcus Stroman, Jayson Werth, Woody Williams

55

Glenn Adams, John Cerutti, Brad Glenn, Josh Johnson, Russell Martin, Paul Menhart, Bill Risley, Dewayne Wise

56

Mark Buehrle, Robert Coello, Andy Dominique, Ryota Igarashi, Brian McRae, Franklin Morales, Zach Stewart, Brian Tallet

57

Juan Acevedo, Shawn Camp, Jordan De Jong, Felix Doubront, Chad Girdo, Juan Guzman, Mark Lowe, Juan Perez, Scott Richmond, Scott Wiggins

58

Josh Banks, Chad Beck, Brad Cornett, Dirk Hayhurst, Wilfredo Ledezma, Todd Redmond, Shannon Wither

59

Mark Dalesandro, Carlos Diaz, Brad Mills, Adam Peterson, Rob Rasmussen, Curtis Thigpen, Randy Wells

60

Brian Bohanon, Jon Rauch, Robert Ray, Scott Schoeneweis

62

Lee Gronkiewicz, Aaron Loup, Bill Murphy

63

Kevin Gregg

64

Chad Jenkins

66

Juan Guzman, Munenori Kawasaki

67

Andrew Albers, Chien-Ming Wang

68

Yan Gomes, Arnold Leon

69

Peter Munro

70

Domingo Cedenro

88

Rene Gonzales



PLAYER TRANSACTIONS

BLUE JAYS TRADES

| DATE | CLUB | OBTAINED | FOR |
|--------------------|---------------|---|--|
| PAT GILLICK | | | |
| 11-5-76 | Cleveland | Alan Ashby, c | Al Fitzmorris, rhp |
| 12-6-76 | Cleveland | Doug Howard, 1b-of Rick Cerone, c John Lowenstein, of | Rico Carty, 1b-of |
| 02-17-77 | San Diego | Jerry Johnson, rhp | Dave Roberts, c-if |
| 02-24-77 | Oakland | Ron Fairly, 1b-of | Mike Weathers, if |
| 03-29-77 | Cleveland | Hector Torres, if | John Lowenstein, of |
| 05-9-77 | Texas | Roy Howell, if | Steve Hargan, rhp Jim Mason, if |
| 12-6-77 | St. Louis | Tom Underwood, lhp Victor Cruz, rhp | Peter Vuckovich, rhp John Scott, of |
| 12-8-77 | California | Pat Kelly, c Butch Alberts, 1b-of | Ron Fairly, 1b-of |
| 03-3-78 | St. Louis | Rick Bosetti, of | Tom Bruno, rhp |
| 03-3-78 | Cleveland | Rico Carty, dh | Dennis DeBarr, lhp |
| 04-28-78 | Milwaukee | Tim Johnson, if | Tim Nordbrook, inf |
| 08-15-78 | Oakland | Willie Horton, dh Phil Huffman, rhp | Rico Carty, dh |
| 09-12-78 | San Diego | Mark Wiley, rhp | Andrew Dyes, of |
| 11-27-78 | Houston | Mark Lemongello, rhp Joe Cannon, of Pedro Hernandez, if | Alan Ashby, c |
| 12-5-78 | Houston | Don Pisker, of | Gary Woods, of |
| 12-6-78 | Cleveland | Alfredo Griffin, if Phil Lansford, 3b | Victor Cruz, rhp |
| 11-1-79 | New York (AL) | Chris Chambliss, 1b Paul Mirabella, lhp Damaso Garcia, if | Tom Underwood, lhp Rick Cerone, c Ted Wilborn, of |
| 12-5-79 | Atlanta | Barry Bonnell, of Joey McLaughlin, rhp Pat Rockett, inf | Chris Chambliss, 1b Luis Gomez, ss |
| 12-12-80 | New York (NL) | Roy Lee Jackson, rhp | Bob Bailor, if-of |
| 04-6-81 | New York (NL) | Mark Bombback, rhp | Charlie Puleo, rhp |
| 05-11-81 | Milwaukee | Buck Martinez, c | Gil Kubski, of |
| 06-10-81 | Oakland | Future considerations | Rick Bosetti, of |
| 11-18-81 | New York (AL) | Aurelio Rodriguez, if | Mike Lebo, c |
| 12-28-81 | Minnesota | Hosken Powell, of | Greg Wells, 1b |
| 12-28-81 | Chicago (NL) | Dave Geisel, lhp | Paul Mirabella, lhp |
| 03-25-82 | Kansas City | Rance Mulliniks, if | Phil Huffman, rhp |
| 04-2-82 | Chicago (AL) | Wayne Nordhagen, of-dh | Aurelio Rodriguez, 3b |
| 05-5-82 | New York (AL) | Dave Revering, 1b-dh Jeff Reynolds, 3b Dick Davis, of | John Mayberry, 1b |
| 06-15-82 | Philadelphia | | Wayne Nordhagen, of (to Pittsburgh) |
| 10-27-82 | New York (AL) | Tucker Ashford, 3b | 'conditional' |
| 11-5-82 | Oakland | Cliff Johnson, dh | Al Woods, of |
| 12-9-82 | New York (AL) | Dave Collins, of Mike Morgan, rhp Fred McGriff, 1b | Dale Murray, rhp Tom Dodd, of-c |
| 02-4-83 | Kansas City | Cecil Fielder, 1b | Leon Roberts, of |
| 02-4-83 | New York (NL) | Jorge Orta, dh-of | Steve Senteney, rhp |
| 12-9-83 | Seattle | Bryan Clark, lhp | Barry Bonnell, of |
| 12-19-83 | Kansas City | Willie Aikens, if-dh | Jorge Orta, dh-of |
| 12-8-84 | Oakland | Bill Caudill, rhp | Dave Collins, of Alfredo Griffin, ss |
| 01-26-85 | San Francisco | Gary Lavelle, lhp | Jim Gott, rhp Jack McKnight, rhp Augie Schmidt, if |
| 04-1-85 | Philadelphia | Len Matuszek, 1b-dh | Dave Shipanoff, rhp Jose Escobar, if Ken Kinnard, of |
| 07-9-85 | Los Angeles | Al Oliver, dh | Len Matuszek, 1b-dh |
| 08-29-85 | Texas | Cliff Johnson, dh | Matt Williams, rhp Greg Ferlanda, rhp Jeff Mays, rhp |
| 07-5-86 | Atlanta | Duane Ward, rhp | Doyle Alexander, rhp |
| 07-6-86 | Atlanta | Joe Johnson, rhp | Jim Acker, rhp |
| 02-2-87 | Atlanta | Craig McMurtry, rhp | Damaso Garcia, if Luis Leal, rhp |



| DATE | CLUB | OBTAINED | FOR |
|----------|---------------|--------------------------|--|
| 07-14-87 | Kansas City | Juan Beniquez, of-dh | Luis Aquino, rhp |
| 08-31-87 | Baltimore | Mike Flanagan, lhp | Oswald Peraza, rhp |
| 04-30-89 | New York (AL) | Al Leiter, lhp | Jose Mesa, rhp |
| 07-31-89 | New York (NL) | Mookie Wilson, of | Jesse Barfield, of |
| 08-24-89 | Atlanta | Jim Acker, rhp | Jeff Musselman, lhp |
| 12-17-89 | Atlanta | Ricky Tricek, rhp | Mike Brady, rhp |
| 07-27-90 | Minnesota | John Candelaria, lhp | Tony Castillo, lhp |
| 09-17-90 | Cleveland | Bud Black, lhp | Francisco Cabrera, c |
| 11-6-90 | Atlanta | Nate Cromwell, lhp | Ernie Whitt, c |
| 12-2-90 | California | Devon White, of | Kevin Batiste, of |
| 12-5-90 | San Diego | Willie Fraser, rhp | Nelson Liriano, if |
| 01-15-91 | Baltimore | Marcus Moore, rhp | Pedro Munoz, of |
| 06-27-91 | Cleveland | Joe Carter, of | Mauro Gozzo, rhp |
| 07-14-91 | Chicago (AL) | Roberto Alomar, if | Alex Sanchez, rhp |
| 08-9-91 | Milwaukee | Rene Gonzales, if | Steve Cummings, rhp |
| 07-30-92 | California | Tom Candiotti, rhp | Earl Sanders, rhp |
| 08-28-92 | New York (NL) | Turner Ward, of | Junior Felix, of |
| 12-8-92 | California | Cory Snyder, of | Luis Sojo, if |
| 03-30-93 | San Diego | Candy Maldonado, of | Ken Rivers, c |
| 06-11-93 | New York (NL) | Mark Eichhorn, rhp | Tony Fernandez, ss |
| 07-31-93 | Oakland | David Cone, rhp | Fred McGriff, 1b |
| 03-29-94 | Chicago (AL) | Luis Sojo, if | Rob Blumberg, lhp |
| 11-18-94 | Florida | Darrin Jackson, of | Glenallen Hill, of |
| 12-5-94 | Philadelphia | Tony Fernandez, ss | Mark Whiten, of |
| 04-6-95 | Kansas City | Rickey Henderson, of | Denis Boucher, lhp |
| 07-28-95 | New York (AL) | Mike Huff, of | Shawn Jeter, of |
| 08-31-95 | Texas | Scott Pace, lhp | Steve Wapnick, rhp |
| 12-7-95 | Philadelphia | Monetary compensation | Rob Wishnevski, rhp |
| 12-18-95 | Seattle | David Cone, rhp | William Suero, 2b |
| 05-15-96 | Pittsburgh | Marty Janzen, rhp | Rob Ducey, of |
| 08-22-96 | Chicago (AL) | Jason Jarvis, rhp | Greg Myers, C |
| 11-14-96 | Pittsburgh | Mike Gordon, rhp | Jeff Kent, if |
| 11-20-96 | Texas | Player to be named later | Ryan Thompson, of |
| 12-11-96 | Detroit | Paul Quantrill, rhp | Kelly Gruber, 3b |
| 12-20-96 | New York (NL) | Bill Risley, rhp | Derek Bell, of |
| 03-17-97 | Texas | Miguel Cairo, if | Stoney Briggs, of |
| 07-31-97 | Seattle | Jacob Brumfield, of | Darrin Jackson, of |
| 08-12-97 | Los Angeles | Luis Andujar, rhp | Steve Karsay, rhp |
| 03-14-98 | Texas | Allen Halley, rhp | Jose Herrera, of |
| 07-30-98 | Boston | Carlos Garcia, if | Domingo Martinez, if |
| 07-31-98 | Baltimore | Orlando Merced, of | Eddie Zosky, if |
| | | Dan Plesac, lhp | Rob Butler, of |
| | | Player to be named later | David Sinnes, rhp |
| | | Jason Stevenson, rhp | Anthony Medrano, if |
| | | Anton French, of | Chris Stynes, if |
| | | Robert Person, rhp | David Cone, rhp |
| | | Lonell Roberts, of | Candy Maldonado, of |
| | | Jose Cruz Jr., of | Howard Battle, if |
| | | Bobby Cripps, c | Ricardo Jordan, lhp |
| | | Kevin Brown, c | Paul Menhart, rhp |
| | | Peter Munro, rhp | Edwin Hurtado, rhp |
| | | Jay Yennaco, rhp | D.J.Boston, 1b |
| | | Nerio Rodriguez, rhp | Domingo Cedenro, if |
| | | Shannon Carter, of | Tony Castillo, lhp |
| | | | Jose Silva, rhp |
| | | | Jose Pett, rhp |
| | | | Mike Halperin, lhp |
| | | | Abraham Nunez, if |
| | | | Craig Wilson, c |
| | | | Brandon Cromer, if |
| | | | Lonell Roberts, of |
| | | | Miguel Cairo, if |
| | | | Roberto Duran, lhp |
| | | | John Olerud, 1b |
| | | | Player to be named from 11-20-96 trade |
| | | | Mike Timlin, rhp |
| | | | Paul Spoljaric, lhp |
| | | | Otis Nixon, of |
| | | | Tim Crabtree, rhp |
| | | | Mike Stanley, dh |
| | | | Juan Guzman, rhp |



| DATE | CLUB | OBTAINED | FOR |
|-----------------------|----------------------------|---------------------------------|-------------------------------------|
| 07-31-98 | New York (NL) | Leo Estrella, rhp | Tony Phillips, of |
| 08-6-98 | San Diego | Brian Loyd, c | Randy Myers, lhp |
| 12-13-98 | San Diego | Joey Hamilton, rhp | Woody Williams, rhp |
| 12-14-98 | Detroit | Eric Ludwick, rhp | Carlos Almanzar, rhp |
| 02-18-99 | New York (AL) | Homer Bush, if | Peter Tucci, of |
| | | Graeme Lloyd, lhp | Beiker Graterol, rhp |
| | | David Wells, lhp | Roger Clemens, rhp |
| 03-30-99 | Anaheim | Dave Hollins, if | Tomas Perez, if |
| 05-05-99 | Philadelphia | Paul Spoljaric, lhp | Robert Person, rhp |
| 06-12-99 | Arizona | Tony Batista, if | Dan Plesac, lhp |
| | | John Frascatore, rhp | |
| 07-28-99 | Seattle | David Segui, if | Tom Davey, rhp |
| | | | Steve Sinclair, lhp |
| 08-09-99 | Colorado | Brian McRae, of | Player to be named later |
| | | | (Pat Lynch, rhp, 08-25-99) |
| 11-08-99 | Los Angeles | Pedro Borbon, lhp | Shawn Green, of |
| | | Raul Mondesi, of | Jorge Nunez, if |
| 11-11-99 | St. Louis | Alberto Castillo, c | Pat Hentgen, rhp |
| | | Matt Dewitt, rhp | Paul Spoljaric, lhp |
| | | Lance Painter, lhp | |
| | | Brad Fuller, if | |
| 03-16-00 | Montreal/Texas | | David Segui, if (Texas) |
| | | | Lee Stevens, if (Montreal) |
| 03-22-00 | New York (NL) | Jersen Perez, if | Jim Mann, rhp |
| 07-19-00 | Texas | Esteban Loaiza, rhp | Mike Young, if |
| | | | Darwin Cubillan, rhp |
| 07-26-00 | Philadelphia | Rob Ducey, of | Player to be named later |
| | | | (John Sneed, rhp, 07-31-00) |
| 07-31-00 | Tampa Bay | Steve Trachsel, rhp | Brent Abernathy, if |
| | | Mark Guthrie, lhp | |
| 08-04-00 | Texas | Dave Martinez, of | Player to be named later |
| | | | (Pete Munro, rhp, 08-08-00) |
| 08-06-00 | Philadelphia | Mickey Morandini, if | Player to be named later |
| | | | (Rob Ducey, of, 08-07-00) |
| 11-07-00 | Chicago (AL) | Scott Eyre, lhp | Gary Glover, rhp |
| 11-22-00 | Cincinnati | Steve Parris, rhp | Clayton Andrews, lhp |
| | | | Leo Estrella, rhp |
| 12-11-00 | Baltimore | Jayson Werth, c | John Bale, lhp |
| 12-11-00 | Chicago (NL) | Cole Liniak, if | Player to be named later |
| 01-14-01 | Chicago (AL) | Mike Sirotka, lhp | David Wells, lhp |
| | | Kevin Beirne, rhp | Matt DeWitt, rhp |
| | | Mike Williams, rhp | |
| | | Brian Simmons, of | |
| 01-16-01 | Florida | Player to be named later | Chad Mottola, of |
| | | (Cash considerations) | |
| 03-22-01 | Chicago (AL) | Matt DeWitt, rhp | Mike Williams, rhp |
| J.P. RICCIARDI | | | |
| 12-07-01 | Oakland | Eric Hinske, if | Billy Koch, rhp |
| | | Justin Miller, rhp | |
| 12-10-01 | Chicago (NL) | Felix Heredia, lhp | Alex Gonzalez, if |
| | | Player to be named later | |
| | | (James Deschaine, if, 12-13-01) | |
| 12-13-01 | Los Angeles | Luke Prokopec, rhp | Cesar Izturis, if |
| | | Chad Ricketts, rhp | Paul Quantrill, rhp |
| 01-02-02 | Oakland | Tom Wilson, c | Mike Kremblas, c |
| 01-17-02 | Anaheim | Brian Cooper, rhp | Brad Fuller, if |
| 05-15-02 | Houston | Player to be named later | Pedro Borbon, lhp |
| | | (cash considerations) | |
| 05-26-02 | Philadelphia | Cliff Politte, rhp | Dan Plesac, lhp |
| 07-01-02 | New York (AL) | Scott Wiggins, lhp | Raul Mondesi, of |
| 11-16-02 | Oakland | Cory Lidle, rhp | Mike Rouse, if |
| | | | Chris Mowday, rhp |
| 12-15-02 | Oakland/Arizona/Cincinnati | Player to be named later | Felipe Lopez, if |
| | | (Jason Arnold, rhp, 12-16-02) | |
| 01-07-03 | Oakland | John-Ford Griffin, of | Player to be named later |
| 07-16-03 | Minnesota | Bobby Kielty, OF | Shannon Stewart, OF |
| | | | Player to be named later |
| | | | (David Gassner, lhp, 12-17-03) |
| 11-18-03 | Oakland | Ted Lilly, lhp | Bobby Kielty, of |
| | | | Player to be named later |
| 12-14-03 | Colorado/Tampa Bay | Justin Speier, rhp | Mark Hendrickson, lhp (Tampa Bay) |
| | | | Player to be named later (Colorado) |
| | | | (Sandy Nin, rhp, 12-15-03) |
| | | | Joe Kennedy, lhp (Colorado) |



| DATE | CLUB | OBTAINED | FOR |
|-------------------------|------------------|---|---|
| 03-29-04 | Los Angeles | Jason Frasor, rhp | Jayson Werth, of |
| 05-12-04 | Oakland | Frank Menechino, if | Future considerations |
| 07-24-04 | Boston | John Hattig, if | Terry Adams, rhp |
| 08-06-04 | Cleveland | Eric Crozier, if | Josh Phelps, if |
| 12-02-04 | Cleveland | John McDonald, if | Thomas Mastry, rhp |
| 12-12-04 | Tampa Bay | Chad Gaudin, rhp | Kevin Cash, c |
| 01-12-05 | Arizona | Shea Hillenbrand, if | Adam Peterson, rhp |
| 07-22-05 | Detroit | Player to be named later (cash considerations) | John McDonald, if |
| 11-10-05 | Detroit | John McDonald, if | Cash considerations |
| 12-05-05 | Oakland | Player to be named later (Dustin Majeowski, of) | Chad Gaudin, rhp |
| 12-07-05 | Milwaukee | Lyle Overbay, if Player to be named later (Ty Taubenheim, rhp) | Dave Bush, rhp Gabe Gross, of Player to be named later (Zach Jackson, lhp) Orlando Hudson, 2B Miguel Batista, rhp Corey Koskie, if Bubbie Buzachero, rhp Shea Hillenbrand, if Vinnie Chulk, rhp Scott Schoeneweis, lhp |
| 12-27-05 | Arizona | Troy Glaus, if | |
| 01-06-06 | Milwaukee | Sergio Santos, if | |
| 01-17-06 | Cleveland | Brian Wolfe, rhp | |
| 07-22-06 | San Francisco | Brian Tallet, rhp Jeremy Accardo, rhp | |
| 08-16-06 | Cincinnati | Player to be named later (Trevor Lawhorn, if) | |
| 08-17-06 | Boston | Player to be named later | Eric Hinske, if-of |
| 11-18-07 | Oakland | Marco Scutaro, if | Graham Godfrey, if Kristian Bell, rhp Player to be named later (Justin James, rhp) |
| 12-05-07 | Cincinnati | Buck Coats, of | Troy Glaus, if Cash considerations Cash considerations Player to be named later (Robinson Diaz, c) Matt Stairs, of |
| 01-14-08 | St. Louis | Scott Rolen, if | |
| 05-09-08 | Texas | Kevin Mench, of | |
| 06-05-09 | Oakland | Kevin Mellilo, if | |
| 08-21-08 | Pittsburgh | Jose Bautista, if | |
| 08-30-08 | Philadelphia | Player to be named later (Fabio Castro, lhp) | |
| 08-31-08 | Arizona | Chad Beck, rhp | David Eckstein, if |
| 02-10-09 | San Diego | Matt Bush, rhp | Player to be named later or cash considerations Curtis Thigpen, c Scott Rolen, if |
| 03-27-09 | Oakland | Player to be named later | |
| 07-31-09 | Cincinnati | Edwin Encarnacion, if Josh Roenicke, rhp Zach Stewart, rhp | |
| ALEX ANTHOPOULOS | | | |
| 12-16-09 | Philadelphia | Kyle Drabek, rhp Michael Taylor, of Travis D'Amaud, c | Roy Halladay, rhp Cash considerations |
| 12-16-09 | Oakland | Brett Wallace, if | |
| 12-23-09 | Seattle | Brandon Morrow, rhp | Michael Taylor, of Brandon League, rhp Johermyn Chavez, of Cash considerations Cash considerations Cash considerations Cash considerations Dana Eveland, lhp Alex Gonzalez, if Tyler Pastornicky, if Tim Collins, lhp Brett Wallace, if Player to be named later or cash considerations Trystan Magnuson, rhp Daniel Farquhar, rhp Cash considerations Shaun Marcum, rhp Vernon Wells, of |
| 01-9-10 | Cleveland | Zach Jackson, lhp | |
| 01-20-10 | San Francisco | Merkin Valdez, rhp | |
| 02-06-10 | Oakland | Dana Eveland, lhp | |
| 04-15-10 | San Francisco | Fred Lewis, of | |
| 06-01-10 | Pittsburgh | Ronald Uviedo, rhp | |
| 07-14-10 | Atlanta | Yunel Escobar, if Jo-Jo Reyes, lhp | |
| 07-29-10 | Houston | Anthony Gose, of | |
| 11-04-10 | Colorado | Miguel Olivo, c | |
| 11-17-10 | Oakland | Rajai Davis, of | |
| 12-03-10 | Milwaukee | Carlos Villanueva, rhp | |
| 12-06-10 | Milwaukee | Brett Lawrie, if | |
| 01-21-11 | Los Angeles (AL) | Mike Napoli, c Juan Rivera, of | |
| 01-25-11 | Texas | Frank Francisco, rhp | Mike Napoli, c Cash considerations |
| 03-29-11 | Cleveland | Jayson Nix, if | Cash considerations |
| 04-18-11 | Oakland | Daniel Farquhar, rhp | David Purcey, lhp |
| 07-12-11 | Los Angeles (NL) | Cash considerations | Juan Rivera, of |
| 07-27-11 | Chicago (AL) | Edwin Jackson, rhp Mark Teahen, if/of Colby Rasmus, of Brian Tallet, lhp Trevor Miller, lhp P.J. Walter, rhp | Jason Frasor, rhp Zach Stewart, rhp Edwin Jackson, rhp Octavio Dotel, rhp Marc Rzepczynski, lhp Corey Patterson, of |
| 07-27-11 | St. Louis | | |



| DATE | CLUB | OBTAINED | FOR |
|----------|------------------|---|--|
| 08-23-11 | Arizona | Kelly Johnson, if | Aaron Hill, if John McDonald, if Cash considerations |
| 11-04-11 | Oakland | Trystan Magnuson, rhp | Brad Mills, lhp |
| 11-26-11 | Cleveland | Luis Valbuena, if | Nestor Molina, rhp |
| 12-03-11 | Los Angeles (AL) | Jeff Mathis, c | Frank Gailey, lhp |
| 12-06-11 | Chicago (AL) | Sergio Santos, rhp | Daniel Webb, rhp |
| 12-12-11 | Philadelphia | Ben Francisco, of | Myles Jaye, rhp |
| 01-01-12 | Chicago (AL) | Jason Frasor, rhp | Francisco Cordero, rhp |
| 07-20-12 | Houston | J.A. Happ, lhp Brandon Lyon, rhp David Carpenter, rhp | Ben Francisco, of Carlos Perez, c Asher Wojciechowski, rhp David Rollins, lhp Joe Musgrove, rhp Player to be named later (Kevin Comer, rhp) |
| 07-30-12 | Pittsburgh | Brad Lincoln, rhp | Travis Snider, of |
| 07-30-12 | Seattle | Steve Delabar, rhp | Eric Thames, of |
| 08-24-12 | Oakland | Cash considerations | Jesse Chavez, rhp |
| 09-21-12 | Milwaukee | Cash considerations | Yorvit Torrealba, c |
| 10-21-12 | Boston | Mike Aviles, if | David Carpenter, rhp |
| 11-03-12 | Cleveland | Esmil Rogers, rhp | Mike Aviles, if Yan Gomes, c/if |
| 11-08-12 | Kansas City | Jeremy Jeffress, rhp | Cash considerations |
| 11-19-12 | Miami | Josh Johnson, rhp Mark Buehrle, lhp Jose Reyes, if Emilio Bonifacio, if/of John Buck, c | Yunel Escobar, if Jeff Mathis, c Adeiny Hechavarria, if Henderson Alvarez, rhp Jake Marisnick, of Justin Nicolino, lhp Anthony Desclafani, rhp |
| 12-17-12 | New York (NL) | R.A. Dickey, rhp Josh Thole, c Mike Nickeas, c | Noah Syndergaard, rhp Travis d'Arnaud, c John Buck, c Wuilmer Becerra, of |
| 02-23-13 | Philadelphia | Michael Schwimer, rhp | Art Charles, if |
| 04-01-13 | Chicago (AL) | cash considerations | Lars Anderson, if |
| 04-22-13 | Chicago (AL) | cash considerations | Casper Wells, of |
| 08-14-13 | Kansas City | Player to be named later or cash considerations | Emilio Bonifacio, if |
| 12-03-13 | Philadelphia | Rob Rasmussen, lhp Erik Kratz, c | Brad Lincoln, rhp |
| 12-12-13 | Los Angeles (AL) | International cap space | Brian Moran, lhp |
| 07-25-14 | Oakland | cash considerations | Deck McGuire, rhp |
| 07-28-14 | Kansas City | Danny Valencia, if | Erik Kratz, c Liam Hendriks, rhp |
| 08-31-14 | Philadelphia | John Mayberry Jr., if/of | Gustavo Pierre, if |
| 10-30-14 | Kansas City | Liam Hendriks, rhp | Santiago Nesso, c |
| 11-01-14 | Milwaukee | Marco Estrada, rhp | Adam Lind, if |
| 11-12-14 | Detroit | Devon Travis, if | Anthony Gose, of |
| 11-28-14 | Oakland | Josh Donaldson, if | Brett Lawrie, if Sean Nolin, lhp Kendall Graveman, rhp Franklin Barreto, if J.A. Happ, lhp |
| 12-03-14 | Seattle | Michael Saunders, of | Tyler Ybarra, lhp |
| 02-04-15 | Colorado | Jayson Aquino, lhp | Andy Wilkens, if |
| 05-03-15 | Los Angeles (NL) | cash considerations | Matt West, rhp |
| 05-04-15 | Los Angeles (NL) | cash considerations | Jayson Aquino, lhp |
| 05-10-15 | Pittsburgh | cash considerations | cash or player to be named later |
| 05-15-15 | Houston | Ronald Torreyes, if | Ronald Torreyes, if |
| 06-12-15 | Los Angeles (NL) | cash considerations | Jose Reyes, if |
| 07-28-15 | Colorado | Troy Tulowitzki, if LaTroy Hawkins, rhp | Miguel Castro, rhp Jeff Hoffman, rhp Jesus Tinoco, rhp |
| 07-30-15 | Detroit | David Price, lhp | Daniel Norris, lhp Matt Boyd, lhp Jairo Labourt, lhp |
| 07-31-15 | Oakland | cash considerations | Felix Doubront, lhp |
| 07-31-15 | Seattle | Mark Lowe, rhp | Nick Wells, lhp Rob Rasmussen, lhp Jacob Brentz, lhp |
| 07-31-15 | Philadelphia | Ben Revere, of | Alberto Tirado, rhp Jimmy Cordero, rhp |
| 08-08-15 | Arizona | Cliff Pennington, if | Dawel Lugo, if |
| 09-13-15 | Los Angeles (NL) | Darwin Barney, if | Player to be named (Jack Murphy, c) |



| DATE | CLUB | OBTAINED | FOR |
|----------------------|------------------|--|----------------------------|
| TONY LACAVALA | | | |
| 11-20-15 | Oakland | Jesse Chavez, rhp | Liam Hendricks, rhp |
| ROSS ATKINS | | | |
| 01-05-16 | Oakland | Arnold Leon, rhp | cash/player to be named |
| 01-08-16 | Washington | Drew Storen, rhp | Ben Revere, of |
| 02-02-16 | New York (NL) | Darrell Ceciliani, of | cash |
| 05-31-16 | Atlanta | Jason Grilli, rhp/ cash considerations | Sean Ratcliffe, rhp |
| 06-01-16 | Philadelphia | cash considerations/ player to be named | Jimmy Paredes, if |
| 07-26-16 | San Diego | Melvin Upton, of/ cash considerations | Hansel Rodriguez, rhp |
| 07-26-16 | Seattle | Joaquin Benoit, rhp | Drew Storen, rhp |
| 08-01-16 | Pittsburgh | Francisco Liriano, lhp | Drew Hutchison, rhp |
| | | | Reese McGuire, c |
| | | | Harold Ramirez, of |
| 08-01-16 | Houston | Scott Feldman, rhp | Gaudalupe Chavez, rhp |
| 08-01-16 | Los Angeles (NL) | Mike Bolsinger, rhp | Jesse Chavez, rhp and cash |
| 08-26-16 | Chicago (AL) | Dioner Navarro, c | Colton Turner, lhp |
| 10-05-16 | Pittsburgh | cash considerations | Brady Dragnire, rhp |

WORLD SERIES RINGS

The Toronto Blue Jays commissioned Tiffany & Co., the world-renowned purveyor of fine jewelry, timepieces, and arts of the table to design rings commemorating both their 1992 and 1993 World Series victories.

To commemorate the 1992 Blue Jays victory, the 14 karat gold ring's design features the team's logo: the head of a Blue Jay with a maple leaf on a baseball backdrop. The eye of the bird is set with a solitaire diamond. Sixteen diamonds representing each year of the club's history surround the bird and the maple leaf is enamelled in red to match the team's official colour. The inscription of World Champions 1992 wraps around the bezel. One side depicts the team's name - Toronto Blue Jays - set in two lines across the top. The 1992 World Series logo is set in a maple leaf with the inscription - Canada's 1st - positioned below the logo denoting the first Canadian World Series victory. The other side depicts the player's name and the jersey number, the American League logo and the team's 1992 season attendance record - 4,028,318 - positioned below the American League logo. Each side of the ring is accented with two rows representing the stitches of a baseball.

The 1993 World Series Championship ring features the symbols of the Toronto Blue Jays and Canada. A field of 45 diamonds in a pave style setting surrounds the Toronto Blue Jays' logo: the head of a Blue Jay enamelled in the team's official colours overlapping another Blue Jay in gold. The eye of the Blue Jay is set with a diamond solitaire stone. Two Maple Leafs, enamelled in red, symbolize Canada's back-to-back World Series victories. Two baseballs overlay each other in the background. Each ring is personalized with each player's name and jersey number, and incorporating the American League logo and the World Series logo with the inscription "Back to Back" and the years 92-93.



FREE AGENCY FOR PLAYERS ON THE 40-MAN ROSTER

| | | | | | | |
|------|------------------|----------------------------|------|------|-------------------|----------------------------|
| 1978 | Luis Gomez | from ATLANTA BRAVES | | | Marty Cordova | from BOSTON RED SOX |
| 1984 | Dennis Lamp | from CHICAGO WHITE SOX | 2002 | | Dave Berg | from FLORIDA MARLINS |
| 1985 | Gary Allenson | from BOSTON RED SOX | | 2003 | Mike Bordick | from BALTIMORE ORIOLES |
| 1989 | Bob Brenly | from SAN FRANCISCO GIANTS | | | Frank Catalanotto | from TEXAS RANGERS |
| | Tom Lawless | from ST. LOUIS CARDINALS | | | Doug Creek | from SEATTLE MARINERS |
| 1991 | Ken Dayley | from ST. LOUIS CARDINALS | | | Greg Myers | from OAKLAND ATHLETICS |
| 1991 | Pat Tabler | from NEW YORK METS | | | Tanyon Sturtze | from TAMPA BAY DEVIL RAYS |
| 1992 | Jack Morris | from MINNESOTA TWINS | | | Jeff Tam | from OAKLAND ATHLETICS |
| | Dave Winfield | from CALIFORNIA ANGELS | 2004 | | Miguel Batista | from ARIZONA DIAMONDBACKS |
| | Alfredo Griffin | from LOS ANGELES DODGERS | | | V. DeLosSantos | from PHILADELPHIA PHILLIES |
| | Kent Anderson | from CALIFORNIA ANGELS | | | Pat Hentgen | from BALTIMORE ORIOLES |
| | Eric Plunk | from NEW YORK YANKEES | | | Kerry Ligtenberg | from BALTIMORE ORIOLES |
| 1993 | Dick Schofield | from CALIFORNIA ANGELS | | | Chris Gomez | from MINNESOTA TWINS |
| | Dave Stewart | from OAKLAND ATHLETICS | | | Terry Adams | from PHILADELPHIA PHILLIES |
| | Paul Molitor | from MILWAUKEE BREWERS | | | Corey Koskie | from MINNESOTA TWINS |
| | Darnell Coles | from CINCINNATI REDS | 2005 | | Billy Koch | from FLORIDA MARLINS |
| | Danny Cox | from PITTSBURGH PIRATES | | | Scott Schoeneweis | from CHICAGO WHITE SOX |
| | Tony Castillo | from NEW YORK METS | | | B.J. Ryan | from BALTIMORE ORIOLES |
| 1994 | Greg Cadaret | from KANSAS CITY ROYALS | | | A.J. Burnett | from FLORIDA MARLINS |
| 1995 | Danny Darwin | from BOSTON RED SOX | | | Bengie Molina | from LOS ANGELES ANGELS |
| | Candy Maldonado | from TEXAS RANGERS | 2006 | | Jean Machi | from TAMPA BAY DEVIL RAYS |
| 1996 | Erik Hanson | from BOSTON RED SOX | | | Matt Roney | from OAKLAND ATHLETICS |
| | Otis Nixon | from TEXAS RANGERS | | | Frank Thomas | from OAKLAND ATHLETICS |
| | Charlie O'Brien | from ATLANTA BRAVES | | | Royce Clayton | from WASHINGTON NATIONALS |
| | Ruben Amaro | from CLEVELAND INDIANS | | | John Thomson | from ATLANTA BRAVES |
| | Brian Bohanon | from DETROIT TIGERS | | | Tomo Ohka | from MILWAUKEE BREWERS |
| | Rich Rowland | from BOSTON RED SOX | 2007 | | David Eckstein | from ST. LOUIS CARDINALS |
| | Juan Samuel | from KANSAS CITY ROYALS | | | Rod Barajas | from PHILADELPHIA PHILLIES |
| | Frank Viola | from CINCINNATI REDS | 2009 | | Alex Gonzalez | from BOSTON RED SOX |
| 1997 | Benito Santiago | from PHILADELPHIA PHILLIES | | | John Buck | from KANSAS CITY ROYALS |
| | Roger Clemens | from BOSTON RED SOX | | | Kevin Gregg | from CHICAGO CUBS |
| | Darrell Whitmore | from CHIBA LOTTE MARINES | 2010 | | Jose Molina | from NEW YORK YANKEES |
| | Mike Aldrete | from NEW YORK YANKEES | | | Nick Green | from LOS ANGELES DODGERS |
| 1998 | Darrin Fletcher | from MONTREAL EXPOS | 2011 | | Octavio Dotel | from COLORADO ROCKIES |
| | Randy Myers | from BALTIMORE ORIOLES | | | Jon Rauch | from MINNESOTA TWINS |
| | Pat Kelly | from NEW YORK YANKEES | 2012 | | Darren Oliver | from TEXAS RANGERS |
| | Craig Grebeck | from ANAHEIM ANGELS | | | Francisco Cordero | from CINCINNATI REDS |
| | Mike Stanley | from NEW YORK YANKEES | 2013 | | Rick Vandunrk | from BALTIMORE ORIOLES |
| | Tony Fernandez | from CLEVELAND INDIANS | | | Maicer Izturis | from LOS ANGELES ANGELS |
| | Phil Plantier | from ST. LOUIS CARDINALS | | | Melky Cabrera | from SAN FRANCISCO GIANTS |
| | Jose Canseco | from OAKLAND ATHLETICS | | | Henry Blanco | from ARIZONA DIAMONDBACKS |
| 1999 | Joey Cora | from CLEVELAND INDIANS | | | Mark DeRosa | from WASHINGTON NATIONALS |
| | Mike Matheny | from MILWAUKEE BREWERS | | | Chien-Ming Wang | from NEW YORK YANKEES |
| | Willie Greene | from BALTIMORE ORIOLES | 2014 | | Dioner Navarro | from CHICAGO CUBS |
| | Cecil Fielder | from CLEVELAND INDIANS | 2015 | | Russell Martin | from PITTSBURGH PIRATES |
| | Mark Dalesandro | from CHICAGO CUBS | | | Justin Smoak | from SEATTLE MARINERS |
| | Geronimo Berroa | from DETROIT TIGERS | 2016 | | J.A. Happ | from PITTSBURGH PIRATES |
| 2000 | Frank Castillo | from PITTSBURGH PIRATES | | | Gavin Floyd | from CLEVELAND INDIANS |
| 2001 | Jason Dickson | from ANAHEIM ANGELS | | | Franklin Morales | from KANSAS CITY ROYALS |
| | Jeff Frye | from COLORADO ROCKIES | | | | |
| | Trenidad Hubbard | from BALTIMORE ORIOLES | | | | |
| | Dan Plesac | from ARIZONA DIAMONDBACKS | | | | |
| | Ryan Thompson | from NEW YORK YANKEES | | | | |

PLAYERS WITH MOST SEASONS AS A BLUE JAY

(MINIMUM OF 10 SEASONS)

| Seasons | Player | Years |
|---------|-----------------|----------------------------------|
| 15 | Dave Stieb | 1979-1992; 1998 |
| 12 | Jim Clancy | 1977-1988 |
| 12 | Tony Fernandez | 1983-1990; 1993; 1998-1999; 2001 |
| 12 | Ernie Whitt | 1977-1978; 1980-1989 |
| 12 | Carlos Delgado | 1993-2004 |
| 12 | Roy Halladay | 1998-2009 |
| 12 | Vernon Wells | 1999-2010 |
| 11 | Rance Mulliniks | 1982-1992 |
| 10 | Lloyd Moseby | 1980-1990 |
| 10 | Pat Hentgen | 1991-1999; 2004 |
| 10 | Shannon Stewart | 1995-2003, 2008 |

BIographies

LAST SEASON

HISTORY

RECORDS

OPPONENTS

PLAYER DEV.

MEDIA & MISC.



MAJOR LEAGUE RULE 5 DRAFT, 1977-2016

TORONTO SELECTIONS:

| Year | Player | Original Club | Status with Toronto |
|------|---|--|--|
| 1977 | Willie Upshaw (1B) Andy Dyes (OF) | AAA-Syracuse, (NYY) AAA-Denver, (MTL) | Played nine seasons in Toronto Spent one season in Toronto organization |
| 1978 | Ted Wilborn (OF) Bob Davis (C) | AAA-Tacoma, (NYY) AAA-Hawaii, (SD) | Spent one season in Toronto organization Played two seasons in Toronto |
| 1979 | Mike Macha (F) | AAA-Richmond, (ATL) | Played one season in Toronto |
| 1980 | George Bell (OF) Dan Whitmer (C) | AAA-Okl.City, (PHI) AAA-Salt Lake, (CAL) | Played nine seasons in Toronto Played three seasons in Toronto |
| 1981 | Jim Gott (RHP) Anthony Johnson (OF) | AAA-Springfield, (STL) AAA-Denver, (MTL) | Played three seasons in Toronto Played one season in Toronto |
| 1982 | Jim Acker (RHP) Mercedes Esquer (LHP) | AAA-Richmond, (ATL) AAA-Portland, (PIT) | In 2 stints, played 7 seasons for Toronto Remained in the Toronto organization |
| 1983 | Kelly Gruber (IF) Terry Cormack (C) | AAA-Charleston, (CLE) AAA-Richmond, (ATL) | Played nine seasons in Toronto Returned to Atlanta March 25, 1984 |
| 1984 | Manuel Lee (IF) Louis Thornton (OF) | AAA-Tuscon, (HOU) AAA-Tidewater, (NYM) | Played eight seasons in Toronto Played three seasons in Toronto |
| 1985 | Jose DeJesus (RHP) | AAA-Omaha, (KC) | Returned to Kansas City April 3, 1986 |
| 1986 | Jose Nunez (RHP) | AAA-Omaha, (KC) | Played three seasons in Toronto |
| 1990 | Ricky Rhodes (RHP) | AAA-Columbus, (NYY) | Returned to New York March 29, 1991 |
| 1992 | Billy Taylor (RHP) | AAA-Richmond, (ATL) | Returned to Atlanta April 1, 1993 |
| 1995 | Carey Paige (RHP) | AA-Greenville, (ATL) | Remained in Toronto organization for two seasons |
| 1997 | Luis Saturria (OF) | A-Peoria, (STL) | Returned to St. Louis March 20, 1998 |
| 1999 | Dewayne Wise (OF) | A-Rockford, (CIN) | Played three seasons in Toronto |
| 2001 | Corey Thurman (RHP) | AAA-Omaha, (KAN) | Played two seasons in Toronto |
| 2002 | Jason Dubois (OF) Aquilino Lopez (RHP) | A-Daytona, (CHI-NL) AAA-Tacoma, (SEA) | Returned to Chicago March 15, 2003 Played two seasons in Toronto |
| 2003 | Gary Majewski (RHP) | AA-Birmingham, (CHI-NL) | Returned to Chicago March 17, 2003 |
| 2006 | Talley Haines (RHP) Jason Smith (IF) | AAA-Durham (TB) AAA-Iowa (CHI-NL) | Remained in Toronto organization, played for one season Remained with the Club until May 15, 2007 |
| 2007 | Randy Wells (RHP) | AAA-Iowa (CH-NL) | Returned to the Cubs on April 16, 2008 |
| 2009 | Zech Zinicola (RHP) | AAA-Syracuse (WSH-NL) | Returned to the Nationals on March 18, 2010 |
| 2013 | Brian Moran (LHP) | AAA-Tacoma (SEA-AL) | Traded to the Los Angeles Angels on Dec. 12, 2013 |
| 2015 | Joe Biagini (RHP) | AA-Richmond (SF-NL) | Remains in Toronto orgaization |
| 2016 | Glenn Sparkman (RHP) | AAA-Omaha (KC-AL) | -- |

WORLD SERIES/LCS SHARES:

Here are the individual share/total of all shares that Blue Jays players have received when reaching the post season.

| | | |
|------|------------------------------|-----------------------------------|
| 1985 | \$26,697.41/\$975,671.41 | (1st place-East/lost ALCS) |
| 1989 | \$37,927.84/\$1,513,851.10 | (1st place-East/lost ALCS) |
| 1991 | \$35,163.53/\$1,541,918.45 | (1st place-East/lost ALCS) |
| 1992 | \$114,962.16/\$4,871,020.61 | (1st place-East/won World Series) |
| 1993 | \$127,920.77/\$5,327,335.76 | (1st place-East/won World Series) |
| 2015 | \$141,834.47/ \$8,385,857.91 | (1st place-East/lost ALCS) |
| 2016 | \$123,045.09/9,195,339.25 | (2nd place-East/lost ALCS) |



SELECTED FROM TORONTO:

| Year | Player | Team | Status after draft |
|------|------------------------|---------------------|--|
| 1981 | Ramon Lora (C) | by Los Angeles | Returned to Toronto March 31, 1982 |
| | Domingo Ramos (IF) | by Seattle | Played five seasons with Seattle |
| 1983 | Dave Geisel (LHP) | by Seattle | Played two seasons with Seattle |
| 1984 | Mike Morgan (RHP) | by Seattle | Played two seasons with Seattle |
| 1986 | Cliff Young (LHP) | by Oakland | Returned to Toronto April 6, 1987 |
| | Stan Clarke (LHP) | by Seattle | Played one season with Seattle |
| 1987 | Joe Johnson (RHP) | by California | Played in California farm system |
| | Santiago Garcia (IF) | by Chicago (AL) | Played in Chicago farm system |
| 1988 | Colin McLaughlin (RHP) | by Seattle | Played in Seattle farm system |
| | Chris Jones (RHP) | by Los Angeles | Returned to Toronto March 31, 1989 |
| | Geronimo Berroa (OF) | by Atlanta | Played two seasons with Atlanta |
| | Matt Stark (C) | by Atlanta | Returned to Toronto March 27, 1989 |
| | Eric Yelding (IF) | by Chicago (NL) | Claimed on waivers by Houston April 3, 1989 |
| 1989 | Steve Wapnick (RHP) | by Detroit | Returned to Toronto May 1, 1990 |
| | Sil Campusano (OF) | by Philadelphia | Played one season with Philadelphia |
| | Xavier Hernandez (RHP) | by Houston | Played four seasons with Houston |
| 1991 | Jesse Cross (RHP) | by Minnesota | Returned to Toronto April 3, 1992 |
| 1992 | Graeme Lloyd (LHP) | by Philadelphia | Acquired by Milwaukee for P. John Trisler |
| 1993 | Tim Hyers (IF) | by San Diego | Played two seasons with San Diego |
| 1994 | Todd Stevenson (OF) | by Detroit | Played with Detroit in 1995 |
| | Freddy Garcia (3B) | by Pittsburgh | Played with Pittsburgh in 1995 |
| 1996 | Mike Johnson (RHP) | by San Francisco | Traded to Baltimore |
| | Tom Davey (RHP) | by Baltimore | Returned to Toronto |
| 1999 | Brian Smith (RHP) | by Pittsburgh | Non-tendered, signed by Pittsburgh |
| | Jim Mann (RHP) | by New York (NL) | Spent one season in New York organization |
| 2000 | Jay Gibbons (1B) | by Baltimore | Played seven years in Baltimore |
| | Rendy Espina (LHP) | by Anaheim | Returned to Toronto |
| 2002 | Matt Ford (LHP) | by Milwaukee | Played one season in Milwaukee |
| 2004 | Tyrell Godwin (OF) | By Washington | Played one season in Washington |
| 2005 | Jamie Vermilyea (RHP) | By Boston | Returned to Toronto |
| | Steve Andrade (RHP) | By Tampa Bay | Played one season with both San Diego and Kansas City |
| 2006 | Francisco Mateo (LHP) | By Cincinnati | Released by the Reds on Aug. 9, 2007 |
| 2008 | Ryan Klosterman (SS) | By Florida | Played full season in Florida organization |
| | Anthony Hatch (IF) | By Los Angeles (NL) | Played full season in Los Angeles Dodgers organization |
| 2010 | Brad Emaus (IF) | By New York (NL) | Played with New York Mets then returned to Toronto in 2011 |
| 2012 | Mark Sobolewski (IF) | By Minnesota | Played at two levels at minor league level |
| 2013 | Evan Crawford (LHP) | By Chicago (AL) | Played in the White Sox farm system |

FIRST TRIP LUCKY

The Toronto Blue Jays became the 10th franchise in history to win the World Championship in its 1st trip to the Fall classic. The Florida Marlins became the 11th franchise to accomplish the feat in 1997, Arizona Diamondbacks the 12th in 2001 and the Anaheim Angels in 2002.

| | | | |
|------|---------------------|-------------|--------------------------|
| 1903 | Boston Red Sox | 1926 | St. Louis Cardinals |
| 1905 | New York Giants | 1969 | New York Mets |
| 1906 | Chicago White Sox | 1992 | Toronto Blue Jays |
| 1914 | Boston Braves | 1997 | Florida Marlins |
| 1919 | Cincinnati Reds | 2001 | Arizona Diamondbacks |
| 1920 | Cleveland Indians | 2002 | Anaheim Angels |
| 1924 | Washington Senators | | |



AWARDS



NATIONAL BASEBALL HALL OF FAME



Roberto Alomar

SECOND BASEMAN

On July 24, 2011, thousands of Blue Jays fans were on hand in the village of Cooperstown, New York, to officially welcome Roberto Alomar to the Baseball Hall of Fame. It was a proud moment for the star second basemen, who was just the third Puerto Rican inductee, and the first Hall of Famer to be inducted as a member of the Toronto Blue Jays.

"My time in Toronto was the best of my career. It was with Toronto that we won two World Series together. You guys embraced me from day one. You were with me through ups and downs and I am so proud to represent you here in Cooperstown as the first Toronto Blue Jay inducted into the Baseball Hall of Fame."

ROBERTO ALOMAR

In five seasons with the Blue Jays from 1991 through 1995, Alomar displayed sparkling defense while winning five straight Gold Gloves. He never hit less than .295 and finished third in the American League behind teammates John Olerud and Paul Molitor with a .326 average in 1993. His five-year mark of .307 gives him the highest lifetime average of any player in Blue Jays history. Over the course of his 17-year career, he hit .300 with a .371 on-base percentage. He totaled 2,724 hits, 1,508 runs, 504 doubles, 80 triples, 210 home runs, 474 stolen bases, and 1,134 RBI.



Tom Cheek

BLUE JAYS RADIO BROADCASTER

On July 27, 2013, Tom Cheek, was inducted into the National Baseball Hall of Fame as the 2013 recipient of the Ford C. Frick Award. This award is presented annually for excellence in broadcasting by the National Baseball Hall of Fame and Museum.

Cheek, who passed away on Oct. 9, 2005, called the first 4,306 regular-season and 41 postseason games in Toronto Blue Jays history, including the club's two World Series victories, from Toronto's first contest until June 2, 2004. His wife, Shirley Cheek, was on hand with her family to accept the 2013 Ford C. Frick award for broadcasting excellence on behalf of her husband.

"Tom Cheek was the voice of summer for generations of baseball fans in Canada and beyond," said Hall of Fame President Jeff Idelson. "He helped a nation understand the elements of the game and swoon for the summer excitement that the expansion franchise brought a hockey-crazed nation starting in the late 1970s. He then authored the vocal narrative of a team that evolved into one of the most consistent clubs of the 1980s and 1990s. We are thrilled to celebrate Tom's legacy with baseball broadcasting's highest honour."

His call of Joe Carter's World Series-winning home run in Game 6 of the 1993 Fall Classic – "Touch 'em all Joe! You'll never hit a bigger home run in your life." – quickly became embedded in the hearts of Blue Jays fans around the globe.





TORONTO BLUE JAYS™

RETIRED NUMBERS

Roberto Alomar

SECOND BASEMAN

Hall of Fame second baseman Roberto Alomar was given the Toronto Blue Jays highest honour on July 31, 2011 when his uniform number was retired in a pregame ceremony at Rogers Centre. Alomar's number 12 is the first number retired by the Blue Jays in their 37 year history. Jackie Robinson's number 42 was retired by Major League Baseball on April 15, 1997.

"Roberto is a very special part of the Toronto Blue Jays organization and arguably the greatest second baseman of all-time. His number deserves to be retired so that his contributions and excellence can stand as a model for all those who have the honour of wearing a Blue Jays uniform."

PAUL BEESTON
President & CEO,
Toronto Blue Jays

"This is an honour that I was not expecting. I knew my numbers were worthy of consideration for the Hall of Fame but for the Blue Jays to select my number 12 to be the first number they retire is a great honour."

ROBERTO ALOMAR

TORONTO BLUE JAYS™

LEVEL OF EXCELLENCE

The Level of Excellence is an award bestowed by the Toronto Blue Jays Baseball Club, recognizing tremendous individual achievement. The names and, in some cases, uniform numbers of each of the honourees are displayed on the facing of 500 Level in Rogers Centre. The recipients of this prestigious award are as follows: **ROBERTO ALOMAR** (April 4, 2008), **PAUL BEESTON** (April 4, 2008), **GEORGE BELL** (April 9, 1996), **JOE CARTER** (July 30, 1999), **TOM CHEEK** (August 29, 2004), **CARLOS DELGADO** (July 21, 2013), **TONY FERNANDEZ** (September 23, 2001), **CITO GASTON** (July 30, 1999), **PAT GILLICK** (August 7, 2002) & **DAVE STIEB** (April 9, 1996).

Roberto Alomar

SECOND BASEMAN

ROBERTO ALOMAR was elected into the National Baseball Hall of Fame on January 5, 2011 - the first player in franchise history to achieve that honour. On July 24, 2011 was inducted in the National Baseball Hall of Fame in Cooperstown along with the person who brought him over to Toronto from San Diego back in 1990, former Blue Jays GM Pat Gillick & RHP Bert Blyleven. Was selected on 90 percent of the ballots. Was acquired by Toronto along with OF Joe Carter in exchange for SS Tony Fernandez & 1B Fred McGriff from the San Diego Padres on December 5, 1990. Played five seasons in Toronto from 1990-1995, batted .307 with 55 HR, 342 RBI & 206 SB. In his time with the Blue Jays won two World Series Championships ('92 & '93), named the ALCS MVP in '92 vs. Oakland, appeared in five all-star games ('91-'95), won five gold gloves ('91-'95) and awarded a Silver Slugger in 1992. Appeared in 29 post-season games with the Blue Jays & batted .373 (44-118) with 18 runs, nine XBH, 18 RBI & 18 SB. Among the all-time Blue Jays second basemen ranks 1st in runs (447), 3B (35), RBI (338), AVG (.308), XBH (241) & SB (206). In 17 Major League seasons with San Diego, Toronto, Baltimore, Cleveland, New York Mets, Chicago White Sox & Arizona, batted .300 with 2724 hits, 210 HR, 1134 RBI & 474 SB. In 58 post season contests, batted .313 with four HR and 33 RBI.





Paul Beeston

CHIEF EXECUTIVE OFFICER

PAUL BEESTON a Welland, ON native, is one of the Toronto Blue Jays founding fathers. Was the first employee of the Toronto Blue Jays, joining the club on May 10, 1976 only a month and a half after the granting of the Franchise. He became Vice-President of Business Operations in 1977, Executive Vice-President, Business in 1984, President and Chief Operating Officer in 1989 & Chief Executive Officer in 1991. His hard work and dedication have been recognized by many & in 1988, was named a Member of the Order of Canada. He was elected to the Board of Directors of the Baseball Hall of Fame in 1998 & then in 2002 was inducted into the Canadian Baseball Hall of Fame. From 1997 until 2002, Paul was President & COO of Major League Baseball in New York City. He then returned to Toronto in 2002 & served on the board of a number of philanthropic endeavours. On October 14, 2008, was appointed CEO of the Toronto Blue Jays on an interim basis, responsible for the day-to-day operations of the baseball club & Rogers Centre. On October 27, 2009 had the interim tag lifted and was appointed CEO of the Toronto Blue Jays and Rogers Centre. Following the 2015 season, Paul retired as Mark Shapiro replaced him as President & CEO of the Toronto Blue Jays & Rogers Centre.



George Bell

OUTFIELDER

GEORGE BELL spent nine seasons with Toronto and ranks 3rd in club history in total bases (2201), RBI (740) and extra base hits (471). Is one of five players in the Club's history to have hit at least 200 home runs as a Blue Jay, ranking 5th with 202. In 1987, he was named the American League MVP, only Blue Jay in club history to achieve the honour. That season he batted .308 with 47 home runs & 134 RBI. Made his first of two All Star appearances in 1987 when he became the first Blue Jay ever voted to the starting line-up. During his nine seasons was a four-time club MVP, the Sporting News AL and Major League Player of the Year in 1987, a three-time Sporting News Silver Slugger, a two-time Sporting News All Star team selection and the American League Player of the Week eight times. He also set a Major League record hitting three home runs on Opening Day, April 4, 1988 at Kansas City.



Joe Carter

OUTFIELDER

JOE CARTER ranks T-3rd in club history in HR with 203 but will forever be remembered for just one, the 9th inning blast on October 23 to win the 1993 World Series. In 1,039 games from 1991 to 1997 with Toronto, hit .257 with 578 runs scored, 218 2B, 28 3B, 203 HR with 736 RBI and 78 SB. In his seven seasons he represented Toronto in five All-Star games including 1991 in Toronto, his first season with the Blue Jays after he was acquired from San Diego along with Roberto Alomar on December 5, 1990 in exchange for Tony Fernandez and Fred McGriff. Along with his tremendous on-field accomplishments Joe and his wife were active off the field as the Diana & Joe Carter Foundation operated the "Jumpin' with Joe" program which provided needy children throughout the Toronto area with a day at Teen-Ranch, Christian Youth Camp and tickets for a Toronto Blue Jays game where Joe would speak to all of the children. He worked with many other charities including Ronald McDonald House and also hosted an annual charity golf tournament. In his 16 year major league career, hit .259 with 432 2B, 396 HR and 1,445 RBI while playing for the Chicago Cubs (1983), Cleveland Indians (1984-1989), San Diego Padres (1990), Toronto Blue Jays (1991-1997), Baltimore Orioles (1998) and the San Francisco Giants (1998).



Tom Cheek

BROADCASTER

TOM CHEEK, who called the first 4,306 regular-season and 41 postseason games in Toronto Blue Jays history, was selected as the 2013 recipient of the Ford C. Frick Award, presented annually for excellence in broadcasting by the National Baseball Hall of Fame and Museum. Cheek, who passed away after a lengthy and brave battle with brain cancer on Oct. 9, 2005, was honoured as part of Hall of Fame Weekend 2013 July 26-29 in Cooperstown, N.Y. He stood as the radio voice of the Blue Jays and, as one fan wrote, the "soundtrack of summer in Toronto" since the club's inception through 2004. He broadcast 4,306 consecutive regular season games (including 41 postseason contests) from 1977 through the midway point of the 2004 season when he was called away from the booth first by the sudden passing of his father and later by his own personal health problems. The banner in the Level of Excellence bearing his name, first unveiled in formal ceremonies held on August 29, 2004, is adorned with the number 4,306. That pays tribute to his longevity as the iron-man of baseball broadcasting. A veteran of the radio industry, he first joined the Blue Jays prior to the club's inaugural season after spending three seasons working on Montreal Expos broadcasts. Tom had been calling the balls, strikes and home runs starting with Doug Ault's big blasts on Opening Day in 1977. His call of Joe Carter's dramatic home run to win the 1993 World Series- "Touch 'em all Joe, you'll never hit a bigger home run in your life"- stands as one of the most memorable and famous moments in Canadian sports broadcasting history.



Carlos Delgado

FIRST BASEMAN

CARLOS DELGADO made his debut in 1993 and would remain with the club for 12 seasons finishing as the franchise leader in home runs (336), RBI (1,058), walks (827), slugging percentage (.556), OPS (.949), runs (889), total bases (2,786), doubles (343), extra base hits (690), times on base (2,362), hit-by-pitch (122), intentional walks (128) and at-bats per home run (14.9). The two-time All-Star (2000 and 2003) holds several Blue Jays single-season and career records. He won the Hank Aaron Award and Sporting News Player of the Year Award in 2000 and the Silver Slugger Award in 1999, 2000, and 2003.



Tony Fernandez

SHORTSTOP

TONY FERNANDEZ is the franchise leader in games (1,450), hits (1,583), 3B (72), 3rd in 2B (291), AVG (.297), 4th in runs (704), TB (2,198), BB (439) and SB (172). Had four separate stints with the Blue Jays totalling 12 seasons and was a member of the 1993 World Series Champions where he led the team with nine RBI and batted .333 in the six WS games. Was selected to play on five All-Star teams, including four with Toronto, and won four straight AL Gold Glove Awards at shortstop from 1986-1989 with the Blue Jays. Ranks 8th on the all-time hits list for a Dominican born player (2276 total).





Cito Gaston

MANAGER

CITO GASTON led the Blue Jays to two World Championships, two American League Championships, four American League East titles in nine seasons as the Manager from 1989 to 1997. Began as the Blue Jays hitting coach in 1981 where he groomed many young players including George Bell, Lloyd Moseby, Cecil Fielder, Jesse Barfield and Fred McGriff. In 1989 he served as the interim manager of the club before he was named the 5th manager in club history on May 31, 1989. Had the honour of managing in two All-Star games, 1993 and 1994. During his years as manager Cito gave much of his time to charity events throughout Toronto including the annual Cito Gaston Golf Classic. Gaston returned to the Blue Jays for two seasons as hitting coach in 2000 and 2001. Was named Club Ambassador and Special Assistant to the President and CEO, along with former Blue Jay right-hander Pat Hentgen, in early 2007. On June 20, 2008 was named Manager of the Toronto Blue Jays, his 2nd stint as the club's skipper. In 2010, Cito's last season as manager, led the Blue Jays to an 85-77 record. Has a club-high 913 victories as the Blue Jays manager (913-851 overall).



Pat Gillick

GENERAL MANAGER

PAT GILLICK, who was instrumental in building the organization from an expansion team in 1977 to World Series Champions in 1992 and 1993, was inducted into the National Baseball Hall of Fame in Cooperstown on July 24, 2011 along with the player he brought over from San Diego to Toronto, Roberto Alomar. Was the 6th man to be honoured by the Toronto Blue Jays to the Level of Excellence in August of 2002. Began his career with the Blue Jays in 1976 as the VP of Player Personnel. Was responsible for the development of players like Dave Stieb, Jesse Barfield and Jimmy Key through the draft and utilized the Major League Rule 5 draft to secure talents such as Willie Upshaw, George Bell, Jim Gott and Kelly Gruber. Was known for completing shrewd trades to acquire the likes of Alfredo Griffin, Damaso Garcia, Fred McGriff, Roberto Alomar, Joe Carter and assembling talent like Tom Henke, Devon White, Dave Winfield, Jack Morris and Paul Molitor. During his tenure, the Blue Jays produced 11 consecutive winning seasons from 1983 to 1993 and in that span, brought five American League East Division titles to Toronto, two American League Championships and World Series victories in 1992 and 1993.



Dave Stieb

PITCHER

DAVE STIEB is the franchise leader in wins (175), IP (2873.0), SO (1658), GS (408), ShO (30) and CG (103). Spent 15 seasons with Toronto, longer than any player in franchise history. Appeared in an AL record seven All Star games and was the starting pitcher in both 1983 and 1984. Recorded the only no-hitter in Blue Jays history on September 2 1990 vs. the Indians in Cleveland. In 1982, was named the Sporting News Pitcher of the Year after a 17-14 season with a 3.25 ERA and led the league in IP (288.0) and CG (20). Was the Blue Jays Pitcher of the Year six times, a three-time winner of the AL Pitcher of the Month and a three-time winner of the AL Player of the Week.

LEAGUE AWARDS

BASEBALL WRITERS ASSOCIATION OF AMERICA AWARDS

MOST VALUABLE PLAYER-AL

1987 — George Bell
2015 — Josh Donaldson

ROOKIE OF THE YEAR-ALCY YOUNG AWARD-AL

1979 — Alfredo Griffin
2002 — Eric Hinske
1996 — Pat Hentgen
1997 — Roger Clemens
1998 — Roger Clemens
2003 — Roy Halladay

MANAGER OF THE YEAR-AL

1985 — Bobby Cox

HANK AARON AWARD

2000 — Carlos Delgado 2010 — Jose Bautista 2011 — Jose Bautista 2015 - Josh Donaldson

EDGAR MARTINEZ AWARD

2009 — Adam Lind

SILVER SLUGGER AWARD

1982 — Damaso Garcia, 2B
1983 — Lloyd Moseby, OF
1985 — George Bell, OF
1986 — George Bell, OF
1986 — Jesse Barfield, OF
1987 — George Bell, OF
1989 — Fred McGriff, 1B
1990 — Kelly Gruber, 3B
1991 — Joe Carter, OF

1992 — Roberto Alomar, 2B
1992 — Joe Carter, OF
1992 — Dave Winfield, DH
1993 — Paul Molitor, DH
1998 — Jose Canseco, DH
1999 — Shawn Green, OF
 Carlos Delgado, 1B
2000 — Carlos Delgado, 1B
2003 — Carlos Delgado, 1B
 Vernon Wells, OF

2009 — Aaron Hill, 2B
 Adam Lind, DH
2010 — Jose Bautista, OF
2011 — Jose Bautista, OF
2014 — Jose Bautista, OF
2015 — Josh Donaldson, 3B
2016 — Josh Donaldson, 3B

LELAND S. MACPHAIL JR. AWARD (MVP OF ALCS)

1992 — Roberto Alomar 1993 — Dave Stewart

WORLD SERIES MOST VALUABLE PLAYER

1992—Pat Borders 1993—Paul Molitor

1991 ALL-STAR GAME

The 1991 All-Star Game was played at SkyDome (now Rogers Centre) in Toronto on Tuesday, July 9, 1991... It was the first time that the game had been held in Toronto and just the second time that it had been held outside of the United States (Montreal 1982)... Three Blue Jays players were selected to participate in the 63rd All-Star Game: second baseman Roberto Alomar, outfielder Joe Carter and pitcher Jimmy Key as well, manager Cito Gaston was a coach and Tommy Craig was named AL trainer... 52,382 fans came to SkyDome to watch the action unfold in person and millions more watched and listened to the mid-season classic on television and radio... 56 players from both the National and American Leagues came to Toronto to participate... Of those 56 players, 49 saw action as the American League defeated the National League by a 4-2 count... Toronto pitcher Jimmy Key was credited with the win in his second career All-Star Game appearance... Joe Carter was 1-1 with a run scored and Roberto Alomar went 0-4... It was the fourth consecutive win for the American League dating back to 1988.



TORONTO BLUE JAYS ALL-STAR GAME SELECTIONS

ALL-STAR PLAYERS

| YEAR | PLAYER/POS. | PERFORMANCE | VOTES | YEAR | PLAYER/POS. | PERFORMANCE | VOTES |
|------|--------------------------|-----------------------------|-----------|------|--------------------------|--|--------------|
| 1977 | Ron Fairly-2B/3B | PH, 0-1 | | 1997 | Roger Clemens-P | 1.0 IP, H | |
| 1978 | Roy Howell-3B | PH, 0-1 | | | Pat Hentgen-P | 1.0 IP | |
| 1979 | Dave Lemanczyk-P | did not play | | 1998 | Roger Clemens-P | 1.0 IP, 2H, 2R, 2ER, BB, K | |
| 1980 | Dave Stieb-P | 1.0 IP, ER, H, 2BB | | 1999 | Tony Fernandez-3B | DEF-3B, 0-2 | |
| 1981 | Dave Stieb-P | 1.2 IP, H, BB, K | | | Shawn Green-RF | 1-1 | |
| 1982 | Jim Clancy-P | 1.0 IP | | 2000 | Carlos Delgado-1B | DEF-1B, 1-1, 2B | |
| 1983 | Dave Stieb-P | 3.0 IP, H, BB, 4K | -- | | Tony Batista-3B | PH-3B, 0-1, K | |
| 1984 | Dave Stieb-P | 2.0 IP, 2H, ER, 2K | -- | | David Wells-P | 2.0 IP, 2H, 2K | -- |
| | Damaso Garcia-2B | DEF-2B, 0-1 | | 2001 | Paul Quantrill-P | 0.1 IP, 2H, ER | |
| | Alfredo Griffin-SS | DEF-SS | | 2002 | Roy Halladay-P | 1.0 IP, 3H, 3ER, K | |
| 1985 | Dave Stieb-P | 1.0 IP, BB, 2K | | 2003 | Carlos Delgado-1B | 1-3, RBI, K | 862,610 |
| | Jimmy Key-P | 0.1 IP | | | Vernon Wells CF | PR-CF, 1-2, 2B, RBI, R | |
| | Damaso Garcia-2B | DEF-2B, 1-2 | | | Roy Halladay-P | did not play | |
| | Ernie Whitt-C | DEF-C | | 2004 | Ted Lilly-P | 0.1 IP, 2H, K | |
| 1986 | Jesse Barfield-RF | PH-RF, 0-3 | | 2005 | Roy Halladay-P | injured - did not play | |
| | Lloyd Moseby-CF | DEF-LF | | | Shea Hillenbrand-3B | DEF-3B | |
| | Tony Fernandez-SS | DEF-SS | | 2006 | Roy Halladay-P | 2.0 IP, 3H, ER, K | |
| 1987 | George Bell-LF | 0-3 | 1,144,575 | | B.J. Ryan-P | Won (1.0 IP, K) | |
| | Tony Fernandez-SS | 0-2 | | | Troy Glaus-3B | DEF-3B-1B, 1-2, 2B, R | |
| | Tom Henke-P | 2.2 IP, 2H, K | | | Vernon Wells-CF | 1-2 | -- |
| 1988 | Dave Stieb-P | 1.0 IP, H | | | Alex Rios-RF | injured - did not play | |
| 1989 | Kelly Gruber-3B | did not play | | 2007 | Alex Rios-RF | DEF-RF | |
| | Tony Fernandez-SS | PR-SS, 0-1 | | 2008 | Roy Halladay-P | 1.0 IP, H, K | |
| 1990 | George Bell-LF | PH-LF, 0-2 | | 2009 | Roy Halladay-P | 2.0, 4H, 2ER | -- |
| | Kelly Gruber-3B | PR-3B, 0-1, 2 SB | | | Aaron Hill-2B | 0-3 (replaced Pedroia in starting lineup) | -- |
| | Dave Stieb-P | 2.0 IP, BB, K | | 2010 | Jose Bautista-RF | PR-RF, 0-1 | |
| 1991 | Roberto Alomar-2B | 0-4 | 1,868,247 | | John Buck-C | DEF-C, 1-2, 2B | |
| | Joe Carter-RF | DEF-LF, 1-1, BB, R | | 2011 | Jose Bautista-RF | 1-2 | 7,454,753* |
| | Jimmy Key-P | Won (1.0 IP, H, K) | | | Ricky Romero-P | did not play | |
| 1992 | Roberto Alomar-2B | 1-3, R, 2 SB | 1,868,247 | 2012 | Jose Bautista-RF | 0-1, BB, K | 4,971,155 |
| | Joe Carter-RF | 2-3, RBI, R | -- | 2013 | Jose Bautista-RF | 0-1, SF, RBI | 3,999,631 |
| | Juan Guzman-P | 1.0 IP, 2H, BB, 2K | | | Edwin Encarnacion-DH/1B | PH-DH, 0-2 | |
| 1993 | Roberto Alomar-2B | 1-3, HR, RBI | 1,852,280 | | Brett Cecil-P | Hold, 0.1 IP, K | |
| | Joe Carter-RF | 1-3, K | 1,407,179 | | Steve Delabar-P | Hold, 0.1 IP, K | 9,600,000# |
| | Pat Hentgen-P | did not play | | 2014 | Jose Bautista-RF | 0-2 | 5,859,019* |
| | Paul Molitor-DH | 0-1, BB | | | Edwin Encarnacion-1B | injured - did not play | |
| | John Olerud-1B | 0-2 | 1,285,280 | | Mark Buehrle-P | did not play | |
| | Duane Ward-P | 1.0 IP, 2K | | 2015 | Josh Donaldson-3B | 0-0, 2BB | 14,090,188** |
| | Devon White-CF | DEF-CF, 1-2, 2B, RBI, R, SB | | | Russell Martin-C | PH-C, 0-1, K | |
| 1994 | Roberto Alomar-2B | 1-3, R | 3,675,730 | | Jose Bautista-RF | did not take part due to sore shoulder, replaced by Brian Dozier | |
| | Joe Carter-LF | 0-3, R | 3,683,682 | 2016 | Josh Donaldson-3B | DEF-3B, 0-1 | |
| | Pat Hentgen-P | 1.0 IP, H | | | Edwin Encarnacion-DH | PR, 0-1, R, BB | |
| | Paul Molitor-DH | PH, 0-1 | | | Marco Estrada-P | did not play | |
| 1995 | Roberto Alomar-2B | PR-2B, 0-1, SB | | | Michael Saunders-OF | DEF-RF, 0-1 | 17,700,000# |
| 1996 | Joe Carter-RF | DEF-CF, 1-1 | | | Aaron Sanchez | Hold, 1.0, 2H, ER, BB (replaced Craig Kimbrel) | |

NOTE: Bold indicates this player was as a starter/* indicates leading vote getter/** indicates a Major League record # indicates player was voted in as the winner of the MLB.com Final Vote



ALL-STAR MANAGERS, COACHES, AND TRAINERS

| | | | |
|------|-----------------------|------|----------------------|
| 1979 | Roy Hartsfield, Coach | 1994 | Cito Gaston, Manager |
| 1980 | Ken Carson, Trainer | 1994 | Galen Cisco, Coach |
| 1985 | Bobby Cox, Coach | 1994 | Bob Bailor, Coach |
| 1991 | Cito Gaston, Coach | 1994 | Gene Tenace, Coach |
| 1991 | Tommy Craig, Trainer | 2004 | Carlos Tosca, Coach |
| 1993 | Cito Gaston, Manager | 2006 | John Gibbons, Coach |
| 1993 | Gene Tenace, Coach | 2011 | John Farrell, Coach |
| 1993 | John Sullivan, Coach | 2013 | John Gibbons, Coach |
| 1993 | Galen Cisco, Coach | | |

RAWLINGS GOLD GLOVE

Since 1957, the Rawlings Gold Glove Award has been presented annually to 18 of baseball's best fielders- one from each position in both the National and American Leagues. The winners are selected by Major League coaches and managers. Below are listed the Toronto Blue Jays players that have won Gold Gloves.

| PLAYER | POSITION | YEAR | PLAYER | POSITION | YEAR |
|----------------|----------|------|----------------|----------|------|
| Tony Fernandez | SS | 1986 | Roberto Alomar | 2B | 1993 |
| Jesse Barfield | OF | 1986 | Devon White | OF | 1994 |
| Tony Fernandez | SS | 1987 | Roberto Alomar | 2B | 1994 |
| Jesse Barfield | OF | 1987 | Roberto Alomar | 2B | 1995 |
| Tony Fernandez | SS | 1988 | Devon White | OF | 1995 |
| Tony Fernandez | SS | 1989 | Shawn Green | OF | 1999 |
| Kelly Gruber | 3B | 1990 | Vernon Wells | OF | 2004 |
| Devon White | OF | 1991 | Orlando Hudson | 2B | 2005 |
| Roberto Alomar | 2B | 1991 | Vernon Wells | OF | 2005 |
| Devon White | OF | 1992 | Vernon Wells | OF | 2006 |
| Roberto Alomar | 2B | 1992 | R.A. Dickey | P | 2013 |
| Devon White | OF | 1993 | | | |



PLAYER OF THE WEEK

1979

- Otto Velez, July 23-29 (.500, 9 RBI, 5 R, 1.050 SLG)

1980

- Dave Stieb, April 21-27 (2 CG, 0.50 ERA)

1982

- Jim Clancy, June 14-20 (1-0, 19.0 IP, 1 ER)
- Jim Clancy, Sept. 27-Oct. 3

1983

- Luis Leal, May 9-15 (2-0, 0.64 ERA)
- Dave Stieb, May 16-22 (2-0, 0.50 ERA)
- Lloyd Moseby, May 23-29 (.556, 3 HR, 2 2B)
- Cliff Johnson, June 20-26 (.500, 2 2B)
- Jesse Barfield, Aug. 29-Sept. 4 (.424, 7 HR, 39 TB)

1985

- Willie Upshaw, April 21-28 (.409, 3 HR, 2 2B, 20 TB, .909 SLG)
- Lloyd Moseby, Sept. 2-8 (.435, 5 HR, 1.174 SLG)

1986

- Lloyd Moseby, Aug. 18-24 (.435, 3 HR, 8 RBI, .870 SLG)
- George Bell, Sept. 1-7 (.433, 3 HR, 10 RBI, 9 R)

1987

- Jim Clancy, May 19-24 (2 CG, 1 ShO, 0.50 ERA, 18.0 IP, 18 K)
- George Bell, June 8-14 (.407, 5 HR, 15 RBI, 1.037 SLG)
- George Bell, July 27-Aug. 3 (.500, 3 HR, 7 RBI)

1988

- George Bell, April 4-10 (.455, 4 HR, 7 XBH, 1.136 SLG)
- George Bell, Aug. 29-Sept. 4 (.379, 3 HR, 12 RBI)

1989

- Nelson Liriano, May 15-21 (.600, 3 2B, 23 TB, 7 RBI)
- Junior Felix, May 29-June 4 (.435, 2 HR, 11 RBI, 6 R)
- George Bell, Aug. 14-20 (.467, 3 HR, 3 2B, 12 RBI)
- Lloyd Moseby, Sept. 4-10 (.440, 7 R, 3 2B, 4 SB, .548 OBP)

1990

- Kelly Gruber, April 23-29 (.414, 4 HR, 9 RBI, 5 R, .897 SLG)
- George Bell, June 4-10 (.464, 3 HR, 11 RBI, 2 2B, 7R)
- George Bell, June 18-24 (.500, 5 HR, 11 RBI, 9 R)
- Dave Stieb, Aug. 27-Sept. 2 (pitched no-hitter)
- Kelly Gruber, Sept. 9-16 (.464, 2 HR, 3 2B, 14 RBI)

1991

- Joe Carter, June 17-23 (5 HR, 7 RBI, 7 R, 26 TB)

1992

- Robert Alomar, April 20-26 (.600, 15 H, 9 RBI)
- Joe Carter, Aug. 10-16 (.407, 11 H, 3 HR, 4 2B, 24 TB)

1993

- John Olerud, June 1-6 (.445, 5 HR, 11 RBI, 29 TB)

1994

- Joe Carter, April 4-10 (.333, 4 HR, 12 RBI, 7 R)
- Joe Carter, April 18-24 (9 H, 4 HR, 4 2B, 12 RBI)
- Pat Hentgen, May 1-7 (2-0, 0.51 ERA, 17.2 IP, 8 H, 23 K)
- Paul Molitor, July 12-18 (.500 BA, 13 H, 4 HR, 10 RBI, 10 R)

1995

- John Olerud, July 12-16 (.500, 4 R, 2 2B, 18 TB, .588 OBP, 1.286 SLG)

1997

- Roger Clemens, May 6-11 (2-0, 2.81 ERA, 2 GS, 16.0 IP, 24 K)

1998

- Carlos Delgado, June 1-7 (.407, 4 HR, 9 RBI)
- Carlos Delgado, Aug. 17-23 (.370, 4 HR, 10 RBI)
- Roger Clemens, Aug. 24-30 (2-0, 0.00 ERA, 18.0 IP, 2 SHO)

1999

- Shannon Stewart, April 26-May 2 (.471, 16 H, 5 R, 3 2B, 5 RBI)
- Tony Fernandez, June 14-20 (.411, 10 H, 15 TB, 2 2B)
- Homer Bush, Sept. 30-Oct. 3 (.452, 14 H, 6 R, 2 2B, 2 RBI)

2000

- Carlos Delgado, April 17-23 (.480, 12 H, 4 HR, 8 RBI)
- Jose Cruz, May 1-7 (.387, 4 HR, 9 RBI, 3 2B, 9 R, 5 BB)
- Carlos Delgado, June 5-11 (.556, 10 H, 4 HR, 13 RBI)

2001

- Carlos Delgado, April 1-8 (.348, 5 HR, 11 RBI)
- Raul Mondesi, April 30-May 6 (.464, 13 H, 4 HR, 11 RBI)
- Kelvim Escobar, Aug. 20-26 (2-0, 1.04 ERA, 17.1 IP, 1 CG)
- Jose Cruz Jr., Oct. 1-7 (.423, 4 HR, 11 RBI, 7 R, 2 2B, 4 SB)

2002

- Carlos Delgado, Sept. 23-29 (.450, 4 HR, 11 RBI, 1.150 SLG)

2003

- Vernon Wells, June 15-22 (.476, 10 H, 5 HR, 10 RBI)
- Roy Halladay, Sept. 1-7 (2-0, 0.46 ERA, 19.0 IP, 7 H, 15 K)
- Carlos Delgado, Sept. 22-28 (.318, 6 HR, 11 RBI)

2004

- Carlos Delgado, Aug. 30-Sept. 5 (.381, 3 HR, 7 RBI, 6 R)

2005

- Frank Catalanotto, July 18-24 (.565, 1 HR, 9 RBI)
- Frank Catalanotto, Sept. 26 - Oct. 2 (.500, 15 H, 15 RBI)

2006

- Roy Halladay, May 7-14 (2-0, 2 CG, 1.00 ERA, 9 K)
- Vernon Wells, July 16-23 (.448, 3 2B, 4 HR, 10 RBI, .966 SLG)
- Lyle Overbay, June 27-July 2 (.423, 4 HR, 9 RBI, 1.077 SLG)

2007

- Troy Glaus, May 1-7 (.400, 4 HR, 7 RBI, 8 R)

2008

- Alex Rios, Sept. 1-7 (.414, 3 HR, 966 SLG)

2009

- Roy Halladay, May 11-17 (2-0, 1.13, CG, 2 ER, 16.0 IP, 13 K)
- Lyle Overbay, June 1-7 (.533, 4 2B, 2 HR, 8 RBI)
- Adam Lind, Aug. 31-Sept. 6 (.321, 4 2B, 3 HR, 12 RBI)

2010

- Jose Bautista, May 10-16 (.444, 4 HR, 8 RBI, 5 BB)
- Jose Bautista, July 26-Aug. 1 (.545, 3 2B, 5 HR, 13 RBI, 8 R)
- Jose Bautista, Aug. 23-29 (.500, 3 2B, 4 HR, 7 RBI, 9 BB)
- Edwin Encarnacion, Sept. 27-Oct. 3 (.400, 5 HR, 11 RBI, 6 R)

2011

- Jose Bautista, June 27-July 3 (.391, 3 2B, 4 HR, 8 RBI)



2012

- J.P. Arencibia, May 14-20 (.360, 4 HR, 10 RBI)

2013

- Edwin Encarnacion, July 22-28 (.520, 2 HR, 8 RBI)

2014

- Edwin Encarnacion, May 5-11 (.321, 4 HR, 10 RBI)

PLAYER OF THE MONTH**1977**

- Otto Velez, April (5 HR, 11 RBI, 11 R, .865 SLG, .422 BA)

1979

- Alfredo Griffin, Sept. (.407 BA, 4-3B, 62 TB)

1983

- Lloyd Moseby, Aug. (.351 BA, 25 RBI, 15 XBH)

1989

- Fred McGriff, April (7 HR, 17 RBI, 28 H, 21 R)
- George Bell, Aug. (22 game hit streak, .370 BA)

1990

- Kelly Gruber, Sept. (.352 BA, 20 R, 30 RBI)

1991

- Joe Carter, June (11 HR, 36 H, .352 BA, 11-2B, 29 RBI, 21 R)

1992

- Roberto Alomar, April (.382 BA, 34 H, 19 R, 3 HR, 19 RBI, 8 SB, .439 OBA)

1993

- John Olerud, April (.450 BA, 36 H, .650 SLG, .527 OBP, 18 RBI, 15 R, 7-2B, 3 HR)
- Paul Molitor, May (.374 BA, 43 H, 5 HR, 22 RBI, 25 R)

ROOKIE OF THE MONTH**2002**

- Eric Hinske, June (.338 BA, 27 H, 7-2B, 6 HR, 15 RBI, 19 R)
- Josh Phelps, Aug. (.310 BA, 31 H, 5-2B, 7 HR, 30 RBI, 18 R)
- Josh Phelps, Sept. (.338 BA, 26 H, 10-2B, 6 HR, 19 RBI, 15 R)

2003

- Reed Johnson, Sept. (.363 BA, 33 H, 5-2B, 3 HR, 16 RBI, 18 R)

PITCHER OF THE MONTH**1980**

- Dave Stieb, April (3-0, 15 K, 1 ShO, 1.09 ERA)

1983

- Dave Stieb, May (5 W, 2 ShO, 43 K)

1984

- Doyle Alexander, Sept. (2.23 ERA, 5-1, 6 CG)

1985

- Dave Stieb, May (4-1, 34 K, 1.69 ERA)

1987

- Jim Clancy, May (5-1, 1.71 ERA, 40 K in 47.1 IP)

1996

- Juan Guzman, April (3-1, 1.88 ERA, 39 K in 43.0 IP)
- Pat Hentgen, July (5-1, 2.72 ERA, 28 K in 46.1 IP)
- Pat Hentgen, Aug. (5-1, 2.60 ERA, 33 K in 52.0 IP)

1997

- Roger Clemens, May (6-0, 1.96 ERA, 46.0 IP, 51 K)
- Roger Clemens, Aug. (4-0, 2.47 ERA, 2 CG, 47.1 IP, 54 K)

2015

- Josh Donaldson, May 25-31 (.440, 6 HR, 11 RBI)
- Josh Donaldson, Aug. 3-9 (.385, 5 HR, 8 RBI)
- David Price, Aug. 3-9 (2-0, 0.60 ERA)
- Edwin Encarnacion, Aug. 23-30 (.481, 7 HR, 21 RBI)
- Kevin Pillar, Sept. 20-27 (.480, 7 XBH, 6 SB)

2016

- Josh Donaldson, June 13-19 (.321, 4 HR, 10 RBI)

- John Olerud, June (.427 BA, 41 H, 17-2B, 5 HR, 30 RBI, 17 R, 73 TB, .525 OBP)

1994

- Joe Carter, April (.312 BA, 31 RBI, 9 HR, 8-2B, 64 TB)

2010

- Jose Bautista, July (.418, 11 HR, 8 2B, 29 RBI, 12 BB, 75 TB, .765 SLG)
- Jose Bautista, Aug. (.299, 12 HR, 24 RBI, 23 R, 23 BB, .742 SLG)

2011

- Jose Bautista, April (.366, 9 HR, 5 2B, 15 RBI, 28 BB, .780 SLG)
- Jose Bautista, May (.360, 11 HR, 4 2B, 23 RBI, 18 BB, .791)

2012

- Jose Bautista, June (.271, 14 HR, 30 RBI, 22 BB, .750 SLG)

2014

- Edwin Encarnacion, May (.281, 16 HR, 33 RBI, 16 BB, .763 SLG)

2015

- Edwin Encarnacion, Aug. (.407, 11 2B, 11 HR, 35 RBI, .919 SLG)

2005

- Gustavo Chacin, April (4-1, 2.41 ERA in 6 GS)
- Gustavo Chacin, July (5-0, 2.97 ERA in 6 GS)

2009

- Scott Richmond, April (3-0, 2.70 ERA in 4 GS)

2015

- Devon Travis, April (.325 BA, 26 H, 6-2B, 6 HR, 19 RBI)

1998

- Roger Clemens, Aug. (4-0, 0.90 ERA, 3 CG, 50.0 IP, 68 K)

2003

- Roy Halladay, May (6-0, 3.22 ERA, CG, 44.2 IP, 35 K)
- Roy Halladay, Sept. (5-1, 1.41 ERA, 5 CG, 51.0 IP, 42 K)

2007

- Roy Halladay, April (4-0, 2.28 ERA, 2 CG, 47.1 IP, 33 K)

2011

- Ricky Romero, Aug. (5-0, 2.05 ERA, 1 ShO, 44.0 IP, 26 K)



MEDIA AWARDS

TORONTO CHAPTER BBWAA AWARD WINNERS

Each year, the members of the Toronto chapter of the BBWAA select the Blue Jays top player, pitcher and rookie as well as the team's most improved player. The player of the year receives the Neil MacCarl Award, named for the longtime baseball writer from the Toronto Star... The John Cerutti Award is given annually, as voted by the Toronto Chapter of the BBWAA, to a person associated with the day-to-day workings of Blue Jays' baseball who displays goodwill, cooperation and character, as exemplified by the late John Cerutti.

| YEAR | PLAYER OF THE YEAR | PITCHER OF THE YEAR | ROOKIE OF THE YEAR | GOOD GUY AWARD | MOST IMPROVED |
|------|--------------------|---------------------------|--------------------|---------------------------|-------------------|
| 1977 | Bob Bailor | Dave Lemanczyk | Bob Bailor | Roy Hartsfield | — |
| 1978 | Bob Bailor | Jim Clancy Victor Cruz | Victor Cruz | Mike Cannon | Alan Ashby |
| 1979 | Alfredo Griffin | Tom Underwood | Alfredo Griffin | John Silverman | Rick Cerone |
| 1980 | John Mayberry | Jim Clancy | Damaso Garcia | Howard Starkman | Al Woods |
| 1981 | Dave Stieb | Dave Stieb | — | Bob Mattick | Joey McLaughlin |
| 1982 | Damaso Garcia | Dave Stieb | Jesse Barfield | Buck Martinez | Jim Clancy |
| 1983 | Lloyd Moseby | Dave Stieb | Jim Acker | Ernie Whitt | Lloyd Moseby |
| 1984 | Dave Collins | Doyle Alexander | Tony Fernandez | Dave Collins | Dave Collins |
| 1985 | Jesse Barfield | Dennis Lamp | — | Rance Mulliniks | Dennis Lamp |
| 1986 | Jesse Barfield | Mark Eichhorn | Mark Eichhorn | Garth Iorg | Rick Leach |
| 1987 | George Bell | Jimmy Key | Jeff Musselman | Garth Iorg | Lloyd Moseby |
| 1988 | Fred McGriff | Dave Stieb | Pat Borders | John Cerutti | Kelly Gruber |
| 1989 | George Bell | Tom Henke | Junior Felix | Kelly Gruber | Todd Stottlemyre |
| 1990 | Kelly Gruber | Dave Steib | John Olerud | Jeff Ross | Pat Borders |
| | | | | Tommy Craig | |
| 1991 | Roberto Alomar | Duane Ward | Juan Guzman | Joe Carter | Devon White |
| 1992 | Roberto Alomar | Jack Morris | Jeff Kent | John Brioux | Pat Borders |
| 1993 | Paul Molitor | Duane Ward | Randy Knorr | Bob Bailor | John Olerud |
| 1994 | Joe Carter | Pat Hentgen | Darren Hall | Rich Hacker | Randy Knorr |
| 1995 | Roberto Alomar | Al Leiter | Shawn Green | Galen Cisco | Ed Sprague |
| | | | | Larry Hise | |
| 1996 | Ed Sprague | Pat Hentgen | Paul Spoljaric | Howard Starkman | Juan Guzman |
| 1997 | Carlos Delgado | Roger Clemens | Jose Cruz Jr. | Brent Andrews | Paul Quantrill |
| 1998 | Carlos Delgado | Roger Clemens | Kevin Brown | Dan Plesac | Shawn Green |
| 1999 | Shawn Green | Billy Koch | Billy Koch | Pat Hentgen | Homer Bush |
| 2000 | Carlos Delgado | David Wells | — | Andy Stewart | Brad Fullmer |
| 2001 | Jose Cruz Jr. | Paul Quantrill | Bob File | Gord Ash | Roy Halladay |
| 2002 | Vernon Wells | Roy Halladay | Eric Hinske | Darrin Fletcher | Chris Woodward |
| 2003 | Carlos Delgado | Roy Halladay | Aquilino Lopez | Vernon Wells | Orlando Hudson |
| 2004 | Carlos Delgado | Ted Lilly | Alex Rios | John Cerutti | Gregg Zaun |
| | | | | JOHN CERUTTI AWARD | |
| 2005 | Vernon Wells | Roy Halladay | Russ Adams | Shirley Cheek | Josh Towers |
| 2006 | Vernon Wells | Roy Halladay | Casey Janssen | Larry Millson | Alex Rios |
| 2007 | Alex Rios | Roy Halladay | Jesse Litsch | John McDonald | Dustin McGowan |
| 2008 | Vernon Wells | Roy Halladay | Jesse Carlson | Paul Godfrey | Adam Lind |
| 2009 | Aaron Hill | Roy Halladay | Ricky Romero | Aaron Hill | Adam Lind |
| 2010 | Jose Bautista | Ricky Romero | — | Jose Bautista | Jose Bautista |
| 2011 | Jose Bautista | Ricky Romero | J.P. Arencibia | Dustin McGowan | Casey Janssen |
| 2012 | Edwin Encarnacion | Casey Janssen | Aaron Loup | Brian Butterfield | Edwin Encarnacion |
| 2013 | Edwin Encarnacion | Casey Janssen | Todd Redmond | Mark DeRosa | Brett Cecil |
| 2014 | Jose Bautista | Mark Buehrle | Marcus Stroman | Casey Janssen | Melky Cabrera |
| 2015 | Josh Donaldson | Marco Estrada | Roberto Osuna | Alex Anthopoulos | Kevin Pillar |
| 2016 | Josh Donaldson | Aaron Sanchez | Joe Biagini | Pete Walker | Aaron Sanchez |

BIographies

LAST SEASON

HISTORY

RECORDS

OPPONENTS

PLAYER DEV.

MEDIA & MISC.



THE SPORTING NEWS AWARDS

PITCHER OF THE YEAR (AL)

1982 — Dave Stieb
1987 — Jimmy Key

1996 — Pat Hentgen
1997 — Roger Clemens

1998 — Roger Clemens
2003 — Roy Halladay

ROOKIE PITCHER OF THE YEAR (AL)

1986 — Mark Eichhorn
1991 — Juan Guzman

MANAGER OF THE YEAR (ML)

1985 — Bobby Cox

MLB PLAYER OF THE YEAR

1987 — George Bell

2000 — Carlos Delgado

2015 — Josh Donaldson

AL PLAYER OF THE YEAR

1987 — George Bell

AL COMEBACK PLAYER

2009 — Aaron Hill

SPORTSMEN OF THE YEAR

1993 — Pat Gillick/Cito Gaston

ALL-STAR TEAM (AL)

1982 — Damaso Garcia, 2B
1982 — Dave Stieb, P
1983 — Lloyd Moseby, OF
1985 — Damaso Garcia, 2B
1986 — Tony Fernandez, SS
1986 — George Bell, OF
1987 — George Bell, OF
1987 — Jimmy Key, LHP
1988 — Ernie Whitt, C

1989 — Fred McGriff, 1B
1990 — Kelly Gruber, 3B
1991 — Joe Carter, OF
1992 — Roberto Alomar, 2B
1992 — Joe Carter, OF
1992 — Dave Winfield, DH
1993 — Paul Molitor, DH
1996 — Pat Hentgen, RHP
1997 — Roger Clemens, RHP

1998 — Roger Clemens, RHP
1999 — Shawn Green, OF
2000 — Carlos Delgado, 1B
2000 — David Wells, LHP
2003 — Carlos Delgado, 1B
2009 — Aaron Hill, 2B
2010 — Jose Bautista, 3B
2011 — Jose Bautista, OF

BASEBALL MAN OF THE YEAR IN CANADA

(TORONTO—MONTREAL BBWAA)

Peter Bavasi, 1977
Pat Gillick, 1983

Jesse Barfield, 1986
Cito Gaston, 1989

Pat Gillick, 1991
Paul Beeston, 1993

BASEBALL AMERICA

ALL-STAR TEAM (AL)

1983 — Dave Stieb, P
1983 — Lloyd Moseby, OF
1984 — Dave Stieb, P
1986 — Tony Fernandez, SS
1986 — Jesse Barfield, OF
1987 — George Bell, OF
1987 — Jimmy Key, SP

1987 — Tom Henke, RP
1989 — George Bell, OF
1989 — Dave Stieb, P
1990 — Kelly Gruber, 3B
1992 — Roberto Alomar, 2B
1992 — Dave Winfield, 2B
1993 — Roberto Alomar, 2B

1993 — John Olerud, 1B
1993 — Duane Ward, P
1996 — Pat Hentgen, P
1997 — Roger Clemens, P
1998 — Roger Clemens, P
2015 — Josh Donaldson, 3B

PLAYER OF THE YEAR (AL)

1987 — George Bell

MAJOR LEAGUE PITCHER OF THE YEAR

1998 — Roger Clemens

LATIN AMERICAN ALL-STAR TEAM

1985 — Damaso Garcia, 2B
1985 — George Bell, OF

ALL-ROOKIE TEAM

1977 — Bob Bailor, SS; Doug Ault, 1B; Jerry Garvin, LHP
1978 — Rick Bosetti, OF
1979 — Alfredo Griffin, SS; Dan Ainge, 2B
1980 — Damaso Garcia, 2B
1987 — Jeff Musselman, LHP
1995 — Shawn Green, OF
1997 — Jose Cruz, Jr., OF
1999 — Billy Koch, RHP
2002 — Eric Hinske, 3B
2005 — Russ Adams, SS
2005 — Gustavo Chacin, LHP

ALL-ROOKIE TEAM

1977 — Bob Bailor, CF; Jerry Garvin, LHP
1978 — Rick Bosetti, CF
1979 — Alfredo Griffin, SS; Dan Ainge, 2B
1980 — Damaso Garcia, 2B

RELIEF AWARDS

1985 — April — Bill Caudill
1987 — July — Tom Henke
1987 — Aug. — Tom Henke
1989 — July — Tom Henke
1993 — April — Duane Ward
1993 — Aug. — Duane Ward
1999 — July — Billy Koch
2002 — Sept. — Kelvim Escobar



MINOR LEAGUE PLAYER OF THE YEAR

The following is a list of Toronto minor league players that have been named Minor League Player of the Year:

| Player/Position | Year | Publication | Club | Stats |
|------------------|------|-------------------------|----------------|----------------------|
| Carlos Delgado/C | 1992 | USA Today Baseball Wkly | Dunedin (A) | 30HR, 100RBI, .324BA |
| Derek Bell/OF | 1991 | Baseball America | Syracuse (AAA) | 13HR, 93RBI, .346BA |

PLAYER AND PITCHER OF THE MONTH

Each month throughout the season, the Toronto Chapter of the Baseball Writers Association of America votes for the player and pitcher based on their appraisal of that player's or pitcher's performance during that particular month.

PLAYER OF THE MONTH

| Year | April | May | June | July | August | Sept./Oct. | Most Valuable Player |
|------|-------------|-------------|-------------|------------|--------------------|------------------|----------------------|
| 1977 | Velez | Fairly | Fairly | Rader | Bailor | Bowling | Bailor |
| 1978 | Howell | Bosetti | Howell | Mayberry | Bailor | Bailor & Bosetti | Howell |
| 1979 | Mayberry | Griffin | Underwood | Velez | Griffin | Griffin | Griffin |
| 1980 | Stieb | Woods | Mayberry | Woods | Garcia | Mayberry | Mayberry |
| 1981 | Todd | Bonnell | — | — | Moseby | Stieb | Stieb |
| 1982 | Barfield | Bonnell | Upshaw | Garcia | Garcia | Clancy | Garcia |
| 1983 | Barfield | Upshaw | Johnson | Moseby | Moseby | Upshaw | Moseby & Upshaw |
| 1984 | Upshaw | Collins | Upshaw | Mulliniks | Bell | Collins | Bell |
| 1985 | Upshaw | Garcia | Bell | Mulliniks | Barfield | Moseby | Barfield |
| 1986 | Bell | Barfield | Fernandez | Bell | Moseby | Barfield | Bell |
| 1987 | Bell | Bell | Moseby | Fernandez | Bell | Moseby | Bell |
| 1988 | Gruber | McGriff | Gruber | McGriff | Whitt | Fernandez | McGriff |
| 1989 | McGriff | Liriano | Gruber | McGriff | Bell | Bell | Bell |
| 1990 | Gruber | Gruber | Bell | McGriff | McGriff | Gruber | Gruber |
| 1991 | Carter | Alomar | Carter | Alomar | White | Alomar | Alomar |
| 1992 | Alomar | Alomar | Carter | Maldonado | Winfield | White | Alomar |
| 1993 | Olerud | Molitor | Olerud | Olerud | Molitor/ Alomar | Alomar | Molitor |
| 1994 | Carter | Carter | Alomar | Molitor | | | Carter |
| 1995 | Alomar | Alomar | Maldonado | Olerud | Molitor | Green | Alomar |
| 1996 | Carter | Olerud | Sprague | Carter | Brumfield | Sprague | Sprague |
| 1997 | Sprague | Carter | Merced | Green | Cruz Jr. | Stewart | Delgado |
| 1998 | Canseco | Delgado | Delgado | Stewart | Green | Fernandez | Delgado |
| 1999 | Green | Green | Fletcher | Green | Delgado | Bush | Green |
| 2000 | Fullmer | Delgado | Delgado | Delgado | Delgado | Fletcher | Delgado |
| 2001 | Delgado | Mondesi | Stewart | Cruz Jr. | Delgado | Cruz Jr. | Cruz Jr. |
| 2002 | Delgado | Wilson | Hinske | Wells | Delgado | Phelps | Wells |
| 2003 | Delgado | Wells | Delgado | Wells | Wells | Delgado | Delgado |
| 2004 | Delgado | Wells | Hudson | Phelps | Delgado | Delgado | Delgado |
| 2005 | Hillenbrand | Wells | Wells | Wells | Hudson | Catalanotto | Wells |
| 2006 | Wells | Glaus | Overbay | Wells | Overbay | Rios | Wells |
| 2007 | Hill | Rios | Thomas | Rios | Thomas | Hill | Rios |
| 2008 | Rios | Barajas | Rolen | Lind | Wells | Rios | Rios |
| 2009 | Hill | Scutaro | Lind | Scutaro | Lind | Lind | Lind |
| 2010 | Wells | Bautista | Lewis | Bautista | Bautista | Wells | Bautista |
| 2011 | Bautista | Bautista | Lind | Escobar | Lawrie | Bautista | Bautista |
| 2012 | Encarnacion | Bautista | Bautista | Villanueva | Encarnacion | Encarnacion | Encarnacion |
| 2013 | Encarnacion | Bautista | Lind | Rasmus | Lawrie | Lind | Encarnacion |
| 2014 | Cabrera | Encarnacion | Encarnacion | Cabrera | Bautista | Bautista | Bautista |
| 2015 | Travis | Donaldson | Encarnacion | Donaldson | Encarnacion | Bautista | Donaldson |
| 2016 | Donaldson | Saunders | Donaldson | Donaldson | Martin | Bautista | Donaldson |



PITCHER OF THE MONTH

| Year | April | May | June | July | August | Sept./Oct. | Most Valuable Pitcher |
|------|------------|-----------|------------|------------|----------------|------------|-----------------------|
| 1983 | Stieb | Stieb | Gott | Clancy | Stieb | Alexander | Stieb |
| 1984 | Stieb | Alexander | Stieb | Stieb | Stieb & Clancy | Alexander | Stieb |
| 1985 | Caudill | Stieb | Stieb | Stieb | Henke | Alexander | Stieb |
| 1986 | Alexander | Eichhorn | Key | Clancy | Eichhorn | Stieb | Key |
| 1987 | Key | Key | Clancy | Key | Cerutti | Flanagan | Key |
| 1988 | Cerutti | Stieb | Ward | Key | Clancy | Stieb | Stieb |
| 1989 | Key | Key | Cerutti | Henke | Stieb | Stieb | Stieb |
| 1990 | Ward | Stieb | Henke | Stieb | Key | Key | Stieb |
| 1991 | Key | Wells | Key | Henke | Candiotti | Guzman | Ward |
| 1992 | Guzman | Guzman | Guzman | Ward | Morris | Key | Morris |
| 1993 | Hentgen | Cox | Hentgen | Ward | Ward | Stewart | Ward |
| 1994 | Castillo | Hentgen | Hentgen | Castillo | -- | -- | Hentgen |
| 1995 | -- | Cone | Hentgen | Castillo | Leiter | Timlin | Leiter |
| 1996 | Guzman | Timlin | Guzman | Hentgen | Hentgen | Hentgen | Hentgen |
| 1997 | Clemens | Clemens | Clemens | Clemens | Clemens | Clemens | Clemens |
| 1998 | Williams | Williams | Clemens | Clemens | Clemens | Escobar | Clemens |
| 1999 | Wells | Halladay | Wells | Koch | Hentgen | Wells | Koch |
| 2000 | Wells | Wells | Wells | Koch | Wells | Loaiza | Wells |
| 2001 | Quantrill | Michalak | Koch | Escobar | Escobar | Halladay | Quantrill |
| 2002 | Halladay | Loaiza | Halladay | Carpenter | Politte | Escobar | Halladay |
| 2003 | Lidle | Halladay | Halladay | Halladay | Escobar | Halladay | Halladay |
| 2004 | Halladay | Frasor | Batista | Towers | Lilly | Bush | Lilly |
| 2005 | Halladay | Halladay | Halladay | Chacin | Towers | Towers | Halladay |
| 2006 | Halladay | Halladay | Ryan | Halladay | Ryan | Burnett | Halladay |
| 2007 | Halladay | Burnett | Marcum | McGowan | Halladay | McGowan | Halladay |
| 2008 | Carlson | Litsch | Halladay | Halladay | Halladay | Litsch | Halladay |
| 2009 | Downs | Halladay | Romero | League | Frasor | Halladay | Halladay |
| 2010 | Romero | Marcum | Morrow | Cecil | Morrow | Frasor | Romero |
| 2011 | Villanueva | Romero | Romero | Cecil | Romero | Francisco | Romero |
| 2012 | Romero | Morrow | Villanueva | Villanueva | Janssen | Morrow | Janssen |
| 2013 | Janssen | Loup | Cecil | Buehrle | Buehrle | Janssen | Janssen |
| 2014 | Buehrle | Buehrle | Stroman | Stroman | Sanchez | Dickey | Buehrle |
| 2015 | Osuna | Sanchez | Buehrle | Buehrle | Estrada | Price | Estrada |
| 2016 | Sanchez | Estrada | Sanchez | Happ | Stroman | Liriano | Sanchez |

Most Valuable Pitcher: 1978 - Clancy & Underwood 1979 - Underwood 1980 - Clancy
1981 - Stieb 1982 - Stieb

BLUE JAYS & CY YOUNG VOTING

| YEAR | WINNER | PTS | BLUE JAYS | RANK | PTS |
|-------------|----------------------|------------|-----------------------|------------|------------|
| 1982 | Pete Vuckovich | 87 | Dave Stieb | 4th | 36 |
| 1984 | Willie Hernandez | 88 | Dave Stieb | 8th | 1 |
| 1985 | Bret Saberhagen | 127 | Doyle Alexander | 6th | 5 |
| | | | Dave Stieb | 9th | 2 |
| 1986 | Roger Clemens | 140 | Mark Eichhorn | 6th | 2 |
| 1987 | Roger Clemens | 124 | Jimmy Key | 2nd | 64 |
| 1990 | Bob Welch | 107 | Dave Stieb | 6th | 2 |
| 1991 | Roger Clemens | 119 | Duane Ward | 10th | 3 |
| 1992 | Dennis Eckersley | 107 | Jack Morris | 5th | 10 |
| 1993 | Jack McDowell | 124 | Duane Ward | 5th | 5 |
| | | | Pat Hentgen | 6th | 3 |
| | | | Juan Guzman | 7th | 1 |
| 1995 | Randy Johnson | 136 | David Cone | 4th | 18 |
| 1996 | PAT HENTGEN | 110 | PAT HENTGEN | 1st | 110 |
| 1997 | ROGER CLEMENS | 134 | ROGER CLEMENS | 1st | 134 |
| 1998 | ROGER CLEMENS | 140 | ROGER CLEMENS | 1st | 140 |
| 2000 | Pedro Martinez | 140 | David Wells | 3rd | 46 |
| 2003 | ROY HALLADAY | 136 | ROY HALLADAY | 1st | 136 |
| 2006 | Johan Santana | 140 | Roy Halladay | 3rd | 48 |
| 2007 | C.C. Sabathia | 119 | Roy Halladay | 5th | 1 |
| 2008 | Cliff Lee | 132 | Roy Halladay | 2nd | 71 |
| 2009 | Zach Greinke | 134 | Roy Halladay | 5th | 11 |
| 2011 | Justin Verlander | 196 | Ricky Romero | 10th | 2 |
| 2015 | Dallas Keuchel | 186 | David Price (TOR/DET) | 2nd | 143 |
| 2016 | Rick Porcello | 137 | JA Happ | 6th | 14 |
| | | | Aaron Sanchez | 7th | 6 |



BLUE JAYS AND THE AL MANAGER OF THE YEAR VOTING

| YEAR | WINNER | PTS | 1ST PLACE VOTES | BLUE JAYS | RANK | PTS | 1ST PLACE VOTES |
|------|----------------------|-----|-----------------|--------------|------|-----|-----------------|
| 1984 | Sparky Anderson-DET | 96 | 13 | Bobby Cox | 4 | 9 | 0 |
| 1985 | BOBBY COX-TOR | 104 | 14 | — | — | — | — |
| 1989 | Frank Robinson-BAL | 125 | 23 | Cito Gaston | 2 | 62 | 3 |
| 1990 | Jeff Torborg-CWS | 128 | 23 | Cito Gaston | 5 | 6 | 0 |
| 1991 | Tom Kelly-MIN | 138 | 27 | Cito Gaston | 3 | 17 | 0 |
| 1992 | Tony LaRussa-OAK | 132 | 25 | Cito Gaston | 4 | 13 | 1 |
| 1993 | Gene Lamont-CWS | 72 | 8 | Cito Gaston | 3 | 49 | 3 |
| 1998 | Joe Torre-NYY | 128 | 23 | Tim Johnson | T6 | 4 | 0 |
| 2003 | Tony Peña-KC | 130 | 24 | Carlos Tosca | 7 | 3 | 0 |
| 2005 | Ozzie Guillen-CWS | 105 | 17 | John Gibbons | 7 | 1 | 0 |
| 2008 | Joe Maddon-TB | 138 | 27 | Cito Gaston | 6 | 2 | 0 |
| 2010 | Ron Gardenhire-MIN | 108 | 16 | Cito Gaston | 5 | 5 | 1 |
| 2015 | Jeff Bannister-TEX | 112 | 17 | John Gibbons | 4 | 22 | 1 |

ROOKIE-OF-THE-YEAR

| YEAR | PLAYER | FINISHED | WINNER |
|------|------------------------|----------|---------------------------------------|
| 1979 | Alfredo Griffin | Tied 1st | Alfredo Griffin & John Castino |
| 1980 | Damaso Garcia | 4th | Joe Charboneau |
| 1981 | George Bell | 8th | Dave Righetti |
| 1982 | Jesse Barfield | 8th | Cal Ripken |
| 1985 | Tom Henke | 7th | Ozzie Guillen |
| 1986 | Mark Eichhorn | 3rd | Jose Canseco |
| 1987 | Nelson Liriano | 7th | Mark McGwire |
| 1990 | John Olerud | 4th | Sandy Alomar |
| 1991 | Juan Guzman | 2nd | Chuck Knoblauch |
| | Mike Timlin | 6th | — |
| 1994 | Darren Hall | 4th | Bob Hamelin |
| 1995 | Shawn Green | 5th | Marty Cordova |
| 1996 | Tim Lincecum | Tied 7th | Derek Jeter |
| 1997 | Jose Cruz | 2nd | Nomar Garciaparra |
| 1999 | Billy Koch | Tied 7th | Carlos Beltran |
| 2002 | Eric Hinske | 1st | Eric Hinske |
| | Josh Phelps | 6th | — |
| 2005 | Gustavo Chacin | 5th | Huston Street |
| 2015 | Roberto Osuna | 4th | Carlos Correa |



BLUE JAYS AND THE MVP VOTING

| YEAR | WINNER | PTS | BLUE JAYS | RANK | PTS |
|-------------|-----------------------|------------|-----------------------|----------|------------|
| 1981 | Rollie Fingers | 319 | Dave Stieb | T27 | 1 |
| 1982 | Robin Yount | 385 | Damaso Garcia | T26 | 5 |
| 1983 | Cal Ripken | 322 | Willie Upshaw | 11 | 41.5 |
| | | | Lloyd Moseby | 14 | 21 |
| 1984 | Willie Hernandez | 306 | Willie Upshaw | T16 | 8 |
| | | | George Bell | T16 | 5 |
| | | | Dave Stieb | T23 | 4 |
| | | | Lloyd Moseby | T23 | 4 |
| | | | Doyle Alexander | T27 | 1 |
| 1985 | Don Mattingly | 367 | Jesse Barfield | 7 | 88 |
| | | | George Bell | 8 | 84 |
| | | | Tom Henke | 20 | 5 |
| | | | Dennis Lamp | T21 | 3 |
| | | | Doyle Alexander | T21 | 3 |
| | | | Damaso Garcia | 24 | 2 |
| 1986 | Roger Clemens | 339 | George Bell | 4 | 125 |
| | | | Jesse Barfield | 5 | 107 |
| | | | Tony Fernandez | 14 | 17 |
| 1987 | GEORGE BELL | 332 | George Bell | 1 | 332 |
| | | | Tony Fernandez | 8 | 79 |
| | | | Tom Henke | T13 | 14 |
| 1988 | Jose Canseco | 392 | Fred McGriff | 17 | 9 |
| 1989 | Robin Yount | 205 | Tony Fernandez | 26 | 1 |
| | | | George Bell | 4 | 205 |
| | | | Fred McGriff | 6 | 96 |
| | | | Tony Fernandez | 19 | 9 |
| | | | Mookie Wilson | T25 | 1 |
| 1990 | Rickey Henderson | 317 | Kelly Gruber | 4 | 175 |
| | | | Fred McGriff | 10 | 30 |
| | | | Dave Stieb | T25 | 1 |
| 1991 | Cal Ripken | 318 | Joe Carter | 5 | 136 |
| | | | Roberto Alomar | 6 | 128 |
| | | | Devon White | 16 | 15 |
| 1992 | Dennis Eckersley | 306 | Joe Carter | 3 | 201 |
| | | | Dave Winfield | 5 | 141 |
| | | | Roberto Alomar | 6 | 118 |
| | | | Jack Morris | 13 | 18 |
| 1993 | Frank Thomas | 392 | Paul Molitor | 2 | 209 |
| | | | John Olerud | 3 | 198 |
| | | | Roberto Alomar | 6 | 102 |
| | | | Joe Carter | 12 | 25 |
| | | | Duane Ward | 22 | 3 |
| 1994 | Frank Thomas | 372 | Joe Carter | 10 | 35 |
| | | | Paul Molitor | T18 | 9 |
| 1997 | Ken Griffey Jr. | 392 | Roger Clemens | 10 | 56 |
| 1998 | Juan Gonzalez | 357 | Roger Clemens | 11 | 49 |
| 1999 | Ivan Rodriguez | 252 | Shawn Green | 9 | 44 |
| | | | Carlos Delgado | 12 | 16 |
| 2000 | Jason Giambi | 317 | Carlos Delgado | 4 | 206 |
| | | | David Wells | 18 | 2 |
| 2001 | Ichiro Suzuki | 289 | Shannon Stewart | T25 | 1 |
| 2003 | Alex Rodriguez | 242 | Carlos Delgado | 2 | 213 |
| 2006 | Justin Morneau | 320 | Vernon Wells | T22 | 3 |
| | | | Troy Glaus | T31 | 1 |
| 2009 | Joe Mauer | 387 | Aaron Hill | T12 | 23 |
| | | | Adam Lind | 15 | 14 |
| 2010 | Josh Hamilton | 358 | Jose Bautista | 4 | 165 |
| 2011 | Justin Verlander | 280 | Jose Bautista | 3 | 231 |
| 2012 | Miguel Cabrera | 362 | Edwin Encarnacion | 11 | 33 |
| 2013 | Miguel Cabrera | 385 | Edwin Encarnacion | 14 | 7 |
| 2014 | Mike Trout | 420 | Jose Bautista | 6 | 122 |
| 2015 | JOSH DONALDSON | 385 | Josh Donaldson | 1 | 385 |
| | | | Jose Bautista | 8 | 82 |
| | | | Edwin Encarnacion | 12 | 38 |
| | | | Russell Martin | 24 | 2 |
| 2016 | Mike Trout | 356 | Josh Donaldson | 4 | 200 |
| | | | Edwin Encarnacion | 14 | 7 |

BIographies

LAST SEASON

HISTORY

RECORDS

OPPONENTS

PLAYER DEV.

MEDIA & MISC.



CLUB AWARDS

BOBBY MATTICK AND AL LAMACCHIA AWARDS

In 1996, the Blue Jays organization established two awards: the **Bobby Mattick Player Development Award** and the **Al LaMacchia Scouting Award**. The awards were created to acknowledge the dedication, success and work ethic of Blue Jays baseball operations personnel, attributes so aptly displayed by the awards' namesakes. The Bobby Mattick Award was named after the longtime baseball executive who had spent 25 years of his career with the Blue Jays. The late Bobby Mattick was responsible for the development of many of the young players who have gone through the Blue Jays system. As well as being Director of Player Development for many years he also managed the Major League Blue Jays for two seasons in 1980 and 1981. The Al LaMacchia Award was named after the veteran scout who spent 20 seasons with the Blue Jays. The late Al LaMacchia's scouting talents have been deeply etched in the Blue Jays short history. In 2003, the Blue Jays introduced a **Community Service Award**. In 2009, the Blue Jays began giving out an award for the **Pro-Scout of the Year Award**. On April 10, 2014, the Blue Jays created the **Howard Starkman Award** which will be presented annually to the Employee of the Year. It is granted annually to the Employee of the Year for the Toronto Blue Jays Baseball Club, who best exemplifies the values of integrity, innovation, accountability, team work and a passion for winning.

| | Bobby Mattick | Al LAMachhia | Community Service | Pro Scout | International Staff Member | Howard Starkman |
|------|--------------------|------------------|-------------------|---------------|----------------------------|-----------------|
| 1996 | Rockett Wheeler | Duane Larson | -- | -- | -- | -- |
| 1997 | Omar Malave | Jim Hughes | -- | -- | -- | -- |
| 1998 | Rolando Pino | Tom Hinkle | -- | -- | -- | -- |
| 1999 | Bruce Walton | Ellis Dungan | -- | -- | -- | -- |
| 2000 | Marty Pevey | Tim Wilken | -- | -- | -- | -- |
| 2001 | Dan Rajkowski | David Blume | -- | -- | -- | -- |
| 2002 | Dane Johnson | Charles Aliano | -- | -- | -- | -- |
| 2003 | Mike Basso | Ty Nichols | Cameron Reimers | -- | -- | -- |
| 2004 | Ken Joyce | Andy Beene | Tim Whittaker | -- | -- | -- |
| 2005 | Rick Langford | Demerius Pittman | Justin Singleton | -- | -- | -- |
| 2006 | Dennis Holmberg | Tom Burns | Brian Bormaster | -- | -- | -- |
| 2007 | Gary Cathcart | Marc Tramuta | David Corrente | -- | -- | -- |
| 2008 | Clayton McCullough | Aaron Jersild | Justin Jackson | -- | -- | -- |
| 2009 | Charlie Wilson | Matt Briggs | Alberto Quintana | Jim D'Aloia | -- | -- |
| 2010 | Dane Johnson | Tim Rooney | Matt Daly | Kevin Briand | -- | -- |
| 2011 | Dennis Holmberg | John Hendricks | Anthony Gose | Tom Clark | -- | -- |
| 2012 | Chad Mottola | Blake Crosby | Daniel Barnes | Jim Skaalen | -- | -- |
| 2013 | Mike Mordecai | Ryan Fox | Kevin Nolan | David May | -- | -- |
| 2014 | Stubby Clapp | Nate Murrrie | Taylor Cole | Matt Anderson | -- | Howard Starkman |
| 2015 | Bobby Meacham | Jim Lentine | L.B. Dantzler | Ted Lekas | Luciano Del Rosario | Charlie Wilson |

BIographies

LAST SEASON

HISTORY

RECORDS

OPPONENTS

PLAYER DEV.

MEDIA & MISC.



R. HOWARD WEBSTER AWARDS

In 1982 the Blue Jays established a set of awards to be bestowed annually upon the 'Most Valuable Player' on each Blue Jay farm club. The awards are named in honor of R. HOWARD WEBSTER, who was the first Chairman of the Board for the Toronto Blue Jays.

| Year | AAA Syracuse | AA Knoxville | A Kinston | A Florence | A | Rookie Medicine Hat | Rookie Bradenton |
|------|----------------------------------|---|--|--------------------------------------|-----------------------------------|--------------------------------|--------------------------------|
| 1982 | T. Fernandez | T. Thompson | D. Shipanoff | K. Kinnard | | C. Johnston | E. Bolivar |
| 1983 | T. Fernandez | D. Shipanoff | J. Escobar | C. Fielder | | R. Robbins | S. Escobar |
| 1984 | F. Manrique | M. Sharpeson | L. Aquino | P. Borders | | R. Ducey | S. Garcia |
| 1985 | R. Leach | S. Davis | E. Yelding | S. Campusano | | G. Berroa | D. Martinez |
| 1986 | M. Sharpeson | G. Hill | Ventura G. Myers Dunedin | P. Munoz Myrtle Beach | St. Catharines W. Blair | M. Whiten | |
| 1987 | T. Stottlemire | G. Berroa | S. Cummings | D. Linton | D. Bell | A. Dziadkowiec | |
| 1988 | A. Infante | A. Sanchez | P. Munoz | L. Sojo | W. Williams | E. Mendez | W. Rojas |
| 1989 | G. Hill | D. Bell | N. Cromwell | R. Gianelli | G. O'Halloran | S. Holtzclaw | |
| 1990 | M. Whiten | T. Quinlan | J. Kent | M. Ogliaruso | C. Delgado | B. Bowers | Gulf Coast C. Stynes |
| 1991 | D. Bell | J. Kent | N. Wilson | H. Battle | R. Butler | F. Crespo | T. Brito |
| 1992 | B. Davis | J. De La Rosa | C. Delgado | A. Gonzalez Hagerstown | T. Crabtree | J. Hererra | |
| 1993 | R. Perez | C. Delgado | C. Weinke | D.J. Boston | A. Beltran | L. De La Cruz | A. Hightower |
| 1994 | S. Green | C. Stynes | K. Harmes | D. Sinnes | J. Ladd | J. Mosquera | K. Escobar |
| 1995 | R. Perez | S. Stewart | J. Patzke | J. Ladd | J. Young | M. Peebles | M. Whitlock |
| 1996 | S. Stewart | R. Jones | R. Halladay | M. Whitlock | W. Skett | R. Stromsberg | |
| 1997 | R. Butler | K Witt | W. Skett | L. Lopez | S. Langaignt | G. Morrison | |
| 1998 | P. Lennon | L. Lopez | B. Abernathy | J. Sneed | J. Kingery | J. Gibbons | |
| 1999 | L. Lopez | T. Giles | C. Izturis | J. Nunez | B. Jackson | G. Chacin | |
| 2000 | C. Mottola | Tennessee J. Gibbons | J. Lawrence | R. Johnson Charleston | M. Malpica Auburn | J. Johnson | |
| 2001 | L. Lopez | J. Phelps | R. Thompson | A. McCulloch | M. Mayorson | N. Tempesta | |
| 2002 | G. Burnham | V. Chulk | D. Rich | M. Snyder | J. Owens | J. DeJong Pulaski | |
| 2003 | S. Pond | A. Rios New Haven New Hampshire | J. Harper | R. Medina | V. Chiaravallotti | R. Diaz | |
| 2004 | G. Williams | A. Hill | I. Ramirez | C. Johnston Lansing | A. Lind | Y. Rodriguez | |
| 2005 | J. Griffin | J. Banks | A. Lind | C. Snavey | R. Patterson | J. Butler | |
| 2006 | K. Barker | A. Lind | R. Patterson | C. Cheng | J. Campbell | T. Snider | |
| 2007 | J. Banks | D. Smith | J. Kreuzer | T. Snider | B. Cecil | (Ended) | J. Chavez |
| 2008 | D. Purcey Las Vegas | S. Campbell | B. Dopriak | M. Rzepczynski | R. Bell | -- | B. Fuenmayer |
| 2009 | R. Ruiz | B. Dopirak | M. Sierra | J. Chavez | S. Ochinko | -- | C. Perez |
| 2010 | J. Arencibia | E. Thames | M. McDade | S. Ochinko | C. Perez | -- | J. Marisnick |
| 2011 | D. Cooper | T. d'Arnaud | A. Jimenez | J. Marisnik | Vancouver J. Nicolino | Bluefield C. Hawkins | J. Rosado |
| 2012 | A. Hechavarria Buffalo | R. Goins | D. Barnes | J. Nicolino | J. Avendano | C. Lopes | A. Tirado |
| 2013 | R. Goins | B. Glenn | J. Berti | D. Smith Jr. | L. Dantzler | M. Dean | F. Barreto |
| 2014 | K. Pillar | J. Berti | D. Smith Jr. | M. Nay | F. Barreto | R. Urena | J. Kelly |
| 2015 | M. Hague | R. Schimpf | W. Browning | R. McBroom | R. Hissey | R. Orozco | J. Maese |

OPENING DAY

SEASON OPENERS (21-19)

| DATE | OPPONENT | W/L | SCORE | WP | LP | ATT |
|----------------|------------------------|-----|----------|-----------|-------------|--------|
| April 7, 1977 | Chicago | W | 9-5 | Johnson | Brett | 44,649 |
| April 7, 1978 | at Detroit | L | 6-2 | Florych | Lemanczyk | 52,528 |
| April 5, 1979 | at Kansas City | L | 11-2 | Leonard | Underwood | 37,754 |
| April 9, 1980 | at Seattle | L | 8-6 | Parrott | Lemanczyk | 22,588 |
| April 9, 1981 | at Detroit | L | 6-2 | Morris | McLaughlin | 51,452 |
| April 9, 1982 | Milwaukee | L | 15-4 | Vuckovich | Bomback | 30,216 |
| April 5, 1983 | at Boston | W | 7-1 | Stieb | Eckersley | 33,842 |
| April 4, 1984 | at Seattle | L | 3-2 (10) | Stanton | Lamp | 43,200 |
| April 8, 1985 | at Kansas City | L | 2-1 | Black | Stieb | 41,086 |
| April 8, 1986 | at Texas | L | 6-3 | Guzman | Stieb | 40,602 |
| April 6, 1987 | Cleveland | W | 7-3 | Key | Candiotti | 40,404 |
| April 4, 1988 | at Kansas City | W | 5-3 | Key | Saberhagen | 40,648 |
| April 3, 1989 | at Kansas City | W | 4-3 | Key | Gubicza | 38,595 |
| April 9, 1990 | at Texas | L | 4-2 | Ryan | Stottlemire | 40,907 |
| April 8, 1991 | Boston | L | 6-2 | Clemens | Stieb | 50,114 |
| April 6, 1992 | at Detroit | W | 4-2 | Morris | Gullickson | 51,068 |
| April 6, 1993 | at Seattle | L | 8-1 | Johnson | Morris | 56,120 |
| April 4, 1994 | Chicago | W | 7-3 | Guzman | McDowell | 50,484 |
| April 26, 1995 | Oakland | W | 13-1 | Cone | Stewart | 50,426 |
| April 1, 1996 | at Oakland (Las Vegas) | W | 9-6 | Hanson | Reyes | 7,294 |
| April 1, 1997 | Chicago | L | 6-5 (10) | Castillo | Plesac | 40,299 |
| April 1, 1998 | Minnesota | W | 3-2 | Clemens | Tewksbury | 41,387 |
| April 6, 1999 | at Minnesota | L | 6-1 | Radke | Hentgen | 45,601 |
| April 3, 2000 | Kansas City | W | 5-4 | Koch | Spradlin | 40,898 |
| April 1, 2001 | Texas (Puerto Rico) | W | 8-1 | Loaiza | Helling | 19,891 |
| April 1, 2002 | at Boston | W | 12-11 | Escobar | Urbina | 33,520 |
| March 31, 2003 | New York (AL) | L | 8-4 | Clemens | Halladay | 50,119 |
| April 5, 2004 | Detroit | L | 7-0 | Johnson | Halladay | 47,817 |
| April 4, 2005 | at Tampa Bay | W | 5-2 | Halladay | Brazelton | 26,018 |
| April 4, 2006 | Minnesota | W | 6-3 | Halladay | Santana | 50,449 |
| April 2, 2007 | at Detroit | W | 5-3 (10) | Frasor | Rodney | 44,297 |
| April 1, 2008 | at New York (AL) | L | 2-3 | Wang | Halladay | 55,112 |
| April 6, 2009 | Detroit | W | 12-5 | Halladay | Verlander | 48,027 |
| April 5, 2010 | at Texas | L | 4-5 | Francisco | Frasor | 50,299 |
| April 1, 2011 | Minnesota | W | 13-3 | Romero | Pavano | 47,984 |
| April 5, 2012 | at Cleveland | W | 7-4 (16) | Perez | Asencio | 43,190 |
| April 2, 2013 | Cleveland | L | 1-4 | Masterson | Dickey | 48,857 |
| March 31, 2014 | at Tampa Bay | L | 2-9 | Price | Dickey | 31,042 |
| April 6, 2015 | at New York (AL) | W | 6-1 | Hutchison | Tanaka | 48,469 |
| April 3, 2016 | at Tampa Bay | W | 5-3 | Stroman | Archer | 31,042 |

OPENING UP

Toronto's 16-inning contest at Cleveland to begin the 2012 season was the longest opening day game in Major League history...The Jays won 7-4 in 16 innings after J.P. Arencibia broke the tie with a three-run home run.

In fact, the Blue Jays started the 2012 season with consecutive extra-inning games for the first time in franchise history...It marked the 5th time in MLB history that a team started 2-0 with two extra innings wins on the road - others were the 1908 St. Louis Browns, 1910 Cleveland Naps, 1935 Indians and 2007 Braves.



HOME OPENERS (26-14)

| DATE | OPPONENT | W/L | SCORE | WP | LP | ATT |
|----------------|---------------|-----|---------|-----------|------------|--------|
| April 7, 1977 | Chicago | W | 9-5 | Johnson | Brett | 44,649 |
| April 14, 1978 | Detroit | W | 10-8 | Kirkwood | Wilcox | 35,761 |
| April 13, 1979 | Kansas City | W | 4-1 | Clancy | Spittlorf | 40,035 |
| April 16, 1980 | Milwaukee | W | 11-2 | Stieb | Slaton | 12,688 |
| April 13, 1981 | New York | W | 5-1 | Clancy | John | 25,112 |
| April 9, 1982 | Milwaukee | L | 15-4 | Vuckovich | Bomback | 30,216 |
| April 9, 1983 | New York | W | 7-4 | Jackson | Gossage | 36,459 |
| April 17, 1984 | Baltimore | W | 3-2 | Key | T.Martinez | 35,602 |
| April 16, 1985 | Texas | L | 9-4 | Mason | Leal | 41,284 |
| April 14, 1986 | Baltimore | L | 2-1 | Boddicker | Alexander | 43,587 |
| April 6, 1987 | Cleveland | W | 7-3 | Key | Candiotti | 40,404 |
| April 11, 1988 | New York | W | 17-9 | Wells | Rhoden | 45,185 |
| April 14, 1989 | Kansas City | W | 3-0 | Key | Leibrandt | 46,028 |
| April 10, 1990 | Texas | W | 2-1 | Stieb | Hough | 49,673 |
| April 8, 1991 | Boston | L | 6-2 | Clemens | Stieb | 50,114 |
| April 10, 1992 | Baltimore | W | 4-3 | Hentgen | Olson | 50,424 |
| April 9, 1993 | Cleveland | W | 13-10 | Eichhorn | Power | 50,533 |
| April 4, 1994 | Chicago | W | 7-3 | Guzman | McDowell | 50,484 |
| April 26, 1995 | Oakland | W | 13-1 | Cone | Stewart | 50,426 |
| April 9, 1996 | California | W | 5-0 | Hentgen | Langston | 36,316 |
| April 1, 1997 | Chicago | L | 6-5(10) | Castillo | Plesac | 40,299 |
| April 1, 1998 | Minnesota | W | 3-2 | Clemens | Tewksbury | 41,387 |
| April 12, 1999 | Tampa Bay | W | 7-1 | Wells | Saunders | 37,160 |
| April 3, 2000 | Kansas City | W | 5-4 | Koch | Spradlin | 40,898 |
| April 9, 2001 | Tampa Bay | W | 8-1 | Hamilton | Wilson | 48,115 |
| April 4, 2002 | Minnesota | W | 7-2 | Halladay | Mays | 47,469 |
| March 31, 2003 | New York (AL) | L | 8-4 | Clemens | Halladay | 50,119 |
| April 5, 2004 | Detroit | L | 7-0 | Johnson | Halladay | 47,817 |
| April 8, 2005 | Boston | L | 6-5 | Arroyo | Bush | 50,560 |
| April 4, 2006 | Minnesota | W | 6-3 | Halladay | Santana | 50,449 |
| April 9, 2007 | Kansas City | W | 9-1 | Burnett | Perez | 50,125 |
| April 4, 2008 | Boston | W | 6-3 | Marcum | Aardsma | 50,171 |
| April 6, 2009 | Detroit | W | 12-5 | Halladay | Verlander | 48,027 |
| April 12, 2010 | Chicago (AL) | L | 7-8 | Thornton | Accardo | 46,321 |
| April 1, 2011 | Minnesota | W | 13-3 | Romero | Pavano | 47,984 |
| April 9, 2012 | Boston | L | 2-4 | Atchison | Santos | 48,473 |
| April 2, 2013 | Cleveland | L | 1-4 | Masterson | Dickey | 48,857 |
| April 4, 2014 | New York (AL) | L | 3-7 | Tanaka | McGowan | 48,197 |
| April 13, 2015 | Tampa Bay | L | 1-2 | Odorizzi | Dickey | 48,414 |
| April 8, 2016 | Boston | L | 7-8 | Barnes | Stroren | 48,871 |

SEASON OPENING DAY

RECORDS

| | |
|-----------------------------|--|
| OVERALL RECORD: | 21-19 |
| HOME OPENERS: | 26-14 |
| EXTRA INNINGS: | 3-1 |
| MOST RUNS: | 13, 2x, last April 1, 2011 vs. Minnesota |
| MOST HITS: | 16 vs Chicago, April 7, 1977 |
| FEWEST HITS: | 3 at Texas, April 9, 1990 |
| MOST RUNS, OPPONENT: | 15 vs Milwaukee, April 9, 1982 |
| MOST HITS, OPPONENT: | 16 vs Milwaukee, April 9, 1982 |
| FEWEST HITS, OPPONENT: | 3 at Boston, April 5, 1983 & at New York (AL), April 6, 2015 vs New York (AL), March 31, 2003/at Tampa Bay, 2014 vs Oakland April 26, 1995 |
| EARLIEST OPENING DAY: | Boston, 3-1; Chicago, 2-1; Cleveland, 2-1; Detroit, 3-3; Kansas City, 3-2; Milwaukee, 0-1; Minnesota, 3-1; Seattle, 0-3; Tampa Bay, 2-1; Texas, 1-2; Oakland, 2-0; New York, 1-1 |
| LATEST OPENING DAY: | Roy Halladay (7) |
| RECORD VS OPPONENTS: | Kansas City, 3-2; Milwaukee, 0-1; Minnesota, 3-1; Seattle, 0-3; Tampa Bay, 2-1; Texas, 1-2; Oakland, 2-0; New York, 1-1 |
| MOST STARTS: | Roy Halladay (3), Jimmy Key (3) |
| MOST WINS: | Dave Stieb (3), Roy Halladay (3) |
| MOST LOSSES: | 50,560, April 8, 2005 vs. Boston |
| LARGEST OPENING DAY CROWD: | 12,688, April 16, 1980 vs Milwaukee |
| SMALLEST OPENING DAY CROWD: | |

BIographies

LAST SEASON

HISTORY

RECORDS

OPPONENTS

PLAYER DEV.

MEDIA & MISC.



LINEUPS

1977

vs CHICAGO

| | |
|----------------|------|
| John Scott | -LF |
| Hector Torres | -SS |
| Doug Ault | -1B |
| Otto Velez | -DH |
| Gary Woods | -CF |
| Steve Bowling | -RF |
| Pedro Garcia | -2B |
| Dave McKay | -3B |
| Rick Cerone | -C |
| Bill Singer | -P |
| Roy Hartsfield | -MGR |

1981

at DETROIT

| | |
|-----------------|------|
| Alfredo Griffin | -SS |
| Lloyd Moseby | -CF |
| Otto Velez | -DH |
| John Mayberry | -1B |
| Willie Upshaw | -LF |
| Damaso Garcia | -2B |
| Barry Bonnell | -RF |
| Danny Ainge | -3B |
| Ernie Whitt | -C |
| Jim Clancy | -P |
| Bob Mattick | -MGR |

1985

at KANSAS CITY

| | |
|----------------|------|
| Damaso Garcia | -2B |
| Lloyd Moseby | -CF |
| George Bell | -LF |
| Jesse Barfield | -RF |
| Jeff Burroughs | -DH |
| Willie Upshaw | -1B |
| Buck Martinez | -C |
| Garth Iorg | -3B |
| Tony Fernandez | -SS |
| Dave Stieb | -P |
| Bobby Cox | -MGR |

1989

at KANSAS CITY

| | |
|-----------------|------|
| Lloyd Moseby | -CF |
| Rance Mulliniks | -3B |
| Tony Fernandez | -SS |
| George Bell | -LF |
| Fred McGriff | -1B |
| Jesse Barfield | -RF |
| Ernie Whitt | -C |
| Nelson Liriano | -DH |
| Manny Lee | 2B |
| Jimmy Key | -P |
| Jimmy Williams | -MGR |

1978

at DETROIT

| | |
|----------------|------|
| Rick Bosetti | -CF |
| Al Woods | -LF |
| Roy Howell | -3B |
| Rico Carty | -DH |
| John Mayberry | -1B |
| Tommy Hutton | -RF |
| Dave McKay | -2B |
| Luis Gomez | -SS |
| Alan Ashby | -C |
| Dave Lemanczyk | -P |
| Roy Hartsfield | -MGR |

1982

vs MILWAUKEE

| | |
|-----------------|------|
| Alfredo Griffin | -SS |
| Al Woods | -LF |
| Lloyd Moseby | -CF |
| Willie Upshaw | -1B |
| John Mayberry | -DH |
| Jesse Barfield | -RF |
| Ernie Whitt | -C |
| Damaso Garcia | -2B |
| Rance Mulliniks | -3B |
| Mark Bomback | -P |
| Bobby Cox | -MGR |

1986

at TEXAS

| | |
|-----------------|------|
| Lloyd Moseby | -CF |
| Tony Fernandez | -SS |
| Rance Mulliniks | -3B |
| Willie Upshaw | -1B |
| George Bell | -LF |
| Jesse Barfield | -RF |
| Ernie Whitt | -C |
| Cecil Fielder | -DH |
| Damaso Garcia | -2B |
| Dave Stieb | -P |
| Jimmy Williams | -MGR |

1990

at TEXAS

| | |
|------------------|------|
| Tony Fernandez | -SS |
| Mookie Wilson | -CF |
| Kelly Gruber | -3B |
| George Bell | -LF |
| Fred McGriff | -1B |
| John Olerud | -DH |
| Greg Myers | -C |
| Nelson Liriano | -2B |
| Junior Felix | -RF |
| Todd Stottlemire | -P |
| Cito Gaston | -MGR |

1979

at KANSAS CITY

| | |
|-----------------|------|
| Alfredo Griffin | -SS |
| Bob Bailor | -RF |
| Roy Howell | -3B |
| Rico Carty | -DH |
| John Mayberry | -1B |
| Rick Bosetti | -CF |
| Bobby Brown | -LF |
| Dave McKay | -2B |
| Rick Cerone | -C |
| Tom Underwood | -P |
| Roy Hartsfield | -MGR |

1983

at BOSTON

| | |
|-----------------|------|
| Damaso Garcia | -2B |
| Dave Collins | -LF |
| Willie Upshaw | -1B |
| Cliff Johnson | -DH |
| Jesse Barfield | -RF |
| Ernie Whitt | -C |
| Lloyd Moseby | -CF |
| Rance Mulliniks | -3B |
| Alfredo Griffin | -SS |
| Dave Stieb | -P |
| Bobby Cox | -MGR |

1987

vs CLEVELAND

| | |
|-----------------|------|
| Tony Fernandez | -SS |
| Rance Mulliniks | -3B |
| Lloyd Moseby | -CF |
| George Bell | -LF |
| Jesse Barfield | -RF |
| Willie Upshaw | -1B |
| Ernie Whitt | -C |
| Fred McGriff | -DH |
| Mike Sharperson | -2B |
| Jimmy Key | -P |
| Jimmy Williams | -MGR |

1991

vs BOSTON

| | |
|-----------------|------|
| Devon White | -CF |
| Roberto Alomar | -2B |
| Kelly Gruber | -3B |
| Joe Carter | -RF |
| John Olerud | -1B |
| Rance Mulliniks | -DH |
| Greg Myers | -C |
| Manuel Lee | -SS |
| Mookie Wilson | -LF |
| Dave Stieb | -P |
| Cito Gaston | -MGR |

1980

at SEATTLE

| | |
|-----------------|------|
| Alfredo Griffin | -SS |
| Bob Bailor | -RF |
| John Mayberry | -1B |
| Otto Velez | -DH |
| Roy Howell | -3B |
| Barry Bonnell | -LF |
| Rick Bosetti | -CF |
| Damaso Garcia | -2B |
| Ernie Whitt | -C |
| Dave Lemanczyk | -P |
| Bob Mattick | -MGR |

1984

at SEATTLE

| | |
|-----------------|------|
| Damaso Garcia | -2B |
| Rance Mulliniks | -3B |
| Lloyd Moseby | -CF |
| Willie Upshaw | -1B |
| Cliff Johnson | -DH |
| George Bell | -LF |
| Jesse Barfield | -RF |
| Ernie Whitt | -C |
| Alfredo Griffin | -SS |
| Jim Clancy | -P |
| Bobby Cox | -MGR |

1988

at KANSAS CITY

| | |
|-----------------|------|
| Nelson Liriano | -2B |
| Lloyd Moseby | -LF |
| Tony Fernandez | -SS |
| George Bell | -DH |
| Rance Mulliniks | -3B |
| Ernie Whitt | -C |
| Jesse Barfield | -RF |
| Fred McGriff | -1B |
| Sil Campusano | -CF |
| Jimmy Key | -P |
| Jimmy Williams | -MGR |

1992

at DETROIT

| | |
|----------------|------|
| Devon White | -CF |
| Roberto Alomar | -2B |
| Joe Carter | -RF |
| Dave Winfield | -DH |
| Kelly Gruber | -3B |
| John Olerud | -1B |
| Derek Bell | -LF |
| Pat Borders | -SS |
| Manuel Lee | -C |
| Jack Morris | -P |
| Cito Gaston | -MGR |



1993
at SEATTLE
 Devon White -CF
 Roberto Alomar -2B
 Paul Molitor -DH
 Joe Carter -LF
 Darrin Jackson -RF
 Domingo Martinez-1B
 Ed Sprague -3B
 Pat Borders -C
 Dick Schofield -SS
 Jack Morris -P
 Cito Gaston -MGR

1997
vs CHICAGO
 Otis Nixon -CF
 Carlos Garcia -2B
 Orlando Merced -RF
 Joe Carter -1B
 Ed Sprague -3B
 Carlos Delgado -DH
 Benito Santiago -C
 Shawn Green -LF
 Alex Gonzalez -SS
 Pat Hentgen -P
 Cito Gaston -MGR

2001
vs TEXAS (Puerto Rico)
 Shannon Stewart -LF
 Alex Gonzalez -SS
 Raul Mondesi -RF
 Carlos Delgado -1B
 Brad Fullmer -DH
 Tony Batista -3B
 Darrin Fletcher -C
 Jose Cruz Jr. -CF
 Homer Bush -2B
 Esteban Loaiza -P
 Buck Martinez -MGR

2005
at TAMPA BAY
 Frank Catalanotto -LF
 Orlando Hudson -2B
 Vernon Wells -CF
 Corey Koskie -3B
 She Hillenbrand -DH
 Eric Hinske -1B
 Gregg Zaun -C
 Gabe Gross -RF
 Russ Adams -SS
 Roy Halladay -P
 John Gibbons -MGR

1994
vs CHICAGO
 Devon White -CF
 Roberto Alomar -2B
 Paul Molitor -DH
 Joe Carter -RF
 John Olerud -1B
 Carlos Delgado -LF
 Ed Sprague -3B
 Pat Borders -C
 Alex Gonzalez -SS
 Juan Guzman -P
 Cito Gaston -MGR

1998
vs MINNESOTA
 Shannon Stewart -LF
 Tony Fernandez -2B
 Shawn Green -RF
 Jose Canseco -DH
 Mike Stanley -1B
 Darrin Fletcher -C
 Ed Sprague -3B
 Jose Cruz Jr. -CF
 Alex Gonzalez -SS
 Roger Clemens -P
 Tim Johnson -MGR

2002
at BOSTON
 Shannon Stewart -DH
 Eric Hinske -3B
 Raul Mondesi -RF
 Carlos Delgado -1B
 Jose Cruz Jr. -LF
 Darrin Fletcher -C
 Vernon Wells -CF
 Homer Bush -2B
 Felipe Lopez -SS
 Chris Carpenter -P
 Buck Martinez -MGR

2006
vs MINNESOTA
 Reed Johnson -LF
 Alex Rios -RF
 Vernon Wells -CF
 Troy Glaus -3B
 Lyle Overbay -1B
 Shea Hillenbrand -DH
 Bengie Molina -C
 Aaron Hill -2B
 Russ Adams -SS
 Roy Halladay -P
 John Gibbons -MGR

1995
vs OAKLAND
 Devon White -CF
 Alex Gonzalez -SS
 Paul Molitor -DH
 Joe Carter -LF
 John Olerud -1B
 Roberto Alomar -2B
 Shawn Green -RF
 Ed Sprague -3B
 Lance Parrish -C
 David Cone -P
 Cito Gaston -MGR

1999
at MINNESOTA
 Shannon Stewart -LF
 Homer Bush -2B
 Shawn Green -RF
 Dave Hollins -DH
 Carlos Delgado -1B
 Tony Fernandez -3B
 Jose Cruz Jr. -CF
 Darrin Fletcher -C
 Alex Gonzalez -SS
 Pat Hentgen -P
 Jim Fregosi -MGR

2003
vs NEW YORK
 Shannon Stewart -LF
 Frank Catalanotto -RF
 Vernon Wells -CF
 Carlos Delgado -1B
 Josh Phelps -DH
 Eric Hinske -3B
 Orlando Hudson -2B
 Chris Woodward -SS
 Ken Huckaby -C
 Roy Halladay -P
 Carlos Tosca -MGR

2007
at DETROIT
 Reed Johnson -LF
 Lyle Overbay -1B
 Vernon Wells -CF
 Frank Thomas -DH
 Troy Glaus -3B
 Alex Rios -RF
 Aaron Hill -2B
 Gregg Zaun -C
 Royce Clayton -SS
 Roy Halladay -P
 John Gibbons -MGR

1996
at OAKLAND (Las Vegas)
 Otis Nixon -CF
 Domingo Cedeneno -2B
 Joe Carter -LF
 John Olerud -DH
 Ed Sprague -3B
 Carlos Delgado -1B
 Shawn Green -RF
 Sandy Martinez -C
 Alex Gonzalez -SS
 Erik Hanson -P
 Cito Gaston -MGR

2000
vs KANSAS CITY
 Shannon Stewart -LF
 Homer Bush -2B
 Raul Mondesi -RF
 Carlos Delgado -1B
 Brad Fullmer -DH
 Tony Batista -3B
 Darrin Fletcher -C
 Jose Cruz Jr. -CF
 Alex Gonzalez -SS
 David Wells -P
 Jim Fregosi -MGR

2004
vs DETROIT
 Reed Johnson -RF
 Frank Catalanotto -LF
 Vernon Wells -CF
 Carlos Delgado -1B
 Josh Phelps -DH
 Eric Hinske -3B
 Orlando Hudson -2B
 Chris Woodward -SS
 Kevin Cash -C
 Roy Halladay -P
 Carlos Tosca -MGR

2008
at NEW YORK
 David Eckstein -SS
 Shannon Stewart -LF
 Alex Rios -RF
 Vernon Wells -CF
 Frank Thomas -DH
 Lyle Overbay -1B
 Aaron Hill -2B
 Marco Scutaro -3B
 Gregg Zaun -C
 Roy Halladay -P
 John Gibbons -MGR



2009**vs DETROIT**

| | |
|---------------|------|
| Marco Scutaro | -SS |
| Aaron Hill | -2B |
| Alex Rios | -RF |
| Vernon Wells | -CF |
| Adam Lind | -DH |
| Scott Rolen | -3B |
| Lyle Overbay | -1B |
| Rod Barajas | -C |
| Travis Snider | -LF |
| Roy Halladay | -P |
| Cito Gaston | -MGR |

2013**vs CLEVELAND**

| | |
|-------------------|------|
| Jose Reyes | -SS |
| Melky Cabrera | -LF |
| Jose Bautista | -RF |
| Edwin Encarnacion | -1B |
| Adam Lind | -DH |
| J.P. Arencibia | -C |
| Colby Rasmus | -CF |
| Maicer Izturis | -3B |
| Emilio Bonifacio | -2B |
| R.A. Dickey | -P |
| John Gibbons | -MGR |

2010**at TEXAS**

| | |
|-------------------|------|
| Jose Bautista | -RF |
| Aaron Hill | -2B |
| Adam Lind | -DH |
| Vernon Wells | -CF |
| Lyle Overbay | -1B |
| John Buck | -C |
| Edwin Encarnacion | -3B |
| Alex Gonzalez | -SS |
| Travis Snider | -LF |
| Shaun Marcum | -P |
| Cito Gaston | -MGR |

2014**at TAMPA BAY**

| | |
|-------------------|------|
| Jose Reyes | -SS |
| Melky Cabrera | -LF |
| Jose Bautista | -RF |
| Edwin Encarnacion | -1B |
| Dioner Navarro | -DH |
| Brett Lawrie | -3B |
| Colby Rasmus | -CF |
| Maicer Izturis | -2B |
| Josh Thole | -C |
| R.A. Dickey | -P |
| John Gibbons | -MGR |

2011**vs MINNESOTA**

| | |
|-------------------|------|
| Rajai Davis | -CF |
| Yunel Escobar | -SS |
| Jose Bautista | -RF |
| Adam Lind | -1B |
| Aaron Hill | -2B |
| Edwin Encarnacion | -3B |
| Travis Snider | -LF |
| Juan Rivera | -DH |
| J.P. Arencibia | -C |
| Ricky Romero | -P |
| John Farrell | -MGR |

2015**at NEW YORK**

| | |
|-------------------|------|
| Jose Reyes | -SS |
| Russell Martin | -C |
| Jose Bautista | -RF |
| Edwin Encarnacion | -1B |
| Josh Donaldson | -3B |
| Dioner Navarro | -DH |
| Dalton Pompey | -CF |
| Kevin Pillar | -LF |
| Devon Travis | -2B |
| Drew Hutchison | -P |
| John Gibbons | -MGR |

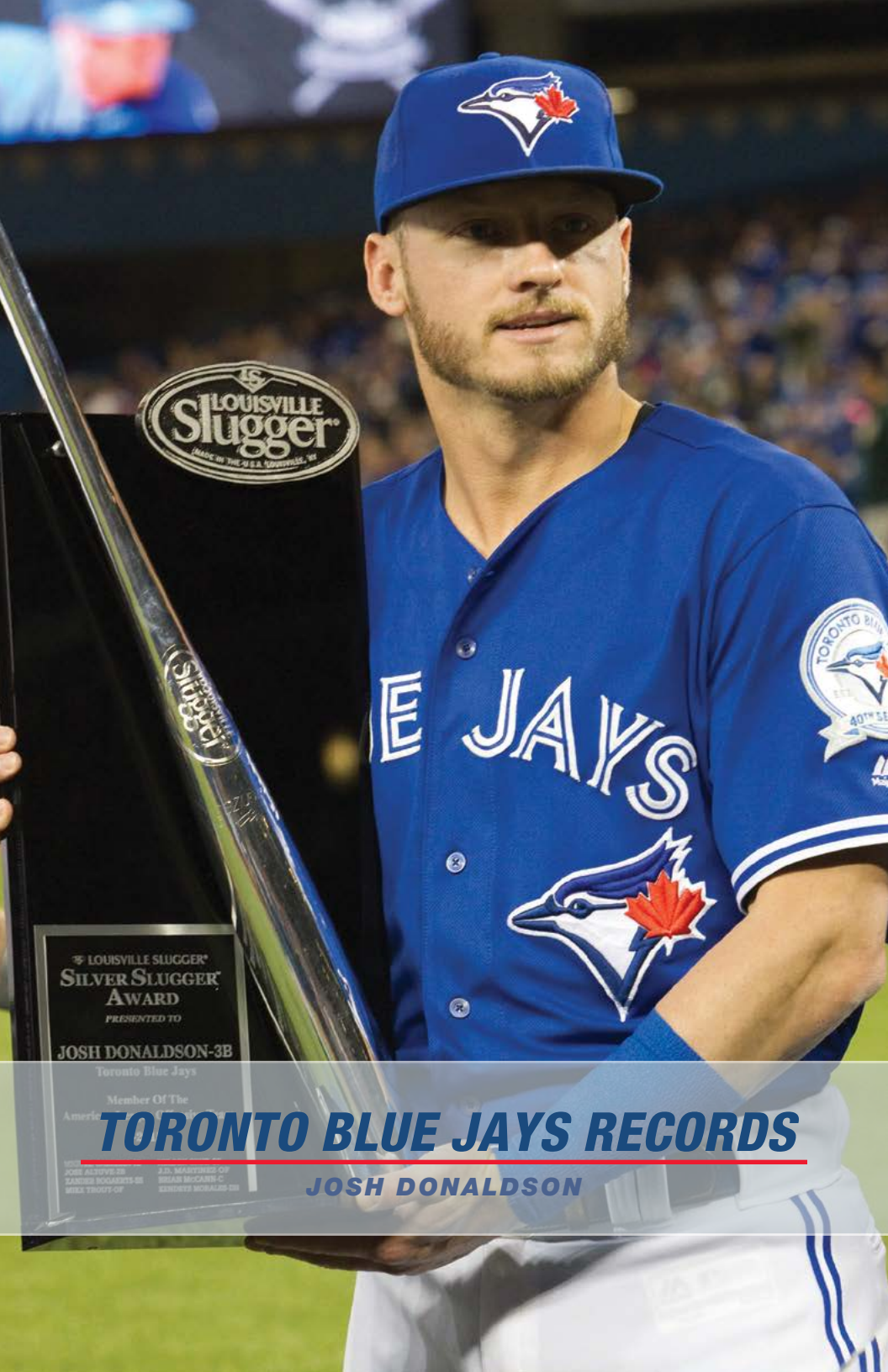
2012**at CLEVELAND**

| | |
|-------------------|------|
| Yunel Escobar | -SS |
| Kelly Johnson | -2B |
| Jose Bautista | -RF |
| Adam Lind | -1B |
| Edwin Encarnacion | -DH |
| Brett Lawrie | -3B |
| Eric Thames | -LF |
| J.P. Arencibia | -C |
| Colby Rasmus | -CF |
| Ricky Romero | -P |
| John Farrell | -MGR |

2016**at TAMPA BAY**

| | |
|-------------------|------|
| Kevin Pillar | -CF |
| Josh Donaldson | -3B |
| Jose Bautista | -RF |
| Edwin Encarnacion | -DH |
| Troy Tulowitzki | -SS |
| Chris Colabello | -1B |
| Michael Saunders | -LF |
| Russell Martin | -C |
| Ryan Goins | -2B |
| Marcus Stroman | -P |
| John Gibbons | -MGR |





LOUISVILLE SLUGGER®
SILVER SLUGGER®
 AWARD
 PRESENTED TO
JOSH DONALDSON-3B
 Toronto Blue Jays

Member Of The
 American League All-Star Team

WORLD SERIES CHAMPION
 JOE MANTON OF
 BOSTON RED SOX OF
 1918

2011 NATIONAL LEAGUE
 MVP OF
 ST. LOUIS BRUINS OF
 2011

TORONTO BLUE JAYS RECORDS

JOSH DONALDSON

SEASON RECORDS

CLUB STATISTICS

YEAR-BY-YEAR RECORD

| YEAR | WON-LOST | PCT | HOME | PCT | ROAD | PCT | POS | GB | MANAGER |
|--------------|------------------|-------------|------------------|-------------|------------------|-------------|------|------|-----------------|
| 1977 | 54-107 | .335 | 25-55 | .313 | 29-52 | .358 | 7th | 45.5 | Roy Hartsfield |
| 1978 | 59-102 | .366 | 37-44 | .457 | 22-58 | .275 | 7th | 50.0 | Roy Hartsfield |
| 1979 | 53-109 | .327 | 32-49 | .395 | 21-60 | .259 | 7th | 50.5 | Roy Hartsfield |
| 1980 | 67-95 | .414 | 35-46 | .432 | 32-49 | .395 | 7th | 36.0 | Bob Mattick |
| 1981 | 16-42 | .276 | 17-36 | .320 | 20-33 | .377 | 7th | 19.0 | Bob Mattick |
| | 21-27 | .438 | | | | | 7th | 7.5 | Bob Mattick |
| 1982 | 78-84 | .481 | 44-37 | .543 | 34-47 | .420 | 16th | 17.0 | Bobby Cox |
| 1983 | 89-73 | .549 | 48-33 | .593 | 41-40 | .506 | 4th | 9.0 | Bobby Cox |
| 1984 | 89-73 | .549 | 49-32 | .605 | 40-41 | .494 | 2nd | 15.0 | Bobby Cox |
| 1985 | 99-62 | .615 | 54-26 | .675 | 45-36 | .556 | 1st | +2.0 | Bobby Cox |
| 1986 | 86-76 | .531 | 42-39 | .519 | 44-37 | .543 | 4th | 9.5 | Jimmy Williams |
| 1987 | 96-66 | .593 | 52-29 | .642 | 44-37 | .543 | 2nd | 2.0 | Jimmy Williams |
| 1988 | 87-75 | .537 | 45-36 | .556 | 42-39 | .519 | T3rd | 2.0 | Jimmy Williams |
| 1989 | 89-73 | .549 | 46-35 | .568 | 43-38 | .531 | 1st | +2.0 | Williams/Gaston |
| 1990 | 86-76 | .531 | 44-37 | .543 | 42-39 | .519 | 2nd | 2.0 | Cito Gaston |
| 1991 | 91-71 | .562 | 46-35 | .568 | 45-36 | .556 | 1st | +7.0 | Gaston/Tenace |
| 1992 | 96-66 | .593 | 53-28 | .654 | 43-38 | .531 | 1st | +4.0 | Cito Gaston |
| 1993 | 95-67 | .586 | 48-33 | .593 | 47-34 | .580 | 1st | +7.0 | Cito Gaston |
| 1994 | 55-60 | .478 | 33-26 | .559 | 22-34 | .393 | 3rd | 16.0 | Cito Gaston |
| 1995 | 56-88 | .389 | 29-43 | .403 | 27-45 | .375 | 5th | 31.0 | Cito Gaston |
| 1996 | 74-88 | .457 | 35-46 | .432 | 39-42 | .481 | 4th | 18.0 | Cito Gaston |
| 1997 | 76-86 | .469 | 42-39 | .519 | 34-47 | .420 | 5th | 22.0 | Gaston/Queen |
| 1998 | 88-74 | .543 | 51-30 | .630 | 37-44 | .457 | 3rd | 26.0 | Tim Johnson |
| 1999 | 84-78 | .519 | 40-41 | .494 | 44-37 | .543 | 3rd | 14.0 | Jim Fregosi |
| 2000 | 83-79 | .512 | 45-36 | .556 | 38-43 | .469 | 3rd | 4.5 | Jim Fregosi |
| 2001 | 80-82 | .493 | 40-42 | .488 | 40-40 | .500 | 3rd | 16.0 | Buck Martinez |
| 2002 | 78-84 | .481 | 42-39 | .519 | 36-45 | .444 | 3rd | 25.5 | Martinez/Tosca |
| 2003 | 86-76 | .530 | 41-40 | .506 | 45-36 | .556 | 3rd | 15.0 | Carlos Tosca |
| 2004 | 67-94 | .416 | 40-41 | .494 | 27-53 | .338 | 5th | 33.5 | Tosca/Gibbons |
| 2005 | 80-82 | .494 | 43-38 | .531 | 37-44 | .457 | 3rd | 15.0 | John Gibbons |
| 2006 | 87-75 | .537 | 50-31 | .617 | 37-44 | .457 | 2nd | 10.0 | John Gibbons |
| 2007 | 83-79 | .512 | 49-32 | .605 | 34-47 | .420 | 3rd | 13.0 | John Gibbons |
| 2008 | 86-76 | .531 | 47-34 | .580 | 39-42 | .481 | 4th | 11.0 | Gibbons/Gaston |
| 2009 | 75-87 | .463 | 44-37 | .543 | 31-50 | .383 | 4th | 28.0 | Cito Gaston |
| 2010 | 85-77 | .525 | 45-33 | .577 | 40-44 | .476 | 4th | 11.0 | Cito Gaston |
| 2011 | 81-81 | .500 | 42-39 | .519 | 39-42 | .481 | 4th | 16.0 | John Farrell |
| 2012 | 73-89 | .451 | 41-40 | .506 | 32-49 | .395 | 4th | 22.0 | John Farrell |
| 2013 | 74-88 | .457 | 40-41 | .494 | 34-47 | .420 | 5th | 23.0 | John Gibbons |
| 2014 | 83-79 | .512 | 46-35 | .568 | 37-44 | .457 | 3rd | 13.0 | John Gibbons |
| 2015 | 93-69 | .574 | 53-28 | .654 | 40-41 | .494 | 1st | +6.0 | John Gibbons |
| 2016 | 89-73 | .549 | 46-35 | .568 | 43-38 | .531 | T2nd | 4.0 | John Gibbons |
| TOTAL | 3167-3188 | .498 | 1701-1476 | .535 | 1466-1712 | .461 | | | |



CANADIAN BASEBALL HALL OF FAME AND MUSEUM



P.O. Box 1838
386 Church St. S. (Museum)
140 Queen St. E. (Office)
St. Marys, ON N4X 1C2

Web site: www.baseballhalloffame.ca

E-mail: baseball@baseballhalloffame.ca

Phone: (519) 284-1838 **Fax:** (519) 284-1234

Hours:

Oct. 10-Oct. 8

Thurs-Sat: 10:30 am-4:00 pm

Sun: 12:00 am-4:00 pm

DIRECTOR OF OPERATIONS:

Scott Crawford

BOARD CHAIR

Adam Stephens

2017 CELEBRITY GOLF TOURNAMENT

Friday, June 23, 2017

2016 HALL OF FAME INDUCTION CEREMONY

Saturday, June 24, 2017

Downtown Family Street Baseball Festival-morning. Induction ceremony – Roy Halladay, Vladimir Guerrero, Ray Carter, Doug Hudlin, Team Canada 2015 Men's SR Team

TORONTO BLUE JAYS' HALL-OF-FAMERS

1985 - Ron Taylor
1986 - Bobby Prentice
1997 - Pat Gillick
1999 - Bobby Mattick
2000 - Jim Fanning
2001 - Dave McKay
2002 - Paul Beeston, Cito Gaston & Don McDougall
2003 - Joe Carter
2004 - N.E. (Peter) Hardy
2005 - Dave Stieb
2008 - Tony Fernandez & Peter Widdington
2009 - Ernie Whitt
2010 - Roberto Alomar & Paul Quantrill
2011 - Tom Henke
2013 - George Bell, Rob Ducey & Tom Cheek
2014 - Jim Ridley
2015 - Carlos Delgado, Corey Koskie & Matt Stairs
2016 - Pat Hentgen, Howard Starkman, Tony Kubek
2017 - Roy Halladay

NOTABLE BLUE JAYS ARTIFACTS AT THE HALL:

Photo from 1st pitch in Blue Jays history
1992 & 1993 - World Series Rings
Joe Carter's helmet from '93 World Series home run...SkyDome's homeplate from World Series...World Series MVP trophy from Paul Molitor
Matt Stairs game used bat
Brett Lawrie game used bat.
Mark Teahen's cleats
Roger Clemens Jersey
Pitching rubber and seats from Exhibition Stadium
Tom Cheek's microphone
Dave Stieb's Jersey and spikes
Paul Quantrill game used glove and jersey
Brett Lawrie game used bat
Jose Reyes signed jersey
Carlos Delgado bat
Brett Lawrie game used bat
Tony Fernandez World Series glove
John Olerud '93 All-Star game bat
Mike Timlin '92 World Series jersey



CLINCHING/ELIMINATION DATES (DIVISION WINNER)

| YEAR | DATE | GP | ELIMINATED BY | H/A | TOR-OPP | WINNER | GBL |
|-------|-----------------------------------|-----|---------------|-----|------------|-----------|------|
| 1977 | Aug. 30 | 129 | a | – | – | New York | 33.0 |
| 1978 | Aug. 29 | 133 | b | A | 4-1 | New York | 30.5 |
| 1979 | Aug. 19 | 123 | California | A | 2-4 | Baltimore | 41.0 |
| 1980 | Sept. 7 | 137 | c | H | 7-6 | New York | 27.0 |
| +1981 | May 17 | 34 | d | A | 0-1 | New York | 10.0 |
| | Sept. 22 | 39 | Oakland | H | 2-4 | Milwaukee | 5.5 |
| 1982 | Sept. 14 | 143 | e | – | – | Milwaukee | 19.0 |
| 1983 | Sept. 21 | 153 | Seattle | H | 4-3 | Baltimore | 11.0 |
| 1984 | Sept. 18 | 151 | Boston | H | 10-3 | Detroit | 13.0 |
| 1985 | Oct. 5 | 160 | New York | H | 5-1 | Toronto | +2.0 |
| 1986 | Sept. 28 | 156 | Boston | A | 3-12 | Boston | 9.0 |
| 1987 | Oct. 4 | 162 | Detroit | A | 0-1 | Detroit | 2.0 |
| 1988 | Sept. 25 | 156 | Cleveland | A | 3-4 | Boston | 7.5 |
| 1989 | Sept. 30 | 161 | Baltimore | H | 4-3 | Toronto | +2.0 |
| 1990 | Oct. 3 | 162 | Baltimore | A | 2-3 | Boston | 2.0 |
| 1991 | Oct. 2 | 159 | California | H | 6-5 | Toronto | +7.0 |
| 1992 | Oct. 3 | 161 | Detroit | H | 3-1 | Toronto | +3.0 |
| 1993 | Sept. 27 | 156 | Milwaukee | A | 2-0 | Toronto | +6.5 |
| 1994 | SEASON ENDED DUE TO PLAYER STRIKE | | | | | | |
| 1995 | Sept. 3 | 118 | Chicago | A | 5-6 | Boston | 24.5 |
| 1996 | Sept. 13 | 147 | New York | H | 1-4 | New York | 16.5 |
| 1997 | Sept. 9 | 144 | f | H | 2-0 | Baltimore | 20.0 |
| 1998 | Aug. 28 | 136 | g | H | 7-6 | New York | 29.0 |
| 1999 | Sept. 19 | 150 | Chicago | H | 2-3 | New York | 13.5 |
| 2000 | Sept. 28 | 159 | Baltimore | A | 1-23 | New York | 4.5 |
| 2001 | Sept. 21 | 147 | Tampa Bay | H | 4-7 | New York | 16.0 |
| 2002 | Sept. 3 | 138 | Chicago | H | 4-5 | New York | 25.5 |
| 2003 | Sept. 13 | 148 | h | H | 6-1 | New York | 16.0 |
| 2004 | Sept. 4 | 136 | Oakland | H | 5-9 | New York | 27.5 |
| 2005 | Sept. 20 | 150 | i | H | 6-4 | New York | 15.0 |
| 2006 | Sept. 19 | 151 | New York | H | 3-6 | New York | 13.0 |
| 2007 | Sept. 14 | 147 | j | H | 2-6 | Boston | 13.0 |
| 2008 | Sept. 19 | 154 | Boston | H | 3-4 | Tampa Bay | 11.0 |
| 2009 | Sept. 7 | 137 | Minnesota | H | 3-6 | New York | 28.0 |
| 2010 | Sept. 18 | 148 | k | A | 4-3 | Tampa Bay | 11.0 |
| 2011 | Sept. 13 | 148 | Boston | A | 6-18 | New York | 16.0 |
| 2012 | Sept. 19 | 146 | New York | A | 2-4 (GM 1) | New York | 22.0 |
| 2013 | Sept. 7 | 142 | l | A | 11-2 | Boston | 23.0 |
| 2014 | Sept. 16 | 150 | Baltimore | A | 2-8 | Baltimore | 13.0 |
| 2015 | Sept. 30 | 156 | Baltimore | A | 15-2 | Toronto | +6.0 |
| 2016 | Sept. 28 | 158 | Baltimore | H | 2-3 | Boston | 4.0 |

- a New York defeated Seattle, 6-5, to eliminate Blue Jays
- b Boston (leader on Aug. 29) defeated Seattle, 10-5, to eliminate Blue Jays
- c New York defeated California, 4-1, to eliminate Blue Jays, 2nd game of DH
- d 1st game of DH
- + Split-Season
- e Milwaukee defeated Detroit, 6-3, to eliminate Blue Jays
- f Baltimore defeated Detroit, 16-6, to eliminate Blue Jays
- g Baltimore defeated Cleveland, 9-3, to eliminate Blue Jays
- h New York defeated Tampa Bay in Gm #1 of double header, 6-5, to eliminate Blue Jays.
- i Yankees defeated Orioles, 12-9, to eliminate Blue Jays
- j Yankees defeated Orioles, 2-1, to eliminate Blue Jays
- k Yankees defeated Orioles, 11-3, to eliminate Blue Jays
- l Red Sox defeated Yankees, 13-9, to eliminate Blue Jays

BIOGRAPHIES

LAST SEASON

HISTORY

RECORDS

OPPONENTS

PLAYER DEV.

MEDIA & MISC.



ALL-TIME WON-LOST BREAKDOWN

| Year | Home | Road | vs East | vs Cent | vs West | vs NL | 1-Run | Extra Inn's | DH's W-L-S |
|------|-------|-------|---------|---------|---------|-------|-------|-------------|------------|
| 1977 | 25-55 | 29-52 | 31-58 | - | 23-49 | - | 17-27 | 4-11 | 1-7-8 |
| 1978 | 37-44 | 22-58 | 28-61 | - | 31-41 | - | 23-30 | 7-8 | 3-8-6 |
| 1979 | 32-49 | 21-60 | 22-56 | - | 31-53 | - | 19-28 | 2-10 | 0-3-7 |
| 1980 | 35-46 | 32-49 | 28-50 | - | 39-45 | - | 23-21 | 10-8 | 5-1-4 |
| 1981 | 17-36 | 20-33 | 15-27 | - | 22-42 | - | 10-17 | 1-8 | 0-5-0 |
| 1982 | 44-37 | 34-47 | 33-45 | - | 45-39 | - | 28-30 | 10-5 | 3-3-2 |
| 1983 | 48-33 | 41-40 | 39-39 | - | 50-34 | - | 25-20 | 11-6 | 1-1-4 |
| 1984 | 49-32 | 40-41 | 37-41 | - | 52-32 | - | 34-25 | 6-12 | 2-4-1 |
| 1985 | 54-26 | 45-36 | 44-33 | - | 55-29 | - | 26-21 | 12-5 | 2-0-1 |
| 1986 | 42-39 | 44-37 | 42-36 | - | 44-40 | - | 22-25 | 10-13 | 1-2-1 |
| 1987 | 52-29 | 44-37 | 44-34 | - | 52-32 | - | 27-24 | 10-7 | 0-1-0 |
| 1988 | 45-36 | 42-39 | 47-31 | - | 40-44 | - | 21-17 | 6-6 | 0-0-0 |
| 1989 | 46-35 | 43-38 | 46-32 | - | 43-41 | - | 25-22 | 13-4 | 1-0-0 |
| 1990 | 44-37 | 42-39 | 42-36 | - | 44-40 | - | 24-27 | 4-8 | 0-0-0 |
| 1991 | 46-35 | 45-36 | 46-32 | - | 45-39 | - | 28-20 | 8-10 | 0-0-0 |
| 1992 | 53-28 | 43-38 | 45-33 | - | 51-33 | - | 28-20 | 7-2 | 0-0-2 |
| 1993 | 48-33 | 47-34 | 50-28 | - | 45-39 | - | 23-22 | 6-3 | 0-0-0 |
| 1994 | 33-26 | 22-34 | 13-22 | 24-25 | 18-13 | - | 13-15 | 3-6 | 0-0-1 |
| 1995 | 29-43 | 27-45 | 18-34 | 22-31 | 16-23 | - | 16-23 | 5-13 | 0-0-2 |
| 1996 | 35-46 | 39-42 | 22-30 | 30-32 | 22-26 | - | 19-22 | 7-10 | 0-0-0 |
| 1997 | 42-39 | 34-47 | 23-25 | 29-26 | 20-24 | 4-11 | 29-30 | 5-9 | 0-1-1 |
| 1998 | 51-30 | 37-44 | 27-21 | 28-26 | 24-20 | 9-7 | 28-17 | 8-8 | 0-1-0 |
| 1999 | 40-41 | 44-37 | 24-25 | 34-20 | 17-24 | 9-9 | 26-18 | 6-3 | 0-0-0 |
| 2000 | 45-36 | 38-43 | 28-21 | 28-25 | 18-24 | 9-9 | 21-19 | 2-6 | 0-0-0 |
| 2001 | 40-42 | 40-40 | 37-39 | 19-13 | 16-20 | 8-10 | 28-21 | 10-6 | 1-0-0 |
| 2002 | 42-39 | 36-45 | 41-35 | 16-16 | 12-24 | 9-9 | 23-21 | 4-8 | 0-0-0 |
| 2003 | 41-40 | 45-36 | 37-39 | 22-14 | 17-15 | 10-8 | 14-23 | 4-4 | 0-0-0 |
| 2004 | 40-41 | 27-53 | 29-46 | 13-19 | 17-19 | 8-10 | 17-22 | 4-7 | 0-1-1 |
| 2005 | 43-38 | 37-44 | 38-36 | 15-19 | 19-17 | 8-10 | 16-31 | 4-6 | 0-0-0 |
| 2006 | 50-31 | 37-44 | 43-31 | 18-17 | 17-18 | 9-9 | 20-10 | 7-1 | 0-0-0 |
| 2007 | 49-32 | 34-47 | 36-36 | 19-18 | 18-17 | 10-8 | 29-25 | 8-9 | 0-0-0 |
| 2008 | 47-34 | 39-42 | 37-35 | 24-12 | 17-19 | 8-10 | 24-32 | 6-9 | 0-0-0 |
| 2009 | 44-37 | 31-50 | 22-46 | 23-15 | 19-15 | 7-11 | 21-28 | 7-13 | 0-1-0 |
| 2010 | 45-33 | 40-44 | 39-33 | 22-19 | 17-14 | 7-11 | 24-28 | 4-6 | 0-0-1 |
| 2011 | 42-39 | 39-42 | 33-39 | 18-15 | 22-17 | 8-10 | 29-28 | 13-4 | 0-0-0 |
| 2012 | 41-40 | 32-49 | 29-43 | 21-16 | 14-21 | 9-9 | 15-25 | 7-6 | 0-0-1 |
| 2013 | 40-41 | 34-47 | 30-46 | 16-16 | 17-17 | 11-9 | 20-29 | 8-9 | 0-0-0 |
| 2014 | 46-35 | 37-44 | 39-37 | 16-16 | 15-19 | 13-7 | 15-20 | 5-8 | 0-0-0 |
| 2015 | 53-28 | 40-41 | 42-34 | 20-14 | 19-13 | 12-8 | 15-28 | 8-6 | 1-0-1 |
| 2016 | 46-35 | 43-38 | 40-36 | 18-15 | 18-15 | 13-7 | 21-25 | 4-9 | 0-0-0 |

DOUBLEHEADER

The Blue Jays have played 104 doubleheaders in franchise history and have a 21-39-44... The Blue Jays last played back-to-back doubleheaders on July 28 & 29, 1997 in Milwaukee and lost all four games... Toronto has played 10 back-to-back twin bills and are 2-6-2 including four straight doubleheaders over six days in 1978 from June 11-16... Have played nine split gate doubleheaders (split DH do not count as doubleheaders)... In 1980 the Blue Jays posted their best doubleheader record at 5-1-4, while in 1978 they lost a franchise high eight, winning three and splitting six.

DOUBLEHEADER SHUTOUTS

Did you know that the Blue Jays have never shut out opponents in both ends of a doubleheader... Conversely, the Blue Jays have been shut out in both ends of a doubleheader twice, losing 8-0 and 6-0 to Boston at Toronto on September 5, 1977 and 15-0 and 2-0 to New York at Toronto on September 25, 1977.

DOUBLEHEADER VS. EACH CLUB

| TORONTO vs | DH | | |
|-----------------|-----------|-----------|-----------|
| | W | L | S |
| Baltimore | 2 | 8 | 4 |
| Boston | 1 | 2 | 6 |
| Chicago (A) | 3 | 1 | 6 |
| Cleveland | 5 | 3 | 10 |
| Detroit | 2 | 1 | 2 |
| Kansas City | 0 | 3 | 0 |
| Los Angeles (A) | 1 | 0 | 1 |
| Milwaukee | 1 | 9 | 2 |
| Minnesota | 1 | 3 | 1 |
| New York (A) | 2 | 5 | 4 |
| Oakland | 1 | 2 | 3 |
| Seattle | 1 | 1 | 1 |
| Tampa Bay | 0 | 0 | 0 |
| Texas | 1 | 1 | 4 |
| TOTALS | 21 | 39 | 44 |



STANDING BY MONTH

| Year | May 1st (GB) | June 1st (GB) | July 1st (GB) | Aug. 1st (GB) | Sept. 1st (GB) |
|-------|--------------|---------------|---------------|---------------|----------------|
| 1977 | 5 (-3.0) | 7 (-9.0) | 7 (-13.5) | 7 (-23.0) | 7 (-32.5) |
| 1978 | 7 (-6.5) | 7 (-16.0) | 7 (-25.5) | 7 (-27.0) | 7 (-30.5) |
| 1979 | 6 (-7.0) | 7 (-19.0) | 7 (-30.5) | 7 (-39.5) | 7 (-45.0) |
| 1980 | 1 (+1.0) | 3 (-5.5) | 7 (-14.0) | 7 (-18.5) | 7 (-24.0) |
| *1981 | 7 (-5.0) | 7 (-14.0) | — | — | 6 (-3.0) |
| 1982 | 5 (-5.0) | 7 (-9.0) | 7 (-11.0) | 7 (-10.0) | 7 (-17.5) |
| 1983 | 6 (-2.0) | 1 (+0.5) | 1 (+2.0) | 4 (-2.5) | 5 (-7.5) |
| 1984 | 2 (-6.0) | 2 (-5.5) | 2 (-10.0) | 2 (-12.0) | 2 (-9.5) |
| 1985 | 1 (+0.5) | 1 (+4.0) | 1 (+3.5) | 1 (+7.5) | 1 (+5.0) |
| 1986 | 7 (-5.0) | 7 (-10.0) | 5 (-10.5) | 4 (-5.5) | 2 (-3.5) |
| 1987 | 3 (5.5) | 2 (-2.0) | 2 (-2.0) | 2 (-2.5) | 2 (-1.0) |
| 1988 | 6 (-7.0) | 6 (-12.0) | T5 (-9.0) | 6 (-11.5) | 5 (-10.5) |
| 1989 | 7 (-3.5) | 7 (-7.5) | 4 (-7.0) | 2 (-3.0) | T1 |
| 1990 | 3 (-1.5) | 1 (+0.5) | 2 (-3.5) | T1 | 2 (-6.5) |
| 1991 | 2 (-0.5) | T1 | 1 (+4.5) | 1 (+6.0) | 1 (+3.5) |
| 1992 | 1 (+2.0) | 1 (+1.0) | 1 (+1.0) | 1 (+4.5) | 1 (+1.5) |
| 1993 | 4 (-2.5) | T2 (-2.5) | 1 (+2.0) | T1 | 1 (+1.5) |
| 1994 | 4 (-3.0) | 4 (-10.0) | 5 (-15.5) | 4 (-15.5) | — |
| 1995 | 3 (-0.5) | 3 (-6.5) | 5 (-10.0) | 5 (-10.0) | 4 (-21.5) |
| 1996 | 3 (-3.0) | 3 (-6.5) | 3 (-11.5) | 3 (-15.0) | 4 (-13.5) |
| 1997 | 4 (-5.0) | 3 (-10.0) | 3 (-13.5) | 3 (-17.0) | 4 (-21.0) |
| 1998 | 5 (-8.5) | 3 (-11.5) | 3 (-17.5) | 4 (-25.5) | 3 (-28.0) |
| 1999 | 2 (-2.5) | 3 (-8.0) | 3 (-9.5) | 2 (-6.0) | 3 (-12.5) |
| 2000 | 4 (-4.5) | 3 (-4.0) | 1 (+3.0) | 3 (-4.5) | 3 (-5.5) |
| 2001 | T1 | 3 (-4.0) | T4 (-8.5) | 3 (-15.5) | 3 (-14.0) |
| 2002 | 5 (-8.5) | 4 (-18.0) | 4 (-15.5) | 4 (-20.5) | 4 (-25.5) |
| 2003 | 4 (-11.5) | 3 (-2.0) | 3 (-6.5) | 3 (-13.0) | 3 (-16.5) |
| 2004 | 4 (-8.5) | 4 (-9.0) | 4 (-16.5) | 5 (-21.0) | 5 (-27.5) |
| 2005 | 3 (-4.0) | 3 (-3.5) | 3 (-6.0) | 3 (-6.0) | 3 (-11.5) |
| 2006 | T2 (-1.0) | 3 (-2.5) | 3 (-4.0) | 3 (-6.5) | 3 (-11.5) |
| 2007 | 2 (-3.5) | 3 (-11.5) | 2 (-10.5) | 3 (-11.0) | 3 (-11.5) |
| 2008 | 5 (-5.5) | 3 (-4.0) | 5 (-10.0) | 4 (-9.5) | 4 (-14.5) |
| 2009 | 1 (+1.0) | 3 (-2.0) | 4 (-7.0) | 4 (-12.0) | 4 (-24.5) |
| 2010 | 3 (-5.5) | 3 (-3.5) | 4 (-8.0) | 4 (-12.5) | 4 (-13.0) |
| 2011 | 3 (-3.5) | 4 (-3.0) | 4 (-9.5) | 4 (-12.0) | 4 (-15.5) |
| 2012 | 4 (-3.0) | T4 (-3.0) | 5 (-8.5) | 5 (-10.0) | 5 (-16.0) |
| 2013 | 5 (-8.5) | 5 (-9.5) | 5 (-8.5) | 5 (-14.0) | 5 (-18.5) |
| 2014 | 3 (-2.5) | 1 (+3.5) | 1 (+1.0) | 2 (-2.5) | 3 (-10.0) |
| 2015 | 5 (-2.5) | 4 (-3.5) | 4 (-1.0) | T2 (-6.0) | 1 (+1.5) |
| 2016 | 3 (-3.5) | 3 (-4.0) | 3 (-5.5) | 2 (-1.0) | 1 (+1.0) |

* Split-Season

IN FIRST PLACE

(BEFORE GAMES ON THE 1ST)

| MAY 1st | JUNE 1st | JULY 1st | AUG. 1st | SEPT. 1st | OCT. 1st |
|----------|----------|----------|----------|-----------|----------|
| 1981 | 1983 | 1983 | 1985 | 1985 | 1987 |
| 1985 | 1985 | 1985 | 1991 | 1989 | 1989 |
| 1992 | 1991 (T) | 1991 | 1992 | 1991 | 1991 |
| 2001 (T) | 1992 | 1992 | 1993 | 1992 | 1992 |
| | 2014 | 1993 | | 1993 | 1993 |
| | | 2000 | | 2015 | 2015 |
| | | 2014 | | 2016 | |



PLAYING STATISTICS

BATTING

| YEAR | AVG | G | AB | R | H | TB | 2B | 3B | HR | | BB | SO | SH-SF | HP | SB-CS | SLG | OBP |
|------|------|-----|------|-----|------|------|-----|----|------|----------|-----|------|-------|----|--------|------|------|
| | | | | | | | | | T- | H -A | | | | | | | |
| 1977 | .252 | 161 | 5418 | 605 | 1367 | 2099 | 230 | 41 | 100- | 45 -55 | 499 | 819 | 81-34 | 23 | 65-55 | .365 | .316 |
| 1978 | .250 | 161 | 5430 | 590 | 1358 | 1947 | 217 | 39 | 98- | 50 -48 | 448 | 645 | 77-37 | 23 | 28-52 | .359 | .308 |
| 1979 | .251 | 162 | 5423 | 613 | 1362 | 1968 | 253 | 34 | 95- | 50 -45 | 448 | 663 | 65-38 | 36 | 75-56 | .363 | .311 |
| 1980 | .251 | 162 | 5571 | 624 | 1398 | 2131 | 249 | 53 | 126- | 56 -70 | 448 | 813 | 63-34 | 33 | 67-72 | .383 | .309 |
| 1981 | .226 | 106 | 3521 | 329 | 797 | 1163 | 137 | 23 | 61- | 34 -27 | 284 | 556 | 44-18 | 20 | 66-57 | .330 | .286 |
| 1982 | .262 | 162 | 5526 | 651 | 1447 | 2117 | 262 | 45 | 106- | 62 -44 | 415 | 749 | 48-50 | 28 | 118-81 | .383 | .314 |
| 1983 | .277 | 162 | 5581 | 795 | 1546 | 2431 | 268 | 58 | 167- | 101 -66 | 510 | 810 | 36-54 | 32 | 131-72 | .436 | .338 |
| 1984 | .273 | 163 | 5687 | 750 | 1555 | 2395 | 275 | 68 | 143- | 59 -84 | 460 | 816 | 35-49 | 52 | 193-67 | .421 | .331 |
| 1985 | .269 | 161 | 5508 | 759 | 1482 | 2343 | 281 | 53 | 158- | 75 -83 | 503 | 807 | 21-44 | 30 | 143-77 | .425 | .331 |
| 1986 | .269 | 163 | 5716 | 809 | 1540 | 2438 | 285 | 35 | 181- | 87 -94 | 496 | 848 | 24-49 | 33 | 110-59 | .427 | .329 |
| 1987 | .269 | 162 | 5635 | 845 | 1514 | 2512 | 277 | 38 | 215- | 101 -114 | 555 | 970 | 30-35 | 38 | 126-50 | .446 | .336 |
| 1988 | .268 | 162 | 5557 | 763 | 1491 | 2330 | 271 | 47 | 158- | 78 -80 | 521 | 935 | 34-50 | 31 | 107-36 | .419 | .332 |
| 1989 | .260 | 162 | 5581 | 731 | 1449 | 2220 | 265 | 40 | 142- | 64 -78 | 521 | 923 | 30-53 | 31 | 144-58 | .398 | .323 |
| 1990 | .265 | 162 | 5589 | 767 | 1479 | 2343 | 263 | 50 | 167- | 93 -74 | 526 | 970 | 18-62 | 28 | 111-52 | .419 | .328 |
| 1991 | .257 | 162 | 5489 | 684 | 1412 | 2196 | 295 | 45 | 133- | 75 -58 | 499 | 1043 | 56-65 | 58 | 148-53 | .400 | .322 |
| 1992 | .263 | 162 | 5536 | 780 | 1458 | 2292 | 265 | 40 | 163- | 79 -84 | 561 | 933 | 26-54 | 47 | 129-39 | .414 | .333 |
| 1993 | .279 | 162 | 5579 | 847 | 1556 | 2434 | 317 | 42 | 159- | 90 -69 | 588 | 861 | 46-54 | 52 | 170-49 | .436 | .350 |
| 1994 | .269 | 115 | 3962 | 566 | 1064 | 1679 | 210 | 30 | 115- | 63 -52 | 387 | 691 | 30-44 | 38 | 79-26 | .424 | .336 |
| 1995 | .260 | 144 | 5036 | 642 | 1309 | 2058 | 275 | 27 | 140- | 67 -73 | 492 | 906 | 33-45 | 44 | 75-16 | .409 | .328 |
| 1996 | .259 | 162 | 5599 | 766 | 1451 | 2354 | 302 | 35 | 177- | 87 -90 | 529 | 1105 | 38-37 | 92 | 116-38 | .420 | .331 |
| 1997 | .244 | 162 | 5473 | 654 | 1333 | 2131 | 275 | 41 | 147- | 68 -79 | 487 | 1138 | 38-52 | 59 | 134-50 | .389 | .310 |
| 1998 | .266 | 163 | 5580 | 816 | 1482 | 2499 | 316 | 19 | 221- | 112-109 | 564 | 1132 | 43-49 | 87 | 184-81 | .448 | .340 |
| 1999 | .280 | 162 | 5642 | 883 | 1580 | 2581 | 337 | 14 | 212- | 96 -116 | 578 | 1077 | 28-45 | 76 | 119-48 | .457 | .352 |
| 2000 | .275 | 162 | 5677 | 861 | 1562 | 2664 | 328 | 21 | 244- | 134 -110 | 526 | 1026 | 29-34 | 60 | 89-34 | .469 | .341 |
| 2001 | .263 | 162 | 5663 | 767 | 1489 | 2433 | 287 | 36 | 195- | 94 -101 | 470 | 1094 | 34-43 | 74 | 156-55 | .430 | .325 |
| 2002 | .261 | 162 | 5581 | 813 | 1457 | 2399 | 305 | 38 | 187- | 102-85 | 522 | 1142 | 17-57 | 53 | 71-18 | .430 | .327 |
| 2003 | .279 | 162 | 5661 | 894 | 1580 | 2573 | 357 | 33 | 190- | 94 -96 | 546 | 1081 | 11-56 | 90 | 37-25 | .455 | .349 |
| 2004 | .260 | 161 | 5531 | 719 | 1438 | 2231 | 290 | 34 | 145- | 80 -65 | 513 | 1083 | 20-42 | 71 | 58-31 | .403 | .328 |
| 2005 | .265 | 162 | 5581 | 775 | 1480 | 2273 | 307 | 39 | 136- | 76 -60 | 486 | 955 | 21-56 | 89 | 72-35 | .407 | .331 |
| 2006 | .284 | 162 | 5596 | 809 | 1591 | 2590 | 348 | 27 | 199- | 121-78 | 514 | 906 | 16-52 | 63 | 65-33 | .463 | .348 |
| 2007 | .259 | 162 | 5536 | 753 | 1434 | 2321 | 344 | 24 | 165- | 90 -75 | 533 | 1044 | 33-48 | 47 | 57-22 | .419 | .327 |
| 2008 | .264 | 162 | 5503 | 714 | 1453 | 2198 | 303 | 32 | 126- | 69 -57 | 521 | 938 | 48-56 | 59 | 80-27 | .399 | .331 |
| 2009 | .266 | 162 | 5696 | 798 | 1516 | 2508 | 339 | 13 | 209- | 104-105 | 548 | 1028 | 24-49 | 45 | 73-23 | .440 | .333 |
| 2010 | .248 | 162 | 5495 | 755 | 1364 | 2496 | 319 | 21 | 257- | 146-111 | 471 | 1164 | 16-34 | 55 | 58-20 | .454 | .312 |
| 2011 | .249 | 162 | 5559 | 743 | 1384 | 2295 | 285 | 34 | 186- | 103-83 | 525 | 1184 | 31-47 | 48 | 131-52 | .413 | .317 |
| 2012 | .245 | 162 | 5487 | 716 | 1346 | 2231 | 247 | 22 | 198- | 102-96 | 473 | 1251 | 33-45 | 55 | 123-41 | .407 | .309 |
| 2013 | .252 | 162 | 5537 | 712 | 1398 | 2274 | 273 | 24 | 185- | 95 -90 | 510 | 1123 | 29-38 | 38 | 112-41 | .411 | .318 |
| 2014 | .259 | 162 | 5549 | 723 | 1435 | 2296 | 282 | 24 | 177- | 98 -79 | 502 | 1151 | 35-40 | 41 | 78-21 | .414 | .323 |
| 2015 | .269 | 162 | 5509 | 891 | 1480 | 2518 | 308 | 17 | 232- | 123-109 | 570 | 1151 | 36-62 | 54 | 88-23 | .457 | .340 |
| 2016 | .248 | 162 | 5479 | 759 | 1358 | 2333 | 276 | 18 | 221- | 107-114 | 632 | 1362 | 26-40 | 55 | 54-24 | .426 | .330 |

SWITCH-HITTERS (48)

| | | | | | |
|------------------|----|------------------|-------|---------------|-------|
| Roberto Alomar | IF | Cesar Izturis | IF | Geno Petralli | C/IF |
| Alan Ashby | C | Maicer Izturis | IF | Tony Phillips | OF |
| Emilio Bonifacio | IF | Bobby Kielty | OF | Dalton Pompey | OF |
| Bobby Brown | OF | Chris Latham | OF | Jose Reyes | SS |
| Melky Cabrera | OF | Manny Lee | IF | David Segui | IF/DH |
| Domingo Cedenio | IF | Nelson Liriano | OF | Ruben Sierra | OF |
| Dave Collins | OF | Felipe Lopez | IF | Brian Simmons | OF |
| Felipe Crespo | IF | Lee Mazzilli | OF/DH | Justin Smoak | IF |
| Jose Cruz Jr. | OF | Dave McKay | IF | Omar Vizquel | IF |
| Junior Felix | OF | Brian McRae | OF | Turner Ward | OF |
| Tony Fernandez | IF | Dioner Navarro | OF | Mitch Webster | OF |
| Luis Figueroa | IF | Otis Nixon | C | Devon White | OF |
| Alfredo Griffin | IF | Ray Olmedo | IF | Mark Whiten | OF |
| John Hattig | IF | Jimmy Paredes | IF/OF | Ted Wilborn | OF |
| Dave Hollins | DH | Cliff Pennington | IF | Mookie Wilson | OF |
| Orlando Hudson | IF | Tomas Perez | IF | Gregg Zaun | C |



PITCHING

| YEAR | W-L | ERA | G | CG | SHO | SV | IP | H | R | ER | HR | HB | BB | SO | WP |
|------|--------|------|-----|----|-----|----|------|------|-----|-----|-----|----|-----|------|----|
| 1977 | 54-107 | 4.57 | 161 | 40 | 3 | 20 | 1428 | 1538 | 822 | 726 | 152 | 20 | 623 | 771 | 62 |
| 1978 | 59-102 | 4.54 | 161 | 35 | 5 | 23 | 1429 | 1529 | 775 | 721 | 149 | 22 | 614 | 758 | 47 |
| 1979 | 53-109 | 4.82 | 162 | 44 | 7 | 11 | 1417 | 1537 | 862 | 759 | 165 | 40 | 594 | 613 | 64 |
| 1980 | 67-95 | 4.19 | 162 | 39 | 9 | 23 | 1466 | 1523 | 762 | 683 | 135 | 28 | 635 | 705 | 41 |
| 1981 | 37-69 | 3.81 | 106 | 20 | 4 | 18 | 953 | 908 | 466 | 404 | 72 | 36 | 377 | 451 | 41 |
| 1982 | 78-84 | 3.95 | 162 | 41 | 13 | 25 | 1444 | 1428 | 701 | 633 | 147 | 25 | 493 | 776 | 38 |
| 1983 | 89-73 | 4.12 | 162 | 43 | 8 | 32 | 1445 | 1434 | 726 | 662 | 145 | 42 | 517 | 835 | 25 |
| 1984 | 89-73 | 3.86 | 163 | 34 | 10 | 33 | 1464 | 1433 | 696 | 628 | 140 | 34 | 528 | 875 | 42 |
| 1985 | 99-62 | 3.31 | 161 | 18 | 9 | 47 | 1448 | 1312 | 588 | 529 | 147 | 26 | 484 | 823 | 36 |
| 1986 | 86-76 | 4.08 | 163 | 16 | 12 | 44 | 1476 | 1467 | 733 | 669 | 164 | 45 | 487 | 1002 | 38 |
| 1987 | 96-66 | 3.74 | 162 | 18 | 8 | 43 | 1454 | 1323 | 655 | 605 | 158 | 22 | 567 | 1064 | 56 |
| 1988 | 87-75 | 3.80 | 162 | 16 | 17 | 47 | 1449 | 1404 | 680 | 611 | 143 | 59 | 528 | 904 | 48 |
| 1989 | 89-73 | 3.58 | 162 | 12 | 12 | 38 | 1467 | 1408 | 651 | 584 | 99 | 45 | 478 | 849 | 58 |
| 1990 | 86-76 | 3.84 | 162 | 6 | 9 | 48 | 1454 | 1434 | 661 | 620 | 143 | 37 | 445 | 892 | 43 |
| 1991 | 91-71 | 3.50 | 162 | 10 | 16 | 60 | 1462 | 1301 | 622 | 569 | 121 | 43 | 523 | 971 | 55 |
| 1992 | 96-66 | 3.91 | 162 | 18 | 14 | 49 | 1441 | 1346 | 682 | 626 | 124 | 45 | 541 | 954 | 66 |
| 1993 | 95-67 | 4.21 | 162 | 11 | 11 | 50 | 1441 | 1441 | 742 | 674 | 134 | 32 | 620 | 1023 | 83 |
| 1994 | 55-60 | 4.70 | 115 | 13 | 4 | 26 | 1025 | 1053 | 579 | 535 | 127 | 32 | 482 | 832 | 54 |
| 1995 | 56-88 | 4.88 | 144 | 16 | 8 | 22 | 1293 | 1336 | 777 | 701 | 145 | 51 | 654 | 894 | 73 |
| 1996 | 74-88 | 4.57 | 162 | 19 | 7 | 35 | 1446 | 1476 | 809 | 734 | 187 | 36 | 610 | 1033 | 61 |
| 1997 | 76-86 | 3.92 | 162 | 19 | 16 | 34 | 1443 | 1453 | 694 | 628 | 167 | 39 | 497 | 1150 | 54 |
| 1998 | 88-74 | 4.28 | 163 | 10 | 11 | 47 | 1465 | 1443 | 768 | 697 | 169 | 45 | 587 | 1154 | 34 |
| 1999 | 84-78 | 4.92 | 162 | 14 | 9 | 39 | 1439 | 1582 | 862 | 787 | 191 | 53 | 575 | 1009 | 55 |
| 2000 | 83-79 | 5.14 | 162 | 15 | 4 | 37 | 1437 | 1615 | 908 | 821 | 195 | 64 | 560 | 978 | 37 |
| 2001 | 80-82 | 4.28 | 162 | 7 | 10 | 41 | 1463 | 1553 | 753 | 696 | 165 | 76 | 490 | 1041 | 33 |
| 2002 | 78-84 | 4.80 | 162 | 6 | 6 | 41 | 1438 | 1504 | 828 | 767 | 177 | 71 | 590 | 991 | 57 |
| 2003 | 86-76 | 4.69 | 162 | 14 | 6 | 36 | 1435 | 1560 | 826 | 748 | 184 | 57 | 485 | 984 | 56 |
| 2004 | 67-94 | 4.91 | 161 | 6 | 11 | 37 | 1421 | 1505 | 823 | 775 | 181 | 58 | 608 | 956 | 60 |
| 2005 | 80-82 | 4.06 | 162 | 9 | 8 | 35 | 1447 | 1475 | 705 | 653 | 185 | 68 | 444 | 958 | 39 |
| 2006 | 87-75 | 4.37 | 162 | 6 | 6 | 42 | 1428 | 1447 | 754 | 694 | 185 | 59 | 504 | 1076 | 53 |
| 2007 | 83-79 | 4.00 | 162 | 11 | 9 | 44 | 1448 | 1383 | 699 | 644 | 157 | 55 | 479 | 1067 | 42 |
| 2008 | 86-76 | 3.49 | 162 | 15 | 13 | 44 | 1446 | 1330 | 610 | 561 | 134 | 67 | 467 | 1184 | 51 |
| 2009 | 75-87 | 4.47 | 162 | 10 | 10 | 25 | 1451 | 1509 | 771 | 720 | 181 | 58 | 551 | 1181 | 43 |
| 2010 | 85-77 | 4.22 | 162 | 5 | 11 | 45 | 1441 | 1407 | 728 | 676 | 150 | 60 | 539 | 1184 | 69 |
| 2011 | 81-81 | 4.32 | 162 | 7 | 10 | 33 | 1458 | 1433 | 761 | 700 | 179 | 77 | 540 | 1169 | 73 |
| 2012 | 73-89 | 4.64 | 162 | 5 | 11 | 29 | 1443 | 1439 | 784 | 745 | 204 | 55 | 574 | 1142 | 56 |
| 2013 | 74-88 | 4.25 | 162 | 4 | 11 | 39 | 1452 | 1451 | 756 | 685 | 195 | 65 | 500 | 1208 | 54 |
| 2014 | 83-79 | 4.00 | 162 | 3 | 16 | 45 | 1443 | 1400 | 686 | 642 | 151 | 57 | 490 | 1199 | 43 |
| 2015 | 93-69 | 3.80 | 162 | 7 | 10 | 34 | 1441 | 1353 | 670 | 609 | 173 | 59 | 397 | 1117 | 62 |
| 2016 | 89-73 | 3.78 | 162 | 0 | 10 | 43 | 1459 | 1340 | 666 | 613 | 183 | 59 | 461 | 1314 | 50 |

BIographies

LAST SEASON

HISTORY

RECORDS

OPPONENTS

PLAYER DEV.

MEDIA & MISC.



BLUE JAYS PITCHERS WHOSE ML DEBUT CAME AS A STARTER

*TEAM RECORD IS 19-23 IN THESE CONTESTS

| Pitcher | Date | Opp. | Dec./Line | Final Score |
|-------------------|----------------|--------|--------------------------------|-------------|
| Jerry Garvin | April 10, 1977 | CWS | W, 8.0, 6H, ER, 4BB, 2K | W, 3-1 |
| Jeff Byrd | June 20, 1977 | CLE | ND, 5.0, 5H, 3ER, 5BB, 4K | L, 8-5 |
| Jim Clancy | July 26, 1977 | TEX | L, 2.0, 5H, 5ER, 3BB, K | L, 14-0 |
| Mike Darr | Sept. 6, 1977 | BOS | L, 1.1, 3H, 5ER, 4BB, K, HR | L, 11-2 |
| Phil Huffman | April 10, 1979 | at CWS | W, 6.0, 7H, ER, 3K | W, 10-2 |
| Dave Stieb | June 29, 1979 | at BAL | L, 6.0, 6H, 5ER, 2BB, 5K, 2HR | L, 6-1 |
| Butch Edge | Aug. 13, 1979 | at OAK | W, 6.2, 6H, ER, 2BB, 5K | W, 4-2 |
| Luis Leal | May 25, 1980 | NYY | W, 7.2, 12H, 3ER, 4BB, HR | W, 9-6 |
| Mark Eichorn | Aug. 30, 1982 | BAL | L, 4.2, 6H, 5ER, 3BB, 5K, HR | L, 6-3 |
| Matt Williams | Aug. 2, 1983 | NYY | W, 5.0, 5H, 5ER, 4BB, 3K, 3HR | W, 13-6 |
| David Wells | June 30, 1987 | NYY | L, 4.0, 9H, 4ER, 2BB, 4K | L, 4-0 |
| Alex Sanchez | May 23, 1989 | MIN | ND, 6.0, 5H, ER, 5BB, K | W, 2-1 |
| Mauro Gozzo | Aug. 8, 1989 | TEX | W, 8.0, 3H, 3BB, 4K | W, 7-0 |
| Denis Boucher | April 12, 1991 | MIL | ND, 5.1, 5H, 3ER, BB, K, 2HR | W, 5-4 |
| Juan Guzman | June 7, 1991 | at BAL | L, 4.2, 6H, 4ER, 3BB, 4K | L, 5-3 |
| Scott Brow | April 28, 1993 | KC | L, 6.0, 5H, 4ER, 2BB, 2K | L, 5-3 |
| Giovanni Carrara | July 29, 1995 | OAK | W, 5.0, 7H, 5ER, 5BB, 2K, HR | W, 18-11 |
| Jeff Ware | Sept. 2, 1995 | at CWS | L, 1.1, 7H, 6ER, 3BB, K | L, 10-4 |
| Chris Carpenter | May 12, 1997 | at MIN | L, 3.0, 8H, 5ER, 3BB, 5K | L, 12-2 |
| Roy Halladay | Sept. 20, 1998 | at TB | ND, 5.0, 8H, 2ER, 2BB, 5K, HR | W, 7-5 |
| Pasqual Coco | July 17, 2000 | NYM | ND, 4.0, 5H, 4ER, 5BB, 2K, HR | L, 7-5 |
| Brandon Lyon | Aug. 4, 2001 | BAL | W, 7.1, 4H, ER, BB, 5K | W, 2-1 |
| Mike Smith | April 26, 2002 | at ANA | L, 4.0, 7H, 4ER, 2BB, K | L, 4-0 |
| David Bush | July 2, 2004 | at MON | L, 5.2, 4H, ER, BB, 4K | L, 2-0 |
| Gustavo Chacin | Sept. 20, 2004 | at NYY | W, 7.0, 4H, 3ER, 3BB, 2K | W, 6-3 |
| Dustin McGowan | July 30, 2005 | TEX | ND, 5.0, 2H, ER, 3BB, 6K | L, 3-2 |
| Casey Janssen | April 27, 2006 | BAL | ND, 4.0, 3H, 2ER, 3BB | L, 7-5 |
| Ty Taubenheim | May 20, 2006 | at COL | L, 5.0, 5H, 3ER, 3BB, 3K, HR | L, 5-1 |
| Jesse Litch | May 15, 2007 | BAL | W, 8.2, 4H, ER, 3BB, K | W, 2-1 |
| David Purcey | April 18, 2008 | DET | ND, 4.1, 2H, ER, 7BB, 3K | L, 8-4 |
| Scott Richmond | July 30, 2008 | TB | L, 5.1, 7H, 3ER, 4K, HR | L, 3-2 |
| Ricky Romero | April 9, 2009 | DET | W, 6.0, 7H, 2ER, 2BB, 5K, HR | W, 6-2 |
| Robert Ray | May 2, 2009 | BAL | ND, 5.2, 4H, 3ER, 4BB, 2K, HR | W, 5-4 |
| Brett Cecil | May 5, 2009 | CLE | ND, 6.0, 6H, ER, 6K | W, 10-6 |
| Brad Mills | June 18, 2009 | at PHI | ND, 3.2, 6H, 4ER, 4BB, 2K, 2HR | W, 8-7 |
| Marc Rzepczynski | July 7, 2009 | at TB | ND, 6.0, 2H, ER, 4BB, 7K | L, 3-1 |
| Kyle Drabek | Sept. 15, 2010 | at BAL | L, 6.0, 9H, 3ER, 3BB, 5K | L, 3-1 |
| Zach Stewart | June 16, 2011 | at BAL | ND, 7.0, 7H, 2ER, BB, 4K, HR | L, 4-3 |
| Henderson Alvarez | Aug. 10, 2011 | OAK | ND, 5.2, 8H, 3ER, BB, 4K, HR | W, 8-4 |
| Drew Hutchison | April 21, 2012 | at KC | W, 5.1, 8H, 5ER, 3BB, 4K, 2HR | W, 9-5 |
| Sean Nolin | May 24, 2013 | BAL | L, 1.1, 7H, 6ER, BB, HR | L, 10-6 |
| Matt Boyd | June 27, 2015 | TEX | L, 6.2, 9H, 4ER, 7K, 3HR | L, 4-0 |



BLUE JAYS PITCHING – TEAM

NO-HITTER: Sept. 2, 1990 at CLE

ONE-HITTER: July 24, 2016 vs. SEA

SHUTOUT: Sept. 24, 2016 vs. NYY

BACK-TO-BACK SHUTOUTS: Sept. 23-24, 2016 vs. NYY

BACK-TO-BACK-TO-BACK SHUTOUTS: May 21-23, 1983 (vs. BAL, BAL & DET)

BACK-TO-BACK 1-0 SHUTOUTS: June 12, 1991 at CLE and June 13, 1991 at CLE

1-0 GAME, WIN: June 24, 2015 at TB

1-0 GAME, LOSS: Aug. 15, 2016 at NYY

BLUE JAYS PITCHING – INDIVIDUAL

NO-HITTER: Dave Stieb, Sept. 2, 1990 at CLE

ONE-HITTER: Shaun Marcum, Aug. 16, 2010 at OAK

TEN OR MORE STRIKEOUTS: Francisco Liriano, Sept. 28, 2016 vs. BAL

SHUTOUT: Mark Buehrle, June 3, 2015 at WSH

BACK-TO-BACK COMPLETE GAMES: Mark Buehrle, May 29, 2015 at MIN and June 3, 2015 at WSH

BACK-TO-BACK COMPLETE GAME WINS: Mark Buehrle, May 29, 2015 at MIN and June 3, 2015 at WSH

FOUR CONSECUTIVE COMPLETE GAMES: Roy Halladay, April 12, 2008 at TEX, April 17, 2008 vs. TEX, April 23, 2008 at TB and April 29, 2008 at BOS

BACK-TO-BACK SHUTOUTS: Roy Halladay, Sept. 25, 2009 vs. SEA and Sept. 30, 2009 at BOS

10+ INNINGS PITCHED: Roy Halladay, April 13, 2007 vs. DET

5 STRIKEOUTS TO START A GAME: Marco Estrada, Sept. 14, 2016 vs. TB (club record)

POSITION PLAYER PITCHING: Ryan Goins & Darwin Barney, July 1, 2016 vs. CLE

PITCHER PLAYING POSITION: Dave Stieb, Aug. 29, 1980 vs. MIN (left field)

BLUE JAYS HITTING – TEAM

BACK-TO-BACK HOME RUNS: Troy Tulowitzki & Russell Martin, Aug. 16, 2016 at NYY (8th inning)

BACK-TO-BACK-TO-BACK HOME RUNS: Colby Rasmus, Jose Bautista and Edwin Encarnacion, June 19, 2012 at MIL

THREE HOME RUNS, ONE INNING: Jose Bautista, Edwin Encarnacion, Troy Tulowitzki, July 29, 2016 vs. BAL (1st inn)

FOUR HOME RUNS, ONE INNING: Aug. 17, 2001 vs. TEX (6th inning), Jeff Frye (2R), Jose Cruz Jr. (1R), Shannon Stewart (1R), Carlos Delgado (1R)

TWO GRAND SLAMS, ONE GAME: None

HOME RUNS BY FIRST TWO BATTERS OF A GAME: Alex Rios & Frank Catalanotto, June 14, 2006 vs. BAL

20 or MORE HITS ONE GAME: Aug. 22, 2015 at LAA

THREE CONSECUTIVE 10 RUN GAMES: May 12-15, 2013

5 or MORE STOLEN BASES: June 6, 2015 vs. HOU

NO STRIKEOUTS, BATTING: May 5, 2016 vs. TEX

10 OR MORE RUNS, ONE INNING: 10 runs, Aug. 31, 2010 at TB

HOME RUN BY PITCHER: Mark Hendrickson, June 21, 2003 at MTL

BLUE JAYS HITTING – INDIVIDUAL

LEADOFF HOME RUN: Jose Bautista, Aug. 31, 2016 at BAL

INSIDE-THE-PARK HOME RUN: Jose Bautista, July 7, 2010 vs. MIN

GRAND SLAM HOME RUN: Troy Tulowitzki, Sept. 11, 2016 vs. BOS

PINCH HIT HOME RUN: Ezequiel Carrera, Sept. 12, 2016 vs. TB

PINCH HIT GRAND SLAM: Reed Johnson, July 1, 2005 at BOS

WALK OFF HOME RUN: Edwin Encarnacion, June 10, 2016 vs. BAL

TWO HOME RUNS, ONE GAME: Edwin Encarnacion, Sept. 11, 2016 vs. BOS

THREE HOME RUNS, ONE GAME: Josh Donaldson, Aug. 28, 2016 vs. MIN

FOUR HOME RUNS, ONE GAME: Carlos Delgado, Sept. 25, 2003 vs. TB

TWO PLAYERS, MULTI-HR GAME, SAME GAME: Josh Donaldson and Russell Martin, April 17, 2015 vs. ATL

TWO HOME RUNS, SAME INNING: Edwin Encarnacion, July 26, 2013 vs. HOU

HOME RUNS FROM BOTH SIDES OF THE PLATE, ONE GAME: Justin Smoak, July 1, 2015 vs. BOS

HOME RUN, FIRST MAJOR LEAGUE AT-BAT: J.P. Arencibia, Aug. 7, 2010 vs. TB

HOME RUN, FIRST MAJOR LEAGUE HIT: Devon Travis, April 6, 2015 at NYY

MULTI-HR GAME, MLB DEBUT: J.P. Arencibia, Aug. 7, 2010 vs. TB (2-HR)

HIT, FIRST MAJOR LEAGUE PLATE APPEARANCE: Moises Sierra, July 31, 2012 at SEA (single)

HOME RUN INTO ROGERS CENTRE FIFTH DECK: Edwin Encarnacion, April 21, 2015 vs. BAL

SIX HITS, ONE GAME: Frank Catalanotto, May 1, 2004 at CWS (GM #2)



TWO HITS, SAME INNING (2 or more players): Alex Rios & Vernon Wells, July 9, 2008 vs. BAL (4th inning)
HOME RUN IN FIRST TWO INNINGS: Lyle Overbay, June 30, 2006 vs. PHI
THREE TRIPLES (ONE INNING, TEAM): Eric Thames, Rajai Davis and Jayson Nix, June 1, 2011 vs. CLE
FOUR OR MORE STEALS, ONE GAME: Rajai Davis, July 28, 2013 vs. HOU (4)
STEAL OF HOME: Russell Martin, June 2, 2015 at WSH (G2)
STRAIGHT STEAL OF HOME: Aaron Hill, May 29, 2007 vs. NYY
MULTI-HIT GAME BY PITCHER: Roy Halladay (2), June 10, 2007 at LAD
BATTING FOR THE CYCLE: Jeff Frye, Aug. 17, 2001 vs. TEX

BLUE JAYS MISCELLANEOUS – TEAM

TRIPLE PLAY: April 20, 2012 at KC
TURNED FIVE OR MORE DP'S: April 9, 2011 at LAA (13.2 innings)
FOUR GAME SWEEP: Aug. 3-6, 2015 vs. MIN
TIE GAME: April 26, 1998 at CWS (5-5)
FOUR CONSECUTIVE EXTRA INNING GAMES: Sept. 16-20, 1991
SUSPENDED GAME: July 23, 2008 at BAL (7th inning due to rain), completed July 24, 2008 (won 5-1)
RAIN SHORTENED GAME: July 18, 2012 at NYY (7.0 inn, lost 0-6)
GAME POSTPONED: Sept. 29, 2015 at BAL
DOUBLEHEADER: Sept. 30, 2015 at BAL
DOUBLEHEADER SWEEP: Sept. 12, 2015 at NYY
SPLIT DOUBLEHEADER: Sept. 30, 2015 at BAL
PLAYER EJECTION: Josh Donaldson, Sept. 19, 2016 at SEA
MANAGER EJECTION: John Gibbons, Sept. 11, 2016 vs. BOS

OPPONENTS PITCHING – TEAM

PERFECT GAME: May 15, 1981 at CLE
NO-HITTER: May 7, 2011 vs. DET
ONE-HITTER: May 10, 2013 at BOS
SHUTOUT: Sept. 29, 2016 vs. BAL
BACK-TO-BACK SHUTOUTS: July 9, 2015 at CWS and July 10, 2015 at KC
BACK-TO-BACK 1-0 SHUTOUTS: Aug. 25, 1990 vs. BOS and Aug. 26, 1990 vs. BOS

OPPONENTS PITCHING – INDIVIDUAL

PERFECT GAME: Len Barker, May 15, 1981 at CLE
NO-HITTER: Justin Verlander, May 7, 2011 vs. DET
ONE-HITTER: Jon Lester, May 10, 2013 at BOS
TEN OR MORE STRIKEOUTS: Trevor Bauer, Aug. 19, 2016 at CLE
SHUTOUT: Jeff Samardzija, July 9, 2015 at CWS
BACK-TO-BACK SHUTOUTS: Mike Mussina, Sept. 26, 1995 vs. BAL and Scott Erickson, Sept. 27, 1995 vs. BAL

OPPONENTS HITTING – TEAM

BACK-TO-BACK HOME RUNS: Evan Longoria & Brad Miller, Sept. 12, 2016 vs. TB (7th inning)
BACK-TO-BACK-TO-BACK HOME RUNS: Brett Lawrie, Dioner Navarro, JB Shuck, June 25, 2016 at CWS (2nd inn)
THREE HOME RUNS, ONE INNING: Brett Lawrie, Dioner Navarro, JB Shuck, June 25, 2016 at CWS (2nd inn)
FOUR HOME RUNS, ONE INNING: Jason Varitek, David Ortiz, Jason Bay and Mike Lowell, May 20, 2009 at BOS
SIX OR MORE HOME RUNS, ONE GAME: June 25, 2016 at CWS (7)
TWO GRAND SLAMS, ONE GAME: Ramon Hernandez and Miguel Tejada, Aug. 24, 2003 vs. OAK
HOME RUNS BY FIRST TWO BATTERS OF A GAME: Derek Jeter, Robinson Cano, Sept. 23, 2005 at NYY
20 OR MORE HITS, ONE GAME (9-inning game): May 14, 2014 vs. CLE
THREE CONSECUTIVE 10 RUN GAMES: April 14-16, 2000

OPPONENTS HITTING – INDIVIDUAL

LEAD OFF HOME RUN: Logan Forsythe, Aug. 9, 2016 vs. TB
INSIDE-THE-PARK HOME RUN: Tyler Naquin, Aug. 19, 2016 at CLE
GRAND SLAM HOME RUN: Kendrys Morales, Aug. 7, 2016 at KC
PINCH HIT HOME RUN: Hyun Soo Kim, Sept. 28, 2016 vs. BAL
PINCH HIT GRAND SLAM: Gregg Zaun, Aug. 16, 2009 at TB
WALK OFF HOME RUN: Tyler Naquin, Aug. 19, 2016 at CLE
TWO HOME RUNS, ONE GAME: Gary Sanchez, Aug. 16, 2016 at NYY
THREE HOME RUNS, ONE GAME: Josh Reddick, Aug. 9, 2013 vs. OAK
HOME RUNS FROM BOTH SIDES OF THE PLATE, ONE GAME: Ben Zobrist, Aug. 1, 2015 vs. KC
HOME RUN INTO ROGERS CENTRE FIFTH DECK: Alex Dickerson, July 25, 2016 vs. SD
FIVE HITS, ONE GAME: Lonnie Chisenhall & David Murphy, May 14, 2014 vs. CLE
FOUR OR MORE STEALS, ONE GAME: Carl Crawford, May 24, 2006 vs. TB (4)



STRAIGHT STEAL OF HOME: Erick Aybar, Sept. 20, 2011 vs. LAA**BATTING FOR THE CYCLE:** Rajai Davis, July 2, 2016 at CLE**OPPONENTS MISCELLANEOUS – TEAM****TRIPLE PLAY:** July 26, 2015 at SEA**TURNED FIVE OR MORE DP'S:** April 18, 2016 at BOS**FOUR GAME SWEEP:** May 14-17, 2015 at HOU**FIVE GAME SWEEP:** July 1-4, 2002 at BOS**POSITION PLAYERS WHO PITCHED FOR THE BLUE JAYS**

| Player | Position | Year | W-L | ERA | G | IP | H | ER | BB | SO |
|---------------------|----------|------|-----|-------|---|-----|---|----|----|----|
| Kusick, Craig | 1B | 1979 | 0-0 | 4.91 | 1 | 3.2 | 3 | 2 | 0 | 0 |
| Bailor, Bob | IF/OF | 1980 | 0-0 | 7.71 | 3 | 2.1 | 4 | 2 | 1 | 0 |
| Leach, Rick | 1B/OF | 1984 | 0-0 | 27.00 | 1 | 1.0 | 2 | 3 | 2 | 0 |
| Menechino, Frank | IF | 2004 | 0-0 | 0.00 | 1 | 0.1 | 2 | 0 | 0 | 0 |
| McCoy, Mike | IF/OF | 2011 | 0-0 | 0.00 | 1 | 1.0 | 0 | 0 | 0 | 0 |
| Mathis, Jeff | C | 2012 | 0-0 | 9.00 | 2 | 2.0 | 4 | 2 | 1 | 0 |
| Tolleson, Steve | IF | 2014 | 0-0 | 0.00 | 2 | 1.0 | 1 | 0 | 0 | 1 |
| Pennington, Cliff** | IF | 2015 | 0-0 | 0.00 | 1 | 0.2 | 2 | 0 | 0 | 0 |
| Goins, Ryan# | IF | 2016 | 0-0 | 0.00 | 1 | 1.0 | 2 | 0 | 1 | 0 |
| Barney, Darwin# | IF | 2016 | 0-1 | 9.00 | 1 | 1.0 | 1 | 1 | 0 | 1 |

**playoff game

#Appeared in same game

STIEB'S NO-HITTER**SEPTEMBER 2, 1990 AT CLEVELAND — TORONTO 3, CLEVELAND 0**

DAVE STIEB chalked up his first no-hitter and the first in BLUE JAYS history as he stopped the Cleveland Indians on a sunny Sunday afternoon at Cleveland Stadium before a crowd of 23,640.

The game ended as Cleveland's Jerry Browne whacked a fly to right field where JUNIOR FELIX put the squeeze on it.

Stieb had a season high nine strikeouts and walked four over his 122-pitch afternoon.

There were no tough plays and only a couple of well hit balls. Closest the Tribe came to a hit was KEN PHELPS pulling a liner about three feet foul to open the eighth inning.

The BLUE JAYS and STIEB got their offensive support from FRED McGRIFF who hit two solo home runs and from MANNY LEE who doubled home KENNY WILLIAMS in the fifth inning.

Stieb had previously gone 8.2 innings, three times, protecting no-hitters. He had back-to-back attempts in September 1988; on September 24, 1988 at Cleveland Stadium, JULIO FRANCO had a bad hop single over second baseman MANNY LEE's head. In his next start, against Baltimore at Exhibition Stadium, JIM TRABER looped a single over first baseman FRED McGRIFF's outstretched glove hand. Both no-hit bids were lost on 2-2 pitches. STIEB also had a perfect game for 8.2 innings on August 4, 1989 vs the Yankees at SkyDome. ROBERTO KELLY doubled to left to break it up.

| | | | | | | | | | | | | | |
|-----------|---|---|---|---|---|---|---|---|---|---|---|---|---|
| TORONTO | 0 | 0 | 0 | 1 | 1 | 0 | 0 | 0 | 1 | — | 3 | 8 | 0 |
| CLEVELAND | 0 | 0 | 0 | 0 | 0 | 0 | 0 | 0 | 0 | — | 0 | 0 | 1 |

STIEB and BORDERS

BLACK, OROSCO (8), OLIN (9) and SKINNER

WP-STIEB (17-5) LP-BLACK (10-9)

STIEB PITCHING LINE: 9 IP 0 H 0 R 0 ER 4 BB 9 SO



ATTENDANCE RECORDS

2016 ATTENDANCE

BLUE JAYS

| AMERICAN LEAGUE CLUB | | | AT ROGERS CENTRE | | ON THE ROAD | | |
|----------------------|-----------|------------------|------------------|-----------|------------------|---------------|--|
| CLUB | DATES | TOTAL | AVERAGE | DATES | TOTAL | AVERAGE | |
| BALTIMORE | 10 | 458,217 | 45,822 | 9 | 216,838 | 24,093 | |
| BOSTON | 9 | 427,305 | 47,478 | 10 | 364,625 | 36,463 | |
| NEW YORK (AL) | 10 | 386,119 | 38,612 | 9 | 318,323 | 35,369 | |
| TAMPA BAY | 9 | 330,034 | 36,670 | 10 | 169,855 | 16,989 | |
| CHICAGO (AL) | 3 | 76,818 | 25,606 | 3 | 81,317 | 27,106 | |
| CLEVELAND | 4 | 179,349 | 44,837 | 3 | 90,965 | 30,322 | |
| DETROIT | 4 | 184,942 | 46,236 | 3 | 96,552 | 32,184 | |
| KANSAS CITY | 3 | 112,326 | 37,442 | 3 | 93,647 | 31,216 | |
| MINNESOTA | 3 | 137,463 | 45,821 | 4 | 118,712 | 29,678 | |
| HOUSTON | 3 | 141,096 | 47,032 | 4 | 97,611 | 24,403 | |
| LOS ANGELES (AL) | 3 | 137,373 | 45,791 | 4 | 155,183 | 38,796 | |
| OAKLAND | 3 | 126,885 | 42,295 | 3 | 68,238 | 22,776 | |
| SEATTLE | 3 | 141,742 | 47,247 | 3 | 107,977 | 35,992 | |
| TEXAS | 4 | 110,457 | 27,614 | 3 | 128,786 | 42,929 | |
| AL TOTALS | 71 | 2,950,126 | 41,551 | 71 | 2,108,719 | 29,700 | |

| NATIONAL LEAGUE CLUB | | | AT ROGERS CENTRE | | ON THE ROAD | | |
|----------------------|-----------|------------------|------------------|-----------|------------------|---------------|--|
| CLUB | DATES | TOTAL | AVERAGE | DATES | TOTAL | AVERAGE | |
| ARIZONA | 2 | 88,805 | 44,403 | 2 | 46,702 | 23,351 | |
| COLORADO | - | - | - | 3 | 108,748 | 36,249 | |
| LOS ANGELES | 3 | 136,125 | 45,375 | - | - | - | |
| PHILADELPHIA | 2 | 82,744 | 41,372 | 2 | 47,032 | 23,516 | |
| SAN FRANCISCO | 3 | - | - | 3 | 124,092 | 41,364 | |
| SAN DIEGO | 3 | 134,299 | 44,766 | - | - | - | |
| NL TOTALS | 10 | 441,973 | 44,197 | 10 | 326,574 | 32,675 | |
| TOTALS | 81 | 3,392,099 | 41,878 | 81 | 2,435,293 | 30,065 | |

AMERICAN LEAGUE

| CLUB | TOTAL | HOME AVERAGE | DATES | TOTAL | ROAD AVERAGE | DATES |
|---------------|-------------------|---------------|-------------|-------------------|---------------|-------------|
| TORONTO | 3,392,099 | 41,878 | 81 | 2,435,293 | 30,065 | 81 |
| NEW YORK | 3,063,405 | 37,820 | 81 | 2,506,196 | 30,941 | 81 |
| LOS ANGELES | 3,016,142 | 37,236 | 81 | 2,322,769 | 28,676 | 81 |
| BOSTON | 2,955,434 | 36,487 | 81 | 2,615,524 | 32,290 | 81 |
| TEXAS | 2,710,402 | 33,462 | 81 | 2,232,432 | 27,561 | 81 |
| KANSAS CITY | 2,557,712 | 31,577 | 81 | 2,266,362 | 27,980 | 81 |
| DETROIT | 2,493,859 | 31,173 | 80 | 2,293,425 | 28,314 | 81 |
| HOUSTON | 2,306,623 | 28,477 | 81 | 2,271,334 | 28,041 | 81 |
| SEATTLE | 2,267,928 | 27,999 | 81 | 2,293,037 | 28,309 | 81 |
| BALTIMORE | 2,172,344 | 26,819 | 81 | 2,575,551 | 31,797 | 81 |
| MINNESOTA | 1,963,912 | 24,246 | 81 | 2,215,948 | 27,357 | 81 |
| CHICAGO | 1,746,293 | 21,829 | 80 | 2,283,300 | 28,189 | 81 |
| CLEVELAND | 1,591,667 | 19,650 | 81 | 2,128,323 | 26,941 | 79 |
| OAKLAND | 1,521,506 | 18,784 | 81 | 2,390,449 | 29,512 | 81 |
| TAMPA BAY | 1,286,163 | 15,879 | 81 | 2,437,344 | 30,091 | 81 |
| TOTALS | 35,045,489 | 28,892 | 1213 | 35,267,287 | 29,074 | 1213 |

BIOGRAPHIES

LAST SEASON

HISTORY

RECORDS

OPPONENTS

PLAYER DEV.

MEDIA & MISC.



ALL-TIME ATTENDANCE

RECORDS

(REGULAR SEASON)

| | | | |
|---------------------------------------|-----------|-----------------------------------|---------------|
| Largest Home (RC) | 50,560 | Fri., April 8/05 | Boston |
| Largest Home (Exhibition) | 47,828 | Wed. July 1/87 | New York (AL) |
| Smallest Home (Exhibition) | 10,074 | Tues., April 17/79 | Chicago |
| Smallest Rogers Centre | 10,314 | Mon., April 19/10 | Kansas City |
| Largest Opening Day | 50,560 | Fri., April 8/05 | Boston |
| Largest Day Game | 50,533 | Fri., April 9/93 | Cleveland |
| Smallest Day Game | 746 | Wed., April 9/97 | Chicago |
| Largest Night Game | 61,340 | Fri., May 23/86 | at Cleveland |
| Smallest Night Game | 8,193 | Mon., Aug., 4/03 | at Tampa Bay |
| Doubleheader (Day) - Home (RC) | 48,641 | Mon., July 17/89 | California |
| Doubleheader (TN) - Home (Exhibition) | 45,102 | Tues., Aug. 2/83 | New York (AL) |
| Series, Four Dates (Home) | 202,093 | July 29-Aug. 1/93 (4 Games) | Detroit |
| Series, Four Dates (Road) | 214,510 | Sept. 12-15/85 (4 Games) | New York (AL) |
| Series, Three Dates (Home) | 151,584 | Sept. 21-23/93 (3 Games) | Boston |
| Series, Three Dates (Road) | 161,793 | Sept. 29, 30, Oct. 1/06 (3 Games) | New York (AL) |
| Series, Two Dates (Home) | 101,036 | July 27,28/93 (2 Games) | Baltimore |
| Series, Two Dates (Road) | 91,522 | July 16, 17/97 (2 Games) | Texas |
| Largest Road | 61,340 | Fri., May 23/86 | Cleveland |
| Smallest Road | 746 | Wed., April 9/97 | Chicago |
| Season, Home | 4,057,947 | 1993 | |
| Season, Road | 2,549,438 | 1993 | |
| Season, Home & Road | 6,607,385 | 1993 | |

OPPONENTS IN TORONTO

| | LARGEST | | SMALLEST | |
|------------------|---------|-------------------------|----------|-------------|
| BALTIMORE | 50,528 | June 25/94 | 11,080 | Sept. 13/79 |
| BOSTON | 50,560 | April 8/05 | 10,428 | April 23/82 |
| CHICAGO (AL) | 40,738 | June 15/08 | 10,074 | April 17/79 |
| CLEVELAND | 50,533 | April 9/93 | 10,173 | April 20/83 |
| DETROIT | 50,532 | July 31/93 | 10,087 | April 13/82 |
| HOUSTON (AL) | 47,505 | Aug. 13/16 | 13,123 | April 8/14 |
| KANSAS CITY | 50,531 | July 16/93 | 10,169 | April 17/78 |
| LOS ANGELES (AL) | 50,529 | Sept. 11/93 & May 29/94 | 11,295 | May 15/78 |
| MILWAUKEE (AL) | 50,517 | Aug. 6/93 | 10,127 | April 14/83 |
| MINNESOTA | 50,530 | Aug. 10/93 | 10,155 | May 1/79 |
| NEW YORK (AL) | 50,530 | June 11/94 | 13,306 | April 19/78 |
| OAKLAND | 50,529 | Sept. 8/93 | 11,339 | May 9/78 |
| SEATTLE | 50,527 | Aug. 20/93 | 10,213 | June 11/79 |
| TAMPA BAY | 48,414 | April 13/15 | 13,002 | June 3/02 |
| TEXAS | 50,529 | July 23/94 | 10,101 | April 27/82 |
| ARIZONA | 46,967 | June 22/16 | 14,259 | June 11/04 |
| ATLANTA | 45,224 | May 28/13 | 16,885 | June 11/01 |
| CHICAGO (NL) | 40,738 | June 15/08 | 16,879 | Sept. 8/14 |
| CINCINNATI | 30,351 | June 23/09 | 25,129 | June 26/08 |
| COLORADO | 33,910 | June 24/07 | 20,032 | June 7/02 |
| HOUSTON (NL) | 21,494 | May 21/11 | 15,478 | May 20/11 |
| LOS ANGELES (NL) | 47,156 | May 7/16 | 22,763 | June 19/07 |
| MIAMI | 44,106 | June 10/15 | 17,582 | June 8/15 |
| MILWAUKEE (NL) | 45,088 | July 1/14 | 17,615 | June 17/05 |
| MONTREAL | 50,436 | July 1/97 | 20,074 | July 6/01 |
| NEW YORK (NL) | 37,252 | July 1/98 | 23,129 | July 17/00 |
| PHILADELPHIA | 45,512 | July 1/11 | 16,446 | May 7/14 |
| PITTSBURGH | 32,036 | June 11/03 | 14,090 | June 10/03 |
| SAN DIEGO | 47,301 | July 27/16 | 41,483 | July 25/16 |
| SAN FRANCISCO | 32,863 | May 15/13 | 18,081 | June 10/02 |
| ST. LOUIS | 45,726 | June 8/14 | 20,032 | June 13/05 |
| WASHINGTON | 41,677 | June 13/12 | 17,067 | June 28/06 |



BIographies
LAST SEASON
HISTORY
RECORDS
OPPONENTS
PLAYER DEV.
MEDIA & MISC.

BLUE JAYS ON THE ROAD

| AT | LARGEST | | SMALLEST | |
|------------------|---------|------------|----------|-------------|
| BALTIMORE | 47,900 | June 27/97 | 7,053 | Sept. 6/79 |
| BOSTON | 38,347 | May 21/09 | 7,542 | April 16/82 |
| CHICAGO (AL) | 42,796 | July 25/91 | 746 | April 9/97 |
| CLEVELAND | 61,340 | May 23/86 | 2,724 | April 28/77 |
| DETROIT | 52,528 | April 7/78 | 6,210 | Sept. 22/80 |
| HOUSTON (AL) | 29,399 | Aug. 3/16 | 15,777 | May 14/15 |
| KANSAS CITY | 41,086 | April 8/85 | 9,593 | April 27/09 |
| LOS ANGELES (AL) | 61,292 | July 4/95 | 10,239 | June 7/77 |
| MILWAUKEE (AL) | 53,852 | May 6/79 | 5,298 | April 21/82 |
| MINNESOTA | 53,067 | April 8/88 | 2,830 | Sept. 20/82 |
| NEW YORK (AL) | 55,367 | May 27/78 | 8,848 | Sept. 8/03 |
| OAKLAND | 46,770 | July 4/85 | 1,289 | Aug. 14/79 |
| SEATTLE | 56,120 | April 6/93 | 4,113 | June 1/79 |
| TAMPA BAY | 41,546 | April 3/01 | 8,193 | Aug. 4/03 |
| TEXAS | 48,336 | May 19/01 | 6,819 | May 13/82 |
| ARIZONA | 39,062 | June 22/02 | 16,155 | Sept. 4/13 |
| ATLANTA | 48,338 | June 27/98 | 15,178 | Sept. 16/15 |
| CHICAGO (NL) | 39,159 | June 7/05 | 38,086 | June 8/05 |
| CINCINNATI | 42,530 | June 21/14 | 28,277 | June 6/03 |
| COLORADO | 38,412 | June 29/16 | 26,011 | May 19/06 |
| MIAMI | 27,888 | June 24/12 | 10,242 | June 16/06 |
| HOUSTON (NL) | 34,925 | June 11/05 | 28,607 | June 10/05 |
| LOS ANGELES (NL) | 52,173 | June 8/07 | 24,977 | June 20/02 |
| MILWAUKEE | 42,221 | Aug. 19/14 | 32,223 | June 18/12 |
| MONTREAL | 22,489 | July 9/00 | 7,015 | June 17/01 |
| NEW YORK (NL) | 34,203 | July 16/01 | 14,513 | Sept. 3/97 |
| PHILADELPHIA | 44,958 | June 16/09 | 18,279 | July 13/01 |
| PITTSBURGH | 31,439 | May 3/14 | 22,983 | June 22/08 |
| SAN DIEGO | 40,511 | June 18/04 | 20,380 | June 2/13 |
| SAN FRANCISCO | 41,981 | June 5/13 | 37,574 | June 12/07 |
| ST. LOUIS | 40,289 | June 25/11 | 28,840 | June 4/03 |
| WASHINGTON | 39,859 | June 25/05 | 20,860 | June 19/09 |

TWENTY LARGEST HOME CROWDS

| ATTENDANCE | DATE | OPPONENT |
|------------|---------------------------|---------------|
| 50,560* | Friday, April 8, 2005 | Boston |
| 50,533* | Friday, April 9, 1993 | Cleveland |
| 50,532 | Saturday, July 31, 1993 | Detroit |
| 50,532 | Wednesday, Sept. 22, 1993 | Boston |
| 50,531 | Friday, July 16, 1993 | Kansas City |
| 50,530 | Tuesday, Aug. 10, 1993 | Minnesota |
| 50,530 | Saturday, June 11, 1994 | New York (AL) |
| 50,529 | Thursday, Sept. 8, 1993 | Oakland |
| 50,529 | Saturday, Sept. 10, 1993 | California |
| 50,529 | Sunday, May 29, 1994 | California |
| 50,529 | Saturday, July 23, 1994 | Texas |
| 50,528 | Thursday, June 17, 1993 | Boston |
| 50,528 | Thursday, July 29, 1993 | Detroit |
| 50,528 | Thursday, July 23, 1993 | Boston |
| 50,528 | Saturday, June 25, 1994 | Baltimore |
| 50,527 | Thursday, Aug. 12, 1993 | Minnesota |
| 50,527 | Friday, Aug. 20, 1993 | Seattle |
| 50,527 | Saturday, Sept. 25, 1993 | New York (AL) |
| 50,527 | Tuesday, Aug. 9, 1994 | Cleveland |
| 50,525 | Thursday, July 8, 1993 | Texas |
| 50,525 | Wednesday, Aug. 11, 1993 | Minnesota |
| 50,525 | Wednesday, Aug. 25, 1993 | Cleveland |

* Home Opener



HOW THEY HAVE DRAWN

ATTENDANCE RECAP 1977-2016

AMERICAN LEAGUE

| RANK | CLUB | DATES | ATTENDANCE | AVERAGE |
|------------------|-------------|--------------|-------------------|---------------|
| 1 | NEW YORK | 289 | 10,133,020 | 35,062 |
| 2 | BOSTON | 295 | 9,450,676 | 32,036 |
| 3 | BALTIMORE | 293 | 8,503,597 | 27,623 |
| 4 | DETROIT | 206 | 6,755,476 | 32,794 |
| 5 | OAKLAND | 198 | 5,894,386 | 29,770 |
| 6 | TEXAS* | 198 | 5,698,603 | 28,781 |
| 7 | CLEVELAND | 191 | 5,693,168 | 29,807 |
| 8 | KANSAS CITY | 193 | 5,649,914 | 29,274 |
| 9 | LOS ANGELES | 199 | 5,625,449 | 28,269 |
| 10 | SEATTLE | 198 | 5,611,780 | 28,342 |
| 11 | CHICAGO | 194 | 5,542,822 | 28,571 |
| 12 | MINNESOTA | 185 | 5,529,572 | 29,890 |
| 13 | MILWAUKEE | 132 | 4,287,402 | 32,480 |
| 14 | TAMPA BAY | 167 | 4,117,277 | 24,654 |
| 15 | HOUSTON | 13 | 388,144 | 29,857 |
| AL TOTALS | | 2,951 | 88,881,286 | 30,119 |

* Does not include game in Puerto Rico to start 2001 season

** Milwaukee moved over to the NL in 1998

NATIONAL LEAGUE

| RANK | CLUB | DATES | ATTENDANCE | AVERAGE |
|---------------------|---------------|--------------|-------------------|---------------|
| 1 | PHILADELPHIA* | 27 | 846,324 | 31,346 |
| 2 | MONTREAL | 23 | 653,451 | 28,411 |
| 3 | ATLANTA | 17 | 497,563 | 29,268 |
| 4 | NEW YORK | 14 | 424,946 | 30,353 |
| 5 | MIAMI | 15 | 371,609 | 24,773 |
| 6 | LOS ANGELES | 12 | 361,376 | 30,115 |
| 7 | WASHINGTON | 12 | 284,900 | 23,742 |
| 8 | CHICAGO | 9 | 247,188 | 27,465 |
| 9 | ST. LOUIS | 9 | 246,009 | 27,334 |
| 10 | COLORADO | 9 | 226,002 | 25,111 |
| 11 | SAN FRANCISCO | 8 | 184,795 | 23,099 |
| 12 | ARIZONA | 5 | 156,179 | 31,236 |
| 13 | MILWAUKEE | 5 | 142,733 | 28,547 |
| 14 | CINCINNATI | 6 | 139,808 | 20,363 |
| 15 | SAN DIEGO | 3 | 134,299 | 44,766 |
| 16 | PITTSBURGH | 6 | 108,797 | 18,133 |
| NL TOTALS | | 183 | 5,082,438 | 27,773 |
| GRAND TOTALS | | 3,134 | 93,963,724 | 29,982 |

*Three home games with the Phillies on June 25-27, 2010 were played in Philadelphia due to G20 Summit in Toronto

TOP ALL-TIME ATTENDANCE MARKS

FOUR MILLION CLUB

| | | | |
|----|--------------------------|------------------|-------------|
| 1. | Colorado Rockies | 4,483,350 | 1993 |
| 2. | New York Yankees | 4,287,132 | 2008 |
| 3. | New York Yankees | 4,271,083 | 2007 |
| 4. | New York Yankees | 4,248,067 | 2006 |
| 5. | New York Yankees | 4,090,696 | 2005 |
| 6. | Toronto Blue Jays | 4,057,947 | 1993 |
| 7. | New York Mets | 4,042,045 | 2008 |
| 8. | Toronto Blue Jays | 4,028,318 | 1992 |
| 9. | Toronto Blue Jays | 4,001,526 | 1991 |



ATTENDANCE YEAR-BY-YEAR

| | HOME | DATES | AVG. | AWAY | DATES | AVG. | TOTAL |
|--------------|-------------------|--------------|---------------|-------------------|--------------|---------------|--------------------|
| 1977 | 1,701,052 | 72 | 23,626 | 1,035,344 | 73 | 14,183 | 2,736,396 |
| 1978 | 1,562,585 | 73 | 21,405 | 1,264,940 | 71 | 17,816 | 2,827,525 |
| 1979 | 1,431,651 | 77 | 18,593 | 1,261,000 | 75 | 16,813 | 2,692,651 |
| 1980 | 1,400,327 | 75 | 18,671 | 1,285,409 | 77 | 16,694 | 2,685,736 |
| 1981 | 755,083 | 51 | 14,806 | 814,365 | 50 | 16,287 | 1,569,448 |
| 1982 | 1,275,978 | 77 | 16,571 | 1,392,301 | 77 | 18,082 | 2,668,279 |
| 1983 | 1,930,415 | 77 | 25,070 | 1,713,302 | 81 | 21,152 | 3,643,717 |
| 1984 | 2,110,009 | 79 | 26,709 | 1,709,172 | 77 | 22,197 | 3,819,181 |
| 1985 | 2,468,925 | 78 | 31,653 | 1,842,278 | 81 | 22,744 | 4,311,203 |
| 1986 | 2,455,477 | 78 | 31,480 | 1,716,243 | 81 | 21,188 | 4,171,720 |
| 1987 | 2,778,429 | 81 | 34,302 | 1,959,280 | 81 | 24,189 | 4,737,709 |
| 1988 | 2,595,175 | 81 | 32,039 | 1,972,865 | 81 | 24,356 | 4,568,040 |
| 1989 | 3,375,883 | 80 | 42,199 | 1,970,711 | 81 | 24,330 | 5,346,594 |
| 1990 | 3,885,284 | 81 | 47,966 | 2,039,772 | 81 | 25,182 | 5,925,056 |
| 1991 | 4,001,527 | 81 | 49,402 | 2,243,335 | 81 | 27,695 | 6,244,862 |
| 1992 | 4,028,318 | 81 | 49,732 | 2,301,012 | 81 | 28,408 | 6,329,330 |
| 1993 | 4,057,947 | 81 | 50,098 | 2,549,898 | 81 | 31,480 | 6,607,845 |
| 1994 | 2,907,933 | 59 | 49,287 | 1,775,829 | 55 | 32,288 | 4,683,762 |
| 1995 | 2,826,483 | 72 | 39,257 | 1,770,541 | 70 | 25,293 | 4,597,024 |
| 1996 | 2,559,573 | 81 | 31,600 | 1,980,397 | 81 | 24,449 | 4,539,970 |
| 1997 | 2,589,297 | 81 | 31,967 | 2,118,030 | 81 | 26,149 | 4,707,327 |
| 1998 | 2,454,283 | 81 | 30,300 | 2,164,254 | 81 | 26,719 | 4,618,537 |
| 1999 | 2,163,464 | 81 | 26,709 | 2,161,286 | 81 | 26,683 | 4,324,750 |
| 2000 | 1,819,886 | 81 | 22,468 | 2,207,931 | 81 | 27,258 | 4,027,817 |
| 2001* | 1,895,547 | 80 | 23,694 | 2,219,908 | 80 | 27,749 | 4,115,455 |
| 2002 | 1,636,904 | 81 | 20,209 | 2,086,535 | 81 | 25,760 | 3,723,439 |
| 2003 | 1,799,458 | 81 | 22,216 | 2,120,472 | 81 | 26,179 | 3,919,930 |
| 2004 | 1,900,041 | 81 | 23,457 | 2,127,243 | 78 | 27,272 | 4,027,284 |
| 2005 | 2,014,987 | 81 | 24,876 | 2,421,950 | 81 | 29,901 | 4,436,937 |
| 2006 | 2,302,212 | 81 | 28,422 | 2,313,400 | 81 | 28,560 | 4,615,612 |
| 2007 | 2,360,648 | 81 | 29,144 | 2,529,543 | 81 | 31,229 | 4,890,191 |
| 2008 | 2,400,416 | 81 | 29,635 | 2,409,512 | 80 | 30,119 | 4,809,928 |
| 2009 | 1,876,129 | 81 | 23,162 | 2,198,842 | 80 | 27,486 | 4,074,971 |
| 2010 | 1,625,555 | 81 | 20,069 | 2,249,636 | 81 | 27,773 | 3,875,191 |
| 2011 | 1,818,103 | 81 | 22,446 | 2,240,354 | 81 | 27,659 | 4,058,457 |
| 2012 | 2,099,663 | 81 | 25,922 | 2,326,019 | 80 | 29,075 | 4,425,682 |
| 2013 | 2,536,562 | 81 | 31,316 | 2,271,147 | 81 | 28,039 | 4,807,709 |
| 2014 | 2,375,525 | 81 | 29,327 | 2,406,394 | 81 | 29,709 | 4,781,919 |
| 2015 | 2,794,891 | 81 | 34,505 | 2,193,264 | 79 | 27,763 | 4,988,155 |
| 2016 | 3,392,099 | 81 | 41,878 | 2,435,293 | 81 | 30,065 | 5,827,392 |
| TOTAL | 93,963,724 | 3,134 | 29,982 | 79,796,732 | 3,120 | 25,576 | 173,760,456 |

* Does not include game played in Puerto Rico, April 1, 2001 (19,891) vs. Texas

HOME SELLOUT STREAKS — REGULAR SEASON

DATES

- 60 — May 18, 1990 to April 8, 1991 (Opening Day)
- 50 — June 9, 1993 to April 4, 1994 (Opening Day)
- 46 — May 27, 1992 to September 15, 1992
- 39 — July 4, 1991 to April 11, 1992 (2nd game)
- 38 — July 13, 1989 to April 10, 1990 (Opening Day)



ATTENDANCE AT THE BREAK

| YEAR | W-L | PCT. | POS. | GBL | HOME ATTENDANCE |
|-------|-------|------|------|-------|-----------------|
| 1977 | 34-58 | .370 | 7th | -19.0 | 1,020,152 |
| 1978 | 32-53 | .376 | 7th | -26.0 | 804,890 |
| 1979 | 29-64 | .312 | 7th | -31.5 | 785,030 |
| 1980 | 33-43 | .434 | 7th | -17.0 | 675,556 |
| 1981* | 16-42 | .276 | 7th | -19.0 | 426,795 |
| 1982 | 37-47 | .440 | 7th | -11.5 | 637,057 |
| 1983 | 43-33 | .566 | 1st | +1.0 | 786,503 |
| 1984 | 50-34 | .595 | 2nd | -7.0 | 1,247,799 |
| 1985 | 53-35 | .602 | 1st | +2.5 | 1,123,502 |
| 1986 | 47-43 | .522 | 5th | -10.5 | 1,442,158 |
| 1987 | 51-36 | .586 | 2nd | -3.0 | 1,413,455 |
| 1988 | 42-46 | .477 | 6th | -11.5 | 1,473,480 |
| 1989 | 42-45 | .483 | T4th | -7.0 | 1,559,163 |
| 1990 | 47-38 | .553 | 2nd | -0.5 | 2,288,900 |
| 1991 | 49-34 | .590 | 1st | +5.5 | 2,090,001 |
| 1992 | 53-34 | .609 | 1st | +4.0 | 2,416,036 |
| 1993 | 49-40 | .551 | 1st | +0.5 | 2,340,240 |
| 1994 | 38-48 | .442 | 5th | -12.5 | 2,116,873 |
| 1995* | 27-40 | .403 | 5th | -11.5 | 1,295,643 |
| 1996 | 38-49 | .437 | 3rd | -15.0 | 1,289,964 |
| 1997 | 40-43 | .482 | T3rd | -14.0 | 1,547,513 |
| 1998 | 46-42 | .523 | 3rd | -18.5 | 1,319,694 |
| 1999 | 47-43 | .522 | 3rd | -7.0 | 1,181,546 |
| 2000 | 48-41 | .539 | 2nd | 0.0 | 816,825 |
| 2001 | 42-46 | .477 | 3rd | -11.0 | 1,041,822 |
| 2002 | 34-52 | .395 | 4th | -20.5 | 766,790 |
| 2003 | 49-46 | .516 | 3rd | -9.0 | 1,087,864 |
| 2004 | 39-49 | .443 | 4th | -17.0 | 913,198 |
| 2005 | 44-44 | .500 | 4th | -5.5 | 910,866 |
| 2006 | 49-39 | .557 | 3rd | -4.5 | 1,186,106 |
| 2007 | 43-44 | .494 | T2nd | -10.0 | 1,194,984 |
| 2008 | 47-48 | .495 | 4th | -9.0 | 1,293,270 |
| 2009 | 44-46 | .489 | 4th | -11.0 | 982,117 |
| 2010 | 44-45 | .494 | 4th | -12.5 | 783,773 |
| 2011 | 44-45 | .494 | 4th | -12.5 | 913,846 |
| 2012 | 43-43 | .500 | T4th | -9.5 | 1,107,908 |
| 2013 | 45-49 | .479 | 5th | -11.5 | 1,445,173 |
| 2014 | 49-47 | .510 | 2nd | -4.0 | 1,249,746 |
| 2015 | 45-46 | .495 | 4th | -4.5 | 1,232,303 |
| 2016 | 51-40 | .560 | 3rd | -2.0 | 1,845,707 |

* Strike Season



MEDIA & MISC. | PLAYER DEV. | OPPONENTS | RECORDS | HISTORY | LAST SEASON | BIOGRAPHIES

INDIVIDUAL RECORDS

BLUE JAYS CAREER GAMES BY POSITION

GAMES BY POSITION (TOP 5)

| CATCHERS | (70) |
|-----------------|-------------|
| ERINE WHITT | 1159 |
| PAT BORDERS | 691 |
| DARRIN FLETCHER | 516 |
| GREGG ZAUN | 483 |
| BUCK MARTINEZ | 441 |

| FIRST BASEMEN | (103) |
|----------------------|--------------|
| CARLOS DELGADO | 1168 |
| WILLIE UPSHAW | 950 |
| JOHN OLERUD | 766 |
| LYLE OVERBAY | 703 |
| JOHN MAYBERRY | 494 |

| SECOND BASEMEN | (85) |
|-----------------------|-------------|
| DAMASO GARCIA | 869 |
| AARON HILL | 746 |
| ROBERTO ALOMAR | 695 |
| ORLANDO HUDSON | 454 |
| MANUEL LEE | 344 |

| SHORTSTOPS | (68) |
|-------------------|-------------|
| TONY FERNANDEZ | 1104 |
| ALFREDO GRIFFIN | 907 |
| ALEX GONZALEZ | 874 |
| MANUEL LEE | 365 |
| JOHN McDONALD | 361 |

| THIRD BASEMEN | (106) |
|----------------------|--------------|
| KELLY GRUBER | 829 |
| ED SPRAGUE | 814 |
| RANCE MULLINIKS | 725 |
| GARTH IORG | 556 |
| ROY HOWELL | 489 |

| OUTFIELDERS | (173) |
|--------------------|--------------|
| VERNON WELLS | 1367 |
| LLOYD MOSEBY | 1349 |
| GEORGE BELL | 1066 |
| JESSE BARFIELD | 996 |
| JOSE BAUTISTA | 849 |

| PITCHERS | (360) |
|-----------------|--------------|
| JASON FRASOR | 505 |
| DUANE WARD | 452 |
| TOM HENKE | 446 |
| DAVE STIEB | 439 |
| CASEY JANSSEN | 389 |

HOME RUN RECORDS BY POSITION (SEASON)

| POSITION | PLAYER | HR | YEAR |
|-----------------|----------------|-----------|-------------|
| 1B | Carlos Delgado | 41 | 2000 |
| 2B | Aaron Hill | 36 | 2009 |
| 3B | Tony Batista | 41 | 2000 |
| SS | Tony Batista | 26 | 1999 |
| LF | George Bell | 45 | 1987 |
| CF | Vernon Wells | 33 | 2003 |
| RF | Shawn Green | 42 | 1999 |
| C | J.P. Arencibia | 23 | 2011 |
| DH | Brad Fullmer | 32 | 2000 |

BIOGRAPHIES

LAST SEASON

HISTORY

RECORDS

OPPONENTS

PLAYER DEV.

MEDIA & MISC.



BATTING LEADERS

| * League Leader | | Bold = Club Record | | | | | | | | |
|-----------------|------------------|--------------------|---------------------|-----|-----------------|------|-----------------|------|-------------------|-----|
| Year | AVG (350 AB) | AB | R | H | | | | 2B | | |
| 1977 | R. Howell | .316 | B. Bailor | 496 | B. Bailor | 62 | B. Bailor | 154 | R. Fairly | 24 |
| 1978 | R. Carty | .284 | B. Bailor | 621 | B. Bailor | 74 | B. Bailor | 164 | B. Bailor | 29 |
| 1979 | A. Griffin | .287 | A. Griffin | 624 | A. Griffin | 81 | A. Griffin | 179 | R. Bosetti | 35 |
| 1980 | A. Woods | .300 | A. Griffin | 653 | A. Griffin | 63 | A. Griffin | 166 | D. Garcia | 30 |
| 1981 | L. Moseby | .233 | A. Griffin | 388 | L. Moseby | 36 | L. Moseby | 88 | A. Griffin | 19 |
| 1982 | D. Garcia | .310 | D. Garcia | 597 | D. Garcia | 89 | D. Garcia | 185 | D. Garcia | 32 |
| 1983 | B. Bonnell | .318 | W. Upshaw | 579 | L. Moseby | 104 | W. Upshaw | 177 | R. Mulliniks | 34 |
| 1984 | D. Collins | .308 | D. Garcia | 633 | L. Moseby | 97 | D. Garcia | 180 | G. Bell | 39 |
| 1985 | R. Mulliniks | .295 | G. Bell | 607 | J. Barfield | 94 | D. Garcia | 169 | J. Barfield | 34 |
| 1986 | T. Fernandez | .310 | T. Fernandez | 687 | J. Barfield | 107 | T. Fernandez | 213 | G. Bell | 38 |
| 1987 | T. Fernandez | .322 | G. Bell | 610 | G. Bell | 111 | G. Bell | 188 | G. Bell | 32 |
| 1988 | M. Lee | .291 | T. Fernandez | 648 | F. McGriff | 100 | T. Fernandez | 186 | T. Fernandez | 41 |
| 1989 | G. Bell | .297 | G. Bell | 613 | F. McGriff | 98 | G. Bell | 182 | G. Bell | 41 |
| 1990 | F. McGriff | .300 | T. Fernandez | 635 | K. Gruber | 92 | T. Fernandez | 175 | K. Gruber | 36 |
| | | | | | | | | | M. Wilson | 36 |
| 1991 | R. Alomar | .295 | D. White | 642 | D. White | 110 | R. Alomar | 188 | J. Carter | 42 |
| 1992 | R. Alomar | .310 | D. White | 641 | R. Alomar | 105 | R. Alomar | 177 | D. Winfield | 32 |
| 1993 | J. Olerud | .363* | P. Molitor | 636 | P. Molitor | 121 | P. Molitor | 211* | J. Olerud | 54* |
| 1994 | P. Molitor | .341 | P. Molitor | 454 | P. Molitor | 86 | P. Molitor | 155 | P. Molitor | 30 |
| 1995 | R. Alomar | .300 | J. Carter | 558 | E. Sprague | 77 | R. Alomar | 155 | J. Olerud | 32 |
| 1996 | O. Nixon | .286 | J. Carter | 625 | E. Sprague | 88 | J. Carter | 158 | J. Carter | 35 |
| | | | | | | | | | E. Sprague | 35 |
| 1997 | S. Green | .287 | J. Carter | 612 | C. Delgado | 79 | J. Carter | 143 | C. Delgado | 42 |
| 1998 | T. Fernandez | .321 | S. Green | 630 | S. Green | 106 | S. Green | 175 | C. Delgado | 43 |
| 1999 | T. Fernandez | .328 | S. Green | 614 | S. Green | 134 | S. Green | 190 | S. Green | 45* |
| 2000 | C. Delgado | .344 | T. Batista | 620 | C. Delgado | 115 | C. Delgado | 196 | C. Delgado | 57* |
| 2001 | S. Stewart | .316 | S. Stewart | 640 | S. Stewart | 103 | S. Stewart | 202 | S. Stewart | 44 |
| 2002 | S. Stewart | .303 | V. Wells | 608 | C. Delgado | 103 | S. Stewart | 175 | E. Hinske | 38 |
| | | | | | S. Stewart | 103 | | | S. Stewart | 38 |
| 2003 | V. Wells | .317 | V. Wells | 678 | V. Wells | 118 | V. Wells | 215* | V. Wells | 49* |
| 2004 | A. Rios | .286 | E. Hinske | 570 | V. Wells | 82 | V. Wells | 146 | V. Wells | 34 |
| 2005 | F. Catalanotto | .301 | V. Wells | 620 | S. Hillenbrand | 91 | S. Hillenbrand | 173 | S. Hillenbrand | 36 |
| 2006 | R. Jonhson | .319 | V. Wells | 611 | T. Glaus | 105 | V. Wells | 185 | L. Overbay | 46 |
| 2007 | A. Rios | .297 | A. Rios | 643 | A. Rios | 114 | A. Rios | 191 | A. Hill | 47 |
| 2008 | V. Wells | .300 | A. Rios | 635 | A. Rios | 91 | A. Rios | 185 | A. Rios | 47 |
| 2009 | A. Lind | .305 | A. Hill | 682 | A. Hill | 103 | A. Hill | 195 | A. Lind | 46 |
| 2010 | J. Buck | .281 | V. Wells | 590 | J. Bautista | 109 | V. Wells | 161 | V. Wells | 44 |
| 2011 | J. Bautista | .302 | J. Bautista | 513 | J. Bautista | 105 | J. Bautista | 155 | E. Encarnacion | 36 |
| | | | Y. Escobar | 513 | | | | | | |
| 2012 | E. Encarnacion | .280 | C. Rasmus | 565 | E. Encarnacion | 93 | E. Encarnacion | 152 | B. Lawrie | 26 |
| 2013 | A. Lind | .288 | E. Encarnacion | 530 | E. Encarnacion | 90 | E. Encarnacion | 144 | E. Encarnacion | 29 |
| 2014 | M. Cabrera | .301 | J. Reyes | 610 | J. Bautista | 101 | J. Reyes | 175 | M. Cabrera | 35 |
| 2015 | J. Donaldson | .297 | J. Donaldson | 620 | J. Donaldson | 122* | J. Donaldson | 184 | J. Donaldson | 41 |
| 2016 | J. Donaldson | .284 | E. Encarnacion | 601 | J. Donaldson | 122 | J. Donaldson | 164 | K. Pillar | 35 |

BIOGRAPHIES

LAST SEASON

HISTORY

RECORDS

OPPONENTS

PLAYER DEV.

MEDIA & MISC.



| Year | 3B | | HR | | RBI | | BB | | SO | |
|-------------|---------------------|------------|--------------------|------------|-------------------|-------------|--------------------|-------------|-------------------|-------------|
| 1977 | S. Stagg | 6 | R. Fairly | 19 | R. Fairly | 64 | O. Velez | 65 | O. Velez | 87 |
| 1978 | D. McKay | 8 | J. Mayberry | 22 | J. Mayberry | 70 | J. Mayberry | 61 | D. McKay | 90 |
| 1979 | A. Griffin | 10 | J. Mayberry | 21 | J. Mayberry | 74 | J. Mayberry | 69 | R. Howell | 91 |
| 1980 | A. Griffin | 15* | J. Mayberry | 30 | J. Mayberry | 82 | J. Mayberry | 77 | R. Howell | 92 |
| 1981 | A. Griffin | 6 | J. Mayberry | 17 | J. Mayberry | 43 | O. Velez | 55 | L. Moseby | 86 |
| 1982 | L. Moseby | 9 | W. Upshaw | 21 | W. Upshaw | 73 | W. Upshaw | 52 | L. Moseby | 106 |
| 1983 | A. Griffin | 9 | J. Barfield | 27 | W. Upshaw | 104 | C. Johnson | 67 | J. Barfield | 110 |
| 1984 | D. Collins | 15* | W. Upshaw | 27 | L. Moseby | 92 | L. Moseby | 78 | L. Moseby | 122 |
| | L. Moseby | 15* | G. Bell | 26 | G. Bell | 95 | L. Moseby | 76 | J. Barfield | 143 |
| 1985 | T. Fernandez | 10 | G. Bell | 28 | G. Bell | 108 | W. Upshaw | 78 | J. Barfield | 146 |
| 1986 | T. Fernandez | 9 | J. Barfield | 40* | J. Barfield | 108 | G. Bell | 108 | G. Bell | 134* |
| 1987 | T. Fernandez | 8 | G. Bell | 47 | G. Bell | 97 | L. Moseby | 70 | J. Barfield | 141 |
| 1988 | L. Moseby | 7 | F. McGriff | 34 | G. Bell | 104 | F. McGriff | 79 | F. McGriff | 149 |
| 1989 | T. Fernandez | 9 | F. McGriff | 36* | G. Bell | 104 | F. McGriff | 119 | F. McGriff | 132 |
| 1990 | T. Fernandez | 17* | F. McGriff | 35 | K. Gruber | 118 | F. McGriff | 94 | F. McGriff | 108 |
| 1991 | R. Alomar | 11 | J. Carter | 33 | J. Carter | 108 | J. Olerud | 68 | D. White | 135 |
| 1992 | R. Alomar | 8 | J. Carter | 34 | J. Carter | 119 | R. Alomar | 87 | D. White | 133 |
| 1993 | T. Fernandez | 9 | J. Carter | 33 | J. Carter | 121 | J. Olerud | 114 | D. White | 127 |
| 1994 | D. White | 6 | J. Carter | 27 | J. Carter | 103 | J. Olerud | 61 | D. White | 95 |
| 1995 | R. Alomar | 7 | J. Carter | 25 | J. Carter | 76 | J. Olerud | 84 | A. Gonzalez | 114 |
| 1996 | J. Carter | 7 | E. Sprague | 36 | J. Carter | 107 | O. Nixon | 71 | E. Sprague | 146 |
| 1997 | S. Stewart | 7 | C. Delgado | 30 | J. Carter | 102 | C. Delgado | 64 | C. Delgado | 133 |
| 1998 | S. Green | 4 | C. Delgado | 46 | C. Delgado | 115 | C. Delgado | 73 | J. Canseco | 159* |
| 1999 | H. Bush | 4 | C. Delgado | 44 | C. Delgado | 134 | C. Delgado | 86 | C. Delgado | 141 |
| 2000 | J. Cruz | 5 | T. Batista | 41 | C. Delgado | 137 | C. Delgado | 123 | J. Cruz | 129 |
| | S. Stewart | 5 | C. Delgado | 41 | C. Delgado | 102 | C. Delgado | 111 | A. Gonzalez | 149 |
| 2001 | S. Stewart | 7 | C. Delgado | 39 | C. Delgado | 108 | C. Delgado | 102 | E. Hinske | 138 |
| 2002 | S. Stewart | 6 | C. Delgado | 33 | C. Delgado | 145* | C. Delgado | 109 | C. Delgado | 137 |
| 2003 | F. Catalanotto | 6 | C. Delgado | 42 | C. Delgado | 99 | C. Delgado | 69 | C. Delgado | 115 |
| | O. Hudson | 6 | C. Delgado | 32 | V. Wells | 28 | G. Zaun | 73 | E. Hinske | 121 |
| 2004 | O. Hudson | 7 | C. Delgado | 32 | V. Wells | 28 | G. Zaun | 73 | E. Hinske | 121 |
| | A. Rios | 7 | V. Wells | 28 | V. Wells | 28 | G. Zaun | 73 | E. Hinske | 121 |
| 2005 | R. Johnson | 6 | V. Wells | 28 | V. Wells | 28 | G. Zaun | 73 | E. Hinske | 121 |
| | A. Rios | 6 | T. Glaus | 38 | V. Wells | 38 | T. Glaus | 86 | T. Glaus | 134 |
| 2006 | A. Rios | 6 | T. Glaus | 38 | V. Wells | 38 | T. Glaus | 86 | T. Glaus | 134 |
| 2007 | A. Rios | 7 | F. Thomas | 26 | F. Thomas | 95 | F. Thomas | 81 | A. Rios | 103 |
| 2008 | A. Rios | 8 | F. Thomas | 26 | F. Thomas | 95 | F. Thomas | 81 | A. Rios | 103 |
| 2009 | J. Bautista | 3 | V. Wells | 20 | A. Rios | 79 | L. Overbay | 74 | L. Overbay | 116 |
| | V. Wells | 3 | A. Hill | 36 | A. Lind | 114 | M. Scutaro | 90 | A. Lind | 110 |
| 2010 | F. Lewis | 5 | J. Bautista | 54* | J. Bautista | 124 | J. Bautista | 100 | A. Lind | 144 |
| 2011 | R. Davis | 6 | J. Bautista | 43* | J. Bautista | 103 | J. Bautista | 132* | J. Arencibia | 133 |
| 2012 | C. Rasmus | 5 | E. Encarnacion | 42 | E. Encarnacion | 110 | E. Encarnacion | 84 | K. Johnson | 159 |
| 2013 | A. Gose | 5 | E. Encarnacion | 36 | E. Encarnacion | 104 | E. Encarnacion | 82 | J. Arencibia | 148 |
| | M. Kawasaki | 5 | E. Encarnacion | 36 | E. Encarnacion | 104 | E. Encarnacion | 82 | J. Arencibia | 148 |
| 2014 | J. Reyes | 4 | J. Bautista | 35 | J. Bautista | 103 | J. Bautista | 104 | C. Rasmus | 124 |
| 2015 | R. Goins | 4 | J. Donaldson | 41 | J. Donaldson | 123* | J. Bautista | 110* | J. Donaldson | 133 |
| 2016 | J. Donaldson | 5 | E. Encarnacion | 42 | E. Encarnacion | 127 | J. Donaldson | 109 | M. Saunders | 157 |



| Year | SLG % | OBP % | SB | SH | SF |
|-------------|------------------------|------------------------|----------------------|--------------------|-------------------|
| 1977 | R. Fairly .465 | R. Howell .386 | B. Bailor 15 | A. Ashby 10 | O. Velez 6 |
| 1978 | R. Carty .481 | R. Carty .340 | R. Bosetti 6 | L. Gomez 19 | J. Mayberry 7 |
| 1979 | J. Mayberry .461 | J. Mayberry .372 | A. Griffin 21 | A. Griffin 16 | R. Bosetti 7 |
| 1980 | O. Velez .487 | O. Velez .365 | A. Griffin 18 | A. Griffin 10 | A. Griffin 5 |
| | | | | L. Moseby 10 | R. Howell 5 |
| 1981 | L. Moseby .357 | L. Moseby .278 | D. Garcia 13 | A. Woods 8 | L. Moseby 4 |
| 1982 | W. Upshaw .443 | B. Bonnell .345 | D. Garcia 54 | A. Griffin 11 | G. Iorg 7 |
| 1983 | W. Upshaw .515 | L. Moseby .376 | D. Collins 31 | A. Griffin 11 | W. Upshaw 7 |
| | | | D. Garcia 31 | | |
| 1984 | C. Johnson .507 | C. Johnson .390 | D. Collins 60 | A. Griffin 13 | B. Martinez 9 |
| 1985 | J. Barfield .536 | R. Mulliniks .383 | L. Moseby 37 | T. Fernandez 7 | G. Bell 8 |
| 1986 | J. Barfield .559 | J. Barfield .368 | L. Moseby 32 | T. Fernandez 5 | R. Leach 7 |
| | | | | | L. Moseby 7 |
| 1987 | G. Bell .605 | T. Fernandez .379 | L. Moseby 39 | G. Iorg 6 | G. Bell 9 |
| 1988 | F. McGriff .552 | F. McGriff .376 | L. Moseby 31 | K. Gruber 5 | G. Bell 8 |
| | | | | N. Liriano 5 | |
| 1989 | F. McGriff .525 | F. McGriff .399 | L. Moseby 24 | N. Liriano 10 | G. Bell 14 |
| 1990 | F. McGriff .530 | F. McGriff .400 | T. Fernandez 26 | M. Wilson 6 | K. Gruber 13 |
| 1991 | J. Carter .503 | R. Alomar .354 | R. Alomar 53 | R. Alomar 16 | J. Olerud 10 |
| 1992 | J. Carter .498 | R. Alomar .405 | R. Alomar 49 | M. Lee 8 | J. Carter 13 |
| 1993 | J. Olerud .599 | J. Olerud .473* | R. Alomar 55 | P. Borders 7 | J. Carter 10 |
| 1994 | J. Carter .524 | P. Molitor .410 | P. Molitor 20 | D. Schofield 8 | J. Carter 13 |
| 1995 | S. Green .509 | J. Olerud .398 | R. Alomar 30 | A. Gonzalez 9 | R. Alomar 7 |
| | | | | | E. Sprague 7 |
| 1996 | E. Sprague .496 | J. Olerud .382 | O. Nixon 54 | D. Cedeno 7 | C. Delgado 8 |
| | | | | A. Gonzalez 7 | |
| 1997 | C. Delgado .528 | O. Merced .352 | O. Nixon 47 | A. Gonzalez 11 | J. Carter 9 |
| 1998 | C. Delgado .592 | T. Fernandez .387 | S. Stewart 51 | A. Gonzalez 13 | D. Fletcher 7 |
| 1999 | S. Green .588 | T. Fernandez .427 | S. Stewart 37 | H. Bush 8 | C. Delgado 7 |
| 2000 | C. Delgado .664 | C. Delgado .470 | R. Mondesi 22 | A. Gonzalez 16* | B. Fullmer 6 |
| 2001 | C. Delgado .540 | C. Delgado .408 | J. Cruz Jr. 32 | A. Gonzalez 7 | A. Gonzalez 10 |
| 2002 | C. Delgado .549 | C. Delgado .406 | S. Stewart 14 | D. Berg 4 | 3 players tied 8 |
| 2003 | C. Delgado .593 | C. Delgado .426 | E. Hinske 12 | K. Cash 5 | S. Stewart 8 |
| | | | | | V. Wells 8 |
| 2004 | C. Delgado .535 | C. Delgado .372 | A. Rios 15 | 4 players tied 3 | C. Delgado 11 |
| 2005 | V. Wells .463 | F. Catalanotto .367 | A. Rios 14 | F. Catalanotto 4 | R. Adams 8 |
| | | | | K. Huckaby 4 | V. Wells 8 |
| 2006 | V. Wells .542 | R. Johnson .390 | V. Wells 17 | J. McDonald 6 | A. Rios 10 |
| 2007 | M. Stairs .549 | F. Thomas .377 | A. Rios 17 | J. McDonald 12 | A. Rios 7 |
| 2008 | V. Wells .496 | L. Overbay .358 | A. Rios 32 | D. Eckstein 9 | M. Scutaro 7 |
| 2009 | A. Lind .562 | M. Scutaro .379 | A. Rios 19 | J. Bautista 6 | 3 players tied 7 |
| 2010 | J. Bautista .617 | J. Bautista .378 | F. Lewis 17 | Y. Escobar 7 | J. Buck 6 |
| 2011 | J. Bautista .608* | J. Bautista .447 | R. Davis 34 | C. Patterson 6 | A. Lind 8 |
| 2012 | E. Encarnacion .557 | E. Encarnacion .384 | R. Davis 46 | Y. Escobar 7 | E. Encarnacion 7 |
| 2013 | E. Encarnacion .534 | E. Encarnacion .370 | R. Davis 45 | M. Kawasaki 10 | E. Encarnacion 5 |
| 2014 | E. Encarnacion .547 | J. Bautista .403 | J. Reyes 30 | M. Kawasaki 8 | J. Bautista 6 |
| | | | | | D. Navarro 6 |
| 2015 | J. Donaldson .568 | J. Bautista .377 | K. Pillar 25 | R. Goins 7 | J. Donaldson 10 |
| | | | | | E. Encarnacion 10 |
| 2016 | J. Donaldson .549 | J. Donaldson .404 | K. Pillar 14 | E. Carrera 7 | E. Encarnacion 8 |



| Year | IBB | Pinch-Hits | Hitting Streaks |
|-------------|------------------|------------------------|-------------------------------------|
| 1977 | R. Fairly | 11 S. Ewing | 10 R. Howell (May 10-25) |
| 1978 | R. Carty | 5 O. Velez | 8 D. McKay (May 19-June 2) |
| 1979 | J. Mayberry | 7 O. Velez | 5 A. Griffin (Aug. 28-Sept. 12) |
| 1980 | J. Mayberry | 9 S. Braun | 9 A. Griffin (Aug. 13-Sept. 1) |
| | | | J. Mayberry (May 31-June 18) |
| 1981 | A. Woods | 5 W. Upshaw | 4 D. Garcia (May 29-June 9) |
| 1982 | W. Upshaw | 8 W. Nordhagen | 11 D. Garcia (Aug. 4-21) |
| 1983 | C. Johnson | 8 R. Mulliniks | 10 D. Garcia (June 21-July 16) |
| | W. Upshaw | 8 | L. Moseby (July 27-Aug. 16) |
| 1984 | W. Upshaw | 14 C. Johnson | 11 D. Garcia (April 15-May 1) |
| 1985 | E. Whitt | 9 R. Mulliniks | 9 J. Barfield (May 8-26) |
| | | | D. Garcia (July 23-Aug. 10) |
| 1986 | J. Barfield | 5 G. Iorg | 10 D. Garcia (June 15-July 8) |
| | | R. Leach | 10 |
| 1987 | G. Bell | 7 R. Mulliniks | 8 T. Fernandez (Aug. 23-Sept. 18) |
| 1988 | J. Barfield | 6 R. Mulliniks | 6 K. Gruber (June 22-July 4) |
| | L. Moseby | 6 | |
| 1989 | F. McGriff | 12 B. Brenly | 6 G. Bell (Aug. 8-31) |
| 1990 | F. McGriff | 12 R. Mulliniks | 8 T. Fernandez (April 10-25) |
| | | | K. Gruber (Sept. 10-25) |
| 1991 | J. Carter | 12 P. Tabler | 9 R. Alomar (May 24-June 9) |
| 1992 | J. Olerud | 11 J. Olerud | 4 D. Winfield (April 22-May 9) |
| 1993 | J. Olerud | 33 T. Ward | 2 J. Olerud (May 26-June 22) |
| 1994 | J. Olerud | 12 M. Huff | 3 J. Carter (April 12-28) |
| 1995 | J. Olerud | 10 M. Huff | 4 R. Alomar (Aug. 5-21) |
| 1996 | J. Olerud | 6 R. Perez | 5 O. Nixon (June 4-July 6) |
| 1997 | C. Delgado | 9 C. Delgado | 4 C. Delgado (Sept. 11-28) |
| 1998 | C. Delgado | 13 F. Crespo | 2 C. Delgado (May 21-June 9) |
| | | D. Fletcher | 2 |
| | | J. Samuel | 2 |
| 1999 | T. Fernandez | 11 W. Greene | 6 S. Green (June 29-July 31) |
| 2000 | C. Delgado | 18 D. Fletcher | 4 C. Delgado (June 4-29) |
| | | T. Greene | 4 |
| 2001 | C. Delgado | 22 T. Fernandez | 16 J. Cruz Jr. (April 4-27) |
| 2002 | C. Delgado | 18 D. Fletcher | 4 V. Wells (June 7-26) |
| | | | S. Stewart (May 24-June 6) |
| 2003 | C. Delgado | 23 T. Wilson | 7 M. Bordick (July 18-Aug. 13) |
| | | | R. Johnson (Aug. 30-Sept. 23) |
| | | | V. Wells (June 6-28) |
| 2004 | C. Delgado | 12 C. Gomez | 4 V. Wells (May 8-26) |
| 2005 | E. Hinske | 4 R. Adams | 5 A. Hill (June 27-July 15) |
| | | O. Hudson | 5 |
| 2006 | L. Overbay | 7 F. Catalanotto | 5 B. Molina (May 23-June 20) |
| 2007 | G. Zaun | 8 M. Stairs | 7 A. Hill (Sept. 14-end of season) |
| | | | F. Thomas (Aug. 20-Sept. 5) |
| 2008 | M. Stairs | 9 M. Stairs | 5 A. Rios (Aug. 30-Sept. 11) |
| 2009 | A. Lind | 7 R. Barajas | 3 S. Rolen (June 8-July 8) |
| 2010 | L. Overbay | 7 4 Players tied | 1 A. Lind (July 1-22) |
| | | | V. Wells (May 21-June 6) |
| 2011 | J. Bautista | 24* 10 Players tied | 1 E. Encarnacion (July 31-Aug. 14) |
| 2012 | E. Encarnacion | 12 D. Cooper | 4 3 players tied |
| 2013 | E. Encarnacion | 7 A. Lind | 7 B. Lawrie (July 29-Aug. 9) |
| 2014 | J. Bautista | 11 A. Lind/D. Navarro | 5 M. Cabrera (March 31-April 15) |
| 2015 | Encarnacion | 5 J. Smoak | 6 E. Encarnacion (July 26-Aug. 31) |
| 2016 | Donaldson | 6 D. Barney/J. Smoak | 3 D. Travis (Sept. 3-20) |



PITCHING LEADERS

* League Leader **Bold = Club Record**

| Year | W | L | ERA (MIN 162 INN) | G |
|------|-------------------------------|-----|-----------------------------|--------------------------------|
| 1977 | D. Lemanczyk | 13 | J. Garvin 18 | J. Garvin 4.19 |
| 1978 | J. Clancy | 10 | J. Jefferson 16 | J. Clancy 4.09 |
| 1979 | T. Underwood | 9 | P. Huffman 18 | T. Underwood 3.69 |
| 1980 | J. Clancy | 13 | J. Clancy 16 | J. Clancy 3.30 |
| 1981 | D. Stieb | 11 | L. Leal 13 | D. Stieb 3.19 |
| 1982 | D. Stieb | 17 | L. Leal 15 | D. Stieb 3.25 |
| 1983 | D. Stieb | 17 | J. Gott 14 | D. Stieb 3.04 |
| 1984 | D. Alexander | 17 | J. Clancy 15 | D. Stieb 2.83 |
| 1985 | D. Alexander | 17 | D. Stieb 13 | D. Stieb 2.48* |
| 1986 | J. Clancy | 14 | J. Clancy 14 | J. Key 3.57 |
| | J. Key | 14 | | |
| | M. Eichhorn | 14 | | |
| 1987 | J. Key | 17 | J. Clancy 11 | J. Key 2.76* |
| 1988 | D. Stieb | 16 | J. Clancy 13 | D. Stieb 3.04 |
| | | | M. Flanagan 13 | |
| 1989 | D. Stieb | 17 | J. Key 14 | J. Cerutti 3.07 |
| 1990 | D. Stieb | 18 | T. Stottlemire 17 | D. Stieb 2.93 |
| 1991 | J. Key | 17 | J. Key 12 | J. Key 3.05 |
| 1992 | J. Morris | 21 | J. Key 13 | J. Guzman 2.64 |
| 1993 | P. Hentgen | 19 | T. Stottlemire 12 | P. Hentgen 3.87 |
| | | | J. Morris 12 | |
| 1994 | P. Hentgen | 13 | J. Guzman 11 | P. Hentgen 3.40 |
| 1995 | A. Leiter | 11 | J. Guzman 14 | A. Leiter 3.64 |
| | | | P. Hentgen 14 | |
| 1996 | P. Hentgen | 20 | E. Hanson 17 | J. Guzman 2.93* |
| 1997 | R. Clemens | 21* | W. Williams 14 | R. Clemens 2.05* |
| 1998 | R. Clemens | 20* | J. Guzman 12 | R. Clemens 2.65* |
| 1999 | D. Wells | 17 | P. Hentgen 12 | P. Hentgen 4.74 |
| 2000 | D. Wells | 20* | K. Escobar 15 | D. Wells 4.11 |
| 2001 | C. Carpenter | 11 | C. Carpenter 11 | C. Carpenter 4.09 |
| | E. Loaiza | 11 | | |
| | P. Quantrill | 11 | | |
| 2002 | R. Halladay | 19 | E. Loaiza 10 | R. Halladay 2.93 |
| 2003 | R. Halladay 22* | | C. Lidle 15 | R. Halladay 3.25 |
| 2004 | T. Lilly | 12 | M. Batista 13 | T. Lilly 4.06 |
| 2005 | G. Chacin | 13 | J. Towers 12 | R. Halladay 2.41 |
| | J. Towers | 13 | | |
| 2006 | R. Halladay | 16 | T. Lilly 13 | R. Halladay 3.19 |
| 2007 | R. Halladay | 16 | D. McGowan 10 | R. Halladay 3.71 |
| | | | J. Towers 10 | |
| 2008 | R. Halladay | 20 | R. Halladay 11 | R. Halladay 2.78 |
| 2009 | R. Halladay | 17 | S. Richmond 11 | R. Halladay 2.79 |
| 2010 | B. Cecil | 15 | R. Romero 9 | S. Marcum 3.64 |
| 2011 | R. Romero | 15 | 3 players 11 | R. Romero 2.92 |
| 2012 | B. Morrow | 10 | H. Alvarez 14 | H. Alvarez 4.85 |
| | | | R. Romero 14 | |
| 2013 | R. Dickey | 14 | R. Dickey 13 | M. Buehrle 4.15 |
| 2014 | R. Dickey | 14 | R. Dickey 13 | M. Buehrle 3.39 |
| | | | D. Hutchison 13 | |
| 2015 | M. Buehrle | 15 | R. Dickey 11 | M. Estrada 3.13 |
| 2016 | J. Happ | 20 | R. Dickey 15 | A. Sanchez 3.00 |
| | | | | R. Osuna 68 |
| | | | | R. Osuna 72 |

BIographies

LAST SEASON

HISTORY

RECORDS

OPPONENTS

PLAYER DEV.

MEDIA & MISC.



| Year | GS | CG | SV | ShO | | |
|------|---|----------------|---------------------|---------------------|-------------------|-----------------|
| 1977 | J. Garvin D. Lemanczyk | 34 34 | J. Garvin 12 | P. Vuckovich 8 | 3 pitchers 1 | |
| 1978 | J. Clancy J. Jefferson T. Underwood | 30 30 30 | J. Jefferson 9 | V. Cruz 9 | J. Jefferson 2 | |
| 1979 | T. Underwood | 32 | T. Underwood 12 | T. Buskey 7 | D. Lemanczyk 3 | |
| 1980 | J. Clancy | 34 | J. Clancy 15 | J. Garvin 8 | D. Steib 4 | |
| 1981 | D. Stieb | 25 | D. Stieb 11 | J. McLaughlin 10 | D. Steib 2 | |
| 1982 | J. Clancy | 40* | D. Stieb | 19 | D. Steib | 5 |
| 1983 | D. Stieb | 36 | D. Stieb 14 | R. Moffitt 11 | D. Steib 4 | |
| 1984 | J. Clancy | 36* | D. Alexander 11 | R.L. Jackson 10 | 3 tied at 2 | |
| 1985 | D. Alexander D. Stieb | 36 36 | D. Stieb 8 | J. Key 10 | B. Caudill 14 | D. Steib 2 |
| 1986 | J. Key | 35 | J. Clancy 6 | T. Henke 27 | J. Clancy 3 | |
| 1987 | J. Clancy | 37 | J. Key 8 | T. Henke 34* | 3 pitchers 1 | |
| 1988 | M. Flanagan | 34 | D. Stieb 8 | T. Henke 25 | D. Steib 4 | |
| 1989 | D. Stieb J. Key | 33 33 | J. Key 5 | T. Henke 20 | D. Steib 2 | |
| 1990 | D. Stieb T. Stottlemyre | 33 33 | T. Stottlemyre 4 | T. Henke 32 | D. Steib 2 | |
| 1991 | T. Stottlemyre | 34 | T. Candiotti 3 | T. Henke 32 | J. Key 2 | |
| 1992 | J. Morris | 34 | J. Morris 6 | T. Henke 34 | J. Key 2 | |
| 1993 | J. Guzman | 33 | T. Stottlemyre 6 | D. Ward | 45 | 4 pitchers 1 |
| 1994 | J. Guzman | 25 | J. Morris 4 | D. Hall 17 | P. Hentgen 3 | |
| 1995 | P. Hentgen | 30 | P. Hentgen 6 | D. Hall 17 | P. Hentgen 3 | |
| 1996 | E. Hanson P. Hentgen | 35 35 | D. Cone 5 | T. Castillo 13 | D. Cone 2 | |
| 1997 | P. Hentgen | 35 | P. Hentgen 10 | M. Timlin 31 | P. Hentgen 3 | |
| 1998 | R. Clemens | 33 | R. Clemens 9* | K. Escobar 14 | R. Clemens 3* | |
| 1999 | P. Hentgen D. Wells | 34 34 | P. Hentgen 9* | R. Myers 28 | P. Hentgen 3* | |
| 2000 | D. Wells | 35* | R. Clemens 5 | B. Koch 31 | R. Clemens 3 | |
| 2001 | C. Carpenter | 34 | D. Wells 7* | B. Koch 33 | 3 pitchers 1 | |
| 2002 | R. Halladay | 34 | E. Loaiza 3 | B. Koch 36 | C. Carpenter 2 | |
| 2003 | R. Halladay | 36* | R. Halladay 9* | K. Escobar 38 | R. Halladay 1 | |
| 2004 | T. Lilly | 32 | E. Loaiza 3 | A. Lopez 14 | R. Halladay 2* | |
| 2005 | G. Chacin | 34 | T. Lilly 2 | J. Frasor 17 | 4 pitchers 1 | |
| 2006 | R. Halladay T. Lilly | 32 32 | M. Batista 2 | M. Batista 31 | R. Halladay 2 | |
| 2007 | R. Halladay | 31 | R. Halladay 4 | B.J. Ryan 38 | A.J. Burnett 1 | |
| 2008 | A. Burnett | 34 | R. Halladay 7* | J. Accardo 30 | R. Halladay 1 | |
| 2009 | R. Halladay | 32 | R. Halladay 9* | B.J. Ryan 32 | R. Halladay 2 | |
| 2010 | R. Romero | 32 | R. Halladay 9* | J. Frasor 11 | J. Listch 2 | |
| 2011 | R. Romero | 32 | R. Romero 3 | K. Gregg 37 | R. Halladay 4* | |
| 2012 | R. Romero | 32 | R. Romero 4 | F. Francisco 17 | B. Morrow 1 | |
| 2013 | R. Dickey | 34 | B. Morrow 3 | C. Janssen 22 | R. Romero 2 | |
| 2014 | R. Dickey | 34 | R. Dickey 3 | C. Janssen 34 | B. Morrow 1 | |
| 2015 | R. Dickey | 33 | 3 players 1 | C. Janssen 25 | R. Dickey 1 | |
| 2016 | Happ/Stroman | 32 | M. Buehrle 4 | R. Osuna 20 | M. Buehrle 1 | |
| | | | None - | R. Osuna 36 | D. Hutchison 1 | |
| | | | | | M. Stroman 1 | |
| | | | | | 2 players 1 | |
| | | | | | None | |



| Year | IP | SO | BB |
|------|-----------------------|------------------------|----------------------|
| 1977 | D. Lemanczyk 252.0 | J. Garvin 127 | D. Lemanczyk 87 |
| 1978 | J. Jefferson 211.2 | T. Underwood 139 | J. Clancy 91 |
| 1979 | T. Underwood 227.0 | T. Underwood 127 | T. Underwood 95 |
| 1980 | J. Clancy 250.2 | J. Clancy 152 | J. Clancy 128 |
| 1981 | D. Steib 183.2 | D. Steib 89 | J. Clancy 64 |
| 1982 | D. Steib 288.1 | D. Steib 141 | L. Leal 79 |
| 1983 | D. Steib 278.0 | D. Steib 187 | D. Stieb 83 |
| 1984 | D. Steib 267.0 | D. Steib 198 | Clancy/Stieb 88 |
| 1985 | D. Steib 265.0 | D. Steib 167 | D. Stieb 96 |
| 1986 | J. Key 232.0 | M. Eichhorn | D. Stieb 87 |
| 1987 | J. Key 261.0 | J. Clancy 180 | D. Stieb 87 |
| 1988 | M. Flanagan 211.0 | D. Steib 147 | M. Flanagan 80 |
| 1989 | J. Key 216.0 | D. Ward 122 | D. Stieb 76 |
| 1990 | D. Steib 208.2 | D. Steib 125 | T. Stottlemyre 69 |
| 1991 | T. Stottlemyre 219.0 | D. Ward 132 | T. Stottlemyre 75 |
| 1992 | J. Morris 240.2 | J. Guzman 165 | J. Morris 80 |
| 1993 | J. Guzman 221.0 | J. Guzman 194 | J. Guzman 110 |
| 1994 | P. Hentgen 174.2 | P. Hentgen 147 | J. Guzman 76 |
| 1995 | P. Hentgen 202.2 | A. Leiter 153 | A. Leiter 108 |
| 1996 | P. Hentgen 265.2 | P. Hentgen 177 | E. Hanson 102 |
| 1997 | R. Clemens 264.0 | R. Clemens 292* | P. Hentgen 71 |
| | P. Hentgen 264.0 | | |
| 1998 | R. Clemens 234.2 | R. Clemens 271* | R. Clemens 88 |
| 1999 | D. Wells 231.2 | D. Wells 169 | K. Escobar 81 |
| 2000 | D. Wells 229.2 | D. Wells 166 | K. Escobar 85 |
| 2001 | C. Carpenter 215.2 | C. Carpenter 157 | C. Carpenter 75 |
| 2002 | R. Halladay 239.1 | R. Halladay 168 | J. Miller 66 |
| 2003 | R. Halladay 266.0* | R. Halladay 204 | K. Escobar 78 |
| 2004 | M. Batista 198.2 | T. Lilly 168 | M. Batista 96 |
| 2005 | J. Towers 208.2 | G. Chacin 121 | G. Chacin 70 |
| 2006 | R. Halladay 220.0 | T. Lilly 160 | T. Lilly 81 |
| 2007 | R. Halladay 225.1 | A. Burnett 176 | A. Burnett 66 |
| 2008 | R. Halladay 246.0* | A. Burnett 231* | A. Burnett 86 |
| 2009 | R. Halladay 239.0 | R. Halladay 208 | R. Romero 79 |
| 2010 | R. Romero 210.0 | B. Morrow 178 | R. Romero 82 |
| 2011 | R. Romero 225 | B. Morrow 203 | R. Romero 80 |
| 2012 | H. Alvarez 187.1 | R. Romero 124 | R. Romero 105* |
| 2013 | R. Dickey 224.2 | R. Dickey 177 | R. Dickey 71 |
| 2014 | R. Dickey 215.2 | D. Hutchison 184 | R. Dickey 74 |
| 2015 | R. Dickey 214.1 | M. Estrada 131 | R. Dickey 61 |
| 2016 | M. Stroman 204.0 | M. Stroman 166 | M. Estrada 65 |

10 CONSECUTIVE HITS

The Toronto Blue Jays tied an American League record September 4, 1992 at SkyDome by collecting 10 consecutive hits in an eight-run second inning against the Minnesota Twins.

The Blue Jays tied the mark set by the Boston Red Sox on June 2, 1901 and equalled by the Detroit Tigers on September 20, 1983.

The Major League record of 12 straight hits was set by the St. Louis Cardinals in 1920 and equalled by the Brooklyn Dodgers in 1930.

With one out in the second, Toronto's Kelly Gruber reached on an infield single against Twins' starter Kevin Tapani. Singles by Pat Borders and Manuel Lee scored Gruber to cut Minnesota's lead to 3-1.

Devon White doubled in a run and Roberto Alomar followed with a two-run single to give the Blue Jays a 4-3 lead. Joe Carter tripled home Alomar and scored on Dave Winfield's single off reliever Tom Edens. Winfield was thrown out at second for the inning's second out, but John Olerud singled and scored on Candy Maldonado's triple to open a 7-3 cushion. Gruber's bloop double to right-center scored Maldonado which snapped the string of 10 straight hits.

Borders fled to center to end the inning.

Toronto's previous club record was nine consecutive hits, set against California on July 3, 1992.



FIELDING PERCENTAGE - LEAGUE LEADERS

| YEAR | PLAYER | POSITION | % |
|------|-----------------|----------|-------|
| 1984 | Rance Mulliniks | 3B | .968 |
| 1985 | Rance Mulliniks | 3B | .971 |
| 1986 | Rance Mulliniks | 3B | .975 |
| | Tony Fernandez | SS | .983 |
| 1988 | Fred McGriff | 1B | 1.000 |
| 1989 | Tony Fernandez | SS | .992 |
| 1990 | Manuel Lee | 2B | .993 |
| 1991 | Devon White | CF | .998 |
| 1995 | Roberto Alomar | 2B | .994 |
| 1997 | Alex Gonzalez | SS | .986 |
| 2004 | Vernon Wells | CF | .997 |
| | Eric Hinske | 3B | .978 |
| 2005 | Vernon Wells | CF | 1.000 |
| 2009 | Lyle Overbay | 1B | .998 |
| 2010 | Vernon Wells | CF | 1.000 |

18 Blue Jays pitchers have led or tied for league lead in fielding (35 or more chances).

SHUTOUTS

The Blue Jays have played 97 games that have resulted in a 1-0 decision and are 51-46 in those contests.

| Year by Year | W | L | Year by Year | W | L |
|--------------|----|----|--------------|------------|------------|
| 1977 | 3 | 15 | 1998 | 11 | 4 |
| 1978 | 5 | 19 | 1999 | 9 | 8 |
| 1979 | 7 | 15 | 2000 | 4 | 7 |
| 1980 | 9 | 12 | 2001 | 10 | 9 |
| 1981 | 4 | 20 | 2002 | 6 | 6 |
| 1982 | 13 | 9 | 2003 | 6 | 5 |
| 1983 | 8 | 8 | 2004 | 11 | 12 |
| 1984 | 10 | 4 | 2005 | 8 | 14 |
| 1985 | 9 | 4 | 2006 | 6 | 6 |
| 1986 | 12 | 6 | 2007 | 9 | 4 |
| 1987 | 8 | 10 | 2008 | 13 | 12 |
| 1988 | 17 | 3 | 2009 | 10 | 5 |
| 1989 | 12 | 7 | 2010 | 11 | 8 |
| 1990 | 9 | 10 | 2011 | 10 | 8 |
| 1991 | 16 | 9 | 2012 | 11 | 9 |
| 1992 | 14 | 10 | 2013 | 11 | 8 |
| 1993 | 11 | 1 | 2014 | 16 | 11 |
| 1994 | 4 | 4 | 2015 | 10 | 5 |
| 1995 | 8 | 10 | 2016 | 10 | 8 |
| 1996 | 7 | 9 | Total | 373 | 337 |
| 1997 | 16 | 11 | | | |



SINGLE SEASON

BATTING DEPARTMENTS

BATTING AVERAGE (450PA)

| | | |
|---------------------|------|------|
| 1. John Olerud | 1993 | .363 |
| 2. Carlos Delgado | 2000 | .344 |
| 3. Paul Molitor | 1994 | .341 |
| 4. Paul Molitor | 1993 | .332 |
| 5. Tony Fernandez | 1999 | .328 |
| 6. Roberto Alomar | 1993 | .326 |
| 7. Tony Fernandez | 1987 | .322 |
| 8. Tony Fernandez | 1998 | .321 |
| 9. Homer Bush | 1999 | .320 |
| 10. Shannon Stewart | 2000 | .319 |

GAMES

| | | |
|-------------------|------|-----|
| 1. Tony Fernandez | 1986 | 163 |
| 2. Carlos Delgado | 2001 | 162 |
| Carlos Delgado | 2000 | 162 |
| Jose Cruz | 2000 | 162 |
| Joe Carter | 1991 | 162 |
| Alfredo Griffin | 1983 | 162 |
| Alfredo Griffin | 1982 | 162 |
| Rick Bosetti | 1979 | 162 |
| 9. 8 players tied | | 161 |

HITS

| | | |
|--------------------|------|-----|
| 1. Vernon Wells | 2003 | 215 |
| 2. Tony Fernandez | 1986 | 213 |
| 3. Paul Molitor | 1993 | 211 |
| 4. Shannon Stewart | 2001 | 202 |
| 5. John Olerud | 1993 | 200 |
| 6. George Bell | 1986 | 198 |
| 7. Carlos Delgado | 2000 | 196 |
| 8. Aaron Hill | 2009 | 195 |
| 9. Roberto Alomar | 1993 | 192 |
| 10. Alex Rios | 2007 | 191 |

AT BATS

| | | |
|---------------------|------|-----|
| 1. Tony Fernandez | 1986 | 687 |
| 2. Aaron Hill | 2009 | 682 |
| 3. Vernon Wells | 2003 | 678 |
| 4. Alfredo Griffin | 1980 | 653 |
| 5. Tony Fernandez | 1988 | 648 |
| 6. Alex Rios | 2007 | 643 |
| 7. Devon White | 1991 | 642 |
| 8. Devon White | 1992 | 641 |
| George Bell | 1986 | 641 |
| 10. Shannon Stewart | 2001 | 640 |

RUNS

| | | |
|--------------------|------|-----|
| 1. Shawn Green | 1999 | 134 |
| 2. Josh Donaldson | 2015 | 122 |
| Josh Donaldson | 2016 | 122 |
| 4. Paul Molitor | 1993 | 121 |
| 5. Vernon Wells | 2003 | 118 |
| 6. Carlos Delgado | 2003 | 117 |
| 7. Devon White | 1993 | 116 |
| 8. Carlos Delgado | 2000 | 115 |
| 9. Alex Rios | 2007 | 114 |
| 10. Carlos Delgado | 1999 | 113 |

DOUBLES

| | | |
|---------------------|------|----|
| 1. Carlos Delgado | 2000 | 57 |
| 2. John Olerud | 1993 | 54 |
| 3. Vernon Wells | 2003 | 49 |
| 4. Aaron Hill | 2007 | 47 |
| Alex Rios | 2008 | 47 |
| 6. Lyle Overbay | 2006 | 46 |
| Adam Lind | 2009 | 46 |
| 8. Eric Hinske | 2003 | 45 |
| Shawn Green | 1999 | 45 |
| 10. Shannon Stewart | 2001 | 44 |
| Vernon Wells | 2010 | 44 |

TRIPLES

| | | |
|-------------------|------|----|
| 1. Tony Fernandez | 1990 | 17 |
| 2. Dave Collins | 1984 | 15 |
| Lloyd Moseby | 1984 | 15 |
| Alfredo Griffin | 1980 | 15 |
| 5. Roberto Alomar | 1991 | 11 |
| 6. Devon White | 1995 | 10 |
| Tony Fernandez | 1981 | 10 |
| Alfredo Griffin | 1979 | 10 |
| 9. 8 players tied | | 9 |

HOME RUNS

| | | |
|--------------------|------|----|
| 1. Jose Bautista | 2010 | 54 |
| 2. George Bell | 1987 | 47 |
| 3. Jose Canseco | 1998 | 46 |
| 4. Carlos Delgado | 1999 | 44 |
| 5. Jose Bautista | 2011 | 43 |
| 6. Carlos Delgado | 2003 | 42 |
| Shawn Green | 1999 | 42 |
| Edwin Encarnacion | 2012 | 42 |
| Edwin Encarnacion | 2016 | 42 |
| 10. Carlos Delgado | 2000 | 41 |
| Tony Batista | 2000 | 41 |
| Josh Donaldson | 2015 | 41 |

TOTAL BASES

| | | |
|-------------------|------|-----|
| 1. Carlos Delgado | 2000 | 378 |
| 2. Vernon Wells | 2003 | 373 |
| 3. George Bell | 1987 | 369 |
| 4. Shawn Green | 1999 | 361 |
| 5. Josh Donaldson | 2015 | 352 |
| 6. Jose Bautista | 2010 | 351 |
| 7. George Bell | 1986 | 341 |
| 8. Aaron Hill | 2009 | 340 |
| 9. Carlos Delgado | 2003 | 338 |
| 10. John Olerud | 1993 | 330 |
| Adam Lind | 2009 | 330 |

RUNS BATTED IN

| | | |
|----------------------|------|-----|
| 1. Carlos Delgado | 2003 | 145 |
| 2. Carlos Delgado | 2000 | 137 |
| 3. Carlos Delgado | 1999 | 134 |
| George Bell | 1987 | 134 |
| 5. Edwin Encarnacion | 2016 | 127 |
| 6. Jose Bautista | 2010 | 124 |
| 7. Shawn Green | 1999 | 123 |
| Josh Donaldson | 2015 | 123 |
| 9. Joe Carter | 1993 | 121 |
| 10. Joe Carter | 1992 | 119 |

TIMES ON BASE

| | | |
|-------------------|------|-----|
| 1. Carlos Delgado | 2000 | 334 |
| 2. John Olerud | 1993 | 321 |
| 3. Carlos Delgado | 2003 | 300 |
| 4. Jose Bautista | 2011 | 293 |
| 5. Paul Molitor | 1993 | 291 |
| 6. Carlos Delgado | 2001 | 287 |
| 7. Josh Donaldson | 2016 | 282 |
| 8. Roberto Alomar | 1993 | 277 |
| 9. Fred McGriff | 1989 | 271 |
| Jose Bautista | 2014 | 271 |

STOLEN BASES

| | | |
|--------------------|------|----|
| 1. Dave Collins | 1984 | 60 |
| 2. Roberto Alomar | 1993 | 55 |
| 3. Otis Nixon | 1996 | 54 |
| Damaso Garcia | 1982 | 54 |
| 5. Roberto Alomar | 1991 | 53 |
| 6. Shannon Stewart | 1998 | 51 |
| 7. Roberto Alomar | 1992 | 49 |
| 8. Otis Nixon | 1997 | 47 |
| 9. Damaso Garcia | 1984 | 46 |
| Rajai Davis | 2012 | 46 |

BASE ON BALLS

| | | |
|-------------------|------|-----|
| 1. Jose Bautista | 2011 | 132 |
| 2. Carlos Delgado | 2000 | 123 |
| 3. Fred McGriff | 1989 | 119 |
| 4. John Olerud | 1993 | 114 |
| 5. Carlos Delgado | 2001 | 111 |
| 6. Jose Bautista | 2015 | 110 |
| 7. Carlos Delgado | 2003 | 109 |
| Josh Donaldson | 2016 | 109 |
| 8. Jose Bautista | 2014 | 104 |
| 9. Carlos Delgado | 2002 | 102 |
| 10. Jose Bautista | 2010 | 100 |

IBB

| | | |
|-------------------|------|----|
| 1. John Olerud | 1993 | 33 |
| 2. Jose Bautista | 2011 | 24 |
| 3. Carlos Delgado | 2003 | 23 |
| 4. Carlos Delgado | 2001 | 22 |
| 5. Carlos Delgado | 2002 | 18 |
| Carlos Delgado | 2000 | 18 |
| 7. Willie Upshaw | 1984 | 14 |
| 8. Carlos Delgado | 1998 | 13 |
| 9. 5 players tied | | 12 |

HBP

| | | |
|---------------------|------|----|
| 1. Shea Hillenbrand | 2005 | 22 |
| 2. Reed Johnson | 2006 | 21 |
| 3. Reed Johnson | 2003 | 20 |
| 4. Carlos Delgado | 2003 | 19 |
| 5. Josh Phelps | 2003 | 17 |
| Charlie O'Brien | 1996 | 17 |
| 7. Carlos Delgado | 2001 | 16 |
| Reed Johnson | 2005 | 16 |
| 9. Carlos Delgado | 2000 | 15 |
| Carlos Delgado | 1999 | 15 |
| Shannon Stewart | 1998 | 15 |
| Ed Sprague | 1995 | 15 |

SLUGGING PCT (450PA)

| | | |
|--------------------|------|------|
| 1. Carlos Delgado | 2000 | .664 |
| 2. Jose Bautista | 2010 | .617 |
| 3. Jose Bautista | 2011 | .608 |
| 4. George Bell | 1987 | .605 |
| 5. John Olerud | 1993 | .599 |
| 6. Carlos Delgado | 2003 | .593 |
| 7. Carlos Delgado | 1998 | .592 |
| 8. Shawn Green | 1999 | .588 |
| 9. Carlos Delgado | 1999 | .571 |
| 10. Josh Donaldson | 2015 | .568 |

ON BASE PCT (450PA)

| | | |
|--------------------|------|------|
| 1. John Olerud | 1993 | .473 |
| 2. Carlos Delgado | 2000 | .470 |
| 3. Jose Bautista | 2011 | .447 |
| 4. Tony Fernandez | 1999 | .427 |
| 5. Carlos Delgado | 2003 | .426 |
| 6. Paul Molitor | 1994 | .410 |
| 7. Roberto Alomar | 1993 | .408 |
| Carlos Delgado | 2001 | .408 |
| 9. Carlos Delgado | 2002 | .406 |
| 10. Roberto Alomar | 1992 | .405 |

OPS (450PA)

| | | |
|--------------------|------|-------|
| 1. Carlos Delgado | 2000 | 1.134 |
| 2. John Olerud | 1993 | 1.072 |
| 3. Jose Bautista | 2011 | 1.056 |
| 4. Carlos Delgado | 2003 | 1.019 |
| 5. Jose Bautista | 2010 | .995 |
| 6. Carlos Delgado | 1998 | .978 |
| 7. Shawn Green | 1999 | .972 |
| 8. George Bell | 1987 | .957 |
| 9. Carlos Delgado | 2002 | .955 |
| 10. Josh Donaldson | 2016 | .953 |

HITTING STREAKS

| | | |
|-------------------|------|----|
| 1. Shawn Green | 1999 | 28 |
| 2. John Olerud | 1993 | 26 |
| Shannon Stewart | 1999 | 26 |
| Edwin Encarnacion | 2015 | 26 |
| 4. Scott Rolen | 2009 | 25 |
| 5. George Bell | 1989 | 22 |
| Carlos Delgado | 2000 | 22 |
| 7. Damaso Garcia | 1983 | 21 |
| Lloyd Moseby | 1983 | 21 |
| Dave Martinez | 2000 | 21 |

HITLESS STREAKS

| | | |
|-------------------|------|----|
| 1. Ed Sprague | 1994 | 35 |
| 2. Alex Gonzalez | 1996 | 33 |
| 3. Buck Martinez | 1985 | 32 |
| 4. Mike Stanley | 1998 | 30 |
| 5. Carlos Delgado | 1998 | 29 |
| 6. Tomas Perez | 1997 | 28 |
| Russ Adams | 2005 | 28 |
| 8. Tony Batista | 2000 | 27 |
| Troy Glaus | 2007 | 27 |
| J.P. Arenobibia | 2013 | 27 |



PITCHING DEPARTMENTS

ERA (Min. 162IP)

| | | |
|------------------|------|------|
| 1. Roger Clemens | 1997 | 2.05 |
| 2. Dave Stieb | 1985 | 2.48 |
| 3. Juan Guzman | 1992 | 2.64 |
| 4. Roger Clemens | 1998 | 2.65 |
| 5. Jimmy Key | 1987 | 2.76 |
| 6. Roy Halladay | 2008 | 2.78 |
| 7. Roy Halladay | 2009 | 2.79 |
| 8. Dave Stieb | 1984 | 2.83 |
| 9. Ricky Romero | 2011 | 2.92 |
| 10. Juan Guzman | 1996 | 2.93 |
| Dave Stieb | 1990 | 2.93 |
| Roy Halladay | 2002 | 2.93 |

GAMES STARTED

| | | |
|-----------------|------|----|
| 1. Jim Clancy | 1982 | 40 |
| 2. Luis Leal | 1982 | 38 |
| Dave Stieb | 1982 | 38 |
| 4. Jim Clancy | 1987 | 37 |
| 5. Roy Halladay | 2003 | 36 |
| Jimmy Key | 1987 | 36 |
| Doyle Alexander | 1985 | 36 |
| Dave Stieb | 1985 | 36 |
| Jim Clancy | 1984 | 36 |
| Dave Stieb | 1983 | 36 |

SV PCT

(Min. 20 SVO)

| | | |
|------------------|------|--------------|
| 1. Casey Jansen | 2013 | 94.4 (34-36) |
| 2. Tom Henke | 1992 | 91.9 (34-37) |
| 3. Tom Henke | 1991 | 91.4 (32-35) |
| 4. BJ Ryan | 2006 | 90.5 (38-42) |
| 5. BJ Ryan | 2008 | 88.9 (32-36) |
| 6. Billy Koch | 1999 | 88.6 (31-35) |
| 7. Duane Ward | 1993 | 88.2 (45-51) |
| 8. Casey Jansen | 2012 | 88.0 (22-25) |
| 9. Roberto Osuna | 2015 | 87.0 (20-23) |
| 10. Billy Koch | 2000 | 86.8 (33-38) |

STRIKEOUTS

| | | |
|-------------------|------|-----|
| 1. Roger Clemens | 1997 | 292 |
| 2. Roger Clemens | 1998 | 271 |
| 3. A.J. Burnett | 2008 | 231 |
| 4. Roy Halladay | 2009 | 208 |
| 5. Roy Halladay | 2008 | 206 |
| 6. Roy Halladay | 2003 | 204 |
| 7. Brandon Morrow | 2011 | 203 |
| 8. Dave Stieb | 1984 | 198 |
| 9. Juan Guzman | 1993 | 194 |
| 10. Dave Stieb | 1983 | 187 |

WINS

| | | |
|------------------|------|----|
| 1. Roy Halladay | 2003 | 22 |
| 2. Roger Clemens | 1997 | 21 |
| Jack Morris | 1992 | 21 |
| 4. David Wells | 2000 | 20 |
| Roger Clemens | 1998 | 20 |
| Pat Hentgen | 1996 | 20 |
| Roy Halladay | 2008 | 20 |
| JA Happ | 2016 | 20 |
| 9. Roy Halladay | 2002 | 19 |
| Pat Hentgen | 1993 | 19 |

COMPLETE GAMES

| | | |
|--------------------|------|----|
| 1. Dave Stieb | 1982 | 19 |
| 2. Jim Clancy | 1980 | 15 |
| 3. Dave Stieb | 1983 | 14 |
| Dave Stieb | 1980 | 14 |
| 5. Tom Underwood | 1979 | 12 |
| Jerry Garvin | 1977 | 12 |
| 7. Doyle Alexander | 1984 | 11 |
| Dave Stieb | 1984 | 11 |
| Jim Clancy | 1983 | 11 |
| Jim Clancy | 1982 | 11 |
| Dave Stieb | 1981 | 11 |
| Dave Lemanczyk | 1979 | 11 |
| Dave Lemanczyk | 1977 | 11 |

W-L PCT

(Min. 15 decisions)

| | | |
|------------------|------|-------------|
| 1. Aaron Sanchez | 2016 | .882 (15-2) |
| 2. JA Happ | 2016 | .833 (20-4) |
| 3. Juan Guzman | 1993 | .824 (14-3) |
| 4. Jack Morris | 1992 | .778 (21-6) |
| 5. Roger Clemens | 1998 | .769 (20-6) |
| 6. Roy Halladay | 2006 | .762 (16-5) |
| Juan Guzman | 1992 | .762 (16-5) |
| 8. Roy Halladay | 2003 | .759 (22-7) |
| 9. Dave Stieb | 1990 | .750 (18-6) |
| Roy Halladay | 2005 | .750 (12-4) |
| Roger Clemens | 1997 | .750 (21-7) |

LOSSES

| | | |
|--------------------|------|----|
| 1. Phil Huffman | 1979 | 18 |
| Jerry Garvin | 1977 | 18 |
| 3. Erik Hanson | 1996 | 17 |
| Todd Stottlemyre | 1990 | 17 |
| Jesse Jefferson | 1977 | 17 |
| 6. Jim Clancy | 1980 | 16 |
| Tom Underwood | 1979 | 16 |
| Jesse Jefferson | 1978 | 16 |
| Dave Lemanczyk | 1977 | 16 |
| 10. 6 players tied | | 15 |

SHUTOUTS

| | | |
|-------------------|------|---|
| 1. Dave Stieb | 1982 | 5 |
| 2. Dave Stieb | 1988 | 4 |
| Dave Stieb | 1983 | 4 |
| Dave Stieb | 1980 | 4 |
| Roy Halladay | 2009 | 4 |
| 5. Brandon Morrow | 2012 | 3 |
| Roger Clemens | 1998 | 3 |
| Roger Clemens | 1997 | 3 |
| Pat Hentgen | 1997 | 3 |
| Pat Hentgen | 1996 | 3 |
| Pat Hentgen | 1994 | 3 |
| Jim Clancy | 1986 | 3 |
| Jim Clancy | 1982 | 3 |
| Dave Lemanczyk | 1979 | 3 |

INNINGS PITCHED

| | | |
|---------------------|------|-------|
| 1. Dave Stieb | 1982 | 288.1 |
| 2. Dave Stieb | 1983 | 278.0 |
| 3. Dave Stieb | 1984 | 267.0 |
| 4. Jim Clancy | 1982 | 266.2 |
| 5. Roy Halladay | 2003 | 266.0 |
| 6. Pat Hentgen | 1996 | 265.2 |
| 7. Dave Stieb | 1985 | 265.0 |
| 8. Roger Clemens | 1997 | 264.0 |
| Pat Hentgen | 1997 | 264.0 |
| 10. Doyle Alexander | 1984 | 261.2 |

GAMES PITCHED

| | | |
|--------------------|------|----|
| 1. Mark Eichhorn | 1987 | 89 |
| 2. Paul Quantrill | 1998 | 82 |
| 3. Duane Ward | 1991 | 81 |
| Scott Downs | 2007 | 81 |
| 5. Paul Quantrill | 2001 | 80 |
| S. Schoeneweis | 2005 | 80 |
| 7. Trevor Miller | 2003 | 79 |
| Duane Ward | 1992 | 79 |
| 9. Dan Plesac | 1998 | 78 |
| 10. Paul Quantrill | 1997 | 77 |

SAVES

| | | |
|----------------|------|----|
| 1. Duane Ward | 1993 | 45 |
| 2. B.J. Ryan | 2006 | 38 |
| Kelvin Escobar | 2002 | 38 |
| 4. Kevin Gregg | 2010 | 37 |
| 5. Billy Koch | 2001 | 36 |
| Roberto Osuna | 2016 | 36 |
| 7. Tom Henke | 1992 | 34 |
| Tom Henke | 1987 | 34 |
| Casey Janssen | 2013 | 34 |
| 10. Billy Koch | 2000 | 33 |

BASE ON BALLS

| | | |
|-------------------|------|-----|
| 1. Jim Clancy | 1980 | 128 |
| 2. Juan Guzman | 1993 | 110 |
| 3. Al Leiter | 1995 | 108 |
| 4. Erik Hanson | 1996 | 102 |
| 5. Miguel Batista | 2005 | 96 |
| Dave Stieb | 1985 | 96 |
| 7. Tom Underwood | 1979 | 95 |
| 8. Pat Hentgen | 1996 | 94 |
| 9. Dave Stieb | 1983 | 93 |
| 10. Jim Clancy | 1978 | 91 |

WINS BY RELIEVER

| | | |
|--------------------|------|----|
| 1. Mark Eichhorn | 1986 | 14 |
| 2. Jeff Musselman | 1987 | 12 |
| 3. Paul Quantrill | 2001 | 11 |
| Dennis Lamp | 1985 | 11 |
| 5. Mark Eichhorn | 1987 | 10 |
| Mike Timlin | 1991 | 10 |
| 7. Tom Henke | 1986 | 9 |
| Duane Ward | 1988 | 9 |
| Billy Koch | 2000 | 9 |
| 10. 5 players tied | | 8 |



BATTING DEPARTMENTS

GAMES

| | |
|--------------------|------|
| 1. Tony Fernandez | 1450 |
| 2. Carlos Delgado | 1423 |
| 3. Vernon Wells | 1393 |
| 4. Lloyd Moseby | 1392 |
| 5. Ernie Whitt | 1218 |
| 6. George Bell | 1181 |
| 7. Rance Mulliniks | 1115 |
| Willie Upshaw | 1115 |
| 9. Jose Bautista | 1078 |
| 10. Joe Carter | 1039 |

AT BATS

| | |
|----------------------|------|
| 1. Vernon Wells | 5470 |
| 2. Tony Fernandez | 5335 |
| 3. Lloyd Moseby | 5124 |
| 4. Carlos Delgado | 5008 |
| 5. George Bell | 4528 |
| 6. Joe Carter | 4093 |
| 7. Jose Bautista | 3777 |
| 8. Willie Upshaw | 3710 |
| 9. Edwin Encarnacion | 3645 |
| 10. Shannon Stewart | 3625 |

RUNS

| | |
|----------------------|-----|
| 1. Carlos Delgado | 889 |
| 2. Vernon Wells | 789 |
| 3. Lloyd Moseby | 768 |
| 4. Tony Fernandez | 704 |
| 5. Jose Bautista | 698 |
| 6. George Bell | 641 |
| 7. Shannon Stewart | 595 |
| 8. Edwin Encarnacion | 593 |
| 9. Joe Carter | 578 |
| 10. Willie Upshaw | 538 |

HITS

| | |
|--------------------|------|
| 1. Tony Fernandez | 1583 |
| 2. Vernon Wells | 1529 |
| 3. Carlos Delgado | 1413 |
| 4. Lloyd Moseby | 1319 |
| 5. George Bell | 1294 |
| 6. Shannon Stewart | 1082 |
| 7. Joe Carter | 1051 |
| 8. Damaso Garcia | 1028 |
| 9. Jose Bautista | 984 |
| 10. Willie Upshaw | 982 |

DOUBLES

| | |
|-----------------------|-----|
| 1. Carlos Delgado | 343 |
| 2. Vernon Wells | 339 |
| 3. Tony Fernandez | 291 |
| 4. Lloyd Moseby | 242 |
| 5. George Bell | 237 |
| 6. Shannon Stewart | 222 |
| 7. Joe Carter | 218 |
| 8. John Olerud | 213 |
| 9. Rance Mulliniks | 204 |
| 10. Edwin Encarnacion | 202 |

TRIPLES

| | |
|--------------------|----|
| 1. Tony Fernandez | 72 |
| 2. Lloyd Moseby | 60 |
| 3. Alfredo Griffin | 50 |
| 4. Willie Upshaw | 42 |
| 5. Roberto Alomar | 36 |
| Alex Rios | 36 |
| 7. Devon White | 34 |
| Shannon Stewart | 34 |
| 9. George Bell | 32 |
| 10. Vernon Wells | 30 |

HOME RUNS

| | |
|----------------------|-----|
| 1. Carlos Delgado | 336 |
| 2. Jose Bautista | 265 |
| 3. Edwin Encarnacion | 239 |
| 4. Vernon Wells | 223 |
| 5. Joe Carter | 203 |
| 6. George Bell | 202 |
| 7. Jesse Barfield | 179 |
| 8. Lloyd Moseby | 149 |
| 9. Adam Lind | 146 |
| 10. Ernie Whitt | 131 |

EXTRA BASE HITS

| | |
|----------------------|-----|
| 1. Carlos Delgado | 690 |
| 2. Vernon Wells | 592 |
| 3. George Bell | 471 |
| 4. Jose Bautista | 469 |
| 5. Lloyd Moseby | 451 |
| 6. Joe Carter | 449 |
| 7. Edwin Encarnacion | 445 |
| 8. Tony Fernandez | 423 |
| 9. Jesse Barfield | 368 |
| 10. Adam Lind | 354 |

RUNS BATTED IN

| | |
|----------------------|------|
| 1. Carlos Delgado | 1058 |
| 2. Vernon Wells | 813 |
| 3. George Bell | 740 |
| 4. Joe Carter | 736 |
| 5. Jose Bautista | 701 |
| 6. Edwin Encarnacion | 679 |
| 7. Lloyd Moseby | 651 |
| 8. Tony Fernandez | 613 |
| 9. Jesse Barfield | 527 |
| 10. Adam Lind | 519 |

SACRIFICE HITS

| | |
|--------------------|----|
| 1. Alfredo Griffin | 74 |
| 2. Alex Gonzalez | 64 |
| 3. Roberto Alomar | 39 |
| 4. Lloyd Moseby | 38 |
| 5. Tony Fernandez | 34 |
| John McDonald | 34 |
| 7. Al Woods | 31 |
| 8. Manuel Lee | 28 |
| 9. Damaso Garcia | 27 |
| Willie Upshaw | 27 |

SACRIFICE FLIES

| | |
|----------------------|----|
| 1. Joe Carter | 65 |
| 2. Carlos Delgado | 61 |
| 3. George Bell | 59 |
| 4. Vernon Wells | 56 |
| 5. Tony Fernandez | 44 |
| 6. Edwin Encarnacion | 41 |
| 7. Lloyd Moseby | 40 |
| 8. Jose Bautista | 37 |
| 9. Ernie Whitt | 36 |
| 10. Kelly Gruber | 35 |
| John Olerud | 35 |

STOLEN BASES

| | |
|--------------------|-----|
| 1. Lloyd Moseby | 255 |
| 2. Roberto Alomar | 206 |
| 3. Damaso Garcia | 194 |
| 4. Tony Fernandez | 172 |
| 5. Shannon Stewart | 166 |
| 6. Devon White | 126 |
| 7. Rajai Davis | 125 |
| 8. Alex Rios | 112 |
| 9. Otis Nixon | 101 |
| 10. Dave Collins | 91 |

WALKS

| | |
|----------------------|-----|
| 1. Carlos Delgado | 827 |
| 2. Jose Bautista | 719 |
| 3. Lloyd Moseby | 547 |
| 4. John Olerud | 514 |
| 5. Edwin Encarnacion | 477 |
| 6. Tony Fernandez | 439 |
| 7. Rance Mulliniks | 416 |
| 8. Vernon Wells | 406 |
| 9. Ernie Whitt | 403 |
| 10. Willie Upshaw | 390 |

INTENTIONAL WALKS

| | |
|----------------------|-----|
| 1. Carlos Delgado | 128 |
| 2. John Olerud | 87 |
| 3. Willie Upshaw | 46 |
| Jose Bautista | 46 |
| 5. Ernie Whitt | 42 |
| 6. Lloyd Moseby | 41 |
| 7. Joe Carter | 39 |
| 8. George Bell | 37 |
| 9. Edwin Encarnacion | 36 |
| 10. Tony Fernandez | 32 |

HIT BY PITCH

| | |
|----------------------|-----|
| 1. Carlos Delgado | 122 |
| 2. Reed Johnson | 80 |
| 3. Ed Sprague | 68 |
| 4. Shannon Stewart | 57 |
| 5. Lloyd Moseby | 50 |
| 6. Joe Carter | 49 |
| 7. Tony Fernandez | 48 |
| 8. Jose Bautista | 44 |
| 9. Edwin Encarnacion | 39 |
| 10. George Bell | 35 |
| Kelly Gruber | 35 |

TOTAL BASES

| | |
|----------------------|------|
| 1. Carlos Delgado | 2786 |
| 2. Vernon Wells | 2597 |
| 3. George Bell | 2201 |
| 4. Tony Fernandez | 2198 |
| 5. Lloyd Moseby | 2128 |
| 6. Jose Bautista | 1995 |
| 7. Joe Carter | 1934 |
| 8. Edwin Encarnacion | 1904 |
| 9. Jesse Barfield | 1672 |
| 10. Shannon Stewart | 1594 |

BATTING AVERAGE

| | |
|--------------------|------|
| (Min. 3000 PA) | |
| 1. Roberto Alomar | .307 |
| 2. Shannon Stewart | .298 |
| 3. Tony Fernandez | .297 |
| 4. John Olerud | .293 |
| 5. Damaso Garcia | .288 |
| 6. George Bell | .286 |
| 7. Alex Rios | .285 |
| 8. Carlos Delgado | .282 |
| 9. Rance Mulliniks | .280 |
| 10. Vernon Wells | .280 |

ON BASE PERCENTAGE

| | |
|----------------------|------|
| (Min. 3000 PA) | |
| 1. John Olerud | .395 |
| 2. Carlos Delgado | .392 |
| 3. Jose Bautista | .382 |
| 4. Roberto Alomar | .382 |
| 5. Rance Mulliniks | .365 |
| Shannon Stewart | .365 |
| 7. Edwin Encarnacion | .355 |
| 8. Tony Fernandez | .353 |
| 9. Willie Upshaw | .336 |
| 10. Alex Rios | .335 |

SLUGGING PERCENTAGE

| | |
|----------------------|------|
| (Min. 3000 PA) | |
| 1. Carlos Delgado | .556 |
| 2. Jose Bautista | .528 |
| 3. Edwin Encarnacion | .522 |
| 4. George Bell | .486 |
| 5. Jesse Barfield | .483 |
| 6. Vernon Wells | .475 |
| 7. Joe Carter | .473 |
| 8. John Olerud | .471 |
| 9. Adam Lind | .466 |
| 10. Roberto Alomar | .451 |

OPS

| | |
|----------------------|------|
| (Min. 3000 PA) | |
| 1. Carlos Delgado | .949 |
| 2. Jose Bautista | .910 |
| 3. Edwin Encarnacion | .878 |
| 4. John Olerud | .866 |
| 5. Roberto Alomar | .833 |
| 6. Jesse Barfield | .817 |
| 7. George Bell | .811 |
| 8. Shannon Stewart | .805 |
| 9. Vernon Wells | .804 |
| 10. Adam Lind | .794 |



PITCHING DEPARTMENTS

ERA (Min. 1500IP)

| | |
|-----------------|------|
| 1. Dave Stieb | 3.42 |
| 2. Jimmy Key | 3.42 |
| 3. Roy Halladay | 3.43 |
| 4. Jim Clancy | 4.10 |
| 5. Pat Hentgen | 4.28 |

WINS

| | |
|---------------------|-----|
| 1. Dave Stieb | 175 |
| 2. Roy Halladay | 148 |
| 3. Jim Clancy | 128 |
| 4. Jimmy Key | 116 |
| 5. Pat Hentgen | 107 |
| 6. David Wells | 84 |
| 7. Juan Guzman | 76 |
| 8. Todd Stottlemyre | 69 |
| 9. Kelvim Escobar | 58 |
| 10. Ricky Romero | 51 |
| Luis Leal | 51 |

LOSSES

| | |
|---------------------|-----|
| 1. Jim Clancy | 140 |
| 2. Dave Stieb | 134 |
| 3. Pat Hentgen | 85 |
| 4. Jimmy Key | 81 |
| 5. Roy Halladay | 76 |
| 6. Todd Stottlemyre | 70 |
| 7. Juan Guzman | 62 |
| 8. Luis Leal | 58 |
| 9. Jesse Jefferson | 56 |
| 10. Kelvim Escobar | 55 |
| David Wells | 55 |

GAMES

| | |
|-------------------|-----|
| 1. Jason Frasor | 505 |
| 2. Duane Ward | 452 |
| 3. Tom Henke | 446 |
| 4. Dave Stieb | 439 |
| 5. Casey Janssen | 389 |
| 6. Paul Quantrill | 386 |
| 7. Jim Clancy | 352 |
| 8. Scott Downs | 347 |
| 9. Brett Cecil | 330 |
| 10. Jimmy Key | 317 |

GAMES STARTED

| | |
|---------------------|-----|
| 1. Dave Stieb | 408 |
| 2. Jim Clancy | 345 |
| 3. Roy Halladay | 287 |
| 4. Jimmy Key | 250 |
| 5. Pat Hentgen | 238 |
| 6. Juan Guzman | 195 |
| 7. Todd Stottlemyre | 175 |
| 8. Luis Leal | 151 |
| 9. David Wells | 138 |
| 10. Chris Carpenter | 135 |

COMPLETE GAMES

| | |
|--------------------|-----|
| 1. Dave Stieb | 103 |
| 2. Jim Clancy | 73 |
| 3. Roy Halladay | 49 |
| 4. Pat Hentgen | 31 |
| 5. Jimmy Key | 28 |
| 6. Luis Leal | 27 |
| 7. Doyle Alexander | 25 |
| Dave Lemanczyk | 25 |
| 9. Jesse Jefferson | 21 |
| 10. Tom Underwood | 19 |

SHUTOUTS

| | |
|--------------------|----|
| 1. Dave Stieb | 30 |
| 2. Roy Halladay | 15 |
| 3. Jim Clancy | 11 |
| 4. Jimmy Key | 10 |
| 5. Pat Hentgen | 9 |
| 6. Roger Clemens | 6 |
| 7. Chris Carpenter | 5 |
| 8. Jesse Jefferson | 4 |
| Todd Stottlemyre | 4 |
| Brandon Morrow | 4 |

SAVES

| | |
|--------------------|-----|
| 1. Tom Henke | 217 |
| 2. Duane Ward | 121 |
| 3. Billy Koch | 100 |
| 4. B.J. Ryan | 75 |
| 5. Casey Janssen | 65 |
| 6. Kelvim Escobar | 58 |
| 7. Roberto Osuna | 56 |
| 8. Mike Timlin | 52 |
| 9. Kevin Gregg | 37 |
| 10. Miguel Batista | 36 |
| Jason Frasor | 36 |

INNINGS PITCHED

| | |
|---------------------|--------|
| 1. Dave Stieb | 2873.0 |
| 2. Jim Clancy | 2204.2 |
| 3. Roy Halladay | 2046.2 |
| 4. Jimmy Key | 1695.2 |
| 5. Pat Hentgen | 1636.0 |
| 6. Juan Guzman | 1215.2 |
| 7. David Wells | 1148.2 |
| 8. T. Stottlemyre | 1139.0 |
| 9. Luis Leal | 946.0 |
| 10. Chris Carpenter | 870.2 |

BASE ON BALLS

| | |
|---------------------|------|
| 1. Dave Stieb | 1020 |
| 2. Jim Clancy | 814 |
| 3. Pat Hentgen | 599 |
| 4. Juan Guzman | 546 |
| 5. Roy Halladay | 455 |
| 6. Todd Stottlemyre | 414 |
| 7. Jimmy Key | 404 |
| 8. Kelvim Escobar | 394 |
| 9. Ricky Romero | 354 |
| 10. Chris Carpenter | 331 |

STRIKEOUTS

| | |
|----------------------|------|
| 1. Dave Stieb | 1658 |
| 2. Roy Halladay | 1495 |
| 3. Jim Clancy | 1237 |
| 4. Juan Guzman | 1030 |
| 5. Pat Hentgen | 1028 |
| 6. Jimmy Key | 944 |
| 7. David Wells | 784 |
| 8. Kelvim Escobar | 744 |
| 9. Duane Ward | 671 |
| 10. Todd Stottlemyre | 662 |

WIN-LOSS PCT

| | |
|-----------------|------|
| (Min. 140 DEC.) | |
| 1. Roy Halladay | .661 |
| 2. Jimmy Key | .589 |
| 3. Dave Stieb | .566 |
| 4. Pat Hentgen | .557 |
| 5. Jim Clancy | .478 |

PERFECT STARTS TO A SEASON

Following is a list of Blue Jays starters to begin a season perfectly (min. 5-0)

| YEAR | PITCHER | RECORD |
|------|---------------|--------|
| 1997 | Roger Clemens | 11-0 |
| 1985 | Tom Filer | 7-0 |
| 1984 | Luis Leal | 6-0 |
| 1992 | Juan Guzman | 6-0 |
| 1977 | Jerry Garvin | 5-0 |
| 1993 | Juan Guzman | 5-0 |
| 2016 | JA Happ | 5-0 |



CONSECUTIVE WINS IN CONSECUTIVE GAME STARTS**(MINIMUM 6 WINS)**

| | | |
|-----------------|----|-----------------------|
| Roy Halladay | 11 | May 1-June 22, 2003 |
| Roger Clemens | 8 | April 30-June 6, 1997 |
| Doyle Alexander | 7 | Aug. 27-Oct. 1, 1983 |
| Pat Hentgen | 6 | July 6-Aug. 6, 1996 |
| David Wells | 6 | April 19-May 14, 2000 |
| A.J. Burnett | 6 | July 3-Aug. 19, 2008 |
| JA Happ | 6 | June 11-July 8, 2016 |

CONSECUTIVE WINNING STREAKS BY PITCHERS**(MINIMUM 10 WINS)**

| WINS | PITCHER | DATES |
|------|---------------|--------------------------|
| 15 | Roger Clemens | June 3- Sept. 21, 1998 |
| 15 | Roy Halladay | May 1- July 27, 2003 |
| 11 | Dennis Lamp | April 26- Sept. 23, 1985 |
| 11 | Roger Clemens | April 2- June 6, 1997 |
| 11 | JA Happ | June 11-Aug. 17, 2016 |
| 10 | Aaron Sanchez | April 29-July 25, 2016 |
| 10 | Juan Guzman | June 22- Oct. 1, 1991 |

AT THE ALL STAR BREAK**(TOP 5)****BATTING LEADERS****AVERAGE**

| | | |
|------|--------------|------|
| 1993 | J. Olerud | .395 |
| 1999 | T. Fernandez | .372 |
| 2006 | C. Delgado | .363 |
| 1994 | P. Mollitor | .342 |
| 2000 | S. Stewart | .339 |

RUNS

| | | |
|------|--------------|----|
| 2016 | J. Donaldson | 80 |
| 2003 | C. Delgado | 76 |
| 2003 | V. Wells | 75 |
| 2000 | C. Delgado | 74 |
| 2011 | J. Bautista | 73 |
| 2000 | R. Mondesi | 73 |

HITS

| | | |
|------|--------------|-----|
| 2003 | V. Wells | 121 |
| 1993 | J. Olerud | 120 |
| 1986 | T. Fernandez | 118 |
| 2001 | S. Stewart | 118 |
| 2014 | M. Cabrera | 117 |

HOME RUNS

| | | |
|------|-------------|----|
| 2011 | J. Bautista | 31 |
| 1987 | G. Bell | 29 |
| 2000 | C. Delgado | 28 |
| 2003 | C. Delgado | 28 |
| 2012 | J. Bautista | 27 |

RBI

| | | |
|------|--------------|----|
| 2003 | C. Delgado | 97 |
| 2003 | V. Wells | 84 |
| 1994 | J. Carter | 80 |
| 2000 | C. Delgado | 80 |
| 2016 | J. Donaldson | 80 |

STOLEN BASES

| | | |
|------|------------|----|
| 1997 | O. Nixon | 37 |
| 1999 | S. Stewart | 29 |
| 1993 | R. Alomar | 28 |
| 1984 | D. Garcia | 27 |
| 1991 | R. Alomar | 27 |

PITCHING LEADERS**ERA**

| | | |
|------|-------------|------|
| 1997 | R. Clemens | 1.69 |
| 1985 | D. Stieb | 1.87 |
| 1992 | J. Guzman | 2.11 |
| 1991 | J. Key | 2.23 |
| 2005 | R. Halladay | 2.41 |

WINS

| | | |
|------|-------------|----|
| 2000 | D. Wells | 15 |
| 1997 | R. Clemens | 13 |
| 2003 | R. Halladay | 13 |
| 2005 | R. Halladay | 12 |
| 2006 | R. Halladay | 12 |
| 2016 | J. Happ | 12 |

SAVES

| | | |
|------|----------|----|
| 2006 | B. Ryan | 24 |
| 1998 | R. Myers | 22 |
| 1993 | D. Ward | 22 |
| 2000 | B. Koch | 20 |
| 2010 | K. Gregg | 20 |

STRIKEOUTS

| | | |
|------|-------------|-----|
| 1997 | R. Clemens | 140 |
| 2008 | A. Burnett | 126 |
| 1992 | J. Guzman | 122 |
| 2008 | R. Halladay | 121 |
| 1998 | R. Clemens | 120 |



MISCELLANEOUS STATISTICS

PITCHING

15-GAME WINNERS

| YEAR | PITCHER | W | L | YEAR | PITCHER | W | L | YEAR | PITCHER | W | L | YEAR | PITCHER | W | L |
|------|-----------------|----|----|------|------------------|----|----|------|---------------|----|----|------|---------------|----|----|
| 1982 | Dave Stieb | 17 | 14 | 1989 | Dave Stieb | 17 | 8 | 1998 | Roger Clemens | 20 | 6 | 2009 | Roy Halladay | 17 | 10 |
| | Jim Clancy | 16 | 14 | 1990 | Dave Stieb | 18 | 6 | 1999 | David Wells | 17 | 10 | 2010 | Brett Cecil | 15 | 7 |
| 1983 | Dave Stieb | 17 | 12 | 1991 | Jimmy Key | 16 | 12 | 2000 | David Wells | 20 | 8 | 2011 | Ricky Romero | 15 | 11 |
| | Jim Clancy | 15 | 11 | | Todd Stottlemyre | 15 | 8 | 2002 | Roy Halladay | 19 | 7 | 2015 | Mark Buehrle | 15 | 8 |
| 1984 | Doyle Alexander | 17 | 6 | | David Wells | 15 | 10 | 2003 | Roy Halladay | 22 | 7 | 2016 | JA Happ | 20 | 4 |
| | Dave Stieb | 16 | 8 | 1992 | Juan Guzman | 16 | 5 | 2006 | Roy Halladay | 16 | 5 | | Aaron Sanchez | 15 | 2 |
| 1985 | Doyle Alexander | 17 | 10 | | Jack Morris | 21 | 6 | | Ted Lilly | 15 | 13 | | | | |
| 1987 | Jimmy Key | 17 | 8 | 1993 | Pat Hentgen | 19 | 9 | 2007 | Roy Halladay | 16 | 7 | | | | |
| | Jim Clancy | 15 | 11 | 1996 | Pat Hentgen | 20 | 10 | 2008 | Roy Halladay | 20 | 11 | | | | |
| 1988 | Dave Stieb | 16 | 8 | 1997 | Roger Clemens | 21 | 7 | | A.J. Burnett | 18 | 10 | | | | |
| | | | | | Pat Hentgen | 15 | 10 | | | | | | | | |

PITCHERS WITH OVER 9 INNINGS IN ONE GAME

| PITCHER | DATE | OPPONENT | INNINGS | W-L | SCORE |
|-----------------|-------------|--------------|---------|-----|-----------|
| Jerry Garvin | May 25/77 | OAK | 9.2 | L | L5-6 (10) |
| Dave Lemanczyk | July 13/77 | at CWS (2nd) | 11.0 | W | W5-3 (11) |
| Dave Lemanczyk | July 17/77 | at DET (2nd) | 10.1 | L | L6-7 (11) |
| Dave Lemanczyk | Oct. 2/77 | CLE (1st) | 11.0 | W | W2-1 (11) |
| Jesse Jefferson | May 23/78 | BOS | 12.0 | W | W2-1 (12) |
| Tom Underwood | Sept. 3/79 | at BAL (1st) | 10.0 | ND | L1-2 (11) |
| Jesse Jefferson | May 16/80 | OAK | 11.0 | W | W1-0 (11) |
| Dave Stieb | May 17/80 | OAK | 12.0 | ND | L2-4 (14) |
| Dave Stieb | Aug. 9/80 | KC | 10.0 | ND | W4-3 (14) |
| Jim Clancy | June 19/82 | at OAK | 10.0 | W | W2-1 (12) |
| Jim Gott | July 31/82 | at DET | 10.0 | W | W1-0 (10) |
| Dave Stieb | Sept. 16/82 | CAL | 11.0 | ND | W2-1 (12) |
| Jim Clancy | Sept. 22/82 | at MIN | 10.0 | W | W3-2 (10) |
| Dave Stieb | May 11/83 | at CWS | 10.0 | W | W3-1 (10) |
| Dave Stieb | May 16/83 | at MIL | 10.0 | W | W2-1 (11) |
| Jim Gott | Aug. 26/83 | at DET | 9.2 | L | L3-4 (10) |
| Dave Stieb | Sept. 4/83 | DET | 10.0 | W | W6-3 (10) |
| Jim Clancy | Sept. 24/83 | at OAK | 9.1 | L | L1-2 (10) |
| Dave Stieb | May 4/84 | KC | 10.0 | W | W4-3 (10) |
| Jimmy Key | June 6/85 | DET | 10.0 | ND | W2-0 (12) |
| Jimmy Key | June 17/86 | at MIL | 10.0 | ND | W2-1 (12) |
| Jimmy Key | July 27/86 | at OAK | 10.0 | ND | L0-1 (15) |
| Mike Flanagan | Oct. 3/87 | at DET | 11.0 | ND | L2-3 (12) |
| John Cerutti | April 30/89 | at CAL | 10.0 | ND | L0-1 (11) |
| Tom Candiotti | July 16/91 | at KC | 9.1 | L | L1-2 (10) |
| Roy Halladay | Sept. 6/03 | DET | 10.0 | W | W1-0 (10) |
| Roy Halladay | April 13/07 | DET | 10.0 | W | W2-1 (10) |

BLUE JAYS—10 WINS

AT HOME

| PITCHER | HOME WINS | YEAR |
|-----------------|-----------|------|
| Doyle Alexander | 12 | 1984 |
| Dave Stieb | 12 | 1988 |
| Roger Clemens | 12 | 1998 |
| Roy Halladay | 11 | 2007 |
| Dave Stieb | 11 | 1983 |
| Doyle Alexander | 11 | 1985 |
| Jack Morris | 11 | 1992 |
| Drew Hutchison | 11 | 2015 |
| JA Happ | 11 | 2016 |
| Jimmy Key | 10 | 1985 |
| Jimmy Key | 10 | 1987 |
| Jeff Musselman | 10 | 1987 |
| Roger Clemens | 10 | 1997 |
| Roy Halladay | 10 | 2002 |
| Roy Halladay | 10 | 2003 |
| Roy Halladay | 10 | 2008 |
| Roy Halladay | 10 | 2008 |
| A.J. Burnett | 10 | 2008 |
| Roy Halladay | 10 | 2009 |

ON ROAD

| PITCHER | ROAD WINS | YEAR |
|---------------|-----------|------|
| Pat Hentgen | 12 | 1993 |
| Roy Halladay | 12 | 2003 |
| Pat Hentgen | 11 | 1996 |
| Pat Hentgen | 11 | 1996 |
| Roger Clemens | 11 | 1997 |
| David Wells | 11 | 2000 |
| Dave Stieb | 10 | 1989 |
| Roy Halladay | 10 | 2008 |
| Roy Halladay | 10 | 2008 |
| Jack Morris | 10 | 1992 |

BIographies

LAST SEASON

HISTORY

RECORDS

OPPONENTS

PLAYER DEV.

MEDIA & MISC.



BLUE JAYS WITH 10 OR MORE STRIKEOUTS IN A GAME

| 18 STRIKEOUTS | LAST | AGAINST | 10 STRIKEOUTS | LAST | AGAINST |
|--------------------------|----------|---------|--------------------------|----------|---------|
| Roger Clemens | 08/25/98 | KC | Roger Clemens x9 | 07/17/98 | NYN |
| 17 STRIKEOUTS | | | Juan Guzman x6 | 07/30/95 | @OAK |
| Brandon Morrow | 08/08/10 | TB | A.J. Burnett x6 | 07/28/08 | TB |
| 16 STRIKEOUTS | | | Pat Hentgen x5 | 05/04/97 | MIN |
| Roger Clemens | 07/12/97 | @BOS | Roy Halladay x5 | 07/24/09 | TB |
| 15 STRIKEOUTS | | | Dave Stieb x4 | 08/31/84 | MIN |
| Roger Clemens x2 | 09/21/98 | BAL | Kelvim Escobar x4 | 09/24/03 | TB |
| 14 STRIKEOUTS | | | Brandon Morrow x3 | 05/09/12 | @OAK |
| Roger Clemens x3 | 08/02/98 | @MIN | Jim Clancy x3 | 09/09/87 | @MIL |
| Pat Hentgen | 05/03/94 | KC | Ted Lilly x3 | 04/13/06 | @BOS |
| Roy Halladay | 06/02/09 | LAA | Jimmy Key x2 | 04/24/89 | @OAK |
| 13 STRIKEOUTS | | | Shaun Marcum x2 | 07/30/10 | CLE |
| A.J. Burnett x2 | 08/19/08 | NYN | Drew Hutchison x2 | 09/10/14 | CHC |
| Roger Clemens | 08/12/97 | MIN | R.A. Dickey x2 | 07/28/14 | @BOS |
| Ted Lilly | 08/23/04 | BOS | Jerry Garvin | 04/13/77 | DET |
| Marcus Stroman | 08/01/16 | @HOU | Jesse Jefferson | 05/16/80 | OAK |
| 12 STRIKEOUTS | | | Luis Leal | 08/24/84 | @MIN |
| Ricky Romero x3 | 06/15/11 | BAL | Todd Stottlemyre | 09/21/93 | BOS |
| Brandon Morrow x2 | 08/17/11 | @SEA | Dave Stewart | 04/25/94 | @KC |
| Roger Clemens x2 | 06/16/97 | ATL | David Cone | 07/08/95 | @OAK |
| Pete Vuckovich | 06/26/77 | @BAL | Al Leiter | 09/17/95 | @MIL |
| Jim Clancy | 04/19/88 | KC | Chris Carpenter | 07/16/98 | CWS |
| Dave Stieb | 08/22/88 | CWS | David Wells | 04/19/00 | ANA |
| Tom Candiotti | 09/09/91 | DET | Cory Lidle | 09/26/03 | CLE |
| Chris Carpenter | 09/04/01 | NYN | David Purcey | 04/12/09 | @CLE |
| Ted Lilly | 06/10/06 | DET | Scott Richmond | 08/22/09 | LAA |
| A.J. Burnett | 06/01/07 | CWS | Brett Cecil | 05/03/10 | @CLE |
| Dustin McGowan | 09/07/07 | @TB | Ricky Romero | 04/24/11 | TB |
| J.A. Happ | 08/07/14 | BAL | Josh Johnson | 06/17/13 | COL |
| Aaron Sanchez | 06/07/16 | @DET | Todd Redmond | 07/28/13 | HOU |
| 11 STRIKEOUTS | | | Mark Buehrle | 09/24/14 | SEA |
| Roger Clemens x6 | 09/26/98 | DET | Marco Estrada | 06/24/15 | @TB |
| Juan Guzman x4 | 05/10/98 | @SEA | Aaron Sanchez | 09/27/16 | BAL |
| A.J. Burnett x4 | 09/24/08 | NYN | Francisco Liriano | 09/28/16 | BAL |
| Brandon Morrow x2 | 10/03/12 | MIN | | | |
| Jim Clancy x2 | 07/12/87 | KC | | | |
| Dave Stieb x2 | 08/04/89 | NYN | | | |
| David Wells x2 | 07/26/00 | CLE | | | |
| JA Happ x2 | 07/30/16 | BAL | | | |
| Doyle Alexander | 07/23/85 | SEA | | | |
| Jose Nunez | 07/09/87 | KC | | | |
| Al Leiter | 07/23/94 | TEX | | | |
| David Cone | 06/28/95 | @BOS | | | |
| Kelvim Escobar | 08/22/98 | @ANA | | | |
| Esteban Loaiza | 09/08/00 | DET | | | |
| Chris Carpenter | 04/05/01 | @TB | | | |
| Roy Halladay | 09/19/01 | BAL | | | |
| Dave Bush | 10/01/04 | NYN | | | |
| Scott Downs | 09/02/05 | TB | | | |
| David Purcey | 08/27/08 | @TB | | | |
| Scott Richmond | 06/17/09 | @PHI | | | |
| R.A. Dickey | 09/22/13 | @BOS | | | |
| Mark Buehrle | 04/02/14 | @TB | | | |
| Drew Hutchison | 09/16/14 | BAL | | | |
| David Price | 08/03/15 | MIN | | | |



LOW HIT GAMES BY BLUE JAYS (INDIVIDUAL/COMBINED)

NO-HITTER (1)

Sept. 2/90 – Dave Stieb, Toronto-3 at Cleveland-0

ONE HIT GAMES (27)

April 24/79 – Dave Lemanczyk (9.0 IP), Toronto-2 at Texas-0, Putnam single in the 3rd inn
 Aug. 27/79 – Phil Huffman (9.0 IP), Oakland-0 at Toronto-7, Essian single in the 6th inn
 May 30/82 – Jim Gott (6.0 IP), Roy Lee Jackson (3.0 IP) Toronto-6 at Baltimore-0, Dempsey single in the 5th inn
 Sept. 28/82 – Jim Clancy (9.0 IP), Minnesota-0 at Toronto-3, Bush bloop single in 9th inn to break up perfect game
 May 14/83 – Luis Leal (5.0 IP), Roy Lee Jackson (4.0 IP) Toronto-8 at Cleveland-1, Bando single in the 8th inn
 May 22/86 – Jimmy Key (9.0 IP), Toronto-5 at Chicago (AL)-0, Guillen single in the 5th inn
 May 31/88 – Dave Stieb (9.0 IP), Milwaukee-0 at Toronto-9, Surhoff single in the 4th inn
 Sept. 24/88 – Dave Stieb (9.0 IP), Toronto-1 at Cleveland-0, Franco single in the 9th inn with two out
 Sept. 30/88 – Dave Stieb (9.0 IP), Baltimore-0 at Toronto-4, Traber single in the 9th inn with two out
 April 10/89 – Dave Stieb (9.0 IP), Toronto-8 at New York (AL)-0, Quirk single in 5th inn
 Aug. 26/89 – Dave Stieb (9.0 IP), Milwaukee-0 at Toronto-7, Yount single in 6th inn
 Aug. 26/92 – Todd Stottlemyre (9.0 IP), Toronto-9 at Chicago (AL)-0, Pasqua double with one out in the 8th inn
 Aug. 2/95 – Paul Menhart (8.0 IP), Toronto-0 at Baltimore-1, Baines home run in the 2nd inn
 May 2/98 – Roger Clemens (7.0 IP), Paul Quantrill (2.0 IP), Toronto-7 at Oakland-0, Grieve single in the 7th inn
 Sept. 27/98 – Roy Halladay (9.0 IP), Detroit-1 at Toronto-2, Higginson homerun with two out in the 9th inn
 May 21/00 – Frank Castillo (7.0 IP), Pedro Borbon (1.0 IP), Billy Koch (1.0 IP), Toronto-1 vs. Chicago (AL)-2, Johnson single in the 3rd inn
 June 24/07 – Dustin McGowan (9.0 IP), Colorado-0 at Toronto-5, Baker leadoff single in the 9th inn
 Sept. 4/09 – Roy Halladay (9.0 IP), New York (AL)-0 at Toronto-6, Pena doubled in the 6th inn with one out
 April 13/10 – Ricky Romero (8.0 IP), Kevin Gregg (1.0 IP), Chicago (AL)-2 at Toronto-4, Rios home run with one out in the 8th inn
 Aug. 8/10 – Brandon Morrow (9.0 IP), Tampa Bay-0 at Toronto-1, Longoria single with two outs in the 9th inn
 Aug. 16/10 – Shaun Marcum (9.0 IP), Toronto-3 at Oakland-1, Jackson home run with none out in the 7th inn
 April 2/11 – Kyle Drabek (7.0 IP), Shawn Camp (1.0 IP), Marc Rzepczynski (1.0 IP), Minnesota-1 at Toronto-6, Span singled in the 6th inning
 Aug. 21/11 – Luis Perez (6.0 IP), Casey Janssen (3.0 IP), Toronto-1 at Oakland-0, Weeks singled in the 6th inning
 July 24/14 – Marcus Stroman (7.0 IP), Todd Redmond (1.0 IP), Rob Rasmussen (1.0), Boston-0 at Toronto-8, Victorino singled in the 7th inning
 Aug. 6/14 – Drew Hutchison (8.2 IP), Casey Janssen (0.1 IP), Baltimore-1 at Toronto-5, Davis homered in the 2nd inning
 Aug. 30/14 – Drew Hutchison (7.0 IP), Aaron Sanchez (2.0 IP), New York (AL)-0 at Toronto-2, Teixeira doubled in the 4th inning
 July 24/16 – JA Happ (6.0 IP), Brett Cecil (1.0 IP), Jason Grilli (1.0 IP), Roberto Osuna (1.0 IP), Mariners-0 at Toronto-2, Martin singled in the 3rd inning

HOW LONG DID IT TAKE

LONGEST OFFICIAL GAME

HOME 6:37-Aug. 10/14 vs. Detroit (19 inn.)
 ROAD 5:49-June 19/98 at Baltimore (15 inn.)

SHORTEST OFFICIAL GAME

1:04-Sept. 15/77 vs Baltimore (forfeit, 4.5 inn.)

LONGEST NINE-INNING GAME

HOME 4:15-April 11/88 vs New York
 ROAD 4:12-Sept. 15/93 at Detroit;
 4:12-April 1/02 at Boston

SHORTEST NINE-INNING GAME

ROAD 1:39-June 16/77 vs Detroit
 HOME 1:33-Sept. 28/82 (1st gm) vs Minnesota



BATTING

.300 HITTERS (502 OR MORE PA)

| YEAR | PLAYER | AVG | YEAR | PLAYER | AVG | YEAR | PLAYER | AVG | YEAR | PLAYER | AVG |
|------|----------------|------|------|----------------|------|------|-----------------|------|------|---------------|------|
| 1977 | Bob Bailor | .310 | 1990 | Fred McGriff | .300 | 1999 | Tony Fernandez | .328 | 2006 | Reed Johnson | .319 |
| 1980 | Al Woods | .300 | 1992 | Roberto Alomar | .310 | | Shawn Green | .309 | | Lyle Overbay | .312 |
| 1982 | Damaso Garcia | .310 | 1993 | John Olerud | .363 | | Shannon Stewart | .304 | | Vernon Wells | .303 |
| 1983 | Damaso Garcia | .307 | | Paul Molitor | .332 | 2000 | Carlos Delgado | .344 | 2009 | Adam Lind | .305 |
| | Lloyd Moseby | .315 | | Roberto Alomar | .326 | | Shannon Stewart | .319 | 2011 | Jose Bautista | .302 |
| | Willie Upshaw | .306 | 1994 | Paul Molitor | .341 | 2001 | Shannon Stewart | .316 | 2014 | Melky Cabrera | .301 |
| 1986 | George Bell | .309 | | Roberto Alomar | .306 | 2002 | Shannon Stewart | .303 | | | |
| 1987 | Tony Fernandez | .322 | 1995 | Roberto Alomar | .300 | 2003 | Carlos Delgado | .302 | | | |
| | George Bell | .308 | 1998 | Tony Fernandez | .321 | | Vernon Wells | .317 | | | |

100 RBI

| YEAR | PLAYER | RBI | YEAR | PLAYER | RBI | YEAR | PLAYER | RBI | YEAR | PLAYER | RBI |
|------|----------------|-----|------|----------------|-----|------|----------------|-----|------|-------------------|-----|
| 1983 | Willie Upshaw | 104 | 1994 | Joe Carter | 103 | 2001 | Carlos Delgado | 102 | 2012 | Edwin Encarnacion | 110 |
| 1986 | Jesse Barfield | 108 | 1996 | Joe Carter | 107 | 2002 | Carlos Delgado | 108 | 2013 | Edwin Encarnacion | 104 |
| | George Bell | 108 | | Ed Sprague | 101 | | Vernon Wells | 100 | 2014 | Jose Bautista | 103 |
| 1987 | George Bell | 134 | 1997 | Joe Carter | 102 | 2003 | Carlos Delgado | 145 | 2015 | Josh Donaldson | 123 |
| 1989 | George Bell | 104 | 1998 | Carlos Delgado | 115 | | Vernon Wells | 117 | | Jose Bautista | 114 |
| 1990 | Kelly Gruber | 118 | | Jose Canseco | 107 | 2006 | Vernon Wells | 106 | | Edwin Encarnacion | 111 |
| 1991 | Joe Carter | 108 | | Shawn Green | 100 | | Troy Glaus | 104 | 2016 | Edwin Encarnacion | 127 |
| 1992 | Joe Carter | 119 | 1999 | Carlos Delgado | 134 | 2009 | Adam Lind | 114 | | | |
| | Dave Winfield | 108 | | Shawn Green | 123 | | Aaron Hill | 108 | | | |
| 1993 | Joe Carter | 121 | 2000 | Carlos Delgado | 137 | 2010 | Jose Bautista | 124 | | | |
| | Paul Molitor | 111 | | Tony Batista | 114 | 2011 | Jose Bautista | 103 | | | |
| | John Olerud | 107 | | Brad Fullmer | 104 | | | | | | |

30 HOME RUNS

| YEAR | PLAYER | HR's | YEAR | PLAYER | HR's | YEAR | PLAYER | HR's | YEAR | PLAYER | HR's |
|------|----------------|------|------|----------------|------|------|-------------------|------|------|-------------------|------|
| 1980 | John Mayberry | 30 | 1997 | Carlos Delgado | 30 | 2003 | Carlos Delgado | 42 | 2014 | Jose Bautista | 35 |
| 1986 | Jesse Barfield | 40 | 1998 | Jose Canseco | 46 | | Vernon Wells | 33 | | Edwin Encarnacion | 34 |
| | George Bell | 31 | | Carlos Delgado | 38 | 2004 | Carlos Delgado | 32 | 2015 | Josh Donaldson | 41 |
| 1987 | George Bell | 47 | | Shawn Green | 35 | 2006 | Troy Glaus | 38 | | Jose Bautista | 40 |
| 1988 | Fred McGriff | 34 | 1999 | Carlos Delgado | 44 | | Vernon Wells | 32 | | Edwin Encarnacion | 39 |
| 1989 | Fred McGriff | 36 | | Shawn Green | 42 | 2009 | Aaron Hill | 36 | 2016 | Edwin Encarnacion | 42 |
| 1990 | Kelly Gruber | 31 | 2000 | Tony Batista | 41 | | Adam Lind | 35 | | Josh Donaldson | 37 |
| | Fred McGriff | 35 | | Carlos Delgado | 41 | 2010 | Jose Bautista | 54 | | | |
| 1991 | Joe Carter | 33 | | Brad Fullmer | 32 | | Vernon Wells | 31 | | | |
| 1992 | Joe Carter | 34 | | Jose Cruz Jr. | 31 | 2011 | Jose Bautista | 43 | | | |
| 1993 | Joe Carter | 33 | 2001 | Carlos Delgado | 39 | 2012 | Edwin Encarnacion | 42 | | | |
| 1996 | Ed Sprague | 36 | | Jose Cruz Jr. | 34 | 2013 | Edwin Encarnacion | 36 | | | |
| | Joe Carter | 30 | 2002 | Carlos Delgado | 33 | | | | | | |

30 STOLEN BASES

| YEAR | PLAYER | SB | YEAR | PLAYER | SB | YEAR | PLAYER | SB | YEAR | PLAYER | SB |
|------|----------------|----|------|----------------|----|------|-----------------|----|------|------------|----|
| 1982 | Damaso Garcia | 54 | 1988 | Lloyd Moseby | 31 | 1998 | Shannon Stewart | 51 | 2014 | Jose Reyes | 30 |
| 1983 | Dave Collins | 31 | 1991 | Roberto Alomar | 53 | | Shawn Green | 35 | | | |
| | Damaso Garcia | 31 | | Devon White | 33 | 1999 | Shannon Stewart | 37 | | | |
| 1984 | Dave Collins | 60 | 1992 | Roberto Alomar | 49 | | Homer Bush | 32 | | | |
| | Damaso Garcia | 46 | | Devon White | 37 | 2001 | Jose Cruz Jr. | 32 | | | |
| | Lloyd Moseby | 39 | 1993 | Roberto Alomar | 55 | | Raul Mondesi | 30 | | | |
| 1985 | Lloyd Moseby | 37 | | Devon White | 34 | 2008 | Alex Rios | 32 | | | |
| 1986 | Lloyd Moseby | 32 | 1995 | Roberto Alomar | 30 | 2011 | Rajai Davis | 34 | | | |
| 1987 | Lloyd Moseby | 39 | 1996 | Otis Nixon | 54 | 2012 | Rajai Davis | 46 | | | |
| | Tony Fernandez | 32 | 1997 | Otis Nixon | 47 | 2013 | Rajai Davis | 45 | | | |

HOME/ROAD RBI LEADERS

| YEAR | HOME | ROAD | YEAR | HOME | ROAD | YEAR | HOME | ROAD |
|------|-------------------|-------------------|------|-------------------|-------------------|------|---------------------|-------------------|
| 1977 | 33 Ron Fairly | 33 Otto Velez | 1991 | 64 Joe Carter | 44 Joe Carter | 2005 | 49 Shea Hillenbrand | 50 Vernon Wells |
| 1978 | 40 John Mayberry | 31 Roy Howell | 1992 | 65 Joe Carter | 61 Dave Winfield | 2006 | 69 Vernon Wells | 42 Troy Glaus |
| 1979 | 41 Rick Bosetti | 38 John Mayberry | 1993 | 68 Paul Molitor | 59 John Olerud | 2007 | 58 Frank Thomas | 47 Matt Stairs |
| 1980 | 40 Otto Velez | 45 John Mayberry | 1994 | 70 Joe Carter | 39 John Olerud | 2008 | 42 Alex Rios | 38 Lyle Overbay |
| 1981 | 22 John Mayberry | 28 Lloyd Moseby | 1995 | 39 Ed Sprague | 42 Joe Carter | 2009 | 54 Adam Lind | 60 Adam Lind |
| 1982 | 46 Willie Upshaw | 29 Willie Upshaw | 1996 | 52 Joe Carter | 59 Ed Sprague | 2010 | 69 Jose Bautista | 55 Jose Bautista |
| 1983 | 55 Willie Upshaw | 49 Willie Upshaw | 1997 | 59 Joe Carter | 43 Joe Carter | 2011 | 49 Jose Bautista | 54 Jose Bautista |
| 1984 | 52 Lloyd Moseby | 42 Willie Upshaw | 1998 | 61 Carlos Delgado | 54 Carlos Delgado | 2012 | 57 E. Encarnacion | 53 E. Encarnacion |
| 1985 | 49 Jesse Barfield | 47 George Bell | 1999 | 60 Shawn Green | 76 Carlos Delgado | 2013 | 53 E. Encarnacion | 51 E. Encarnacion |
| 1986 | 57 George Bell | 57 Jesse Barfield | 2000 | 75 Carlos Delgado | 62 Carlos Delgado | 2014 | 54 E. Encarnacion | 50 E. Encarnacion |
| 1987 | 57 George Bell | 78 George Bell | 2001 | 47 Jose Cruz Jr. | 60 Carlos Delgado | 2015 | 69 J. Donaldson | 54 J. Donaldson |
| 1988 | 47 George Bell | 50 George Bell | 2002 | 51 Carlos Delgado | 58 Vernon Wells | 2016 | 66 E. Encarnacion | 61 E. Encarnacion |
| 1989 | 48 Fred McGriff | 57 George Bell | 2003 | 83 Carlos Delgado | 62 Carlos Delgado | | | |
| 1990 | 62 Kelly Gruber | 56 Kelly Gruber | 2004 | 55 Carlos Delgado | 44 Carlos Delgado | | | |

BIographies

LAST SEASON

HISTORY

RECORDS

OPPONENTS

PLAYER DEV.

MEDIA & MISC.



SEASON RECORDS — INDIVIDUAL

* - League Leader

BATTING

| | | |
|-------------------------------------|------------|---|
| Highest Average (502 PA)..... | *.363..... | John Olerud-'93 |
| Most Games..... | *163..... | Tony Fernandez-'86 |
| Most at Bats..... | 687..... | Tony Fernandez-'86 |
| Most Runs..... | 134..... | Shawn Green-'99 |
| Most Hits..... | *215..... | Vernon Wells-'03 |
| Most Total Bases..... | *378..... | Carlos Delgado-'00 |
| Highest SLG %..... | .664..... | Carlos Delgado-'00 |
| Highest OBP %..... | .473..... | John Olerud-'93 |
| Most Extra Base Hits..... | *99..... | Carlos Delgado-'00 |
| Most Doubles..... | *57..... | Carlos Delgado-'00 |
| Most Triples..... | 17..... | Tony Fernandez-'60 |
| Most Home Runs..... | *54..... | Jose Bautista-'10 |
| Most Home Runs-Home..... | *33..... | Jose Bautista-'10 |
| Most Home Runs-Road..... | 28..... | George Bell-'87 |
| Most Grand Slam Home Runs..... | 3..... | Carlos Delgado-'97; Darrin Fletcher-'00 |
| Most Runs Batted In..... | *145..... | Carlos Delgado-'03 |
| Most Base On Balls..... | 132..... | Jose Bautista-'11 |
| Most Intentional Base on Balls..... | 33..... | John Olerud-'93 |
| Most Times Striking Out..... | 159..... | Jose Canseco-'98; Kelly Johnson-'12 |
| Most Sacrifice Bunts..... | 19..... | Luis Gomez-'78 |
| Most Sacrifice Flies..... | 14..... | George Bell-'89 |
| Most Times Hit by Pitch..... | 22..... | Shea Hillenbrand-'05 |

PITCHING

| | | |
|---|------------|--|
| Most Wins..... | *22..... | Roy Halladay-'03 |
| Most Home Wins..... | 12..... | Doyle Alexander-'84; Dave Stieb-'88; Roger Clemens-'98 |
| Most Road Wins..... | 12..... | Pat Hentgen-'93; *Roy Halladay-'03 |
| Most Losses..... | 18..... | Phil Huffman-'79; Jerry Garvin-'77; Jimmy Key-'86 |
| Most Home Losses..... | 10..... | Jesse Jefferson-'77; Dave Stieb-'80 |
| Most Road Losses..... | 12..... | Luis Leal-'82 |
| Most Decisions..... | 31..... | Dave Stieb-'82; Roy Halladay-'08 |
| Highest Winning Pct (15 decisions)..... | .862..... | Aaron Sanchez (15-2)-'16 |
| Lowest ERA (162 IP)..... | *2.05..... | Roger Clemens-'97 |
| Most Appearances..... | 89..... | Mark Eichhorn-'87 |
| Most Games Started..... | 40..... | Jim Clancy-'82 |
| Most Complete Games..... | 19..... | Dave Stieb-'82 |
| Most Shutouts..... | 5..... | Dave Stieb-'82 |
| Most Innings Pitched..... | 288.1..... | Dave Stieb-'82 |
| Most Hits Allowed..... | 278..... | Dave Lemanczyk-'77 |
| Most Earned Runs Allowed..... | 129..... | Erik Hanson-'96 |
| Most Home Runs Allowed..... | 36..... | Woody Williams-'98 |
| Most Bases on Balls..... | 128..... | Jim Clancy-'80 |
| Most Strikeouts..... | *292..... | Roger Clemens-'97 |
| Most Hit Batsmen..... | 16..... | Chris Carpenter-'01 |
| Most Balks..... | 6..... | Mark Eichhorn-'88 |
| Most Wild Pitches..... | *26..... | Juan Guzman-'93 |
| Most Relief Wins..... | 14..... | Mark Eichhorn-'86 |
| Most Relief Losses..... | 10..... | Tom Buskey-'79; Duane Ward-'89 |
| Most Saves..... | *45..... | Duane Ward-'93 |
| Most Decisions in Relief..... | 20..... | Mark Eichhorn-'86 |
| Innings Pitched in Relief..... | 157.0..... | Mark Eichhorn-'86 |

BIOGRAPHIES

LAST SEASON

HISTORY

RECORDS

OPPONENTS

PLAYER DEV.

MEDIA & MISC.



MISCELLANEOUS

| | | | |
|--|------|---|------------------------------|
| Most Consecutive Wins | 15 | Roger Clemens | June 3-Sept. 21/98 |
| | | 15 Roy Halladay | May 1-July 27/03 |
| Most Consecutive Wins (Starter) | 15 | Roger Clemens | June 3-Sept. 21/98 |
| | | 15 Roy Halladay | May 1-July 27/03 |
| Most Consecutive Wins (Reliever) | 11 | Dennis Lamp | April 6-Oct. 6/85 |
| Most Consecutive Losses (Season) | 13 | Ricky Romero | June 27-Sept. 12/12 |
| Most Consecutive Losses | 13 | Tom Underwood | Aug. 28/78 - June 10/79 |
| Most Consecutive Shutouts | 3 | Dave Stieb | Sept. 18-24-30/88 |
| | | 3 Roger Clemens | Aug. 20-30/98 |
| Most Consecutive Complete Games | 7 | Dave Stieb | June 18-July 21/80 |
| Most Consecutive Scoreless Innings | 33.0 | Roger Clemens | Aug. 20-Sept. 5/98 |
| Most Consecutive Scoreless IP to begin TOR career .. | 22.0 | Juan Perez | May 29-July 23/13 |
| Most Consecutive Games, one or more RBI's | 8 | Willie Upshaw | Sept. 11-20/83 |
| | | 8 Carlos Delgado | April 16-23/00 |
| | | 8 Matt Stairs | Aug. 28-Sept. 3/07 |
| | | 8 Edwin Encarnacion | Aug. 22-30/15 |
| Most Consecutive Games, Extra-base Hits | 11 | Jesse Barfield | Aug. 17-27/85 |
| Most Consecutive Hits | 8 | Rance Mulliniks | Aug. 24-27/84 |
| | | 8 Paul Molitor | Aug. 26-27/95 |
| | | 8 Tony Fernandez | May 6-11/99 |
| | | 8 Adam Lind | June 3-4/09 |
| Most Consecutive Times Reached Base | 12 | Lyle Overbay | May 22-25/08 |
| Most Consecutive Games, Reached Base Safely | 44 | Edwin Encarnacion | July 21-Sept. 17/15 |
| Most Consecutive Innings, No Earned Runs | 41.0 | Roy Halladay | Sept. 1-Sept. 22/03 |
| Most Saves, Consecutive Opportunities | 25 | Tom Henke | April 9-Aug. 7/91 |
| Most Saves, Consecutive Appearances | 12 | Casey Janssen | Aug. 25-Sept. 24/13 |
| Most Home Runs, One Inning | 4 | vs. Texas (6th inning) | Aug. 17/01 |
| | | 4 at Boston (5th inning) | May 20/09 |
| Home Runs in Consecutive AB's | 4 | Carlos Delgado | Sept. 25/03 |
| Most Consecutive Stolen Bases | 23 | Joe Carter | 1993-1995 |
| Most Runs, One Inning | 11 | vs. Seattle (A) (9th inning) | July 20/84 |
| | | 11 vs. Oakland (H) (2nd inning) | April 26/95 |
| | | 11 vs. Minnesota (H) (6th inning) | July 25/07 |
| Most Hits, One Inning | 11 | vs. Seattle (A) (9th inning) | July 20/84 |
| | | 11 vs. Oakland (H) (2nd inning) | April 26/96 |
| Most Consecutive Errorless Games | 15 | | Aug. 19-Sept. 4/08 |
| Most Errors, Game | 6 | Texas | May 13/82 |
| Most Double Plays, Game | 6 | Detroit | April 16/96 |
| Most Innings, Home | 19 | vs. Detroit | Aug. 10/14 |
| | | 19 vs. Cleveland | July 1/16 |
| Most Innings, Road | 17 | at Boston | Oct. 4/80 (GM 1) |
| | | 17 at Florida | June 8/98 |
| | | 17 at San Diego | May 31/13 |
| Longest Game, Time, Home (9.0 inning) | 4:15 | vs. New York (AL) | April 11/88 |
| Longest Game, Time, Road (9.0 inning) | 4:12 | at Detroit | Sept. 15/93 |
| | | 4:12 at Boston | April 1/02 |
| Longest Game, Time, Home | 6:37 | vs Detroit | Aug. 10/14 (19.0) |
| Longest Game, Time, Road | 5:49 | at Baltimore | June 19/98 (15.0) |
| Shortest Game, Time, Home | 1:33 | vs Minnesota | Sept. 28/82 |
| Shortest Game, Time, Road | 1:39 | at Detroit | June 16/77 |
| Hitting Streak | 28 | Shawn Green | June 29-July 31, 1999 |
| Most Consecutive Times Shutout | 3 | | May 13-15/81 |
| Most Consecutive Scoreless Innings | 33.0 | | May 12-16/81 |
| Most Consecutive Complete Games | 4 | | Sept. 20, 21, 23, 24/83 |
| Most Consecutive Shutout Games | 3 | | May 21, 22, 23/83 |
| Most Consecutive Shutout Innings-Pitchers | 28 | | June 4, 5, 6, 7/85 |
| Most Consecutive Games Played | 432 | Carlos Delgado | April 3/00-Aug. 4/02 |
| Most Years, Pitcher | 15 | Dave Stieb | 1979-92, 1998 |
| Most Years, Non-Pitcher | 12 | Ernie Whitt | 1977-78, 1980-89 |
| | | 12 Tony Fernandez | 1983-90, 1993, 1998-99, 2001 |
| | | 12 Vernon Wells | 1999-2010 |
| Longest Road Trip | 15 | Games | 1978, 1984, 1995 |



FIELDING SEASON RECORDS

Based on 108 games

PITCHERS

| Category | Record | Player, Year |
|---|--------|------------------------------------|
| Games, Most..... | 89 | Mark Eichhorn, 1987 |
| Putouts, Most..... | 34 | Dave Stieb, 1985; Jim Clancy, 1986 |
| Assists, Most..... | 66 | Jerry Garvin, 1977 |
| Errors, Most..... | 8 | Jesse Jefferson, 1977 |
| Total Chances, Most..... | 92 | Dave Stieb, 1985 |
| Double Plays, Most..... | 8 | Dave Stieb, 1980 |
| Best Percentage (35 or more chances)..... | 1.000 | Done 22x |

CATCHERS

| Category | Record | Player, Year |
|--------------------------|--------|---|
| Games, Most..... | 138 | Pat Borders, 1993 |
| Putouts, Most..... | 989 | Russell Martin, 2016 |
| Assists, Most..... | 88 | Pat Borders, 1992 |
| Errors, Most..... | 13 | Rick Cerone, 1979; Pat Borders, 1993 |
| Passed Balls, Most..... | 19 | Russell Martin, 2015 |
| Total Chances, Most..... | 1048 | Russell Martin, 2016 |
| Double Plays, Most..... | 12 | Pat Borders, 1993 |
| Best Percentage..... | .997 | Darrin Fletcher, 1999; Benito Santiago, 1997; Bengie Molina, 2006 |

FIRST BASEMEN

| Category | Record | Player, Year |
|--------------------------|--------|----------------------|
| Games, Most..... | 162 | Carlos Delgado, 2000 |
| Putouts, Most..... | 1518 | Carlos Delgado, 2001 |
| Assists, Most..... | 155 | Lyle Overbay, 2008 |
| Errors, Most..... | 21 | Willie Upshaw, 1983 |
| Total Chances, Most..... | 1630 | Carlos Delgado, 2001 |
| Double Plays, Most..... | 166 | Carlos Delgado, 2001 |
| Best Percentage..... | .998 | Lyle Overbay, 2009 |

SECOND BASEMEN

| Category | Record | Player, Year |
|--------------------------|--------|--|
| Games, Most..... | 160 | Roberto Alomar, 1991; Aaron Hill, 2007 |
| Putouts, Most..... | 333 | Roberto Alomar, 1991 |
| Assists, Most..... | 560 | Aaron Hill, 2007 |
| Errors, Most..... | 16 | Damaso Garcia, 1980 |
| Total Chances, Most..... | 818 | Aaron Hill, 2007 |
| Double Plays, Most..... | 129 | Aaron Hill, 2009 |
| Best Percentage..... | .994 | Roberto Alomar, 1995 |

THIRD BASEMEN

| Category | Record | Player, Year |
|--------------------------|--------|---|
| Games, Most..... | 156 | Kelly Gruber, 1988 |
| Putouts, Most..... | 137 | Josh Donaldson, 2015 |
| Assists, Most..... | 349 | Kelly Gruber, 1988 |
| Errors, Most..... | 22 | Roy Howell, 1978; Kelly Gruber, 1989; Eric Hinske, 2003 |
| Total Chances, Most..... | 477 | Kelly Gruber, 1988 |
| Double Plays, Most..... | 37 | Troy Glaus, 2006 |
| Best Percentage..... | .978 | Eric Hinske, 2004 |

SHORTSTOP

| Category | Record | Player, Year |
|--------------------------|--------|-----------------------|
| Games, Most..... | 163 | Tony Fernandez, 1986 |
| Putouts, Most..... | 319 | Alfredo Griffin, 1982 |
| Assists, Most..... | 509 | Alex Gonzalez, 2001 |
| Errors, Most..... | 37 | Alfredo Griffin, 1980 |
| Total Chances, Most..... | 824 | Alfredo Griffin, 1982 |
| Double Plays, Most..... | 126 | Alfredo Griffin, 1980 |
| Best Percentage..... | .992 | Tony Fernandez, 1989 |

OUTFIELDERS

| Category | Record | Player, Year |
|--------------------------|--------|--|
| Games, Most..... | 162 | Rick Bosetti, 1979; Jose Cruz, 2000 |
| Putouts, Most..... | 473 | Lloyd Moseby, 1984 |
| Assists, Most..... | 22 | Jesse Barfield, 1985 |
| Errors, Most..... | 15 | George Bell, 1988 |
| Total Chances, Most..... | 497 | Rick Bosetti, 1979 |
| Double Plays, Most..... | 8 | Jesse Barfield, 1985 & 1986 |
| Best Percentage..... | 1.000 | Vernon Wells, 2005 & 2010; Frank Catalanotto, 2005 |



GAME RECORDS — INDIVIDUAL

BATTING

| Category | Record | Player | Opponent | Date |
|-----------------|--------|---|---|--|
| At Bats | 9 | Alfredo Griffin (17 inn.) Jose Reyes (19 inn.) | Boston (A), 1st g Detroit (H) | Oct. 4/80 Aug. 10/14 |
| Runs | 5 | Carlos Delgado Shannon Stewart | Seattle (A) Tampa Bay (A) | May 3/99 June 25/02 |
| | 5 | Orlando Hudson | Boston (H) | May 13/04 |
| | 5 | Josh Donaldson | Chicago-AL (H) | May 26/15 |
| Hits | 6 | Frank Catalanotto | Chicago-AL (A) 2nd g | May 1/04 |
| Doubles | 4 | Damaso Garcia Shannon Stewart | New York-AL (A) New York-NL (H) | June 27/86 July 18/00 |
| | | Alex Rios | Boston (A) | Aug. 17/08 |
| Triples | 2 | 13x, 11 players, last: Dalton Pompey | Baltimore (H) | Sept. 26/14 |
| Home Runs | 4 | Carlos Delgado | Tampa Bay (H) | Sept. 25/03 |
| Extra-Base Hits | 4 | 11x, 10 players, last: Yunel Escobar | New York-AL (A) | Aug. 29/12 |
| RBI's | 9 | Roy Howell Edwin Encarnacion | New York-AL (A) Detroit (H) | Sept. 10/77 Aug. 29/15 |
| Sacrifice Flies | 3 | George Bell | Chicago-AL (A) | Aug. 14/90 |
| Strikeouts | 6 | Alex Rios | Cleveland (H) | Sept. 9/98 |
| | 5 | Alex Rios | Oakland (A) | July 29/06 |
| | 5 | Alex Rios | Los Angeles-AL (H) | June 4/09 |
| Walks | 4 | 19x, 13 players, last: Jose Bautista | Texas (A) | Aug. 26/15 |
| | 5 | Melky Cabrera (19 inn.) | Detroit (H) | Aug. 10/14 |
| Stolen Bases | 4 | Damaso Garcia Dave Collins | Oakland (H) Baltimore (A) | April 25/84 Aug. 5/84 |
| | | Roberto Alomar | Baltimore (A) | June 8/91 |
| | | Otis Nixon | Boston (H) | Aug. 14/96 |
| | | Rajai Davis | Houston (H) | July 28/13 |
| Hit By Pitch | 3 | Reed Johnson Reed Johnson Reed Johnson | Texas (A) Tampa Bay (H) New York-AL (A) | April 16/05 April 7/06 April 29/06 |

"BIG" RBI GAMES

(6 OR MORE)

| RBI | PLAYER | DATE | OPPONENT |
|-----|-------------------|----------------|------------------|
| 9 | Roy Howell | Sept. 10, 1977 | NY Yankees (A) |
| 9 | Edwin Encarnacion | Aug. 29, 2015 | Detroit (H) |
| 8 | Adam Lind | Aug. 31, 2009 | Texas (A) |
| 8 | Michael Saunders | June 17, 2016 | Baltimore (A) |
| 7 | John Mayberry | June 26, 1978 | Baltimore (H) |
| 7 | Otto Velez | May 4, 1980 | Cleveland (H) G1 |
| 7 | George Bell | May 9, 1987 | Texas (A) |
| 7 | Josh Phelps | July 7, 2004 | Seattle (H) |
| 7 | Lyle Overbay | Aug. 20, 2010 | Boston (A) |
| 6 | Roy Howell | July 3, 1979 | Detroit (A) |
| 6 | Barry Bonnell | May 3, 1980 | Cleveland (H) |
| 6 | Lloyd Moseby | Aug. 19, 1981 | Kansas City (A) |
| 6 | Damaso Garcia | May 10, 1985 | Seattle (H) |
| 6 | Jesse Barfield | May 18, 1986 | Cleveland (H) |
| 6 | George Bell | June 11, 1987 | Baltimore (A) |
| 6 | Ernie Whitt | Sept. 12, 1987 | NY Yankees (H) |
| 6 | Ernie Whitt | Sept. 27, 1988 | Baltimore (A) |
| 6 | Kelly Gruber | April 16, 1989 | Kansas City (H) |
| 6 | George Bell | June 8, 1990 | Minnesota (A) |
| 6 | Charlie O'Brien | May 14, 1997 | Detroit (A) |
| 6 | Carlos Delgado | June 7, 2000 | Atlanta (A) |
| 6 | Raul Mondesi | May 4, 2001 | Seattle (A) |
| 6 | Raul Mondesi | June 29, 2001 | Boston (H) |
| 6 | Jose Cruz Jr. | June 25, 2002 | Tampa Bay (A) |
| 6 | Carlos Delgado | Sept. 25, 2003 | Tampa Bay (H) |
| 6 | Reed Johnson | July 1, 2005 | Boston (A) |
| 6 | Adam Lind | April 6, 2009 | Detroit (H) |
| 6 | J.P. Arencibia | May 18, 2012 | NY Yankees (H) |
| 6 | Adam Lind | Sept. 7, 2013 | Minnesota (A) |
| 6 | Edwin Encarnacion | June 20, 2014 | Cincinnati (A) |
| 6 | Josh Donaldson | Aug. 22, 2015 | Los Angeles (A) |
| 6 | Edwin Encarnacion | May 5, 2016 | Texas |

BIOGRAPHIES

LAST SEASON

HISTORY

RECORDS

OPPONENTS

PLAYER DEV.

MEDIA & MISC.



PITCHING

| Category | Record | Player | Opponent | Date |
|-----------------------------|--------|----------------------------------|----------------------------------|--------------------------|
| Innings..... | 12 | Jesse Jefferson Dave Stieb | Boston (H) Oakland (H) | May 23/78 May 17/80 |
| Most Innings, Reliever..... | 7.1 | Mike Willis | Boston (H), 1st g | Sept. 27/77 |
| Hits..... | 14 | Josh Towers | Minnesota (H) | May 27/05 |
| Runs..... | 13 | David Wells | Milwaukee (A) | Aug. 25/92 |
| Earned Runs..... | 13 | David Wells | Milwaukee (A) | Aug. 20/92 |
| Home Runs..... | 5 | Pat Hentgen Pat Hentgen | Cleveland (H) Boston (H) | May 26/95 June 25/97 |
| Strikeouts..... | 18 | Brett Cecil | Boston (A) | May 20/10 |
| Walks..... | 9 | Roger Clemens Jesse Jefferson | Kansas City (H) Baltimore (H) | Aug. 25/98 June 18/77 |
| | | Jim Clancy Pat Hentgen | Chicago-AL (A) Seattle (A) | Aug. 30/84 July 15/95 |
| | | Chris Carpenter | Seattle (H) | Aug. 16/99 |
| Hit Batsmen..... | 3 | 7x, last: Mark Buehrle | Tampa Bay (A) | Oct. 2/15 |
| Wild Pitches..... | 4 | John Cerutti Edwin Hurtado | Boston (A) Cleveland (A) | July 3/86 Aug. 31/95 |
| | | Al Leiter Kyle Drabek | Boston (A) Kansas City (A) | Sept. 23/95 June 7/11 |

FIELDING

PITCHERS

| Category | Record | Player | Opponent | Date |
|-------------------------|--------|----------------|-------------|------------|
| Most Putouts..... | 5 | Roy Halladay | Detroit (A) | June 2/02 |
| Most Assists..... | 8 | Jim Clancy | Seattle (A) | April 4/84 |
| Most Errors..... | 3 | Juan Guzman | Anaheim (H) | May 23/97 |
| Most Double Plays..... | 3 | Dave Lemanczyk | Boston (H) | Sept. 7/77 |
| Most Total Chances..... | 8 | Jim Clancy | Seattle (A) | April 4/84 |

CATCHERS

| Category | Record | Player | Opponent | Date |
|-------------------------|--------|---------------------------|--------------------|-------------|
| Most Putouts..... | 18 | Darrin Fletcher | Kansas City (H) | Aug. 25/98 |
| Most Assists..... | 5 | Jose Molina | Tampa Bay (A) | April 25/10 |
| | 5 | J.P. Arencibia | Baltimore (A) | July 13/13 |
| Most Errors..... | 2 | 12x, last: Rod Barajas | Los Angeles-AL (A) | May 7/09 |
| Most Double Plays..... | 2 | 15x, last: Dioner Navarro | Chicago (A) | June 28/14 |
| Most Passed Balls..... | 3 | 2x, last: Russell Martin | Boston (A) | June 13/15 |
| Most Total Chances..... | 18 | 6x, last: Jeff Mathis | Chicago-AL (H) | Aug. 13/12 |

FIRST BASEMEN

| Category | Record | Player | Opponent | Date |
|-------------------------|--------|---|--------------------------|------------------------|
| Most Putouts..... | 22 | Edwin Encarnacion (18 inn.) | Texas (H) | June 8/13 |
| | 20 | 5x, last: Juan Rivera | Chicago-AL (H) | May 28/11 |
| Most Assists..... | 4 | 31x, last: Edwin Encarnacion | Cleveland (A) | May 2/15 |
| Most Errors..... | 3 | Willie Upshaw (11 inn.) Fred McGriff | Boston (A) Boston (A) | July 1/86 June 4/89 |
| | | John Olerud | Texas (A) | May 5/93 |
| Most Double Plays..... | 6 | Lyle Overbay | Minnesota (A) | Aug. 12/06 |
| Most Total Chances..... | 24 | Carlos Delgado (17 inn.) | New York-AL (H) | April 19/01 |
| | 23 | Lyle Overbay | Seattle (H) | July 15/06 |

SECOND BASEMEN

| Category | Record | Player | Opponent | Date |
|-------------------------|--------|---|----------------------------------|--------------------------|
| Most Putouts..... | 12 | Tomas Perez (14 inn.) | Kansas City (A) | Aug. 20/96 |
| | 8 | 6x, last: Carlos Garcia | Boston (H) | July 10/97 |
| Most Assists..... | 10 | 5x, last: Darwin Barney (19 inn.) | Cleveland (H) | July 1/16 |
| Most Errors..... | 3 | Garth Iorg | California (A) | April 28/78 |
| | | Hector Torres | Baltimore (A) | June 24/77 |
| | | Emilio Bonifacio | Boston (H) | April 5/13 |
| Most Double Plays..... | 5 | Roberto Alomar (11 inn.) Tilson Brito | New York-AL (H) Detroit (H) | May 10/95 April 16/96 |
| | | Aaron Hill | Minnesota (A) | Aug. 12/06 |
| Most Total Chances..... | 15 | Damaso Garcia | Kansas City (H) | May 7/82 |
| | | Emilio Bonifacio (16.2 inn.) Tomas Perez (14 inn.) | San Diego (A) Kansas City (A) | May 31/13 Aug. 20/96 |



THIRD BASEMEN

| Category | Record | Player | Opponent | Date |
|--------------------------|--------|--|---|--|
| Most Putouts..... | 6 | Kelly Gruber Ed Sprague Matt Dominguez | Milwaukee (H) Cleveland (A) Boston (A) | Aug. 27/92 June 15/94 June 5/16 |
| Most Assists..... | 9 | Roy Howell | Milwaukee (H), 2nd g | June 14/78 |
| Most Errors..... | 3 | Dave Baker Kelly Gruber Kelly Gruber | Oakland (H), 2nd g Baltimore (A) Chicago-AL (A) | Sept. 15/82 June 27/89 May 23/92 |
| Most Double Plays..... | 3 | 4x, last: Eric Hinske | Texas (H) | Aug. 8/03 |
| Most Total Chances | 11 | Roy Howell Ed Sprague | Milwaukee (H) Seattle (H) | April 17/80 July 1/91 |

SHORTSTOPS

| Category | Record | Player | Opponent | Date |
|--------------------------|--------|--|--|---|
| Most Putouts..... | 8 | Alfredo Griffin Alex Gonzalez | Texas (A) Cleveland (H) Minnesota (H) | Sept. 2/81 May 16/97 Aug. 2/01 |
| Most Assists..... | 13 | Alex Gonzalez | Cleveland (H) | April 26/96 |
| Most Errors..... | 3 | Hector Torres Alfredo Griffin Luis Sojo | Baltimore (A) Texas (A) Cleveland (A) | June 24/77 May 13/82 Aug. 31/90 |
| Most Double Plays..... | 5 | Alfredo Griffin Alex Gonzalez Marco Scutaro | California (A) Chicago-AL (A) Tampa Bay (H) | May 7/80 April 24/98 Sept. 6/08 |
| Most Total Chances | 16 | John McDonald (13.2 inn.) Alex Gonzalez Marco Scutaro (13 inn) | Los Angeles-AL (A) Cleveland (H) Tampa Bay (H) | April 9/11 April 26/96 Sept. 6/08 |

OUTFIELDERS

| Category | Record | Player | Opponent | Date |
|--------------------------|--------|--|--|--|
| Most Putouts..... | 10 | Lloyd Moseby (10 inn.) Shannon Stewart (11 inn.) Jose Cruz Jr. | New York-AL (H) 1st g Boston (H) Cleveland (A) | Aug. 2/83 Sept. 3/98 Oct. 1/99 |
| Most Assists..... | 3 | Raul Mondesi Steve Bowling | Montreal (A) Oakland (H) | July 8/00 Aug. 27/77 |
| Most Errors..... | 2 | Rick Bosetti | Detroit (H) | May 28/79 |
| Most Double Plays..... | 2 | 20x, last: Ezequiel Carrera | Detroit (A) | July 3/15 |
| Most Total Chances | 10 | 4x, last: Dewayne Wise Lloyd Moseby (10 inn.) Shannon Stewart (11 inn.) Jose Cruz Jr. Raul Mondesi | Chicago-AL (A) New York-AL (H) 1st g Boston (H) Cleveland (A) Montreal (A) | Aug. 6/02 Aug. 2/83 Sept. 3/98 Oct. 1/99 July 8/00 |

CALL IT A DRAW

The Blue Jays have played three tie games in their history. The first one was on May 13, 1984 at Cleveland. With one out in the top of the 8th inning, the rains came and play could not resume with the score tied at 4-4. The game had to be completely replayed as part of a TWDH on August 15. The second occurrence was in Cleveland on August 26, 1986. Play was halted after nine innings due to rain with the scored tied at 6-6. The game was completely replayed as part of an August 27 TWDH. The third time was on April 26, 1998 after six innings. The Blue Jays and White Sox were tied at 5-5 when the rains came and cancelled the game in Chicago. The game was completely replayed on July 15 as part of a TWDH. Though the games were rained out, the statistics from the games were entered into the books.

OVER UNDER

In 2009, the Jays became the first American League Club since the 1918 Chicago White Sox & just the 8th Major League Club, all time, to finish a season at least 10 games below the .500 mark while scoring more runs than they had allowed.

| Year | Club | Record | Run Differential |
|------|----------------------|--------|------------------|
| 1907 | Cincinnati Reds | 66-87 | 526+/519- (7) |
| 1918 | Chicago White Sox | 57-67 | 457+/446- (11) |
| 1953 | New York Giants | 70-84 | 768+/747- (21) |
| 1972 | San Francisco Giants | 69-86 | 662+/649- (13) |
| 1980 | St. Louis Cardinals | 74-88 | 738+/710- (28) |
| 1984 | Pittsburgh Pirates | 75-87 | 615+/567- (48) |
| 2001 | Colorado Rockies | 73-89 | 923+/906- (17) |
| 2009 | Toronto Blue Jays | 75-87 | 798+/771- (27) |



PITCHING

| Category | Record | Player | Date |
|----------------|--------|-----------------------------------|-----------|
| Games | 18 | Mark Eichhorn | June '87 |
| Wins | 6 | 4x, 4 players, last: Roy Halladay | May '03 |
| Losses | 7 | Jesse Jefferson | Aug. '80 |
| SO | 68 | Roger Clemens | Aug. '98 |
| IP | 60.2 | Doyle Alexander | Sept. '84 |
| Saves | 11 | Billy Koch | July '99 |
| | | Kelvin Escobar | Sept. '02 |
| ERA (Starters) | 0.89 | Roger Clemens | July '97 |
| CG | 5 | Tom Underwood | June '79 |
| | | Pat Hentgen | Aug. '96 |
| | | Roy Halladay | Sept. '03 |
| Starts | 8 | Luis Leal | Aug. '82 |
| SHO | 3 | Dave Stieb | Sept. '88 |
| | | Roger Clemens | Aug. '98 |

BATTING

| Category | Record | Player | Date |
|----------|--------|----------------------------------|-----------------|
| AB | 134 | Lloyd Moseby | Aug. '83 |
| H | 47 | Lloyd Moseby | Aug. '83 |
| R | 31 | Shawn Green | Aug. '98 |
| 2B | 19 | Carlos Delgado | July '00 |
| 3B | 5 | Alfredo Griffin | May '79 |
| | 5 | Lloyd Moseby | June '84 |
| | 5 | Orlando Hudson | Aug. '02 |
| HR | 16 | Edwin Encarnacion | May '14 |
| RBI | 35 | Josh Donaldson/Edwin Encarnacion | Aug. '15 |
| XBH | 24 | Carlos Delgado | July '00 |
| BB | 30 | Fred McGriff | Aug. '8 |
| | | Jose Bautista | March/April '14 |
| SB | 18 | Dave Collins | Aug. '84 |
| AVG | .450 | John Olerud | April '93 |
| SLG % | .919 | Edwin Encarnacion | Aug. '15 |
| OBP % | .550 | Frank Catalanotto | April '06 |

LONGEST RAIN DELAYS

AT EXHIBITION STADIUM

- 3:34 delay to start game vs. CLE, Aug. 2, 1987 (W 11-5)... Game started at 5:09 pm and ended at 7:55 pm (time of game-2:46)
- 3:18 delay to start game vs. BOS, Sept. 26, 1985 (L 4-1)... Game started at 1:53 pm and ended at 1:02 am (time of game-2:09)
- 3:16 delay in bottom of 5th inning vs. BOS, June 22, 1985 (L 5-3)... Game started at 1:39 pm and ended at 7:47 pm (time of game-2:25)
- 3:01 delay vs. BOS, June 17, 1984 (W 5-3)... 1:33 delay to start game and 1:28 delay at start of bottom of the 5th inning... Game started at 3:08 pm and ended 7:47 pm (time of game-2:48)

AT ROGERS CENTRE

- 0:26 delay on July 26, 2003 vs. the Chicago White Sox
- 0:14 delay on Aug. 10, 1991 vs. the Boston Red Sox

LONGEST RAIN DELAYS ON THE ROAD

- 3:47 delay in the 5th inning at CLE, April 10, 2009... Game started at 4:08 pm and ended at 11:20 pm
- 3:32 delay to start the game at NYY, Aug. 22, 2013... Game started at 4:37 pm and ended at 7:44 pm
- 3:05 delay to start game at CIN, June 8, 2003... Game started at 1:15 pm and ended at 3:37 pm
- 2:41 delay to start game at COL, June 28, 2016 (W, 14-9)...Game started at 9:21 pm and ended at 1:30 am

LATEST ENDING GAMES

- 1:30 am at COL, June 28, 2016 (time of game-3:51), W 14-9
- 1:25 am at BAL, June 19, 1998 (time of game-5:49), L 7-4 in 15 innings
- 1:06 am at BOS, May 3, 1996 (time of game-3:20), L 8-7...Suspended game after 6 innings, resumed next day.
- 1:05 am vs. NYY, Apr. 19, 2001 (at SkyDome, time of game-5:57), L 6-5 in 17 innings
- 1:02 am vs. BOS, Sept. 26, 1985 vs. BOS (time of game-2:09), L 4-1...3:18 delay to start game.
- 1:02 am at BAL, Aug. 3, 1984 (time of game-2:45), W 5-2...:207 rain delay in top of 4th inning.

SUSPENDED GAMES

The Blue Jays have played four suspended games in their history.

- 1) Aug. 28, 1980 vs. MIN (L 7-5 in 15 innings)...Game was suspended after 14 innings due to 5 pm Canadian National Exhibition curfew.
- 2) Sept. 17, 1980 at NYY (L 8-7 in 13 innings)...Game was completed the next day after the contest had been halted the night before with the Jays batting in the 10th inning.
- 3) May 3, 1996 at BOS (L 8-7)...Play was stopped at 1:06 am after 6 innings due to 1:00 am curfew...The game was completed the next day.
- 4) July 23, 2008 at BAL (W 5-1)...Contest was suspended in the 6th inning due to rain with the Jays leading by a score of 2-1...The game was continued the next day on July 24.



CLUB RECORDS

TORONTO'S BEST WON/LOST RECORDS

| BEST | | WORST | | BEST | | WORST | | BEST | | WORST | | | | |
|------|-------|-------------|-------|-------------|-----|-------|----------|-------|-------|-------|-------|-------|--------|-------|
| G | W-L | YR | W-L | YR | G | W-L | YR | W-L | YR | G | W-L | YR | | |
| 1 | 1-0 | 21 times | 0-1 | 17 times | 54 | 36-18 | 84/85 | 13-41 | 79 | 109 | 69-40 | 85 | 33-76 | 79 |
| 2 | 2-0 | 13 times | 0-2 | 5 times | 55 | 36-19 | 84/85 | 13-42 | 79 | 110 | 69-41 | 85 | 33-77 | 79 |
| 3 | 3-0 | 92/96 | 0-3 | 79/03/04 | 56 | 37-19 | 85 | 14-42 | 79 | 111 | 70-41 | 85 | 33-78 | 79 |
| 4 | 4-0 | 92 | 1-3 | 6 times | 57 | 38-19 | 85 | 15-42 | 79 | 112 | 70-42 | 85 | 34-78 | 79 |
| 5 | 5-0 | 92 | 1-4 | 78/04 | 58 | 38-20 | 85/87 | 16-42 | 79/81 | 113 | 71-42 | 85 | 34-79 | 79 |
| 6 | 6-0 | 92 | 1-5 | 04 | 59 | 39-20 | 87 | 16-43 | 79 | 114 | 72-42 | 85 | 34-80 | 79 |
| 7 | 6-1 | 92/94 | 2-5 | 5 times | 60 | 39-21 | 87 | 17-43 | 79 | 115 | 72-43 | 85 | 35-80 | 79 |
| 8 | 7-1 | 92 | 2-6 | 78/81/04 | 61 | 39-22 | 84/85/87 | 17-44 | 79 | 116 | 72-44 | 85 | 35-81 | 79 |
| 9 | 8-1 | 92 | 2-7 | 78 | 62 | 40-22 | 84 | 18-44 | 79 | 117 | 73-44 | 85 | 36-81 | 79 |
| 10 | 9-1 | 92 | 2-8 | 78 | 63 | 41-22 | 84/87 | 18-45 | 79 | 118 | 73-45 | 85 | 37-81 | 79 |
| 11 | 9-2 | 92 | 3-8 | 78/81/04 | 64 | 41-23 | 84/87 | 18-46 | 79 | 119 | 74-45 | 85 | 38-81 | 79 |
| 12 | 10-2 | 92 | 3-9 | 78/81/04 | 65 | 41-24 | 84/87 | 19-46 | 79 | 120 | 74-46 | 85 | 38-82 | 79 |
| 13 | 10-3 | 92 | 3-10 | 81/04 | 66 | 42-24 | 84 | 20-46 | 79 | 121 | 75-46 | 85 | 39-82 | 79 |
| 14 | 11-3 | 92 | 3-11 | 04 | 67 | 42-25 | 84/87 | 21-46 | 78/79 | 122 | 76-46 | 85 | 39-83 | 79 |
| 15 | 12-3 | 92 | 4-11 | 04 | 68 | 43-25 | 84 | 22-46 | 78/79 | 123 | 77-46 | 85 | 39-84 | 79 |
| 16 | 12-4 | 92/99 | 4-12 | 04 | 69 | 43-26 | 84/85/87 | 22-47 | 78/79 | 124 | 77-47 | 85 | 39-85 | 79 |
| 17 | 13-4 | 92 | 5-12 | 04 | 70 | 44-26 | 87 | 23-47 | 78/79 | 125 | 78-47 | 85 | 39-86 | 79 |
| 18 | 14-4 | 92 | 6-12 | 79/03/04 | 71 | 44-27 | 85/87 | 23-48 | 79 | 126 | 79-47 | 85 | 39-87 | 79 |
| 19 | 15-4 | 92 | 6-13 | 79/03 | 72 | 45-27 | 85/87 | 23-49 | 79 | 127 | 79-48 | 85 | 40-87 | 79 |
| 20 | 15-5 | 92 | 6-14 | 79 | 73 | 45-28 | 85/87 | 23-50 | 79 | 128 | 80-48 | 85 | 40-88 | 79 |
| 21 | 15-6 | 92 | 7-14 | 79/81/03/04 | 74 | 46-28 | 85 | 23-51 | 79 | 129 | 81-48 | 85 | 41-88 | 79 |
| 22 | 16-6 | 92 | 7-15 | 79/03/04 | 75 | 46-29 | 85 | 24-51 | 79 | 130 | 81-49 | 85 | 42-88 | 79 |
| 23 | 16-7 | 92 | 7-16 | 79/04 | 76 | 46-30 | 85/93 | 24-52 | 79 | 131 | 82-49 | 85 | 42-89 | 79 |
| 24 | 16-8 | 92/01 | 7-17 | 79 | 77 | 47-30 | 85/93 | 24-53 | 79 | 132 | 82-50 | 85 | 42-90 | 79 |
| 25 | 16-9 | 92/01/09 | 7-18 | 79 | 78 | 48-30 | 93 | 24-54 | 79 | 133 | 83-50 | 85 | 42-91 | 79 |
| 26 | 17-9 | 92/01/09 | 8-18 | 78/79/04 | 79 | 48-31 | 85/92/93 | 24-55 | 79 | 134 | 84-50 | 85 | 43-91 | 79 |
| 27 | 18-9 | 92/09 | 8-19 | 79 | 80 | 49-31 | 92 | 24-56 | 79 | 135 | 84-51 | 85 | 43-92 | 79 |
| 28 | 19-9 | 92 | 8-20 | 79 | 81 | 50-31 | 92 | 24-57 | 79 | 136 | 85-51 | 85 | 44-92 | 79 |
| 29 | 20-9 | 92 | 8-21 | 79 | 82 | 51-31 | 92 | 25-57 | 79 | 137 | 86-51 | 85 | 44-93 | 79 |
| 30 | 21-9 | 92 | 8-22 | 79 | 83 | 52-31 | 92 | 26-57 | 79 | 138 | 87-51 | 85 | 44-94 | 79 |
| 31 | 21-10 | 92 | 8-23 | 79 | 84 | 53-31 | 92 | 26-58 | 79 | 139 | 88-51 | 85 | 44-95 | 79 |
| 32 | 21-11 | 87/92 | 8-24 | 79 | 85 | 53-32 | 85/92 | 27-58 | 79 | 140 | 88-52 | 85 | 44-96 | 79 |
| 33 | 22-11 | 92 | 9-24 | 79 | 86 | 53-33 | 85/92 | 27-59 | 79 | 141 | 89-52 | 85 | 44-97 | 79 |
| 34 | 23-11 | 92 | 9-25 | 79 | 87 | 53-34 | 85/92 | 27-60 | 79 | 142 | 90-52 | 85 | 44-98 | 79 |
| 35 | 24-11 | 92 | 9-26 | 79 | 88 | 54-34 | 92 | 28-60 | 79 | 143 | 91-52 | 85 | 45-98 | 79 |
| 36 | 25-11 | 92 | 9-27 | 79 | 89 | 54-35 | 92 | 28-61 | 79 | 144 | 91-53 | 85 | 46-98 | 79 |
| 37 | 25-12 | 92 | 10-27 | 79 | 90 | 55-35 | 92 | 28-62 | 79 | 145 | 91-54 | 85 | 46-99 | 79 |
| 38 | 25-13 | 92 | 10-28 | 79 | 91 | 56-35 | 92 | 28-63 | 79 | 146 | 92-54 | 85 | 47-99 | 79 |
| 39 | 25-14 | 84/85/92/09 | 10-29 | 79 | 92 | 56-36 | 92 | 29-63 | 79 | 147 | 93-54 | 85 | 48-99 | 79 |
| 40 | 26-14 | 84/85/09 | 10-30 | 79 | 93 | 57-36 | 92 | 29-64 | 79 | 148 | 93-55 | 85 | 49-99 | 79 |
| 41 | 27-14 | 84/85/09 | 10-31 | 79 | 94 | 57-37 | 85/92 | 29-65 | 79 | 149 | 94-55 | 85 | 50-99 | 79 |
| 42 | 28-14 | 84/85 | 11-31 | 79 | 95 | 58-37 | 85/92 | 29-66 | 79 | 150 | 95-55 | 85 | 50-100 | 79 |
| 43 | 29-14 | 84/85 | 11-32 | 79 | 96 | 59-37 | 85 | 29-67 | 79 | 151 | 95-56 | 85 | 50-101 | 79 |
| 44 | 30-14 | 84/85 | 11-33 | 79 | 97 | 60-37 | 85 | 29-68 | 79 | 152 | 95-57 | 85 | 50-102 | 79 |
| 45 | 31-14 | 84/85 | 12-33 | 79 | 98 | 61-37 | 85 | 29-69 | 79 | 153 | 96-57 | 85 | 51-102 | 79 |
| 46 | 31-15 | 84/85 | 12-34 | 79 | 99 | 62-37 | 85 | 29-70 | 79 | 154 | 97-57 | 85 | 52-102 | 77/79 |
| 47 | 32-15 | 84 | 12-35 | 79 | 100 | 63-37 | 85 | 30-70 | 79 | 155 | 98-57 | 85 | 52-103 | 77/79 |
| 48 | 33-15 | 84 | 12-36 | 79 | 101 | 63-38 | 85 | 31-70 | 79 | 156 | 98-58 | 85 | 52-104 | 77/79 |
| 49 | 34-15 | 84 | 12-37 | 79 | 102 | 64-38 | 85 | 31-71 | 79 | 157 | 98-59 | 85 | 52-105 | 77 |
| 50 | 34-16 | 84/85 | 12-38 | 79 | 103 | 65-38 | 85 | 32-71 | 79 | 158 | 98-60 | 85 | 53-105 | 77/79 |
| 51 | 35-16 | 85 | 12-39 | 79 | 104 | 66-38 | 85 | 32-72 | 79 | 159 | 98-61 | 85 | 53-106 | 77/79 |
| 52 | 36-16 | 85 | 13-39 | 79 | 105 | 67-38 | 85 | 32-73 | 79 | 160 | 99-61 | 85 | 53-107 | 79 |
| 53 | 36-17 | 84/85 | 13-40 | 79 | 106 | 67-39 | 85 | 32-74 | 79 | 161 | 99-62 | 85 | 53-108 | 79 |
| | | | | | 107 | 68-39 | 85 | 32-75 | 79 | 162 | 96-66 | 87/92 | 53-109 | 79 |
| | | | | | 108 | 69-39 | 85 | 32-76 | 79 | | | | | |



MEDIA & MISC. | PLAYER DEV. | OPPONENTS | RECORDS | HISTORY | LAST SEASON | BIOGRAPHIES

BLUE JAYS MONTHLY RECORDS

| | | APR. W-L | MAY W-L | JUNE W-L | JULY W-L | AUG. W-L | SEPT./ OCT. W-L | AT ALL-STAR W-L | POST ALL-STAR W-L | TOTAL W-L |
|------|---|-------------|------------|-------------|-------------|-------------|-----------------------|-----------------------|-------------------------|--------------|
| 1977 | H | 6-4 | 5-10 | 3-9 | 5-10 | 3-8 | 3-14 | 18-27 | 7-28 | 25-55 |
| | A | 4-7 | 3-7 | 7-8 | 2-11 | 7-10 | 6-9 | 16-31 | 13-21 | 29-52 |
| | T | 10-11 | 8-17 | 10-17 | 7-21 | 10-18 | 9-23 | 34-58 | 20-49 | 54-107 |
| 1978 | H | 4-7 | 7-7 | 6-8 | 7-7 | 10-3 | 3-12 | 19-23 | 18-21 | 37-44 |
| | A | 4-6 | 2-11 | 3-9 | 6-11 | 6-11 | 1-10 | 13-30 | 9-28 | 22-58 |
| | T | 8-13 | 9-18 | 9-17 | 13-18 | 16-14 | 4-22 | 32-53 | 27-49 | 59-102 |
| 1979 | H | 3-8 | 3-15 | 6-5 | 5-6 | 6-8 | 9-7 | 14-32 | 18-17 | 32-49 |
| | A | 4-7 | 2-8 | 6-14 | 3-11 | 5-9 | 1-11 | 15-32 | 6-28 | 21-60 |
| | T | 7-15 | 5-23 | 12-19 | 8-17 | 11-17 | 10-18 | 29-64 | 24-45 | 53-109 |
| 1980 | H | 3-1 | 8-9 | 7-7 | 5-10 | 6-8 | 6-11 | 18-19 | 17-27 | 35-46 |
| | A | 6-6 | 5-5 | 3-10 | 6-7 | 5-12 | 7-9 | 15-24 | 17-25 | 32-49 |
| | T | 9-7 | 13-14 | 10-17 | 11-17 | 11-20 | 13-20 | 33-43 | 34-52 | 67-95 |
| 1981 | H | 2-7 | 5-10 | 0-5 | — | 4-8 | 6-6 | 7-22 | 10-14 | 17-36 |
| | A | 5-5 | 4-10 | 0-5 | — | 5-2 | 6-11 | 9-20 | 11-13 | 20-33 |
| | T | 7-12 | 9-20 | 0-10 | — | 9-10 | 12-17 | 16-42 | 21-27 | 37-69 |
| 1982 | H | 5-6 | 6-5 | 7-10 | 9-4 | 7-8 | 10-4 | 19-24 | 25-13 | 44-37 |
| | A | 3-6 | 7-9 | 5-4 | 6-8 | 6-12 | 7-8 | 18-23 | 16-24 | 34-47 |
| | T | 8-12 | 13-14 | 12-14 | 15-12 | 13-20 | 17-12 | 37-47 | 41-37 | 78-84 |
| 1983 | H | 4-4 | 12-6 | 6-3 | 8-8 | 7-6 | 11-6 | 23-15 | 25-18 | 48-33 |
| | A | 4-6 | 6-3 | 10-9 | 7-4 | 8-13 | 6-5 | 20-18 | 21-22 | 41-40 |
| | T | 8-10 | 18-9 | 16-12 | 15-12 | 15-19 | 17-11 | 43-33 | 46-40 | 89-73 |
| 1984 | H | 5-5 | 15-2 | 9-5 | 7-6 | 6-5 | 7-9 | 34-15 | 15-17 | 49-32 |
| | A | 8-4 | 4-4 | 4-11 | 7-8 | 12-7 | 5-7 | 16-19 | 24-22 | 40-41 |
| | T | 13-9 | 19-6 | 13-16 | 14-14 | 18-12 | 12-16 | 50-34 | 39-39 | 89-73 |
| 1985 | H | 5-4 | 9-2 | 11-5 | 10-4 | 5-3 | 12-8 | 26-13 | 28-13 | 54-26 |
| | A | 8-3 | 8-6 | 5-8 | 8-6 | 12-7 | 6-6 | 27-22 | 18-24 | 45-36 |
| | T | 13-7 | 17-8 | 16-13 | 18-10 | 17-10 | 18-14 | 53-35 | 46-37 | 99-62 |
| 1986 | H | 4-7 | 7-5 | 10-8 | 5-5 | 11-5 | 5-9 | 26-25 | 16-14 | 42-39 |
| | A | 5-4 | 7-10 | 7-3 | 10-6 | 7-5 | 8-9 | 21-18 | 23-19 | 44-37 |
| | T | 9-11 | 14-15 | 17-11 | 15-11 | 18-10 | 13-18 | 47-43 | 39-33 | 86-76 |
| 1987 | H | 7-4 | 7-3 | 8-7 | 12-4 | 5-6 | 13-5 | 28-16 | 24-13 | 52-29 |
| | A | 5-4 | 9-8 | 9-4 | 3-8 | 12-6 | 6-7 | 23-20 | 21-17 | 44-37 |
| | T | 12-8 | 16-11 | 17-11 | 15-12 | 17-12 | 19-12 | 51-36 | 45-30 | 96-66 |
| 1988 | H | 4-9 | 6-5 | 10-4 | 4-8 | 7-7 | 14-3 | 23-24 | 22-12 | 45-36 |
| | A | 5-4 | 7-11 | 7-7 | 8-6 | 7-7 | 8-4 | 19-22 | 23-17 | 42-39 |
| | T | 9-13 | 13-16 | 17-11 | 12-14 | 14-14 | 22-7 | 42-46 | 45-29 | 87-75 |
| 1989 | H | 4-5 | 8-9 | 6-5 | 6-8 | 14-4 | 8-5 | 20-23 | 26-12 | 46-35 |
| | A | 5-11 | 3-6 | 11-5 | 9-4 | 6-5 | 9-6 | 22-22 | 21-16 | 43-38 |
| | T | 9-16 | 11-15 | 17-10 | 15-12 | 20-9 | 17-11 | 42-45 | 47-28 | 89-73 |
| 1990 | H | 9-4 | 5-9 | 6-8 | 9-5 | 5-8 | 10-3 | 26-23 | 18-14 | 44-37 |
| | A | 3-5 | 9-5 | 8-5 | 5-7 | 8-8 | 8-9 | 21-15 | 21-24 | 42-39 |
| | T | 12-9 | 14-14 | 15-13 | 14-12 | 13-16 | 18-12 | 47-38 | 39-38 | 86-76 |
| 1991 | H | 8-3 | 8-5 | 8-7 | 8-6 | 6-8 | 8-6 | 27-16 | 19-19 | 46-35 |
| | A | 4-6 | 7-7 | 8-5 | 7-5 | 9-6 | 10-7 | 22-18 | 23-18 | 45-36 |
| | T | 12-9 | 15-12 | 16-12 | 15-11 | 15-14 | 18-13 | 49-34 | 42-37 | 91-71 |
| 1992 | H | 11-4 | 8-6 | 4-5 | 11-4 | 7-4 | 12-5 | 31-18 | 22-10 | 53-28 |
| | A | 5-3 | 7-6 | 10-7 | 5-6 | 7-12 | 9-4 | 22-16 | 21-22 | 43-38 |
| | T | 16-7 | 15-12 | 14-12 | 16-10 | 14-16 | 21-9 | 53-34 | 43-32 | 96-66 |
| 1993 | H | 9-4 | 8-6 | 10-3 | 7-9 | 7-6 | 7-5 | 28-19 | 20-14 | 48-33 |
| | A | 4-6 | 8-6 | 9-6 | 5-5 | 10-6 | 11-5 | 21-21 | 26-13 | 47-34 |
| | T | 13-10 | 16-12 | 19-9 | 12-14 | 17-12 | 18-10 | 49-40 | 46-27 | 95-67 |
| 1994 | H | 9-2 | 10-8 | 3-8 | 9-4 | 2-4 | — | 24-19 | 9-7 | 33-26 |
| | A | 5-8 | 0-8 | 5-10 | 8-6 | 4-2 | — | 14-29 | 8-5 | 22-34 |
| | T | 14-10 | 10-16 | 8-18 | 17-10 | 6-6 | — | 38-48 | 17-12 | 55-60 |
| 1995 | H | 3-2 | 7-8 | 6-5 | 5-8 | 5-8 | 3-12 | 16-17 | 13-26 | 29-43 |
| | A | — | 4-8 | 3-11 | 10-6 | 6-10 | 4-10 | 11-23 | 16-22 | 27-45 |
| | T | 3-2 | 11-16 | 9-16 | 15-14 | 11-18 | 7-22 | 27-40 | 29-48 | 56-88 |
| 1996 | H | 5-9 | 8-5 | 5-6 | 7-7 | 5-9 | 5-10 | 19-22 | 16-24 | 35-46 |
| | A | 6-5 | 5-10 | 7-9 | 6-7 | 9-6 | 6-5 | 19-27 | 20-15 | 39-42 |
| | T | 11-14 | 13-15 | 12-15 | 13-14 | 14-15 | 11-15 | 38-49 | 36-39 | 74-88 |
| 1997 | H | 5-7 | 7-8 | 5-11 | 8-4 | 8-6 | 9-3 | 20-29 | 22-10 | 42-39 |
| | A | 6-5 | 8-5 | 6-4 | 5-11 | 7-9 | 2-13 | 20-14 | 14-33 | 34-47 |
| | T | 11-12 | 15-13 | 11-15 | 13-15 | 15-15 | 11-16 | 40-43 | 36-43 | 76-86 |
| 1998 | H | 5-8 | 8-6 | 8-5 | 9-4 | 11-5 | 10-2 | 25-20 | 26-10 | 51-30 |
| | A | 5-8 | 10-5 | 6-9 | 3-11 | 6-5 | 7-6 | 21-22 | 16-22 | 37-44 |
| | T | 10-16 | 18-11 | 14-14 | 12-15 | 17-10 | 17-8 | 46-42 | 42-32 | 88-74 |
| 1999 | H | 9-1 | 4-12 | 13-5 | 9-5 | 2-10 | 3-8 | 29-19 | 11-22 | 40-41 |
| | A | 4-10 | 7-5 | 2-8 | 10-2 | 10-6 | 11-6 | 18-24 | 26-13 | 44-37 |
| | T | 13-11 | 11-17 | 15-13 | 19-7 | 12-16 | 14-14 | 47-43 | 37-35 | 84-78 |
| 2000 | H | 7-7 | 8-8 | 7-3 | 6-7 | 8-3 | 9-8 | 22-18 | 23-18 | 45-36 |
| | A | 5-7 | 8-4 | 9-7 | 5-9 | 7-8 | 8-8 | 26-23 | 12-20 | 38-43 |
| | T | 12-14 | 16-12 | 16-10 | 11-16 | 15-11 | 13-16 | 48-41 | 35-38 | 83-79 |

BIographies

LAST SEASON

HISTORY

RECORDS

OPPONENTS

PLAYER DEV.

MEDIA & MISC.



| | | APR. W-L | MAY W-L | JUNE W-L | JULY W-L | AUG. W-L | SEPT./ OCT. W-L | AT ALL-STAR W-L | POST ALL-STAR W-L | TOTAL W-L |
|------|---|-------------|------------|-------------|-------------|-------------|-----------------------|-----------------------|-------------------------|--------------|
| 2001 | H | 11-5 | 2-8 | 7-11 | 4-7 | 7-5 | 9-6 | 22-27 | 18-15 | 40-42 |
| | A | 5-4 | 8-10 | 5-4 | 7-9 | 9-7 | 6-6 | 20-19 | 20-21 | 40-40 |
| | T | 16-9 | 10-18 | 12-15 | 11-16 | 16-12 | 15-12 | 42-46 | 38-36 | 80-82 |
| 2002 | H | 3-8 | 5-12 | 9-4 | 8-3 | 7-9 | 10-3 | 17-24 | 25-15 | 42-39 |
| | A | 5-8 | 5-5 | 6-8 | 5-11 | 6-8 | 9-5 | 17-28 | 19-17 | 36-45 |
| | T | 8-16 | 10-17 | 15-12 | 13-14 | 13-17 | 19-8 | 34-52 | 44-32 | 78-84 |
| 2003 | H | 4-10 | 9-4 | 9-1 | 3-11 | 4-6 | 12-4 | 23-24 | 18-16 | 41-40 |
| | A | 6-8 | 12-4 | 6-10 | 5-6 | 9-9 | 7-3 | 26-22 | 19-14 | 45-36 |
| | T | 10-18 | 21-8 | 15-11 | 8-17 | 13-15 | 19-7 | 49-46 | 37-30 | 86-76 |
| 2004 | H | 1-8 | 13-6 | 6-6 | 7-5 | 5-10 | 8-6 | 23-23 | 17-18 | 40-41 |
| | A | 6-7 | 2-8 | 6-9 | 4-9 | 4-10 | 5-10 | 16-26 | 11-27 | 27-53 |
| | T | 7-15 | 15-14 | 12-15 | 11-14 | 9-20 | 13-16 | 39-49 | 28-45 | 67-94 |
| 2005 | H | 5-6 | 9-6 | 6-4 | 10-6 | 6-6 | 7-10 | 22-17 | 21-21 | 43-38 |
| | A | 8-6 | 6-6 | 6-11 | 3-6 | 7-9 | 7-6 | 22-27 | 15-17 | 37-44 |
| | T | 13-12 | 15-12 | 12-15 | 13-12 | 13-15 | 14-16 | 44-44 | 36-38 | 80-82 |
| 2006 | H | 8-6 | 11-5 | 9-5 | 7-5 | 6-6 | 9-4 | 29-17 | 21-14 | 50-31 |
| | A | 4-5 | 6-7 | 7-6 | 5-9 | 6-11 | 9-6 | 20-22 | 17-22 | 37-44 |
| | T | 12-11 | 17-12 | 16-11 | 12-14 | 12-17 | 18-10 | 49-39 | 38-36 | 87-75 |
| 2007 | H | 7-7 | 8-5 | 9-6 | 7-2 | 9-7 | 9-5 | 26-19 | 23-13 | 49-32 |
| | A | 6-5 | 4-11 | 5-7 | 7-10 | 6-6 | 6-8 | 17-25 | 17-22 | 34-47 |
| | T | 13-12 | 12-16 | 14-13 | 14-12 | 15-13 | 15-13 | 43-44 | 40-35 | 83-79 |
| 2008 | H | 5-7 | 10-4 | 8-7 | 9-4 | 7-6 | 10-5 | 27-20 | 20-14 | 47-34 |
| | A | 6-10 | 10-6 | 2-9 | 4-7 | 9-6 | 6-5 | 20-28 | 19-14 | 39-42 |
| | T | 11-17 | 20-10 | 10-16 | 13-11 | 16-12 | 16-10 | 47-48 | 39-28 | 86-76 |
| 2009 | H | 7-3 | 11-4 | 6-11 | 5-5 | 5-9 | 10-5 | 25-18 | 19-19 | 44-37 |
| | A | 8-6 | 3-11 | 6-3 | 3-11 | 5-7 | 6-12 | 19-28 | 12-22 | 31-50 |
| | T | 15-9 | 14-15 | 12-14 | 8-16 | 10-16 | 16-17 | 44-46 | 31-41 | 75-87 |
| 2010 | H | 6-9 | 9-2 | 5-6 | 7-4 | 8-6 | 10-6 | 23-20 | 22-13 | 45-33 |
| | A | 6-3 | 10-8 | 4-11 | 7-7 | 7-7 | 6-8 | 21-25 | 19-19 | 40-44 |
| | T | 12-12 | 19-10 | 9-17 | 14-11 | 15-13 | 16-14 | 44-45 | 41-32 | 85-77 |
| 2011 | H | 6-5 | 9-8 | 3-7 | 10-6 | 5-8 | 9-5 | 19-22 | 23-17 | 42-39 |
| | A | 7-9 | 6-5 | 9-8 | 5-5 | 8-7 | 4-8 | 26-25 | 13-17 | 39-42 |
| | T | 13-14 | 15-13 | 12-15 | 15-11 | 13-15 | 13-13 | 45-47 | 36-34 | 81-81 |
| 2012 | H | 6-7 | 9-3 | 6-6 | 7-7 | 5-7 | 8-10 | 23-19 | 18-21 | 41-40 |
| | A | 6-4 | 6-10 | 7-8 | 4-7 | 4-12 | 5-8 | 20-24 | 12-25 | 32-49 |
| | T | 12-11 | 15-13 | 13-14 | 11-14 | 9-19 | 13-18 | 43-43 | 30-46 | 73-89 |
| 2013 | H | 6-8 | 8-8 | 8-1 | 6-11 | 7-5 | 5-8 | 25-21 | 15-20 | 40-41 |
| | A | 4-9 | 5-7 | 9-8 | 4-5 | 5-12 | 7-6 | 20-28 | 14-19 | 34-47 |
| | T | 10-17 | 13-15 | 17-9 | 10-16 | 12-17 | 12-14 | 45-49 | 29-39 | 74-88 |
| 2014 | H | 5-7 | 12-6 | 6-8 | 7-2 | 7-8 | 9-4 | 25-21 | 21-14 | 46-35 |
| | A | 7-8 | 9-3 | 6-7 | 8-9 | 2-9 | 5-8 | 24-26 | 13-18 | 37-44 |
| | T | 12-15 | 21-9 | 12-15 | 15-11 | 9-17 | 14-12 | 49-47 | 34-32 | 83-79 |
| 2015 | H | 5-5 | 9-7 | 11-5 | 6-3 | 12-4 | 10-4 | 26-18 | 27-10 | 53-28 |
| | A | 6-7 | 3-10 | 7-4 | 6-10 | 9-2 | 9-8 | 19-28 | 21-13 | 40-41 |
| | T | 11-12 | 12-17 | 18-9 | 12-13 | 21-6 | 19-12 | 45-46 | 48-23 | 93-69 |
| 2016 | H | 5-7 | 8-7 | 6-4 | 13-6 | 8-4 | 6-7 | 27-20 | 19-15 | 46-35 |
| | A | 6-7 | 9-5 | 9-8 | 3-2 | 9-7 | 7-9 | 24-20 | 19-18 | 43-38 |
| | T | 11-14 | 17-12 | 15-12 | 16-8 | 17-11 | 13-16 | 51-40 | 38-33 | 89-73 |



MISCELLANEOUS STATISTICS

BEST/WORST HOMESTANDS AND ROADTRIPS

(MINIMUM 6 GAMES)

UNDEFEATED HOMESTANDS

| PCT. | W-L | DATES | OPPONENTS |
|-------|-----|-------------------|----------------------|
| 1.000 | 6-0 | Sept. 24-29, 2002 | Baltimore, Detroit |
| 1.000 | 6-0 | Sept. 2-7, 2008 | Minnesota, Tampa Bay |
| 1.000 | 6-0 | June 17-23, 2013 | Colorado, Baltimore |
| 1.000 | 6-0 | June 5-10, 2015 | Houston, Miami |

UNDEFEATED ROADTRIPS

None

WINLESS HOMESTANDS

| | | | |
|------|-----|-----------------------|-------------------|
| .000 | 0-6 | Sept. 26-Oct. 1, 1980 | Boston, Detroit |
| .000 | 0-6 | June 20-26, 1994 | Boston, Baltimore |
| .000 | 0-6 | Aug. 13-18, 1999 | Oakland, Seattle |
| .000 | 0-6 | May 8-13, 2001 | Oakland, Seattle |
| .000 | 0-6 | May 24-29, 2002 | Cleveland, Boston |

WINLESS ROADTRIPS

| | | | |
|------|-----|-----------------|----------------------------|
| .000 | 0-6 | Sept. 3-9, 1979 | Baltimore, Cleveland |
| .000 | 0-6 | May 1-6, 2007 | Cleveland, Texas |
| .000 | 0-9 | May 19-27, 2009 | Boston, Atlanta, Baltimore |

LONGEST WINNING STREAKS (10 OR MORE)

| | | | |
|----|------|-----------------|---------------------------------|
| 11 | 1987 | June 2-13 | SEA 2, BAL 3, NYY 3, BAL 3 |
| 11 | 1998 | Aug. 27-Sept. 7 | KC 1, MIN 3, KC 2, BOS 4, CLE 1 |
| 11 | 2013 | June 11-23 | CWS 1, TEX 4, COL 3, BAL 3 |
| 11 | 2015 | June 2-14 | WSH 2, HOU 3, MIA 3, BOS 3 |
| 11 | 2015 | Aug. 2-13 | KC 1, MIN 4, NYY 3, OAK 3 |
| 10 | 2008 | Aug. 30-Sept. 9 | NYY 2, MIN 3, TB 3, CWS 2 |

LONGEST LOSING STREAKS (10 OR MORE)

| | | | |
|----|------|-----------------|---|
| 12 | 1981 | May 31-Aug. 10 | OAK 1, CAL 3, TEX 3, CWS 2, KC 2, DET 1 |
| 11 | 1977 | Aug. 26-Sept. 6 | OAK 3, MIN 2, SEA 3, BOS 3 |
| 10 | 1994 | June 18-28 | DET 2, BOS 3, BAL 3, MIL 2 |

LONGEST HOME WINNING STREAKS

| | | | |
|----|------|-----------------|----------------------------|
| 10 | 1985 | July 21-Aug. 3 | OAK 1, SEA 3, CAL 4, TEX 2 |
| 9 | 1984 | May 21-June 2 | MIN 3, CLE 4, NYY 2 |
| 9 | 1994 | July 9-24 | KC 2, MIN 3, TEX 4 |
| 9 | 1998 | Aug. 27-Sept. 7 | KC 1, MIN 3, BOS 4, CLE 1 |
| 9 | 2015 | June 5-19 | HOU 3, MIA 3, NYM 2, BAL 1 |

LONGEST ROAD WINNING STREAKS

| | | | |
|---|------|----------------|----------------------------|
| 9 | 1993 | Sept. 14-30 | DET 2, MIN 3, MIL 3, BAL 1 |
| 7 | 1985 | April 14-May 1 | BAL 1, TEX 3, OAK 2, CAL 1 |
| 7 | 1987 | May 25-June 13 | SEA 1, NYY 3, BAL 3 |
| 7 | 1996 | Aug. 18-24 | MIN 1, KC 3, CWS 3 |

LONGEST HOME LOSING STREAKS

| | | | |
|--------|------------|-----------------|----------------------------|
| 11 | 1977 | Aug. 15-Sept. 6 | CAL 2, OAK 3, SEA 3, BOS 3 |
| 9 | 1999 | Aug. 13-29 | OAK 3, SEA 3, TEX 3 |
| 8 | 2004 | April 15-21 | DET 3, BAL 3, BOS 2 |
| 7 - 7x | last: 1997 | June 21-July 1 | BAL 2, BOS 3, MON 2 |

LONGEST ROAD LOSING STREAKS

| | | | |
|----|------|-----------------|----------------------------------|
| 12 | 1979 | July 7-Aug. 11 | TEX 2, MIL 2, MIN 4, KC 3, CWS 1 |
| 11 | 1979 | Aug. 18-Sept. 9 | CAL 1, SEA 3, BAL 3, CLE 3 |
| 9 | 1978 | Sept. 15-Oct. 1 | BAL 3, NYY 3, BOS 3 |
| 9 | 2009 | May 19-27 | BOS 3, ATL 3, BAL 3 |

BIographies

LAST SEASON

HISTORY

RECORDS

OPPONENTS

PLAYER DEV.

MEDIA & MISC.



LONGEST WINNING & LOSING STREAKS

| YEAR | WON | LOST | YEAR | WON | LOST | YEAR | WON | LOST | YEAR | WON | LOST |
|------|-----|------|------|-----|------|------|-----|------|------|-----|------|
| 1977 | 3 | 11 | 1987 | 11 | 7 | 1997 | 5 | 7 | 2007 | 5 | 9 |
| 1978 | 5 | 9 | 1988 | 6 | 6 | 1998 | 11 | 4 | 2008 | 10 | 7 |
| 1979 | 4 | 7 | 1989 | 6 | 4 | 1999 | 8 | 7 | 2009 | 6 | 9 |
| 1980 | 6 | 8 | 1990 | 6 | 6 | 2000 | 5 | 6 | 2010 | 6 | 5 |
| 1981 | 4 | 12 | 1991 | 6 | 7 | 2001 | 4 | 6 | 2011 | 6 | 4 |
| 1982 | 6 | 6 | 1992 | 8 | 5 | 2002 | 7 | 9 | 2012 | 4 | 7 |
| 1983 | 5 | 6 | 1993 | 9 | 6 | 2003 | 6 | 6 | 2013 | 11 | 7 |
| 1984 | 7 | 6 | 1994 | 8 | 10 | 2004 | 6 | 6 | 2014 | 9 | 6 |
| 1985 | 9 | 6 | 1995 | 4 | 8 | 2005 | 4 | 5 | 2015 | 11 | 5 |
| 1986 | 9 | 5 | 1996 | 7 | 6 | 2006 | 5 | 7 | 2016 | 7 | 5 |

WINNING AND LOSING STREAKS — HOME AND ROAD

| | HOME | | ROAD | | | HOME | | ROAD | |
|------|------|------|------|------|------|------|------|------|------|
| | WIN | LOSS | WIN | LOSS | | WIN | LOSS | WIN | LOSS |
| 1977 | 3 | 11 | 6 | 5 | 1997 | 6 | 7 | 6 | 7 |
| 1978 | 5 | 7 | 3 | 9 | 1998 | 9 | 5 | 4 | 4 |
| 1979 | 4 | 7 | 3 | 12 | 1999 | 8 | 9 | 5 | 5 |
| 1980 | 3 | 6 | 6 | 6 | 2000 | 6 | 5 | 3 | 7 |
| 1981 | 3 | 6 | 4 | 7 | 2001 | 5 | 7 | 4 | 4 |
| 1982 | 6 | 4 | 4 | 7 | 2002 | 6 | 6 | 5 | 8 |
| 1983 | 5 | 3 | 4 | 6 | 2003 | 7 | 6 | 6 | 4 |
| 1984 | 9 | 4 | 3 | 6 | 2004 | 6 | 8 | 3 | 6 |
| 1985 | 10 | 3 | 7 | 6 | 2005 | 6 | 5 | 3 | 6 |
| 1986 | 7 | 4 | 5 | 4 | 2006 | 5 | 3 | 3 | 5 |
| 1987 | 7 | 4 | 7 | 5 | 2007 | 8 | 4 | 3 | 7 |
| 1988 | 4 | 5 | 5 | 5 | 2008 | 6 | 6 | 4 | 7 |
| 1989 | 6 | 5 | 4 | 6 | 2009 | 6 | 4 | 3 | 9 |
| 1990 | 6 | 6 | 6 | 4 | 2010 | 5 | 4 | 6 | 5 |
| 1991 | 5 | 5 | 6 | 3 | 2011 | 4 | 5 | 5 | 4 |
| 1992 | 8 | 5 | 5 | 5 | 2012 | 4 | 4 | 4 | 8 |
| 1993 | 5 | 5 | 9 | 4 | 2013 | 7 | 6 | 5 | 7 |
| 1994 | 9 | 7 | 2 | 5 | 2014 | 7 | 4 | 6 | 7 |
| 1995 | 4 | 7 | 5 | 7 | 2015 | 9 | 2 | 5 | 5 |
| 1996 | 3 | 5 | 7 | 4 | 2016 | 7 | 5 | 4 | 4 |

NO SWEEPS

The 1992 Toronto Blue Jays became only the sixth team in Major League history to complete a season without being swept in a series. Following is a list of the previous five teams:

- 1904 New York Giants
- 1905 Philadelphia Athletics
- 1910 Chicago Cubs
- 1921 Cleveland Indians
- 1943 St. Louis Cardinals

WINNING THE GAME AFTER GETTING OUT-HIT BY 9 OR MORE

The Blue Jays have won two games in Club history when being out-hit by at least nine:

- Oct. 2, 1977 vs. CLE (outhit by 9, won 11-2)
- Sept. 24, 2010 vs. BAL (outhit by 11, won 16-5)



BIGGEST INNINGS

BLUE JAYS

| INN. | RUNS | H/A | DATE | OPP. | SCORE | WINNER | LOSER |
|------|------|-----|----------------|------|-------|------------|------------|
| 1st | 8 | H | July 14, 2011 | NYN | 16-7 | Reyes | Colon |
| 2nd | 11 | H | April 26, 1995 | OAK | 13-1 | Cone | Stewart |
| 3rd | 8 | H | July 23, 2006 | NYN | 13-5 | Marcum | Ponson |
| | 8 | H | July 14, 2012 | CLE | 11-9 | Laffey | Jimenez |
| 4th | 10 | A | June 10, 1990 | MIL | 13-5 | Wells | Navarro |
| 5th | 9 | A | Aug. 24, 2005 | NYN | 9-5 | Bush | Mussina |
| 6th | 11 | H | July 25, 2007 | MIN | 13-1 | Litsch | Silva |
| 7th | 10 | A | May 24, 1999 | DET | 12-6 | Wells | Moehler |
| 8th | 8 | A | May 28, 1986 | MIN | 14-8 | Clancy | Blyleven |
| | 8 | H | July 1, 1998 | NYM | 15-10 | Plesac | Rojas |
| | 8 | H | June 9, 2006 | DET | 10-5 | Frasor | Jones |
| 9th | 11 | A | July 20, 1984 | SEA | 12-7 | Acker | Mirabella |
| 10th | 6 | A | Aug. 3, 1995 | BAL | 8-2 | Jordan | Clark |
| 11th | 6 | A | May 14, 2011 | MIN | 9-3 | Rauch | Perkins |
| 12th | 4 | A | Aug. 27, 2007 | OAK | 6-2 | Accardo | Embree |
| 13th | 5 | A | July 9, 1985 | SEA | 9-4 | Musselmann | Vande Berg |
| 14th | 5 | A | April 29, 1981 | MIL | 5-0 | Leal | Easterly |
| | 5 | A | June 21, 1989 | CAL | 6-1 | Henke | Minton |
| 15th | 3 | A | June 12, 1983 | CAL | 6-5 | Clarke | Brown |
| 16th | 3 | A | April 5, 2012 | CLE | 7-4 | Perez | Ascencio |
| 17th | 1 | A | Oct. 4, 1980 | BOS | 7-6 | Leal | Stanley |
| 18th | 1 | H | July 28, 2005 | ANA | 2-1 | Walker | Shields |
| 19th | 1 | H | Aug. 10, 2014 | DET | 6-5 | Jenkins | Porcello |

OPPONENTS

| INN. | RUNS | H/A | DATE | OPP. | SCORE | WINNER | LOSER |
|------|------|-----|----------------|------|-------|-----------|------------|
| 1st | 10 | H | June 21, 1994 | BOS | 1-13 | Sele | Cornett |
| 2nd | 9 | H | April 5, 1979 | KC | 2-11 | Leonard | Underwood |
| 3rd | 10 | A | July 3, 2010 | NYN | 3-11 | Pettitte | Romero |
| 4th | 10 | A | Sept. 28, 2000 | BAL | 1-23 | Rapp | Carpenter |
| 5th | 8 | H | Sept. 17, 1988 | CLE | 3-12 | Swindell | Key |
| 6th | 9 | H | April 6, 2000 | KC | 3-9 | Durbin | Escobar |
| 7th | 11 | H | Aug. 6, 1979 | KC | 12-16 | Mingori | Stieb |
| 8th | 8 | H | June 30, 1977 | NYN | 5-11 | Hunter | Garvin |
| | 8 | A | July 4, 2003 | BAL | 5-8 | Driskill | Lopez |
| 9th | 9 | H | Aug. 28, 2004 | NYN | 6-18 | Brown | Lilly |
| 10th | 5 | H | July 24, 2013 | LAD | 3-8 | League | J. Perez |
| 11th | 7 | H | Aug. 26, 2014 | BOS | 7-11 | Tazawa | Janssen |
| 12th | 5 | H | July 1, 1987 | NYN | 1-6 | Clements | Musselmann |
| 13th | 6 | H | June 2, 1982 | NYN | 6-12 | Rawley | McLaughlin |
| 14th | 4 | H | Aug. 8, 1991 | DET | 0-4 | Gibson | Henke |
| 15th | 4 | H | Sept. 15, 1995 | MIL | 1-5 | Kiefer | Robinson |
| 17th | 1 | A | June 8, 1998 | FLA | 3-4 | Edmondson | Hanson |
| | 1 | H | April 19, 2001 | NYN | 5-6 | Choate | File |
| 19th | 1 | H | July 1, 2016 | CLE | 1-2 | Bauer | Barney |



COMEBACKS

Trailing by three or more runs after eight innings and winning the game

| Date | Inning | Opponent | Previous Score | Final Score |
|----------------|-------------|----------|----------------|----------------|
| April 5, 2012 | Bottom 9th | at CLE | L 1-4 | W 7-4 (16 inn) |
| Aug. 12, 2010 | Bottom 9th | vs. BOS | L 2-5 | W 6-5 |
| June 5, 2007 | Bottom 9th | vs. TB | L 6-11 | W 12-11 |
| April 27, 2003 | Bottom 9th | vs. KC | L 4-9 | W 10-9 |
| June 29, 2002 | Bottom 10th | vs. MTL | L 1-4 | W 5-4 |
| April 14, 2001 | Bottom 9th | vs. KC | L 1-4 | W 5-4 |
| Aug. 1, 1995 | Top 9th | at BAL | L 6-10 | W 12-10 |
| May 7, 1992 | Top 9th | at SEA | L 3-7 | W 8-7 |
| June 4, 1989 | Top 12th | at BOS | L 6-10 | W 13-11 |
| April 20, 1987 | Top 10th | at CLE | L 2-6 | W 8-7 |
| July 18, 1978 | Top 10th | at SEA | L 6-9 | W 13-12 |

LARGEST LEAD CHANGES

(6 RUNS OR MORE)

DEFICITS OVERCOME IN A VICTORY:

10 runs - June 4, 1989 at BOS (W 13-11, 11 inn.)
 8 runs - June 20, 2014 at CIN (W, 14-9)
 7 runs - June 12, 2015 at BOS (W, 13-10)
 7 runs - May 6, 2013 at TB (W, 8-7)
 7 runs - June 5, 2007 vs. TB (W 12-11)
 7 runs - April 27, 2003 vs KC (W 10-9)
 7 runs - April 23, 1990 vs. CLE (W 12-9)

LEADS SURRENDERED IN A LOSS:

8 runs - June 4, 1995 at CLE (L 9-8)
 8 runs - Sept. 7, 1979 at CLE (L 9-8)
 8 runs - Aug. 21, 2006 vs OAK (L 12-10)
 8 runs - July 25, 2009 vs TB (L 10-9 in 12 inn.)
 7 runs - Aug. 2, 2002 vs BAL (L 9-8)
 7 runs - July 2, 1995 vs BAL (L 9-7)
 7 runs - April 15, 1994 at CAL (L 14-13)
 7 runs - April 11, 2011 at SEA (L 8-7)

TRIPLE PLAYS

BLUE JAYS (4)

| Inn. | Date | Opp. | Pitcher | Batter | Putout |
|------|---------|--------|--------------|-----------|----------|
| T2 | 4/22/78 | CWS | J. Clancy | J. Moore | P-1B-SS |
| B8 | 9/7/79 | at CLE | P. Huffman | T. Cox | 3B-2B-1B |
| T7 | 9/21/79 | NYN | T. Underwood | D. Garcia | 2B-1B-SS |
| B3 | 4/20/12 | at KC | K. Drabek | E. Hosmer | 1B-SS |

OPPONENTS (8)

| Inn. | Date | Opp. | Pitcher | Batter | Putout |
|------|----------------|--------|--------------|-------------|-------------|
| B6 | 9/9/78 | BAL | S. McGregor | R. Cerone | 3B-2B-1B |
| B5 | 9/10/91 | SEA | B. Holman | J. Carter | 3B-2B-1B |
| T9 | 7/13/95 | at SEA | T. Belcher | S. Martinez | P-SS-2B |
| T4 | 7/28/97 (GM 2) | at MIL | J. Adamson | A. Gonzalez | 3B-2B-1B |
| B5 | 9/13/02 | vs. TB | D. Brazelton | K. Huckaby | 2B-SS-1B |
| T5 | 5/12/08 (GM 2) | at CLE | C. Lee | L. Overbay | 2B |
| B6 | 6/6/14 | STL | S. Maness | J. Bautista | 2B-SS/SS-1B |
| T4 | 7/26/15 | at SEA | T. Walker | R. Goins | 1B-SS-C |

20 OR MORE HITS

| HITS | DATE | OPPONENT | BLUE JAYS- OPP. SCORE | HITS | DATE | OPPONENT | BLUE JAYS- OPP. SCORE |
|------|----------------|----------------|--------------------------|------|----------------|------------------|--------------------------|
| 25 | Aug. 9, 1999 | at Texas | 19-4 | 20 | July 9, 1985 | at SEA (13 Inn) | 9-4 |
| 24 | June 26, 1978 | Baltimore | 24-10 | 20 | May 14, 1987 | at Minnesota | 16-4 |
| 22 | June 24, 2008 | Cincinnati | 14-1 | 20 | April 11, 1988 | New York | 17-9 |
| 22 | Aug. 17, 2008 | at Boston | 15-14 | 20 | June 22, 1992 | at Texas | 16-7 |
| 22 | Sept. 29, 1985 | at Milwaukee | 13-5 | 20 | Aug. 13, 2000 | at Minnesota | 13-3 |
| 22 | Sept. 22, 1999 | at Boston | 14-9 | 20 | Aug. 6, 2002 | Seattle | 14-12 |
| 22 | May 16, 2003 | at Kansas City | 18-1 | 20 | June 23, 2003 | vs Baltimore | 13-4 |
| 21 | June 26, 1983 | at Seattle | 19-7 | 20 | July 1, 2004 | at Tampa Bay | 14-0 |
| 21 | Sept. 14, 1987 | Baltimore | 18-3 | 20 | Aug. 8, 2005 | Detroit (12 Inn) | 8-9 |
| 21 | June 8, 1992 | at New York | 16-3 | 20 | Aug. 7, 2010 | Tampa Bay | 17-11 |
| 21 | Sept. 4, 1992 | Minnesota | 16-5 | 20 | Aug. 20, 2010 | at Boston | 16-2 |
| 21 | July 19, 1993 | at Chicago | 15-7 | 20 | July 14, 2011 | New York | 16-7 |
| 21 | Aug. 24, 1997 | at KC (13 Inn) | 11-8 | 20 | Aug. 31, 2011 | at Baltimore | 13-0 |
| 21 | Aug. 19, 1998 | at Seattle | 16-2 | 20 | Aug. 22, 2015 | at Los Angeles | 15-3 |
| 21 | Apr. 24, 2009 | at Chicago | 14-0 | | | | |



HIGHEST SCORING GAMES

BY BLUE JAYS (15 OR MORE RUNS SCORED)

| DATE | OPPONENT | SCORE | BLUE JAYS PITCHER OF RECORD | DATE | OPPONENT | SCORE | BLUE JAYS PITCHER OF RECORD |
|----------------|----------------|-------|-----------------------------|----------------|-----------------|-------|-----------------------------|
| June 26, 1978 | vs Baltimore | 24-10 | Tom Underwood | June 22, 1986 | vs New York | 15-1 | Jimmy Key |
| June 25, 2002 | at Tampa Bay | 20-11 | Pete Walker | May 9, 1987 | at Texas | 15-4 | Dave Stieb |
| Sept. 10, 1977 | at New York | 19-3 | Jim Clancy | June 19, 1987 | vs Milwaukee | 15-6 | Jeff Musselman |
| June 26, 1983 | at Seattle | 19-7 | Jim Acker | Aug. 7, 1987 | at Cleveland | 15-1 | Dave Stieb |
| Aug. 9, 1999 | at Texas | 19-4 | Joey Hamilton | June 15, 1988 | vs Cleveland | 15-3 | Dave Stieb |
| Sept. 14, 1987 | vs Baltimore | 18-3 | Jim Clancy | Sept. 27, 1988 | at Boston | 15-9 | Mike Flanagan |
| July 29, 1995 | vs Oakland | 18-11 | Giovanni Carrara | April 16, 1989 | vs Kansas City | 15-8 | David Wells |
| May 16, 2003 | at Kansas City | 18-1 | Mark Hendrickson | Aug. 6, 1992 | at Detroit | 15-11 | Jack Morris |
| Aug. 31, 2009 | at Texas | 18-10 | Brett Cecil | July 19, 1993 | at Chicago | 15-7 | Dave Stewart |
| April 11, 1988 | vs New York | 17-9 | David Wells | June 30, 1996 | vs Milwaukee | 15-2 | Erik Hanson |
| April 20, 1990 | vs Kansas City | 17-6 | Todd Stottlemyre | July 6, 1996 | at Detroit | 15-0 | Pat Hentgen |
| Aug. 7, 2010 | vs Tampa Bay | 17-11 | Brian Tallet | July 13, 1996 | at Milwaukee | 15-7 | Pat Hentgen |
| July 3, 2016 | vs Cleveland | 17-1 | JA Happ | July 1, 1998 | vs New York (N) | 15-10 | Dan Plesac |
| Sept. 11, 1983 | vs Oakland | 16-6 | Jim Gott | Sept. 7, 1998 | vs Cleveland | 15-1 | Kelvin Escobar |
| May 14, 1987 | at Minnesota | 16-4 | Dave Stieb | Aug. 10, 2000 | at Kansas City | 15-7 | Chris Carpenter |
| June 8, 1992 | at New York | 16-3 | Todd Stottlemyre | May 6, 2003 | vs Texas | 15-5 | Roy Halladay |
| June 22, 1992 | at Texas | 16-7 | Jack Morris | April 25, 2004 | at Baltimore | 15-3 | Roy Halladay |
| Sept. 4, 1992 | vs Minnesota | 16-5 | David Cone | June 12, 2004 | vs Arizona | 15-4 | Roy Halladay |
| April 22, 1996 | at Seattle | 16-7 | Tony Castillo | July 1, 2005 | at Boston | 15-2 | Ted Lilly |
| Aug. 19, 1998 | at Seattle | 16-2 | Pat Hentgen | Aug. 8, 2007 | at New York | 15-4 | Roy Halladay |
| May 3, 1999 | at Seattle | 16-10 | David Wells | Aug. 17, 2008 | at Boston | 15-4 | Shaun Marcum |
| Sept. 19, 2000 | vs New York | 16-3 | Steve Trachsel | July 22, 2012 | at Boston | 15-7 | HendersonAlvarez |
| May 14, 2010 | vs Texas | 16-10 | Josh Roenicke | Aug. 22, 2015 | at LAA | 15-3 | Marco Estrada |
| Aug. 20, 2010 | at Boston | 16-2 | Brett Cecil | Aug. 29, 2015 | vs Detroit | 15-1 | Drew Hutchison |
| July 14, 2011 | vs. New York | 16-7 | Jo-Jo Reyes | Sept. 30, 2015 | at Baltimore | 15-2 | Marcus Stroman |
| | | | | Aug. 26, 2016 | vs Minnesota | 15-8 | Francisco Liriano |

BY OPPONENTS (15 OR MORE RUNS SCORED)

| DATE | OPPONENT | SCORE | BLUE JAYS PITCHER OF RECORD | DATE | OPPONENT | SCORE | BLUE JAYS PITCHER OF RECORD |
|----------------|----------------|-------|-----------------------------|-----------------------|---------------|-------|-----------------------------|
| Aug. 25, 1979 | vs California | 2-24 | Balor Moore | Aug. 15, 1984 (GM 1) | at Cleveland | 1-16 | Luis Leal |
| Sept. 28, 2000 | at Baltimore | 1-23 | Chris Carpenter | June 27, 1989 | at Baltimore | 6-16 | Mike Flanagan |
| Aug. 28, 1992 | vs Milwaukee | 2-22 | Jimmy Key | June 30, 1992 | vs Texas | 13-16 | David Wells |
| April 16, 2000 | vs Seattle | 7-19 | Chris Carpenter | Aug. 20, 1992 | at Milwaukee | 3-16 | David Wells |
| June 24, 2004 | vs Tampa Bay | 13-19 | Ted Lilly | April 18, 2000 | vs Anaheim | 10-16 | Frank Castillo |
| Sept. 24, 1999 | vs Cleveland | 4-18 | Peter Munro | June 13, 2000 | at Detroit | 3-16 | Clayton Andrews |
| June 20, 2000 | vs Detroit | 6-18 | Chris Carpenter | April 8, 2001 | at New York | 5-16 | Steve Parris |
| Aug. 28, 2004 | vs New York | 6-18 | Ted Lilly | July 2, 2001 | vs Boston | 4-16 | Esteban Loaiza |
| Sept. 13, 2011 | at Boston | 6-18 | Brandon Morrow | April 8, 2002 | vs New York | 3-16 | Luke Prokopec |
| June 3, 1981 | vs California | 6-17 | Jim Clancy | April 29, 2003 | vs Texas | 11-16 | Mark Hendrickson |
| July 11, 1982 | vs Chicago | 7-16 | Jim Clancy | June 11, 2011 | vs Boston | 4-16 | Brandon Morrow |
| May 6, 1986 | vs Oakland | 3-17 | Jimmy Key | July 25, 2012 | vs Oakland | 0-16 | Ricky Romero |
| April 28, 1996 | vs Cleveland | 3-17 | Frank Viola | Sept. 25, 1977 (GM 1) | vs New York | 0-15 | Jerry Garvin |
| April 17, 1999 | at Anaheim | 1-17 | Roy Halladay | April 9, 1982 | vs Milwaukee | 4-15 | Mark Backback |
| April 15, 2000 | vs Seattle | 6-17 | Roy Halladay | June 3, 1984 | vs New York | 2-15 | Jim Clancy |
| Aug. 24, 2003 | vs Oakland | 2-17 | Kelvim Escobar | June 29, 1987 | vs New York | 14-15 | Tom Henke |
| Aug. 21, 2005 | at Detroit | 6-17 | Dustin McGowan | May 27, 1997 | vs Texas | 5-15 | Robert Person |
| April 29, 2006 | at New York | 6-17 | Josh Towers | July 5, 2000 | at Cleveland | 7-15 | Paul Quantrill |
| May 8, 1979 | at Minnesota | 6-16 | Mike Willis | May 16, 2002 | vs Seattle | 2-15 | Luke Prokopec |
| Aug. 6, 1979 | vs Kansas City | 12-16 | Dave Stieb | Aug. 19, 2006 | at Baltimore | 0-15 | Shaun Marcum |
| July 31, 1983 | vs Cleveland | 11-16 | Jim Acker | May 14, 2014 | vs. Cleveland | 4-15 | Dustin McGowan |



MARATHONS IN BLUE JAYS HISTORY

(15 OR MORE INNINGS)

| Date | Opponent | H/A | Inn | Score | Winner | Loser |
|-------------|-------------|-----|--------|-------|-----------|-----------|
| July 1/16 | CLE | H | 19 1-2 | | Bauer | Barney |
| Aug. 10/14 | DET | H | 19 6-5 | | Jenkins | Porcello |
| July 28/05 | LAA | H | 18 2-1 | | Walker | Shields |
| June 8/13 | TEX | H | 18 4-3 | | Loup | Wolf |
| Oct. 4/80 | Boston (G1) | A | 17 7-6 | | Leal | Stanley |
| June 8/98 | Florida | A | 17 3-4 | | Edmondson | Hanson |
| April 19/01 | New York | H | 17 5-6 | | Choate | File |
| May 31/13 | San Diego | A | 17 3-4 | | Richard | Redmond |
| July 3/88 | Oakland | H | 16 8-9 | | Burns | Cerutti |
| Sept. 9/89 | Cleveland | A | 16 7-5 | | Wills | Kaiser |
| +April 5/12 | Cleveland | A | 16 7-4 | | Perez | Ascencio |
| *Aug. 28/80 | Minnesota | H | 15 5-7 | | Verhoeven | Jefferson |
| May 23/81 | Oakland | A | 15 2-3 | | Jones | Leal |
| June 12/83 | California | A | 15 6-5 | | Clarke | Brown |
| July 27/86 | Oakland | A | 15 0-1 | | Leiper | Clarke |
| June 22/90 | New York | H | 15 7-8 | | Cadaret | Blair |
| Sept. 15/95 | Milwaukee | H | 15 1-5 | | Kiefer | Robinson |
| June 19/98 | Baltimore | A | 15 4-7 | | Charlton | Risley |
| May 3/01 | Oakland | A | 15 2-3 | | Bradford | Borbon |
| Aug. 3/12 | Oakland | A | 15 4-5 | | Blackley | Loup |

* Suspended game, due to CNE curfew — completed on August 29

Suspended game, due to rain — completed on September 18

+ Longest Opening Day game - MLB history (measured by innings)

MILESTONE VICTORIES

| VICTORY # | DATE | OPPONENT | SCORE | WINNER | LOSER |
|-----------|-------------------|-----------------|-------|-------------------|-------------------|
| 1 | April 7/77 | vs Chicago | 9-5 | Jerry Johnson | Ken Brett |
| 500 | Aug. 5/84 | at Baltimore | 4-3 | Jimmy Key | Tippy Martinez |
| 625 | *Oct. 5/85 | vs New York | 5-1 | Doyle Alexander | Joe Cowley |
| 983 | *Sept. 30/89 | vs Baltimore | 4-3 | Frank Wills | Mark Williamson |
| 1000 | May 9/90 | vs Chicago | 4-3 | Frank Wills | Wayne Edwards |
| 1158 | *Oct. 2/91 | vs California | 6-5 | Mike Timlin | Bryan Harvey |
| 1255 | *Oct. 3/92 | vs Detroit | 3-1 | Juan Guzman | David Haas |
| ALCS | **Oct. 14/92 | vs Oakland | 9-2 | Juan Guzman | Mike Moore |
| WS | #Oct. 24/92 | vs Atlanta | 4-3 | Jimmy Key | Charlie Leibrandt |
| 1347 | *Sept. 27/93 | at Milwaukee | 2-0 | Pat Hentgen | Cal Eldred |
| ALCS | **Oct. 12/93 | at Chicago | 6-3 | Dave Stewart | Alex Fernandez |
| WS | #Oct. 23/93 | vs Philadelphia | 8-6 | Duane Ward | Mitch Williams |
| 1500 | July 6/96 | at Detroit | 15-0 | Pat Hentgen | Omar Olivares |
| 2000 | Aug. 19/02 | vs Kansas City | 2-0 | Pete Walker | Paul Byrd |
| 2500 | Sept. 3/08 | vs Minnesota | 5-4 | Jesse Carlson | Eddie Guardado |
| 3000 | May 8/15 | vs Boston | 7-0 | Aaron Sanchez | Wade Miley |
| 3077 | *Sept. 30/15 (G1) | at Baltimore | 15-2 | Marcus Stroman | Miguel Gonzalez |
| DIV | #Oct. 14/15 | vs Texas | 6-3 | Aaron Sanchez | Cole Hamels |
| 3167 | %Oct. 2/16 | at Boston | 2-1 | Aaron Sanchez | Brad Ziegler |
| WC | \$Oct. 4/16 | vs Baltimore | 5-2 | Francisco Liriano | Ubaldo Jimenez |
| DIV | #Oct. 9/16 | vs Texas | 7-6 | Roberto Osuna | Matt Bush |

* AL East Pennant Clincher #Division Series Clincher ** AL Pennant Clincher # World Series Clincher %Clinched wild-card spot

\$Wild-Card Clincher



SEASON RECORDS — CLUB

GENERAL

| Category | Record | Year |
|--|--------|---|
| Doubleheaders, Most Played..... | 17 | 1978 |
| Doubleheaders, Best Record..... | 5-1-4 | 1980 |
| Doubleheaders, Most Wins..... | 5 | 1980 |
| Doubleheaders, Most Losses..... | 8 | 1978 |
| Doubleheaders, Most Split..... | 8 | 1977 |
| Extra Innings, Most Wins..... | 13 | 1989, 2011 |
| Extra Innings, Most Losses..... | 13 | 1986, 2009 |
| Extra Innings, Most Played..... | 23 | 1986 |
| Extra Innings, Fewest Played..... | 8 | 2000, 2003, 2006 |
| Games..... | 163 | 1984, 1986, 1998 |
| Games Won..... | 99 | 1985 |
| Games Lost..... | 109 | 1979 |
| Games Won, Consecutively..... | 11 | 5x, last Aug. 2-13, 2015 |
| Games Lost, Consecutively..... | 12 | May 31-June 11 & Aug. 10, 1981 |
| Home Wins, Consecutive..... | 10 | July 21-28, Aug. 2-3, 1985 |
| Home Losses, Consecutive..... | 11 | Aug. 15-16, 26-28, Sept. 2-6 1977 |
| Road Wins, Consecutive..... | 9 | Sept. 14-30, 1993 |
| Road Losses, Consecutive..... | 12 | July 7-Aug. 11, 1979 |
| Games Won, Highest Percentage..... | .615 | (99-62) 1985 |
| One Run Games, Most..... | 59 | 1984, 1997 |
| One Run Games, Most Wins..... | 34 | 1984 |
| One Run Games, Most Losses..... | 31 | 1978, 1982, 1997, 2005 |
| One Run Games, Fewest Wins..... | 14 | 2003 |
| One Run Games, Fewest Losses..... | 10 | 2006 |
| InterLeague, Most Wins..... | 13 | 2014, 2016 |
| InterLeague, Most Losses..... | 11 | 1997, 2009 |
| Players Used, Most..... | 55 | 2012, 2014 |
| Players Used, Fewest..... | 33 | 1983, 1984 |
| Pitchers Used, Most..... | 34 | 2012 |
| Pitchers Used, Fewest..... | 13 | 1982, 1984 |
| Shutouts, Both Teams, Most..... | 27 | 1997, 2014 |
| Shutouts, Most Wins..... | 16 | 1991, 1997, 2014 |
| Shutouts, Most Losses..... | 20 | 1981 |
| Shutouts, Fewest Won..... | 3 | 1977 |
| Shutouts, Fewest Lost..... | 2 | 1993 |
| Winning Margin, Highest..... | 17 | at Kansas City, May 16, 2003 |
| Winning Margin, Highest by Opponent..... | 22 | vs California, Aug. 25, 1979 and at Baltimore, Sept. 28, 2000 |



BATTING

| Category | Record | Year (Not including strike-shortened seasons '81, '94, '95) |
|------------------------------|--------|---|
| At Bats, Most | 5716 | 1986 |
| Batting Average, Highest | .284 | 2006 |
| Batting Average, Lowest | .244 | 1997 |
| Hit By Pitch, Most | 92 | 1996 |
| Hit By Pitch, Fewest | 23 | 1977 & 1978 |
| Hits, Most | 1591 | 2006 |
| Hits, Fewest | 1333 | 1997 |
| Home Runs, Most | 257 | 2010 |
| Home Runs, Fewest | 95 | 1979 |
| Home Runs, Home Most | 146 | 2010 |
| Home Runs, Home Fewest | 45 | 1977 |
| Home Runs, Road Most | 116 | 1999 |
| Home Runs, Road Fewest | 44 | 1982 |
| Grand Slams, Most | 9 | 2000 |
| Inside The Park, Most | 4 | 1983 |
| Doubles, Most | 357 | 2003 |
| Doubles, Fewest | 217 | 1978 |
| Triples, Most | 68 | 1984 |
| Triples, Fewest | 13 | 2009 |
| Most Extra-Base Hits | 597 | 2010 |
| Pinch Hit Home Runs, Most | 9 | 2014 |
| Runs Scored, Most | 894 | 2003 |
| Runs Scored, Fewest | 590 | 1978 |
| Sacrifice Flies, Most | 65 | 1991 |
| Slugging Percentage, Highest | .469 | 2000 |
| Slugging Percentage, Lowest | .358 | 1978 |
| Stolen Bases, Most Stolen | 193 | 1984 |
| Stolen Bases, Times Caught | 81 | 1982, 1998 |
| Stolen Bases, Fewest Stolen | 28 | 1978 |
| Strikeouts, Most | 1362 | 2016 |
| Strikeouts, Fewest | 645 | 1978 |
| Total Bases, Most | 2664 | 2000 |
| Total Bases, Fewest | 1947 | 1978 |
| Walks, Most | 632 | 2016 |
| Walks, Fewest | 415 | 1982 |
| On-Base Percentage, Highest | .352 | 1999 |
| On-Base Percentage, Lowest | .308 | 1978 |

TEAMMATES WITH 30+ HR, 30+ 2B & 100+ RBI (ONE SEASON)

| Year | Player 1 | HR | 2B | RBI | Player 2 | HR | 2B | RBI |
|------|----------------|----|----|-----|-------------------|----|----|-----|
| 2015 | Josh Donaldson | 41 | 41 | 123 | Edwin Encarnacion | 39 | 31 | 111 |
| 2009 | Adam Lind | 35 | 46 | 114 | Aaron Hill | 36 | 37 | 108 |
| 2003 | Carlos Delgado | 42 | 38 | 145 | Vernon Wells | 33 | 49 | 117 |
| 2000 | Carlos Delgado | 41 | 57 | 137 | Tony Batista | 41 | 32 | 114 |
| 1999 | Carlos Delgado | 44 | 39 | 134 | Shawn Green | 42 | 45 | 123 |
| 1998 | Carlos Delgado | 38 | 43 | 115 | Shawn Green | 35 | 33 | 100 |
| 1996 | Joe Carter | 30 | 35 | 107 | Ed Sprague | 36 | 35 | 101 |
| 1986 | Jesse Barfield | 40 | 35 | 108 | George Bell | 31 | 38 | 108 |

BIographies

LAST SEASON

HISTORY

RECORDS

OPPONENTS

PLAYER DEV.

MEDIA & MISC.



FIELDING

| Category | Record | Year |
|----------------------------------|--------|------|
| Assists, Most | 1939 | 1980 |
| Assists, Fewest | 1528 | 2014 |
| Chances Total, Most | 6470 | 1980 |
| Chances Total, Fewest | 5944 | 2014 |
| Double Plays, Most | 205 | 1980 |
| Double Plays, Fewest | 107 | 1992 |
| Errors, Most | 164 | 1977 |
| Errors, Fewest | 76 | 2009 |
| Fielding Percentage, Highest | .988 | 2009 |
| Fielding Percentage, Lowest | .974 | 1977 |
| Passed Balls, Most | 31 | 1995 |
| Passed Balls, Fewest | 3 | 1985 |
| Putouts, Most | 4428 | 1986 |
| Putouts, Fewest | 4251 | 1979 |
| Triple Plays | 2 | 1979 |
| Most Errorless Games | 110 | 2008 |
| Most Consecutive Errorless Games | 15 | 2008 |

PITCHING

| Category | Record | Year |
|-----------------------------|--------|------------------------|
| Complete Games, Most | 44 | 1979 |
| Complete Games, Fewest | 0 | 2016 |
| Earned Run Average, Lowest | 3.31 | 1985 |
| Earned Run Average, Highest | 5.14 | 2000 |
| Hit Batsmen, Most | 77 | 2011 |
| Hit Batsmen, Fewest | 20 | 1977 |
| Hits, Most | 1615 | 2000 |
| Hits, Fewest | 1301 | 1991 |
| Home Runs, Most | 204 | 2012 |
| Home Runs, Fewest | 99 | 1989 |
| Home Runs, Home Most | 119 | 2013 |
| Home Runs, Home Fewest | 50 | 1989 |
| Home Runs, Road Most | 103 | 2000 |
| Home Runs, Road Fewest | 49 | 1989, 1991 |
| One Hit Games | 3 | 1988, 2010, 2014 |
| Runs, Most | 908 | 2000 |
| Runs, Fewest | 588 | 1985 |
| Earned Runs, Most | 821 | 2000 |
| Earned Runs, Fewest | 532 | 1985 |
| Relief Appearances, Most | 495 | 2012 |
| Relief Appearances, Fewest | 187 | 1977 |
| Saves, Most | 60 | 1991 |
| Saves, Fewest | 11 | 1979 |
| Strikeouts, Most | 1208 | 2013 |
| Strikeouts, Fewest | 613 | 1979 |
| Walks, Most | 654 | 1995 |
| Walks, Fewest | 397 | 2015 |
| Wild Pitches, Most | 83 | 1993 |
| Wild Pitches, Fewest | 25 | 1983 |
| Shutouts, Most | 17 | 1988 |
| Shutouts, Fewest | 3 | 1977 |
| 1-0 Games, Won, Most | 5 | 1980 |
| 1-0 Games, Lost, Most | 3 | 1979, 1992, 2005, 2008 |

PITCHERS, TOP DUOS BY WINS (TOP 5)

| | | |
|----|------|---|
| 38 | 2008 | Roy Halladay (20) — A.J. Burnett (18) |
| 37 | 1992 | Jack Morris (21) — Juan Guzman (16) |
| 36 | 1997 | Roger Clemens (21) — Pat Hentgen (15) |
| 35 | 2003 | Roy Halladay (22) — Kelvim Escobar (13) |
| 35 | 2016 | JA Happ (20) — Aaron Sanchez (15) |



MOST WINS VS LOSSES BY A PITCHER**(10 OR MORE)**

| | | | | | | | |
|-----|---------------|------|------|-----|-----------------|------|-------|
| +16 | JA Happ | 2016 | 20-4 | +11 | Doyle Alexander | 1984 | 17-6 |
| +15 | Jack Morris | 1992 | 21-6 | | Dennis Lamp | 1985 | 11-0 |
| | Roy Halladay | 2003 | 22-7 | | Juan Guzman | 1992 | 16-5 |
| +14 | Roger Clemens | 1997 | 21-7 | | Juan Guzman | 1993 | 14-3 |
| | Roger Clemens | 1998 | 20-6 | | Roy Halladay | 2006 | 16-5 |
| +13 | Aaron Sanchez | 2016 | 15-2 | +10 | Pat Hentgen | 1993 | 19-9 |
| +12 | Dave Stieb | 1990 | 18-6 | | Pat Hentgen | 1996 | 20-10 |
| | David Wells | 2000 | 20-8 | | | | |
| | Roy Halladay | 2002 | 19-7 | | | | |

CONSECUTIVE BATTERS RETIRED**BATTERS RETIRED
IN ORDER**

| | | |
|---------------|----|----------------------|
| Dave Stieb | 26 | Aug. 4, 1989 |
| Brett Cecil | 25 | May 31-June 17, 2013 |
| Jim Clancy | 25 | Sept. 22-28, 1982 |
| David Cone | 25 | June 17, 1995 |
| Casey Janssen | 25 | April 13-May 7, 2013 |
| Jimmy Key | 25 | June 13-19, 1991 |

**CONSECUTIVE BATTERS FACED
WITHOUT ALLOWING A HIT**

| | | |
|--------------|----|----------------------|
| Brett Cecil | 40 | May 28-June 21, 2013 |
| David Cone | 36 | June 11-17, 1995 |
| Roy Halladay | 35 | Sept. 1-6, 2003 |
| Shaun Marcum | 34 | May 8-19, 2007 |
| Ken Robinson | 34 | Aug. 1-18, 1995 |



GAME RECORDS — CLUB

BATTING

| Category | Record | Opponent | Date |
|--|--------|--------------------------------|--------------------|
| Runs | 24 | Baltimore (H) | June 26/78 |
| Hits | 25 | Texas (A) | Aug. 9/99 |
| Doubles | 10 | Boston (A) | Aug. 17/08 |
| Triples | 4 | 4x: Last- Seattle (H) | July 5/84 |
| Home Runs | 10 | Baltimore (H) | Sept. 14/87 |
| Total Bases | 53 | Baltimore (H) | Sept. 14/87 |
| Runs Batted In | 24 | Baltimore (H) | June 26/78 |
| Extra Base Hits | 12 | 5x: Last, Houston (H) | July 26/13 |
| Strikeouts | 22 | Houston (A) (14 Inn) | Aug. 1/16 |
| | 18 | California (A) | June 8/77 |
| | 18 | Texas (A) | July 25/89 |
| Base On Balls | 14 | Detroit (19 Inn) | Aug. 10/14 |
| | 13 | Chicago-AL (H) | April 16/79 |
| | 13 | Texas (A) | June 29/92 |
| | 13 | Milwaukee (A) | May 13/95 |
| Stolen Bases | 7 | Baltimore (A) | Aug. 5/84 |
| Sacrifice Hits | 4 | Cleveland (A) | Sept. 17/77 |
| | 4 | Cleveland (A) | Oct. 2/77 |
| Sacrifice Flies | 4 | Chicago-AL (A) | Aug. 14/90 |
| | 4 | Baltimore (A) | April 10/15 |
| | 4 | Baltimore (H) | June 11/16 |
| Hit by Pitch | 4 | Boston (A) | April 1/02 |
| | 4 | Baltimore (A) | June 19/03 |
| GIDP | 6 | Minnesota (A) (10 Inn) | Aug. 29/77 (1st g) |
| | 6 | Kansas City | April 30/09 |
| Best Shutout Victory | 15-0 | Detroit (A) | July 6/96 |
| Worst Shutout Defeat | 0-16 | Oakland (H) | July 25/12 |
| Best Winning Margin | 17 | Kansas City (A) (Tor 18, KC 1) | May 16/03 |
| Worst Losing Margin | 22 | California (H) (Tor-2, Cal-24) | Aug. 25/79 |
| | 22 | Baltimore (A) (Tor-1, Bal-23) | Sept. 28/00 |
| Most Consecutive Games, one or more HRs | 23 | (44 home runs) | May 31-June 25/00 |
| Most Consecutive Games, No HRs | 10 | 3x, last: | Sept 20-Oct. 1/95 |
| Most Consecutive Strikeouts, Batters | 7 | Boston (A) (Nomo) | May 25/01 |
| Most Consecutive Strikeouts, Batters to Start a Game | 6 | Cleveland (H) (Colon) | July 26/00 |
| Most Consecutive Strikeouts, Outs | 7 | California (A) (Ryan) | June 8/77 |
| | 7 | Boston (A) (Nomo) | May 25/01 |

PITCHING

| Category | Record | Opponent | Date |
|------------------------|--------|-------------------------|-------------|
| Most Runs | 24 | California (H) | Aug. 25/79 |
| Most Earned Runs | 22 | Milwaukee (H) | Aug. 28/92 |
| Most Hits | 31 | Milwaukee (H) | Aug. 28/92 |
| Most Home Runs | 8 | Boston (A) | July 4/77 |
| | 8 | Detroit (H) | June 20/00 |
| Most Strikeouts | 21 | Detroit (H) (14 inn.) | Aug. 8/91 |
| | 18 | Kansas City (H) | Aug. 25/98 |
| Most Walks | 16 | Seattle (A) 9 (11 inn.) | May 9/02 |
| | 15 | Baltimore (A) | June 27/89 |
| Most Wild Pitches | 5 | Texas (A) | April 8/10 |
| Most Hit Batsmen | 5 | Boston (H) | July 10/10 |
| Longest 1-0 game, won | 12 inn | Boston (A) | Sept. 26/86 |
| | 12 inn | Tampa Bay (A) | June 24/15 |
| Longest 1-0 game, lost | 15 inn | Oakland (A) | July 27/86 |

NEAR NO-HITTERS SPOILED IN THE 9TH INNING

| Pitcher | Date | Opposition | Outs | Final | Details |
|----------------|-------------------|---------------|------|---------|--------------------------|
| Jim Clancy | Sept. 28/82 (G#1) | Minnesota (H) | 0 | 3-0 win | Bush single |
| Dave Stieb | Aug. 24/85 | Chicago (A) | 0 | 6-3 win | Law home run |
| Dave Stieb | Sept. 24/88 | Cleveland (A) | 2 | 1-0 win | Franco single |
| Dave Stieb | Sept. 30/88 | Baltimore (H) | 2 | 4-0 win | Traber single |
| Dave Stieb | Aug. 4/89 | New York (H) | 2 | 2-1 win | Kelly double, Sax single |
| David Cone | June 17/95 | Texas (H) | 1 | 4-3 win | Gil single |
| Roy Halladay | Sept. 27/98 | Detroit (H) | 2 | 2-1 win | Higginson home run |
| Dustin McGowan | June 24/07 | Colorado (H) | 0 | 5-0 win | Baker single |
| Brandon Morrow | Aug. 8/10 | Tampa Bay (H) | 2 | 1-0 win | Longoria single |



FIELDING

| Category | Record | Opponent | Date |
|---------------------------|--------|--------------------|-------------|
| Most Errors..... | 6 | Texas (A)..... | May 13/82 |
| Most Double Plays..... | 6 | Detroit (H)..... | April 16/96 |
| | 6 | Minnesota (A)..... | Aug. 12/06 |
| Stolen Bases Allowed..... | 8 | Milwaukee (H)..... | Aug. 29/92 |

MONTHLY RECORDS — CLUB

| Category | Record | Year |
|-------------------------------|-------------|----------------------------|
| Wins..... | .21 | May '03; May '14; Aug. '15 |
| Losses..... | .23 | May '79 |
| AVG..... | .314 | Aug. '00 |
| SLG %..... | .513 | Aug. '00/June '03 |
| OBP %..... | .376 | April '99 |
| Runs..... | .193 | May '03 |
| Hits..... | .324 | Aug. '83 |
| 2B..... | .78 | April '03 |
| 3B..... | .16 | June '84/July '84 |
| HR..... | .54 | May '10 |
| RBI..... | .185 | May '03 |
| SB..... | .47 | Aug. '84 |
| CG..... | .11 | June '79 |
| ShO..... | .6 | Sept '88 |
| HR—Opponents..... | .45 | Aug. '99/Aug. '02 |
| ERA (Low)..... | 2.62 | Sept. '92 |
| ERA—Bullpen (Low)..... | 1.16 | June, '13 |
| ERA (High)..... | 6.69 | April '02 |
| Best Record (winning %)..... | .778 (21-6) | Aug. '15 |
| Worst Record (winning %)..... | .160 (4-21) | Sept. '78 |

CONSECUTIVE GAMES WITH AT LEAST 1 RBI

(MINIMUM 7 GAMES)

| PLAYER | GAMES | RBI | DATES |
|-------------------|-------|-----|----------------------------|
| Edwin Encarnacion | 8 | 24 | Aug. 22-30, 2015 |
| Willie Upshaw | 8 | 15 | September 11-20, 1983 |
| Carlos Delgado | 8 | 11 | April 16-23, 2000 |
| Carlos Delgado | 8 | 17 | June 4-12, 2003 |
| Matt Stairs | 8 | 13 | Aug. 28-Sept. 8, 2007 |
| Jesse Barfield | 7 | 13 | Aug. 29-Sept. 2, 1983 |
| Roberto Alomar | 7 | 10 | April 19-25, 1992 |
| Devon White | 7 | 8 | July 1-8, 1992 |
| Devon White | 7 | 9 | May 9-15, 1995 |
| Carlos Delgado | 7 | 16 | June 4-11, 2000 |
| Jose Cruz Jr. | 7 | 13 | Sept. 29-Oct. 5 (G2), 2001 |
| Jose Bautista | 7 | 13 | Sept. 25-Oct 2, 2009 |
| Edwin Encarnacion | 7 | 15 | June 9-16, 2016 |
| Russell Martin | 7 | 10 | June 9-16, 2016 |



BLUE JAYS ROOKIES

HIGHS & LOWS

TEAM

| Category | Record | Year |
|--|--------------|-----------------|
| Rookies on 25-man roster, opening day | 9 | 1977 |
| Rookies on opening day starting lineup | 4 | 1977 |
| Rookies to appear during season | 18 | 2002 |
| Major league debuts | 12 | 1995 |
| Youngest rookie | Brian Milner | 18 yrs, 6 days |
| Oldest rookie | Pete Walker | 33 yrs, 28 days |
| Total number of at bats by rookies | 2,477 | 1977 |
| Total number of hits by rookies | 649 | 1977 |
| Total number of innings pitched by rookies | 557 | 1977 |
| Games won by rookies | 68 | 1977 |
| Games started by rookies | 31 | 1986, 2009 |

BATTING

| Category | Record | Year |
|---|--------|---|
| Greatest number of rookies in starting lineup, game | 7 | (many times) 1977 |
| Highest average (502 plate appearances) | 310 | Bob Bailor, 1977 |
| Most games | 153 | Alfredo Griffin, 1979 |
| Most at bats | 624 | Alfredo Griffin, 1979 |
| Most hits | 179 | Alfredo Griffin, 1979 |
| Most runs | 99 | Eric Hinske, 2002 |
| Most total bases | 272 | Eric Hinske, 2002 |
| Most extra-base hits | 64 | Eric Hinske, 2002 |
| Most doubles | 38 | Eric Hinske, 2002 |
| Most triples | 10 | Alfredo Griffin, 1979 |
| Most home runs | 24 | Eric Hinske, 2002 |
| Most runs batted in | 84 | Eric Hinske, 2002 |
| Most bases on balls | 77 | Eric Hinske, 2002 |
| Most times striking out | 138 | Eric Hinske, 2002 |
| Highest slugging percentage | 481 | Eric Hinske, 2002 |
| Highest on-base percentage | 365 | Eric Hinske, 2002 |
| Most stolen bases | 21 | Alfredo Griffin, 1979 |
| Most stolen base attempts | 37 | Alfredo Griffin, 1979 |
| Longest hitting streak | 20 | Reed Johnson, 2003 |
| Longest hitting streak, start of career | 8 | Jesse Barfield, 1981 & Ryan Goins, 2013 |

PITCHING

| Category | Record | Year |
|-------------------------|--------|--|
| Most wins | 14 | Mark Eichhorn, 1986 |
| Most losses | 18 | Jerry Garvin, 1977; Phil Huffman, 1979 |
| Most decisions | 28 | Jerry Garvin, 1977 |
| Most games | 72 | Aquilino Lopez, 2003 |
| Most games started | 34 | Jerry Garvin, '77; Gustavo Chacin, '05 |
| Most relief appearances | 72 | Aquilino Lopez, 2003 |
| Most saves | 31 | Billy Koch, 1999 |
| Lowest era (162 IP) | 3.72 | Gustavo Chacin, 2005 |
| Most innings pitched | 244.2 | Jerry Garvin, 1977 |
| Most ER allowed | 114 | Jerry Garvin, 1977 |
| Most home runs allowed | 33 | Jerry Garvin, 1977 |
| Most bases on balls | 85 | Jerry Garvin, 1977 |
| Most strikeouts | 166 | Mark Eichhorn, 1986 |
| Most hit batsmen | 12 | Chris Michalak, 2001 |
| Most wild pitches | 11 | Edwin Hurtado, 1995 |
| Most balks | 5 | Chris Michalak, 2001 |
| Most pickoffs | 8 | Chris Michalak, 1995 |

AN EARLY START

Here is a list of the youngest starting pitchers to appear in a game in club history

Age as of 1st start for Blue Jays:

| | | | |
|-------------------|------------------|----------------|------------------|
| Jeff Byrd | 20 yrs, 221 days | Mike Darr | 21 yrs, 167 days |
| Phil Huffman | 20 yrs, 294 days | Jerry Garvin | 21 yrs, 171 days |
| Henderson Alvarez | 21 yrs, 114 days | Jim Clancy | 21 yrs, 220 days |
| Roy Halladay | 21 yrs, 129 days | Drew Hutchison | 21 yrs, 243 days |



ROOKIES YEAR BY YEAR

BIographies

LAST SEASON

HISTORY

RECORDS

OPPONENTS

PLAYER DEV.

MEDIA & MISC.

1977 (16): Doug Ault, Bob Bailor, Steve Bowling, Tom Bruno, *Jeff Byrd, Rick Cerone, *Jim Clancy, *Mike Darr, *Dennis DeBarr, Sam Ewing, *Jerry Garvin, *Steve Staggs, Ernie Whitt, *Mike Willis, *Al Woods, Gary Woods, *ML debut (8).

1978 (7): *Butch Alberts, Rick Bosetti, *Victor Cruz, *Garth Iorg, *Brian Milner, *Willie Upshaw, Dave Wallace, *ML debut (6).

1979 (9): *Dan Ainge, *Bobby Brown, J.J. Cannon, *Butch Edge, Alfredo Griffin, *Pedro Hernandez, *Phil Huffman, *Dave Stieb, *Ted Wilborn, *ML debut (7).

1980 (8): Damaso Garcia, *Paul Hodgson, *Pat Kelly, *Luis Leal, Mike Macha, *Lloyd Moseby, Domingo Ramos, *Ken Schrom, *ML debut (5).

1981 (5): *Jesse Barfield, *George Bell, *Fred Manrique, *Greg Wells, Dan Whitmer, *ML debut (4).

1982 (9): *Dave Baker, *Jesse Barfield, *Mark Eichhorn, *Jim Gott, Pedro Hernandez, Anthony Johnson, *Geno Petralli, Ken Schrom, *Steve Senteny, *ML debut (5).

1983 (6): *Jim Acker, *Stan Clarke, *Tony Fernandez, Geno Petralli, *Mitch Webster, *Matt Williams, *ML debut (5).

1984 (7): Tony Fernandez, *Kelly Gruber, *Toby Hernandez, *Jimmy Key, Fred Manrique, *Ron Shepherd, Mitch Webster, *ML debut (4).

1985 (10): *John Cerutti, Stan Clarke, *Steve Davis, *Cecil Fielder, Kelly Gruber, *Jeff Hearson, *Manny Lee, Ron Shepherd, *Lou Thornton, Mitch Webster, *ML debut (6).

1986 (13): *Luis Aquino, John Cerutti, Stan Clarke, Steve Davis, Mark Eichhorn, Cecil Fielder, *Don Gordon, Kelly Gruber, Jeff Hearson, Joe Johnson, *Fred McGriff, *Jeff Musselman, Duane Ward, *ML debut (4).

1987 (12): *Jeff DeWitt, *Rob Ducey, *Alexis Infante, *Nelson Liriano, Fred McGriff, Jeff Musselman, *Greg Myers, *Jose Nunez, *Mike Sharperson, *Matt Stark, Duane Ward, *David Wells, *ML debut (9).

1988 (7): *Tony Castillo, David Wells, *Todd Stottlenmyre, *Pat Borders, Alexis Infante, *Silvestre Campusano, Rob Ducey, *ML debut (4).

1989 (12): *Kevin Batiste, *Francisco Cabrera, Tony Castillo, *Steve Cummings, *Junior Felix, *Mauro Gozdo, *Xavier Hernandez, *Glenallen Hill, Alexis Infante, Greg Myers, *John Olerud, *Alex Sanchez, *ML debut (9).

1990 (11): *Willie Blair, Steve Cummings, *Carlos Diaz, Glenallen Hill, Rick Luecken, *Bob MacDonald, Greg Myers, John Olerud, *Tom Quinlan, *Luis Sojo, *Mark Whiten, *ML debut (6).

1991 (15): *Derek Bell, *Denis Boucher, *Ray Giannelli, *Juan Guzman, *Pat Hentgen, *Vince Horsman, *Randy Knorr, Bob MacDonald, *Ed Sprague, *Mike Timlin, Turner Ward, *David Weathers, Mickey Weston, Mark Whiten, *Eddie Zosky, *ML debut (11).

1992 (11): Derek Bell, Pat Hentgen, *Jeff Kent, Randy Knorr, *Doug Linton, *Mike Maksudian, Domingo Martinez, Tom Quinlan, *Rick Tricek, David Weathers, Eddie Zosky, *ML debut (5).

1993 (11): *Scott Brow, *Rob Butler, *Willie Canate, *Domingo Cedenno, *Carlos Delgado, *Huck Flenner, *Shawn Green, Randy Knorr, Doug Linton, Domingo Martinez, *Woody Williams, *ML debut (8).

1994 (11): Scott Brow, Rob Butler, Domingo Cedenno, *Brad Corbett, Carlos Delgado, *Alex Gonzalez, Shawn Green, *Darren Hall, *Robert Perez, *Aaron Small, *Paul Spoljaric, *ML debut (6).

1995 (15): *Howard Battle, Alex Gonzalez, Shawn Green, *Sandy Martinez, Robert Perez, *Tomas Perez, *Shannon Stewart, *Giovanni Carrara, *Tim Crabtree, *Edwin Hurtado, *Ricardo Jordan, *Paul Menhart, *Ken Robinson, *Jimmy Rogers, *Jeff Ware, *ML debut (12).

1996 (13): Luis Andujar, *Tilson Brito, *Miguel Cairo, Giovanni Carrara, *Felipe Crespo, Huck Flenner, *Marty Janzen, *Julio Mosquera, Robert Perez, *Jose Silva, Paul Spoljaric, Shannon Stewart, Jeff Ware, *ML debut (6).

1997 (10): *Carlos Almanzar, *Rich Butler, *Chris Carpenter, Felipe Crespo, Jose Cruz, Jr., *Kelvin Escobar, *Tom Evans, Julio Mosquera, Ken Robinson, Shannon Stewart, *ML debut (5).

1998 (9): Carlos Almanzar, Kevin Brown, Tom Evans, *Roy Halladay, Nerio Rodriguez, *Steve Sinclair, Ben Van Ryn, *Shannon Withem, *Kevin Witt, *ML debut (4).

1999 (14): *John Bale, *Casey Blake, *Tom Davey, *Gary Glover, Roy Halladay, *Billy Koch, *Pete Munro, Willis Otanez, *Mike Romano, *Anthony Sanders, Steve Sinclair, *Vernon Wells, Kevin Witt, *Chris Woodward, *ML debut (10).

2000 (13): *Clayton Andrews, John Bale, *Pasqual Coco, *Darwin Cubillan, *Matt DeWitt, *Leo Estrella, Charlie Greene, Chad Mottola, *Josh Phelps, *Andy Thompson, Vernon Wells, *Dewayne Wise, Chris Woodward, *ML debut (8).

2001 (12): *Brian Bowles, Pasqual Coco, Matt DeWitt, *Bob File, *Ryan Freel, *Cesar Izuris, *Felipe Lopez, *Luis Lopez, *Brandon Lyon, Chris Michalak, Josh Phelps, Vernon Wells, *ML debut (7).

2002 (18): Brian Bowles, *Kevin Cash, *Scott Cassidy, Pasqual Coco, *Mark Hendrickson, *Eric Hinske, Ken Huckaby, *Orlando Hudson, Jason Kershner, *Joe Lawrence, *Justin Miller, Josh Phelps, *Mike Smith, Pedro Swann, *Corey Thurman, Pete Walker, *Jayson Werth, *Scott Wiggins, *ML debut (11).

2003 (8): Brian Bowles, Kevin Cash, *Vinnie Chulk, Howie Clark, Mark Hendrickson, *Reed Johnson, *Aquilino Lopez, Jayson Werth, *ML debut (3).

2004 (16): *Russ Adams, *Dave Bush, Kevin Cash, *Gustavo Chacin, Vinnie Chulk, *Eric Crozier, *Jason Frasor, Kevin Frederick, *Gabe Gross, *Brandon League, Dave Maurer, Michael Nakamura, *Adam Peterson, *Simon Pond, *Guillermo Quiroz, *Alex Rios, *ML debut (11).

2005 (9): Russ Adams, Gustavo Chacin, *John-Ford Griffin, Gabe Gross, *Aaron Hill, Guillermo Quiroz, Brandon League, *Shaun Marcum, *Dustin McGowan, *ML debut (4).

2006 (10): Luis Figueroa, *John Hattig, *Casey Janssen, *Adam Lind, Shaun Marcum, Dustin McGowan, *Ryan Roberts, *Davis Romero, *Francisco Rosario, Brian Tallet, *ML debut (6).

2007 (11): *Josh Banks, *Jordan De Jong, John-Ford Griffin, *Lee Gronkiewicz, Adam Lind, *Jesse Litsch, Ryan Roberts, *Curtis Thigpen, *Jamie Vermilyea, *Brian Wolfe, *ML debut (7).

2008 (7): *Jesse Carlson, Buck Coats, *David Purcey, *Scott Richmond, *Travis Snider, *Randy Wells, *Robinson Diaz, *ML debut (6).

2009 (13): Bryan Bullington, *Brett Cecil, Dirk Hayhurst, *Brad Mills, Bill Murphy, *Kyle Phillips, *Robert Ray, Scott Richmond, Josh Roenicke, *Ricky Romero, Randy Ruiz, *Mark Rzepczynski, Travis Snider, *ML debut (6).

2010 (7): *J.P. Arencibia, *Kyle Drabek, Jarrett Hoffpauir, *Rommie Lewis Jr., Mike McCoy, Brad Mills, Robert Ray, *ML debut (3).

2011 (13): *Henderson Alvarez, J.P. Arencibia, *Chad Beck, *Joel Carreno, *David Cooper, Kyle Drabek, *Daniel Farquhar, *Brett Lawrie, *Darin Mastroianni, Brad Mills, *Luis Perez, *Zach Stewart, *Eric Thames, *ML debut (10).

2012 (15): Chad Beck, Drew Carpenter, Joel Carreno, Robert Coello, David Cooper, *Evan Crawford, Steve Delabar, *Sam Dyson, *Yan Gomes, *Anthony Gose, *Adeiny Hechavarria, *Drew Hutchison, *Chad Jenkins, *Aaron Loup, *Moises Sierra, *ML debut (9).

2013 (8): *Ryan Goins, Chad Jenkins, *Sean Nolin, *Kevin Pillar, Todd Redmond, Mickey Storey, Neil Wagner, Thad Weber, *ML debut (3).

2014 (11): Jonathan Diaz, *Brad Glenn, Ryan Goins, *Kendall Graveman, Sean Nolin, *Daniel Norris, Kevin Pillar, *Dalton Pompey, *Rob Rasmussen, *Aaron Sanchez, *Marcus Stroman, *ML debut (7).

2015 (12): *Matt Boyd, *Miguel Castro, *Scott Copeland, Jonathan Diaz, Daniel Norris, *Roberto Osuna, Dalton Pompey, Rob Rasmussen, *Aaron Sanchez, Bo Schultz, *Ryan Tepera, *Devon Travis, *ML debut (6).

2016 (8): *Dustin Antolin, *Joe Biagini, *Chad Gironi, *Danny Barnes, *Andy Burns, Pat Venditte, *Matt Derold, Arnold Leon, *ML debut (6).



TOP FIVE ROOKIES — THRU 2016

BATTING AVERAGE

(502 plate appearances)

| | | |
|-------------------|------|------|
| 1 Bob Bailor | .310 | 1977 |
| 2 Alfredo Griffin | .287 | 1979 |
| 3 Eric Hinske | .279 | 2002 |
| 4 Damaso Garcia | .278 | 1980 |
| 5 Rick Bosetti | .259 | 1978 |

MOST RUNS

| | | |
|-------------------|----|------|
| 1 Eric Hinske | 99 | 2002 |
| 2 Alfredo Griffin | 81 | 1979 |
| 3 Reed Johnson | 79 | 2003 |
| 4 Russ Adams | 68 | 2005 |
| 5 Bob Bailor | 62 | 1977 |
| Junior Felix | 62 | 1989 |

TRIPLES

| | | |
|-------------------|----|------|
| 1 Alfredo Griffin | 10 | 1979 |
| 2 Junior Felix | 8 | 1989 |
| 3 Damaso Garcia | 7 | 1980 |
| Shannon Stewart | 7 | 1997 |
| Alex Rios | 7 | 2004 |

EXTRA BASE HITS

| | | |
|------------------|----|------|
| 1 Eric Hinske | 64 | 2002 |
| 2 Shawn Green | 50 | 1995 |
| 3 J.P. Arencibia | 47 | 2011 |
| 4 Damaso Garcia | 41 | 1980 |
| Eric Thames | 41 | 2011 |

SACRIFICE HITS

| | | |
|-------------------|----|------|
| 1 Alfredo Griffin | 16 | 1979 |
| 2 Lloyd Moseby | 10 | 1980 |
| 3 Alex Gonzalez | 9 | 1995 |
| 4 Dan Ainge | 7 | 1979 |
| 5 4 tied at 6 | | |

BASE ON BALLS

| | | |
|-----------------|----|------|
| 1 Eric Hinske | 77 | 2002 |
| 2 Fred McGriff | 60 | 1987 |
| 3 John Olerud | 57 | 1990 |
| 4 Russ Adams | 50 | 2005 |
| 5 Alex Gonzalez | 44 | 1995 |

WINS

| | | |
|------------------|----|------|
| 1 Mark Eichhorn | 14 | 1986 |
| 2 Gustavo Chacin | 13 | 2005 |
| Ricky Romero | 13 | 2009 |
| 4 Jeff Musselman | 12 | 1987 |
| 5 Mike Timlin | 11 | 1991 |
| Marcus Stroman | 11 | 2014 |

ERA (162 IP)

| | | |
|------------------|------|------|
| 1 Gustavo Chacin | 3.72 | 2005 |
| 2 Jerry Garvin | 4.19 | 1977 |
| 3 Ricky Romero | 4.30 | 2009 |
| 4 Phil Huffman | 5.77 | 1979 |

INNINGS

| | | |
|--------------------|-------|------|
| 1 Jerry Garvin | 244.2 | 1977 |
| 2 Gustavo Chacin | 203.0 | 2005 |
| 3 Ricky Romero | 178.0 | 2009 |
| 4 Phil Huffman | 173.0 | 1978 |
| 5 Mark Hendrickson | 158.1 | 2003 |

GAMES

| | | |
|-------------------|-----|------|
| 1 Alfredo Griffin | 153 | 1979 |
| 2 Eric Hinske | 151 | 2002 |
| 3 Damaso Garcia | 140 | 1980 |
| 4 Jesse Barfield | 139 | 1982 |
| Russ Adams | 139 | 2005 |

MOST HITS

| | | |
|-------------------|-----|------|
| 1 Alfredo Griffin | 179 | 1979 |
| 2 Eric Hinske | 158 | 2002 |
| 3 Bob Bailor | 154 | 1977 |
| 4 Damaso Garcia | 151 | 1980 |
| 5 Rick Bosetti | 147 | 1978 |

HOME RUNS

| | | |
|------------------|----|------|
| 1 Eric Hinske | 24 | 2002 |
| 2 J.P. Arencibia | 23 | 2011 |
| 3 Fred McGriff | 20 | 1987 |
| 4 Jesse Barfield | 18 | 1982 |
| 5 Shawn Green | 15 | 1995 |
| Josh Phelps | 15 | 2002 |

TOTAL BASES

| | | |
|-------------------|-----|------|
| 1 Eric Hinske | 272 | 2002 |
| 2 Alfredo Griffin | 227 | 1979 |
| 3 Damaso Garcia | 207 | 1980 |
| 4 Bob Bailor | 200 | 1977 |
| 5 Rick Bosetti | 197 | 1995 |

SACRIFICE FLIES

| | | |
|----------------|---|------|
| 1 Russ Adams | 8 | 2005 |
| 2 Eric Hinske | 5 | 2002 |
| 3 11 tied at 4 | | |

STRIKEOUTS

| | | |
|-----------------|-----|------|
| 1 Eric Hinske | 138 | 2002 |
| 2 Eric Thames | 133 | 2011 |
| 3 Alex Gonzalez | 114 | 1995 |
| 4 Fred McGriff | 104 | 1987 |
| 5 Junior Felix | 101 | 1989 |

LOSSES

| | | |
|------------------|----|------|
| 1 Jerry Garvin | 18 | 1977 |
| Phil Huffman | 18 | 1978 |
| 3 Jeff Byrd | 13 | 1977 |
| 4 Scott Richmond | 11 | 2009 |
| 5 Jim Gott | 10 | 1982 |
| Casey Janssen | 10 | 2006 |
| Jesse Litsch | 10 | 2007 |

GAMES

| | | |
|------------------|----|------|
| 1 Aquilino Lopez | 72 | 2003 |
| 2 Mark Eichhorn | 69 | 1986 |
| Jesse Carlson | 69 | 2008 |
| 4 Jeff Musselman | 68 | 1987 |
| Roberto Osuna | 68 | 2015 |

STRIKEOUTS

| | | |
|------------------|-----|------|
| 1 Mark Eichhorn | 166 | 1986 |
| 2 Ricky Romero | 141 | 2009 |
| 3 Jerry Garvin | 127 | 1977 |
| 4 Juan Guzman | 123 | 1991 |
| 5 Gustavo Chacin | 121 | 2005 |

AT-BATS

| | | |
|-------------------|-----|------|
| 1 Alfredo Griffin | 624 | 1979 |
| 2 Rick Bosetti | 568 | 1978 |
| 3 Eric Hinske | 566 | 2002 |
| 4 Damaso Garcia | 543 | 1980 |
| 5 Bob Bailor | 496 | 1977 |

DOUBLES

| | | |
|-----------------|----|------|
| 1 Eric Hinske | 38 | 2002 |
| 2 Shawn Green | 31 | 1995 |
| 3 Damaso Garcia | 30 | 1980 |
| 4 Russ Adams | 27 | 2005 |
| 5 Rick Bosetti | 25 | 1978 |
| Aaron Hill | 25 | 2005 |

RUNS BATTED IN

| | | |
|------------------|----|------|
| 1 Eric Hinske | 84 | 2002 |
| 2 J.P. Arencibia | 78 | 2011 |
| 3 Doug Ault | 64 | 1977 |
| 4 Russ Adams | 63 | 2005 |
| 5 Jesse Barfield | 58 | 1982 |
| Josh Phelps | 58 | 2002 |

STOLEN BASES

| | | |
|-------------------|----|------|
| 1 Alfredo Griffin | 21 | 1979 |
| 2 Junior Felix | 18 | 1989 |
| 3 Bob Bailor | 15 | 1977 |
| Alex Rios | 15 | 2004 |
| Anthony Gose | 15 | 2012 |

HIT BY PITCH

| | | |
|----------------|----|------|
| 1 Reed Johnson | 20 | 2003 |
| 2 Jeff Kent | 6 | 1992 |
| 3 4 tied at 5 | | |

SAVES

| | | |
|------------------|----|------|
| 1 Billy Koch | 31 | 1999 |
| 2 Roberto Osuna | 20 | 2015 |
| 3 Darren Hall | 17 | 1994 |
| Jason Frasor | 17 | 2004 |
| 5 Kelvin Escobar | 14 | 1997 |
| Aquilino Lopez | 14 | 2003 |

STARTS

| | | |
|--------------------|----|------|
| 1 Jerry Garvin | 34 | 1977 |
| Gustavo Chacin | 34 | 2005 |
| 3 Phil Huffman | 31 | 1978 |
| 4 Mark Hendrickson | 30 | 2003 |
| 5 Ricky Romero | 29 | 2009 |



HOME RUNS

CLUB RECORDS

HITTERS

| Y | Tot | H | A | Consec | | | 1-inn | | | One-game | | | | | | Batters | | | | | Totals | | | | | vs | |
|----|-----|-----|-----|--------|---|---|-------|---|---|----------|---|---|---|---|----|---------|----|----|----|---|--------|----|----|----|----|-----|-----|
| | | | | 2 | 3 | 4 | 3 | 4 | 5 | 5 | 6 | 7 | 8 | 9 | 10 | PH | LO | XN | IP | P | 1 | 10 | 20 | 30 | 40 | RHP | LHP |
| 77 | 100 | 45 | 55 | 3 | 0 | 0 | 1 | 0 | 0 | 0 | 0 | 0 | 0 | 0 | 0 | 5 | 1 | 2 | 1 | 0 | 15 | 5 | 0 | 0 | 0 | 65 | 35 |
| 78 | 98 | 50 | 48 | 2 | 0 | 0 | 0 | 0 | 0 | 0 | 0 | 0 | 0 | 0 | 0 | 2 | 2 | 2 | 0 | 0 | 15 | 2 | 2 | 0 | 0 | 59 | 39 |
| 79 | 95 | 50 | 45 | 2 | 0 | 0 | 0 | 0 | 0 | 0 | 0 | 0 | 0 | 0 | 0 | 4 | 1 | 2 | 2 | 0 | 15 | 4 | 1 | 0 | 0 | 67 | 28 |
| 80 | 126 | 56 | 70 | 3 | 0 | 0 | 0 | 0 | 0 | 0 | 0 | 0 | 0 | 0 | 0 | 3 | 0 | 3 | 1 | 0 | 17 | 5 | 2 | 1 | 0 | 82 | 44 |
| 81 | 61 | 34 | 27 | 2 | 0 | 0 | 0 | 0 | 0 | 0 | 0 | 0 | 0 | 0 | 0 | 1 | 1 | 0 | 0 | 0 | 12 | 2 | 0 | 0 | 0 | 31 | 30 |
| 82 | 106 | 62 | 44 | 3 | 0 | 0 | 1 | 0 | 0 | 0 | 0 | 0 | 0 | 0 | 0 | 4 | 1 | 1 | 1 | 0 | 19 | 4 | 1 | 0 | 0 | 56 | 50 |
| 83 | 167 | 101 | 66 | 10 | 0 | 0 | 2 | 0 | 0 | 1 | 0 | 0 | 0 | 0 | 0 | 5 | 2 | 4 | 4 | 0 | 16 | 9 | 3 | 0 | 0 | 106 | 60 |
| 84 | 143 | 59 | 84 | 5 | 1 | 0 | 3 | 0 | 0 | 0 | 0 | 0 | 0 | 0 | 0 | 6 | 1 | 1 | 2 | 0 | 15 | 7 | 1 | 0 | 0 | 105 | 38 |
| 85 | 158 | 75 | 83 | 6 | 0 | 0 | 0 | 0 | 0 | 1 | 0 | 0 | 0 | 0 | 0 | 4 | 2 | 8 | 0 | 0 | 16 | 6 | 2 | 0 | 0 | 102 | 56 |
| 86 | 181 | 87 | 94 | 5 | 0 | 0 | 0 | 0 | 0 | 0 | 0 | 0 | 0 | 0 | 0 | 4 | 4 | 6 | 1 | 0 | 16 | 7 | 3 | 2 | 1 | 126 | 55 |
| 87 | 215 | 101 | 114 | 8 | 1 | 0 | 3 | 0 | 0 | 0 | 3 | 0 | 0 | 0 | 1 | 3 | 0 | 4 | 0 | 0 | 18 | 9 | 4 | 1 | 1 | 152 | 63 |
| 88 | 158 | 78 | 80 | 6 | 0 | 0 | 0 | 0 | 0 | 1 | 0 | 0 | 0 | 0 | 0 | 2 | 1 | 2 | 1 | 0 | 15 | 7 | 2 | 1 | 0 | 105 | 53 |
| 89 | 142 | 64 | 78 | 4 | 0 | 0 | 0 | 0 | 0 | 0 | 0 | 0 | 0 | 0 | 0 | 3 | 4 | 3 | 1 | 0 | 17 | 6 | 1 | 1 | 0 | 106 | 36 |
| 90 | 167 | 93 | 74 | 6 | 0 | 0 | 2 | 0 | 0 | 2 | 0 | 0 | 0 | 0 | 0 | 0 | 1 | 3 | 0 | 0 | 15 | 7 | 3 | 2 | 0 | 109 | 58 |
| 91 | 133 | 75 | 58 | 1 | 0 | 0 | 0 | 0 | 0 | 0 | 0 | 0 | 0 | 0 | 0 | 1 | 6 | 5 | 1 | 0 | 17 | 4 | 2 | 1 | 0 | 86 | 47 |
| 92 | 163 | 79 | 84 | 4 | 0 | 0 | 0 | 0 | 0 | 0 | 0 | 0 | 0 | 0 | 0 | 0 | 5 | 2 | 1 | 0 | 13 | 7 | 3 | 1 | 0 | 122 | 41 |
| 93 | 159 | 90 | 69 | 7 | 0 | 0 | 0 | 0 | 0 | 2 | 0 | 0 | 0 | 0 | 0 | 1 | 6 | 0 | 1 | 0 | 15 | 6 | 3 | 1 | 0 | 121 | 38 |
| 94 | 115 | 63 | 52 | 2 | 0 | 0 | 0 | 0 | 0 | 0 | 1 | 0 | 0 | 0 | 0 | 1 | 4 | 2 | 1 | 0 | 12 | 5 | 1 | 0 | 0 | 74 | 41 |
| 95 | 140 | 73 | 67 | 5 | 0 | 0 | 1 | 0 | 0 | 0 | 0 | 0 | 0 | 0 | 0 | 1 | 3 | 1 | 1 | 0 | 16 | 7 | 1 | 0 | 0 | 104 | 36 |
| 96 | 177 | 87 | 90 | 3 | 0 | 0 | 0 | 0 | 0 | 1 | 1 | 0 | 0 | 0 | 0 | 2 | 1 | 3 | 0 | 0 | 15 | 8 | 3 | 2 | 0 | 130 | 47 |
| 97 | 147 | 68 | 79 | 5 | 0 | 0 | 0 | 0 | 0 | 0 | 0 | 0 | 0 | 0 | 0 | 1 | 0 | 1 | 0 | 0 | 15 | 7 | 2 | 1 | 0 | 109 | 38 |
| 98 | 221 | 112 | 109 | 6 | 0 | 0 | 0 | 0 | 0 | 0 | 0 | 1 | 0 | 0 | 0 | 1 | 2 | 3 | 3 | 0 | 16 | 8 | 4 | 3 | 1 | 167 | 54 |
| 99 | 212 | 96 | 116 | 11 | 0 | 0 | 3 | 0 | 0 | 3 | 1 | 0 | 0 | 0 | 0 | 4 | 3 | 3 | 0 | 0 | 23 | 7 | 3 | 2 | 2 | 170 | 42 |
| 00 | 244 | 134 | 110 | 5 | 1 | 0 | 2 | 0 | 0 | 2 | 0 | 0 | 0 | 0 | 0 | 0 | 8 | 1 | 0 | 0 | 15 | 8 | 7 | 4 | 2 | 205 | 39 |
| 01 | 195 | 94 | 101 | 8 | 1 | 0 | 2 | 1 | 0 | 4 | 0 | 0 | 0 | 0 | 0 | 2 | 4 | 5 | 1 | 0 | 19 | 8 | 3 | 2 | 0 | 150 | 45 |
| 02 | 187 | 102 | 85 | 6 | 0 | 0 | 1 | 0 | 0 | 1 | 0 | 0 | 0 | 0 | 0 | 4 | 3 | 3 | 2 | 0 | 17 | 8 | 3 | 1 | 0 | 150 | 37 |
| 03 | 190 | 94 | 96 | 6 | 0 | 0 | 0 | 0 | 0 | 1 | 0 | 0 | 0 | 0 | 0 | 0 | 6 | 3 | 1 | 1 | 18 | 7 | 3 | 2 | 1 | 150 | 40 |
| 04 | 145 | 80 | 65 | 2 | 0 | 0 | 0 | 0 | 0 | 0 | 0 | 0 | 0 | 0 | 0 | 4 | 7 | 1 | 0 | 0 | 19 | 6 | 2 | 1 | 0 | 93 | 52 |
| 05 | 136 | 76 | 60 | 3 | 1 | 0 | 1 | 0 | 0 | 0 | 0 | 0 | 0 | 0 | 0 | 3 | 1 | 0 | 0 | 0 | 14 | 7 | 1 | 0 | 0 | 94 | 42 |
| 06 | 199 | 121 | 78 | 10 | 0 | 0 | 2 | 0 | 0 | 2 | 0 | 0 | 0 | 0 | 0 | 2 | 6 | 3 | 0 | 0 | 16 | 9 | 3 | 2 | 0 | 146 | 53 |
| 07 | 165 | 90 | 75 | 6 | 0 | 0 | 2 | 0 | 0 | 0 | 0 | 0 | 0 | 0 | 0 | 4 | 5 | 3 | 0 | 0 | 17 | 9 | 4 | 0 | 0 | 121 | 44 |
| 08 | 126 | 69 | 57 | 2 | 0 | 0 | 0 | 0 | 0 | 0 | 0 | 0 | 0 | 0 | 0 | 2 | 2 | 1 | 0 | 0 | 19 | 6 | 1 | 0 | 0 | 100 | 26 |
| 09 | 209 | 104 | 105 | 5 | 0 | 0 | 1 | 0 | 0 | 2 | 1 | 0 | 0 | 0 | 0 | 2 | 3 | 4 | 0 | 0 | 16 | 9 | 2 | 2 | 0 | 156 | 53 |
| 10 | 257 | 146 | 111 | 10 | 0 | 0 | 1 | 0 | 0 | 2 | 2 | 0 | 1 | 0 | 0 | 1 | 5 | 2 | 1 | 0 | 17 | 9 | 7 | 2 | 1 | 211 | 46 |
| 11 | 186 | 103 | 83 | 7 | 0 | 0 | 2 | 0 | 0 | 0 | 0 | 0 | 0 | 0 | 0 | 0 | 1 | 7 | 0 | 0 | 22 | 6 | 3 | 1 | 1 | 137 | 49 |
| 12 | 198 | 102 | 96 | 4 | 1 | 0 | 1 | 0 | 0 | 1 | 1 | 0 | 0 | 0 | 0 | 1 | 3 | 2 | 0 | 0 | 19 | 7 | 3 | 1 | 1 | 141 | 57 |
| 13 | 185 | 95 | 90 | 4 | 0 | 0 | 1 | 0 | 0 | 3 | 0 | 0 | 0 | 0 | 0 | 2 | 3 | 1 | 0 | 0 | 18 | 7 | 5 | 1 | 0 | 141 | 44 |
| 14 | 177 | 98 | 79 | 7 | 0 | 0 | 1 | 0 | 0 | 1 | 0 | 0 | 0 | 0 | 0 | 9 | 5 | 1 | 0 | 0 | 20 | 7 | 2 | 2 | 0 | 135 | 42 |
| 15 | 232 | 123 | 109 | 8 | 0 | 0 | 0 | 0 | 0 | 3 | 0 | 0 | 0 | 0 | 0 | 3 | 4 | 5 | 0 | 0 | 18 | 7 | 4 | 3 | 2 | 180 | 52 |
| 16 | 221 | 107 | 114 | 8 | 0 | 0 | 2 | 0 | 0 | 2 | 0 | 0 | 0 | 0 | 0 | 1 | 6 | 1 | 0 | 0 | 16 | 8 | 6 | 2 | 1 | 168 | 53 |

2010 HOME RUN FACTS

- Led the Majors with a Club record 257-HR
- Hit 46 more HR than the next best team-BOS with 211...Largest gap in the Majors since 1963
- The 257-HR ranked T-3rd most in MLB history for a single season
- The 56-HR hit in Sept./Oct. was T-1st all time in MLB history for that particular month (CIN hit 56 in 1999)
- Hit a Club record 146-HR at home which ranks as the 3rd most by any Club in the Majors since 1952
- Matched a Club record (2nd time & 1st since 2000) with seven players recording at least 20+ HR in a season
- Were the 1st Club in MLB history to have 20+ HR from each defensive position (including DH)
- Hit 257-HR & allowed 150-HR making for a differential of 107 which represented the 2nd best mark in MLB history (1927 Yankees were +116).



PITCHERS

| Y | Tot | H | A | Consec | | | 1-inn | | | One-game | | | | | | Batters | | | | Totals | | | | vs | | | | | |
|----|-----|-----|-----|--------|---|---|-------|---|---|----------|---|---|---|---|----|---------|----|----|----|--------|---|----|----|----|----|-----|-----|-----|-----|
| | | | | 2 | 3 | 4 | 3 | 4 | 5 | 5 | 6 | 7 | 8 | 9 | 10 | PH | LO | XN | IP | P | 1 | 10 | 20 | 30 | 40 | RHB | LHB | | |
| 77 | 152 | 94 | 58 | 4 | 1 | 0 | 0 | 2 | 0 | 2 | 0 | 0 | 0 | 1 | 0 | 0 | 0 | 6 | 0 | 4 | 3 | 0 | 15 | 5 | 3 | 1 | 0 | 93 | 59 |
| 78 | 149 | 75 | 74 | 2 | 0 | 0 | 0 | 0 | 0 | 0 | 0 | 0 | 0 | 0 | 0 | 0 | 0 | 2 | 3 | 1 | 0 | 0 | 12 | 8 | 3 | 0 | 0 | 106 | 43 |
| 79 | 165 | 74 | 91 | 6 | 0 | 0 | 1 | 0 | 0 | 0 | 2 | 0 | 0 | 0 | 0 | 0 | 0 | 1 | 2 | 3 | 3 | 0 | 17 | 8 | 2 | 0 | 0 | 103 | 62 |
| 80 | 135 | 75 | 60 | 1 | 0 | 0 | 0 | 0 | 0 | 0 | 2 | 0 | 0 | 0 | 0 | 0 | 0 | 5 | 1 | 4 | 2 | 0 | 15 | 7 | 0 | 0 | 0 | 63 | 72 |
| 81 | 72 | 41 | 31 | 1 | 0 | 0 | 0 | 0 | 0 | 0 | 0 | 0 | 0 | 0 | 0 | 0 | 0 | 2 | 2 | 2 | 1 | 0 | 12 | 3 | 0 | 0 | 0 | 42 | 30 |
| 82 | 147 | 70 | 77 | 5 | 0 | 0 | 2 | 0 | 0 | 0 | 0 | 0 | 0 | 0 | 0 | 0 | 0 | 1 | 1 | 2 | 2 | 0 | 13 | 6 | 3 | 0 | 0 | 88 | 59 |
| 83 | 145 | 84 | 61 | 5 | 0 | 0 | 1 | 0 | 0 | 0 | 1 | 0 | 0 | 0 | 0 | 0 | 0 | 2 | 3 | 3 | 2 | 0 | 14 | 6 | 3 | 0 | 0 | 85 | 60 |
| 84 | 140 | 78 | 62 | 2 | 1 | 0 | 2 | 0 | 0 | 0 | 1 | 0 | 0 | 0 | 0 | 0 | 0 | 3 | 0 | 4 | 1 | 0 | 12 | 5 | 3 | 0 | 0 | 70 | 70 |
| 85 | 147 | 78 | 69 | 5 | 1 | 0 | 1 | 0 | 0 | 0 | 0 | 0 | 0 | 0 | 0 | 0 | 0 | 4 | 1 | 2 | 1 | 0 | 15 | 5 | 3 | 0 | 0 | 78 | 69 |
| 86 | 164 | 89 | 75 | 7 | 0 | 0 | 4 | 0 | 0 | 0 | 2 | 0 | 0 | 0 | 0 | 0 | 0 | 9 | 4 | 5 | 0 | 0 | 16 | 5 | 4 | 0 | 0 | 96 | 68 |
| 87 | 158 | 83 | 75 | 2 | 0 | 0 | 0 | 0 | 0 | 0 | 1 | 0 | 0 | 0 | 0 | 0 | 0 | 4 | 4 | 3 | 1 | 0 | 13 | 8 | 3 | 1 | 0 | 101 | 57 |
| 88 | 143 | 73 | 70 | 4 | 0 | 0 | 0 | 0 | 0 | 0 | 0 | 0 | 0 | 0 | 0 | 0 | 0 | 1 | 5 | 5 | 3 | 0 | 15 | 7 | 2 | 0 | 0 | 102 | 41 |
| 89 | 99 | 50 | 49 | 1 | 0 | 0 | 0 | 0 | 0 | 0 | 0 | 0 | 0 | 0 | 0 | 0 | 0 | 2 | 2 | 1 | 0 | 0 | 17 | 5 | 0 | 0 | 0 | 70 | 29 |
| 90 | 143 | 82 | 61 | 4 | 1 | 0 | 2 | 0 | 0 | 0 | 1 | 1 | 0 | 0 | 0 | 0 | 0 | 3 | 3 | 3 | 0 | 0 | 16 | 6 | 2 | 0 | 0 | 100 | 43 |
| 91 | 121 | 72 | 49 | 2 | 0 | 0 | 0 | 0 | 0 | 0 | 0 | 0 | 0 | 0 | 0 | 0 | 0 | 5 | 2 | 5 | 0 | 0 | 16 | 4 | 2 | 0 | 0 | 80 | 41 |
| 92 | 124 | 60 | 64 | 6 | 0 | 0 | 0 | 0 | 0 | 0 | 0 | 0 | 0 | 0 | 0 | 0 | 0 | 2 | 2 | 0 | 0 | 0 | 14 | 4 | 2 | 0 | 0 | 86 | 38 |
| 93 | 134 | 81 | 53 | 4 | 0 | 0 | 0 | 0 | 0 | 0 | 1 | 0 | 0 | 0 | 0 | 0 | 0 | 1 | 1 | 1 | 1 | 0 | 13 | 5 | 2 | 0 | 0 | 75 | 59 |
| 94 | 127 | 64 | 63 | 4 | 0 | 0 | 0 | 0 | 0 | 0 | 1 | 0 | 0 | 0 | 0 | 0 | 0 | 3 | 4 | 2 | 1 | 0 | 15 | 4 | 3 | 0 | 0 | 75 | 52 |
| 95 | 145 | 79 | 66 | 2 | 0 | 0 | 1 | 0 | 0 | 0 | 1 | 0 | 0 | 0 | 0 | 0 | 0 | 1 | 2 | 8 | 0 | 0 | 19 | 7 | 1 | 0 | 0 | 74 | 71 |
| 96 | 187 | 102 | 85 | 6 | 0 | 0 | 0 | 0 | 0 | 0 | 1 | 0 | 0 | 0 | 0 | 0 | 0 | 6 | 5 | 2 | 0 | 0 | 19 | 5 | 4 | 0 | 0 | 105 | 82 |
| 97 | 167 | 72 | 95 | 7 | 0 | 0 | 4 | 0 | 0 | 0 | 3 | 0 | 0 | 0 | 0 | 0 | 0 | 4 | 4 | 3 | 1 | 0 | 20 | 4 | 2 | 2 | 0 | 91 | 76 |
| 98 | 169 | 77 | 92 | 6 | 0 | 0 | 2 | 0 | 0 | 0 | 0 | 1 | 0 | 0 | 0 | 0 | 0 | 2 | 4 | 2 | 1 | 0 | 16 | 6 | 2 | 1 | 0 | 82 | 87 |
| 99 | 191 | 93 | 98 | 4 | 0 | 0 | 0 | 0 | 0 | 0 | 1 | 0 | 0 | 0 | 0 | 0 | 0 | 2 | 4 | 1 | 0 | 0 | 20 | 7 | 2 | 2 | 0 | 111 | 80 |
| 00 | 195 | 92 | 103 | 7 | 1 | 0 | 0 | 1 | 0 | 0 | 3 | 0 | 0 | 1 | 0 | 0 | 0 | 1 | 2 | 3 | 0 | 1 | 21 | 7 | 3 | 1 | 0 | 109 | 86 |
| 01 | 165 | 84 | 81 | 5 | 0 | 0 | 0 | 0 | 0 | 0 | 5 | 0 | 0 | 0 | 0 | 0 | 0 | 5 | 0 | 1 | 0 | 1 | 18 | 5 | 2 | 0 | 0 | 89 | 76 |
| 02 | 177 | 89 | 88 | 3 | 0 | 0 | 1 | 0 | 0 | 0 | 2 | 0 | 0 | 0 | 0 | 0 | 0 | 1 | 3 | 4 | 0 | 0 | 21 | 11 | 0 | 0 | 0 | 78 | 99 |
| 03 | 184 | 107 | 77 | 6 | 0 | 0 | 1 | 0 | 0 | 0 | 0 | 1 | 0 | 0 | 0 | 0 | 0 | 2 | 1 | 0 | 2 | 0 | 21 | 8 | 3 | 0 | 0 | 108 | 76 |
| 04 | 181 | 93 | 88 | 4 | 2 | 0 | 3 | 0 | 0 | 0 | 0 | 1 | 0 | 0 | 0 | 0 | 0 | 3 | 2 | 2 | 0 | 0 | 21 | 7 | 2 | 0 | 0 | 80 | 101 |
| 05 | 185 | 103 | 82 | 9 | 0 | 0 | 0 | 0 | 0 | 0 | 3 | 0 | 0 | 0 | 0 | 0 | 0 | 2 | 6 | 1 | 2 | 0 | 17 | 8 | 4 | 0 | 0 | 119 | 66 |
| 06 | 185 | 94 | 91 | 6 | 0 | 0 | 1 | 0 | 0 | 0 | 0 | 0 | 0 | 0 | 0 | 0 | 0 | 1 | 2 | 0 | 0 | 0 | 21 | 7 | 1 | 0 | 0 | 119 | 66 |
| 07 | 157 | 83 | 74 | 6 | 0 | 0 | 1 | 0 | 0 | 0 | 0 | 0 | 0 | 0 | 0 | 0 | 0 | 3 | 3 | 3 | 0 | 0 | 20 | 7 | 2 | 0 | 0 | 75 | 82 |
| 08 | 134 | 56 | 78 | 2 | 0 | 0 | 1 | 0 | 0 | 0 | 1 | 0 | 0 | 0 | 0 | 0 | 0 | 3 | 2 | 3 | 1 | 0 | 18 | 4 | 2 | 0 | 0 | 68 | 66 |
| 09 | 161 | 90 | 91 | 7 | 0 | 0 | 1 | 1 | 0 | 0 | 1 | 0 | 0 | 0 | 0 | 0 | 0 | 3 | 6 | 4 | 0 | 0 | 21 | 5 | 2 | 0 | 0 | 95 | 86 |
| 10 | 150 | 81 | 69 | 7 | 0 | 0 | 2 | 0 | 0 | 0 | 1 | 0 | 0 | 0 | 0 | 0 | 0 | 1 | 2 | 2 | 1 | 0 | 20 | 5 | 2 | 0 | 0 | 89 | 51 |
| 11 | 179 | 95 | 84 | 5 | 0 | 0 | 0 | 0 | 0 | 0 | 0 | 0 | 0 | 0 | 0 | 0 | 0 | 2 | 1 | 1 | 1 | 0 | 24 | 8 | 3 | 0 | 0 | 115 | 64 |
| 12 | 204 | 102 | 102 | 3 | 2 | 0 | 3 | 0 | 0 | 0 | 1 | 0 | 1 | 0 | 0 | 0 | 0 | 1 | 1 | 2 | 0 | 0 | 29 | 7 | 3 | 0 | 0 | 112 | 92 |
| 13 | 195 | 119 | 76 | 11 | 1 | 0 | 1 | 0 | 0 | 0 | 2 | 1 | 0 | 0 | 0 | 0 | 0 | 3 | 2 | 4 | 0 | 0 | 29 | 7 | 3 | 1 | 0 | 100 | 95 |
| 14 | 151 | 88 | 63 | 6 | 0 | 0 | 0 | 0 | 0 | 0 | 0 | 0 | 0 | 0 | 0 | 0 | 0 | 0 | 2 | 2 | 1 | 0 | 22 | 5 | 3 | 0 | 0 | 87 | 64 |
| 15 | 173 | 80 | 93 | 2 | 0 | 0 | 0 | 0 | 0 | 0 | 0 | 0 | 0 | 0 | 0 | 0 | 0 | 3 | 6 | 3 | 0 | 0 | 26 | 4 | 4 | 0 | 0 | 89 | 84 |
| 16 | 183 | 96 | 87 | 7 | 3 | 0 | 2 | 0 | 0 | 0 | 1 | 0 | 1 | 0 | 0 | 0 | 0 | 3 | 3 | 2 | 2 | 0 | 26 | 5 | 4 | 0 | 0 | 98 | 85 |

10 HOME RUN GAME

The Blue Jays etched a page in the record book with a 10 HR performance against the Baltimore Orioles on Sept. 14, 1987. Following is a list of highlights from that game:

In the 18-3 victory the Blue Jays received HR's from Ernie Whitt (3), Goerge Bell (2), Rance Mulliniks (2), Fred McGriff (1), Rob Ducey (1) and Lloyd Moseby (1)... The clubs combined to hit 11 HR's in the game, to tie the Major League mark... A club mark of 53 total bases in the game was set.



HOME RUN SUMMARY (1977-2016)

| | |
|--------------------|--|
| TOTAL | 6636 (regular season) |
| HOME | 3436 (Exhibition Stadium-817, Rogers Centre-2617, Puerto Rico-2) |
| AWAY | 3200 |
| 3 in inning | 35 |
| 4 in inning | 1 |
| 5 in game | 36 |
| 6 in game | 7 |
| 7 in game | 1 (Aug. 19, 1998 at Seattle) |
| 8 in game | 1 (Aug. 7, 2010 vs. Tampa Bay) |
| 10 in game | 1 (Sept. 14, 1987 vs Baltimore) |
| Bases Loaded | 137 |
| Inside-the-Park | 28 |
| Leadoff | 123 |
| Pinch-hit | 98 |
| Extra Innings | 100 |
| Off RH Pitcher | 4833 |
| Off LH Pitcher | 1803 |
| Post-Season | 56 |
| Home | 30 (28 at Rogers Centre) |
| Away | 26 |

HOME RUNS AT ROGERS CENTRE

REGULAR SEASON

LEADING BLUE JAYS

| | |
|----------------------|-----|
| 1. Carlos Delgado | 175 |
| 2. Jose Bautista | 136 |
| 3. Vernon Wells | 124 |
| 4. Joe Carter | 121 |
| 5. Edwin Encarnacion | 115 |
| 6. Adam Lind | 73 |
| 7. Shawn Green | 63 |
| 8. Ed Sprague | 58 |
| 9. Jose Cruz Jr. | 57 |
| 10. Aaron Hill | 55 |

LEADING OPPONENTS

| | |
|-------------------|----|
| 1. David Ortiz | 41 |
| 2. Alex Rodriguez | 36 |
| 3. Manny Ramirez | 27 |
| 4. Jason Giambi | 22 |
| 5. Jose Canseco | 18 |
| 6. Miguel Tejada | 17 |
| Chris Davis | 17 |
| Adam Jones | 17 |
| Mark Teixeira | 17 |
| 10 Juan Gonzalez | 16 |
| Cecil Fielder | 16 |

MOST ONE SEASON

| | # | BLUE JAYS |
|------------|-----|----------------|
| Club | 146 | 2010 |
| Individual | 33 | Bautista, 2010 |

| | # | OPPONENT |
|------------|-----|-----------------|
| Club | 102 | 1996 & 2012 |
| Individual | 6 | Soriano A, 2002 |
| | 6 | Giambi J, 2003 |

POST SEASON AT ROGERS CENTRE

BLUE JAYS

| | |
|-------------|---|
| Carter | 5 |
| Bautista | 3 |
| Donaldson | 3 |
| Encarnacion | 3 |
| Borders | 2 |
| Gruber | 2 |
| Maldonado | 1 |
| Molitor | 1 |
| Olerud | 1 |
| White | 1 |
| Winfield | 1 |
| Colabello | 1 |
| Goins | 1 |
| Tulowitzki | 1 |
| Martin | 1 |
| Saunders | 1 |

200 HOME RUNS

The Blue Jays have had eight seasons in which they hit at least 200 home runs...Toronto hit a Club record 257 home runs in 2010 which led the Majors.

| Season | Home Runs |
|--------|-----------|
| 2010 | 257 |
| 2000 | 244 |
| 2015 | 232 |
| 2016 | 221 |
| 1998 | 221 |
| 1987 | 215 |
| 1999 | 212 |
| 2009 | 209 |



ROGERS CENTRE 500 LEVEL HOME RUNS

| Player | Date | Visiting Team | Pitcher | |
|---------------------|----------------|---------------|-----------------|----------|
| Jose Canseco* | Oct. 7, 1989 | Oakland | Mike Flanagan | 480 (LF) |
| Mark McGwire | July 25, 1996 | Oakland | Huck Flener | 488 (LF) |
| Joe Carter** | July 27, 1996 | Oakland | John Wasdin | 483 (LF) |
| Carlos Delgado** | July 19, 1998 | New York (A) | Andy Pettitte | 467 (RF) |
| Jose Canseco** | Sept. 5, 1998 | Boston | Bret Saberhagen | 451 (LF) |
| Jose Canseco | April 12, 1999 | Tampa Bay | Graeme Lloyd | 459 (LF) |
| Shawn Green** | April 22, 1999 | Anaheim | Tim Belcher | 449 (RF) |
| Manny Ramirez | June 3, 2001 | Boston | Chris Carpenter | 491 (LF) |
| Raul Mondesi** | April 17, 2002 | Boston | Darren Oliver | 456 (LF) |
| Josh Phelps** | Aug. 29, 2002 | New York (A) | Roger Clemens | 455 (LF) |
| Josh Phelps** | July 7, 2004 | Seattle | Julio Mateo | 435 (LF) |
| Gary Sheffield | July 28, 2004 | New York (A) | Miguel Batista | 440 (LF) |
| Vernon Wells* | Sept. 16, 2004 | Baltimore | Rodrigo Lopez | 445 (LF) |
| Jayson Werth | June 27, 2009 | Philadelphia | Brad Mills | 448 (LF) |
| Shelly Duncan | May 31, 2011 | Cleveland | Jo-Jo Reyes | 446 (LF) |
| Edwin Encarnacion** | April 30, 2013 | Boston | Jon Lester | 480 (LF) |
| Mike Napoli | Aug. 26, 2014 | Boston | Sergio Santos | 452 (LF) |
| Edwin Encarnacion** | April 21, 2015 | Baltimore | Jason Garcia | 460 (LF) |
| Alex Dickerson | July 25, 2016 | San Diego | Bo Schultz | 452 (RF) |

* Game 4 of the ALCS **done by a Blue Jay

BLUE JAYS FIVE OR MORE HOME RUN GAMES (46)

| DATE | OPP. | NO. | DATE | OPP. | NO. |
|----------------|------|-----|----------------|------|-----|
| Sept. 17, 1983 | MIN | 5 | May 6, 2003 | @TEX | 5 |
| July 10, 1985 | @SEA | 5 | Sept. 25, 2006 | TB | 5 |
| May 22, 1987 | @SEA | 5 | May 30, 2006 | BOS | 5 |
| Aug. 30, 1987 | OAK | 5 | July 23, 2006 | NYN | 5 |
| Sept. 12, 1987 | NYN | 5 | July 22, 2009 | CLE | 5 |
| Sept. 14, 1987 | BAL | 10 | Sept. 15, 2009 | @NYN | 5 |
| May 23, 1988 | @MIL | 5 | Sept. 29, 2009 | @BOS | 6 |
| April 20, 1990 | KC | 5 | May 14, 2010 | TEX | 5 |
| May 6, 1990 | DET | 5 | May 21, 2010 | @ARI | 6 |
| May 16, 1993 | @NYN | 5 | July 8, 2010 | MIN | 5 |
| May 31, 1993 | @CAL | 5 | Aug. 7, 2010 | TB | 8 |
| July 5, 1994 | @MIN | 6 | Sept. 30, 2010 | @MIN | 6 |
| July 6, 1996 | @DET | 6 | May 18, 2012 | NYM | 5 |
| July 13, 1996 | @MIL | 5 | June 19, 2012 | @MIL | 6 |
| Aug. 19, 1998 | @SEA | 7 | April 4, 2013 | CLE | 5 |
| April 30, 1999 | @SEA | 5 | May 12, 2013 | @BOS | 5 |
| June 21, 1999 | KC | 5 | July 26, 2013 | HOU | 5 |
| July 8, 1999 | @BAL | 6 | May 8, 2014 | PHI | 5 |
| Aug. 10, 1999 | @MIN | 5 | April 17, 2015 | ATL | 5 |
| May 5, 2000 | CLE | 5 | July 1, 2015 | BOS | 5 |
| Aug. 27, 2000 | @TEX | 5 | Sept. 11, 2015 | @NYN | 5 |
| April 4, 2001 | @TB | 5 | June 16, 2016 | @PHI | 5 |
| April 20, 2001 | @KC | 5 | June 17, 2016 | @BAL | 5 |
| May 6, 2001 | @SEA | 5 | | | |
| Sept 18, 2001 | BAL | 5 | | | |
| June 25, 2002 | @TB | 5 | | | |

FOUR HOME RUNS IN ONE INNING

BLUE JAYS (1)

| DATE | OPPONENT | INNING | HITTERS | PITCHER(S) |
|---------------|----------|--------|--|--|
| Aug. 17, 2001 | vs TEX | 6th | FRYE CRUZ JR. STEWART DELAGDO | MAHOMES MAHOMES MAHOMES MAHOMES |

OPPONENTS (4)

| DATE | OPPONENT | INNING | HITTERS | PITCHER(S) |
|---------------|----------|--------|---|--|
| June 30, 1977 | vs NYN | 8th | C. JOHNSON PINELLA MUNSON C. JOHNSON | GARVIN GARVIN J. JOHNSON J. JOHNSON |
| July 4, 1977 | @BOS | 8th | LYNN RICE YAZSTREMSKI SCOTT | HARTENSTEIN HARTENSTEIN WILLIS WILLIS |
| May 3, 2000 | @CWS | 6th | JOHNSON VALENTIN THOMAS KONERKO | ESCOBAR ESCOBAR FRASCATORE FRASCATORE |
| May 20, 2009 | @BOS | 5th | ORTIZ BAY LOWELL VARITEK | CECIL CECIL CECIL CECIL |



BACK-TO-BACK-TO-BACK HOME RUNS

The Blue Jays have hit three consecutive home runs **six** times in their history:

- April 26, 1984 vs. Oakland A's (6th inning): Willie Upshaw (1R), George Bell, Jesse Barfield
- September 12, 1987 vs. New York Yankees (8th inning): Ernie Whitt (3R), Jesse Barfield, Kelly Gruber
- April 18, 2000 vs. Los Angeles Angels (6th inning): Craig Grebek (2R), Raul Mondesi, Carlos Delgado
- August 21, 2001 at Minnesota Twins (6th inning): Shannon Stewart (1R), Raul Mondesi, Carlos Delgado
- April 9, 2005 vs. Boston Red Sox (3rd inning): Vernon Wells (1R), Corey Koskie, Shea Hillenbrand
- June 19, 2012 at Milwaukee (6th inning): Colby Rasmus (1R), Jose Bautista, Edwin Encarnacion

THREE HOME RUNS IN ONE INNING

BLUE JAYS (34)

| DATE | OPP | INNING |
|----------------|------|--------|
| June 17, 1977 | BAL | 4 |
| June 23, 1982 | @SEA | 9 |
| May 23, 1983 | DET | 4 |
| July 12, 1983 | @KC | 4 |
| April 26, 1984 | OAK | 6 |
| June 5, 1984 | @DET | 4 |
| July 15, 1984 | @OAK | 4 |
| Aug. 30, 1987 | OAK | 7 |
| Sept. 12, 1987 | NYJ | 8 |
| Sept. 14, 1987 | BAL | 2 |
| May 6, 1990 | DET | 4 |
| May 22, 1990 | OAK | 6 |
| May 17, 1995 | @TEX | 2 |
| April 30, 1999 | @SEA | 3 |
| June 21, 1999 | KC | 3 |
| Oct. 2, 1999 | @CLE | 3 |
| April 18, 2000 | ANA | 6 |
| April 23, 2000 | NYJ | 6 |
| Aug. 11, 2001 | @ANA | 2 |
| Aug. 21, 2001 | @MIN | 6 |
| June 25, 2002 | @TB | 8 |
| April 9, 2005 | BOS | 3 |
| April 21, 2006 | BOS | 8 |
| July 23, 2006 | NYJ | 3 |
| May 1, 2007 | @CLE | 1 |
| May 20, 2007 | @PHI | 8 |
| June 24, 2009 | CIN | 1 |
| Aug. 7, 2010 | TB | 3 |
| April 25, 2011 | @TEX | 5 |
| July 3, 2011 | PHI | 8 |
| June 19, 2012 | @MIL | 6 |
| July 26, 2013 | HOU | 7 |
| May 7, 2014 | PHI | 7 |
| July 3, 2016 | KC | 3 |

OPPONENTS (35)

| DATE | OPP | INN |
|----------------|------|-----|
| May 8, 1979 | @MIN | 7 |
| May 5, 1982 | @CWS | 7 |
| June 22, 1982 | @SEA | 4 |
| Aug. 2, 1983 | NYJ | 3 |
| June 3, 1984 | NYJ | 4 |
| Sept. 18, 1984 | BOS | 6 |
| Aug. 24, 1985 | @CWS | 9 |
| May 6, 1986 | OAK | 3 |
| May 10, 1986 | @SEA | 4 |
| May 14, 1986 | @OAK | 7 |
| June 4, 1986 | MIN | 7 |
| July 14, 1990 | @CAL | 7 |
| Aug. 7, 1990 | DET | 9 |
| June 22, 1995 | MIL | 2 |
| April 25, 1997 | SEA | 8 |
| June 3, 1997 | @SEA | 6 |
| June 23, 1997 | BOS | 7 |
| Sept. 15, 1997 | @SEA | 5 |
| July 14, 1998 | @BAL | 7 |
| Sept. 25, 1998 | DET | 3 |
| June 11, 2002 | SF | 5 |
| Aug. 8, 2003 | TEX | 1 |
| May 24, 2004 | ANA | 3 |
| Aug. 25, 2004 | @BOS | 4 |
| Aug. 28, 2004 | NYJ | 9 |
| June 4, 2006 | @TB | 3 |
| April 24, 2007 | TEX | 3 |
| June 6, 2008 | BAL | 8 |
| Sept. 27, 2009 | SEA | 5 |
| July 9, 2010 | BOS | 4 |
| Aug. 24, 2010 | NYJ | 3 |
| May 26, 2012 | @TEX | 6 |
| June 20, 2012 | @MIL | 2 |
| Sept. 26, 2012 | @BAL | 5 |
| June 24, 2013 | @TB | 3 |

CONSECUTIVE GAMES WITH AT LEAST ONE HOME RUN

(MINIMUM 10 GAMES)

| GAMES | DATE | HR | GAMES | DATE | HR |
|-------|------------------------|----|-------|-----------------------|----|
| 23 | May 31-June 25, 2000 | 44 | 11 | Sept. 16-27, 1998 | 19 |
| 19 | Aug. 29-Sept. 18, 2010 | 34 | 11 | April 11-22, 1999 | 17 |
| 15 | July 6-23, 2000 | 28 | 11 | May 3-15, 2001 | 25 |
| 14 | April 18-May 4, 1996 | 28 | 11 | Aug. 5-7, 2001 | 24 |
| 14 | Sept. 11-26, 2002 | 23 | 11 | July 14-26, 2002 | 19 |
| 13 | May 19-June 2, 1985 | 17 | 11 | Aug. 28-Sept. 9, 2007 | 18 |
| 13 | Sept. 1-15, 1999 | 22 | 11 | Aug. 5-18, 2009 | 20 |
| 13 | May 6-19, 2003 | 24 | 10 | July 31-Aug. 11, 1984 | 12 |
| 13 | July 3-10, 2010 | 28 | 10 | May 29-June 8, 1993 | 22 |
| 13 | June 22-July 5, 2011 | 21 | 10 | June 9-19, 1996 | 14 |
| 12 | June 2-14, 1987 | 25 | 10 | Sept. 27-Oct. 6, 2001 | 12 |
| 12 | April 11-23, 2000 | 29 | 10 | April 9-20, 2002 | 17 |
| 12 | May 1-13, 2000 | 29 | 10 | May 29-June 8, 2002 | 15 |
| 12 | July 25-Aug. 6, 2004 | 19 | 10 | Aug. 25-Sept. 5, 2003 | 12 |
| 12 | Aug. 26-Sept. 8, 2014 | 19 | 10 | April 6-17, 2004 | 10 |
| 12 | July 17-30, 2015 | 20 | 10 | April 4-14, 2007 | 13 |
| 12 | Aug. 1-13, 2015 | 22 | 10 | July 25-Aug. 3, 2010 | 23 |
| 11 | June 19-30, 1986 | 21 | 10 | May 17-27, 2014 | 20 |
| 11 | May 6-17, 1993 | 22 | 10 | May 21-31, 2015 | 16 |
| 11 | May 2-14, 1995 | 20 | | | |



INDIVIDUAL RECORDS

YEARLY HOME RUN LEADERS

AT HOME

| YEAR | PLAYER | HR | YEAR | PLAYER | HR | YEAR | PLAYER | HR | YEAR | PLAYER | HR |
|------|----------------|----|------|----------------|----|------|----------------|----|------|-------------------|----|
| 1977 | Ron Fairly | 10 | 1988 | Fred McGriff | 18 | 2000 | Carlos Delgado | 30 | 2012 | Edwin Encarnacion | 23 |
| 1978 | John Mayberry | 12 | 1989 | Fred McGriff | 18 | 2001 | Jose Cruz Jr. | 15 | 2013 | Jose Bautista | 14 |
| 1979 | John Mayberry | 13 | 1990 | Kelly Gruber | 23 | 2002 | Carlos Delgado | 17 | | Colby Rasmus | 14 |
| 1980 | Otto Velez | 12 | 1991 | Joe Carter | 23 | 2003 | Carlos Delgado | 24 | 2014 | Edwin Encarnacion | 19 |
| 1981 | John Mayberry | 10 | 1992 | Joe Carter | 21 | 2004 | Carlos Delgado | 18 | 2015 | Josh Donaldson | 24 |
| 1982 | Jesse Barfield | 11 | 1993 | Joe Carter | 21 | 2005 | Vernon Wells | 28 | 2016 | Josh Donaldson | 21 |
| | Willie Upshaw | 11 | 1994 | Joe Carter | 18 | 2006 | Troy Glaus | 25 | | | |
| 1983 | Jesse Barfield | 22 | 1995 | Joe Carter | 13 | 2007 | Frank Thomas | 19 | | | |
| 1984 | George Bell | 12 | 1996 | Ed Sprague | 17 | 2008 | Vernon Wells | 11 | | | |
| 1985 | Jesse Barfield | 15 | 1997 | Carlos Delgado | 17 | 2009 | Aaron Hill | 21 | | | |
| 1986 | Jesse Barfield | 16 | 1998 | Jose Canseco | 25 | 2010 | Jose Bautista | 33 | | | |
| 1987 | George Bell | 19 | 1999 | Shawn Green | 20 | 2011 | Jose Bautista | 20 | | | |

ON THE ROAD

| YEAR | PLAYER | HR | YEAR | PLAYER | HR | YEAR | PLAYER | HR | YEAR | PLAYER | HR |
|------|----------------|----|------|----------------|----|------|----------------|----|------|-------------------|----|
| 1977 | 3 players tied | 9 | 1987 | George Bell | 28 | 1997 | Carlos Delgado | 13 | 2007 | Matt Stairs | 14 |
| 1978 | 2 players tied | 10 | 1988 | Fred McGriff | 16 | 1998 | Jose Canseco | 21 | 2008 | Vernon Wells | 9 |
| 1979 | 2 players tied | 8 | 1989 | Fred McGriff | 18 | 1999 | Carlos Delgado | 27 | 2009 | Adam Lind | 21 |
| 1980 | John Mayberry | 20 | 1990 | Fred McGriff | 21 | 2000 | 3 players tied | 16 | 2010 | Jose Bautista | 21 |
| 1981 | John Mayberry | 7 | 1991 | Kelly Gruber | 12 | 2001 | Carlos Delgado | 26 | 2011 | Jose Bautista | 23 |
| 1982 | Willie Upshaw | 10 | 1992 | 2 players tied | 13 | 2002 | Carlos Delgado | 16 | 2012 | Edwin Encarnacion | 19 |
| 1983 | Cliff Johnson | 12 | 1993 | John Olerud | 15 | 2003 | Vernon Wells | 20 | 2013 | Edwin Encarnacion | 24 |
| 1984 | George Bell | 14 | 1994 | Joe Carter | 9 | 2004 | Carlos Delgado | 14 | 2014 | Jose Bautista | 17 |
| 1985 | George Bell | 18 | 1995 | Joe Carter | 12 | 2005 | Vernon Wells | 14 | 2015 | Edwin Encarnacion | 21 |
| 1986 | Jesse Barfield | 24 | 1996 | Ed Sprague | 19 | 2006 | Troy Glaus | 13 | 2016 | Edwin Encarnacion | 22 |

MOST HOME RUNS, ONE MONTH

| MONTH | TEAM HIGH | INDIVIDUAL HIGH |
|-------------|-----------|---|
| March/April | 43-2000 | Carlos Delgado, 10—2001 |
| April | 43-2000 | Carlos Delgado, 10—2001 |
| May | 54-2010 | Edwin Encarnacion, 16—2014 |
| June | 48-2000 | Jose Bautista, 14—2012 |
| July | 44-2000 | Shawn Green, 11—1999/Jose Bautista, 11--2010 |
| August | 49-2015 | Carlos Delgado, 12—1999/Jose Cruz Jr., 12—2001/Jose Bautista, 12—2010 |
| September | 52-2010 | Carlos Delgado, 11--1998/Jose Bautista, 11—2010 |
| Sept./Oct. | 56-2010 | Carlos Delgado, 11—1998/Jose Bautista, 11--2010 |

HOME RUN TRIOS, ONE SEASON

| TOTAL | YEAR | PLAYERS |
|-------|------|--|
| 120 | 2015 | Donaldson - 41, Bautista - 40, Encarnacion - 39 |
| 119 | 1998 | Canseco - 46, Delgado - 38, Green - 35 |
| 114 | 2000 | Batista - 41, Delgado - 41, Fullmer - 32 |
| 112 | 1999 | Delgado - 44, Green - 42, Batista - 26 |
| 111 | 2010 | Bautista - 54, Wells - 31, Hill - 26 |
| 103 | 2016 | Encarnacion - 42, Donaldson - 37, Saunders/Tulowitzki - 24 |
| 101 | 1987 | Bell - 47, Barfield - 28, Moseby - 26 |
| 100 | 2001 | Delgado - 39, Cruz Jr. - 34, Mondesi - 27 |

HOME RUN DUOS, ONE SEASON

| TOTAL | YEAR | PLAYERS |
|-------|------|---------------------------|
| 86 | 1999 | Delgado-44, Green-42 |
| 85 | 2010 | Bautista-54, Wells-31 |
| 84 | 1998 | Canseco-46, Delgado-38 |
| 82 | 2000 | Batista-41, Delgado-41 |
| 81 | 2015 | Donaldson-41, Bautista-40 |

BIographies

LAST SEASON

HISTORY

RECORDS

OPPONENTS

PLAYER DEV.

MEDIA & MISC.



MOST PLAYERS 10 OR MORE HOME RUNS

| | | |
|-----|-------------------------------|---|
| 9 – | 1983-1987-2006-2007-2009-2010 | Barfield, Bonnell, Johnson, Martinez, Moseby, Mulliniks, Orta, Upshaw, Whitt Barfield, Bell, Fielder, Gruber, McGriff, Moseby, Mulliniks, Upshaw, Whitt Glaus, Hillenbrand, Hinske, Johnson, Molina, Overbay, Rios, Wells, Zaun Thomas, Rios, Glaus, Wells, Stairs, Hill, Lind, Zaun, Overbay Hill, Lind, Barajas, Overbay, Wells, Rios, Bautista, Scutaro, Ruiz Bautista, Wells, Hill, Lind, Encarnacion, Buck, Overbay, Gonzalez, Snider |
| 8 – | 1996-1998-2000-2001-2002-2016 | Brumfield, Carter, Delgado, Gonzalez, Green, O'Brien, Olerud, Sprague Canseco, Cruz Jr., Delgado, Gonzalez, Green, Sprague, Stanley, Stewart Batista, Cruz Jr., Delgado, Fletcher, Fullmer, Gonzalez, Mondesi, Stewart Batista, Cruz Jr., Delgado, Fletcher, Fullmer, Gonzalez, Stewart, Mondesi Cruz Jr., Delgado, Hinske, Mondesi, Phelps, Stewart, Wells, Woodward Encarnacion, Donaldson, Saunders, Tulowitzki, Bautista, Martin, Smoak, Travis |

FOUR HOME RUN GAMES

BLUE JAYS (1)

| PLAYER | DATE | H/A | OPPONENT | PITCHERS |
|----------------|----------------|-----|-----------|---|
| CARLOS DELGADO | Sept. 25, 2003 | H | Tampa Bay | Jorge Sosa (2), Joe Kennedy, Lance Carter |

OPPONENTS (0)

No opponent has ever hit four home runs in a game vs. the Blue Jays

THREE HOME RUN GAMES

BLUE JAYS (19)

| PLAYER | DATE | H/A | OPPONENT | PITCHERS |
|-------------------|----------------|-----|-----------------|--|
| Otto Velez | May 4, 1980 | H | Cleveland (G#1) | Dan Spillner, Wayne Garland, Sid Monge |
| Ernie Whitt | Sept. 14, 1987 | H | Baltimore | Ken Dixon (2), Tony Arnold |
| George Bell | April 4, 1988 | A | Kansas City | Bret Saberhagen |
| Joe Carter | Aug. 23, 1993 | H | Cleveland | Albie Lopez (2), Jose Hernandez |
| Darnell Coles | July 5, 1994 | A | Minnesota | Pat Mahomes, Larry Casian (2) |
| Carlos Delgado | Aug. 4, 1998 | A | Texas | Stottlemire, Gunderson, Patterson |
| Carlos Delgado | Aug. 6, 1999 | A | Texas | Helling (2), Zimmerman |
| Darrin Fletcher | Aug. 27, 2000 | A | Texas | Helling (3) |
| Carlos Delgado | April 4, 2001 | A | Tampa Bay | Wilson, Creek, Hill |
| Carlos Delgado | April 20, 2001 | A | Kansas City | Suzuki, Cogan, Hernandez |
| Chris Woodward | Aug. 7, 2002 | H | Seattle | Piniero (2), Sasaki |
| Vernon Wells | May 30, 2006 | H | Boston | Beckett (2), Riske |
| Frank Thomas | Sept. 17, 2007 | H | Boston | Wakefield (2), Snyder |
| Adam Lind | Sept. 29, 2009 | A | Boston | Buchholz (2), Saito |
| John Buck | April 29, 2010 | H | Oakland | Duchscherer, Blevins, Breslow |
| Edwin Encarnacion | May 21, 2010 | A | Arizona | Haren (2), Gutierrez |
| Jose Bautista | May 15, 2011 | A | Minnesota | Duensing, Slowey (2) |
| Edwin Encarnacion | Aug. 29, 2015 | H | Detroit | Farmer, Knudson, Wilson |
| Josh Donaldson | Aug. 28, 2016 | H | Minnesota | Gibson, Light, Wimmers |

OPPONENTS (18)

| PLAYER | DATE | H/A | OPPONENT | PITCHERS |
|-------------------|-----------------------|-----|---------------|----------------------------|
| John Mayberry | June 1, 1977 | H | Kansas City | Johnson, Willis, Bruno |
| Cliff Johnson | June 30, 1977 | H | New York (AL) | Jerry Garvin |
| Eddie Murray | Sept. 14, 1980 | H | Baltimore | Jackson Todd (2), Barlow |
| Jim Rice | Aug. 29, 1983 (2nd g) | H | Boston | Acker (2), Moffitt |
| Jose Canseco | July 3, 1988 | H | Oakland | Stottlemire (2), Henke |
| Cecil Fielder | May 6, 1990 | H | Detroit | Key (2), Wells |
| Tom Brunansky | Sept. 29, 1990 | A | Boston | Stottlemire, Ward, Leucken |
| Cecil Fielder | April 16, 1996 | H | Detroit | Hanson, Carrara, Riskey |
| Ken Griffey, Jr. | April 25, 1997 | H | Seattle | Clemens (2), Timlin |
| Manny Ramirez | Sept. 15, 1998 | A | Cleveland | Stieb (2), Quantrill |
| Alex Rodriguez | April 16, 2000 | H | Seattle | Carpenter (2), Borbon |
| Alex Rodriguez | Aug. 17, 2002 | A | Texas | Parris (2), Thurman |
| Tony Clark | Aug. 28, 2004 | H | New York (AL) | Lilly, Frasor, Ligtentberg |
| Jayson Werth | May 16, 2008 | A | Philadelphia | Purcey (2), Litch |
| Jose Lopez | Sept. 22, 2010 | H | Seattle | Drabek, Talliet, Camp |
| Chris Davis | Aug. 24, 2012 | A | Baltimore | Villanueva (2), Delabar |
| Will Middlebrooks | April 6, 2013 | H | Boston | Dickey (2), Bush |
| Josh Reddick | Aug. 9, 2013 | H | Oakland | Rogers, Wagner, J. Perez |



MULTIPLE 20-PLUS HOME RUN SEASONS

(4 OR MORE SEASONS)

| | |
|---|---|
| 9 – Carlos Delgado 1996 (25), 1997 (30), 1998 (38), 1999 (44), 2000 (41), 2001 (39), 2002 (33), 2003 (42), 2004 (32) | 6 – George Bell 1984 (26), 1985 (28), 1986 (31), 1987 (47), 1988 (24), 1990 (21) |
| 7 – Joe Carter 1991 (33), 1992 (34), 1993 (33), 1994 (27), 1995 (25), 1996 (30), 1997 (21) | 6 – Edwin Encarnacion 2010 (21), 2012 (42), 2013 (36), 2014 (34), 2015 (39), 2016 (42) |
| 7 – Vernon Wells 2002 (23), 2003 (33), 2004 (23), 2005 (28), 2006 (32), 2008 (20), 2010 (31) | 4 – Jesse Barfield 1983 (27), 1985 (27), 1986 (40), 1987 (28) |
| 7 – Jose Bautista 2010 (54), 2011 (43), 2012 (27), 2013 (28), 2014 (35), 2015 (20), 2016 (22) | 4 – Fred McGriff 1987 (20), 1988 (34), 1989 (36), 1990 (35) |
| | 4 – Adam Lind 2009 (35), 2010 (23), 2011 (26), 2013 (23) |

CONSECUTIVE GAME HOME RUNS

In 2001 **JOSE CRUZ JR.** set a franchise record, homering in **SIX CONSECUTIVE GAMES**, from Sept. 29 - Oct. 5 (G1), six total home runs... Below is a list of players who have homered in at least four consecutive games with at least 1-AB in the contest.

FIVE STRAIGHT GAMES

(With at least 1-AB in the contest)

Jose Bautista — Aug. 26-31, 2014 (5 HR)

FOUR STRAIGHT GAMES

(With at least 1-AB in the contest)

George Bell — Aug. 23-26, 1985 (4 HR)

Joe Carter — June 20-23, 1991 (5 HR)

— June 14-18, 1996 (4 HR)

Carlos Delgado — June 3, 5-7, 1997 (4 HR)

— Aug. 8-11, 1999 (5 HR)

Shawn Green — April 5, 7-9, 1998 (4 HR)

Jose Canseco — Sept. 4-7, 1998 (4 HR)

Vernon Wells — June 19-22, 2003 (5 HR)

Josh Phelps — Aug. 29-Sept. 3, 2003 (4 HR)

Jose Bautista — Sept. 28-Oct. 2, 2009 (4 HR)

Edwin Encarnacion — Sept. 30-Oct. 3, 2010 (5 HR)

— April 27-30, 2012 (4 HR)

— April 23-26, 2013 (5 HR)

— Sept. 28-Oct. 3, 2015 (4 HR)

— June 14-17, 2011 (4 HR)

Adam Lind — Sept. 13-18, 2013 (4 HR)

Colby Rasmus — April 4-8, 2014 (4 HR)

Melky Cabrera — April 4-8, 2014 (4 HR)

Josh Donaldson — May 25-29, 2015 (5 HR)

MOST HOME RUNS IN A SEASON SERIES

(8 OR MORE)

| YEAR | NAME | OPPONENT | HR | YEAR | NAME | OPPONENT | HR |
|------|----------------|--------------|----|------|---------------|---------------|----|
| 1980 | John Mayberry | New York (A) | 8 | 2006 | Vernon Wells | Boston | 8 |
| 2000 | Tony Batista | Baltimore | 9 | 2010 | Jose Bautista | Boston | 8 |
| 2001 | Jose Cruz Jr. | New York (A) | 9 | | Jose Bautista | Baltimore | 9 |
| 2002 | Carlos Delgado | Tampa Bay | 8 | | Vernon Wells | Texas | 8 |
| 2003 | Carlos Delgado | Tampa Bay | 8 | 2014 | Jose Bautista | New York (AL) | 8 |

ALL-TIME LONGEST HOMERLESS STRETCHES

ORGANIZED BY AT BATS

ALFREDO GRIFFIN

| DATES OF HOME RUNS | PITCHER | SPAN OF DROUGHT |
|---------------------------|-----------|------------------------|
| July 30, 1980 vs. Oakland | Langford | 255 Games, 956 At Bats |
| July 26, 1982 at Boston | Eckersley | |

BOB BAILOR

| DATES OF HOME RUNS | PITCHER | SPAN OF DROUGHT |
|--------------------------|-----------|------------------------|
| May 7, 1978 at Seattle | Pole | 228 Games, 845 At Bats |
| Aug. 22, 1979 at Seattle | Honeycutt | |

OTIS NIXON

| DATES OF HOME RUNS | PITCHER | SPAN OF DROUGHT |
|---------------------------|---------|------------------------|
| Apr. 16, 1986 vs. Detroit | Gohr | 205 Games, 806 At Bats |
| Aug. 1, 1997 at Detroit | Moehler | |

MANNY LEE

| DATES OF HOME RUNS | PITCHER | SPAN OF DROUGHT |
|---------------------------|----------|------------------------|
| June 17, 1990 at New York | Lapointe | 245 Games, 804 At Bats |
| May 6, 1992 at Seattle | Acker | |

GARTH IORG

| DATES OF HOME RUNS | PITCHER | SPAN OF DROUGHT |
|------------------------------|---------|------------------------|
| Aug. 2, 1980 vs. California | Laroche | 240 Games, 771 At Bats |
| Sept. 28, 1982 vs. Minnesota | Viola | |



LEAD OFF HOME RUNS (TOR -123/OPP. - 105)

BLUE JAYS (123)

| PLAYER | TIMES | LAST DATE | LAST TEAM | PLAYER | TIMES | LAST DATE | LAST TEAM |
|-----------------|-------|-----------|-----------|-------------------|-------|-----------|-----------|
| Devon White | 22 | 6/20/1995 | @MIL | Marco Scutaro | 3 | 4/30/2009 | @KC |
| Shannon Stewart | 15 | 11/7/2003 | NYN | Melky Cabrera | 3 | 4/6/2014 | NYN |
| Alex Rios | 9 | 5/15/2007 | BAL | Brett Lawrie | 2 | 5/2/2013 | BOS |
| Damaso Garcia | 7 | 5/25/1986 | @CLE | Rick Bosetti | 2 | 9/21/1978 | NYN |
| Jose Cruz Jr. | 7 | 4/9/2001 | NYN | Frank Catalanotto | 2 | 7/9/2003 | DET |
| Reed Johnson | 7 | 7/23/2007 | MIN | Josh Donaldson | 2 | 5/19/2015 | LAA |
| Lloyd Mosbey | 5 | 7/9/1989 | @MIL | Rajai Davis | 1 | 7/30/2012 | SEA |
| Tony Fernandez | 5 | 5/5/1990 | DET | Yunel Escobar | 1 | 6/15/2011 | BAL |
| Jose Bautista | 5 | 8/31/2016 | @BAL | Russ Adams | 1 | 9/22/2004 | @NYY |
| Frank Menechino | 4 | 5/8/2004 | CLE | Brad Wilkerson | 1 | 5/20/2008 | LAA |
| Fred Lewis | 4 | 7/17/2010 | @BAL | Travis Snider | 1 | 9/29/2010 | NYN |
| Jose Reyes | 4 | 6/25/2014 | NYN | Bob Bailor | 1 | 4/27/1977 | @CLE |
| Devon Travis | 4 | 8/6/2016 | @KC | Alfredo Griffin | 1 | 8/29/1979 | OAK |
| | | | | Rickey Henderson | 1 | 1/9/1993 | @OAK |
| | | | | Alex Gonzalez | 1 | 9/19/1995 | @NYY |
| | | | | Jacob Brumfield | 1 | 6/13/1996 | @CAL |

HOMERING FROM BOTH SIDES — BLUE JAYS (1 GAME)

| Date | Batter | Pitcher | OPP | Cty | In | On | Date | Batter | Pitcher | OPP | Cty | In | On |
|--------------|----------------|-------------------|-----|-----|----|----|---------------|---------------|----------------|-----|-----|----|----|
| 1 May 10/91 | Roberto Alomar | Bobby Thigpen | CWS | TOR | 9 | 0 | 5 Sept. 13/06 | Gregg Zaun | Cha Seung Baek | SEA | SEA | 2 | 0 |
| 2 June 1/92 | Devon White | Scott Radinsky | CWS | TOR | 11 | 0 | 6 July 28/14 | Melky Cabrera | Jose Jimenez | SEA | SEA | 4 | 3 |
| 3 May 3/95 | Roberto Alomar | John Smiley | MIN | MIN | 1 | 0 | | | Clay Buchholz | BOS | BOS | 1 | 1 |
| 4 Aug. 24/97 | Jose Cruz Jr. | Carl Willis | MIN | MIN | 10 | 0 | 7 July 1/15 | Justin Smoak | Felix Doubront | BOS | BOS | 6 | 2 |
| | | Jim Abbott | CHA | TOR | 3 | 0 | | | Rick Porcello | BOS | TOR | 1 | 1 |
| | | Roberto Hernandez | CHA | TOR | 9 | 0 | | | Robbie Ross | BOS | TOR | 3 | 0 |
| | | Ricky Bones | KCA | KCA | 1 | 0 | | | | | | | |
| | | Larry Casian | KCA | KCA | 13 | 1 | | | | | | | |

LEADING OFF

The most leadoff home runs in one season:

Six Times: Devon White (1991)

Five Times: Devon White (1992), Devon White (1993)

Four Times: Devon White (1994), Shannon Stewart (2000), Jose Cruz Jr. (2001), Frank Menechino (2004), Alex Rios (2006, 2007), Fred Lewis (2010), Jose Bautista (2016)

BLUE JAYS, HOME RUN ON FIRST PITCH OF GAME

***SINCE 1988 WHEN PITCH COUNTS BEGAN TO BE RECORDED**

| | | | |
|-----------------|------------------------|---------------|------------------------|
| Devon White | July 21, 1991 vs. TEX | Jose Bautista | Sept. 29, 2009 vs. BOS |
| Devon White | May 24, 1993 vs. MIL | Fred Lewis | July 17, 2010 vs. BAL |
| Devon White | May 12, 1995 vs. MIL | Brett Lawrie | July 22, 2012 vs. BOS |
| Jose Cruz Jr. | Aug. 19, 2001 vs. TEX | Jose Reyes | Aug. 6, 2013 vs. SEA |
| Shannon Stewart | April 5, 2002 vs. MIN | Jose Reyes | June 17, 2014 at NYY |
| Alex Rios | April 13, 2007 vs. DET | Jose Reyes | June 25, 2014 vs. NYY |
| Alex Rios | May 8, 2007 vs. BOS | Jose Bautista | Aug. 31, 2016 at BAL |



BLUE JAYS (99)

| Player | Number | Last Date | Last Team |
|-------------------|--------|-----------|-----------|
| Adam Lind | 4 | 9/20/2013 | @BOS |
| Jesse Barfield | 4 | 7/3/1988 | OAK |
| Ernie Whitt | 4 | 8/1/1984 | KC |
| Willie Greene | 3 | 9/5/1999 | @KC |
| Cliff Johnson | 3 | 6/13/1986 | DET |
| Otto Velez | 3 | 7/4/1979 | @DET |
| Colby Rasmus | 3 | 9/6/2014 | @BOS |
| Rod Barajas | 2 | 8/26/2009 | TB |
| Alex Rios | 2 | 4/14/2008 | @BAL |
| Matt Stairs | 2 | 8/29/2007 | @OAK |
| Eric Hinske | 2 | 8/19/2005 | @DET |
| Chris Gomez | 2 | 9/11/2004 | @TE |
| Jose Cruz Jr | 2 | 9/15/2002 | TB |
| Kelly Gruber | 2 | 6/13/1989 | @MIL |
| Fred McGriff | 2 | 5/23/1988 | @MIL |
| Buck Martinez | 2 | 6/14/1986 | DET |
| Jeff Burroughs | 2 | 9/25/1985 | BOS |
| Rance Mulliniks | 2 | 6/12/1985 | @NYY |
| Willie Aikens | 2 | 4/27/1985 | @TEX |
| Doug Ault | 2 | 8/7/1980 | @CLE |
| Rico Carty | 2 | 9/22/1979 | NYY |
| Al Woods | 2 | 4/21/1977 | @NYY |
| Danny Valencia | 2 | 6/26/2015 | TEX |
| Ezequiel Carrera | 2 | 9/12/2016 | TB |
| Yan Gomes | 1 | 6/11/2012 | WSH |
| Lyle Overbay | 1 | 5/18/2008 | @PHI |
| Gregg Zaun | 1 | 4/10/2007 | KC |
| Shea Hillenbrand | 1 | 6/9/2006 | DET |
| Reed Johnson | 1 | 7/1/2005 | @BOS |
| Orlando Hudson | 1 | 5/30/2005 | @SEA |
| Russ Adams | 1 | 9/29/2004 | @BAL |
| Darrin Fletcher | 1 | 6/23/2002 | @ARI |
| Tom Wilson | 1 | 5/24/2002 | CLE |
| Dave Burg | 1 | 4/5/2002 | MIN |
| Tony Fernandez | 1 | 9/4/2001 | NYY |
| Jacob Brumfield | 1 | 6/8/1999 | @NYM |
| Juan Samuel | 1 | 6/22/1998 | MON |
| Robert Perez | 1 | 6/13/1997 | @PHI |
| John Olerud | 1 | 6/1/1996 | KC |
| Charlie O'Brien | 1 | 5/12/1996 | BOS |
| Carlos Delgado | 1 | 5/23/1995 | KC |
| Michael Huff | 1 | 5/30/1994 | OAK |
| Darnell Coles | 1 | 5/21/1993 | MIN |
| Pat Borders | 1 | 9/20/1991 | @OAK |
| Lee Mazzilli | 1 | 9/9/1989 | @CLE |
| Nelson Liriano | 1 | 5/5/1989 | CAL |
| Cecil Fielder | 1 | 9/4/1987 | SEA |
| Juan Beniquez | 1 | 7/24/1987 | MIN |
| Garth Iorg | 1 | 6/15/1986 | DET |
| Rick Leach | 1 | 6/14/1986 | DET |
| George Bell | 1 | 8/14/1984 | @CLE |
| Mickey Klutts | 1 | 4/29/1983 | CWS |
| Willie Upshaw | 1 | 4/24/1981 | @NYY |
| Bob Davis | 1 | 6/14/1980 | @CLE |
| Roy Howell | 1 | 5/6/1980 | @CAL |
| Sam Ewing | 1 | 7/1/1978 | CLE |
| John Mayberry | 1 | 6/26/1978 | BAL |
| Doug Rader | 1 | 8/24/1977 | @SEA |
| Mark DeRosa | 1 | 5/6/2013 | @TB |
| Erik Kratz | 1 | 3/31/2014 | @TB |
| Juan Francisco | 1 | 6/20/2014 | @CIN |
| Steve Tolleson | 1 | 7/5/2014 | @OAK |
| Dioner Navarro | 1 | 9/2/2014 | @TB |
| John Mayberry Jr. | 1 | 9/14/2014 | TB |
| Edwin Encarnacion | 1 | 5/16/2015 | @HOU |

PH HOME RUN LEADERS

The Blue Jays franchise has connected 99 times for pinch-hit home runs during regular season games... Jesse Barfield on April 24, 1982 vs Boston at Exhibition Stadium hit the Blue Jays first pinch-slam... Alvis Woods in the Blue Jays first ever game, April 7, 1977 vs the Chicago White Sox hit the first pitch of his first Major League career at bat for the Blue Jays first pinch-hit home run... Ed Sprague has the only pinch-hit home run in post-season which came on Oct. 18, 1992, Game #2 of the World Series vs Atlanta... On June 30, 1999 vs. the Orioles, Willie Greene became the 16th player in AL history to hit home runs in consecutive pinch-hit at bats...In 2014, Colby Rasmus tied Willie Greene (1999) for the most PH-HR in a single season with three... The club record for most PH-HR in a single season is nine recorded in 2014... The nine PH-HR ranked T-2nd most in AL history (record is 11 by BAL in 1982) and the most by a club since CAL in 1987.



INSIDE-THE-PARK HOME RUNS (TOR -28/OPP. - 33)

BLUE JAYS (28)

| HR | DATE | D/N | BATTER | POS | BAT | | PITCHER | OPP | H/A | IN | ON | OUT |
|----|-------------|-----|-----------------|-----|-----|--|-----------------|-----|-----|----|----|-----|
| | | | | | ORD | | | | | | | |
| 1 | Aug. 21/77 | D | Doug Rader | DH | 5 | | Frank Tanana | CAL | A | 5 | 0 | 2 |
| 2 | July 9/79 | N | Al Woods | LF | 6 | | Lary Sorensen | MIL | H | 2 | 0 | 0 |
| 3 | Aug. 28/79 | D | Alfredo Griffin | SS | 1 | | Rick Langford | OAK | H | 5 | 1 | 2 |
| 4 | Sept. 17/80 | N | Roy Howell | 3B | 3 | | Tim Lollar | NYJ | A | 10 | 1 | 2 |
| 5 | April 25/81 | D | Lloyd Moseby | CF | 1 | | Bill Castro | NYJ | A | 9 | 1 | 2 |
| 6 | June 7/82 | N | Willie Upshaw | 1B | 3 | | John Denny | CLE | H | 3 | 1 | 2 |
| 7 | April 14/83 | D | Willie Upshaw | 1B | 7 | | Jerry Augustine | MIL | H | 2 | 0 | 2 |
| 8 | May 25/83 | N | Jorge Orta | DH | 4 | | Dan Petry | DET | H | 4 | 0 | 0 |
| 9 | May 30/83 | N | Lloyd Moseby | CF | 7 | | Dan Petry | DET | A | 9 | 1 | 2 |
| 10 | Sept. 14/83 | N | Barry Bonnell | CF | 5 | | Matt Young | SEA | A | 2 | 0 | 0 |
| 11 | June 6/84 | N | George Bell | RF | 6 | | Aurelio Lopez | DET | A | 8 | 0 | 1 |
| 12 | Aug. 10/84 | N | Tony Fernandez | SS | 9 | | Dennis Martinez | BAL | H | 3 | 0 | 2 |
| 13 | June 12/86 | N | Kelly Gruber | 2B | 7 | | Bill Scherrer | DET | H | 7 | 2 | 2 |
| 14 | May 16/88 | N | Kelly Gruber | 3B | 6 | | Jeff Bittiger | CWS | A | 8 | 0 | 2 |
| 15 | June 2/89 | N | Junior Felix | RF | 1 | | Bob Stanley | BOS | A | 9 | 3 | 2 |
| 16 | July 11/91 | N | Rance Mulliniks | DH | 5 | | Kevin Brown | TEX | H | 8 | 0 | 2 |
| 17 | June 1/92 | N | Devon White | CF | 1 | | Carl Willis | MIN | A | 10 | 0 | 1 |
| 18 | June 18/93 | N | Roberto Alomar | 2B | 2 | | Tony Fossas | BOS | A | 8 | 0 | 0 |
| 19 | April 25/94 | N | Paul Molitor | DH | 3 | | David Cone | KC | A | 1 | 0 | 2 |
| 20 | June 17/95 | D | Paul Molitor | DH | 2 | | Kenny Rogers | TEX | H | 5 | 0 | 2 |
| 21 | July 28/98 | N | Shannon Stewart | CF | 3 | | Eric Gunderson | TEX | H | 8 | 1 | 1 |
| 22 | Sept. 7/98 | D | Shannon Stewart | LF | 1 | | Steve Karsay | CLE | H | 3 | 2 | 2 |
| 23 | Sept. 22/98 | N | Tony Fernandez | 3B | 6 | | Mike Mussina | BAL | H | 4 | 0 | 1 |
| 24 | July 7/01 | D | Cesar Izturis | 2B | 9 | | Guillermo Mota | MON | H | 6 | 1 | 1 |
| 25 | May 11/02 | D | Raul Mondesi | RF | 5 | | Barry Zito | OAK | A | 6 | 0 | 2 |
| 26 | July 17/02 | N | Ken Huckaby | C | 8 | | Jason Johnson | BAL | H | 2 | 1 | 1 |
| 27 | Sept. 13/03 | D | Greg Myers | DH | 5 | | Pat Hentgen | BAL | H | 4 | 1 | 2 |
| 28 | July 7/10 | N | Jose Bautista | RF | 3 | | Kevin Slowey | MIN | H | 5 | 1 | 2 |

OPPONENTS (33)

| DATE | BATTER | TEAM | PITCHER | CITY | IN | ON |
|------|-------------|------|-----------------|------|----|----|
| | | | | | | |
| 2 | July 23/77 | CWS | Dave Lermanczyk | TOR | 3 | 0 |
| 3 | July 25/77 | DET | Mike Willis | DET | 6 | 0 |
| 4 | April 7/79 | KC | Jim Clancy | KC | 1 | 1 |
| 5 | May 8/79 | MIN | Balor Moore | MIN | 7 | 0 |
| 6 | June 10/79 | OAK | Mike Willis | OAK | 5 | 3 |
| 7 | Aug. 15/80 | KC | Jesse Jefferson | KC | 1 | 2 |
| 8 | Aug. 20/80 | MIN | Jackson Todd | MIN | 6 | 1 |
| 9 | June 9/81 | CWS | Luis Leal | CWS | 4 | 1 |
| 10 | July 21/82 | KC | Dale Murray | TOR | 8 | 1 |
| 11 | Sept. 30/82 | MIN | Luis Leal | TOR | 1 | 1 |
| 12 | May 25/83 | DET | Jim Gott | TOR | 1 | 1 |
| 13 | Sept. 27/83 | CAL | Luis Leal | CAL | 2 | 0 |
| 14 | July 4/84 | CAL | Dave Stieb | TOR | 3 | 0 |
| 15 | Oct. 2/85 | DET | Dave Stieb | DET | 6 | 0 |
| 16 | June 29/87 | NYA | John Cerutti | TOR | 1 | 1 |
| 17 | April 7/88 | KC | Jim Clancy | KC | 6 | 1 |
| 18 | May 27/88 | CWS | Mike Flanagan | TOR | 7 | 0 |
| 19 | Sept. 4/88 | TEX | Frank Wills | TOR | 4 | 0 |
| 20 | July 17/93 | KC | Danny Cox | TOR | 9 | 1 |
| 21 | July 21/94 | TEX | Pat Hentgen | TOR | 2 | 0 |
| 22 | May 24/97 | ANA | Woody Williams | TOR | 3 | 0 |
| 23 | July 26/98 | BOS | Pat Hentgen | BOS | 7 | 2 |
| 24 | June 20/03 | MON | Jeff Tam | MON | 8 | 0 |
| 25 | Aug. 26/03 | BOS | Aquilino Lopez | BOS | 9 | 0 |
| 26 | April 6/05 | TB | Josh Towers | TB | 3 | 0 |
| 27 | July 5/05 | OAK | Pete Walker | TOR | 6 | 1 |
| 28 | June 19/08 | MIL | A.J. Burnett | MIL | 5 | 0 |
| 29 | July 4/10 | NYJ | Brandon Morrow | NYJ | 6 | 1 |
| 30 | Sept. 25/11 | TB | Brett Cecil | TB | 1 | 0 |
| 31 | Aug. 2/14 | HOU | Brett Cecil | HOU | 8 | 1 |
| 32 | June 25/16 | CWS | RA Dickey | CWS | 2 | 0 |
| 33 | Aug. 19/16 | CLE | Roberto Osuna | CLE | 9 | 0 |



EXTRA-INNING HOME RUNS (TOR - 104/OPP. - 102)

BLUE JAYS (104)

| PLAYER | TIMES | LAST DATE | PLAYER | TIMES | LAST DATE |
|-------------------|-------|-----------|------------------|-------|-----------|
| LAST TEAM | | | LAST TEAM | | |
| George Bell | 6 | 6/22/90 | Rance Mulliniks | 1 | 6/12/85 |
| Ernie Whitt | 5 | 9/5/88 | Damaso Garcia | 1 | 7/29/85 |
| Jesse Barfield | 4 | 6/6/87 | Garth Iorg | 1 | 8/11/85 |
| Jose Cruz Jr. | 4 | 8/11/01 | Al Oliver | 1 | 8/11/85 |
| Otto Valez | 3 | 5/4/80 | Lloyd Moseby | 1 | 5/10/86 |
| Fred McGriff | 3 | 5/25/90 | Cecil Fielder | 1 | 8/4/87 |
| Alex S. Gonzalez | 3 | 7/25/01 | Tony Fernandez | 1 | 7/3/88 |
| Vernon Wells | 3 | 7/20/06 | Junior Felix | 1 | 6/4/89 |
| Aaron Hill | 3 | 5/27/09 | Mark Whitten | 1 | 4/12/91 |
| Jose Bautista | 3 | 8/7/15 | Roberto Alomar | 1 | 5/10/91 |
| Edwin Encarnacion | 3 | 6/10/16 | Pat Boarders | 1 | 9/24/91 |
| Cliff Johnson | 2 | 6/21/86 | Rob Ducey | 1 | 10/6/91 |
| John Olerud | 2 | 9/17/92 | Devon White | 1 | 6/1/92 |
| Ed Sprague | 2 | 8/3/95 | Carlos Delgado | 1 | 8/20/96 |
| Joe Carter | 2 | 6/1/96 | Kevin Brown | 1 | 8/15/98 |
| Jose Canseco | 2 | 6/10/98 | Raul Mondesi | 1 | 9/24/01 |
| Tony Batista | 2 | 7/26/99 | Josh Phelps | 1 | 4/5/03 |
| Darrin Fletcher | 2 | 6/1/02 | Reed Johnson | 1 | 6/15/03 |
| Eric Hinske | 2 | 6/29/02 | Shea Hillenbrand | 1 | 5/27/06 |
| Alex Rios | 2 | 5/26/07 | Alex Gonzalez | 1 | 5/7/10 |
| Gregg Zaun | 2 | 9/6/08 | Yunel Escobar | 1 | 4/4/11 |
| Lyle Overbay | 2 | 9/25/10 | John McDonald | 1 | 4/22/11 |
| Adam Lind | 2 | 6/14/11 | Corey Patterson | 1 | 5/28/11 |
| Brett Lawrie | 2 | 5/1/12 | J.P. Arencibia | 1 | 4/5/12 |
| Doug Rader | 1 | 7/13/77 | Mark DeRosa | 1 | 6/2/13 |
| Bob Bailor | 1 | 7/15/77 | Colby Rasmus | 1 | 9/4/14 |
| Dave McKay | 1 | 8/26/78 | Josh Donaldson | 1 | 4/18/15 |
| Craig Kuskick | 1 | 8/31/79 | Russell Martin | 1 | 6/13/15 |
| Roy Howell | 1 | 9/17/80 | Chris Colabello | 1 | 6/24/15 |
| Steve Braun | 1 | 9/19/80 | Ryan Goins | 1 | 9/1/15 |
| John Mayberry | 1 | 4/25/82 | | | |
| Barry Bonnell | 1 | 8/25/83 | | | |
| Willie Upshaw | 1 | 5/10/84 | | | |
| Buck Martinez | 1 | 6/6/85 | | | |

| INNING | # HIT |
|--------|-------|
| 10 | 54 |
| 11 | 26 |
| 12 | 10 |
| 13 | 8 |
| 14 | 4 |
| 15 | 1 |
| 16 | 1 |

FIRST MAJOR LEAGUE HIT AS A HOME RUN

There have been nine Blue Jays to have hit a home run for their first Major League hit... They are as follows:

| | |
|----------------------------|-------------------------|
| Devon Travis | — April 6, 2015 at NYY |
| J.P. Arencibia | — Aug. 7, 2010 vs. TB |
| Ryan Roberts | — Aug. 3, 2006 at NYY |
| Mark Hendrickson (pitcher) | — June 21, 2003 at MON |
| Junior Felix | — May 4, 1989 vs. CAL |
| Kelly Gruber | — Sept. 25, 1984 at BOS |
| Anthony Johnson | — May 24, 1982 vs. BAL |
| Steve Staggs | — July 1, 1977 vs. TEX |
| Al Woods | — April 7, 1977 vs. CWS |

HOME RUNS, FIRST MAJOR LEAGUE AT BAT

When **AL WOODS** batted for Steve Bowling in the 5th inning on Apr. 7, 1977 he became the 11th player in Major League history to hit a home run as a pinch hitter in his first at bat.

JUNIOR FELIX on May 4, 1989 became the 11th Major Leaguer to homer on his first major league pitch vs California's Kirk McCaskill (solo).

J.P. ARENCIBIA on Aug. 7, 2010 became the 3rd Blue Jay to homer in his first ML appearance and 2nd to do so on the first pitch, off Tampa Bay's James Shields (2F). Became only the 5th player in ML history to hit 2-HR in his first ML game and first catcher to do so.



WALKOFF HOME RUNS (TOR - 70/OPP. - 85)

The Toronto Blue Jays have recorded 70 total walkoff home runs in franchise history. On June 15, 2003 vs. the Chicago Cubs, Reed Johnson hit a leadoff home run and ended the game in the 10th inning with a walkoff blast. Johnson became then just the 4th player in ML history to accomplish that feat. The most walkoff home runs hit in a single season by Toronto is six accomplished in 2011. In 2015, Josh Donaldson set an individual club record with three walkoff home runs. Cecil Fielder is the only Blue Jay to hit a pinch hit walk-off home run accomplished back on Sept. 4, 1987 vs. SEA (10th inning-solo HR). George Bell (Sept. 4, 1988 vs. Tex-9th inn) and Gregg Zaun (Sept. 6, 2008 vs. TB-13th inn) are the only two Jays to end a game on a walk-off grand slam.

WALK-OFF HR (70)

| PLAYER | TIMES | LAST DATE | OPP. | PLAYER | TIMES | LAST DATE | OPP. |
|-------------------|-------|---------------|------|------------------|-------|-----------|------|
| Edwin Encarnacion | 4 | 6/10/16 | BAL | Gregg Zaun | 1 | 9/6/08 | TB |
| Josh Donaldson | 3 | 9/27/15 | TB | Aaron Hill | 1 | 9/15/06 | TB |
| Adam Lind | 3 | 6/14/11 | BAL | Shea Hillenbrand | 1 | 5/27/06 | CWS |
| Vernon Wells | 3 | 7/20/06 | NYN | Orlando Hudson | 1 | 8/10/05 | DET |
| Carlos Delgado | 3 | 7/8/04 | SEA | Darrin Fletcher | 1 | 6/30/99 | BAL |
| Joe Carter | 3 | 7/25/96 | OAK | Mike Stanley | 1 | 5/14/98 | ANA |
| George Bell | 3 | 5/28/89 | CWS | Jose Canseco | 1 | 5/12/98 | OAK |
| Jesse Barfield | 3 | 6/6/87 | BAL | Jacob Brumfield | 1 | 6/25/99 | SEA |
| Brett Lawrie | 2 | 5/1/12 | TEX | Roberto Alomar | 1 | 5/2/95 | CWS |
| Lyle Overbay | 2 | 9/25/10 | BAL | William Canate | 1 | 7/18/93 | KC |
| Reed Johnson | 2 | 5/24/05 | BOS | John Olerud | 1 | 9/17/92 | CLE |
| Eric Hinske | 2 | 7/14/02 | BOS | Mark Whitten | 1 | 4/12/91 | MIL |
| Jose Cruz Jr. | 2 | 8/14/01 | OAK | Kelly Gruber | 1 | 9/15/90 | BAL |
| Tony Batista | 2 | 4/3/00 | KC | Cecil Fielder | 1 | 9/4/87 | SEA |
| Ernie Whitt | 2 | 8/17/86 | TEX | Damaso Garcia | 1 | 6/27/82 | MIN |
| Buck Martinez | 2 | 6/14/86 | DET | Rick Bosetti | 1 | 4/17/80 | MIL |
| Lloyd Moseby | 2 | 4/19/83 | CLE | Craig Kusick | 1 | 8/31/79 | SEA |
| Otto Velez | 2 | 5/4/80 (GM 1) | CLE | Roy Howell | 1 | 5/26/79 | BOS |
| Justin Smoak | 1 | 5/3/16 | TEX | Dave McKay | 1 | 8/26/78 | MIN |
| Ryan Goins | 1 | 9/1/15 | CLE | Bob Bailor | 1 | 7/15/77 | DET |
| Corey Patterson | 1 | 5/28/11 | CWS | | | | |
| John McDonald | 1 | 4/22/11 | TB | | | | |
| Yunel Escobar | 1 | 4/5/11 | OAK | | | | |

FIRST TO 100 HOME RUNS

In 2014, the Blue Jays became the first team in the Majors to reach 100 home runs in a season for the 3rd time in franchise history.

| Year | Game | Date | Opponent |
|------|------|---------|------------|
| 1990 | 75 | June 28 | Boston |
| 2010 | 65 | June 14 | San Diego |
| 2014 | 76 | June 21 | Cincinnati |



LEADERS

CAREER RECORD

| | |
|-------------------|---|
| Carlos Delgado | 9 |
| George Bell | 7 |
| Edwin Encarnacion | 6 |
| Vernon Wells | 5 |

SEASON RECORD

| | | |
|-------------------|---|------|
| Carlos Delgado | 3 | 1997 |
| Darrin Fletcher | 3 | 2000 |
| Edwin Encarnacion | 3 | 2015 |
| Joe Carter | 2 | 1997 |
| Roy Howell | 2 | 1979 |
| George Bell | 2 | 1985 |
| George Bell | 2 | 1987 |
| Jesse Barfield | 2 | 1988 |
| Ed Sprague | 2 | 1995 |
| Carlos Delgado | 2 | 1998 |
| Tony Batista | 2 | 2000 |
| Carlos Delgado | 2 | 2000 |
| Brad Fullmer | 2 | 2001 |
| Raul Mondesi | 2 | 2001 |
| Carlos Delgado | 2 | 2003 |
| Vernon Wells | 2 | 2003 |
| Josh Phelps | 2 | 2004 |
| Vernon Wells | 2 | 2006 |
| Frank Thomas | 2 | 2007 |
| Jose Bautista | 2 | 2010 |
| Adam Lind | 2 | 2011 |
| Edwin Encarnacion | 2 | 2013 |
| Josh Donaldson | 2 | 2016 |

SINGLE SEASON

| | |
|---|------|
| 9 | 2000 |
| 8 | 1989 |
| 7 | 1997 |
| 7 | 2006 |
| 7 | 2008 |

FIRST HOME RUN AS A BLUE JAY TO BE A GRAND SLAM

| | |
|----------------|------------------------|
| Rick Bosetti | May 7, 1978 vs. SEA |
| Glenallen Hill | Sept. 1, 1989 vs. MIN |
| Dick Schofield | May 28, 1994 vs. CAL |
| Chris Gomez | April 22, 2004 vs. BOS |
| Frank Thomas | April 7, 2007 vs. TB |
| Joe Inglett | June 19, 2008 vs. MIL |
| Kevin Millar | April 16, 2009 vs. MIN |
| Yunel Escobar | July 18, 2010 vs. BAL |

YOUNGEST BLUE JAYS TO HIT A GRAND SLAM, ALL TIME

| | | |
|----------------|------------------------|--------------------|
| Brett Lawrie | Aug. 10, 2011 vs. OAK | 21 years, 204 days |
| Junior Felix | June 2, 1989 vs. BOS | 21 years, 242 days |
| Jesse Barfield | April 24, 1982 vs. BOS | 22 years, 177 days |
| Anthony Gose | Sept. 10, 2013 vs. LAA | 23 years, 31 days |
| Devon Travis | May 3, 2015 at CLE | 24 years, 71 days |
| Vernon Wells | April 9, 2003 vs. BOS | 24 years, 122 days |



GRAND SLAM RECORD

BLUE JAYS (136)

| PLAYER | TIMES | LAST | TEAM | PLAYER | TIMES | LAST | TEAM |
|-------------------|-------|-----------|------|-----------------|-------|-----------|------|
| Carlos Delgado | 9 | 9/28/2003 | CLE | Troy Tulowitzki | 1 | 9/11/2016 | BOS |
| George Bell | 7 | 4/11/1990 | TEX | Justin Smoak | 1 | 8/8/2015 | @NYY |
| Edwin Encarnacion | 6 | 8/29/2015 | DET | Devon Travis | 1 | 5/3/2015 | @CLE |
| Vernon Wells | 5 | 8/13/2008 | @DET | Anthony Gose | 1 | 9/10/2013 | LAA |
| Darrin Fletcher | 4 | 5/26/2000 | @DET | Aaron Hill | 1 | 5/29/2011 | CWS |
| Joe Carter | 4 | 7/23/1997 | MIL | Yunel Escobar | 1 | 7/18/2010 | @BAL |
| Jose Bautista | 3 | 8/5/2015 | MIN | Kevin Millar | 1 | 4/16/2009 | @MIN |
| Adam Lind | 3 | 8/13/2011 | LAA | Joe Inglett | 1 | 6/19/2008 | @MIN |
| Gregg Zaun | 3 | 9/6/2008 | TB | Brad Wilkerson | 1 | 5/24/2008 | KC |
| Frank Thomas | 3 | 4/6/2008 | BOS | Russ Adams | 1 | 9/19/2007 | BOS |
| Tony Fernandez | 3 | 9/9/2001 | NYY | Bengie Molina | 1 | 8/27/2006 | @KC |
| Brad Fullmer | 3 | 7/6/2001 | MTL | Troy Glaus | 1 | 7/29/2006 | OAK |
| Tony Batista | 3 | 7/3/2000 | @BAL | John McDonald | 1 | 7/25/2006 | @SEA |
| Ed Sprague | 3 | 7/3/1996 | BAL | Lyle Overbay | 1 | 5/10/2006 | OAK |
| Lloyd Moseby | 3 | 7/22/1989 | @SEA | Reed Johnson | 1 | 7/1/2005 | @BOS |
| Ernie Whitt | 3 | 6/4/1989 | @BOS | Gabe Gross | 1 | 9/5/2004 | OAK |
| Jesse Barfield | 3 | 9/13/1988 | DET | Chris Woodward | 1 | 8/20/2004 | @BAL |
| J.P. Arencibia | 2 | 9/14/2012 | @BAL | Chris Gomez | 1 | 4/22/2004 | BOS |
| Rod Barajas | 2 | 8/24/2009 | TB | Eric Hinske | 1 | 7/4/2003 | @BAL |
| Matt Stairs | 2 | 5/14/2008 | MIN | Jose Cruz Jr. | 1 | 10/5/2001 | CLE |
| Josh Phelps | 2 | 7/7/2004 | SEA | Marty Cordova | 1 | 7/16/2000 | NYM |
| Raul Mondesi | 2 | 6/29/2001 | BOS | Jose Canseco | 1 | 7/19/1998 | NYY |
| Shawn Green | 2 | 7/19/1999 | ATL | Benito Santiago | 1 | 8/11/1997 | DET |
| John Olerud | 2 | 5/27/1996 | CWS | Charlie O'Brien | 1 | 5/14/1997 | @DET |
| Kelly Gruber | 2 | 9/1/1992 | CWS | Devon White | 1 | 8/25/1995 | CWS |
| Glenallen Hill | 2 | 8/14/1990 | @CWS | Paul Molitor | 1 | 7/5/1994 | @MIN |
| Willie Upshaw | 2 | 6/23/1987 | @DET | Dick Schofield | 1 | 5/28/1994 | CAL |
| Barry Bonnell | 2 | 5/1/1983 | CWS | Roberto Alomar | 1 | 8/29/1993 | @SEA |
| Rico Carty | 2 | 9/7/1979 | @CLE | Dave Winfield | 1 | 5/7/1992 | @SEA |
| Roy Howell | 2 | 8/27/1979 | OAK | Fred McGriff | 1 | 7/21/1989 | @SEA |
| Colby Rasmus | 2 | 5/4/2014 | @PIT | Pat Borders | 1 | 7/7/1989 | @DET |
| Brett Lawrie | 2 | 4/15/2014 | @MIN | Junior Felix | 1 | 6/2/1989 | @BOS |
| Josh Donaldson | 2 | 6/14/2016 | PHI | Rance Mulliniks | 1 | 5/2/1989 | OAK |
| | | | | Buck Martinez | 1 | 6/5/1983 | @BAL |
| | | | | Otto Velez | 1 | 5/4/1980 | CLE |
| | | | | Rick Bosetti | 1 | 5/7/1978 | @SEA |
| | | | | Hector Torres | 1 | 6/27/1977 | NYY |

HOME RUN TRIVIA

PLAYER WHO HOMERED IN THEIR FINAL MAJOR LEAGUE AT BAT

WILLIE AIKENS, April 27, 1985. He came to bat for last time, pinch-hitting at Texas in the ninth inning. Batting for Tony Fernandez against Tommy Boggs, Aikens crushed a dramatic game-tying, two-run homer and Toronto went on to win 9-8. Three days later, Aikens was "designated for assignment" winding up in the minor leagues.

TWO IN ONE INNING, BATTER

JOE CARTER was the first Blue Jay to hit two home runs in one inning. He had his two on Oct. 3, 1993 at Baltimore in the 2nd inning.

EDWIN ENCARNACION became just the 2nd player in club history to hit two home runs in one inning. He had his two on July 26 vs. Houston in the 7th inning.

40 HOME RUN SEASONS

In 1999 **CARLOS DELGADO** with 44 home runs and **SHAWN GREEN** with 42 home runs, became the first Blue Jays tandem to each hit 40 or more home runs in the same season. In 2000, the Blue Jays again had two players, **CARLOS DELGADO** and **TONY BATISTA**, each hit 40 plus homers in a season. In 2015, **JOSH DONALDSON** hit 41 home runs while teammate **JOSE BAUTISTA** hit 40-HR marking the 3rd time in club history in which two teammates each hit 40. Overall the Blue Jays have had nine different players, done 12 times, hit 40 or more home

runs in a season. **JOSE BAUTISTA** hit a Club record 54 in 2010 & became just the 2nd Jay to collect 40+ HR in back to back seasons, 1st since **CARLOS DELGADO** (1999-2000). **CARLOS DELGADO** is the only Blue Jay player to hit 40 or more home runs in a season three times (1999, 2000, 2003).

HOME RUNS BY THE FIRST TWO BATTERS OF GAME

DEVON WHITE and **ROBERTO ALOMAR** on August 18, 1991 at Detroit accomplished this feat for the first time in Blue Jays history. The second time occurred on June 14, 2006 vs. Baltimore when **ALEX RIOS** and **FRANK CATALANOTTO** did so.

MOST PLAYERS WITH 30 OR MORE HOME RUNS

The 2000 Blue Jays had four players hit 30 or more home runs, which tied the ML record. It was just the second time the feat had been accomplished in the AL as the Anaheim Angels also had four players hit 30 plus homers earlier in the 2000 season.

20 HOME RUNS AT THE ALL-STAR BREAK

The 2000 Blue Jays became the first team in ML history to have four players hit 20 or more home runs at the All-Star Break. **CARLOS DELGADO** hit 28, **TONY BATISTA** hit 24, **RAUL MONDESI** hit 22 and **JOSE CRUZ JR.** hit 20.



POST-SEASON AND ALL-STAR HOMERS

BLUE JAYS (56 TOTAL)

WORLD SERIES

| DATE | BATTER | PITCHER | OPP | CITY | IN | ON | | | | | | |
|--------------|-----------------|--------------|-----|------|----|----|---------------|--------------|------------------|-----|-----|-----|
| 1 Oct. 17/92 | Joe Carter | Tom Glavine | ATL | ATL | 4 | 0 | 7 Oct. 16/93 | Devon White | Curt Schilling | PHI | TOR | 5 0 |
| 2 Oct. 18/92 | Ed Sprague | Jeff Reardon | ATL | ATL | 9 | 1 | 8 Oct. 16/93 | John Olerud | Curt Schilling | PHI | TOR | 6 0 |
| 3 Oct. 20/92 | Joe Carter | Steve Avery | ATL | TOR | 4 | 0 | 9 Oct. 17/93 | Joe Carter | Terry Mulholland | PHI | TOR | 4 1 |
| 4 Oct. 20/92 | Kelly Gruber | Steve Avery | ATL | TOR | 8 | 0 | 10 Oct. 19/93 | Paul Molitor | Danny Jackson | PHI | PHI | 3 0 |
| 5 Oct. 21/92 | Pat Borders | Tom Glavine | ATL | TOR | 3 | 0 | 11 Oct. 23/93 | Paul Molitor | Terry Mulholland | PHI | TOR | 5 0 |
| 6 Oct. 24/92 | Candy Maldonado | Steve Avery | ATL | ATL | 4 | 0 | 12 Oct. 23/93 | Joe Carter | Mitch Williams | PHI | TOR | 9 2 |

LEAGUE CHAMPIONSHIP SERIES

| DATE | BATTER | PITCHER | OPP | CITY | IN | ON | | | | | | |
|---------------|-----------------|------------------|-----|------|----|----|---------------|------------------|-----------------|-----|-----|-----|
| 1 Oct. 11/85 | Rance Mulliniks | Bret Saberhagen | KC | KCA | 5 | 1 | 14 Oct. 12/92 | Dave Winfield | Dave Stewart | OAK | OAK | 4 0 |
| 2 Oct. 11/85 | Jesse Barfield | Bret Saberhagen | KC | KCA | 5 | 1 | 15 Oct. 14/92 | Joe Carter | Mike Moore | OAK | TOR | 1 1 |
| 3 Oct. 03/89 | Ernie Whitt | Dave Stewart | OAK | OAK | 4 | 0 | 16 Oct. 14/92 | Candy Maldonado | Mike Moore | OAK | TOR | 3 2 |
| 4 Oct. 08/89 | Lloyd Moseby | Dave Stewart | OAK | TOR | 8 | 0 | 17 Oct. 05/93 | Paul Molitor | Jack McDowell | CWS | CWS | 7 1 |
| 5 Oct. 08/89 | George Bell | Dave Stewart | OAK | TOR | 9 | 0 | 18 Oct. 12/93 | Devon White | Scott Radinsky | CWS | CWS | 9 0 |
| 6 Oct. 11/91 | Joe Carter | Scott Erickson | MIN | TOR | 1 | 0 | 19 Oct. 19/15 | Troy Tulowitzki | Johnny Cueto | KC | TOR | 3 2 |
| 7 Oct. 07/92 | Pat Borders | Dave Stewart | OAK | TOR | 5 | 0 | 20 Oct. 19/15 | Josh Donaldson | Kris Medlen | KC | TOR | 3 1 |
| 8 Oct. 07/92 | Dave Winfield | Dave Stewart | OAK | TOR | 6 | 0 | 21 Oct. 19/15 | Ryan Goins | Kris Medlen | KC | TOR | 5 0 |
| 9 Oct. 08/92 | Kelly Gruber | Mike Moore | OAK | TOR | 5 | 1 | 22 Oct. 21/15 | Chris Colabello | Edinson Volquez | KC | TOR | 2 0 |
| 10 Oct. 10/92 | Roberto Alomar | Ron Darling | OAK | OAK | 4 | 0 | 23 Oct. 23/15 | Jose Bautista | Yordano Ventura | KC | KC | 4 0 |
| 11 Oct. 10/92 | Candy Maldonado | Ron Darling | OAK | OAK | 5 | 0 | 24 Oct. 23/15 | Jose Bautista | Ryan Madson | KC | KC | 8 1 |
| 12 Oct. 11/92 | John Olerud | Bob Welch | OAK | OAK | 2 | 0 | 25 Oct. 17/16 | Michael Saunders | Dan Otero | CLE | TOR | 2 0 |
| 13 Oct. 11/92 | Roberto Alomar | Dennis Eckersley | OAK | OAK | 9 | 1 | 26 Oct. 18/15 | Josh Donaldson | Corey Kluber | CLE | TOR | 3 0 |

LEAGUE DIVISION SERIES

| DATE | BATTER | PITCHER | OPP | CITY | IN | ON | | | | | | |
|--------------|-------------------|------------------|-----|------|----|----|--------------|-------------------|--------------|-----|-----|-----|
| 1 Oct. 8/15 | Jose Bautista | Keone Kela | TEX | TOR | 6 | 0 | 9 Oct. 6/16 | Jose Bautista | Jake Diekman | TEX | TEX | 9 2 |
| 2 Oct. 9/15 | Josh Donaldson | Cole Hamels | TEX | TOR | 1 | 0 | 10 Oct. 6/16 | Melvin Upton | Cole Hamels | TEX | TEX | 4 0 |
| 3 Oct. 11/15 | Troy Tulowitzki | Chi Chi Gonzalez | TEX | TEX | 6 | 2 | 11 Oct. 7/16 | Troy Tulowitzki | Yu Darvish | TEX | TEX | 2 1 |
| 4 Oct. 12/15 | Josh Donaldson | Derek Holland | TEX | TEX | 1 | 1 | 12 Oct. 7/16 | Kevin Pillar | Yu Darvish | TEX | TEX | 5 0 |
| 5 Oct. 12/15 | Chris Colabello | Derek Holland | TEX | TEX | 1 | 0 | 13 Oct. 7/16 | Ezequiel Carrera | Yu Darvish | TEX | TEX | 5 0 |
| 6 Oct. 12/15 | Kevin Pillar | Derek Holland | TEX | TEX | 2 | 0 | 14 Oct. 7/16 | Edwin Encarnacion | Yu Darvish | TEX | TEX | 5 0 |
| 7 Oct. 14/15 | Edwin Encarnacion | Cole Hamels | TEX | TOR | 6 | 0 | 15 Oct. 9/16 | Edwin Encarnacion | Colby Lewis | TEX | TOR | 1 1 |
| 8 Oct. 14/15 | Jose Bautista | Sam Dyson | TEX | TOR | 7 | 3 | 16 Oct. 9/16 | Russell Martin | Colby Lewis | TEX | TOR | 1 0 |

WILD CARD GAME

| DATE | BATTER | PITCHER | OPP | CITY | IN | ON | | | | | | |
|-------------|---------------|---------------|-----|------|----|----|-------------|-------------------|----------------|-----|-----|------|
| 1 Oct. 4/16 | Jose Bautista | Chris Tillman | BAL | TOR | 2 | 0 | 2 Oct. 4/16 | Edwin Encarnacion | Ubaldo Jimenez | BAL | TOR | 11 2 |

ALL STAR GAME

| DATE | BATTER | PITCHER | PTM | CITY | IN | ON |
|--------------|----------------|------------|-----|------|----|----|
| 1 July 13/93 | Roberto Alomar | Andy Benes | SDN | BAL | 3 | 0 |

BIographies

LAST SEASON

HISTORY

RECORDS

OPPONENTS

PLAYER DEV.

MEDIA & MISC.



OPPONENTS (55 TOTAL)

WORLD SERIES

| DATE | BATTER | TM | PITCHER | CITY | IN ON | | | | | | |
|--------------|-----------------|-----|---------------|------|-------|---------------|----------------|-----|------------------|-----|-----|
| 1 Oct. 17/92 | Damon Berryhill | ATL | Jack Morris | ATL | 6 2 | 6 Oct. 19/93 | Milt Thompson | PHI | Duane Ward | PHI | 9 0 |
| 2 Oct. 22/92 | David Justice | ATL | Jack Morris | TOR | 4 0 | 7 Oct. 20/93 | Lenny Dykstra | PHI | Todd Stottlemire | PHI | 2 1 |
| 3 Oct. 22/92 | Lonnie Smith | ATL | Jack Morris | TOR | 5 3 | 8 Oct. 20/93 | Lenny Dykstra | PHI | Al Leiter | PHI | 5 1 |
| 4 Oct. 17/93 | Jim Eisenreich | PHI | Dave Stewart | TOR | 3 2 | 9 Oct. 20/93 | Darren Daulton | PHI | Al Leiter | PHI | 5 1 |
| 5 Oct. 17/93 | Lenny Dykstra | PHI | Tony Castillo | TOR | 7 0 | 10 Oct. 23/93 | Lenny Dykstra | PHI | Dave Stewart | TOR | 7 2 |

LEAGUE CHAMPIONSHIP SERIES

| DATE | BATTER | TM | PITCHER | CITY | IN ON | | | | | | |
|---------------|------------------|-----|------------------|------|-------|---------------|------------------|-----|------------------|-----|-----|
| 1 Oct. 09/85 | Willie Wilson | KC | Jimmy Key | TOR | 3 1 | 20 Oct. 07/92 | Harold Baines | OAK | Jack Morris | TOR | 9 0 |
| 2 Oct. 09/85 | Pat Sheridan | KC | Tom Henke | TOR | 9 0 | 21 Oct. 12/92 | Ruben Sierra | OAK | David Cone | OAK | 1 1 |
| 3 Oct. 11/85 | George Brett | KC | Doyle Alexander | KC | 1 0 | 22 Oct. 09/93 | Lance Johnson | CWS | Todd Stottlemire | TOR | 2 1 |
| 4 Oct. 11/85 | Jim Sundberg | KC | Doyle Alexander | KC | 5 0 | 23 Oct. 09/93 | Frank Thomas | CWS | Todd Stottlemire | TOR | 6 0 |
| 5 Oct. 11/85 | George Brett | KC | Doyle Alexander | KC | 6 1 | 24 Oct. 10/93 | Ellis Burks | CWS | Juan Guzman | TOR | 5 0 |
| 6 Oct. 15/85 | George Brett | KC | Doyle Alexander | TOR | 5 0 | 25 Oct. 10/93 | Robin Ventura | CWS | Duane Ward | TOR | 9 1 |
| 7 Oct. 16/85 | Pat Sheridan | KC | Dave Stieb | TOR | 4 0 | 26 Oct. 12/93 | Warren Newson | CWS | Duane Ward | CHA | 9 0 |
| 8 Oct. 03/89 | Dave Henderson | OAK | Dave Stieb | OAK | 2 0 | 27 Oct. 16/15 | Salvador Perez | KC | Marco Estrada | KC | 4 0 |
| 9 Oct. 03/89 | Mark McGwire | OAK | Dave Stieb | OAK | 6 0 | 28 Oct. 19/15 | Kendrys Morales | KC | Roberto Osuna | KC | 9 1 |
| 10 Oct. 04/89 | Dave Parker | OAK | Todd Stottlemire | OAK | 6 0 | 29 Oct. 20/15 | Ben Zobrist | KC | R.A. Dickey | TOR | 1 1 |
| 11 Oct. 06/89 | Dave Parker | OAK | Jimmy Key | TOR | 4 0 | 30 Oct. 20/15 | Alex Rios | KC | R.A. Dickey | TOR | 2 0 |
| 12 Oct. 07/89 | Rickey Henderson | OAK | Mike Flanagan | TOR | 3 1 | 31 Oct. 21/15 | Salvador Perez | KC | Marco Estrada | TOR | 8 0 |
| 13 Oct. 07/89 | Jose Canseco | OAK | Mike Flanagan | TOR | 3 0 | 32 Oct. 23/15 | Ben Zobrist | KC | David Price | KC | 1 0 |
| 14 Oct. 07/89 | Rickey Henderson | OAK | Mike Flanagan | TOR | 5 1 | 33 Oct. 23/15 | Mike Moustakas | KC | David Price | KC | 2 0 |
| 15 Oct. 11/91 | Mike Pagliarulo | MIN | Mike Timlin | TOR | 10 0 | 34 Oct. 14/16 | Francisco Lindor | CLE | Marco Estrada | CLE | 6 1 |
| 16 Oct. 12/91 | Kirby Puckett | MIN | Todd Stottlemire | TOR | 4 0 | 35 Oct. 15/16 | Carlos Santana | CLE | JA Happ | CLE | 2 0 |
| 17 Oct. 13/91 | Kirby Puckett | MIN | Tom Candiotti | TOR | 1 0 | 36 Oct. 17/16 | Mike Napoli | CLE | Marcus Stroman | TOR | 4 0 |
| 18 Oct. 07/92 | Mark McGwire | OAK | Jack Morris | TOR | 2 1 | 37 Oct. 17/16 | Jason Kipnis | CLE | Marcus Stroman | TOR | 6 0 |
| 19 Oct. 07/92 | Terry Steinbach | OAK | Jack Morris | TOR | 2 0 | 38 Oct. 17/16 | Carlos Santana | CLE | Marco Estrada | TOR | 3 0 |
| | | | | | | 39 Oct. 17/16 | Coco Crisp | CLE | Marco Estrada | TOR | 4 0 |

LEAGUE DIVISION SERIES

| DATE | BATTER | TM | PITCHER | CITY | IN ON | | | | | | |
|--------------|-------------------|-----|-------------|------|-------|--------------|---------------|-----|----------------|-----|-----|
| 1 Oct. 08/15 | Robinson Chirinos | TEX | David Price | TOR | 5 1 | 3 Oct. 14/15 | Shin-Soo Choo | TEX | Marcus Stroman | TOR | 3 0 |
| 2 Oct. 08/15 | Rougned Odor | TEX | David Price | TOR | 7 0 | 4 Oct. 9/16 | Elvis Andrus | TEX | Aaron Sanchez | TOR | 3 0 |
| | | | | | | 5 Oct. 9/16 | Rougned Odor | TEX | Aaron Sanchez | TOR | 4 1 |

WILD CARD GAME

| DATE | BATTER | PITCHER | OPP | CITY | IN ON |
|-------------|-------------|----------------|-----|------|-------|
| 1 Oct. 4/16 | Mark Trumbo | Marcus Stroman | BAL | TOR | 4 1 |

ALL STAR GAME

| DATE | BATTER | TM | PITCHER | CITY | IN ON |
|--------------|-------------|-----|------------|------|-------|
| 1 July 10/84 | Gary Carter | MON | Dave Stieb | SF | 2 0 |

BIographies

LAST SEASON

HISTORY


RECORDS

OPPONENTS

PLAYER DEV.

MEDIA & MISC.





OPPONENTS

MANNY MACHADO

OPPONENTS

LEADING OPPONENTS VS BLUE JAYS

| | 2016 | Record |
|---------------------------|--|---|
| Batting Average (30 AB's) | .400 Logan Forsythe, TB | .541 Vladimir Guerrero, TEX-2010 |
| Most Hits | 26 Logan Forsythe, TB | 34 Jacoby Ellsbury, BOS-2011 |
| Most Doubles | 9 Dustin Pedroia, BOS | 11 Mike Lowell, BOS-2006 |
| Most Home Runs | 4 7 players tied | 9 Manny Ramirez, BOS-2001 Chris Davis, BAL-2012 |
| Most RBI | 16 Hanley Ramirez, BOS | 24 David Ortiz, BOS-2005 |
| Most Times Striking Out | 24 Chris Davis, BAL | 31 Carlos Pena, TB-2008 |
| Most Walks | 15 Chris Davis, BAL | 19 Mickey Tettleton, DET-1992 Jason Giambi, NYY-2003 Alex Rodriguez, NYY-2005 |
| Most Stolen Bases | 4 3 players tied | 13 Rickey Henderson, NYY-1988 |
| Most Wins | 3 Rick Porcello, BOS Drew Smyly, TB | 4 15 players, last-2014 |
| Most Losses | 3 CC Sabathia, NYY | 4 5 players, last-2015 |
| Most Appearances | 11 Koji Uehara, BOS | 20 Keith Atherton, OAK-MIN-1988 |
| Most Complete Games | 0 -- | 4 Mike Flanagan, BAL-1978 Mike Norris, OAK-1980 |
| Most Saves | 6 Craig Kimbrell, BOS | 7 Jim Johnson, BAL - 2013 |
| Most Innings Pitched | 32.0 Rick Porcello, BOS | 42.1 Jon Lester, BOS - 2013 |
| Most Hits Allowed | 30 Rick Porcello, BOS | 43 Mike Flanagan, BAL-1978 |
| Most Earned Runs Allowed | 16 Rick Porcello, BOS | 33 Chris Tillman, BAL-2015 |
| Most Home Runs Allowed | 6 3 players tied | 10 Chris Tillman, BAL-2015 |
| Most Strikeouts | 33 Rick Porcello, BOS | 46 Hideo Nomo, BOS-2001 |
| Most Base on Balls | 12 Chris Archer, TB Jake Odorizzi, TB | 20 Nolan Ryan, CAL-1977 Tanyon Sturtze, TB-2002 |

BIOGRAPHIES

LAST SEASON

HISTORY

RECORDS

OPPONENTS

PLAYER DEV.

MEDIA & MISC.



LOW HIT GAMES VS BLUE JAYS

NO HIT GAMES

- May 15/81 – Len Barker, Toronto 0 at Cleveland 3, Perfect Game
- June 29/90 – Dave Stewart, Oakland 5 at Toronto 0
- May 1/91 – Nolan Ryan, Toronto 0 at Texas 3
- May 7/11 – Justin Verlander, Detroit 9 at Toronto 0

ONE HIT GAMES

- Sept. 3/78 – Chris Knapp, California 3 at Toronto 1, Horton homer in 2nd
- July 7/79 – Doc Medich (6.2 IP), Jim Kern (2.1 IP), Toronto 0 at Texas 2, Mayberry single in 2nd
- April 30/80 – Larry Gura, Kansas City 3 at Toronto 0, Garcia single in 6th
- June 6/80 – Geoff Zahn, Toronto 0 at Minnesota 5, Mayberry single in 7th
- Sept. 26/80 – Dennis Eckersley, Boston 3 at Toronto 1, Mayberry home run in 5th
- May 27/83 – John Tudor, Boston 2 at Toronto 0, Collins single in 4th
- Aug. 13/84 – Mike Boddicker, Baltimore 2 at Toronto 1, Mulliniks double in 3rd
- April 23/89 – Nolan Ryan, Texas 4 at Toronto 1, Liriano triple in 9th
- April 28/89 – Kirk McCaskill, Toronto 0 at California 9, Liriano double in 9th
- Sept. 30/92 – Frank Viola, Boston 1 at Toronto 0, White single in 9th
- July 28/97 – Steve Woodard (8.0 IP), Mike Fetters (1.0 IP), Toronto 0 at Milwaukee 1 (G1), Otis Nixon single in 1st
- May 25/01 – Hideo Nomo, Toronto 0 at Boston 4, Shannon Stewart double in 4th
- June 15/05 – Chris Carpenter, Toronto 0 vs St. Louis 7, Alex Rios single in 2nd
- May 10/13 – Jon Lester, Toronto 0 at Boston 5, Maicer Izturis doubled in 6th



OPPONENTS ALL-TIME LEADERS VS. TORONTO

RUNS

| | |
|--------------------------|-----|
| 1. Derek Jeter..... | 186 |
| 2. Rickey Henderson..... | 164 |
| 3. Alex Rodriguez..... | 160 |
| 4. David Ortiz..... | 159 |
| 5. Johnny Damon..... | 146 |

HITS

| | |
|------------------------|-----|
| 1. Derek Jeter..... | 341 |
| 2. Robin Yount..... | 263 |
| 3. David Ortiz..... | 258 |
| 4. Johnny Damon..... | 250 |
| 5. Alex Rodriguez..... | 248 |

HOME RUNS

| | |
|-------------------------|----|
| 1. David Ortiz..... | 62 |
| 2. Alex Rodriguez..... | 58 |
| 3. Manny Ramirez..... | 54 |
| 4. Jose Canseco..... | 41 |
| 5. Rafael Palmiero..... | 38 |
| Harold Baines..... | 38 |

RBI

| | |
|------------------------|-----|
| 1. David Ortiz..... | 192 |
| 2. Alex Rodriguez..... | 178 |
| 3. Manny Ramirez..... | 140 |
| 4. Harold Baines..... | 131 |
| 5. Robin Yount..... | 129 |
| Cal Ripken..... | 129 |

BASE ON BALLS

| | |
|--------------------------|-----|
| 1. Rickey Henderson..... | 149 |
| 2. David Ortiz..... | 140 |
| 3. Wade Boggs..... | 131 |
| 4. Manny Ramirez..... | 112 |
| Alex Rodriguez..... | 112 |

EXTRA BASE HITS

| | |
|-------------------------|-----|
| 1. David Ortiz..... | 134 |
| 2. Alex Rodriguez..... | 108 |
| 3. George Brett..... | 89 |
| 4. Manny Ramirez..... | 85 |
| 5. Rafael Palmeiro..... | 84 |

STOLEN BASES

| | |
|--------------------------|-----|
| 1. Rickey Henderson..... | 110 |
| 2. Carl Crawford..... | 53 |
| 3. Willie Wilson..... | 48 |
| 4. Kenny Lofton..... | 42 |
| 5. Paul Molitor..... | 40 |

BATTING AVERAGE (MIN. 100 GAMES)

| | |
|---------------------------|------|
| 1. Wally Joyner..... | .345 |
| 2. Valdimir Guerrero..... | .333 |
| 3. Robin Yount..... | .330 |
| 4. Wade Boggs..... | .327 |
| 5. Ichiro Suzuki..... | .325 |

ON BASE PERCENTAGE (MIN. 100 GAMES)

| | |
|--------------------------|------|
| 1. Wade Boggs..... | .431 |
| 2. Wally Joyner..... | .417 |
| 3. Frank Thomas..... | .415 |
| 4. Rickey Henderson..... | .412 |
| 5. Mark McLemore..... | .406 |

SLUGGING PERCENTAGE (MIN. 100 GAMES)

| | |
|---------------------------|------|
| 1. Chris Davis..... | .634 |
| 2. Ken Griffey Jr..... | .600 |
| 3. Jose Canseco..... | .595 |
| 4. Albert Belle..... | .593 |
| 5. Vladimir Guerrero..... | .569 |





BALTIMORE ORIOLES

Oriole Park at Camden Yards

333 West Camden St. Baltimore, MD 21201

2016 Record, Finish: 89-73, T2nd in AL East (-4.0 games)

Blue Jays vs. Orioles

2016 vs. BAL 10-9
 2016 at TOR 6-4
 2016 at BAL 4-5

All-Time vs. BAL 320-280
 All-Time at TOR 177-121
 All-Time at BAL 143-159

at Exhibition Stadium 41-35
 at Rogers Centre 136-86
 at Camden Yards 104-101
 at Memorial Stadium 39-58

Longest Winning Streaks

by Toronto 13 games
 (April 11, 1999-May 10, 2000)

by Baltimore 15 games
 (Sept. 8, 1978-Sept. 6, 1979)

Series Sweeps at Toronto

Last by Toronto

3-game April 21-23, 2015
 4-game June 26-28, 1978

Last by Baltimore

3-game April 22-24, 2005
 4-game None

Series Sweeps at Baltimore

Last by Toronto

3-game July 16-18, 2010
 4-game June 26-29, 1997

Last by Baltimore

3-game Sept. 15-17, 2014
 4-game June 29-July 1, 1979

Series Results, Last 10 Years

| Year | Home | Road | Total |
|------|------|------|-------|
| 2016 | 6-4 | 4-5 | 10-9 |
| 2015 | 6-3 | 5-5 | 11-8 |
| 2014 | 4-5 | 4-6 | 8-11 |
| 2013 | 6-4 | 3-6 | 9-10 |
| 2012 | 5-4 | 2-7 | 7-11 |
| 2011 | 6-3 | 6-3 | 12-6 |
| 2010 | 9-0 | 6-3 | 15-3 |
| 2009 | 8-1 | 1-8 | 9-9 |
| 2008 | 6-3 | 6-3 | 12-6 |
| 2007 | 6-3 | 4-5 | 10-8 |



BOSTON RED SOX

Fenway Park

4 Yawkey Way, Boston, MA 02215

2016 Record, Finish: 93-69, 1st in AL East (+4.0 games)

Blue Jays vs. Red Sox

2016 vs. BOS 10-9
 2016 at TOR 4-5
 2016 at BOS 6-4

All-Time vs. BOS 268-320
 All-Time at TOR 133-166
 All-Time at BOS 139-159

at Exhibition Stadium 33-44
 at Rogers Centre 100-122
 at Fenway Park 139-159

Longest Winning Streaks

by Toronto 8 games
 (Aug. 11, 1987-June 11, 1988)

by Boston 11 games
 (April 16-July 11, 2002)

Series Sweeps at Toronto

Last by Toronto

3-game April 4-6, 2008
 4-game Sept. 3-6, 1998

Last by Boston

3-game June 10-12, 2011
 4-game May 31-June 3, 2001

Series Sweeps at Boston

Last by Toronto

3-game July 28-30, 2014
 4-game None

Last by Boston

3-game Aug. 28-30, 2009
 4-game July 1-4, 2002 (5-games)

Series Results, Last 10 Years

| Year | Home | Road | Total |
|------|------|------|-------|
| 2016 | 4-5 | 6-4 | 10-9 |
| 2015 | 4-6 | 5-4 | 9-10 |
| 2014 | 5-5 | 7-2 | 12-7 |
| 2013 | 4-5 | 4-6 | 8-11 |
| 2012 | 4-5 | 7-2 | 11-7 |
| 2011 | 5-4 | 3-6 | 8-10 |
| 2010 | 2-7 | 4-5 | 6-12 |
| 2009 | 4-5 | 3-6 | 7-11 |
| 2008 | 5-4 | 4-5 | 9-9 |
| 2007 | 4-5 | 5-4 | 9-9 |





CHICAGO WHITE SOX

U.S. Cellular Field
333 West 35th St. Chicago, IL 60616

2016 Record, Finish: 78-84, 4th in AL Central (-16.5 games)

Blue Jays vs. White Sox

| | |
|------------------------|-----------|
| 2016 vs. CWS | 1-5 |
| 2016 at TOR | 0-3 |
| 2016 at CWS | 1-2 |
| All-Time vs. CWS | 200-187-1 |
| All-Time at TOR | 109-87 |
| All-Time at CWS | 91-100-1 |
| at Exhibition Stadium | 40-33 |
| at Rogers Centre | 69-54 |
| at U.S. Cellular Field | 48-60 |
| at Comiskey Park | 43-40 |

Longest Winning Streaks

| | |
|------------|--|
| by Toronto | 7 games (2x, last July 29-Sept. 9, 2008) |
| by Chicago | 6 games (2x, last July 8, 2015-June 24, 2016) |

Series Sweeps at Toronto

| | |
|------------------------|-----------------|
| Last by Toronto | |
| 3-game | May 7-9, 2004 |
| 4-game | May 15-18, 2009 |

Last by Chicago

| | |
|--------|-------------------|
| 3-game | April 25-27, 2016 |
| 4-game | None |

Series Sweeps at Chicago

| | |
|------------------------|------------------|
| Last by Toronto | |
| 3-game | Aug. 22-24, 1996 |
| 4-game | None |

Last by Chicago

| | |
|--------|-----------------|
| 3-game | Sept. 1-3, 1995 |
| 4-game | None |

Series Results, Last 10 Years

| Year | Home | Road | Total |
|------|------|------|-------|
| 2016 | 0-3 | 1-2 | 1-5 |
| 2015 | 2-1 | 1-3 | 3-4 |
| 2014 | 1-3 | 1-2 | 2-5 |
| 2013 | 2-2 | 1-2 | 3-4 |
| 2012 | 1-3 | 3-3 | 4-6 |
| 2011 | 3-1 | 1-2 | 4-3 |
| 2010 | 2-2 | 3-1 | 5-3 |
| 2009 | 4-0 | 2-1 | 6-1 |
| 2008 | 4-0 | 3-1 | 7-1 |
| 2007 | 3-1 | 1-2 | 4-3 |



CLEVELAND INDIANS

Progressive Field
2401 Ontario St., Cleveland, OH 44115

2016 Record, Finish: 94-67, 1st in AL Central (+8.0 games)

Blue Jays vs. Indians

| | |
|-----------------------|-----------|
| 2016 vs. CLE | 3-4 |
| 2016 at TOR | 2-2 |
| 2016 at CLE | 1-2 |
| All-Time vs. CLE | 203-201-2 |
| All-Time at TOR | 108-94 |
| All-Time at CLE | 95-107-2 |
| at Exhibition Stadium | 44-34 |
| at Rogers Centre | 64-60 |
| at Progressive Field | 38-55 |
| at Cleveland Stadium | 57-52 |

Longest Winning Streaks

| | |
|--------------|---|
| by Toronto | 13 games (June 12, 1991-April 21, 1992) |
| by Cleveland | 7 games (2x, last Aug. 4, 2004-May 14, 2005) |

Series Sweeps at Toronto

| | |
|------------------------|-------------------|
| Last by Toronto | |
| 3-game | Sept. 15-17, 1989 |
| 4-game | June 21-24, 1991 |

Last by Cleveland

| | |
|--------|------------------|
| 3-game | Aug. 8-10, 2008 |
| 4-game | June 20-23, 1977 |

Series Sweeps at Cleveland

| | |
|------------------------|-----------------|
| Last by Toronto | |
| 3-game | May 3-5, 2010 |
| 4-game | Sept. 5-8, 1991 |

Last by Cleveland

| | |
|--------|----------------------|
| 3-game | May 1-3, 2007 |
| 4-game | June 28-July 1, 2010 |

Series Results, Last 10 Years

| Year | Home | Road | Total |
|------|------|------|-------|
| 2016 | 2-2 | 1-2 | 3-4 |
| 2015 | 2-1 | 2-2 | 4-3 |
| 2014 | 2-1 | 2-1 | 4-2 |
| 2013 | 1-2 | 1-2 | 2-4 |
| 2012 | 2-1 | 2-1 | 4-2 |
| 2011 | 1-2 | 3-1 | 4-3 |
| 2010 | 1-2 | 3-4 | 4-6 |
| 2009 | 2-3 | 2-1 | 4-4 |
| 2008 | 0-3 | 1-3 | 1-6 |
| 2007 | 2-1 | 0-3 | 2-4 |





DETROIT TIGERS

Comerica Park

2100 Woodward Ave., Detroit, MI 48201

2016 Record, Finish: 86-75, 2nd in AL Central (-8.0 games)

Blue Jays vs. Tigers

| | |
|--------------|-----|
| 2016 vs. DET | 4-3 |
| 2016 at TOR | 3-1 |
| 2016 at DET | 1-2 |

| | |
|------------------|---------|
| All-Time vs. DET | 223-190 |
| All-Time at TOR | 120-88 |
| All-Time at DET | 103-102 |

| | |
|-----------------------|-------|
| at Exhibition Stadium | 37-40 |
| at Rogers Centre | 83-48 |
| at Tiger Stadium | 71-75 |
| at Comerica Park | 32-24 |

Longest Winning Streaks

by Toronto.....9 games
(June 11-Sept. 25, 1989)

by Detroit.....6 games
(Sept. 24, 1980 - April 11, 1981)

Series Sweeps at Toronto

Last by Toronto

| | |
|--------|------------------|
| 3-game | Aug. 28-30, 2015 |
| 4-game | None |

Last by Detroit

| | |
|--------|-----------------|
| 3-game | April 5-7, 2004 |
| 4-game | May 28-31, 1979 |

Series Sweeps at Detroit

Last by Toronto

| | |
|--------|----------------|
| 3-game | June 3-5, 2014 |
| 4-game | None |

Last by Detroit

| | |
|--------|------------------|
| 3-game | Aug. 21-23, 2012 |
| 4-game | None |

Series Results, Last 10 Years

| Year | Home | Road | Total |
|------|------|------|-------|
| 2016 | 3-1 | 1-2 | 4-3 |
| 2015 | 3-0 | 1-2 | 4-2 |
| 2014 | 2-1 | 3-0 | 5-1 |
| 2013 | 1-3 | 1-2 | 2-5 |
| 2012 | 2-1 | 0-3 | 2-4 |
| 2011 | 1-3 | 1-1 | 2-4 |
| 2010 | 2-2 | 2-2 | 4-4 |
| 2009 | 3-1 | 2-2 | 5-3 |
| 2008 | 2-2 | 3-1 | 5-3 |
| 2007 | 2-2 | 1-2 | 3-4 |



HOUSTON ASTROS

Minute Maid Park

501 Crawford St., Houston, TX 77002

2016 Record, Finish: 84-78, 3rd in AL West (-11.0 games)

Blue Jays vs. Astros

| | |
|--------------|-----|
| 2016 vs. HOU | 5-2 |
| 2016 at TOR | 2-1 |
| 2016 at HOU | 3-1 |

| | |
|------------------|-------|
| All-Time vs. HOU | 17-18 |
| All-Time at TOR | 11-5 |
| All-Time at HOU | 5-13 |

| | |
|---------------------|------|
| at Rogers Centre | 11-5 |
| at Minute Maid Park | 5-13 |

Longest Winning Streaks

by Toronto.....3 games
(3x, last: Aug. 2-4, 2016)

by Houston.....7 games
(Aug. 1, 2014-May 17, 2015)

Series Sweeps at Toronto

Last by Toronto

| | |
|--------|----------------|
| 3-game | June 5-7, 2015 |
| 4-game | None |

Last by Houston

| | |
|--------|------|
| 3-game | None |
| 4-game | None |

Series Sweeps at Houston

Last by Toronto

| | |
|--------|------|
| 3-game | None |
| 4-game | None |

Last by Houston

| | |
|--------|------------------|
| 3-game | June 10-12, 2005 |
| 4-game | May 14-17, 2015 |

Series Results, Last 10 Years

| Year | Home | Road | Total |
|------|------|------|-------|
| 2016 | 2-1 | 3-1 | 5-2 |
| 2015 | 3-0 | 0-4 | 3-4 |
| 2014 | 2-1 | 1-3 | 3-4 |
| 2013 | 3-1 | 1-2 | 4-3 |
| 2012 | 0-0 | 0-0 | 0-0 |
| 2011 | 1-2 | 0-0 | 1-2 |
| 2010 | 0-0 | 0-0 | 0-0 |
| 2009 | 0-0 | 0-0 | 0-0 |
| 2008 | 0-0 | 0-0 | 0-0 |
| 2007 | 0-0 | 0-0 | 0-0 |





KANSAS CITY ROYALS

Kauffman Stadium

One Royal Way, Kansas City, MO 64129

2016 Record, Finish: 81-81, 3rd in AL Central (-13.5 games)

Blue Jays vs. Royals

| | |
|-----------------------------|---------|
| 2016 vs. KC | 4-2 |
| 2016 at TOR | 3-0 |
| 2016 at KC | 1-2 |
| All-Time vs. KC | 198-187 |
| All-Time at TOR | 108-86 |
| All-Time at KC | 90-101 |
| at Exhibition Stadium | 37-35 |
| at Rogers Centre | 71-51 |
| at Kauffman Stadium | 90-101 |

Longest Winning Streaks

| | | |
|----------------------|---------|--|
| by Toronto | 5 games | (5x, last Aug. 2, 2015-Aug. 5, 2016) |
| by Kansas City | 7 games | (2x, last Aug. 10, 1980-Aug. 17, 1981) |

Series Sweeps at Toronto

Last by Toronto

| | |
|--------------|-----------------|
| 3-game | July 4-6, 2016 |
| 4-game | May 23-26, 2008 |

Last by Kansas City

| | |
|--------------|------|
| 3-game | None |
| 4-game | None |

Series Sweeps at Kansas City

Last by Toronto

| | |
|--------------|-------------------|
| 3-game | May 16-18, 2003 |
| 4-game | April 20-23, 2012 |

Last by Kansas City

| | |
|--------------|------------------|
| 3-game | July 2-4, 1993 |
| 4-game | July 23-25, 1984 |

Series Results, Last 10 Years

| Year | Home | Road | Total |
|------|------|------|-------|
| 2016 | 3-0 | 1-2 | 4-2 |
| 2015 | 3-1 | 1-2 | 4-3 |
| 2014 | 2-2 | 1-2 | 3-4 |
| 2013 | 2-1 | 2-1 | 4-2 |
| 2012 | 2-2 | 4-0 | 6-2 |
| 2011 | 1-2 | 2-2 | 3-4 |
| 2010 | 2-1 | 1-2 | 3-3 |
| 2009 | 2-1 | 1-3 | 3-4 |
| 2008 | 4-0 | 1-2 | 5-2 |
| 2007 | 2-1 | 2-2 | 4-3 |



LOS ANGELES ANGELS OF ANAHEIM

Angel Stadium of Anaheim

2000 Gene Autry Way, Anaheim, CA 92806

2016 Record, Finish: 74-88, 4th in AL West (-21.0 games)

Blue Jays vs. Angels

| | |
|-----------------------------|---------|
| 2016 vs. LAA | 3-4 |
| 2016 at TOR | 1-2 |
| 2016 at LAA | 2-2 |
| All-Time vs. LAA | 203-203 |
| All-Time at TOR | 111-92 |
| All-Time at LAA | 92-111 |
| at Exhibition Stadium | 36-37 |
| at Rogers Centre | 75-55 |
| at Angel Stadium | 92-111 |

Longest Winning Streaks

| | | |
|----------------------|---------|--------------------------------------|
| by Toronto | 7 games | (Sept. 8, 1997-Aug. 13, 1998) |
| by Los Angeles | 7 games | (2x, last July 20, 1988-May 6, 1989) |

Series Sweeps at Toronto

Last by Toronto

| | |
|--------------|------------------|
| 3-game | July 26-28, 2005 |
| 4-game | July 3-6, 1992 |

Last by Los Angeles

| | |
|--------------|-------------------|
| 3-game | Sept. 10-12, 2013 |
| 4-game | None |

Series Sweeps at Los Angeles

Last by Toronto

| | |
|--------------|------------------|
| 3-game | Aug. 21-23, 2015 |
| 4-game | None |

Last by Los Angeles

| | |
|--------------|-------------------|
| 3-game | April 26-28, 2002 |
| 4-game | None |

Series Results, Last 10 Years

| Year | Home | Road | Total |
|------|------|------|-------|
| 2016 | 1-2 | 2-2 | 3-4 |
| 2015 | 2-2 | 3-0 | 5-2 |
| 2014 | 1-3 | 1-2 | 2-5 |
| 2013 | 0-3 | 1-3 | 1-6 |
| 2012 | 2-2 | 2-2 | 4-4 |
| 2011 | 4-3 | 1-2 | 5-5 |
| 2010 | 0-3 | 3-3 | 3-6 |
| 2009 | 3-3 | 1-1 | 4-4 |
| 2008 | 1-2 | 2-4 | 3-6 |
| 2007 | 2-1 | 2-2 | 4-3 |





MINNESOTA TWINS

Target Field

1 Twins Way, Minneapolis, MN 55415

2016 Record, Finish: 59-103, 5th in AL Central (-35.5 games)

Blue Jays vs. Twins

| | |
|-------------------|-----|
| 2016 vs. MIN..... | 6-1 |
| 2016 at TOR..... | 3-0 |
| 2016 at MIN..... | 3-1 |

| | |
|-----------------------|---------|
| All-Time vs. MIN..... | 214-160 |
| All-Time at TOR..... | 115-71 |
| All-Time at MIN..... | 100-90 |

| | |
|------------------------------|-------|
| at Exhibition Stadium..... | 40-30 |
| at Rogers Centre..... | 75-41 |
| at Target Field..... | 16-8 |
| at Metrodome..... | 79-62 |
| at Metropolitan Stadium..... | 5-20 |

Longest Winning Streaks

by Toronto..... 10 games
(2x, last July 23, 2007-April 13, 2009)

by Minnesota..... 8 games
(July 15, 1979-June 8, 1980)

Series Sweeps at Toronto

Last by Toronto

| | |
|-------------|------------------|
| 3-game..... | Aug. 26-28, 2016 |
| 4-game..... | Aug. 3-6, 2015 |

Last by Minnesota

| | |
|-------------|-------------------|
| 3-game..... | April 11-13, 2003 |
| 4-game..... | None |

Series Sweeps at Minnesota

Last by Toronto

| | |
|-------------|-----------------|
| 3-game..... | Sept. 6-8, 2013 |
| 4-game..... | None |

Last by Minnesota

| | |
|-------------|------------------|
| 3-game..... | July 26-28, 2002 |
| 4-game..... | July 21-23, 1979 |

Series Results, Last 10 Years

| Year | Home | Road | Total |
|------|------|------|-------|
| 2016 | 3-0 | 3-1 | 6-1 |
| 2015 | 4-0 | 1-2 | 5-2 |
| 2014 | 1-2 | 1-2 | 2-4 |
| 2013 | 2-1 | 3-0 | 5-1 |
| 2012 | 3-0 | 2-2 | 5-2 |
| 2011 | 2-1 | 3-0 | 5-1 |
| 2010 | 3-2 | 3-1 | 6-3 |
| 2009 | 2-2 | 3-1 | 5-3 |
| 2008 | 3-0 | 3-0 | 6-0 |
| 2007 | 3-0 | 3-4 | 6-4 |



NEW YORK YANKEES

Yankee Stadium

1 East 161st St., Bronx, NY 10451

2016 Record, Finish: 84-78, 4th in AL East (-9.0 games)

Blue Jays vs. Yankees

| | |
|-------------------|------|
| 2016 vs. NYY..... | 12-7 |
| 2016 at TOR..... | 8-2 |
| 2016 at NYY..... | 4-5 |

| | |
|-----------------------|---------|
| All-Time vs. NYY..... | 267-327 |
| All-Time at TOR..... | 141-154 |
| All-Time at NYY..... | 126-173 |

| | |
|---------------------------------|---------|
| at Exhibition Stadium..... | 31-48 |
| at Rogers Centre..... | 110-106 |
| at Yankee Stadium..... | 26-49 |
| at Original Yankee Stadium..... | 100-124 |

Longest Winning Streaks

by Toronto..... 10 games
(April 14-Sept. 25, 1992)

by New York..... 13 games
(May 10, 1995-June 4, 1996)

Series Sweeps at Toronto

Last by Toronto

| | |
|-------------|---------------------|
| 3-game..... | May 30-June 1, 2016 |
| 4-game..... | None |

Last by New York

| | |
|-------------|------------------------|
| 3-game..... | March 31-April 2, 2003 |
| 4-game..... | None |

Series Sweeps at New York

Last by Toronto

| | |
|-------------|-----------------|
| 3-game..... | Aug. 7-9, 2015 |
| 4-game..... | May 22-25, 2003 |

Last by New York

| | |
|-------------|------------------|
| 3-game..... | Sept. 5-7, 2016 |
| 4-game..... | Aug. 20-22, 2013 |

Series Results, Last 10 Years

| Year | Home | Road | Total |
|------|------|------|-------|
| 2016 | 8-2 | 4-5 | 12-7 |
| 2015 | 5-4 | 8-2 | 13-6 |
| 2014 | 5-4 | 3-7 | 8-11 |
| 2013 | 5-4 | 0-10 | 5-14 |
| 2012 | 5-4 | 2-7 | 7-11 |
| 2011 | 5-4 | 2-7 | 7-11 |
| 2010 | 6-3 | 4-5 | 10-8 |
| 2009 | 3-6 | 3-6 | 6-12 |
| 2008 | 5-4 | 4-5 | 9-9 |
| 2007 | 4-5 | 4-5 | 8-10 |





OAKLAND ATHLETICS

O.CO Coliseum

7000 Coliseum Way, Oakland, CA 94621

2016 Record, Finish: 69-93, 5th in AL West (-26.0 games)

Blue Jays vs. Athletics

| | |
|-----------------------|---------|
| 2016 vs. OAK | 3-3 |
| 2016 at TOR | 2-1 |
| 2016 at OAK | 1-2 |
| All-Time vs. OAK | 190-215 |
| All-Time at TOR | 92-109 |
| All-Time at OAK | 98-107 |
| at Exhibition Stadium | 32-41 |
| at Rogers Centre | 60-67 |
| at Oakland Coliseum | 96-107 |

Longest Winning Streaks

| | |
|------------|---|
| by Toronto | 8 games (June 18-Sept. 15, 1982) |
| by Oakland | 9 games (July 22, 1980-May 24, 1981) |

Series Sweeps at Toronto

Last by Toronto

| | |
|--------|------------------|
| 3-game | Aug. 11-13, 2015 |
| 4-game | Aug. 4-7, 2008 |

Last by Oakland

| | |
|--------|------------------|
| 3-game | April 8-10, 2008 |
| 4-game | None |

Series Sweeps at Oakland

Last by Toronto

| | |
|--------|------------------|
| 3-game | Aug. 29-31, 1993 |
| 4-game | None |

Last by Oakland

| | |
|--------|----------------------|
| 3-game | July 31-Aug. 2, 2000 |
| 4-game | July 3-6, 2014 |

Series Results, Last 10 Years

| Year | Home | Road | Total |
|------|------|------|-------|
| 2016 | 2-1 | 1-2 | 3-3 |
| 2015 | 3-0 | 2-1 | 5-1 |
| 2014 | 3-0 | 0-4 | 3-4 |
| 2013 | 1-3 | 2-1 | 3-4 |
| 2012 | 1-2 | 3-3 | 4-5 |
| 2011 | 3-3 | 2-2 | 5-5 |
| 2010 | 3-1 | 1-2 | 4-3 |
| 2009 | 2-1 | 4-2 | 6-3 |
| 2008 | 4-3 | 2-1 | 6-4 |
| 2007 | 0-3 | 4-2 | 4-5 |



SEATTLE MARINERS

Safeco Field

1250 First Ave. South, Seattle, WA 98134

2016 Record, Finish: 86-76, 2nd in AL West (-9.0 games)

Blue Jays vs. Mariners

| | |
|-----------------------|---------|
| 2016 vs. SEA | 3-3 |
| 2016 at TOR | 1-2 |
| 2016 at SEA | 2-1 |
| All-Time vs. SEA | 201-185 |
| All-Time at TOR | 107-90 |
| All-Time at SEA | 94-95 |
| at Exhibition Stadium | 41-29 |
| at Rogers Centre | 66-61 |
| at Safeco Field | 24-39 |
| at Kingdome | 70-56 |

Longest Winning Streaks

| | |
|------------|---|
| by Toronto | 9 games (May 10-July 24, 1985) |
| by Seattle | 8 games (Aug. 16, 1999-April 16, 2000) |

Series Sweeps at Toronto

Last by Toronto

| | |
|--------|------------------|
| 3-game | July 19-21, 2011 |
| 4-game | None |

Last by Seattle

| | |
|--------|-----------------|
| 3-game | May 11-13, 2001 |
| 4-game | None |

Series Sweeps at Seattle

Last by Toronto

| | |
|--------|----------------|
| 3-game | July 5-7, 1991 |
| 4-game | None |

Last by Seattle

| | |
|--------|------------------|
| 3-game | Aug. 11-13, 2014 |
| 4-game | None |

Series Results, Last 10 Years

| Year | Home | Road | Total |
|------|------|------|-------|
| 2016 | 1-2 | 2-1 | 3-3 |
| 2015 | 1-2 | 1-2 | 2-4 |
| 2014 | 3-1 | 0-3 | 3-4 |
| 2013 | 1-2 | 2-1 | 3-3 |
| 2012 | 3-3 | 0-3 | 3-6 |
| 2011 | 3-0 | 3-3 | 6-3 |
| 2010 | 2-1 | 1-1 | 3-2 |
| 2009 | 3-1 | 1-2 | 4-3 |
| 2008 | 3-3 | 1-2 | 4-5 |
| 2007 | 5-1 | 0-3 | 5-4 |





TAMPA BAY RAYS

Tropicana Field

One Tropicana Drive, St. Petersburg, FL 33705

2016 Record, Finish: 68-94, 5th in AL East (-25.0 games)

Blue Jays vs. Rays

| | |
|-----------------------|---------|
| 2016 vs. TB | 8-11 |
| 2016 at TOR | 3-6 |
| 2016 at TB | 5-5 |
| All-Time vs. TB | 157-176 |
| All-Time at TOR | 89-78 |
| All-Time at TB | 68-98 |
| at Rogers Centre | 89-78 |
| at Tropicana Field | 68-95 |
| at Ballpark at Disney | 0-3 |

Longest Winning Streaks

| | |
|--------------|---|
| by Toronto | 5 games (2x, last: July 19-Oct. 2, 2015) |
| by Tampa Bay | 6 games (May 15-Aug. 5, 2003) |

Series Sweeps at Toronto

| | |
|------------------------|-------------------|
| Last by Toronto | |
| 3-game | Sept. 25-27, 2015 |
| 4-game | None |

Last by Tampa Bay

| | |
|--------|-----------------|
| 3-game | May 16-18, 2016 |
| 4-game | None |

Series Sweeps at Tampa Bay

| | |
|------------------------|-----------------|
| Last by Toronto | |
| 3-game | Sept. 2-4, 2014 |
| 4-game | None |

Last by Tampa Bay

| | |
|--------|-------------------|
| 3-game | April 24-26, 2015 |
| 4-game | None |

Series Results, Last 10 Years

| Year | Home | Road | Total |
|------|------|------|-------|
| 2016 | 3-6 | 5-5 | 8-11 |
| 2015 | 6-4 | 3-6 | 9-10 |
| 2014 | 5-4 | 6-4 | 11-8 |
| 2013 | 4-5 | 4-6 | 8-11 |
| 2012 | 3-6 | 1-8 | 4-14 |
| 2011 | 3-6 | 3-6 | 6-12 |
| 2010 | 5-4 | 3-6 | 8-10 |
| 2009 | 3-6 | 1-8 | 4-14 |
| 2008 | 5-4 | 2-7 | 7-11 |
| 2007 | 5-4 | 4-5 | 9-9 |



TEXAS RANGERS

Rangers Ballpark

1000 Ballpark Way, Arlington, TX 76011

2016 Record, Finish: 95-67, 1st in AL West (+9.0 games)

Blue Jays vs. Rangers

| | |
|-----------------------|---------|
| 2016 vs. TEX | 4-3 |
| 2016 at TOR | 3-1 |
| 2016 at TEX | 1-2 |
| All-Time vs. TEX | 208-203 |
| All-Time at TOR | 118-84 |
| All-Time at TEX | 90-119 |
| at Exhibition Stadium | 46-24 |
| at Rogers Centre | 71-60 |
| at Rangers Ballpark | 44-44 |
| at Arlington Stadium | 46-55 |

Longest Winning Streaks

| | |
|------------|---|
| by Toronto | 9 games (Aug. 10-1986-May 9, 1987) |
| by Texas | 10 games (April 24, 2002-April 30, 2003) |

Series Sweeps at Toronto

| | |
|------------------------|------------------|
| Last by Toronto | |
| 3-game | May 14-16, 2010 |
| 4-game | July 21-24, 1994 |

Last by Texas

| | |
|--------|----------------------|
| 3-game | April 30-May 2, 2002 |
| 4-game | July 8-11, 1993 |

Series Sweeps at Texas

| | |
|------------------------|-------------------|
| Last by Toronto | |
| 3-game | April 11-13, 2008 |
| 4-game | June 13-16, 2013 |

Last by Texas

| | |
|--------|-----------------|
| 3-game | May 25-27, 2012 |
| 4-game | None |

Series Results, Last 10 Years

| Year | Home | Road | Total |
|------|------|------|-------|
| 2016 | 3-1 | 1-2 | 4-3 |
| 2015 | 2-1 | 2-1 | 4-2 |
| 2014 | 2-1 | 2-1 | 4-2 |
| 2013 | 2-1 | 4-0 | 6-1 |
| 2012 | 3-3 | 0-3 | 3-6 |
| 2011 | 2-1 | 4-3 | 6-4 |
| 2010 | 5-2 | 2-1 | 7-3 |
| 2009 | 2-1 | 3-4 | 5-5 |
| 2008 | 0-2 | 4-2 | 4-4 |
| 2007 | 5-2 | 0-3 | 5-5 |



INTERLEAGUE OPPONENT

ATLANTA BRAVES



Suntrust Park
755 Battery Avenue, Atlanta, GA 30339

2016 Record, Finish: 68-93, 5th in NL East (-26.5 games)

Blue Jays vs. Braves

| | |
|-----------------------|-------|
| 2016 vs. ATL..... | 0-0 |
| 2016 at TOR..... | 0-0 |
| 2016 at ATL..... | 0-0 |
| All-Time vs. ATL..... | 20-20 |
| All-Time at TOR..... | 10-7 |
| All-Time at ATL..... | 10-13 |
| at Rogers Centre..... | 10-7 |
| at Turner Field..... | 10-13 |

Longest Winning Streaks

| | |
|--|---------|
| by Toronto..... | 4 games |
| (2x, last June 13, 2001-June 22, 2006) | |
| by Atlanta..... | 8 games |
| (May 22, 2009-June 9, 2012) | |

Series Sweeps at Toronto**Last by Toronto**

| | |
|-------------|------------------|
| 3-game..... | July 18-20, 1999 |
| 4-game..... | None |

Last by Atlanta

| | |
|-------------|------|
| 3-game..... | None |
| 4-game..... | None |

Series Sweeps at Atlanta**Last by Toronto**

| | |
|-------------|------------------|
| 3-game..... | June 20-22, 2006 |
| 4-game..... | None |

Last by Atlanta

| | |
|-------------|------------------|
| 3-game..... | June 20-22, 2011 |
| 4-game..... | None |

**Series Results
(Inter-league games)**

| Year | Home | Road | Total |
|------|------|------|-------|
| 2015 | 1-2 | 2-1 | 3-3 |
| 2013 | 1-1 | 1-1 | 2-2 |
| 2012 | 0-0 | 1-2 | 1-2 |
| 2011 | 0-0 | 0-3 | 0-3 |
| 2009 | 0-0 | 0-3 | 0-3 |
| 2008 | 2-1 | 0-0 | 2-1 |
| 2006 | 0-0 | 3-0 | 3-0 |
| 2001 | 2-1 | 0-0 | 2-1 |
| 2000 | 0-0 | 2-1 | 2-1 |
| 1999 | 3-0 | 0-0 | 3-0 |
| 1998 | 0-0 | 1-2 | 1-2 |
| 1997 | 1-2 | 0-0 | 1-2 |

INTERLEAGUE OPPONENT

CHICAGO CUBS



Wrigley Field
1060 W. Addison Street, Chicago, IL 60613-4397

2016 Record, Finish: 103-58, 1st in NL Central (+17.5 games)

Blue Jays vs. Cubs

| | |
|-----------------------|-----|
| 2016 vs. CHC..... | 0-0 |
| 2016 at TOR..... | 0-0 |
| 2016 at CHC..... | 0-0 |
| All-Time vs. CHC..... | 8-4 |
| All-Time at TOR..... | 6-3 |
| All-Time at CHC..... | 2-1 |
| at Rogers Centre..... | 6-3 |
| at Wrigley Field..... | 2-1 |

Longest Winning Streaks

| | |
|--|---------|
| by Toronto..... | 3 games |
| (2x, last: Sept. 8-10, 2014 - current) | |
| by Chicago..... | 2 games |
| (June 14-15, 2008) | |

Series Sweeps at Toronto**Last by Toronto**

| | |
|-------------|------------------|
| 3-game..... | Sept. 8-10, 2014 |
| 4-game..... | None |

Last by Chicago

| | |
|-------------|------|
| 3-game..... | None |
| 4-game..... | None |

Series Sweeps at Chicago**Last by Toronto**

| | |
|-------------|------|
| 3-game..... | None |
| 4-game..... | None |

Last by Chicago

| | |
|-------------|------|
| 3-game..... | None |
| 4-game..... | None |

**Series Results
(Inter-league games)**

| Year | Home | Road | Total |
|------|------|------|-------|
| 2014 | 3-0 | 0-0 | 3-0 |
| 2008 | 1-2 | 0-0 | 1-2 |
| 2005 | 0-0 | 2-1 | 2-1 |
| 2003 | 2-1 | 2-1 | 2-1 |





INTERLEAGUE OPPONENT
CINCINNATI REDS

Great American Ballpark
 100 Joe Nuxhall Way, Cincinnati, OH 45202-4109
2016 Record, Finish: 68-94, 5th in NL Central (-35.5 games)

Blue Jays vs. Reds

| | |
|---------------------------------|-----|
| 2016 vs. CIN..... | 0-0 |
| 2016 at TOR..... | 0-0 |
| 2016 at CIN..... | 0-0 |
| All-Time vs. CIN..... | 9-6 |
| All-Time at TOR..... | 4-2 |
| All-Time at CIN..... | 5-4 |
| at Rogers Centre..... | 4-2 |
| at Great American Ballpark..... | 5-4 |

Longest Winning Streaks

| | |
|-------------------------------|---------|
| by Toronto..... | 3 games |
| (June 26, 2008-June 24, 2009) | |
| by Cincinnati..... | 2 games |
| (June 21, 2014 - current) | |

Series Sweeps at Toronto

Last by Toronto

| | |
|-------------|------|
| 3-game..... | None |
| 4-game..... | None |

Last by Cincinnati

| | |
|-------------|------|
| 3-game..... | None |
| 4-game..... | None |

Series Sweeps at Cincinnati

Last by Toronto

| | |
|-------------|------|
| 3-game..... | None |
| 4-game..... | None |

Last by Cincinnati

| | |
|-------------|------|
| 3-game..... | None |
| 4-game..... | None |

Series Results (Inter-league games)

| Year | Home | Road | Total |
|------|------|------|-------|
| 2014 | 0-0 | 1-2 | 1-2 |
| 2011 | 0-0 | 2-1 | 2-1 |
| 2009 | 2-1 | 0-0 | 2-1 |
| 2008 | 2-1 | 0-0 | 2-1 |
| 2003 | 0-0 | 2-1 | 2-1 |



INTERLEAGUE OPPONENT
MILWAUKEE BREWERS

Miller Park
 One Brewers Way, Milwaukee, WI 53214
2016 Record, Finish: 73-89, 4th in NL East (-30.5 games)

Blue Jays vs. Brewers (Inter-league games only)

| | |
|-----------------------|-----|
| 2016 vs. MIL..... | 0-0 |
| 2016 at TOR..... | 0-0 |
| 2016 at MIL..... | 0-0 |
| All-Time vs. MIL..... | 5-8 |
| All-Time at TOR..... | 3-2 |
| All-Time at PHI..... | 2-6 |
| at Rogers Centre..... | 3-2 |
| at Miller Park..... | 2-6 |

Longest Winning Streaks

| | |
|-------------------------------|---------|
| by Toronto..... | 2 games |
| (July 1-2, 2014) | |
| by Milwaukee..... | 6 games |
| (June 18, 2005-June 18, 2012) | |

Series Sweeps at Toronto

Last by Toronto

| | |
|-------------|------|
| 3-game..... | None |
| 4-game..... | None |

Last by Milwaukee

| | |
|-------------|------|
| 3-game..... | None |
| 4-game..... | None |

Series Sweeps at Milwaukee

Last by Toronto

| | |
|-------------|------|
| 3-game..... | None |
| 4-game..... | None |

Last by Milwaukee

| | |
|-------------|------------------|
| 3-game..... | June 17-19, 2008 |
| 4-game..... | None |

Series Results, (Inter-League Games)

| Year | Home | Road | Total |
|------|------|------|-------|
| 2014 | 2-0 | 1-1 | 3-1 |
| 2012 | 0-0 | 1-2 | 1-2 |
| 2008 | 0-0 | 0-3 | 0-3 |
| 2005 | 1-2 | 0-0 | 1-2 |





INTERLEAGUE OPPONENT

PITTSBURGH PIRATES

PNC PARK
115 Federal Street, Pittsburgh, PA 15212
2016 Record, Finish: 78-83, 3rd in NL Central (-25.0 games)

Blue Jays vs. Pirates

Table with 2 columns: Game/Type and Record. Rows include 2016 vs. PIT, 2016 at TOR, All-Time vs. PIT, etc.

Longest Winning Streaks

Table with 2 columns: Team and Streak. Rows include by Toronto (3 games) and by Pittsburgh (3 games).

Series Sweeps at Toronto

Table with 2 columns: Last by Toronto and Record. Rows include 3-game and 4-game sweeps.

Last by Pittsburgh

Table with 2 columns: Last by Pittsburgh and Record. Rows include 3-game and 4-game sweeps.

Series Sweeps at Pittsburgh

Table with 2 columns: Last by Toronto and Record. Rows include 3-game and 4-game sweeps.

Last by Pittsburgh

Table with 2 columns: Last by Pittsburgh and Record. Rows include 3-game and 4-game sweeps.

Series Results

Table with 4 columns: Year, Home, Road, Total. Rows include 2014, 2011, 2008, 2003.



INTERLEAGUE OPPONENT

ST. LOUIS CARDINALS

BUSCH STADIUM
700 Clark St., St. Louis, MO 63102
2016 Record, Finish: 86-76, 2nd in NL Central (-17.5 games)

Blue Jays vs. Cardinals

Table with 2 columns: Game/Type and Record. Rows include 2016 vs. STL, 2016 at TOR, All-Time vs. STL, etc.

Longest Winning Streaks

Table with 2 columns: Team and Streak. Rows include by Toronto (5 games) and by St. Louis (3 games).

Series Sweeps at Toronto

Table with 2 columns: Last by Toronto and Record. Rows include 3-game and 4-game sweeps.

Last by St. Louis

Table with 2 columns: Last by St. Louis and Record. Rows include 3-game and 4-game sweeps.

Series Sweeps at St. Louis

Table with 2 columns: Last by Toronto and Record. Rows include 3-game and 4-game sweeps.

Last by St. Louis

Table with 2 columns: Last by St. Louis and Record. Rows include 3-game and 4-game sweeps.

Series Results

Table with 4 columns: Year, Home, Road, Total. Rows include 2014, 2011, 2010, 2005, 2003.



CONSECUTIVE WINS AND LOSSES VS AMERICAN LEAGUE OPPONENTS

vs Baltimore

| | | |
|-------------------------------|----|--------------------------------|
| Most Consecutive Home Wins: | 16 | Aug. 8, 2009 - June 15, 2011 |
| Most Consecutive Home Losses: | 6 | July 1, 1995 - July 2, 1996 |
| Most Consecutive Road Wins: | 6 | 2x, last April 9-July 18, 2010 |
| Most Consecutive Road Losses: | 19 | Sept. 15, 1978 - May 2, 1981 |

vs Boston

| | | |
|-------------------------------|----|---------------------------------|
| Most Consecutive Home Wins: | 6 | Sept. 17, 2007-April 6, 2008 |
| Most Consecutive Home Losses: | 12 | May 20, 1980 - April 25, 1982 |
| Most Consecutive Road Wins: | 15 | Aug. 11, 1987 - Aug. 16, 1989 |
| Most Consecutive Road Losses: | 9 | April 10, 2004 - April 18, 2005 |

vs Chicago

| | | |
|-------------------------------|----|------------------------------|
| Most Consecutive Home Wins: | 10 | June 2, 2007-May 18, 2009 |
| Most Consecutive Home Losses: | 7 | June 3, 1999 - May 21, 2000 |
| Most Consecutive Road Wins: | 6 | May 19 - Sept. 6, 1989 |
| Most Consecutive Road Losses: | 5 | Sept. 1, 1995 - May 22, 1996 |

vs Cleveland

| | | |
|-------------------------------|---|---------------------------------|
| Most Consecutive Home Wins: | 8 | Sept. 23, 1990 - April 21, 1992 |
| Most Consecutive Home Losses: | 5 | Oct. 7, 2001 - Sept. 26, 2003 |
| Most Consecutive Road Wins: | 7 | June 12, 1991 - June 26, 1992 |
| Most Consecutive Road Losses: | 9 | Aug. 28, 2006-May 12, 2008 |

vs Detroit

| | | |
|-------------------------------|---|--|
| Most Consecutive Home Wins: | 8 | Sept. 1, 2001 - Sept. 7, 2003 |
| Most Consecutive Home Losses: | 6 | 2x, last Sept. 29, 1980 - April 18, 1981 |
| Most Consecutive Road Wins: | 6 | Aug. 17, 1991 - Aug. 6, 1992 |
| Most Consecutive Road Losses: | 8 | June 14, 1977 - April 7, 1978 |

vs Houston

| | | |
|-------------------------------|---|-----------------------------|
| Most Consecutive Home Wins: | 3 | 2x, last June 5-7, 2015 |
| Most Consecutive Home Losses: | 1 | 5x, last Aug. 12, 2016 |
| Most Consecutive Road Wins: | 3 | Aug. 2, 2016 - current |
| Most Consecutive Road Losses: | 8 | Aug. 1, 2014 - Aug. 1, 2016 |

vs Kansas City

| | | |
|-------------------------------|---|--|
| Most Consecutive Home Wins: | 6 | 2x, last April 11, 2007 - June 5, 2009 |
| Most Consecutive Home Losses: | 4 | 3x, last July 27, 1997 - Aug. 24, 1998 |
| Most Consecutive Road Wins: | 7 | July 30, 2002 - May 10, 2004 |
| Most Consecutive Road Losses: | 8 | Aug. 5, 1978 - Aug. 1, 1979 |

vs Los Angeles Angels

| | | |
|-------------------------------|---|---------------------------------------|
| Most Consecutive Home Wins: | 8 | Aug. 16, 1998 - April 17, 2000 |
| Most Consecutive Home Losses: | 7 | July 1, 2012-May 11, 2014 |
| Most Consecutive Road Wins: | 5 | Aug. 21, 2015 - Sept. 16, 2016 |
| Most Consecutive Road Losses: | 6 | 2x, last July 6, 1995 - June 15, 1996 |

vs Minnesota

| | | |
|-------------------------------|----|---|
| Most Consecutive Home Wins: | 10 | May 21, 1984 - Sept. 6, 1985 |
| Most Consecutive Home Losses: | 7 | April 5, 2002 - May 17, 2004 |
| Most Consecutive Road Wins: | 6 | 2x, last June 15, 1993 - April 29, 1994 |
| Most Consecutive Road Losses: | 9 | May 7, 1979 - June 8, 1980 |

vs New York

| | | |
|-------------------------------|----|------------------------------|
| Most Consecutive Home Wins: | 8 | April 13-Sept. 25, 2016 |
| Most Consecutive Home Losses: | 7 | May 10, 1995 - June 11, 1996 |
| Most Consecutive Road Wins: | 7 | April 9-Sept. 12, 2015 |
| Most Consecutive Road Losses: | 17 | Sept. 19, 2012-July 25, 2014 |

vs Oakland

| | | |
|-------------------------------|---|---|
| Most Consecutive Home Wins: | 6 | May 23, 2014 - Aug. 13, 2015 |
| Most Consecutive Home Losses: | 7 | 3x, last Aug. 23, 2006 - April 10, 2008 |
| Most Consecutive Road Wins: | 6 | 2x, last June 18 - Sept. 8, 1982 |
| Most Consecutive Road Losses: | 8 | July 22, 1980 - Sept. 30, 1981 |



vs Seattle

| | | |
|-------------------------------|---|---|
| Most Consecutive Home Wins: | 6 | May 10 - July 24, 1985 |
| Most Consecutive Home Losses: | 7 | Aug. 16, 1999 - Sept. 5, 2000 |
| Most Consecutive Road Wins: | 4 | 2x, last Sept. 18, 1991 - July 16, 1992 |
| Most Consecutive Road Losses: | 5 | 2x, last Aug. 7, 2013 - July 24, 2015 |

vs Tampa Bay

| | | |
|-------------------------------|---|--------------------------------|
| Most Consecutive Home Wins: | 7 | May 19, 1998 - April 12, 1999 |
| Most Consecutive Home Losses: | 5 | May 15 - Sept. 22, 2003 |
| Most Consecutive Road Wins: | 4 | 2x, last May 13 - June 3, 2006 |
| Most Consecutive Road Losses: | 8 | May 22-Sept. 23, 2012 |

vs Texas

| | | |
|-------------------------------|---|---------------------------------|
| Most Consecutive Home Wins: | 9 | Aug. 15, 1986 - July 8, 1987 |
| Most Consecutive Home Losses: | 8 | Sept. 12, 1995 - Sept. 10, 1996 |
| Most Consecutive Road Wins: | 6 | June 13, 2013-May 17, 2014 |
| Most Consecutive Road Losses: | 6 | July 16 - Sept. 12, 2004 |

PITCHERS AT THE PLATE

In 1997 with the introduction of Interleague play, Blue Jays pitchers took their turn hitting. **Woody Williams** became the first Blue Jays pitcher to come to bat and also had the first hit, a single, in his second at bat off Curt Schilling on June 13, 1997.

On June 21, 2003 at Montreal, **Mark Hendrickson** became the first & only Blue Jay pitcher to hit a home run in Interleague play (1R off Kim).

Regular

| Season | AVG | AB | R | H | 2B | 3B | HR | RBI | SH-SF | HBP | BB | SO | SB | SLG | OBP |
|---------------|-------------|------------|-----------|-----------|----------|----------|----------|----------|-------------|----------|-----------|------------|----------|-------------|-------------|
| 1977-96 | .000 | 1 | 0 | 0 | 0 | 0 | 0 | 0 | 0-0 | 0 | 0 | 0 | 0 | .000 | .000 |
| 1997 | .118 | 17 | 1 | 2 | 1 | 0 | 0 | 0 | 0-0 | 0 | 2 | 5 | 0 | .176 | .211 |
| 1998 | .100 | 20 | 0 | 2 | 0 | 0 | 0 | 0 | 2-0 | 0 | 1 | 4 | 0 | .100 | .143 |
| 1999 | .053 | 19 | 0 | 1 | 0 | 0 | 0 | 0 | 2-0 | 0 | 1 | 10 | 0 | .053 | .100 |
| 2000 | .071 | 28 | 0 | 2 | 0 | 0 | 0 | 0 | 0-0 | 0 | 1 | 14 | 0 | .071 | .103 |
| 2001 | .188 | 16 | 0 | 3 | 1 | 1 | 0 | 1 | 5-0 | 0 | 0 | 6 | 0 | .375 | .188 |
| 2002 | .100 | 20 | 1 | 2 | 0 | 0 | 0 | 0 | 2-0 | 0 | 0 | 5 | 0 | .100 | .100 |
| 2003 | .214 | 28 | 5 | 6 | 1 | 0 | 1 | 3 | 0-0 | 0 | 0 | 8 | 0 | .357 | .214 |
| 2004 | .000 | 20 | 0 | 0 | 0 | 0 | 0 | 0 | 3-0 | 0 | 0 | 10 | 0 | .000 | .000 |
| 2005 | .000 | 18 | 1 | 0 | 0 | 0 | 0 | 0 | 1-0 | 0 | 0 | 7 | 0 | .000 | .000 |
| 2006 | .105 | 19 | 1 | 2 | 0 | 0 | 0 | 0 | 0-0 | 0 | 0 | 8 | 0 | .105 | .105 |
| 2007 | .211 | 19 | 0 | 4 | 0 | 0 | 0 | 1 | 0-0 | 0 | 1 | 7 | 0 | .211 | .250 |
| 2008 | .000 | 16 | 0 | 0 | 0 | 0 | 0 | 0 | 3-0 | 0 | 0 | 5 | 0 | .000 | .000 |
| 2009 | .000 | 20 | 0 | 0 | 0 | 0 | 0 | 0 | 2-0 | 0 | 0 | 13 | 0 | .000 | .000 |
| 2010 | .111 | 18 | 1 | 2 | 1 | 0 | 0 | 1 | 1-0 | 0 | 1 | 10 | 0 | .167 | .158 |
| 2011 | .091 | 22 | 1 | 2 | 0 | 0 | 0 | 2 | 0-0 | 0 | 1 | 10 | 0 | .091 | .130 |
| 2012 | .150 | 20 | 2 | 3 | 0 | 0 | 0 | 0 | 1-0 | 0 | 0 | 8 | 0 | .150 | .150 |
| 2013 | .095 | 21 | 3 | 2 | 1 | 0 | 0 | 1 | 3-0 | 0 | 2 | 6 | 0 | .143 | .174 |
| 2014 | .080 | 25 | 2 | 2 | 0 | 0 | 0 | 0 | 1-0 | 0 | 0 | 13 | 0 | .080 | .080 |
| 2015 | .143 | 21 | 0 | 3 | 0 | 0 | 0 | 0 | 2-0 | 0 | 2 | 7 | 0 | .143 | .217 |
| 2016 | .071 | 28 | 3 | 2 | 0 | 0 | 0 | 0 | 4-0 | 0 | 1 | 0 | 0 | .071 | .103 |
| Totals | .099 | 417 | 20 | 41 | 5 | 1 | 1 | 9 | 32-0 | 0 | 13 | 155 | 0 | .123 | .126 |





PLAYER DEVELOPMENT

VLADIMIR GUERRERO JR.

PLAYER DEVELOPMENT

BIOGRAPHIES

LAST SEASON


HISTORY

RECORDS

OPPONENTS

PLAYER DEV.

MEDIA & MISC.



GIL KIM **DIRECTOR, PLAYER DEVELOPMENT**

Is entering his second season with the Blue Jays after being named as Director, Player Development on January 23, 2016...Spent seven years (2009-15) in the Rangers organization, the last two years as the club's Director, International Scouting...Served in scouting roles within the Texas organization, focused both in Mexico and the Dominican Republic...Joined the Rangers front office following a six-year playing career that saw him make stops in the Netherlands, China, Australia, Spain and Venezuela...In his role, oversees the commitment of Player Development leaders and staff to include each player in the process of creating and realizing their physical, mental and fundamental goals.



CHARLIE WILSON **DIRECTOR, MINOR LEAGUE OPERATIONS**

Born on November 6, 1972 in Toronto and raised in the city... Graduated from Trinity College School in Port Hope, Ontario in 1992... Was a member of the school's football, rugby and downhill skiing teams... Played amateur baseball in Toronto in the summers... Attended Bishops University in Lennoxville, Quebec...First joined the organization working the summer seasons in the Public Relations Department between 1993-1996, while continuing his post-secondary studies at Bishops University... Shortly after his graduation from Bishops joined the club's Baseball Operations Department as a Baseball Assistant, working specifically in player development and scouting... Promoted to the position of Scouting Coordinator in December 2000...Worked in that capacity until August 20, 2003 when he was elevated to the position of Manager, Minor League Operations... On October 9, 2009 was appointed to his current position, Director Minor League Operations... In his current role he oversees the day-to-day operations of the Blue Jays farm system... Was honoured with the Howard Starkman Award for 2015, granted annually to the Employee of the Year for the Toronto Blue Jays Baseball Club who best exemplifies the values of integrity, innovation, accountability, team work and a passion for winning... Resides in Toronto, Ontario... Married with four children.



ERIC WEDGE **FIELD COORDINATOR**

Entering his second season with the Blue Jays organization and first as Field Coordinator... Joined the club on February 5, 2016 after being named as a player development advisor...The former Seattle Mariners and Cleveland Indians skipper owns a career managerial record of 774-846 (.478) over 10 seasons...Was named the 18th manager (15th full-time) in Mariners history on October 18, 2010...Managed the Mariners from 2011-2013 compiling a 213-273 (.438)...Was the 2007 AL Manager of the Year after leading the Indians to a Major League-best 96-66 record (tied with BOS)...Led Cleveland to the ALCS, losing in seven games to the Red Sox...From 2005-2008 managed the Indians to a 348-300 record (.537), the 7th best record over that stretch...Over his nine seasons in Cleveland posted a record of 561-573 (.495)...In 2002 he was named The Sporting News Manager of the Year for Buffalo (AAA)...Was named the 2001 Baseball America Minor League Manager of the Year...Originally drafted by Boston in the third round of the 1989 First Year Player Draft...Appeared in 39 career games for the Red Sox and Rockies, posting a career .233 average with five home runs.



MIKE MORDECAI **ASSISTANT FIELD COORDINATOR**

Spent four seasons as Houston Academy High School Head Coach from 2006-09, before joining the Blue Jays as Minor League Infield Coordinator in 2010... Spent two seasons as Coordinator of Instruction (2015-16) prior to being named to his current role for the 2017 season... Graduated from Hewitt-Trussville High School, Trussville, Alabama in 1986 where he played baseball, basketball and football... During his time at South Alabama, he was a two-time All-American and named to the All-Sun Belt Conference team each year... In 1987, he helped the Jaguars to the conference title... Majored in criminal justice and minored in sociology... Drafted by Atlanta in the 6th round of the 1989 draft... Had a 12 year career with Atlanta, Montreal and Florida... Was part of the 1995 Atlanta Braves World Champions and the 2003 Florida Marlins World Champion squad... His first hit was a game tying three-run home run in the ninth inning against the Philadelphia Phillies in 1994... Went 5-18 in post season play with two doubles and five RBI... Very versatile, appeared at every position on the diamond except pitcher, including two games at catcher... Batted .244 with 24 home runs and 132 RBI in 793 games.





RYAN MITTLEMAN
DIRECTOR, PROFESSIONAL SCOUTING

Joined the organization in 2005 as Manager of Baseball Information in the communications department... Moved into the scouting department in 2006 and spent the next five seasons as the Coordinator of Amateur Scouting... Became Assistant Scouting Director in 2011 before spending 2012 as a Pro Scout... Spent 2013-14 as Coordinator of Advance Scouting and Video... Was Major League Advance Scouting Coordinator from 2015-16 providing advance scouting and handling in-game replay operations... Named to his current position on January 4, 2017, where he will oversee the direction of all professional scouts in the organization... Born in Providence Rhode Island, however has resided in Toronto since 1985... Excelled in hockey playing on the US under 17 and 18 teams... Won silver medals with both squads, leading the under 17 club in goals... Attended Boston College playing Division-1 hockey for the Eagles from 1995-97.



STEVE SANDERS
DIRECTOR, AMATEUR SCOUTING

Will be his 9th season working in professional baseball and 1st as Director of Amateur Scouting with the Blue Jays... Spent two seasons as an intern in the Dodgers organization (2009-10) before joining the Red Sox in the same capacity for the 2011 season... Was hired full-time as an Amateur and International Scouting Assistant in 2012, a position held until being promoted to Amateur and International Scouting Coordinator in 2014... Spent one season in the role before accepting the Assistant Director of Amateur Scouting prior to the 2015 season in Boston... Named Director of Amateur Scouting for the Blue Jays on Sept. 29, 2016... Pitched for Northwestern University, where he majored in economics with a minor in business... Originally from Los Angeles, California.



JOSE "SANDY" ROSARIO
DIRECTOR, LATIN AMERICAN OPERATIONS

Jose Sandy Rosario Valdez, born in Santo Domingo, Dominican Republic on August 11, 1973... Married with three children... Played as an amateur in the Parallel League... Was a bullpen catcher for the DSL Pirates in 1994... Studied engineering at the University Autonoma of Santo Domingo, completed his degree in 2000... Worked with the Montreal Expos from February 2002 until October 2006 as Director of Scouting and Development in the Dominican... Then signed with the Mets as an Area Scout in November 2006 until October 2011... Joined the Toronto Blue Jays as Director of Scouting Dominican Republic on November 2011... Promoted to his current role as Director, Latin America Operations in February of 2016... Participated in the signings of players such as: Atahualpa Severino, Michael Martinez, Henry Mejia, Juerys Familia, Armando Rodriguez, and Juan Jaime.



LORENZO PEREZ
DOMINICAN SCOUTING SUPERVISOR

Lorenzo Antonio Pérez... Born February 1, 1979 in Salcedo Dominican Republic... Studied Business in OIM University... Played amateur baseball... Has been an International Scout for nine years, covering México, Colombia, Venezuela & Panamá... Was integral in the signing of Adeiny Hechavarria.



HENRY SANDOVAL
VENEZUELAN SCOUTING SUPERVISOR

Studied at CUAM obtaining a Marketing Degree... At Miami University completed a Marketing Specialization Course in 2006... Has extensive experience in the International & Venezuelan market, having worked with Cleveland Indians from 2008-2009 in Aruba - Curacao Area, New York Mets from 2010-2011 in West Venezuela and with the Blue Jays from 2012... Promoted to current role in January of 2016.



AARON ACOSTA
MEXICAN SCOUTING SUPERVISOR

Played 20 years as a professional in the Mexican (summer) Baseball League (LMB) and 13 years in Mexican (Winter) Pacific League (LMP)... In LMB posted a record of 111-103 with 1100 strikeouts... Appeared in two all star games in the LMB and one all star game in the LMP... Won a championship in the summer league with Sultanes of Monterrey and one in the winter league with Venados of Mazatlan... Named Pitcher of the year in LMP with Venados of Mazatlan team in 1994... Played in two caribbean series in 1995 with San Juan Puerto Rico and 1998 with Puerto La Cruz Venezuela... In 1998 spent three months in Taiwan CHPBL (Chinese professional baseball league) with Tiger Mercury's team...

Retired from playing in 2010 and started working with Venados of Mazatlan team as a scout and GM assistant... In 2010 was hired as a Tampa Bay Rays associated scout until September 2016... In 2011 was named bullpen pitching coach for Los Cañeros de los Mochis in LMP in addition to serving as LMP draft coordinator and Assistant GM in the off-season through 2016... Studied four semesters of mechanical electrical engineering at the University of Veracruzana.



MAJOR LEAGUE SCOUTS



Dan Evans
*Major League Scout/
Pacific Rim
Operations*



Jim Beattie
Major League Scout



Sal Butera
Major League Scout



Jon Lalonde
Major League Scout



Chuck LaMar
Major League Scout



Jim Skaalen
Major League Scout



PRO SCOUTS



Matt Anderson
Professional Scout



Kevin Briand
Professional Scout



Jon Bunnell
Professional Scout



Kimball Crossley
Professional Scout



Kevin Fox
Professional Scout



Bryan Lambe
Professional Scout



Brad Mathews Jr.
Professional Scout



David May Jr.
Professional Scout



AMATEUR CROSSCHECKERS



Dean Decillis
*Special Assignment
Scout*



Blake Crosby
*Regional
Crosschecker*



C.J. Ebarb
*Regional
Crosschecker*



Tim Rooney
*Regional
Crosschecker*



Paul Tinnell
*Regional
Crosschecker*



AREA SCOUTS



Mike Alberts
Leominster, MA



Joey Aversa
Fountain Valley, CA



Coulson Barbiche,
Milford, OH



Matt Bishoff
Tampa, FL



Dallas Black
Springdale, AZ



Darold Brown
Elk Grove, CA



Ryan Fox
Yakima, WA



Pete Holmes
Phoenix, AZ



Jeff Johnson
Carmel, IN



Brian Johnston
Baton Rouge, LA



Chris Kline
Beaufort, NC



Randy Kramer
Aptos, CA



Jamie Lehman
Liverpool, NY



Jim Lentine
San Clemente, CA



Nate Murrie
Bowling Green, KY



Don Norris
Hoover, AL



Matt O'Brien
Clermont, FL



Wes Penick
Clive, IA



Bud Smith
Lakewood, CA



Mike Tidick
Statesboro, GA



Gerald Turner
Euless, TX



Doug Witt
Brooklyn, MD



2017 MINOR LEAGUE INSTRUCTORS

WARE, Jeff

Pitching Coordinator

- Joined the Blue Jays organization for the first time in 2014 as Pitching Coach for Vancouver... Spent 2015-16 season with Lansing before taking over as Pitching Coordinator in 2017... Spent seven seasons in the Yankees organization, including three as Pitching Coach for the Tampa Yankees (2011-13)... Was at Staten Island (2007) and Charleston (2008-10) as Pitching Coach as well... Began his coaching career as Pitching Coach for the North Shore Spirit in the Can-Am League.
- Selected in the 1st round by the Blue Jays in 1991 (35th overall)... Made stops in Milwaukee, Anaheim, White Sox and Blue Jays organizations reaching the Majors for 18 games with Toronto in 1995-96, going 3-6 with a 7.47 ERA... Was a member of Team USA winning bronze at the 1991 Pan American games.



MANAGERIAL/COACHING CAREER

| | |
|---------|---|
| 2007 | Pitching Coach, Staten Island, NY-Penn League (Yankees) |
| 2008-10 | Pitching Coach, Charleston, South Atlantic League (Yankees) |
| 2011-13 | Pitching Coach, Tampa, Florida State League (Yankees) |
| 2014 | Pitching Coach, Vancouver, Northwest League (Blue Jays) |
| 2015-16 | Pitching Coach, Lansing, Midwest League (Blue Jays) |
| 2017- | Pitching Coordinator, (Blue Jays) |

LANGFORD, Rick

Senior Pitching Advisor

- Has been a coach within the Blue Jays organization since the 1996 season... Named pitching coach for Knoxville (AA) in 1996 and 1997... Joined the Dunedin (A) staff in 1998 before moving up to Syracuse (AAA) in 1999... Made his ML debut as a pitching coach during the 2000 season, spending one season in that role... Returned to Syracuse for 2001-02... From 2003-05 returned to Dunedin where in 2005 he earned a Bobby Mattick award for excellence in player development... In each of his seasons in Dunedin the club qualified for the playoffs, while seeing one of his pitchers rank either first or second in league wins... Returned to Syracuse for the 2006-08 seasons... Was appointed Roving Minor League Rehab and Pitching Coach for 2009 before returning to the Major Leagues as a Bullpen Coach in 2010... Will be his 3rd season as Senior pitching Advisor.
- Posted a 73-106 record over 11 Major League seasons (10 with Oakland) with a 4.01 ERA... Completed 85 games in his career, including 28 in 1980... Over a four year stretch, from 1979-82, completed 75 games... Had his best year in 1980 going 19-12 with a 3.26 ERA in 291.0 innings... In that season he led the AL in CG (28), innings pitched (291.0), while setting an AL record for most consecutive chances accepted by a pitcher without an error from 1977-1980 (230 chances).



MANAGERIAL/COACHING CAREER

| | |
|---------|--|
| 1987 | Roving Pitching Instructor (Pirates) |
| 1996-97 | Pitching Coach, Knoxville, Southern League (Blue Jays) |
| 1998 | Pitching Coach, Dunedin, Florida State League (Blue Jays) |
| 1999 | Pitching Coach, Syracuse, International League (Blue Jays) |
| 2000 | Pitching Coach, Toronto Blue Jays |
| 2001-02 | Pitching Coach, Syracuse, International League (Blue Jays) |
| 2003-05 | Pitching Coach, Dunedin, Florida State League (Blue Jays) |
| 2006-08 | Pitching Coach, Syracuse, International League (Blue Jays) |
| 2009 | Minor League Rehab and Pitching Coach (Blue Jays) |
| 2010 | Bullpen Coach, Toronto Blue Jays |
| 2011-14 | Minor League Rehab/Roving Pitching Instructor (Blue Jays) |
| 2015- | Senior Pitching Advisor, Toronto Blue Jays |

BIographies

LAST SEASON

HISTORY

RECORDS

OPPONENTS

PLAYER DEV.

MEDIA & MISC.



KNOWLES, Darold**Rehab Pitching Coach**

- Entered the coaching ranks with the St. Louis organization after retiring as a Cardinal following the 1980 season... Worked as a minor league instructor for the Cardinals between 1981-88... Joined the Philadelphia Phillies to serve as the pitching coach at the Major League level for the 1989-90 seasons... Coached in the Phillies system with Clearwater between 1991-99 and with the Phillies GCL club in 2000... Joined the Pittsburgh Pirates organization spending four seasons as pitching coach for Nashville (AAA)... Became a Blue Jay on December 13, 2005, being appointed pitching coach for Dunedin (A), remaining there until 2014 (nine seasons)... In his 3rd season as Rehab Pitching Coach.
- Pitched professionally for 20 years, spending 16 seasons in the Major Leagues between 1965 and 1980... Went 66-74 with 143 saves and a 3.12 ERA in 765 games at the Major League level... Spent five seasons with the Washington Senators (1967-71), highlighted by a 27 save season in 1970... Selected as an All-Star in 1969 with the Senators when he went 9-2 with a 2.25 ERA and 13 saves... Established a World Series record pitching in all seven games of the 1973 Fall Classic, recording saves in Games 1 and 7 for the Oakland Athletics.

**MANAGERIAL/COACHING CAREER**

| | |
|---------|---|
| 1981-88 | Minor League Instructor (Cardinals) |
| 1989-90 | Pitching Coach, Philadelphia Phillies |
| 1991-99 | Pitching Coach, Clearwater, Florida State League (Phillies) |
| 2000 | Pitching Coach, Gulf Coast (Phillies) |
| 2002-05 | Pitching Coach, Nashville, Pacific Coast League (Pirates) |
| 2006-14 | Pitching Coach, Dunedin, Florida State League (Blue Jays) |
| 2015- | Rehab Pitching Coach, (Blue Jays) |

HUCKABY, Ken**Catching Coordinator**

- Spent two seasons as a manager, one with Lansing in 2015 and one with Dunedin in 2016... Will be in his first season as Catching Coordinator, overseeing all catchers in the minor league system... Spent two seasons as Hitting Coach with Gulf Coast in 2013 and Lansing in 2014.
- Had a six year career with Arizona, Toronto, Texas, Baltimore and Boston... In 161 career games batted .222 with three home runs and 31 RBI... Appeared in a career-high 88 games for the Blue Jays in 2002.

**RECORD AS MANAGER**

| | W-L | PCT |
|----------------------|----------------|-------------|
| CAREER TOTALS | 149-125 | .544 |

RAINES, Tim**Outfield/Baserunning Coordinator**

- Will be inducted into the Baseball Hall of Fame in a ceremony on July 30, 2017... Was inducted into the Canadian Baseball Hall of Fame in 2013... Was with the Marlins serving as minor league baserunning instructor in 2003... Made his managerial debut with Brevard County (A) in the Expos organization posting a 53-72 record in 2004... Spent three seasons in the White Sox organization, two with the Major League club from 2005-06... In 2005 was the First Base Coach on the World Series Championship team and was Bench Coach in 2006... 2007 served as hitting coach in Harrisburg... Managed in Newark in the Independent League from 2009-11 before filling the role of Director of Player Development in 2012... 2017 marks his 5th season with the Blue Jays.
- Has four children and resides just outside of Phoenix, Arizona.
- Spent 23 seasons in the Major Leagues with Montreal (1980-90, 2001), Chicago White Sox (1991-95), New York Yankees (1996-98), Oakland (1999), Baltimore (2001) and Florida (2002)... Hit .294 (2605 hits) with 170 home runs, 980 RBI, 806 stolen bases and a .385 OBP... Ranks among the all-time leaders in stolen bases (5th), walks (36th), and hits (76th)... Was successful on 84.7% (806-952) of his stolen base attempts, 3rd best in Major League history... Led the National League in stolen bases in each of his first four seasons... Stole 70+ bases in each of his first six seasons and a career best 90 in 1983... Was named NL Rookie of the Year by the Sporting News in 1981... Hit .300 or better six times and led the NL with a career best .334 mark in 1986... Stole three or more bases 29 times, including four in a game on five occasions... Was named to seven All-Star teams and was the All-Star Game MVP in 1987... Reached the post-season on five occasions, winning World Series titles with the Yankees and 1996 and 1998... Is the Expos all-time leader in stolen bases (635), triples (82), walks (793) and is second in hits (1,622) to Tim Lincecum... Tied the ALCS record for a six game series with 12 hits vs. Toronto in 1993... Was successful in an AL record 40 consecutive stolen base attempts from July 23, 1993 - Aug. 4, 1995... Had more walks than strikeouts in 19 straight seasons from 1993-2002... Sat out the 2000 season recovering from lupus... Played in four games with son Tim Jr. in Baltimore during 2001 season joining Ken Griffey Jr. and Sr. as the only father/son teammates in Major League history... His uniform #30 was retired by the Expos on June 19, 2004.

**RECORD AS MANAGER**

| Year | Club & League | W-L | PCT |
|----------------------|---------------|--------------|-------------|
| CAREER TOTALS | | 53-72 | .424 |

MANAGERIAL/COACHING CAREER

| | |
|-------|---|
| 2003 | Baserunning Instructor (Marlins) |
| 2004 | Manager, Brevard County, Florida State League (Expos) |
| 2005 | First Base Coach, Chicago White Sox |
| 2006 | Bench Coach, Chicago White Sox |
| 2007 | Hitting Coach, Harrisburg, (Nationals) |
| 2013- | Outfield/Baserunning Coordinator, (Blue Jays) |



SOLANO, Danny

Infield Coordinator

- Joined the coaching ranks, assisting with the Blue Jays Extended Spring Training program at the end of the 2007 season before becoming a coach with the Gulf Coast squad... In 2012 assisted Chad Mottola with hitting coach duties at Las Vegas (AAA)... 2015-16 spent as Infield Coach before assuming role of Infield Coordinator in 2017.
- Signed as an undrafted free agent by Texas in 1996... Then signed with Toronto in May of 2002... Played nine seasons in the minors reaching AAA (Syracuse) from 2004-06... In 861 career games, posted a .248 average with 32 home runs and 292 RBI... Played 2B, 3B & SS.

MANAGERIAL/COACHING CAREER

| | |
|---------|--|
| 2007-11 | Coach, Gulf Coast League (Blue Jays) |
| 2012 | Assistant Hitting Coach, Las Vegas (Blue Jays) |
| 2013-14 | Coach, Gulf Coast League (Blue Jays) |
| 2015-16 | Minor League Infield Coach, (Blue Jays) |
| 2017- | Infield Coordinator (Blue Jays) |




MALAVE, Omar

Latin American Player Advisor

- In his 27th season as coach/manager and 36th in a Blue Jays uniform, will serve as Latin America Player Advisor in 2017... Was a coach in Dunedin for 2016 after managing from 2004-09, &14... Made his managerial debut in 1991 with the Gulf Coast Blue Jays, leading them to a first place finish and playoff birth... Has reached the playoffs on nine occasions, reaching the finals in 1994 and 2006, however has yet to win a league championship... Served as an Assistant Coach for the Venezuelan team in the 2006 World Baseball Classic... In 1997 earned the Bobby Mattick Award for excellence in Player Development... Made his Major League debut after 20 seasons in the minors as First Base Coach for the Blue Jays during the 2010 season... Returned to managing in 2011 with the Gulf Coast Blue Jays in the Rookie League... Led the Dunedin squad to a playoff appearance, the teams 5th consecutive in 2014.
- Played nine seasons in the Blue Jays system, reaching Syracuse (AAA) in his final season.

RECORD AS MANAGER

| | W-L | PCT |
|----------------------|-----------|------|
| CAREER TOTALS | 1321-1207 | .523 |



DIDIER, Mel

Senior Advisor to Player Development

- A true lifer in the game Mel Didier is now entering his 63rd season in a baseball scouting role... Will be his 7th season working with Blue Jays after seven as the Senior Advisor to the General Manager in Texas... Over his career Didier has spent time with many other Major League clubs. (Montreal 1969-75, Los Angeles Dodgers 1976, 1982-96, Seattle 1977-78, Cleveland 1979-80, 2002, Arizona 1997-2000 Baltimore 2001, and Texas 2003-2009)... As a player Didier only played two seasons in the minors in 1948 with the Stroudsburg Poconos of the North Atlantic League and in 1949 with the Thomasville Tigers of the Georgia-Florida League.
- Attended Louisiana State University playing football and baseball. Was elected to the Louisiana Sports Hall of Fame in 2003... His many years in baseball also had him write a book Podnuh "Let Me Tell You a Story" which has Didier discuss many of the "stories" he has encountered over his many years... Is also the father of former Major League catcher Bob Didier who had a six year career with Atlanta (1969-72), Detroit (1973), and Boston (1974)



BIOGRAPHIES

LAST SEASON

HISTORY

RECORDS

OPPONENTS

PLAYER DEV.

MEDIA & MISC.



MINOR LEAGUE AFFILIATES

BUFFALO BIONS

AAA - INTERNATIONAL

Coca-Cola Field

One James D. Griffin Plaza, Buffalo, NY 14203

Phone (716) 846-2000
 Fax (716) 852-6530
 Website www.buffalobions.com
 Email info@bions.com
 Owner/President Robert E. Rich Jr.
 President Rich Entertainment Group Melinda R. Rich
 Vice President, Chief Operating Officer .. Joseph W. Segarra
 President, Rich Baseball Operations Jonathan A. Dandes
 Vice President, General Manager Michael Buczkowski
 Vice President, Secretary William G. Gisel Jr.
 Corporate Counsel Jill K. Bond, William E. Grieshaber Jr.
 Controller Kevin Parkinson
 Executive Assistant Tina Leshner
 Director, Corporate Sales Jim Harrington
 Director, Food Service Operations Robert Free
 Director, Marketing and Public Relations Brad Bisbing
 Director, Sales Anthony Sprague
 Director, Stadium Operations Tom Sciarino
 Director, Ticket Office Operations Mike Poreda
 Manager, Entertainment and Promotions Mike Simoncelli
 Manager, Group Sales Geoff Lundquist
 Manager, Merchandise Victoria Reibmann
 Broadcaster/Manager, Media Relations Ben Wagner
 General Manager, Food Service Operations Sean Regan
 Supervisor, Food Service Operations Curt Anderson
 Creative Services and
 Website Marketing Coordinator Ashley Whitehead
 Coordinator, Sponsorship and Social Media ... Kelsey Sweet
 Community Relations/Receptionist Gail Hodges

Senior Accountant Chas Fiscella
 Accountant Amy Delaney, Tori Dwyer
 Payroll Administrator Kate Fisher
 Purchasing/Office Manager Margaret Russo
 Account Executive Mark Gordon
 Account Executive Nicholas Iacona
 Account Executive Kim Milleville
 Account Executive Burt Mirti
 Account Executive Shaun O'Lay
 Sales Coordinator Rachel Szymanski
 Chief Custodian Jeffrey Wightman
 Chief Engineer Pat Chella
 Chief of Security Joe Petronella
 Engineers Mark Becht, David Wheeler
 Head Groundskeeper Chad Laurie
 Home Clubhouse/Baseball Operations Scott Lasher
 Visiting Clubhouse Manager Steve Morris
 Team Photographer James P. McCoy
 Manager Bobby Meacham
 Hitting Coach Devon White
 Pitching Coach Bob Stanley
 Position Coach Aaron Mathews
 Trainer Voon Chong
 Strength and Conditioning Coach Jason Dowse
 Stadium Coca-Cola Field
 Seating Capacity 16,907
 Outfield

Distances LF 325, CF 404, RF 325, LCF 371, RCF 367

NEW HAMPSHIRE FISHER CATS

AA - EASTERN

Northeast Delta Dental Stadium

One Line Drive, Manchester, NH 03101

Phone (603) 641-2005
 Fax (603) 641-2055
 Website www.nfishercats.com
 Email info@nfishercats.com
 Ownership Operated by DSF Sports
 Owner Arthur P. Solomon
 President Mike Ramshaw
 General Manager Jim Flavin
 Deputy General Manager Jenna Raizes
 Vice President, Stadium Operations Tim Hough
 Vice President, Sales Jeff Tagliarero
 Executive Director, Finance
 & Human Resources Debbie Morin
 Executive Director, Sales Erik Lesniak
 Director, Hospitality and Special Events .. Stephanie Fournier
 Manager, Box Office Ryan Hjiek
 Manager, Broadcasting and Media Relations Tyler Murray
 Manager, Facility Operations D.J. Peer
 Manager, Group Sales Matt Freeman
 Manager, Merchandise Jake Moore
 Manager, Production Evan O'Brien
 Manager, Sports Turf Dan Boyle
 Manager, Ticket Sales and Service Keegan Moody
 Coordinator, Corporate Sales
 and Promotions Andrew Marais
 Coordinator, Front Office Tom Devarenne

Coordinator, Marketing Sarah Lenau
 Ticket Sales Account Executive John Evans
 Ticket Sales Account Executive Ryan Post
 Ticket Sales Account Executive Xavier Rentz
 Radio Broadcasters .. Bob Lipman, Tyler Murray, Tyler Zickel
 Assistant, Broadcasting and Media Relations Tyler Zickel
 Assistant, Production Ryan Lefevre
 Manager Gary Allenson
 Hitting Coach Ronnie Ortegon
 Pitching Coach Vince Horsman
 Position Coach Andy Fermin
 Trainer Bob Tarpey
 Strength and Conditioning Coach Brian Pike
 Home Clubhouse Manager Jim Billington
 Visiting Clubhouse Manager Trevor Stuart
 Stadium Northeast Delta Dental Stadium
 Capacity 6,500
 Outfield Distances LF-326, CF-400, RF-306

BIOGRAPHIES
 LAST SEASON
 HISTORY
 RECORDS
 OPPONENTS
 PLAYER DEV.
 MEDIA & MISC.



DUNEDIN BLUE JAYS

A - FLORIDA STATE (ADVANCED)

Florida Auto Exchange Stadium
373 Douglas Ave., Dunedin, FL 34698

Phone (727) 733-9302
 Fax (727) 734-7661
 Website www.dunedinbluejays.com
 Email dunedin@bluejays.com
 Director, Florida Operations Shelby Nelson
 General Manager, Dunedin Blue Jays Mike Liberatore
 Accounting Manager Gayle Gentry
 Manager, Community Relations, Group
 and Retail Sales Kathi Beckman
 Manager, Sales and Promotions Kelsey McClintosh
 Supervisor, Ticket Sales and Operations Hunter Haas
 Coordinator Community Relations
 and Group Sales Wade McClintock
 Coordinator, Media Relations Daniel Venn
 Coordinator, Graphic Design
 and Game Day Operations Allasyn Lieneck

LANSING LUGNUTS

A - MIDWEST

Cooley Law School Stadium
505 E. Michigan Avenue, Lansing, MI 48912

Phone (517) 485-4500
 Fax (517) 485-4518
 Website www.lansinglugnuts.com
 Email info@lansinglugnuts.com
 Principal Owner/President Tom Dickson
 Co-Owner Sherrie Myers
 General Manager Nick Gruesser
 Assistant General Manager –
 Marketing and Special Events Linda Frederickson
 Assistant General Manager –
 Sales and Box Office Nick Brzezinski
 Senior Director, Food Services Brett Telder
 Director, Business Operations Heather Viele
 Assistant Director, Food Services John Thompson
 Assistant Director, Retail Matt Hicks
 Finance Manager Brianna Pfeil
 Manager, Community Relations and
 Administrative Assistant Angela Sees
 Manager, Special Events and Meetings Malinda Barr
 Manager, Stadium Operations Dennis Busse

VANCOUVER CANADIANS

A - NORTHWEST LEAGUE (SHORT)

Scotiabank Field at Nat Bailey Stadium
4601 Ontario Street, Vancouver, BC V5V 3H4

Phone (604) 872-5232
 Fax (604) 872-1714
 Website www.canadiansbaseball.com
 Email staff@canadiansbaseball.com
 Operated By Vancouver Professional Baseball LLP
 Principal Owner and Managing General Partner Jake Kerr
 Partner Jeff Mooney
 Partner, President Andy Dunn
 General Manager JC Fraser
 Financial Controller Alex Cimiliuc
 Assistant General Manager, Ticket Operations Allan Bailey
 Vice President, Sales and Marketing Graham Wall
 Director, Communications and Broadcaster Rob Fai
 Director, Community Relations and
 Team Operations Jeff Holloway
 Manager, Ballpark Operations and
 Home Clubhouse John Stewart
 Manager, Merchandising Iain Graham
 Manager, Sales and
 Game Day Operations Michael Richardson

Administrative Assistant/ Receptionist Michelle Smith
 Stadium Operations Supervisor Zac Phelps
 Head Superintendent Patrick Skunda
 Assistant Head Superintendent Brian Cox
 Manager John Schneider
 Hitting Coach Corey Hart
 Pitching Coach Mark Riggins
 Position Coach Michel Abreu
 Trainer Shawn McDermott
 Strength and Conditioning Coach Ryan Maedel
 Stadium Florida Auto Exchange Stadium
 Capacity 5,509
 Outfield Distances LF-335, CF-400, RF-327

Assistant Manager, Stadium Operations and
 Team Relations Bill Getschman
 Corporate Partnerships Manager Ashley Loudan
 Corporate Sales Manager Kohl Tyrrell
 Season Ticket Specialist Greg Kruger
 Motion Graphics Designer Daniel Corrigan
 Group Sales Representative Justin Burkett
 Group Sales Representative Eric Pionk
 Radio Broadcaster Jesse Goldberg-Strassler
 Head Groundskeeper Zach Sevens
 Manager Cesar Martin
 Hitting Coach Donnie Murphy
 Pitching Coach Willie Collazo
 Position Coach Chris Schaeffer
 Trainer Drew MacDonald
 Strength and Conditioning Coach Kyle Edlhuber
 Stadium Cooley Law School Stadium
 Capacity 10,000
 Outfield Distances LF-305, CF-412, RF-305

Manager, Sales and Marketing Services Lindsay Scharf
 Coordinator, Group Sales Tracy Wilkins
 Coordinator, Sales and Community Relations Stephani Ellis
 Coordinator, Sales and Promotions Reilly Simmonds
 Head Groundskeeper Ross Baron
 Manager Rich Miller
 Hitting Coach Dave Pano
 Pitching Coach Jim Czajkowski
 Trainer Daniel Leja
 Strength and Conditioning Coach Pat Rosario
 Clubhouse Manager John Stewart
 Stadium Scotiabank Field at Nat Bailey Stadium
 Capacity 6,413
 Outfield Distances LF-320, CF-385, RF-335



BLUEFIELD BLUE JAYS**ROOKIE ADVANCED - APPALACHIAN LEAGUE****2003 Bowen Field
Stadium Drive, Bluefield, WV 24701**

Phone (304) 324-1326
 Fax (304) 324-1318
 Website www.bluefieldbluejays.com
 Email babybirds1@comcast.net
 Operated By Bluefield Baseball Club Inc.
 President George McGonagle
 General Manager Rocky Malamisura
 Director, Field Operations and Grounds Mike White

Manager Dennis Holmberg
 Hitting Coach Carlos Villalobos
 Pitching Coach Antonio Caceres
 Trainer Caleb Daniel
 Strength and Conditioning Coach Aaron Spano
 Home Field Bowen Field

GULF COAST BLUE JAYS**ROOKIE - GULF COAST LEAGUE****Toronto Blue Jays
Bobby Mattick Training Center at Englebert Complex
1700 Solon Avenue, Dunedin, FL 34698**

Phone (727) 734-8007
 Fax (727) 734-8162
 General Manager Michael Nielsen
 Manager Luis Hurtado
 Hitting Coach Paul Elliott
 Pitching Coach TBA

Trainer Jon Woodworth
 Strength and Conditioning Coach Armando Adame Jr.
 Home Field Bobby Mattick Training Center

DSL BLUE JAYS**ROOKIE - DOMINICAN SUMMER LEAGUE**

Rookie - Dominican Summer League
 Rookie - Dominican Summer League
 Phone (809) 307-1777
 Academy Administrator Aldo Reyes
 Administrator Baseball Operations Luz Polanco
 Administrative Assistant Luis Rodriguez
 Field Coordinator Pablo Cruz
 Admin/Driver Ramon Marte
 Manager John Tamargo Jr.
 Hitting Coach Julio Germosen
 Pitching Coach Rafael Lazo
 Coach Jose Mateo

Trainer Hiroki Yoshimoto
 Assistant Trainer Ysidro Reyes
 Strength and Conditioning Coach Imbewer Alvarez
 Assistant Strength and
 Conditioning Coach Miguel Martinez
 Clubhouse Manager Fausto Jacobo
 Clubhouse Assistants Santo Pimentel, Justo Pozo
 Field Maintenance Antonio Milano





MEACHAM, Bobby — Manager

- Was honoured with the Bobby Mattick Award in 2015 for excellence in player development within the Blue Jays organization... Managed New Hampshire (AA) from 2014-16... 2017 marks his first season managing Buffalo (AAA).
- Began coaching career in the Kansas City organization in 1991 at Eugene and managed the club in his 2nd season there... Spent 1993 as a coach with Colorado Springs (AAA) in the Rockies system and returned to the Rockies organization in 2005 as their minor league Roving Infield Instructor... Spent 1994-2001 in the Pirates system, managing in 1994 (Championship Finals), 1995 and 2002... Received his first Major League coaching job in 2006, when new Florida Marlins manager Joe Girardi named him Third Base Coach in 2006... Was the Padres First Base Coach for the 2007 season and rejoined Girardi as the Yankees' third base coach for 2008... Spent 2009 with the Phillies organization, as the batting coach for the Williamsport... On October 30, 2009, he was hired as the first base coach for the Houston Astros.
- Spent parts of six seasons (1983-88) with the Yankees as a shortstop... In 456 career games posted a .236 average with eight home runs, 114 RBI and 58 stolen bases... Was selected in the first round by the Cardinals in the 1981 draft.



RECORD AS MANAGER

| | W-L | PCT |
|----------------------|---------|------|
| CAREER TOTALS | 630-702 | .473 |

STANLEY, Bob — Pitching Coach

- Made his coaching debut in 2012 as pitching coach with Las Vegas (AAA)... In 2014 served as Bullpen Coach for the Major League club... Spent 2015 in New Hampshire (AA) as Pitching Coach for the Fisher Cats... 2017 marks his 3rd season with the Bisons, having also served as Pitching Coach in 2013.
- Was the first round pick of the Red Sox in 1974... Played only for Boston in his 13-year career... Was the Red Sox all-time saves leader with 132 until Jonathan Papelbon passed him in 2009... Is also the all-time leader in appearances with 637 and is a member of the Red Sox Hall of Fame, honoured in 2000... Best season came in 1983 when he led the Sox with 33 saves and posted a 2.45 ERA... Compiled a 115-97 career record with 693 strikeouts, a 3.94 ERA, 21 complete games, seven shutouts, 132 saves and 1707 innings in 637 games (85 starts).



WHITE, Devon — Hitting Coach

- Makes his Blue Jays coaching debut as Hitting Coach with the Buffalo Bisons (AAA) in 2017... Previously served as outfield and baserunning coordinator for Washington (2008-10) and baserunning coordinator for the Chicago White Sox (2011-12).
- Was selected by the Angels in the 6th round of the 1981 draft... Won three World Series championships, two with the Blue Jays (1992-93) and one with Florida (1997)... Was a seven-time Gold Glove winner is CF, while also earning three All-Star Game appearances (1989, 1993, 1998)... On September 9, 1989, he became one of the few players in baseball history to get on first base then score by stealing second base, third base, and home.



MATHEWS, Aaron — Position Coach

- 2017 will mark his 3rd season in the coaching ranks and 1st as Position Coach in Buffalo... Was the Hitting Coach with Bluefield (adv-Rookie) From 2105-16... Spent the 2014-15 college seasons as an Undergraduate Assistant Coach at Oregon State University where he also played prior to being drafted.
- Played seven seasons at all levels in the Blue Jays minor league system... Drafted by Toronto in 2004, he posted a .282 career average with a .744 OPS... Played all three outfield positions (LF-313, CF-234, RF-124).



BIOGRAPHIES

LAST SEASON

HISTORY

RECORDS

OPPONENTS

PLAYER DEV.

MEDIA & MISC.



NEW HAMPSHIRE FISHER CATS

EASTERN LEAGUE (AA)



ALLENSON, Gary — Manager

- Has 22 years of managerial experience, highlighted by leading the Oneonta Yankees to a New York-Penn League championship in 1988... Was in the Orioles organization from 2006-12 managing in Norfolk from 2007-11... Spent part of 2010 as the Orioles Third Base Coach after Juan Samuel took over as manager in June... Managed Ottawa to a playoff spot in 2003 as the Orioles AAA affiliate... Has also managed in the Boston, Milwaukee and Cincinnati organizations... Has served as Bullpen Coach (1992-93) and Third Base Coach (1994) for the Red Sox, First and Third Base Coach for the Brewers (2000-02)... Led Lynchburg to the playoffs in 1989 and Louisville in 1998... Managed the Buffalo Bisons (AAA) from 2014-16 and takes over the reins in New Hampshire (AA) for the 2017 season.
- Spent seven seasons (1978-85) as a catcher in the Major Leagues with the Red Sox and Blue Jays... Was named MVP of the International League in 1978... Backed up Carlton Fisk in his first two years... Played 14 games for the Blue Jays in 1985.



RECORD AS MANAGER

| | W-L | PCT |
|---------------|-----------|------|
| CAREER TOTALS | 1311-1440 | .477 |

HORSMAN, Vince — Pitching Coach

- Began his post-playing career as a batting practice pitcher with the Baltimore Orioles from 1998-2004... Spent the 2006 season as Pitching Coach for the Pulaski Blue Jays (Rookie) in the Appalachian League... Stayed with the Rookie League entry, serving as Pitching Coach for the Gulf Coast Blue Jays... From 2012-15 was Pitching Coach for Lansing... Enters his 11th season with the Blue Jays organization and 2nd as Pitching Coach with the New Hampshire Fisher Cats.
- Played five seasons in the Major Leagues with Toronto, Oakland and Minnesota... Had his best season in 1992 with Oakland, posting a 2-1 record with a 2.49 ERA in 58 relief appearances... Signed as a free agent in 1984 by the Blue Jays, where he spent seven seasons in the Blue Jays system prior to moving on to the Athletics.



ORTEGON, Ronnie — Hitting Coach

- Joins the Blue Jays organization for the first time in 2017 as Hitting Coach with New Hampshire (AA)... Spent the previous three seasons in the Braves system (2014-16) after serving as the Assistant Hitting Coach with the Cincinnati Reds in 2013... Spent seven seasons in total with the Reds, serving as minor league hitting coordinator from 2006-12... Prior to that was at the Texas affiliate in Frisco (A) from 2005-06... Began his coaching career as manager at Batavia (A) in the Phillies organization, one of three seasons with the Phillies... Played baseball at Lubbock (TX) Christian University and Grand Canyon (AZ) University... In 1993, graduated from Dallas (TX) Baptist University with a bachelor's degree in physical education... From 1994 to 2001, spent eight seasons as the head baseball coach at Forney (TX) High School.
- Spent two seasons in the California Angels system (1989-90) as a first basemen, batting .222 with four home runs in 255 games.



RECORD AS MANAGER

| | W-L | PCT |
|---------------|-------|------|
| CAREER TOTALS | 34-42 | .447 |

FERMIN, Andy — Position Coach

- Makes his coaching debut after a seven-year playing career, all in the Blue Jays system... Will be the Fisher Cats Position Coach for 2017
- Was drafted in the 32nd round in 2010 out of Chipola College in Florida... Posted a .262 average in 338 games, appearing primarily as a second and third basemen.



BIOGRAPHIES

LAST SEASON

HISTORY

RECORDS

OPPONENTS

PLAYER DEV.

MEDIA & MISC.





SCHNEIDER, John — Manager

- Made his coaching debut with the Gulf Coast Blue Jays (Rookie) as one of the team’s hitting coaches in 2008... In his managerial debut led the club to a 30-28 record and a 3rd place finish... In his second season at Gulf Coast finished with a nearly identical 31-28 mark... Moved to Vancouver in 2011 where he managed the Canadians for half a season, leaving on August 10 to tend to a family matter... Club was 29-23 at the time and went on to win the Northwest League championship... Managed the GCL squad in 2013... Spent two seasons in Vancouver (2014-15), leading the club to a Northwest League Championship series appearance in 2014... Will lead the Dunedin (A+) Blue Jays in 2017 after a season as manager in Lansing (A-).
- Was selected by the Blue Jays in the 13th round of the 2002 draft... Played six seasons in the minor leagues, advancing as far as AAA with Syracuse.

RECORD AS MANAGER

| | W-L | PCT |
|----------------------|---------|------|
| CAREER TOTALS | 267-254 | .521 |

RIGGINS, Mark — Pitching Coach

- Joins the Blue Jays after five seasons in the Cincinnati Reds organization... Spent the majority of 2017 as the Major League Pitching Coach... Prior to that (2012-2015) was the organization’s minor league pitching coordinator, a player development position he also held with the Cubs (2008-2010) and Cardinals (1996-2007)... Also served one-year stints as pitching coach on the Major League staffs of the Cardinals (1995) and Cubs (2011)... Overall spent 29 seasons in the Cardinals organization as a player, minor league pitching coach (1984-1988, 1990-1994), Major League pitching coach (1995) and roving minor league pitching coach (1989)
- Was as signed by the Cardinals as an undrafted free agent in 1979... Pitched in StL’s minor league system for five seasons from 1979-83 and finished his professional career 25-23 with 17 saves and a 3.79 ERA in 183 appearances.

HART, Corey — Hitting Coach

- 2017 marks his second season with the Blue Jays serving as Hitting Coach with Dunedin... Spent six seasons (2010-15) in the Miami Marlins system, including four (2012-15) as the hitting coach for the Jupiter Hammerheads (A)... Prior to joining the Marlins organization he spent four years coaching in the Milwaukee Brewers’ minor league system.
- The former infielder played eight minor league seasons with Kansas City (1998-2004) and Milwaukee (2005) after being selected in the 23rd round of the 1997 First Year Player Draft by Kansas City.

ABREU, Michel — Position Coach

- Assumes the role of Position Coach in Dunedin, his first coaching assignment, after a lengthy playing career in Mexico, Cuba, Japan and the United States.
- Spent four seasons in the Mets system from 2006-09... In 2006 was named to the Eastern League’s all-star game and led the league in batting average (.332) and on-base percentage (.404)... Played domestically in Cuba from 1999-2003... In 2002, he won the Triple Crown in the Cuban National Series, as he led all Cuban players with a .356 batting average, 23 home runs and 78 runs batted in... Was named the Series’ Most Valuable Player that season... Played in the Mexican League from 2010-13... Signed with the Hokkaido Nippon Ham Fighters of Nippon Professional Baseball for the 2013 season, where he led NPB’s Pacific League with 31 home runs.



LANSING LUGNUTS

MIDWEST LEAGUE (A)



MARTIN, Cesar — Manager

- 2017 will be his 3rd as manager and first with Lansing (A)... Was the Gulf Coast (Rookie) manager from 2015-16... In his initial season as a manager, led the GCL club to a Northwest Division title... Lost the GCL Championship 2-0 to the GCL Red Sox... Spent 2014 as Bluefield Hitting Coach... Spent 2003-13 with the DSL team, starting as a coach before taking over managerial duties in final seasons in the Dominican... In 2013 he led the DSL to a 41-29 record.
- Signed with the Blue Jays as a minor league player on July 2nd, 1998... Started his playing career in the DSL in 1999... In 2000 he had his best season hitting .274 in the Dominican with 15 doubles and 52 RBIs... Moved up to Medicine Hat in 2001 and played his final season in Auburn in 2002.

RECORD AS MANAGER

| | W-L | PCT |
|---------------|-------|------|
| CAREER TOTALS | 72-36 | .667 |



COLLAZO, Willie — Pitching Coach

- Became a full time coach in 2014 after serving as a player/coach in 2013 with the Gulf Coast entry... Moves up to Lansing after a season with Vancouver (2016) and two with the Gulf Coast club (2014-15).
- A 10th round pick by Atlanta in the 2001 player draft, reached the Major Leagues in 2007 with the Mets making six relief appearances (0-0, 6.35 ERA)... In 12 seasons in the minors, including his last three in the Blue Jays organization, appeared in 368 games, making 100 starts and posting 55-54 record with 13 saves and an ERA of 4.00.



MURPHY, Donny — Hitting Coach

- Returns for a second season as Lansing hitting coach following a 14-year professional career... Was drafted by Kansas City in the 5th round of the 2002 MLB First Year Player Draft.
- Spent time in the Kansas City, Oakland, Miami, Chicago (NL), Texas, Cincinnati, Atlanta and Milwaukee systems before retiring in 2015.
- Made his Major League debut September 18, 2004 while with Kansas City... In 335 career Major League games hit .212 with 33 home runs and 119 RBI.



SCHAEFFER, Chris — Position Coach

- Makes his coaching debut as Position Coach with Lansing following the completion of a five-year catching career, all in the Blue Jays system.
- Signed as a non-drafted free agent in 2011, Schaeffer batted .226 in 103 career games... Reached New Hampshire (AA) in 2013.



BIOGRAPHIES

LAST SEASON

HISTORY

RECORDS

OPPONENTS

PLAYER DEV.

MEDIA & MISC.





MILLER, Rich — Manager

- Enters his 35th season in baseball as a player or coach... His extensive background in coaching began as a player/coach for the Jackson Mets in the Texas League in 1979... Overall has managed seven seasons in the minors posting a 343-292 (.540) record, earning South Atlantic League Manager of the Year in 1984... Managed six seasons from 1981-87 and served as interim manager in Rochester during the 2005 season... Was with the Mets organization through 2003 before joining the Twins in 2004... Served as a Hitting Instructor, Roving Minor League Outfield and Basurunning Coach prior to accepting same role with the Blue Jays in 2010... Spent 2013 as a Senior Roving Instructor for the Blue Jays minor league affiliates and now returns for a 7th season in the Blue Jays organization... Will manage the Vancouver Canadians (Short-A) in 2017 after three seasons as Senior Advisor, Player Development.



RECORD AS MANAGER

| | W-L | PCT |
|---------------|---------|------|
| CAREER TOTALS | 238-177 | .574 |

CZAJKOWSKI, Jim — Pitching Coach

- Spent 15 seasons in the Braves organization... During his 11 seasons as a pitching coach in the system, did so with only two clubs, Danville and Rome... Joined the Blue Jays in 2011 and will serve as pitching coach for a 7th season, five in Vancouver, one in New Hampshire and one in Dunedin.
- In his only season in the Major Leagues, appeared in five games for Colorado in their inaugural season... Was a three-time All-Star in the minors over 12 seasons... Was a member of six organizations, including Atlanta, Pittsburgh, Milwaukee, Chicago Cubs, Colorado and Toronto.



PANO, Dave — Hitting Coach

- Led St. Petersburg Junior College to the Sun Coast Conference title in both the 2001 and 2002 seasons... Made his professional debut, joining the Blue Jays organization as a coach with Auburn (A) of the New York-Penn League in 2002 and remained through 2004... Managed Pulaski (R) in 2005-06, then spent 2007 as hitting coach with the Gulf Coast Blue Jays... In 2008 managed the Gulf Coast entry... Served as the hitting coach of the Gulf Coast Blue Jays from 2009-2010... 2016 will represent his 16th season with the Blue Jays and his 7th with Vancouver.



RECORD AS MANAGER

| | W-L | PCT |
|---------------|-------|------|
| CAREER TOTALS | 95-98 | .492 |

BIOGRAPHIES

LAST SEASON

HISTORY

RECORDS

OPPONENTS

PLAYER DEV.

MEDIA & MISC.



GULF COAST BLUE JAYS

GULF COAST LEAGUE (RK)



HURTADO, Luis — Manager

- Makes his coaching debut as Manager with the Gulf Coast entry, following a lengthy catching career.
- Spent seven seasons in the Blue Jays system, reaching AAA (Las Vegas) in 2011-12... Posted a .229 average in 129 career games.



RINCON, Juan — Pitching Coach

- Returns for a second season with the Gulf Coast team as Pitching Coach following an 18-year career... Was signed by the Minnesota Twins as an amateur free agent in 1996.
- Made his Major League debut with MIN June 7, 2001 vs. CLE, tossing one scoreless inning... Appeared in 444 Major League games (3-GS), finishing his career with a 4.03 ERA with an opposition average of .250.
- Represented Venezuela at the 2013 World Baseball Classic.



ELLIOTT, Paul — Hitting Coach

- Was a coach for the Australian National Team in the 2004 Olympics, 2006 World Baseball Classic, 2006 Intercontinental Cup, 2007 Baseball World Cup and 2009 World Baseball Classic... Joined the Blue Jays organization in 1996 as a coach for the Medicine Hat Blue Jays... Has coached in the Blue Jays system since that time including Dunedin, New Hampshire, Gulf Coast and Bluefield.
- Played with the Australian Senior baseball team in Korea, Japan, the Philippines, Taiwan and Holland from 1984 to 1987.



RECORD AS MANAGER

| | W-L | PCT |
|----------------------|------------|------------|
| CAREER TOTALS | 200-233 | .462 |

BIographies

LAST SEASON

HISTORY

RECORDS

OPPONENTS

PLAYER DEV.

MEDIA & MISC.





HOLMBERG, Dennis — Manager

- Has been with the Blue Jays for all but one of his 39 seasons as a coach or manager... Has led his teams to a post-season berth on 10 occasions, including six of the nine at Auburn... Culminated with a championship at Auburn in 2007, his first... Led Dunedin towards FSL record 53-14 in the first half of 1990 season (.791 winning percentage was also league record for a half season)... Made his Major League debut as the Bullpen Coach with Toronto in 1994 and 1995... In 2003, Auburn posted a record of 56-18 which fell just two wins short of the best mark in the history of the New York Penn League... Managed the Blue Jays new entry at Bluefield in the Appalachian League in 2011 to a playoff berth with a 40-28 mark... Picked up his first Manager of the Year award for his efforts... Was inducted into the Columbus, GA Sports Hall of Fame on February 21, 2015... Returns to Bluefield for a 7th consecutive season.
- Was drafted by the Brewers in the 5th round in 1970... Played eight seasons in the minors... Played every position except first base, also pitched in three games... On February 21, 2015 was inducted into the Chattahoochee Valley Sports Hall of Fame.



RECORD AS MANAGER

| | W-L | PCT |
|---------------|-----------|------|
| CAREER TOTALS | 1443-1354 | .516 |

CACERES, Antonio Gonzalez — Pitching Coach

- Began his coaching career as the Pitching Coach with the Blue Jays of the Dominican Summer League in 2001... Led an Auburn club to a league lead in strikeouts and finished second in ERA in 2006... Returns for his 18th year coaching in the Blue Jays organization... Will be his 7th with Bluefield.
- Signed as a non-drafted free agent by the Blue Jays on February 2, 1995... Played four seasons in the minor leagues (1995-1998), all within the Blue Jays organization.



VILLALOBOS, Carlos — Hitting Coach

- Will be his first season as hitting coach with the Gulf Coast team after three with the Dominican Summer League squad.
- Played 14 seasons in the minor leagues and two in Taiwan, including stops in the Dominican Republic, USA, Mexico, Taiwan, Colombia and Italy... Posted a .289 average in seven seasons in the minors with 58 home runs in 703 games with a career-high 18 for Jacksonville (AA) in 1998... Spent five seasons at the AAA level.



BIOGRAPHIES

LAST SEASON

HISTORY

RECORDS

OPPONENTS

PLAYER DEV.

MEDIA & MISC.



2017 MINOR LEAGUE PLAYERS

AS OF MARCH 1, 2017

MINOR LEAGUE PLAYER STATS CAN BE FOUND AT: BLUEJAYSPRESSBOX.COM

| PLAYER | D.O.B. | AGE | BIRTHPLACE | ST. | CTRY. | POS |
|---------------------|------------|-----|------------------|-----|-------|--------|
| Abbadessa, Dom | 12/8/1997 | 19 | Huntington Beach | CA | USA | OF |
| Abel, Nathaniel | 11/2/1992 | 23 | Haymarket | VA | USA | LHP |
| Aleton, Wilfri | 11/18/1995 | 20 | La Romana | | DR | LHP |
| Alicea, Angel | 8/29/1994 | 22 | Santa Isabel | | PR | RHP |
| Allen, Brad | 3/26/1989 | 26 | Geneva | IL | USA | RHP |
| Almonte, Joshua | 1/28/1994 | 21 | Wasley Chapel | FL | USA | OF |
| Anderson, Jacob | 11/22/1992 | 23 | Chino | CA | USA | OF |
| Atkinson, Justin | 7/24/1993 | 22 | Surrey | BC | CAN | INF/OF |
| Attaway, Aaron | 3/6/1992 | 23 | Glen Alpine | NC | USA | INF |
| Barnett, Hunter | 8/13/1994 | 21 | LaGrange | NC | USA | LHP |
| Barreto, Deiferson | 5/19/1995 | 20 | Turnero | | VEN | INF |
| Bautista, Juan | 12/26/1995 | 20 | Santo Domingo | | DR | RHP |
| Bergen, Travis | 10/8/1993 | 22 | McDonough | GA | USA | LHP |
| Bichette, Bo | 3/5/1988 | 18 | Orlando | FL | USA | INF |
| Biggio, Cavan | 4/11/1995 | 21 | Houston | TX | USA | INF |
| Bohorquez, Alfredo | 6/19/1990 | 26 | Maracaibo | | VEN | INF |
| Bouchey, Brayden | 9/20/1995 | 21 | Richmond | BC | CAN | RHP |
| Briceno, Jose | 10/14/1997 | 18 | Barquisimeto | | VEN | OF |
| Brito, Oscar | 12/25/1995 | 21 | San Cristobal | | DR | RHP |
| Buelens, Sam | 12/27/1995 | 20 | Antwerpen | | BEL | OF |
| Burgos, Miguel | 6/16/1995 | 20 | Valencia | | VEN | LHP |
| Cardenas, JC | 6/27/1994 | 21 | Miami | FL | USA | INF |
| Cardona, Adonys | 1/16/1994 | 22 | Caracas | | VEN | RHP |
| Carkuff, Jared | 8/25/1993 | 23 | Homewood | AL | USA | RHP |
| Carroll, George | 4/17/1988 | 28 | Bayside | NY | USA | C |
| Case, Andrew | 1/6/1993 | 23 | Saint John | NB | CAN | RHP |
| Castillo, Maximo | 5/4/1999 | 16 | Caracas | | VEN | RHP |
| Cole, Taylor | 8/20/1989 | 27 | Simi Valley | CA | USA | RHP |
| Colman, Jesus | 3/11/1998 | 18 | Cabimas | | VEN | RHP |
| Concepcion, Ronald | 4/19/1997 | 18 | Santo Domingo | | DR | SS |
| Conner, Seth | 1/29/1992 | 23 | Rogersville | MO | USA | C |
| Contreras, McGregor | 8/30/1998 | 17 | Tucacas | | VEN | OF |
| Cook, Ryan | 5/4/1993 | 22 | Virginia Beach | VA | USA | RHP |
| Cox, Christian | 4/22/1992 | 23 | Aberdeen | SD | USA | LHP |
| Cuevas, Adams | 2/2/1996 | 19 | Santo Domingo | | DR | RHP |
| Daniels, DJ | 12/17/1997 | 19 | Wilson | NC | USA | OF |
| Davis, D.J. | 7/25/1994 | 21 | Wiggins | MS | USA | OF |
| Davis, Jonathan | 5/12/1992 | 23 | Camden | AR | USA | OF |
| Dawson, Shane | 9/9/1993 | 22 | Drayton Valley | AB | CAN | LHP |
| De La Cruz, Michael | 5/15/1993 | 22 | Tamboril | | DR | C |
| De Los Santos, Luis | 6/9/1998 | 17 | Santo Domingo | | DR | OF |
| DeGraaf, Josh | 1/28/1993 | 22 | Morris | IL | USA | RHP |
| Dean, Matt | 12/22/1992 | 24 | Edmond | OK | USA | INF |
| Deramo, Andrew | 5/26/1995 | 21 | Panama City | FL | USA | RHP |
| Diaz, Denis | 11/20/1994 | 21 | Tegucigalpa | | HON | RHP |
| Diaz, Jonathan | 4/10/1985 | 31 | Miami Beach | FL | USA | INF |
| Diaz, Yennsy | 11/15/1996 | 19 | Azua | | DR | RHP |
| Dominguez, Jose | 2/21/1996 | 19 | Hermosillo | | MEX | RHP |
| Durand, Taylor | 1/24/1994 | 23 | Oak Ridge | TN | USA | LHP |
| Ellenbest, Mike | 8/20/1994 | 22 | Parma | OH | USA | RHP |
| Eller, Connor | 1/23/1994 | | | | | |
| Encina, Geno | 7/7/1994 | 21 | San Antonio | TX | USA | RHP |
| Espada, Jose | 2/22/1997 | 18 | Coamo | | PR | RHP |
| Espinal, Joel | 8/15/1996 | 19 | Moncion | | DR | RHP |
| Estevez, Mike | 9/27/1992 | 23 | Tampa | FL | USA | RHP |



| PLAYER | D.O.B. | AGE | BIRTHPLACE | ST. | CTRY. | POS |
|----------------------|------------|-----|-------------------------|-----|-------|--------|
| Estevez, Yeison | 4/29/1996 | 19 | Peravia | | DR | SS |
| Eveld, Jr., Bobby | 12/4/1991 | 25 | Lutz | FL | USA | RHP |
| Fernandez, Jose | 2/13/1993 | 22 | Mao | | DR | LHP |
| Fields, Roemon | 11/28/1990 | 26 | Seattle | WA | USA | OF |
| Figuerero, Victor | 5/24/1997 | 18 | Santo Domingo | | DR | OF |
| Fisk, Conor | 4/4/1992 | 23 | Brown Deer | WI | USA | RHP |
| Fuentes, Antony | 9/26/1995 | 20 | Puerto La Cruz | | VEN | C |
| Gabryszewski, Jeremy | 3/16/1993 | 22 | Crosby | TX | USA | RHP |
| Galindo, Alvaro | 2/25/1998 | 17 | Bogotá | | COL | RHP |
| Galva, Claudio | 10/9/1996 | 20 | Santo Domingo | | DR | LHP |
| Glaude, Griffin | 4/6/1992 | 23 | Beebe | AR | USA | RHP |
| Gold, Ryan | 10/10/1997 | 19 | LaHabra | CA | USA | C |
| Gonzalez, Estevan | 1/15/1992 | 24 | Santa Monica | CA | USA | LHP |
| Green, Anderson | 1/2/1997 | 19 | La Romana | | DR | SS |
| Gudino, Yeltsin | 1/17/1997 | 19 | Maracay | | VEN | INF |
| Guerra, Andres | 6/3/1997 | 18 | Naguanagua | | VEN | C |
| Guerrero, Emilio | 8/21/1992 | 23 | San Pedro de Macoris | | DR | INF |
| Guerrero, Vladimir | 3/16/1999 | 16 | Nizao | | DR | OF |
| Guillotte, Andrew | 3/30/1993 | 22 | Lake Charles | LA | USA | OF |
| Gutierrez, Osman | 12/15/1994 | 21 | Leon | | NIC | RHP |
| Guzman, Sterling | 2/2/1998 | 17 | Santo Domingo | | DR | SS |
| Hall, Chris | 1/27/1994 | 23 | Evanston | IL | USA | RHP |
| Harris, David | 8/10/1991 | 24 | Houston | TX | USA | INF/OF |
| Harris, Jon | 10/16/1993 | 22 | Florissant | MO | USA | RHP |
| Hartman, Nick | 10/24/1994 | 22 | Houston | TX | USA | RHP |
| Heidt, Gunnar | 9/12/1992 | 23 | Myrtle Beach | SC | USA | INF/OF |
| Henriquez, Tommy | 7/31/1995 | 20 | La Vega | | DR | RHP |
| Herdenez, Yonardo | 9/20/1995 | 20 | Maracay | | VEN | RHP |
| Hernandez, Javier | 7/21/1996 | 19 | Maracay | | VEN | C |
| Higuera, Juliandry | 9/6/1994 | 21 | Bella Vista | | VEN | LHP |
| Hissey, Ryan | 4/8/1994 | 21 | West Chester | PA | USA | C |
| Holmes, Stuart | 1/5/1993 | 23 | Vanceleave | MS | USA | LHP |
| Hosterman, Travis | 8/19/1998 | 18 | Oviedo | FL | USA | LHP |
| Huffman, Grayson | 5/6/1995 | 20 | Willow Park | TX | USA | LHP |
| Isaacs, Dusty | 8/7/1991 | 24 | Atlanta | GA | USA | RHP |
| Jackson, Zach | 12/25/1994 | 22 | Berryhill | OK | USA | RHP |
| Jacob, David | 6/19/1995 | 21 | Springfield | IL | USA | INF |
| Jimenez, Dany | 12/23/1993 | 22 | San Cristobal | | DR | RHP |
| Jones, Bradley | 6/12/1995 | 21 | Greenville | SC | USA | INF |
| Jones, Lance | 11/10/1992 | 23 | Benton | LA | USA | OF |
| Jose, Kelyn | 5/19/1995 | 20 | Nagua | | DR | LHP |
| Kelly, Juan | 7/16/1994 | 21 | Santo Domingo Este | | DR | C |
| Kelly, Yhordegny | 3/5/1997 | 18 | Santo Domingo | | DR | OF |
| Knight, Nash | 9/20/1992 | 23 | Oak Point | TX | USA | INF |
| La Prise, John | 8/24/1993 | 22 | Merrimack | NH | USA | INF |
| Leblebajian, Jason | 5/13/1991 | 24 | Arlington Heights | IL | USA | INF |
| Lietz, Daniel | 6/1/1994 | 21 | Chicago Heights | IL | USA | LHP |
| Lizardo, Bryan | 7/26/1997 | 18 | Santiago de los cabello | | DR | INF |
| Lopes, Christian | 10/1/1992 | 23 | Eastvale | CA | USA | INF |
| Lopes, Timmy | 6/24/1994 | 22 | Los Angeles | CA | USA | INF |
| Loveless, Derrick | 3/7/1993 | 22 | Solon | IA | USA | RF |
| Lowery, Jackson | 7/23/1992 | 23 | Little Rock | AR | USA | RHP |
| Maese, Justin | 10/24/1996 | 19 | El Paso | TX | USA | RHP |
| Manzueta, Danilo | 1/18/1997 | 20 | Montecristi | | DR | RHP |
| May, Kalik | 10/5/1992 | 23 | Northport | AL | USA | OF |
| McBroom, Ryan | 4/9/1992 | 23 | Spotsylvania | VA | USA | INF |
| McClelland, Jackson | 7/19/1994 | 21 | Cherry Valley | CA | USA | RHP |
| McFarland, Blake | 2/28/1988 | 28 | San Jose | CA | USA | RHP |
| McKnight, DJ | 1/29/1994 | 21 | Madison | FL | USA | OF |
| McKown, Mitch | 5/21/1996 | 20 | Sanford | FL | USA | RHP |
| Mendoza, Luis | 10/4/1995 | 20 | Maracay | | VEN | RHP |



| PLAYER | D.O.B. | AGE | BIRTHPLACE | ST. | CTRY. | POS |
|----------------------|------------|-----|----------------------|-----|-------|-----|
| Metzler, Ryan | 3/20/1993 | 22 | Glen Burnie | MD | USA | INF |
| Meza, Juan | 2/4/1998 | 17 | Barinas | | VEN | RHP |
| Molina, Jonelvy | 3/18/1997 | 18 | Bonao | | DR | C |
| Monzon, Javier | 2/6/1993 | 24 | La Habana | | CUBA | INF |
| Morgan, Matt | 1/27/1996 | 19 | Thorsby | AL | USA | C |
| Moritz, Daniel | 7/5/1994 | 22 | Orlando | FL | USA | LHP |
| Murphy, Patrick | 6/10/1995 | 20 | Chandler | AZ | USA | RHP |
| Navarro, Jesus | 1/13/1998 | 18 | San Pedro De Macoris | | DR | SS |
| Nay, Mitch | 9/20/1993 | 22 | Chandler | AZ | USA | INF |
| Nova, Jose | 4/6/1995 | 20 | Azua | | DR | LHP |
| Noyalis, Gabriel | 11/17/1991 | 24 | Williamsport | PA | USA | RHP |
| Nunez, Anderson | 12/23/1997 | 19 | Esperanza | | DR | RHP |
| Nunez, Juan | 1/23/1996 | 19 | Santo Domingo | | DR | RHP |
| O'Brien, Cameron | 8/9/1992 | 24 | New York | NY | USA | C |
| Obeso, Norberto | 7/9/1995 | 20 | Los Mochis | | MEX | INF |
| Olander, Tyler | 7/9/1992 | 24 | Mansfield | CT | USA | LHP |
| Olivares, Edward | 3/6/1996 | 19 | Barlovento | | VEN | INF |
| Opitz, Shane | 1/10/1992 | 24 | Centennial | CO | USA | INF |
| Orozco, Rodrigo | 4/2/1995 | 20 | Tocumen | | PAN | INF |
| Ouellette, William | 6/30/1993 | 23 | Fullerton | CA | USA | RHP |
| Ovando, Aldo | 4/6/1997 | 19 | San Pedro De Macoris | | DR | OF |
| Palacios, Joshua | 7/30/1995 | 21 | Brooklyn | NY | USA | OF |
| Panas, Connor | 2/11/1993 | 22 | Etobicoke | ON | CAN | OF |
| Parmley, Ian | 12/19/1989 | 26 | Shohomish | WA | USA | OF |
| Pascual, Orlando | 11/7/1995 | 20 | San Pedro De Macoris | | DR | RHP |
| Pentecost, Max | 3/10/1993 | 22 | St. Pete Beach | FL | USA | C |
| Perdomo, Angel | 5/7/1994 | 21 | San Cristobal | | DR | LHP |
| Pondler, Randy | 11/8/1996 | 20 | Laguna De Perlas | | NIC | LHP |
| Pruitt, Reggie | 5/7/1997 | 18 | Kennesaw | GA | USA | OF |
| Ramirez, Carlos | 4/24/1991 | 24 | Santo Domingo Oeste | | DR | LHP |
| Ravel, Andy | 10/12/1994 | 22 | Reading | PA | USA | RHP |
| Reeves, Michael | 9/16/1990 | 25 | Peterborough | ON | CAN | C |
| Reid-Foley, Sean | 8/30/1995 | 20 | Jacksonville | FL | USA | RHP |
| Reyes, Emmanuel | 12/14/1997 | 19 | Santo Domingo | | DR | LHP |
| Reyes, Meliton | 7/31/1997 | 19 | Agaduce | | PAN | RHP |
| Rios, Francisco | 5/6/1995 | 20 | Monclova | | MEX | RHP |
| Robson, Thomas | 6/27/1993 | 22 | White Rock | BC | CAN | RHP |
| Rodriguez, Carlos | 1/29/1995 | 20 | Santa Rosa | | VEN | LHP |
| Rodriguez, Dalton | 8/20/1996 | 19 | Mexicali | | MEX | RHP |
| Rodriguez, Francisco | 9/22/1994 | 21 | San Cristobal | | DR | RHP |
| Rodriguez, Freddy | 11/15/1996 | 19 | San Diego | | VEN | OF |
| Rodriguez, Yorman | 7/23/1997 | 18 | Maracay | | VEN | C |
| Romanin, Mattingly | 2/27/1993 | 22 | Burlington | ON | CAN | INF |
| Romano, Jordan | 4/21/1993 | 22 | Markham | ON | CAN | RHP |
| Rosario, Jairo | 10/21/1993 | 22 | Santo Domingo Oeste | | DR | RHP |
| Rowley, Chris | 8/14/1990 | 26 | Atlanta | GA | USA | RHP |
| Sanchez, Luis | 2/20/1994 | 21 | Sabana Grande | | DR | RHP |
| Santos, Luis | 2/1/1991 | 24 | Bonao | | DR | RHP |
| Saucedo, Tayler | 6/18/1993 | 22 | Maple Valley | WA | USA | LHP |
| Severino, Jesus | 6/11/1997 | 18 | San Cristobal | | DR | INF |
| Shafer, Justin | 9/18/1992 | 23 | Lake Wales | FL | USA | RHP |
| Silva, Elio | 8/21/1995 | 20 | Maracay | | VEN | LHP |
| Sinay, Nick | 11/4/1993 | 22 | Syracuse | NY | USA | OF |
| Smith, Evan | 8/17/1995 | 20 | Semmes | AL | USA | LHP |
| Smith, Murphy | 8/25/1987 | 28 | Tempe | AZ | USA | RHP |
| Smith, Ridge | 4/26/1995 | 21 | Cordova | TN | USA | C |
| Snead, Kirby | 10/7/1994 | 22 | Gainesville | FL | USA | LHP |
| Sotillo, Andres | 12/28/1993 | 22 | Tucupita | | VEN | C |
| Spiwak, Owen | 5/23/1995 | 20 | Mississauga | ON | CAN | C |
| Stilson, John | 7/28/1990 | 25 | Texarkana | TX | USA | RHP |
| Suriel, Startyn | 11/17/1993 | 22 | Bonao | | DR | RHP |
| Tabata, Jose | 8/12/1988 | 28 | Anzoategui | | VEN | OF |
| Theran, Jose | 6/2/1998 | 18 | Cartagena | | COL | INF |



| PLAYER | D.O.B. | AGE | BIRTHPLACE | ST. | CTRY. | POS |
|---------------------|------------|-----|-------------------|-----|-------|-----|
| Thomas, Jake | 7/21/1993 | 22 | Merrick | NY | USA | OF |
| Thomas, Lane | 8/23/1995 | 20 | Knoxville | TN | USA | INF |
| Ventura, Ruben | 12/8/1994 | 21 | Puerto Plata | DR | | RHP |
| Vicuna, Kevin | 1/14/1998 | 18 | Puerto De La Cruz | | VEN | SS |
| Villegas, Kender | 6/8/1993 | 23 | Caracas | | VEN | RHP |
| Walby, Philip | 7/24/1992 | 24 | Detroit | MI | USA | RHP |
| Wandling, Jonathon | 5/28/1992 | 23 | Evansville | IN | USA | RHP |
| Weatherly, Kyle | 10/3/1994 | 22 | Garland | TX | USA | RHP |
| Wellman, Brett | 11/22/1991 | 25 | Chattanooga | TN | USA | C |
| Williams, Christian | 9/14/1994 | 21 | Fort Pierce | FL | USA | INF |
| Winckowski, Josh | 6/28/1998 | 18 | Ft. Myers | FL | USA | RHP |
| Wise, Carl | 5/25/1994 | 21 | West Columbia | SC | USA | INF |
| Woodman, J.B. | 12/13/1994 | 22 | Orlando | FL | USA | OF |
| Young, Chavez | 8/8/1997 | 19 | Free Port | | BAH | OF |
| Young, Danny | 5/27/1994 | 21 | Boca Raton | FL | USA | LHP |
| Zeuch, TJ | 8/1/1995 | 21 | Cincinnati | OH | USA | RHP |

FIRST YEAR PLAYER DRAFT, 1ST ROUND SELECTIONS

| | | | |
|------|--------------------------|------|---------------------------|
| 1977 | Tom Goffena-SS, #25 | 1997 | Vernon Wells-OF, #5 |
| 1978 | Lloyd Moseby-OF, #2 | 1998 | Felipe Lopez-SS, #8 |
| 1979 | Jay Schroeder-C, #3 | 1999 | Alexis Rios-OF, #19 |
| 1980 | Garry Harris-SS, #2 | 2000 | Miguel Negron-OF, #18 |
| 1981 | Matt Williams-RHP, #5 | 2001 | Gabe Gross-OF, #15 |
| 1982 | Augie Schmidt-SS, #2 | 2002 | Russ Adams-SS, #14 |
| 1983 | Matt Stark-C, #9 | 2003 | Aaron Hill-SS, #13 |
| 1984 | Dane Johnson-RHP, #46 | 2004 | David Purcey-LHP, #16 |
| 1985 | Greg David-OF, #25 | 2005 | Ricky Romero-LHP, #6 |
| 1986 | Earl Sanders-RHP, #25 | 2006 | Travis Snider-OF, #14 |
| 1987 | Alex Sanchez-RHP, #17 | 2007 | Kevin Ahrens-INF, #16 |
| 1988 | Ed Sprague-3B, #25 | 2008 | David Cooper-1B, #17 |
| 1989 | Eddie Zosky-SS, #19 | 2009 | Chad Jenkins-RHP, #20 |
| 1990 | Steve Karsay-RHP, #22 | 2010 | Deck McGuire-RHP, #11 |
| 1991 | Shawn Green-OF, #16 | 2011 | Tyler Beede-RHP, #21 |
| 1992 | Shannon Stewart-OF, #19 | 2012 | DJ Davis-OF, #17 |
| 1993 | Chris Carpenter-RHP, #15 | 2013 | Phillip Bickford-RHP, #10 |
| 1994 | Kevin Witt-INF, #28 | 2014 | Jeff Hoffman-RHP, #9 |
| 1995 | Roy Halladay-RHP, #17 | 2015 | Jon Harris-RHP, #29 |
| 1996 | Billy Koch-RHP, #4 | 2016 | TJ Zeuch-RHP, #21 |

2017 ORGANIZATIONAL COMPOSITE SCHEDULE

BIographies

LAST SEASON

HISTORY

RECORDS

OPPONENTS

PLAYER DEV.

MEDIA & MISC.

APRIL 2017

| | SUN | MON | TUE | WED | THU | FRI | SAT 1 |
|--|----------------------------------|------------------------------------|-----------------------------|-----------------------------|--|------------------------------|---------------------------------------|
| TOR BUF NH DUN LAN VAN BLU GC | | | | | | | |
| | 2 | 3 | 4 | 5 | 6 | 7 | 8 |
| TOR BUF NH DUN LAN VAN BLU GC | | @ BAL | OFF DAY | @ BAL | @ TB SWB BIN | @ TB SWB BIN | @ TB SWB BIN |
| | 9 | 10 | 11 | 12 | 13 | 14 | 15 |
| TOR BUF NH DUN LAN VAN BLU GC | @ TB SWB BIN CLR | OFF DAY ROC REA FLA | MIL ROC REA FLA | MIL ROC REA FLA | BAL ROC HFD JUP | BAL HFD JUP | BAL HFD JUP |
| | 16 | 17 | 18 | 19 | 20 | 21 | 22 |
| TOR BUF NH DUN LAN VAN BLU GC | BAL @ SWB OFF DAY | OFF DAY @ TRN OFF DAY | BOS NOR OFF DAY | BOS NOR OFF DAY | BOS NOR OFF DAY | @ LAA COL FTM | @ LAA COL FTM |
| | 23 | 24 | 25 | 26 | 27 | 28 | 29 |
| TOR BUF NH DUN LAN VAN BLU GC | @ LAA COL HFD FTM BG | @ LAA OFF DAY TRN OFF DAY | @ STL NOR @ CHA SB | @ STL NOR @ CHA SB | @ STL NOR OFF DAY @ CHA SB | TB @ DUR @ FTM @ BG | TB @ DUR @ BIN @ FTM @ BG |

MAY 2017

| | SUN APRIL 30 | MON 1 | TUE 2 | WED 3 | THU 4 | FRI 5 | SAT 6 |
|--|--|---|---------------------------------------|---------------------------------------|--------------------------------------|--|--|
| TOR BUF NH DUN LAN VAN BLU GC | TB @ DUR @ BIN @ FTM @ BG | @ NYY OFF DAY @ REA TAM OFF DAY | @ NYY ROC @ REA TAM PEO | @ NYY ROC @ REA TAM PEO | OFF DAY ROC BIN TAM BUR | @ TB LHV BIN @ BRD BUR | @ TB LHV BIN @ BRD BUR |
| | 7 | 8 | 9 | 10 | 11 | 12 | 13 |
| TOR BUF NH DUN LAN VAN BLU GC | @ TB LHV BIN @ BRD BUR | CLE @ SYR @ HFD TAM @ CLI | CLE @ SYR @ HFD TAM @ CLI | CLE @ SYR @ HFD TAM @ CLI | SEA @ LHV @ ALT DAY @ KC | SEA @ LHV @ ALT DAY @ KC | SEA @ LHV @ ALT DAY @ KC |
| | 14 | 15 | 16 | 17 | 18 | 19 | 20 |
| TOR BUF NH DUN LAN VAN BLU GC | SEA @ LHV @ ALT OFF DAY | ATL SYR OFF DAY FW | ATL SYR TRN CHA FW | ATL SYR TRN CHA FW | @ ATL SYR TRN CHA @ SB | @ BAL PAW @ REA @ STL @ SB | @ BAL PAW @ REA @ STL @ SB |
| | 21 | 22 | 23 | 24 | 25 | 26 | 27 |
| TOR BUF NH DUN LAN VAN BLU GC | @ BAL PAW @ REA @ STL @ SB | OFF DAY @ LHV POR FTM LC | @ MIL GWN POR FTM LC | @ MIL GWN POR FTM LC | OFF DAY @ GWN POR FTM LC | TEX @ CHA REA @ LAK GL | TEX @ CHA REA @ LAK GL |
| | 28 | 29 | 30 | 31 | | | |
| TOR BUF NH DUN LAN VAN BLU GC | TEX @ CHA REA @ LAK GL | CIN @ CHA REA OFF DAY GL | CIN @ HAR @ JUP @ LC | CIN TOL @ HAR @ JUP @ LC | | | |

JUNE 2017

| | SUN | MON | TUE | WED | THU 1 | FRI 2 | SAT 3 |
|--|---|--|--|--|--|---|---|
| TOR BUF NH DUN LAN VAN BLU GC | | | | | | | |
| | 4 | 5 | 6 | 7 | 8 | 9 | 10 |
| TOR BUF NH DUN LAN VAN BLU GC | NYY @ SEA OFF DAY @ WM | @ OAK @ LHV OFF DAY OFF DAY | @ OAK @ LHV OFF DAY DAY | @ OAK @ LHV OFF DAY DAY | OFF DAY @ PAW OFF DAY DAY | @ SEA @ PAW @ A.S. Break @ FW | @ SEA @ PAW @ HFD @ BRD @ BRD @ FW |
| | 11 | 12 | 13 | 14 | 15 | 16 | 17 |
| TOR BUF NH DUN LAN VAN BLU GC | @ SEA @ PAW AKR @ FW | OFF DAY OFF DAY @ PMB @ FW | TB LHV @ RIC @ PMB @ SB | TB LHV @ RIC @ PMB @ SB | OFF DAY LHV @ RIC @ PMB @ SB | CWS SWB @ BOW A.S. Break WM @ EUG | CWS SWB @ BOW A.S. Break WM @ EUG |
| | 18 | 19 | 20 | 21 | 22 | 23 | 24 |
| TOR BUF NH DUN LAN VAN BLU GC | CWS @ BOW A.S. Break @ EUG | @ TEX SWB OFF DAY A.S. Break @ EUG | @ TEX ROC LAK @ EUG | @ TEX ROC LAK @ EUG | @ TEX SYR HAR @ TAM @ WM EVE @ GRN | @ TEX SYR BIN @ TAM @ WM EVE @ GRN | @ KC @ SYR BIN @ TAM @ WM SPO @ GRN |
| | 25 | 26 | 27 | 28 | 29 | 30 | |
| TOR BUF NH DUN LAN VAN BLU GC | @ KC @ SYR BIN @ TAM SPO BUR | OFF DAY ROC @ POR OFF DAY @ EVE DET W | BAL ROC @ POR @ BRD @ EVE BUR | BAL ROC @ POR @ BRD @ EVE PUL @ NY W | BAL ROC @ POR @ BRD @ EVE PUL NY W | BOS SYR TRN DAY @ SB EUG BRS DET E | |

JULY 2017

| | SUN | MON | TUE | WED | THU | FRI | SAT 1 |
|--|--|---|---|--|--|--|---|
| TOR BUF NH DUN LAN VAN BLU GC | | | | | | | |
| | 2 | 3 | 4 | 5 | 6 | 7 | 8 |
| TOR BUF NH DUN LAN VAN BLU GC | BOS SYR TRN DAY @ SB EUG BRS OFF DAY | @ NYY SYR TRN DAY @ SB EUG BRS PIT | @ NYY @ SWB @ POR LAK WM SPO BUR PIT | @ NYY @ SWB @ POR LAK WM SPO BUR ATL | HOU @ SWB @ POR LAK WM SPO BUR ATL | HOU @ SWB @ POR LAK WM SPO PRN NY E | HOU @ PAW @ TRN CLR @ FW @ BOI PRN NY E |
| | 9 | 10 | 11 | 12 | 13 | 14 | 15 |
| TOR BUF NH DUN LAN VAN BLU GC | HOU @ PAW @ TRN CLR @ FW @ BOI PRN OFF DAY | A.S. Break A.S. Break A.S. Break A.S. Break OFF DAY OFF DAY OFF DAY NY W | A.S. Break A.S. Break A.S. Break A.S. Break TAM OFF DAY OFF DAY NY W | A.S. Break A.S. Break A.S. Break A.S. Break TAM OFF DAY OFF DAY DET W | A.S. Break A.S. Break A.S. Break A.S. Break TAM OFF DAY OFF DAY DET W | @ DET SWB POR POR TAM BRD WIS SPO HIL GRN @ PH I | @ DET SWB POR POR TAM BRD WIS SPO HIL GRN @ DAN PH I |
| | 16 | 17 | 18 | 19 | 20 | 21 | 22 |
| TOR BUF NH DUN LAN VAN BLU GC | @ DET SWB POR BRD LAN VAN @ DAN OFF DAY | @ BOS COL POR BRD WIS HIL @ DAN OFF DAY | @ BOS COL REA BRD WIS HIL @ DAN OFF DAY | @ BOS COL REA CLR @ QC HIL @ SK KNG @ PIT | @ BOS COL REA CLR @ QC HIL @ SK KNG @ PIT | @ CLE @ LOU @ TRN LAK @ QC @ SK @ ELZ @ ATL | @ CLE @ LOU @ TRN LAK @ QC @ SK @ ELZ @ ATL |
| | 23 | 24 | 25 | 26 | 27 | 28 | 29 |
| TOR BUF NH DUN LAN VAN BLU GC | @ CLE @ LOU @ TRN LAK @ CR @ SK @ ELZ OFF DAY | OAK DUR POR LAK @ CR @ SK @ BRS @ NY E | OAK DUR POR @ CHA OFF DAY @ TRI @ BRS NY E | OAK DUR POR @ CHA DAY @ TRI @ BRS NY W | OAK DUR POR @ CHA DAY @ TRI @ BRS NY W | LAA LOU @ BIN @ CHA DAY TRI PUL @ DET W | LAA LOU @ BIN @ CHA FLA GL TRI PUL DET W |



AUGUST 2017

| | SUN JULY 30 | MON JULY 31 | TUE 1 | WED 2 | THU 3 | FRI 4 | SAT 5 |
|-----|----------------|----------------|-----------|-----------|-----------|-----------|------------|
| TOR | LAA | @ CWS | @ CWS | @ CWS | OFF DAY | @ HOU | @ HOU |
| BUF | LOU | OFF DAY | @ SWB | @ SWB | @ SWB | LHV | LHV |
| NH | @ BIN | OFF DAY | BOW | BOW | BOW | RIC | RIC |
| DUN | FLA | FLA | FLA | OFF DAY | CHA | CHA | CHA |
| LAN | GL | GL | GL | @ BG | @ BG | @ BG | @ BG |
| VAN | TRI | OFF DAY | ALL STAR | ALL STAR | @ HIL | @ HIL | @ HIL 5:03 |
| BLU | PRN | PRN | BREAK | BREAK | @ PUL | @ PUL | @ PUL |
| GC | OFF DAY | PHI | @ PHI | @ DET E | DET E | PIT | @ PIT |
| | 6 | 7 | 8 | 9 | 10 | 11 | 12 |
| TOR | @ HOU | OFF DAY | NYR | NYR | NYR | PIT | PIT |
| BUF | LHV | @ IND | @ INR | @ IND | @ TOL | @ TOL | @ TOL |
| NH | RIC | OFF DAY | @ AKR | @ AKR | @ AKR | @ ERI | @ ERI |
| DUN | CHA | @ DAY | @ DAY | @ DAY | @ FTM | @ FTM | @ FTM |
| LAN | @ DAY | @ DAY | OFF DAY | OFF DAY | LC | LC | LC |
| VAN | @ HIL | @ HIL | TRI | TRI | TRI | SK | SK |
| BLU | ELZ | ELZ | @ DAN | @ DAN | @ DAN | @ DAN | @ PRN |
| GC | OFF DAY | ATL | @ ATL | NYE | @ NYE | @ NYE W | @ NYE W |
| | 13 | 14 | 15 | 16 | 17 | 18 | 19 |
| TOR | PIT | TB | TB | TB | TB | @ CHC | @ CHC |
| BUF | @ TOL | OFF DAY | IND | IND | IND | GWN | GWN |
| NH | @ ERI | OFF DAY | HFD | HFD | HFD | ALT | ALT |
| DUN | @ FTM | PMB | PMB | PMB | PMB | @ STL | @ STL |
| LAN | LC | @ GL | @ GL | @ GL | @ GL | SB | SB |
| VAN | SK | SK | SK | @ SPO | @ SPO | @ SPO | @ SPO |
| BLU | @ PRN | @ PRN | OFF DAY | JC | JC | DET E | @ DET E |
| GC | OFF DAY | DET W | @ DET W | @ PHI | PHI | DET E | @ DET E |
| | 20 | 21 | 22 | 23 | 24 | 25 | 26 |
| TOR | @ CHC | OFF DAY | @ TB | @ TB | @ TB | MIN | MIN |
| BUF | GWN | @ PAW | @ PAW | @ PAW | @ PAW | ROC | ROC |
| NH | ALT | @ BIN | @ BIN | @ BIN | HFD | HFD | HFD |
| DUN | @ STL | OFF DAY | FLA | FLA | FLA | TAM | TAM |
| LAN | SB | @ GL | @ GL | @ GL | @ GL | FW | FW |
| VAN | EVE | EVE | EVE | @ EVE | @ EVE | BOI | BOI |
| BLU | BUR | BUR | BUR | @ KNG | @ KNG | DAN | DAN |
| GC | OFF DAY | @ PIT | PIT | @ ATL | ATL | PHI | @ PHI |
| | 27 | 28 | 29 | 30 | 31 | | |
| TOR | MIN | BOS | BOS | BOS | @ BAL | | |
| BUF | @ ROC | PAW | PAW | PAW | PAW | HFD | HFD |
| NH | HFD | @ REA | @ REA | @ REA | @ REA | CLR | CLR |
| DUN | TAM | @ FLA | @ FLA | @ FLA | @ CLR | @ CLR | @ CLR |
| LAN | FW | FW | OFF DAY | LC | @ LC | @ LC | @ LC |
| VAN | BOI | BOI | BOI | BOI | OFF DAY | | |
| BLU | DAN | DAN | @ JC | @ JC | @ JC | | |
| GC | OFF DAY | NYE W | @ NYE W | @ DET W | DET W | | |

SEPTEMBER 2017

| | SUN | MON | TUE | WED | THU | FRI 1 | SAT 2 |
|-----|-------------------|-----------|-----------|-----------|-----------|-----------|-----------|
| TOR | | | | | | @ BAL | @ BAL |
| BUF | | | | | | @ SYR | @ SYR |
| NH | | | | | | @ POR | @ POR |
| DUN | | | | | | @ CLR | CLR |
| LAN | | | | | | @ LC | DAY |
| VAN | | | | | | @ TRI | @ TRI |
| BLU | | | | | | @ PHI | PHI |
| GC | | | | | | | |
| | 3 | 4 | 5 | 6 | 7 | 8 | 9 |
| TOR | @ BAL | @ BOS | @ BOS | @ BOS | OFF DAY | DET | DET |
| BUF | @ SYR | @ SYR | | | | | |
| NH | @ POR | @ POR | | | | | |
| DUN | CLR | DAY | MSU | | | | |
| LAN | @ TRI | | | | | | |
| BLU | | | | | | | |
| GC | | | | | | | |
| | 10 | 11 | 12 | 13 | 14 | 15 | 16 |
| TOR | DET | BAL | BAL | BAL | @ MIN | @ MIN | @ MIN |
| BUF | | | | | | | |
| NH | | | | | | | |
| DUN | | | | | | | |
| LAN | | | | | | | |
| VAN | | | | | | | |
| BLU | | | | | | | |
| GC | | | | | | | |
| | 17 | 18 | 19 | 20 | 21 | 22 | 23 |
| TOR | @ MIN | OFF DAY | KC | KC | KC | NYE | NYE |
| BUF | | | | | | | |
| NH | | | | | | | |
| DUN | | | | | | | |
| LAN | | | | | | | |
| VAN | | | | | | | |
| BLU | | | | | | | |
| GC | | | | | | | |
| | 24 / OCT 1 | 25 | 26 | 27 | 28 | 29 | 30 |
| TOR | NYE | @ BOS | @ BOS | @ BOS | OFF DAY | @ NYE | @ NYE |
| BUF | | | | | | | |
| NH | | | | | | | |
| DUN | | | | | | | |
| LAN | | | | | | | |
| VAN | | | | | | | |
| BLU | | | | | | | |
| GC | | | | | | | |
| | 24 / OCT 1 | 25 | 26 | 27 | 28 | 29 | 30 |
| TOR | NYE | @ BOS | @ BOS | @ BOS | OFF DAY | @ NYE | @ NYE |
| BUF | | | | | | | |
| NH | | | | | | | |
| DUN | | | | | | | |
| LAN | | | | | | | |
| VAN | | | | | | | |
| BLU | | | | | | | |
| GC | | | | | | | |

KEY TO ABBREVIATIONS

BUFFALO

| | |
|-----|----------------------------------|
| BUF | BUFFALO BISON |
| CHA | CHARLOTTE KNIGHTS |
| COL | COLUMBUS CLIPPERS |
| DUR | DURHAM BULLS |
| GWN | GWINNETT BRAVES |
| IND | INDIANAPOLIS INDIANS |
| LHV | LEHIGH VALLEY PHOENIX |
| LOU | LOUISVILLE BATS |
| NOR | NORFOLK TIDES |
| PAW | PAWTUCKET RED SOX |
| ROC | ROCHESTER RED WINGS |
| SWB | SCRANTON WILKES-BARRE RAILRIDERS |
| SYR | SYRACUSE CHIEFS |
| TOL | TODDSD MUD HENS |

NEW HAMPSHIRE

| | |
|-----|---------------------------|
| AKR | AKRON RUBBERDUCKS |
| ALT | ALTOONA CURVE |
| BIN | BINGHAMTON METS |
| BOW | BOWIE BAYSOX |
| ERI | ERIC SEAWOLVES |
| HAR | HARRISBURG SENATORS |
| NBR | NEW BRITAIN ROCK CATS |
| NH | NEW HAMPSHIRE FISHER CATS |
| POR | PORTLAND SEA DOGS |
| REA | READING FIGHTIN PHILS |
| RIC | RICHMOND FLYING SQUIRRELS |
| TRN | TRENTON THUNDER |

DUNEDIN

| | |
|-----|-------------------------|
| BRD | BRADENTON MARAUDERS |
| BRE | BREVARD COUNTY MANATEES |
| CHA | CHARLOTTE STONE CRABS |
| CLR | CLEARWATER THRESHERS |
| DAY | DAYTON BASEBALL CLUB |
| DUN | DUNEDIN BLUE JAYS |
| FTM | FORT MYERS MIRACLE |
| JUP | JUPITER HAMMERHEADS |
| LAK | LAKELAND FLYING TIGERS |
| PMB | PALM BEACH CARDINALS |
| STL | ST LUCIE METS |
| TAM | TAMPA YANKEES |

*Palm Beach Cardinals play out of Jupiter Stadium.

LANSING

| | |
|-----|----------------------------|
| BEL | BELOIT SNAPPERS |
| BG | BOWLING GREEN HOT RODS |
| BUR | BURLINGTON BEES |
| CF | CEDAR RAPIDS KERNELS |
| CLI | CLINTON LUMBERKINGS |
| DAY | DAYTON DRAGONS |
| FTW | FORT WAYNE TIN CAPS |
| GL | GREAT LAKES LOONS |
| KC | KANE COUNTY COUGARS |
| LAN | LANSING LIGHTS |
| LC | LAKE COUNTY CAPTAINS |
| PEO | PEORIA CHIEFS |
| QC | QUAD CITY RIVER BANDITS |
| SB | SOUTH BEND CUBS |
| WIS | WISCONSIN TIMBER RATTLETBS |
| WM | WEST MICHIGAN WHITECAPS |

VANCOUVER

| | |
|-----|------------------------|
| BOI | BOISE HAWKS |
| EUG | EUGENE EMERALDS |
| EVE | EVERETT AQUASOX |
| HIL | HILLSBORO HOPS |
| SK | SALEM-KEIZER VOLCANOES |
| SPO | SPOKANE INDIANS |
| TRI | TRI CITY DUST DEVILS |
| VAN | VANCOUVER CANADIANS |

BLUEFIELD

| | |
|-----|------------------------|
| BLU | BLUEFIELD BLUE JAYS |
| BRS | BRISTOL PIRATES |
| BUR | BURLINGTON ROYALS |
| DAN | DANVILLE BOWS |
| ELZ | ELIZABETHTON TWINS |
| GRN | GREENVILLE ASTROS |
| JC | JOHNSON CITY CARDINALS |
| KNG | KINGSPORT METS |
| PRN | PRINCETON RAYS |
| PUL | PULASKI YANKEES |

GULF COAST

| | |
|-----|-----------------------|
| ATL | ATLANTA BRAVES |
| DET | DETROIT TIGERS |
| HOU | HOUSTON ASTROS |
| NYE | NEW YORK YANKEES |
| PIT | PITTSBURGH PIRATES |
| PHI | PHILADELPHIA PHILLIES |
| TOR | TORONTO BLUE JAYS |



TORONTO BLUE JAYS JUNE 2016 FIRST YEAR PLAYER DRAFT

| RD | Pick | PLAYER | SCHOOL | STATE | BIRTHDATE | POS | B | T | H | W | SCOUT |
|----|------|---------------------|-------------------------------|-----------------------|------------|-----|---|---|-------|-----|------------------|
| 1 | 21 | T.J. Zeuch | University of Pittsburgh | Mason, OH | 8/1/1995 | RHP | R | R | 6'7" | 230 | Doug Witt |
| 2 | 57 | J.B. Woodman | University of Mississippi | Orlando, FL | 12/13/1994 | CF | L | R | 6'2" | 205 | Don Norris |
| 2 | 66 | Bo Bichette | Lakewood HS | Tierra Verde, FL | 3/5/1998 | SS | R | R | 6'0" | 200 | Matt Bischoff |
| 3 | 102 | Zach Jackson | U. of Arkansas - Fayetteville | Sand Springs, OK | 12/25/1994 | RHP | R | R | 6'4" | 215 | Dallas Black |
| 4 | 132 | Joshua Palacios | Auburn University | Brooklyn, NY | 7/30/1995 | CF | L | R | 6'2" | 190 | Don Norris |
| 5 | 162 | Cavan Biggie | University of Notre Dame | Houston, TX | 4/11/1995 | 2B | L | R | 6'2" | 190 | Jeff Johnson |
| 6 | 192 | D.J. Daniels | Fike HS | Wilson, NC | 12/17/1997 | CF | R | R | 6'3" | 205 | Chris Kline |
| 7 | 222 | Andy Ravel | Kent State University | Sinking Spring, PA | 10/12/1994 | RHP | R | R | 6'2" | 175 | Coulson Barbiche |
| 8 | 252 | Kyle Weatherly | Grayson County College | Garland, TX | 10/3/1994 | RHP | R | R | 6'4" | 190 | Gerald Turner |
| 9 | 282 | Nick Hartman | Old Dominion University | Katy, TX | 10/24/1994 | RHP | R | R | 6'2" | 185 | Doug Witt |
| 10 | 312 | Kirby Sneed | University of Florida | Alachua, FL | 10/7/1994 | LHP | L | L | 6'0" | 200 | Matt Bischoff |
| 11 | 332 | Travis Hosterman | Hagerty HS | Oviedo, FL | 8/19/1998 | LHP | L | L | 6'3" | 195 | Matt O'Brien |
| 12 | 362 | Ridge Smith | Austin Peay State University | Cordova, TN | 4/26/1995 | C | R | R | 5'10" | 195 | Nate Murrie |
| 13 | 392 | Chris Lincoln | Rancho Verde HS | Moreno Valley, CA | 1/2/1998 | RHP | R | R | 6'4" | 170 | Jim Lentine |
| 14 | 422 | Chris Hall | Elon University | Long Grove, IL | 1/24/1994 | RHP | R | R | 6'2" | 215 | Chris Kline |
| 15 | 452 | Josh Winckowski | Estero HS | Fl. Myers, FL | 6/28/1998 | RHP | R | R | 6'5" | 185 | Matt O'Brien |
| 16 | 482 | Dom Taccolini | U. of Arkansas - Fayetteville | Sugar Land, TX | 9/28/1994 | RHP | R | R | 6'3" | 230 | Dallas Black |
| 17 | 522 | Clayton Keyes** | Bishop Carroll HS | Calgary, AB | 1/7/1999 | OF | R | R | 6'0" | 215 | Jamie Lehman |
| 18 | 552 | Bradley Jones | College of Charleston | Travelers Rest, SC | 6/12/1995 | 3B | R | R | 6'1" | 200 | Chris Kline |
| 19 | 582 | Spencer Van Scoyoc | Jefferson HS | Cedar Rapids, IA | 10/4/1997 | LHP | L | L | 6'4" | 195 | Wes Penick |
| 20 | 612 | Angel Alicea-Nieves | Alabama State University | Santa Isabel, PR | 8/29/1994 | RHP | R | R | 6'1" | 200 | Don Norris |
| 21 | 642 | Mitch McKown | Seminole State College | Oviedo, FL | 5/21/1996 | RHP | R | R | 6'4" | 195 | Matt O'Brien |
| 22 | 672 | Connor Eller | Ouachuta Baptist University | North Little Rock, AR | 1/23/1994 | RHP | R | R | 6'2" | 190 | Dallas Black |
| 23 | 702 | Dom Abbadessa | Huntington Beach HS | Huntington Beach, CA | 12/8/1997 | OF | R | R | 5'10" | 185 | Joey Aversa |
| 24 | 732 | Mike Ellenbest | Saginaw Valley State U. | Medina, OH | 8/20/1994 | RHP | R | R | 6'4" | 205 | Coulson Barbiche |
| 25 | 762 | Cassey Legumina | Basha HS | Chandler, AZ | 6/19/1997 | RHP | R | R | 6'1" | 185 | Peter Holmes |
| 26 | 792 | Ben Anderson | Shenendehowa HS | Rexford, NY | 5/2/1998 | RHP | R | R | 6'3" | 170 | Jamie Lehman |
| 27 | 822 | Ryan Gold | Carolina Forest HS | Conway, SC | 10/10/1997 | C | L | R | 5'11" | 180 | Chris Kline |
| 28 | 852 | Blake Ebo | Trenton Catholic Academy | Lumberton, NJ | 5/23/1998 | OF | R | R | 6'5" | 200 | Mike Alberts |
| 29 | 882 | Andrew Deramo | University of Central Florida | Lynn Haven, FL | 5/26/1995 | RHP | R | R | 6'6" | 210 | Matt O'Brien |
| 30 | 912 | Jake Fishman | Union College | Sharon, MA | 2/8/1995 | LHP | L | L | 6'3" | 195 | Jamie Lehman |
| 31 | 942 | Marcus Still | Scottsdale CC | Mesa, AZ | 6/23/1996 | CF | R | R | 5'9" | 175 | Peter Holmes |
| 32 | 972 | David Jacob | Quincy University | Springfield, IL | 6/19/1995 | 1B | L | L | 6'4" | 225 | Jeff Johnson |
| 33 | 1002 | Brayden Bouchev** | U. of Louisiana Monroe | Surrey, BC | 9/20/1995 | RHP | R | R | 6'6" | 220 | Gerald Turner |
| 34 | 1032 | Shea Langeliers | Keller HS | Keller, TX | 11/18/1997 | C | R | R | 6'0" | 190 | Gerald Turner |
| 35 | 1062 | Jared Carkuff | Austin Peay University | Nunnally, TN | 8/25/1993 | RHP | R | R | 6'4" | 160 | Nate Murrie |
| 36 | 1092 | Dustin Skelton | Magnolia HS | Olive Branch, MS | 7/31/1997 | C | R | R | 5'11" | 190 | Don Norris |
| 37 | 1122 | Luke Gillingham | United States Naval Academy | Coronado, CA | 3/4/1994 | LHP | L | L | 6'3" | 200 | Doug Witt |
| 38 | 1152 | Alex Segal | Chaparral HS | Scottsdale, AZ | 3/18/1998 | LHP | L | L | 6'3" | 195 | Peter Holmes |
| 39 | 1182 | Chavez Young | Faith Baptist Christian HS | Hinesville, GA | 7/8/1997 | CF | S | R | 6'0" | 185 | Mike Tidick |
| 40 | 1212 | Carter Loewen** | Yale Secondary School | Abbotsford, BC | 9/28/1998 | RHP | R | R | 6'4" | 200 | Jamie Lehman |

Players in bold were signed by the Club
**Indicates player is Canadian





MEDIA & MISCELLANEOUS

TROY TULOWITZKI

TORONTO BLUE JAYS™

MEDIA SERVICES

TORONTO BLUE JAYS BASEBALL MEDIA
ROGERS CENTRE
ONE BLUE JAYS WAY, SUITE 3200
TORONTO, ONTARIO M5V 1J1

OFFICE: (416) 341-1301/1302/1303

Email: firstname.lastname@bluejays.com



JAY STENHOUSE
Vice President,
Baseball Media



MAL ROMANIN
Manager,
Baseball Information



SUE MALLABON
Coordinator,
Baseball Media



ERIK GROSMAN
Coordinator,
Baseball Information

CREDENTIALS: To obtain media credentials to cover Toronto Blue Jays 2017 home games, please log on to <http://credentials.mlb.com>. Credential requests for individual games must be submitted at least 48 hours in advance of the requested game date, subject to the discretion of the Toronto Blue Jays.

We will respond to your request as soon as possible. If you are not contacted by someone from our office, please call at least one day in advance, to confirm that you have credentials before arriving at the ballpark.

Credentials will be issued only to members of the working media 18 years of age and older. No spouses, guests or children of members of the media will be issued passes.

Media passes are not transferable. Media passes must be visible at all times and will be checked by stadium security.

Any violation of these guidelines will result in immediate revocation of the credential and future access. Only credentials issued by the Toronto Blue Jays, Major League Baseball or the BBWAA will be honoured.

SEASON CREDENTIAL APPLICATIONS: The Blue Jays will issue full-season credentials to those media members who cover the club on a regular basis throughout the season. Media will be asked to submit their requests for Blue Jays season media credentials through the MLB credential system under TBJ 2017 Season Credentials (RC only). All requests for season credentials must be submitted by Tuesday February 28, 2017.

CREDENTIAL PICKUP: Members of the media can pick up approved daily credentials inside Gate 9 at Rogers Centre, photo identification is required. Using the Gate 9 elevator, the media centre is located on the 300 level and the broadcast booths are located on the 400 level. Press Gate opens 4 hours prior to game time.

CLUBHOUSE ACCESS: The clubhouse is open to media with proper credentials for working purposes 3 ½ hours prior to each game and closes at the start of batting practice. The clubhouse will re-open no later than 10 minutes following the final out of each game. Access to the visiting clubhouse is subject to the visiting club's guidelines.

FIELD ACCESS: Only credentialed media with field access will be allowed onto the field prior to the game. No media will be allowed in fair territory or beyond the first and third base bags. All non-uniformed personnel must clear the field at the conclusion of visitors batting practice unless that individual has credentials expressly for in-game field privileges (photo passes, pre-game ceremonies, etc)

LIVE TRANSMISSIONS: Television and radio stations not holding broadcast rights for Blue Jays games will be allowed to transmit live reports prior to and after Blue Jays games. All live television shots will be done on the field. No live shots will be permitted from the clubhouses. No live transmissions inside the stadium by non-rights holders will be permitted while the rights holders are on the air or the game is in progress. Radio stations will be permitted to provide "scene setters" and score updates between innings but these reports may not continue once an inning is underway. Any violations of these policies will result in revocation of credentials.

AUTOGRAPHS: No member of the media may use their access to solicit autographs or equipment from players or staff of either participating team. Any autograph needs should be directed to the Baseball Media Department. Failure to do so will result in the revocation of credential privileges and forfeiture of any items obtained.

NOTES & STATISTICS: Game information is available in the media centre two hours prior to first pitch, as well, this information is available at www.mlbpressbox.com and www.bluejayspressbox.com.

MEDIA GUIDES: Media Guides are available upon request in the media centre. As well, all MLB club media guides are available at www.mlbpressbox.com.

POST GAME PROCEDURES: Manager John Gibbons will be available to the media immediately after the game in the interview room adjacent to the Blue Jays clubhouse. Post-game interviews with the manager and players, conducted by the media with deadlines should be related to game comments.

FREELANCE: The Toronto Blue Jays do not credential freelance writers or photographers.

An exception can be made if, and only if, the writer or photographer is on assignment with a specific news organization, and all photographs taken are to be used for newsgathering purposes or official licensed products. It is the responsibility of the requesting affiliation to confirm receipt, and subsequent approval/denial of access to the game requested.

PHOTO CREDENTIALS: Credentials will be issued to those photographers on assignment for legitimate newsgathering organizations and those representatives of companies licensed by Major League Baseball.

INTERNET MEDIA/WEBSITES: Due to the growth of online services and our limited number of press box seats, the Blue Jays will only issue daily credentials to those websites affiliated with a recognized news gathering organization.



LOST CREDENTIALS: Those members of the media who lose their Blue Jays Credential will be asked to make a \$50.00 donation to the Jays Care Foundation prior to being issued a replacement credential.

TELEPHONES: As a courtesy, charge-a-call phones are available for media use in the press box. To order a dedicated phone line at a specific press box location, please contact the Blue Jays Baseball Media Department at (416) 341-1303.

INTERNET CONNECTION: We are pleased to offer both wireless and hard wire internet connections in the media centre and wireless connection in the photo dugouts. Please contact a member of the Baseball Media Department for assistance.

MEDIA DINNING: Located on the 300 Level of the Media Centre, there is a \$13.00 CDN or \$12.00 US charge per meal. Media dining is open for service two-and-a-half hours prior to first pitch to accredited members of the media.

MAJOR LEAGUE BASEBALL DRESS GUIDELINES: Clothing should be appropriate for a business casual work environment. No flip-flops, no t-shirts bearing offensive, disrespectful or inappropriate messages and no ripped jeans are permitted. Clothing bearing MLB club logos should not be worn in press areas. Sheer or see-through clothing, excessively short skirts, dresses or shorts are not permitted. Tank tops, muscle shirts, one-shouldered or strapless shirts as well as clothing exposing bare midriffs or visible undergarments are not permitted.



2017 REGULAR SEASON CLUB/MEDIA REGULATIONS

BIographies

LAST SEASON

HISTORY

RECORDS

OPPONENTS

PLAYER DEV.

MEDIA & MISC.

The following are Major League Baseball's regulations for Club/Media Relations. They are to be observed by all parties:

1. All accredited press, radio and TV representatives shall have pre-game access to the clubhouse from three hours and 30 minutes prior to game time until one hour prior to game time, except that: (a) the media shall not have access to the clubhouse when the club is on the field for batting practice; and (b) the media may not return to the home clubhouse once the home club has taken batting practice. No Club may provide pre-game access prior to three hours and 30 minutes prior to game time. The media shall have access (outside of the clubhouse) to the home Club's manager, players or coaches after home batting practice to discuss developments (such as lineup changes, injuries, and workouts) that occur after the clubhouse closes.
2. Absent unusual circumstances that require a team meeting immediately following a game, the working media shall have access to both clubhouses no later than 10 minutes following the final out of each game (including doubleheaders and day/night split admission games). When such unusual circumstances exist, and such instances are expected to be rare, the working media shall have access to the clubhouse no later than 20 minutes following the final out of the game. The Commissioner's Office reserves the right to require access to the clubhouse 10 minutes following the final out of all games if the "team meeting" exception is abused.
3. The working media's access following a game shall be for a period no longer than one hour unless reasonable access to players is not provided during that time; provided, however, that card-carrying members of the Baseball Writers Association of America ("BBWAA") will have unlimited access after the post-game opening of the clubhouse. If reasonable access is not provided, the clubhouse must remain open. Members of the media, other than BBWAA members, may make arrangements with the club PR Director for extended access.
4. Media credentials are not transferable.
5. Clubhouses, the dugouts and the field are off-limits except to appropriate club, Commissioner's Office personnel and media bearing appropriate credentials. Club credentials are not to be issued to unauthorized personnel. The Commissioner's Office reserves the right to revoke inappropriately issued credentials.
6. Players will be available to the media before and after games for interviews. These periods should not be limited except for the pre-game period described in #1 above, and the post-game period described in #2 above. Upon request by the media, players who had key roles in the first game of a doubleheader are to be made available for a time between games.
7. The trainer's room and players' lounge may be off-limits to the media, but each club controls these areas, and it is vital these areas not be used as a sanctuary for players seeking to avoid the media. It is very important to our game that ALL players are available to the media for reasonable periods and it is the player's responsibility to cooperate.
8. Ropes or other restraining barriers are not permitted to bar the media.
9. A general code is to be observed by the media so uniformed personnel may do their work unimpeded. Media are to be allowed in foul territory, in an unrestricted manner, in an area that is to be not less than the territory between first and third bases, and which territory includes the area around the batting cage, except the dirt area around the batting cage.

10. Under no circumstances shall any club discriminate in any fashion against an accredited member of the media based upon race, creed, sex or national origin.

11. Physical abuse or threats directed to members of the media (and/or official scorers) by baseball personnel will not be tolerated. Disciplinary action, including fines and suspensions, will be considered in any cases that arise.

12. Visitors in the clubhouse, including accredited media members, should conduct themselves in a professional manner. There shall be no seeking of autographs, no touching or removing of equipment or personal items from lockers, and no sampling of players' food spreads. Clubhouses are work places. Clubhouse business should be conducted as expeditiously as possible with a minimum of disruption of regular game routines. Members of the media should not excessively linger in the clubhouse when not interviewing players. Members of the media who violate the code of conduct set forth in this paragraph shall be subject to sanctions, including the loss of their accreditation as provided for in paragraph 17 below.

While in the clubhouse, members of the media are expected to be doing business. Members of the media are expected to conduct themselves in a professional manner and to respect the privileges and environment of restricted areas and working press areas at all times. Any media member in violation of this conduct policy is subject to revocation of his or her privileges and may be subject to immediate ejection.

13. Live TV and/or radio interviews with uniformed personnel during the course of a game are not authorized or permitted, nor is attaching a microphone to any uniformed personnel permitted without approval from the Commissioner's Office. Microphones may not be placed in or adjacent to dugouts and/or bullpens in a manner that will allow uniformed personnel's remarks or conversations to be overheard during the course of a game without the prior approval of the Commissioner's Office.

14. Live telephone interviews are not allowed from the clubhouse or the field without prior approval of the club. Mobile telephones with digital photography capabilities are prohibited.

15. Telephones from both dugouts to the press box are to be maintained in working order for the purpose of providing information regarding special circumstances to the media during the course of a game. Explanations of injuries should be made as soon as possible (to both the media and fans in the stadium).

16. Any club whose personnel violate these regulations will be disciplined. Any member of the media who violates these regulations will lose his or her accreditation.

17. BBWAA members are not required to sign in for clubhouse or other restricted area access but may be logged in by club personnel, subject to individual club policies. Other accredited media may be required to sign in for clubhouse access, subject to individual club policies.





BUCK MARTINEZ **PLAY-BY-PLAY ANNOUNCER**

Buck Martinez returns for a 8th season in the broadcast booth after returning to the Blue Jays for the first time since managing the club in 2002... The 67 year old brings with him 49 years of baseball experience, including 20 years as a player, 29 years in broadcasting, and two as a manager... Beginning in 1967 when he was signed by the Philadelphia Phillies, Martinez spent 20 years as a catcher in professional baseball with the Kansas City Royals, Milwaukee Brewers and his final six seasons with the Blue Jays... He appeared in the postseason with Kansas City in 1976, batting .333 in the 5-game ALCS against the New York Yankees... Has written three books about his experiences with the Blue Jays, "From Worst to First" (1985); "The Last Out" (1986); and "Change-up" (2016)... Among his 14 seasons associated with the Blue Jays, he served as manager for Toronto in 2001 and part of the 2002 season, compiling a 100-115 record... In 2006, he managed the United States team in the inaugural World Baseball Classic... Martinez' first experience with broadcasting came in 1982, when he covered the American League Championship Series, the World Series and the All-Star Game for the Telemedia Radio Network... His television broadcast career began in 1987 as a colour commentator for the Toronto Blue Jays on TSN... Began working with ESPN radio and television in 1992, and in 1995, Martinez was awarded a Sports EMMY Award for his work on ESPN's coverage of Cal Ripken's 2,131st consecutive game... Worked as a television analyst for the Baltimore Orioles from 2003 -2009 and has also served as a co-host of XM Radio's Baseball This Morning show on the MLB Home Plate channel... Martinez also contributed colour commentary for Sunday afternoon games on TBS, as well as for the network's postseason coverage... A California native, Martinez attended Sacramento City College, Sacramento State University, and Central Missouri State University... He and his wife, reside in Clearwater, FL... They have one son, Casey, a 47th round pick by Toronto in the 2000 First Year Player Draft.



DAN SHULMAN **PLAY-BY-PLAY ANNOUNCER**

Dan Shulman returned to the Toronto Blue Jays broadcast booth in 2016 after a 15 year absence... The Toronto native began his broadcasting career locally in 1990 at CKBB in Barrie before moving to the FAN 1430 (now Sportsnet 590 The FAN) in 1991, where he hosted a number of shows, including Prime Time Sports, The Major League Report and Baseball Today... He began serving as the Blue Jays play-by-play commentator in 1995 alongside current Blue Jays play-by-play announcer Buck Martinez... Following his departure from the Blue Jays broadcast booth in 2001, he joined ESPN fulltime after having worked for the network part-time beginning in 1998... Has been ESPN's Sunday Night Baseball play-by-play announcer since 2011... Prior to joining the Sunday Night Baseball crew he served as the voice of Monday Night Baseball (2008-10) and Wednesday Night Baseball (2002-07) as well as ESPN Radio's MLB postseason (1998-present) and regular season (2002-07) coverage... Shulman has received several honours and accolades for his work, including being named the 2011 NSSA National Sportscaster of the Year... Additionally he is the first two-time winner of the Sports Media Canada Broadcaster of the Year award (2000, 2007)... A graduate of Western University, Shulman has three sons, and lives in the GTA.



PAT TABLER **COLOUR COMMENTATOR**

Pat Tabler brings a wealth of experience to Rogers Sportsnet as the network's baseball colour commentator... A former Major Leaguer, Tabler started as a studio analyst on TSN Baseball Tonight in 1993... In 2001, Tabler became the network's full-time analyst on Blue Jays telecasts... Tabler, a native of Cincinnati, OH, began his Major League career with the Chicago Cubs in 1981 before stops in Cleveland, Kansas City, New York and eventually Toronto where he won a World Series in 1992... An All-Star in 1987, Tabler was perhaps best known to baseball fans as one of the game's greatest career clutch hitters, batting nearly .500 in bases loaded situations... Tabler was a first round pick of the New York Yankees in the 1976 free agent draft, and had a career batting average of .282.



JAMIE CAMPBELL **HOST, BLUE JAYS CENTRAL**

Jamie Campbell got his start in sports broadcasting in 1993 at CBC Edmonton before moving to CJOH Ottawa in 1997... In 1998, he became one of Sportsnet's original broadcasters and co-hosted the first edition of Sportscentral (now Sportsnet Central)... Has hosted coverage of the Grey Cup, Super Bowl, NHL Draft, MLB All-Star Game and MLB post-season... He called play-by-play for the Toronto Phantoms of the Arena Football League from 2002-2003, the CFL on Sportsnet in 2004, and was the play-by-play voice of the Toronto Blue Jays from 2005 to 2009... In 2010 at the Olympic Winter Games in Vancouver, millions of Canadians were watching when Campbell announced the country's historic first gold medal won in Canada by Alexandre Bilodeau... He also called the play-by-play for cycling at the London Olympics in 2012... Serves as host of Sportsnet Central with analyst Gregg Zaun.





GREGG ZAUN
ANALYST, BLUE JAYS CENTRAL

Former Major League Baseball catcher Gregg Zaun's career began in 1989 when he was drafted by the Baltimore Orioles... He was traded to the Florida Marlins in 1996, where one year later he helped the team win the World Series... After playing for the Texas Rangers, the Kansas City Royals and the Colorado Rockies, signed with the Toronto Blue Jays in 2004... He quickly became a fan favourite in Toronto, notably becoming the second Blue Jay of all time to hit a walk-off grand slam and the first to do so in extra innings... His charisma paired with his deep love of the game earned Zaun a gig as post-season MLB analyst for Sportsnet in 2006... He continued to support Sportsnet's post-season coverage until his retirement from the MLB in 2011... Returns in 2017 for his 7th season as analyst for Blue Jays Central alongside host Jamie Campbell.

RADIO

THE FAN RADIO NETWORK



JERRY HOWARTH
PLAY-BY-PLAY ANNOUNCER

Starting his 37th season as a member of the Blue Jays radio team... On December 13, 2012 was named the winner of the Canadian Baseball Hall of Fame's 2012 Jack Graney Award... 71 years old... Grew up in San Francisco and graduated from the University of Santa Clara in 1968 with a degree in Economics... Served two years as an officer in the U.S. Army, V Corps Headquarters, in Frankfurt, Germany, from 1968 to 1970... On return, attended Hastings Law School in San Francisco where he met his wife, Mary, who is a lawyer... Started broadcasting career in 1974 with play-by-play of the Tacoma Twins AAA baseball team and also for the University of Puget Sound's football and basketball teams... Moved to Salt Lake City, Utah, in 1976 and did the radio play-by-play for the Salt Lake Gulls AAA baseball team for three years... Switched to basketball and was the Assistant General Manager and radio broadcaster for the Utah Pros in the Western Basketball Association and later the Group Sales Director for the NBA's Utah Jazz prior to joining KWMS Radio in 1980... Moved to Toronto in 1981 to become one of the Blue Jays radio broadcasters with Tom Cheek... Jerry is the longtime Basketball Coach at Etobicoke Collegiate High School... He has coached basketball since 1991... He is also active in raising funds for Special Olympics and other charities in Toronto... He and his wife Mary have two grown sons, Ben and Joe, and reside in Toronto all year round.



JOE SIDDALL
ANALYST

Entering his 4th season as a member of the Blue Jays radio team... Spent the previous 12 years assisting the Detroit Tigers with batting practice for home games... Signed as a free agent by the Montreal Expos in 1987, Siddall played 13 years professionally as a catcher with Expos, Marlins, Tigers and Red Sox (1988-2000)... Spent parts of four seasons in the Major Leagues with Montreal (1993 & 1995), Florida, (1996) and Detroit (1998)... Hit his lone Major League home run on August 7, 1998 off Seattle LHP Jeff Fassero in Detroit... Born and raised in Windsor, Ontario he attended Assumption High School before accepting a Football Scholarship at Central Michigan University... Joe and wife have four children - Brooke ('92 birth), Brett ('94), Mackenzie ('96), Kevin ('99 -deceased).



MIKE WILNER
PLAY-BY-PLAY ANNOUNCER/HOST, BLUE JAYS TALK

Enters his 16th season as a member of the Blue Jays' broadcast crew... Is the host of the Blue Jays post-game show which is aired after each game during the season... Born and raised in Toronto, Ontario... Graduated from the University of Toronto in 1994 (B.Sc. Psychology; Ethics, Society and Law)... Began radio career with University of Toronto Radio in 1988, named Sports Director in 1989, and did play-by-play of hockey, football and basketball... Started professional play-by-play career at age 19 with the single-A Welland Pirates, later broadcast for the single-A Watertown Indians and double-A Hardware City (New Britain) Rock Cats... Single.



LE BASEBALL DES BLUES JAYS



JACQUES DOUCET
PLAY-BY-PLAY ANNOUNCER (FRENCH)

For 33 years on CKAC, he was the voice of the Montreal Expos... Followed suit with the play-by-play calls for the Capitales de Québec of the Can-Am league... Inducted into the Québec (2002) and Canadian (2003) Baseball Hall of Fame, he met again with his long-time friend Rodger Brulotte to put together again the celebrity duo that is so synonymous with the Montreal Expos, but is now the French-speaking voice of the Toronto Blue Jays... Was the recipient of the Jack Graney Award in 2004.



RODGER BRULOTTE
PLAY-BY-PLAY ANNOUNCER (FRENCH)

His association with the Expos began in 1969 as a member of the club's scouting department... The following year he was named administrative assistant to the director of scouting and player personnel, Mel Didier... Also has been in public relations and marketing as well as serving as the team's traveling secretary in 1977-78... Spent 17 seasons with Jacques Doucet on the Expos' French radio network... For his work on television, more than 20 years at RDS analyzing Expos games, Major League baseball games, All-Star games and post season games, he and his partner, Denis Casavant, were nominated twice for a Gemeaux Award for sports broadcasting... In 2013, was honoured with the Jack Graney Award joining Jacques Doucet, Jerry Howarth and Tom Cheek as members of this elite group... As of

August 2012, he joined TVA Sports Network, as an analyst on the Blue Jays' French broadcasts... His hobbies are golf, books and movies.

2017 BLUE JAYS RADIO STATION LIST

BRITISH COLUMBIA

CKST Vancouver 1410 AM

ALBERTA

CFAC/Sportsnet 960
The FAN Calgary 960 AM

SASKATCHEWAN

CJSL Estevan 1280 AM
CJYM Rosetown 1330 AM
CFYM Kindersley 1210 AM
CFSL Weyburn 1190 AM

MANITOBA

CFRW Winnipeg 1290 AM

ONTARIO

CKGL Kitchener 570 AM
CJBK London 1290 AM
CKAT North Bay 600 AM
CIWW Ottawa 1310 AM
CJMB-FM Peterborough 90.5 FM
CHOK Samia 1070 AM
CJCS Stratford 1240 AM
CJCL/Sportsnet 590
The FAN Toronto 590 AM
CKNX Wingham 920 AM

QUEBEC

CKGM Montreal 990 AM

NEW BRUNSWICK

CKNI-FM Moncton 91.9 FM
CHNI-FM Saint John 88.9 FM

NOVA SCOTIA

CJNI-FM Halifax 95.7 FM



As the only sports and entertainment venue of its size and design in Canada, *Rogers Centre* has hosted some of the greatest music, sport, trade and community events of our time.

Rock stars, entertainers, athletes, religious figures and inspirational leaders have all delighted audiences under the dome.

Rogers Centre is one of the most dynamic and versatile entertainment centres in the world. No other venue has the diversity of events that *Rogers Centre* hosts on an annual basis across over 200 event days. Since its spectacular opening on June 3, 1989, *Rogers Centre* has achieved the highest honours in the stadium entertainment industry and currently is a leader in the fight for corporate environmental responsibility. Formerly known as SkyDome, the venue was renamed *Rogers Centre* on February 2, 2005.

Structurally, *Rogers Centre* remains the same today as it was when it opened in 1989 with the exception of several key cosmetic changes over the last few years. Widened concourses, updated and upgraded suites, new video and broadcast technology were just some of the areas touched during an extensive \$20 million rejuvenation project.

One of the unique features of *Rogers Centre* is that it can be transformed to meet the needs of any event by converting between two primary modes; baseball and football. The 100 level seats sit on a railway track system that allows them to rotate between each mode within hours.

In addition, *Rogers Centre's* **fully retractable roof** allows the venue to be an open-air facility with the ability to close pending weather conditions. This innovative roof function ensures that no event needs to be cancelled due to inclement weather. The roof system features a series of three moveable panels and one stationary panel which takes 25 minutes to open or close fully. The roof weighs 11,000 tons and covers an area of 339,343 square feet. The highest point stands 282 feet above field level.

Architects Rod Robbie and Michael Allen designed the building patenting its retractable roof system. Preparation of the site began in April 1986, with groundbreaking taking place in October of that same year. The last exterior concrete was poured in November 1988 and the first test of the moveable roof panels was performed in January 1989. More than 10,000 person-years of employment were created with the construction of *Rogers Centre*.

Rogers Centre is home to impressive technology including the **video and ribbon boards** located in the north end and around the circumference of the 300 Level. Purchased in 2005 from Daktronics, the screen is one of the industry's leading with PROSTAR® VIDEOPUS which uses state of the art LED technology. Measuring 110 feet wide by 33 feet high, the video board is capable of projecting 4.3 trillion colours.

The Toronto Blue Jays have seen significant changes to their playing surface for the start of the 2016 season. After extensive off-season research a decision was made to retrofit the field from its original state (four separate concrete pits filled with dirt forming Home, 1st, 2nd and 3rd base) to an all dirt infield.

The new dirt infield allows for greater material depth which ensures the best quality infield surface and one that is more consistent with the rest of Major League Baseball. The infield, now approximately 12,000 square feet in area, is made up of five distinct layers starting with the under fill, the existing sand and gravel base below the concrete floor. A 2" layer of pea gravel is above that which provides an area for excess water to go. Above the pea gravel is a 4" layer of sub-angular sand, which is an important part of the moisture management system. The remaining 6" is filled with baseball dirt

which is a product that is processed specifically for baseball fields. This product contains a blend of 60% sand, 20% clay, and 20% silt. Sitting on top of the baseball dirt is the top layer, also known as top dressing which is a loose layer of material made up of calcined and vitrified clay.

The rest of the field remains the "roll up" synthetic turf system made up of the AstroTurf 3DXtreme 60 product, installed for the 2015 season. This product is a blend of monofilament and slit-film face fibres combined with a texturized thatch and reinforced backing that looks, feels and plays more like a natural grass field. The 3DXtreme product differs from past surfaces in the type of infill required between the turf fibres.

The field is comprised of 85 panels for the baseball configuration. The largest roll is 52 metres (170 feet) long by 4.5 metres (15 feet) wide with a roll diameter of 1.4 metres (4.5 feet).

With a symmetrical layout in baseball mode, the field measures 328' down the foul lines, 375' to the power alleys and 400' to dead centre field. The diamond is centred two degrees off perfect north with a 10 foot high outfield wall, fully padded for the protection of the players. The pitcher's mound is constructed on a fibreglass dish that is lowered and raised by a hydraulic system.

Aramark is proud to be the exclusive Food and Beverage supplier (Concessions and Premium Services) at the *Rogers Centre* and is committed to providing world-class cuisine and unsurpassed service. Fresh, local and sustainable are the cornerstones of Aramark's commitment to the wide array of food and beverage offerings available. Our culinary team, under the direction of Executive Chef Elizabeth Rivasplata, have created offerings from classic ballpark fare to hand crafted signature selections that reflect the diverse culinary flavours of Toronto. Local concepts and tastes include Muddy York Market - hand craft sandwiches, nachos and salads (section 109), Hand carved top sirloin of beef sandwiches and beef brisket nachos at King Club (section 121), Signature deli-style sandwiches at T.O. Sandwich Co. (section 125), 12 Kitchen (section 215), House Beer Battered Fish & Chips and Hand Dipped Gourmet Corn Dogs at Toronto Street Eats (section 134), Corktown Fresh Burger with over 15 hot & cold fresh toppings and the ultimate fan favourite Garrison Creek Foot-long all beef hot dog. For all our classic ballpark fare - hot-dogs, soft drinks, ice cream and nachos - our Queen Street locations are the place to stop.

Private Luxury Suites and Meeting Areas also offer menu selections designed to enhance the overall experience for all guests at every *Rogers Centre* event. We are here to make your experience outstanding and memorable.

Conveniently located in the heart of Toronto's vibrant downtown community, at the base of the CN Tower and close to the Entertainment and Financial Districts, the stadium is easily accessible via the TTC or GO Transit. Also located at the stadium is the Renaissance Toronto Hotel, a 348-room hotel with 70 rooms overlooking the field.

ROGERS CENTRE INTERESTING FACTS

- The entire *Rogers Centre* complex spans 12.7 acres (5.14 hectares). The building itself takes up 11.5 acres (4.66 hectares).
- The diameter of the building is 700 feet while the volume inside the stadium with the roof closed is 56.5 million cubic feet (1.6 million cubic meters).
- On average, it takes approximately 40 hours to convert the field from baseball to football mode.
- Seating Capacity: approximately 54,000 (depending on layout of event)
- **Baseball Capacity: 49,286**



- Suites: 151 suites are conveniently located on the 300 and 400 levels of the venue.
- The Toronto Blue Jays 1993 World Series Title was won on home turf at *Rogers Centre* (Saturday, October 23 vs. Philadelphia; 8-6)
- On March 17, 2002 *Rogers Centre* set a venue attendance record when it hosted 68,237 fans for *WrestleMania X8*.
- The names of workers who helped build *Rogers Centre* can be found in a permanent tribute located in the north end of the 100L concourse.

ROGERS CENTRE MARQUEE DATES

- Official Groundbreaking: October 3, 1986
- Opening Ceremony: June 3, 1989
- Firsts:

| | |
|-----------|--------------------------------|
| Baseball: | June 5, 1989 |
| Concert: | Rod Stewart - June 8, 1989 |
| Football: | June 29, 1989 (pre-season) |
| | July 12, 1989 (regular season) |

SKYDOME/ROGERS CENTRE FIRSTS

GAME — Monday June 5, 1989
(Blue Jays-3, Milwaukee Brewers-5)

WIN — Wednesday, June 7, 1989
(Blue Jays-4, Milwaukee-2)

ATTENDANCE — 48,378

TIME/TEMP — 2:43/18°C

PITCHER — Jimmy Key, Toronto

BATTER — Paul Molitor, Milwaukee (doubled)

PLATE UMPIRE — Rocky Roe

PITCH — Fastball, called strike

HIT — Double by Molitor in 1st inning

RUN — Molitor in 1st inning

SINGLE — Kelly Gruber, Toronto, 1st inning

DOUBLE — Paul Molitor, 1st inning

HOME RUN — Fred McGriff, Toronto, 2nd inning

RBI — Gary Sheffield, Milwaukee, 1st inning

WINNING PITCHER — Don August, Milwaukee

BLUE JAYS WINNING PITCHER — John Cerutti

LOSING PITCHER — Jimmy Key, Toronto

SAVE — Dan Plesac, Milwaukee

PUTOUT — Nelson Liriano, Toronto

ASSIST — Kelly Gruber, Toronto

STOLEN BASE — Fred McGriff, 6th inning

WALK — George Bell, Toronto, 2nd inning

FIRST GAME PLAYED AT EXHIBITION STADIUM

The Blue Jays slugged their way to a 9-5 triumph over the Chicago White Sox in their April 7, 1977, debut.

Despite snow flurries before the game and near-freezing temperatures, 44,649 fans witnessed the exciting contest, which featured 16 hits by the Blue Jays and 15 by Chicago.

The Blue Jays played 968-games from April 7, 1977-May 28, 1989 at Exhibition Stadium posting a record of 492-476 with 23,213,567 fans passing through the turnstiles.

EXHIBITION STADIUM FIRSTS

GAME — Thurs. April 7, 1977
(Blue Jays 9, Chicago White Sox 5)

ATTENDANCE — 44,649

TIME/TEMP. — 3:22/0°C. (32°F)

PITCHER — Bill Singer, Toronto

BATTER — Ralph Garr, Chicago (walked)

PLATE UMPIRE — Nestor Chylak

PITCH — Called strike

HIT — Home run by Richie Zisk, first inning, none on

RUN — Ralph Garr (scored on sacrifice fly by Jorge Orta)

SINGLE — Jim Spencer, Chicago, April 7, 1977, first inning

DOUBLE — Richie Zisk, Chicago, April 7, 1977, second inning

TRIPLE — Ron LeFlore, Detroit, April 12, 1977, fifth inning

HOME RUN — Richie Zisk, April 7, 1977, first inning

FIRST RBI — Jorge Orta, Chicago, April 7, 1977, 1st inning

INSIDE-THE-PARK HOME RUN — Cecil Cooper, Milwaukee, May 5, 1977 (fifth inning)

GRAND SLAM HOME RUN — Hector Torres vs. New York, June 27, 1977 (fifth inning, off Ron Guidry)

TWO HOME-RUN GAME — Doug Ault, Toronto, April 7, 1977

THREE HOME-RUN GAME — John Mayberry, K.C., June 1, 1977

PINCH-HIT HOME RUN — Al Woods, Toronto, April 7, 1977 (fifth inning)

WINNING PITCHER — Jerry Johnson, Toronto (in relief), April 7, 1977

LOSING PITCHER — Ken Brett, Chicago (starter), April 7, 1977

SAVE — Pete Vuckovich, Toronto, April 7, 1977

PUTOUT — Steve Bowling, Toronto (fly ball to right field) April 7, 1977

ASSIST — Hector Torres, Toronto (ground ball to shortstop) April 7, 1977

ERROR — Rick Cerone, Toronto, April 7, 1977

SHUTOUT — Ferguson Jenkins, Boston, Sun. April 24, 1977 (9-0)

COMPLETE GAME — Dave Lemanczyk, Toronto vs. Chicago, April 9, 1977

WALK — Ralph Garr by Bill Singer, April 7, 1977 (first inning)

STRIKEOUT — John Scott by Ken Brett, April 7, 1977 (first inning)

FORFEIT — Baltimore, Thurs. September 15, 1977 (Blue Jays 9, Baltimore 0)

NIGHT GAME — Mon., May 2, 1977 vs. Milwaukee (Brewers 3, Blue Jays 1)

STOLEN BASE — Ralph Garr, Chicago, April 7, 1977 (first inning)

TRIPLE PLAY — Clancy to Mayberry to Gomez, April 22, 1978 (sixth inning)

BALK — Balor Moore, Toronto vs. Seattle, May 13, 1978

ONE-HITTER — Chris Knapp, California, September 3, 1978 (Angels 3, Blue Jays 1)

NO-HITTER — Never happened

EXHIBITION STADIUM LASTS

GAME — May 28, 1989 (Blue Jays 7, Chicago White Sox 5), 10 innings

ATTENDANCE — 46,120

TIME/TEMP. — 3:19/20°C. (68°F)

PITCHER — Bobby Thigpen, Chicago

BATTER — George Bell, Toronto, home run

PLATE UMPIRE — Dan Morrison

HIT — Home Run by George Bell, 10th inning

RUN — George Bell on home run

DOUBLE — Kelly Gruber, Toronto 10th inning

HOME RUN — George Bell, 10th inning

RBI — George Bell, 10th inning

WINNING PITCHER — Tom Henke

LOSING PITCHER — Bobby Thigpen

PUTOUT — Fred McGriff, Toronto, 10th inning

ASSIST — Nelson Liriano, Toronto, 10th inning



BLUE JAYS AT ROGERS CENTRE AND EXHIBITION STADIUM

| | AT EXHIBITION W-L | AT ROGERS CENTRE W-L | OPEN W-L | CLOSED W-L | CLOSED DURING GAME W-L |
|--------------------|-------------------------|----------------------------|----------------|----------------|------------------------------|
| 1977 | 25-55 | | | | |
| 1978 | 37-44 | | | | |
| 1979 | 32-49 | | | | |
| 1980 | 35-46 | | | | |
| 1981 | 17-36 | | | | |
| 1982 | 44-37 | | | | |
| 1983 | 48-33 | | | | |
| 1984 | 49-32 | | | | |
| 1985 | 54-26 | | | | |
| 1985 ALCS | 2-2 | | | | |
| 1986 | 42-39 | | | | |
| 1987 | 52-29 | | | | |
| 1988 | 45-36 | | | | |
| 1989 | 12-14 | | | | |
| 1989 ALCS | | 34-21 | 23-21 | 9-0 | 2-0 |
| 1990 | | 1-2 | - | 1-2 | - |
| 1990 | | 44-37 | 12-18 | 29-17 | 3-2 |
| 1991 | | 46-35 | 26-22 | 19-10 | 1-3 |
| 1991 ALCS | | 0-3 | - | 0-3 | - |
| 1992 | | 53-28 | 19-11 | 31-16 | 3-1 |
| 1992 ALCS | | 2-1 | - | 2-1 | - |
| 1992 WS | | 2-1 | - | 2-1 | - |
| 1993 | | 48-33 | 15-14 | 30-17 | 3-2 |
| 1993 ALCS | | 1-2 | - | 1-2 | - |
| 1993 WS | | 2-1 | - | 2-1 | - |
| 1994 | | 33-26 | 11-12 | 16-11 | 6-3 |
| 1995 | | 29-43 | 17-26 | 12-16 | 0-1 |
| 1996 | | 35-46 | 18-25 | 14-16 | 3-5 |
| 1997 | | 42-39 | 20-20 | 18-16 | 4-3 |
| 1998 | | 51-30 | 33-12 | 16-13 | 2-5 |
| 1999 | | 40-41 | 18-34 | 18-5 | 4-2 |
| 2000 | | 45-36 | 26-12 | 16-21 | 3-3 |
| 2001 | | 39-42 | 20-19 | 18-22 | 1-1 |
| 2002 | | 42-39 | 30-22 | 11-17 | 1-0 |
| 2003 | | 41-40 | 21-17 | 19-20 | 1-4 |
| 2004 | | 40-41 | 28-26 | 12-14 | 0-1 |
| 2005 | | 43-38 | 27-24 | 13-13 | 3-1 |
| 2006 | | 50-31 | 24-19 | 24-12 | 2-0 |
| 2007 | | 49-32 | 32-19 | 15-13 | 2-0 |
| 2008 | | 47-34 | 26-20 | 19-10 | 2-4 |
| 2009 | | 44-37 | 17-20 | 22-15 | 5-2 |
| 2010 | | 45-33 | 29-19 | 10-14 | 6-0 |
| 2011 | | 42-39 | 29-30 | 12-9 | 1-0 |
| 2012 | | 41-40 | 22-24 | 15-14 | 4-2 |
| 2013 | | 40-41 | 23-20 | 15-20 | 2-1 |
| 2014 | | 46-35 | 25-19 | 19-15 | 1-1 |
| 2015 | | 53-28 | 38-14 | 11-14 | 4-0 |
| 2015 ALDS | | 1-2 | - | 1-2 | - |
| 2015 ALCS | | 2-1 | - | 2-1 | - |
| 2016 | | 46-35 | 34-16 | 11-18 | 1-1 |
| 2016 ALWC | | 1-0 | 1-0 | - | - |
| 2016 ALDS | | 1-0 | - | 1-0 | - |
| 2016 ALCS | | 1-2 | - | 1-2 | - |
| OVERALL | 492-476 | 1209-1000 | 663-555 | 474-398 | 70-47 |
| POST SEASON | 2-2 | 14-15 | 1-0 | 12-13 | — |

All time regular season home wins 1701 + All time post season home wins 16 = 1717

All time regular season home losses 1476 + All time post season home losses 17 = 1493

* Games played against Philadelphia in June 2010 are considered away games in W-L records but home games in attendance records.

GAME DELAYS AT ROGERS CENTRE

| DATE | TEAM | REASON | DURATION |
|-----------------|-------------|--------|------------|
| June 7, 1989 | Milwaukee | Rain | 6 minutes |
| August 27, 1990 | Milwaukee | Bugs | 35 minutes |
| August 10, 1991 | Boston | Rain | 14 minutes |
| July 21, 1994 | Texas | Rain | 7 minutes |
| June 18, 1997 | Atlanta | Fog | 14 minutes |
| July 26, 2003 | Chicago (A) | Rain | 26 minutes |

BIOGRAPHIES

LAST SEASON

HISTORY

RECORDS

OPPONENTS

PLAYER DEV.

MEDIA & MISC.



GROUND RULES — ROGERS CENTRE

1. Ball hitting any portion of fence or screen in back of home plate—in play.
2. Ball going into camera booth behind home plate: thrown by pitcher from rubber—one base; any other thrown ball—two bases.
3. Ball hitting padding and bouncing over fence—two bases.
4. A fairly batted or thrown ball lodged in the padding—two bases.
5. A fairly batted or thrown ball that goes into the dugout or strikes equipment on the dugout steps is considered in the dugout.
6. Ball hitting padding on outfield fence to foul or seating side of foul line—dead ball.

HOME POSTPONEMENTS

1. April 22, 1977, vs. Boston (Friday—Day)
2. April 23, 1977, vs. Boston (Saturday—Day)
3. September 24, 1977, vs. New York (Saturday—Day)
4. September 30, 1977, vs. Cleveland (Friday—Night)
5. October 1, 1977, vs. Cleveland (Saturday—Day)
6. April 20, 1978, vs. New York (Thursday—Day)
7. May 8, 1978, vs. Oakland (Monday—Night)
8. May 14, 1978, vs. Seattle (Sunday—Day)
9. June 12, 1978, vs. Minnesota (Monday—Night)
10. May 25, 1979, vs. Boston (Friday—Night)
11. April 14, 1980, vs. Milwaukee (Monday—Opening Day)
12. April 28, 1980, vs. Kansas City (Monday—Night)
13. May 13, 1980, vs. Seattle (Tuesday—Night)
14. June 19, 1980, vs. Chicago (Thursday—Night)
15. May 5, 1981, vs. Cleveland (Tuesday—Night)—Fog
16. August 30, 1981, vs. Kansas City (Sunday—Day)
17. September 21, 1981, vs. Oakland (Monday—Night)
18. June 5, 1982, vs. Cleveland (Saturday—Day)
19. June 25, 1982, vs. Minnesota (Friday—Night)
20. September 14, 1982, vs. Oakland (Tuesday—Night)
21. April 30, 1983, vs. Chicago (Saturday—Day)
22. May 29, 1983, vs. Boston (Sunday—2nd g—DH)
23. July 4, 1983, vs. Seattle (Monday—Night)
24. April 30, 1984, vs. Texas (Monday—Night) (Winds)
25. April 16, 1986, vs. Baltimore (Wednesday—Day)
26. September 10, 1986, vs. New York (Wednesday—Night)
27. October 4, 1986, vs. Milwaukee (Saturday—Day)
28. April 15, 1988, vs. Minnesota (Friday—Night) (Cold)
29. May 17, 1989, vs. California (Sunday—Day)
30. April 12, 2001, vs. Kansas City (Thursday—Night) — unsafe roof

ROGERS CENTRE ROOF OPENINGS

FIRST OPENING DATE OF EACH SEASON

| YEAR | DATE OPENED | OPPONENT | FINAL SCORE | W-L | TEMPERATURE & WIND |
|------|--------------------|--------------------|----------------------------|-------|--------------------|
| 1989 | Monday June 5 | Milwaukee Brewers | Blue Jays 3 - Brewers 5 | 0-1 | 18°C/64°F, 6K |
| 1990 | Thursday April 26 | Cleveland Indians | Blue Jays 3 - Indians 4 | 0-2 | 29°C/84°F, 20K |
| 1991 | Saturday April 27 | Detroit Tigers | Blue Jays 2 - Tigers 4 | 0-3 | 20°C/68°F, 9K |
| 1992 | Saturday May 16 | Seattle Mariners | Blue Jays 6 - Mariners 7 | 0-4 | 21°C/70°F, 17K |
| 1993 | Thursday May 6 | Baltimore Orioles | Blue Jays 10 - Orioles 8 | 1-4 | 19°C/66°F, 30K |
| 1994 | Saturday May 7** | Milwaukee Brewers | Blue Jays 3 - Brewers 2 | 2-4 | 11°C/52°F, 15K |
| 1995 | Friday May 26 | Cleveland Indians | Blue Jays 4 - Indians 7 | 2-5 | 20°C/68°F, 20K |
| 1996 | Saturday May 25 | Minnesota Twins | Blue Jays 4 - Twins 6 | 2-6 | 15°C/59°F, 18K |
| 1997 | Saturday April 26 | Seattle Mariners | Blue Jays 4 - Mariners 3 | 3-6 | 15°C/59°F, 17K |
| 1998 | Wednesday May 13 | Oakland Athletics | Blue Jays 2 - Athletics 4 | 3-7 | 20°C/68°F, 10K |
| 1999 | Tuesday May 4 | Oakland Athletics | Blue Jays 4 - Athletics 13 | 3-8 | 21°C/70°F, 15K |
| 2000 | Friday May 5 | Cleveland Indians | Blue Jays 11 - Indians 10 | 4-8 | 26°C/79°F, 30K |
| 2001 | Wednesday June 6 | Tampa Bay Rays | Blue Jays 2 - Rays 6 | 4-9 | 22°C/72°F, 20K |
| 2002 | Wednesday April 16 | Boston Red Sox | Blue Jays 3 - Red Sox 14 | 4-10 | 27°C/81°F, 29K |
| 2003 | Monday May 26 | Chicago White Sox | Blue Jays 11 - White Sox 6 | 5-10 | 17°C/63°F, 15K |
| 2004 | Thursday May 13 | Boston Red Sox | Blue Jays 12 - Red Sox 6 | 6-10 | 17°C/63°F, 10K |
| 2005 | Friday May 6 | Chicago White Sox | Blue Jays 3 - White Sox 5 | 6-11 | 17°C/63°F, 17K |
| 2006 | Wednesday April 19 | New York Yankees | Blue Jays 1 - Yankees 3 | 6-12 | 17°C/63°F, 11K |
| 2007 | Sunday April 29 | Texas Rangers | Blue Jays 7 - Rangers 3 | 7-12 | 15°C/59°F, 10K |
| 2008 | Thursday April 17 | Texas Rangers | Blue Jays 1 - Rangers 4 | 7-13 | 21°C/70°F, 19K |
| 2009 | Thursday May 14 | New York Yankees | Blue Jays 2 - Yankees 3 | 7-14 | 21°C/70°F, 35K |
| 2010 | Wednesday April 21 | Kansas City Royals | Blue Jays 3 - Royals 4 | 7-15 | 14°C/57°F, 15K |
| 2011 | Saturday May 7 | Detroit Tigers | Blue Jays 0 - Tigers 9 | 7-16 | 13°C/55°F, 13K |
| 2012 | Thursday April 19 | Tamap Bay Rays | Blue Jays 4 - Rays 9 | 7-17 | 16°C/61°F, 11K |
| 2013 | Thursday May 2 | Boston Red Sox | Blue Jays 1 - Red Sox 3 | 7-18 | 16°C/61°F, 22K |
| 2014 | Saturday May 24 | Oakland Athletics | Blue Jays 5 - Athletics 2 | 8-18 | 16°C/61°F, 8K |
| 2015 | Wednesday May 6 | New York Yankees | Blue Jays 5 - Yankees 1 | 9-18 | 16°C/61°F, 8K |
| 2016 | Friday May 27 | Boston Red Sox | Blue Jays 7 - Red Sox 5 | 10-18 | 20°C/68°F, 8K |

** - indicates roof was closed during game



BLUE JAYS SPRING TRAINING DIRECTORY

SITE

MINOR LEAGUE COMPLEX

Bobby Mattick Training Center at Englebert Complex
1700 Solon Ave.
Dunedin, Florida 34698

FLORIDA AUTO EXCHANGE STADIUM

373 Douglas Avenue
Dunedin, Florida 34698

All home games will be played at Florida Auto Exchange Stadium

MAILING ADDRESS:

TORONTO BLUE JAYS
373 Douglas Avenue
Dunedin, Florida 34698

HOTEL HEADQUARTERS:

MINOR LEAGUE
CLARION INN & SUITES
20967 US HIGHWAY 19 N
Clearwater, Florida 33765

TELEPHONES:

| | |
|---|----------------|
| CLARION INN & SUITES | (727) 799-1181 |
| FLORIDA AUTO EXCHANGE STADIUM OFFICE | (727) 733-9302 |
| FLORIDA AUTO EXCHANGE STADIUM TICKETS | (727) 733-0429 |
| MEDIA RELATIONS OFFICE | (727) 733-9302 |
| FAX - DUNEDIN STADIUM | (727) 734-7661 |
| PRESS BOX | (727) 738-7040 |

TICKET DATA:

Ticket Office at FLORIDA AUTO EXCHANGE STADIUM, 373 Douglas Avenue, Dunedin
Monday to Friday 8:00am - 6:00pm, Saturday and Sunday 10:00am - 2:00pm for phone orders 1-888-525-5297
In Person: Starting in January (Monday-Friday; 9:00 am - 5:00 pm; Saturday and Sunday; 10:00 am - 2:00 pm)

TICKET PRICES: Reserved \$34.00-\$18.00 US

Media Parking: Limited available.

Trainer's Room: Trainer's room is not accessible to media at any time.

FLORIDA AUTO EXCHANGE STADIUM

Located at the corner of Douglas Avenue and Beltrées Street in Dunedin, Florida, Florida Auto Exchange Stadium (re-named in 2011) has been the training home for the Toronto Blue Jays since the Club's first season in 1977 and home of the Dunedin Blue Jays of the Florida State League (A).

From 1977 to 1989 the Blue Jays played at Grant Field in Dunedin, which had a seating capacity of 3,417. In 1990 the City of Dunedin, at a cost of approximately 2.4 million, built a new stadium for the Blue Jays, Dunedin Stadium at Grant Field. The stadium was designed by the architect firm of Johnston Dana Associates and was built by Case Contracting Company of Plant City, Florida. With the construction the stadium saw an increase in the seating capacity from 3,417 to 6,106.

On September 8, 2000 the City of Dunedin and the Toronto Blue Jays reached an agreement to keep the Blue Jays in Dunedin for a minimum of 15 years pending approvals. Under the agreement major renovations would be made to Dunedin Stadium and a new minor league facility would be constructed. The \$12.5 million renovation was shared between the State of Florida, Pinellas County, the City of Dunedin and the Toronto Blue Jays.

The renovations to Dunedin Stadium in February 2002 were designed by the architectural firm HOK Sports + Venue + Event and were built by J.A. Jones Construction. The changes to Dunedin Stadium included a new two-story building beyond the right field wall, which holds the Blue Jays clubhouse, training room and weight room on the ground floor with office space for the major league club on the second floor. The visiting clubhouse is now located on the third-base line. As well, the bleacher seats along the right-field foul line were removed and permanent seating installed. The dimensions of the Stadium increased from 315 feet to 327 feet. The capacity of the Stadium is 5,509.

DIMENSIONS

| | |
|------------------|----------------|
| Left-field line | 335 ft/102.1 m |
| Left-centre | 375 ft/114.3 m |
| Centre field | 400 ft/121.9 m |
| Right-centre | 375 ft/114.3 m |
| Right-field line | 327 ft/ 99.7 m |

Fence - 16 feet high
Warning track - 20 ft/6.1 m
Capacity - 5,509

Construction on the minor league facility was completed for the 2003 season. The Bobby Mattick Training Center is located on the same grounds of the Englebert Complex. The facility features new clubhouses, offices, weight room, five full fields and a half field. Four of the fields are arranged in a cloverleaf pattern with an observation tower in the middle.

The largest ever spring exhibition game crowd was 6,218 on Tuesday March 27, 1990 for the game between the Blue Jays and the Kansas City Royals and on Wednesday March 13, 1985 for the Blue Jays and the New York Mets. The first ever Blue Jays game played at Grant Field was on March 11, 1977. The Blue Jays defeated the New York Mets by a score of 3-1.



SPRING TRAINING RECORD

| YEAR | HOME W-L-T | ROAD W-L-T | OTHER W-L-T | OVERALL W-L-T | PCT |
|--------------|-------------------|-------------------|----------------|-------------------|-------------|
| 1977 | 5-8-0 | 3-8-0 | 0-0-0 | 8-16-0 | .333 |
| 1978 | 3-8-0 | 5-9-0 | 0-0-0 | 8-17-0 | .320 |
| 1979 | 6-6-0 | 6-6-0 | 0-0-0 | 12-12-0 | .500 |
| 1980 | 5-4-0 | 5-3-0 | 0-0-0 | 10-7-0 | .588 |
| 1981 | 7-6-0 | 6-7-1 | 0-0-0 | 13-13-1 | .481 |
| 1982 | 7-7-0 | 8-5-1 | 0-0-0 | 15-12-1 | .536 |
| 1983 | 9-4-0 | 7-6-0 | 1-1-0 | 16-10-0 | .615 |
| 1984 | 8-6-0 | 5-10-0 | 2-2-0 | 13-16-0 | .448 |
| 1985 | 11-4-0 | 8-5-1 | 1-2-0 | 19-9-1 | .655 |
| 1986 | 10-3-0 | 5-9-0 | 0-0-0 | 15-12-0 | .556 |
| 1987 | 5-5-1 | 4-6-1 | 0-0-1 | 9-11-2 | .409 |
| 1988 | 9-5-0 | 9-5-2 | 1-1-0 | 18-10-2 | .600 |
| 1989 | 12-4-0 | 9-6-0 | 0-0-0 | 21-10-0 | .677 |
| 1990 | 1-5-0 | 3-5-0 | 0-0-0 | 4-10-0 | .286 |
| 1991 | 6-10-0 | 3-9-2 | 1-2-0 | 9-19-2 | .300 |
| 1992 | 12-4-0 | 1-14-0 | 1-3-0 | 13-18-0 | .419 |
| 1993 | 8-8-0 | 3-11-0 | 2-2-0 | 11-19-0 | .367 |
| 1994 | 7-10-0 | 5-8-1 | 0-4-0 | 12-18-1 | .387 |
| 1995 | 4-2-1 | 1-3-1 | 0-1-0 | 5-5-2 | .417 |
| 1996 | 6-8-1 | 3-14-0 | 0-3-0 | 9-22-1 | .281 |
| 1997 | 12-4-0 | 5-10-1 | 0-0-0 | 17-14-1 | .531 |
| 1998 | 7-10-0 | 9-6-0 | 2-0-0 | 16-16-0 | .500 |
| 1999 | 8-9-0 | 4-11-0 | 0-0-0 | 12-20-0 | .375 |
| 2000 | 12-5-1 | 6-7-0 | 2-2-1 | 18-12-1 | .581 |
| 2001 | 8-5-0 | 4-11-0 | 0-1-0 | 12-16-0 | .429 |
| 2002 | 7-5-2 | 6-8-1 | 0-0-0 | 13-13-3 | .448 |
| 2003 | 8-4-2 | 5-6-2 | 0-0-0 | 13-10-4 | .481 |
| 2004 | 7-8-1 | 6-7-1 | 0-0-0 | 13-15-2 | .433 |
| 2005 | 9-6-0 | 7-4-2 | 0-2-0 | 16-10-2 | .571 |
| 2006 | 5-10-0 | 7-8-0 | 0-0-0 | 12-18-0 | .400 |
| 2007 | 6-7-2 | 6-7-2 | 0-0-0 | 12-14-4 | .400 |
| 2008 | 7-7-0 | 6-9-0 | 2-0-0 | 13-16-0 | .448 |
| 2009 | 7-8-1 | 6-9-2 | 1-0-1 | 13-17-3 | .394 |
| 2010 | 4-6-1 | 8-8-0 | 1-1-0 | 12-14-1 | .444 |
| 2011 | 8-7-0 | 8-7-1 | 0-0-0 | 16-14-1 | .516 |
| 2012 | 13-3-1 | 11-4-0 | 0-0-0 | 24-7-1 | .750 |
| 2013 | 8-7-1 | 8-10-0 | 2-0-0 | 16-17-1 | .471 |
| 2014 | 9-7-0 | 7-6-0 | 2-0-0 | 16-13-0 | .552 |
| 2015 | 9-7-0 | 10-6-0 | 1-1-0 | 19-13-0 | .594 |
| 2016 | 11-1-2 | 5-6-1 | 0-2-0 | 16-7-3 | .615 |
| Total | 306-243-17 | 233-299-23 | 22-30-3 | 539-542-40 | .481 |

* Other venues are included in home and road.

BIOGRAPHIES

LAST SEASON

HISTORY

RECORDS

OPPONENTS

PLAYER DEV.

MEDIA & MISC.



SPRING TRAINING ATTENDANCE

| YEAR | HOME | ROAD | OTHER | TOTAL |
|---------------|------------------|------------------|------------------|------------------|
| 1977 | 21,728 | 22,093 | — | 43,821 |
| 1978 | 20,009 | 36,334 | — | 56,343 |
| 1979 | 21,420 | 26,496 | — | 47,916 |
| 1980 | 15,377 | 18,499 | — | 33,876 |
| 1981 | 24,180 | 33,391 | — | 57,571 |
| 1982 | 26,442 | 37,237 | — | 63,679 |
| 1983 | 27,662 | 31,590 | 28,871 | 88,123 |
| 1984 | 32,869 | 53,900 | 110,990 | 197,759 |
| 1985 | 39,022 | 45,268 | 67,007 | 151,297 |
| 1986 | 43,263 | 62,936 | — | 106,199 |
| 1987 | 35,101 | 38,383 | 16,620 | 90,104 |
| 1988 | 42,673 | 73,234 | 39,570 | 155,477 |
| 1989 | 54,270 | 77,284 | — | 131,554 |
| 1990 | 21,410 | 27,695 | — | 49,105 |
| 1991 | 80,461 | 96,300 | 70,471 | 247,232 |
| 1992 | 84,356 | 102,651 | 103,952 | 290,959 |
| 1993 | 73,195 | 89,701 | 172,919 | 335,815 |
| 1994 | 80,310 | 83,782 | 141,465 | 305,557 |
| 1995 | 17,059 | 17,775 | 22,533 | 57,367 |
| 1996 | 54,158 | 83,311 | 18,232 | 155,701 |
| 1997 | 61,827 | 89,998 | — | 151,825 |
| 1998 | 48,313 | 78,940 | 31,523 | 158,776 |
| 1999 | 54,485 | 79,371 | — | 133,856 |
| 2000 | 48,450 | 77,416 | 35,198 | 161,064 |
| 2001 | 52,080 | 75,978 | 15,870 | 143,928 |
| 2002 | 46,530 | 80,262 | — | 126,792 |
| 2003 | 48,291 | 68,132 | — | 116,423 |
| 2004 | 58,840 | 82,037 | — | 140,877 |
| 2005 | 53,620 | 72,979 | 20,007 | 146,606 |
| 2006 | 53,930 | 82,153 | — | 136,083 |
| 2007 | 62,591 | 94,742 | — | 157,333 |
| 2008 | 64,444 | 84,835 | 56,257 | 205,536 |
| 2009 | 68,674 | 100,606 | — | 169,280 |
| 2010 | 52,550 | 93,019 | 45,257 | 190,826 |
| 2011 | 68,195 | 115,359 | — | 183,554 |
| 2012 | 77,108 | 111,493 | — | 188,601 |
| 2013 | 78,529 | 124,458 | 72,975 | 275,962 |
| 2014 | 67,830 | 92,035 | 96,350 | 256,215 |
| 2015 | 69,101 | 109,966 | 96,545 | 275,612 |
| 2016 | 72,661 | 87,495 | 106,102 | 266,257 |
| TOTALS | 2,023,014 | 2,859,134 | 1,368,714 | 6,250,861 |



Home of the Toronto Blue Jays Spring Training site and the Dunedin Blue Jays (A) of the Florida State League

BIOGRAPHIES
LAST SEASON
HISTORY
RECORDS
OPPONENTS
PLAYER DEV.
MEDIA & MISC.



2017 SPRING TRAINING SCHEDULE

All times are ET. Teams, Dates and Times subject to change

| DATE | LOCATION | VERSUS | TIME | Radio-Audio | TV |
|-----------------------|----------------|---------------------------------|--------|--------------|------|
| Saturday, February 25 | Orlando | Atlanta Braves | 1:05pm | SN590 | |
| Sunday, February 26 | DUNEDIN | Philadelphia Phillies | 1:07pm | SN590 | SNET |
| Sunday, February 26 | Tampa | New York Yankees | 1:05pm | | |
| Monday, February 27 | DUNEDIN | Pittsburgh Pirates | 1:07pm | Bluejays.com | SNET |
| Tuesday, February 28 | Bradenton | Pittsburgh Pirates | 1:05pm | Bluejays.com | |
| Wednesday, March 1 | DUNEDIN | Detroit Tigers (SS) | 1:07pm | Bluejays.com | |
| Thursday, March 2 | DUNEDIN | Philadelphia Phillies | 1:07pm | Bluejays.com | |
| Friday, March 3 | DUNEDIN | New York Yankees | 1:07pm | Bluejays.com | SNET |
| Saturday, March 4 | Lee County | Minnesota Twins | 1:05pm | SN590 | |
| Sunday, March 5 | DUNEDIN | Tampa Bay Rays | 1:07pm | SN590 | SNET |
| Monday, March 6 | | OFF DAY | | | |
| Tuesday, March 7 | DUNEDIN | Canada – WBC | 1:07pm | Bluejays.com | SNET |
| Wednesday, March 8 | Sarasota | Baltimore Orioles | 1:05pm | Bluejays.com | |
| Thursday, March 9 | Clearwater | Philadelphia Phillies | 1:05pm | Bluejays.com | |
| Friday, March 10 | Lakeland | Detroit Tigers | 1:05pm | Bluejays.com | |
| Saturday, March 11 | DUNEDIN | Philadelphia Phillies | 1:07pm | SN590 | |
| Sunday, March 12 | Port Charlotte | Tampa Bay Rays | 1:05pm | SN590 | |
| Monday, March 13 | DUNEDIN | Boston Red Sox | 1:07pm | SN590 | |
| Tuesday, March 14 | Fort Myers | Boston Red Sox | 1:05pm | Bluejays.com | |
| Wednesday, March 15 | | OFF DAY | | | |
| Thursday, March 16 | DUNEDIN | New York Yankees | 1:07pm | SN590 | |
| Friday, March 17 | Clearwater | Philadelphia Phillies | 1:05pm | Bluejays.com | |
| Saturday, March 18 | DUNEDIN | Tampa Bay Rays | 1:07pm | SN590 | SNET |
| Sunday, March 19 | Bradenton | Pittsburgh Pirates | 1:05pm | SN590 | |
| Monday, March 20 | DUNEDIN | Minnesota Twins | 1:07pm | Bluejays.com | |
| Tuesday, March 21 | Sarasota | Baltimore Orioles | 1:05pm | Bluejays.com | |
| Wednesday, March 22 | DUNEDIN | Detroit Tigers | 1:07pm | Bluejays.com | |
| Thursday, March 23 | | OFF DAY | | | |
| Friday, March 24 | DUNEDIN | Boston Red Sox | 1:07pm | Bluejays.com | SNET |
| Saturday, March 25 | Tampa | New York Yankees | 1:05pm | | |
| Saturday, March 25 | DUNEDIN | Canadian Jr. National Team (SS) | 1:07pm | SN590 | SNET |
| Sunday, March 26 | DUNEDIN | Baltimore Orioles | 1:07pm | SN590 | SNET |
| Sunday, March 26 | Lakeland | Detroit Tigers (SS) | 1:05pm | | |
| Monday, March 27 | DUNEDIN | Philadelphia Phillies | 6:07pm | Bluejays.com | |
| Tuesday, March 28 | Clearwater | Philadelphia Phillies | 6:35pm | Bluejays.com | |
| Wednesday, March 29 | DUNEDIN | New York Yankees | 1:07pm | Bluejays.com | |
| Thursday, March 30 | | OFF DAY | | | |
| Friday, March 31 | MONTREAL | Pittsburgh Pirates | 7:07pm | SN590 | SNET |
| Saturday, April 1 | MONTREAL | Pittsburgh Pirates | 1:07pm | SN590 | SNET |



GLOSSARY OF MEDICAL TERMS

BIographies

LAST SEASON

HISTORY

RECORDS

OPPONENTS

PLAYER DEV.

MEDIA & MISC.

ABDUCT – Movement of any extremity away from the midline of the body. This action is achieved by an abductor muscle.

AC JOINT – Acromioclavicular joint; joint of the shoulder where acromion process of the scapula and the distal end of the clavicle meet; most shoulder separations occur at this point.

ADDUCT – Movement of any extremity towards the midline of the body. This action is achieved by an adductor muscle.

ANTERIOR – In front of; the front surface of.

ANTERIOR CRUCIATE LIGAMENT (ACL) – A primary stabilizing ligament within the center of the knee joint that prevents hyperextension and excessive rotation of the joint. A complete tear of the ACL necessitating reconstruction could require up to 12 months of rehabilitation.

ANTI-INFLAMMATORY – Any agent which prevents inflammation, such as aspirin or ibuprofen.

ARTHROGRAM – X-ray technique for joints using air and/or dye injected into the affected area; useful in diagnosing meniscus tears of the knee and rotator cuff tears of the shoulder.

ARTHROSCOPY – A surgical examination of the internal structures of a joint by means of viewing through an arthroscope. An arthroscopic procedure can be used to remove or repair damaged tissue or as a diagnostic procedure in order to inspect the extent of any damage or confirm a diagnosis.

BONE SCAN – An imaging procedure in which a radioactive-labeled substance is injected into the body to determine the status of a bone injury. If the radioactive substance is taken up by the bone at the injury site, the injury will show as a “hot spot” on the scan image. The bone scan is particularly useful in the diagnosis of stress fractures.

CARTILAGE – Smooth, slippery substance preventing two ends of bones from rubbing together.

CAT SCAN – Use of a computer to produce a cross-sectional view of the anatomical part being investigated from x-ray data.

CHARLEY HORSE – A contusion or bruise to any muscle resulting in intramuscular bleeding.

CONCUSSION – Jarring injury of the brain resulting in dysfunction. It can be graded as mild, moderate or severe depending on loss of consciousness, amnesia and loss of equilibrium.

CONTUSION – An injury to muscle and tissues cause by a blow from a blunt object.

DEBRIDEMENT – Removal of non-healthy tissues and foreign material from a wound or burn to prevent infection and permit healing.

DELTOID MUSCLE – Muscles at the top of the arm, just below the shoulder, responsible for shoulder motions to the front, side and back.

DISC – A flat, rounded plate between each vertebrae of the spine. The disc consists of a thick fibering which surrounds a soft gel-like interior. It functions as a cushion for the spinal column.

FEMUR – Thigh bone; largest bone in the body.

FIBULA – Smaller of the two bones in the lower leg; runs from the knee to the ankle along the outside of the lower leg.

FRACTURE – Breach in continuity of a bone. Types of fractures include simple, compound, comminuted, greenstick, incomplete, impacted, longitudinal, oblique, stress or transverse.

GADOLINIUM MRI – The chemical gadolinium is injected into the joint being studied so as to enhance the diagnosis of the structure under investigation.

GLENOID – Cavity of the scapula into which the head of the humerus fits to form the shoulder girdle.

GRADE ONE INJURY – A mild injury in which ligament, tendon, or other musculoskeletal tissue may have been stretched or confused, but not torn or otherwise disrupted.

GRADE TWO INJURY – A moderate injury when musculoskeletal tissue has been partially, but not totally torn which causes appreciable limitation in function of the injured tissue.

GRADE THREE INJURY – A severe injury in which tissue has been significant, and in some cases totally, torn or otherwise disrupted causing a virtual total loss of function.

GROIN – Junction of the thigh and abdomen; location of muscles that rotate, flex and adduct the hip.

HEMATOMA – Tumor-like mass produced by an accumulation of coagulated blood in a cavity.

HYPEREXTENSION – Extreme extension of a limb or body part.

IMPINGEMENT SYNDROME – Pinching together of the supraspinatus muscle and other soft tissue in the shoulder. The most common (throwing) arm injury, which represents many pathologies and general involves supraspinatus overuse.

INFLAMMATION – The body’s natural response to injury in which the injury site might display various degrees of pain, swelling, heat, redness and/or loss of function.

LABRUM (Labrum Glenoidale) – The cartilage of the glenoid cavity in the shoulder. A lip-edge or lip-like structure.

LATERAL – To the outside of the body.

LIGAMENT – Band of fibrous tissue that connects bone to bone, or bone to cartilage and supports and strengthens joints.

MAGNETIC RESONANCE IMAGING (MRI) – Imaging procedure in which a radio frequency pulse causes certain electrical elements of the injured tissue to react to this pulse and through this process a computer display and permanent film establish a visual image. MRI does not require radiation and is very useful in the diagnosis of soft tissue, disc, and meniscus injuries.

MEDIAL – To the inside of the body.

MEDIAL COLLATERAL LIGAMENT (MCL) – Ligament of knee along the medial aspect that connects the femur to the joint.

MENISCUS – Crescent shaped cartilage, usually pertaining to the knee joint, also known as “cartilage.” There are two menisci in the knee, medial and lateral. These work to absorb weight within the knee and provide stability.

METACARPALS – Five long bones of the hand running from the wrist to the fingers.

METATARSALS – Five long bones of the foot, running from the ankle to the toes.

POSTERIOR – At the back part, or rear of the body.

POSTERIOR CRUCIATE LIGAMENT (PCL) – A primary stabilizing ligament of the knee that provides significant stability and prevents displacement of the tibia backward within the knee joint. A complete tear of this ligament necessitating reconstruction could require up to 12 months of rehabilitation.

QUADRICEP MUSCLES “QUADS” – A group of four muscles of the front thigh that run from the hip and form a common tendon at the patella; they are responsible for knee extension.

ROTATOR CUFF – Comprised of four muscles in the shoulder area that can be irritated by overuse. The muscles are the supraspinatus (most commonly injured), infraspinatus, teres minor and subscapularis.

ROTATOR CUFF IMPINGEMENT SYNDROME – A microtrauma or overuse injury caused by stress. The four stages are: 1) tendonitis with temporary thickening of the bursa and rotator cuff 2) fiber dissociation in the tendon with permanent thickening of the bursa and scar formation 3) a partial rotator cuff tear of less than 1 cm and 4) a complete tear of 1 cm or more.

SHIN SPLINT – A catch-all syndrome describing pain in the shin that is not a fracture or tumor, and cannot be defined otherwise.

SPRAIN – Injury resulting from the stretch or twist of the joint and causes various degrees of stretch or tear of a ligament or other soft tissue at the joint.

STRAIN – Injury resulting from a pull or torsion to the muscle or tendon that causes various degrees of stretch or tear to the muscle or tendon tissue.

STRESS FRACTURE – A hair-line type of break in a bone caused by overuse.

SYNOVITIS – Inflammation of the synovial lining of a joint.

TENDINITIS – Inflammation of the tendon and/or tendon sheath, caused by chronic overuse or sudden injury.

TENDON – Tissue that connects muscle to bone.

TIBIA – Larger of the two bones of the lower leg and is the weight-bearing bone of the shin.

ULNAR NERVE – Nerve in the elbow commonly irritated from excessive throwing.

ULTRASOUND – An electrical modality that transmits a sound wave through an applicator into the skin to the soft tissue in order to heat the local area for relaxing the injured tissue and/or disperse edema.

NOTE: This list is not meant to be all inclusive, nor should it be used as a substitute for a physician’s diagnosis and/or description of an injury or illness.



DETAILED TABLE OF CONTENTS

| | | | | |
|-------------------------------|------------------------------------|------------|--------------------------------------|-----|
| Toronto Blue Jays | 1992 | 185 | How They Have Drawn | 244 |
| Baseball Club | 1993 | 187 | Attendance Year-by-Year | 245 |
| Blue Jays Baseball Academy | 2015 | 189 | Home Sellout Streaks — | |
| Toronto Blue Jays | 2016 | 190 | Regular Season | 245 |
| Baseball Club & Rogers Centre | Player History | 191 | Attendance at the Break | 246 |
| Club Officers | All-Time Roster | 191 | Individual Records | 247 |
| Mark Shapiro | The Original Blue Jays | 193 | Blue Jays Career Games by Position | 247 |
| Ross Atkins | All-Time Uniform Numbers | | Home Run Records by Position | |
| Andrew Miller | 1977-2016 | 194 | (Season) | 247 |
| Roberto Alomar | Player Transactions | 197 | Batting Leaders | 248 |
| Sandy Alomar Sr. | Blue Jays Trades | 197 | Pitching Leaders | 252 |
| Carlos Delgado | Free Agency for Players on the | | Fielding Percentage - League Leaders | 255 |
| Pat Hentgen | 40-Man Roster | 203 | Shutouts | 256 |
| Paul Quantrill | Players With Most Seasons as | | Top Ten | 256 |
| Business Operations | a Blue Jay | 203 | Batting Departments | 256 |
| Mario Coutinho | Major League Rule 5 Draft, | | Pitching Departments | 257 |
| Mark Dimars | 1977-2016 | 204 | All-Time | 258 |
| Sebastian Gatica | Awards | 206 | Batting Departments | 258 |
| Justin Hay | National Baseball Hall of Fame | 206 | Pitching Departments | 259 |
| Matthew Shuber | Retired Numbers | 207 | Perfect Starts to a Season | 259 |
| Marnie Starkman | Level of Excellence | 207 | Consecutive Wins in Consecutive | |
| Jay Steinhilber | League Awards | 211 | Game Starts | 260 |
| Baseball Operations | Baseball Writers Association of | | Consecutive Winning Streaks | |
| Tony Lacava | America Awards | 211 | by Pitchers | 260 |
| Ben Cherington | Hank Aaron Award | 211 | Miscellaneous Statistics | 261 |
| Joe Sheehan | Edgar Martinez Award | 211 | Pitching | 261 |
| Andrew Timnish | Silver Slugger Award | 211 | 15-Game Winners | 261 |
| Dana Brown | Leif S. Macphail Jr. Award | 211 | Pitchers With Over 9 Innings in | |
| Perry Minasian | MVP of ALCS | 211 | One Game | 261 |
| Mike Muraw | World Series Most Valuable Player | 211 | Blue Jays—10 Wins | 261 |
| Mike Shaw | Toronto Blue Jays All-Star Game | | Blue Jays With 10 or More | |
| Sanjay Choudhury | Selections | 212 | Strikeouts in a Game | 262 |
| Heather Connolly | Rawlings Gold Glove | 213 | Low Hit Games by Blue Jays | |
| Ron Sandelli | American League Player and Pitcher | | (Individual/Combined) | 263 |
| High Performance | Honours | 214 | Batting | 264 |
| Angus Muford | Player of the Week | 214 | 300 Hitters (502 or More PA) | 264 |
| Clive Brewer | Player of the Month | 215 | 100 RBI | 264 |
| George C. Poulos | Rookie of the Month | 215 | 30 Home Runs | 264 |
| Nikki Huffman | Pitcher of the Month | 215 | 30 Stolen Bases | 264 |
| Donovan Santas | Media Awards | 216 | Home/Road RBI Leaders | 264 |
| Stephanie Wilson | Toronto Chapter BBWAA Award | | Season Records — Individual | 265 |
| Paddy Steinfort | Winners | 216 | Batting | 265 |
| Dr. Jason Smith | The Sporting News Awards | 217 | Pitching | 266 |
| Sam Lima | Baseball Man of the Year in Canada | 217 | Miscellaneous | 266 |
| Mike Frostad | Baseball America | 217 | Fielding Season Records | 267 |
| Chris Joyner | Minor League Player of the Year | 218 | Game Records — Individual | 268 |
| Jeff Stevenson | Player And Pitcher of the Month | 218 | Batting | 268 |
| Scott Weberg | Player of the Month | 218 | "Big" RBI Games | 268 |
| Todd Earl | Pitcher of the Month | 219 | Pitching | 269 |
| Nigel Batson | Blue Jays & Cy Young Voting | 219 | Fielding | 269 |
| Behind The Scenes | Blue Jays and the AL Manager | | Monthly Records — Individual | 271 |
| Jeff Ross | of the Year Voting | 220 | Pitching | 271 |
| Kevin Malloy | Rookie-of-the-Year | 220 | Batting | 271 |
| Mustafa (Moose) Hassan | Blue Jays and the MVP Voting | 221 | Club Records | 272 |
| Lenny Frejlich | Club Awards | 222 | Toronto's Best Won/Lost Records | 272 |
| Alex Andriopoulos | Bobby Mattick and Al Lamacchia | | Blue Jays Monthly Records | 273 |
| Jason Phillips | Awards | 222 | Miscellaneous Statistics | 275 |
| Jose Pelley | R. Howard Webster Awards | 223 | Best/Worst Homestands and Recordings | 275 |
| John Babocsi | Opening Day | 224 | Longest Winning Streaks (10 or More) | 275 |
| Robert Baumander | Season Openers (21-19) | 224 | Longest Losing Streaks (10 or More) | 275 |
| MANAGER AND COACHES | Home Openers (26-14) | 225 | Longest Home Winning Streaks | 275 |
| Gibbons, John | Season Opening Day | 225 | Longest Road Winning Streaks | 275 |
| Hale, Demarlo | Records | 225 | Longest Home Losing Streaks | 275 |
| Jacoby, Brook | Lineups | 226 | Longest Road Losing Streaks | 275 |
| Johnson, Dane | BLUE JAYS RECORDS | 229 | Winning And Losing Streaks — | |
| Leiper, Tim | Season Records | 230 | Home And Road | 276 |
| Rivera, Luis | Club Statistics | 230 | Longest Winning & Losing Streaks | 277 |
| Shelton, Derek | Year-By-Year Record | 230 | Biggest Innings | 277 |
| Walker, Pete | Clinching/Elimination Dates | | Comebacks | 278 |
| | (Division Winner) | 232 | Largest Lead Changes | 278 |
| | All-Time Won-Lost Breakdown | 233 | 20 or More Hits | 278 |
| | Doubleheader | 233 | Triple Plays | 278 |
| | Standing by Month | 234 | Highest Scoring Games | 279 |
| | In First Place | 234 | Milestone Victories | 280 |
| | Playing Statistics | 235 | Marathons in Blue Jays History | 280 |
| | Batting | 235 | Season Records — Club | 281 |
| | Switch-Hitters (48) | 235 | General | 281 |
| | Pitching | 236 | Batting | 282 |
| | Blue Jays Pitchers Whose | | Teammates With 30+ HR, 30+ 2B | |
| | ML Debut Came as a Starter | 237 | & 100+ RBI (One Season) | 282 |
| | The Last Time | 238 | Fielding | 283 |
| | Position Players Who Pitched | | Pitching | 283 |
| | for the Blue Jays | 240 | Pitchers, Top Duos by Wins (Top 5) | 283 |
| | Attendance Records | 241 | Most Wins vs Losses by a Pitcher | 284 |
| | 2016 Attendance | 241 | Consecutive Batters Retired | 284 |
| | Blue Jays | 241 | Game Records — Club | 285 |
| | American League | 241 | Batting | 285 |
| | All-Time Attendance | 242 | Pitching | 285 |
| | Records | 242 | Near No-Hitters Spoiled in the | |
| | Opponents in Toronto | 242 | 9th Inning | 285 |
| | Blue Jays on the Road | 243 | Fielding | 286 |
| | Twenty Largest Home Crowds | 243 | Monthly Records — Club | 286 |
| | Top All-Time Attendance Marks | 244 | | |

BIographies

LAST SEASON

HISTORY

RECORDS

OPPONENTS

PLAYER DEV.

MEDIA & MISC.



| | |
|--|-----|
| Consecutive Games With at Least | |
| 1 RBI | 286 |
| Blue Jays Rookies | 287 |
| Highs & Lows | 287 |
| An Early Start | 287 |
| Rookies Year by Year | 288 |
| Top Five Rookies — Thru 2016 | 289 |
| Home Runs | 290 |
| Club Records | 290 |
| Hitters | 290 |
| Pitchers | 291 |
| Home Run Summary (1977-2016) | 292 |
| Home Runs at Rogers Centre | 292 |
| Rogers Centre 500 Level | |
| Home Runs | 293 |
| Blue Jays Five or More Home Run | |
| Games (46) | 293 |
| Four Home Runs in One Inning | 293 |
| Back-to-Back-to-Back Home Runs | 294 |
| Three Home Runs in One Inning | 294 |
| Consecutive Games With at Least | |
| One Home Run | 294 |
| Individual Records | 295 |
| Yearly Home Run Leaders | 295 |
| Most Home Runs, One Month | 295 |
| Home Run Trios, One Season | 295 |
| Home Run Duos, One Season | 295 |
| Most Players 10 or More Home Runs | 296 |
| Four Home Run Games | 296 |
| Three Home Run Games | 296 |
| Consecutive Game Home Runs | 297 |
| Most Home Runs in a Season Series | 297 |
| Multiple 20-Plus Home Run Seasons | 297 |
| All-Time Longest Homerless Stretches | 297 |
| Leading Off | 298 |
| Blue Jays, Home Run on First | |
| Pitch of Game | 298 |
| Lead Off Home Runs | 298 |
| (Tor - 123/Opp. - 105) | 298 |
| Homering From Both Sides — | |
| Blue Jays (1 Game) | 298 |
| Pinch Hit Home Runs | 299 |
| (Tor - 99/Opp. - 108) | 299 |
| PH Home Run Leaders | 299 |
| Inside-the-Park Home Runs | |
| (Tor - 28/Opp. - 33) | 300 |
| Extra-Inning Home Runs | |
| (Tor - 104/Opp. - 102) | 301 |
| First Major League Hit as a Home Run | 301 |
| Home Runs, First Major League At Bat | 301 |
| Walkoff Home Runs | |
| (Tor - 70/Opp. - 85) | 302 |
| Grand Slam Home Runs | 303 |
| (Tor - 136/Opp. - 144) | 303 |
| Leaders | 303 |
| First Home Run as a Blue Jay | |
| to be a Grand Slam | 303 |

| | |
|---------------------------------------|-----|
| Youngest Blue Jays to Hit a | |
| Grand Slam, All Time | 303 |
| Grand Slam Record | 304 |
| Post-Season and All-Star Homers | 305 |
| Blue Jays (56 Total) | 305 |
| World Series | 305 |
| League Championship Series | 305 |
| League Division Series | 305 |
| Wild Card Game | 305 |
| All Star Game | 305 |
| Opponents (55 Total) | 306 |
| World Series | 306 |
| League Championship Series | 306 |
| League Division Series | 306 |
| Wild Card Game | 306 |
| All Star Game | 306 |

| | |
|--|------------|
| OPPONENTS | 307 |
| Opponents | 308 |
| Leading Opponents vs Blue Jays | 308 |
| Low Hit Games vs Blue Jays | 309 |
| Opponents All-Time Leaders vs. Toronto | 310 |
| Consecutive Wins and Losses vs | |
| American League Opponents | 321 |
| Pitchers at the Plate | 322 |

| | |
|-------------------------------|------------|
| PLAYER DEVELOPMENT | 323 |
| Player Development | 324 |
| Gi Kim | 324 |
| Charlie Wilson | 324 |
| Eric Wedge | 324 |
| Mike Mordecai | 324 |
| Scouting | 325 |
| Ryan Mittleman | 325 |
| Steve Sanders | 325 |
| Jose "Sandy" Rosario | 325 |
| Lorenzo Perez | 325 |
| Henry Sandoval | 326 |
| Aaron Acosta | 326 |
| Major League Scouts | 327 |
| Pro Scouts | 328 |
| Amateur Crosscheckers | 329 |
| Area Scouts | 330 |
| 2017 Minor League Instructors | |
| Ware, Jeff | 331 |
| Langford, Rick | 331 |
| Knowles, Darold | 332 |
| Huckaby, Ken | 332 |
| Raines, Tim | 332 |
| Solano, Danny | 333 |
| Malave, Omar | 333 |
| Didier, Mel | 333 |
| Minor League Affiliates | 334 |
| Maacham, Bobby | 337 |
| Stanley, Bob | 337 |
| White, Devon | 337 |
| Mathews, Aaron | 337 |
| Allenson, Gary | 338 |
| Horsman, Vince | 338 |

| | |
|--|-----|
| Ortegon, Ronnie | 338 |
| Schneider, John | 339 |
| Riggins, Mark | 339 |
| Hart, Corey | 339 |
| Abreu, Michel | 339 |
| Martin, Cesar | 340 |
| Collazo, Willie | 340 |
| Murphy, Donny | 340 |
| Schaeffer, Chris | 340 |
| Miller, Rich | 341 |
| Czajkowski, Jim | 341 |
| Pano, Dave | 341 |
| Hurtado, Luis | 342 |
| Rincon, Juan | 342 |
| Elliott, Paul | 342 |
| Holmberg, Dennis | 343 |
| Caceres, Antonio Gonzalez | 343 |
| Villalobos, Carlos | 343 |
| 2017 Minor League Players | 344 |
| 2017 Organizational Composite Schedule | 348 |
| Toronto Blue Jays | |
| June 2016 First Year Player Draft | 350 |

| | |
|---|------------|
| MEDIA & MISCELLANEOUS | 351 |
| Media Services | 352 |
| 2017 Regular Season Club/Media | |
| Regulations | 354 |
| Broadcasting | 355 |
| Television | 355 |
| Buck Martinez | 355 |
| Dan Shulman | 355 |
| Pat Tabler | 355 |
| Jamie Campbell | 355 |
| Gregg Zaur | 356 |
| Radio | 356 |
| The Fan Radio Network | 356 |
| Jerry Howarth | 356 |
| Joe Siddall | 356 |
| Mike Wilner | 356 |
| Le Baseball des Blues Jays | 357 |
| Jacques Doucet | 357 |
| Rodger Brulotte | 357 |
| 2017 Blue Jays Radio Station List | 357 |
| Blue Jays at Rogers Centre and Exhibition | |
| Stadium | 360 |
| Game Delays at Rogers Centre | 360 |
| Ground Rules — Rogers Centre | 361 |
| Home Postponements | 361 |
| Rogers Centre Roof Openings | 361 |
| Blue Jays | |
| Spring Training Directory | 362 |
| Site | 362 |
| Florida Auto Exchange Stadium | 362 |
| Spring Training Record | 363 |
| Spring Training Attendance | 364 |
| 2017 Spring Training Schedule | 365 |
| Glossary of Medical Terms | 366 |

| | |
|---------------------------------------|-----|
| 2-0 in World Series Play | 193 |
| 10 Consecutive Hits | 254 |
| 10 Home Run Game | 291 |
| 20 Wins in a 25 Game Span, | |
| Club History | 49 |
| 200 Home Runs | 292 |
| 1991 All-Star Game | 211 |
| 2010 Home Run Facts | 290 |
| Age When Managers Took Over | |
| Their First Game | 24 |
| Arbitration Cases | 46 |
| At the All Star Break | 260 |
| Back to Back Home Runs More Than Once | |
| in the Same Game, Toronto | 39 |
| Blue Jays, Most Consecutive Games | |
| with 1+ Double — All-Time | 83 |
| Blue Jays, Pitchers 40+ Years Old to | |
| Win Game — All-Time | 78 |
| Blue Jays With 2 Extra-Base Hits | |
| in a Single Inning — All-Time | 114 |
| Call It a Draw | 270 |
| Canadian Baseball Hall of Fame | |
| and Museum | 231 |

| | |
|---|-----|
| Canadians in the System | 128 |
| First To 100 Home Runs | 302 |
| First Trip Lucky | 205 |
| First Year Player Draft, 1st Round | |
| Selections | 347 |
| Grand Slams Hit by a Toronto Rookie, | |
| All-Time | 148 |
| Hitting for the Cycle | 93 |
| Home Run Trivia | 304 |
| How Long Did It Take | 263 |
| Longest Consecutive Batters Retired | |
| Streaks (Blue Jay History) | 90 |
| Longest Rain Delays | 271 |
| Longest Scoreless Innings Streaks by a | |
| Toronto Reliever, Season | 103 |
| Managers | 25 |
| Most Consecutive Games With Starting | |
| Pitcher Allowing 3ER or Less, | |
| Toronto All-Time | 82 |
| Most Consecutive Outings Without Allowing | |
| a Run to Start Career With Blue Jays — | |
| All-Time | 98 |
| Most Home Runs Hit in a Series | 110 |

| | |
|---|-----|
| Most Strikeouts in First Start for | |
| Blue Jays | 77 |
| Name the Team Contest | 9 |
| No Sweeps | 276 |
| O' Canada | 128 |
| Oldest & Youngest Blue Jays | 60 |
| Opening Up | 224 |
| Over Under | 270 |
| Seasons in Which Toronto was the 1st | |
| Team to Score 500 Runs, Majors | 67 |
| Stieb's No-Hitter | 240 |
| Toronto Blue Jays Ownership | 13 |
| Winning the Game After Getting Out-Hit | |
| by 9 or More | 276 |
| World Series LCS Shares | 204 |
| World Series Rings | 202 |
| Youngest Blue Jays to Record | |
| First Multi-Home Game | 75 |
| Youngest Opening Day Starters, Blue Jays, | |
| All-Time | 147 |
| Youngest Position Players to Appear | |
| On Opening Day for Toronto | 58 |

Copyright © 2017 by the Toronto Blue Jays Baseball Club. All rights reserved. The use of any part of this publication reproduced, transmitted in any form or by any means, electronic, mechanical, photocopying, recording, or otherwise or stored in a retrieval system, without the prior written consent of the publisher – or in the case of photocopying or other reprographic copying, a license from the Canadian Reprography Collective – is an infringement of copyright law. All information is current to March 1, 2017. Entire contents are the property of the Toronto Blue Jays Baseball Club and cannot be reprinted in whole or in part without permission of the Blue Jays Communications Department.

Printed and bound in Canada by: **Astley Gilbert Limited, Toronto, ON**
 Typesetting: **Caledon Data Management, Vienna, ON (647) 202-2313**

