

ANGELS™

2011 INFORMATION GUIDE



fantapper™




Get
Tapped in.

www.fantapper.com

powered by



© 2011 Brand Affinity TechnologiesSM All Rights Reserved



The Angels will celebrate their 50th Anniversary throughout this year, truly making 2011 "More Than A Season". From a modest beginning, the Angels have grown into a perennial contender that boasts eight Western Division Titles and one World Series Trophy. Now, at 50 years, it is fitting to remember the many moments that have combined to make the Halos' first half century truly memorable.

The Angels joined Major League Baseball as an expansion team in 1961 with entertainer Gene Autry as their owner. The team's competitive history began with a 7-2 win against the Baltimore Orioles on April 11, 1961. Ted Kluszewski, a veteran slugger, clubbed two home runs to lead the way. Over the next 50 seasons, the Angels won 8 American League Western Division Championships, hosted the MLB All-Star Game three times, and captured the World Series Championship in 2002.

In the '60s, a squad managed by Bill Rigney posted the best record in expansion team history (70-91) and showcased the skills of several young players like Jim Fregosi and Buck Rodgers. Pitchers Nolan Ryan and Frank Tanana made headlines for the Halos throughout the '70s, a decade capped off by the franchise's first division championship in 1979. In the 1980s, the Angels won two more division championships. Fans also witnessed Reggie Jackson's 500th home run in 1984 and Rod Carew's 3,000th hit in 1985. A stadium renovation in the '90s laid the groundwork for an Angels renaissance that led to the ultimate triumph of 2002, when a team led by Angel greats Tim Lincecum and Darin Erstad captured the World Series trophy in a thrilling seven-game showdown. In 2010, the Angels hosted their third MLB All-Star game and were represented by Torii Hunter and Jered Weaver.

Through 50 years, the Angel franchise has:

- Eight division titles and a World Series Championship
- 33 Rawlings Gold Glove Winners
- Hosted three All-Star Games
- 16 Louisville Silver Slugger Recipients
- Two MVP's and two Cy Young Winners
- 130 All-Stars
- A Rookie of the Year and a Batting Champion
- 8 No-Hitters and a Perfect Game



**THE ANGELS
CONGRATULATE
BERT BLYLEVEN
ON HIS 2011
HALL OF FAME
INDUCTION**



ANGELS™

2011 INFORMATION GUIDE

Vice President of Communications
Tim Mead

Researched,
Written and Edited by
Eric Kay, Jen Hoyer,
Ryan Cavinder, Adam Chodzko,
Doug Ward, Lindsay McHolm,
Jonathon Ciani, Jeff Lee,
Tom DeCenso, Andrew Mealiff
and Shane Demmitt

Team Photography
Deb Robinson,
John Cordes and Bob Binder

Additional Photography
V.J. Lovero, Major League Baseball,
Rich Pilling, Getty Images,
Tom Donoghue, Scott Clarke,
Jerald Gibbs, Richard S. Kee,
Scott Quintaro, Ron Hastings,
Howard Levine, Lou Sauritch
and futureangels.com.

Statistical Information
Elias Sports Bureau, STATS LLC,
MLB Information Systems, MLBAM, SABR,
Howe Sportsdata International,
baseballreference.com & retrosheet.org

Artwork & Design Layout
Ben Franklin Press, Inc. (Mike Chavez)

Cover Design
Rinker and Associates

Printed by Ben Franklin Press, Inc.
Tempe, AZ

Copyright© 2011

©Angels Baseball, L.P.

The information contained in this publication was compiled by the Angels and is provided as a courtesy to our fans and the media and may be used only for personal or editorial purposes. Any commercial use of this information is prohibited without the prior written consent of the Angels.

All MLB and team insignias depicted in this publication are the property of Major League Baseball and the respective teams and may not be reproduced for commercial purposes without the prior written consent of Major League Baseball.

All information published as of February 2011.

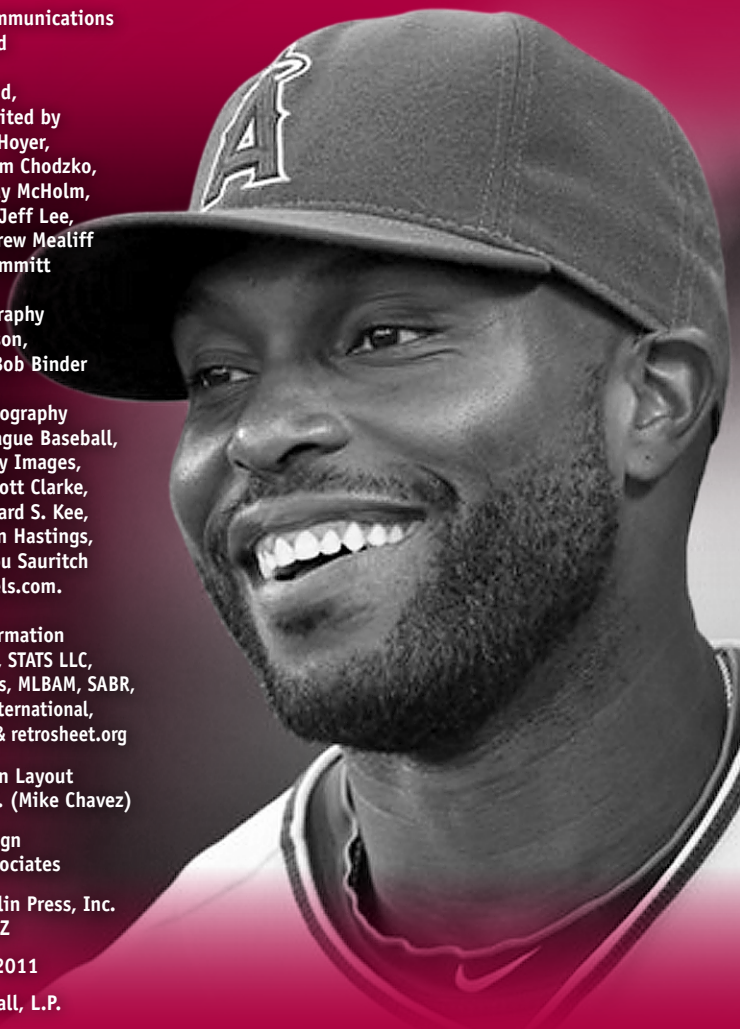




TABLE OF CONTENTS

T.O.C.

Angels 50th Anniversary	A
Bert Blyleven Tribute	B
Table of Contents	2-5
Angels Directory	6-7
The Angels and MLB Remember	8-11
Media Guidelines	12-13

FRONT OFFICE 16-34

Front Office Executives	16-25
Training Staff	25-28
Medical Staff	27-28
Clubhouse Staff	28-29
Staff Headshots	30-32
Scouting Staff	33-34

UNDER THE HALO 36-49

Television & Radio Information	36-41
Fox Sports West	36
AM 830 KLAA/KWKW ESPN Deportes	37
Television, Radio Announcers & Engineer	38-41
Name, Logo & Colors	42-43
Community Relations/Angels Baseball Foundation	44-49

MANAGER & COACHES 52-62

Mike Scioscia	52-55
Coaching Staff	56-62

THE PLAYERS 64-162

40-Man Roster	64-143
Non-Roster Players	144-157
2011 40-Man Roster & Non-Roster	158-160
How 2011 Angels Were Built	161
2011 Numerical Roster, Pronunciation Guide & In-Season Birthdays	162

MINOR LEAGUE SYSTEM 164-220

Minor League Instructors	164
Minor League Affiliates	164-165
Minor League Field Staff	166-167
Minor League Managers	168-173
Additional Minor League Staff	174-175
2010 Minor League Review	176-177
2010 Minor League Awards & Honors	178-179
2010 Organizational Leaders	180
Annual Minor League Awards	181
2010 Draft Selections	182
2010 Affiliates Statistics	183-189
2011 Organizational Players	190-220



TABLE OF CONTENTS



T.O.C.




2010 IN REVIEW	222-255
Season Wrap-up	222-225
Transactions	226-228
Day-by-Day	229-231
Won-Loss Breakdown	232
Highs & Lows	233-234
Catchers-Outfielder Statistics/Starters by Position, Order	235
Standings	236
Statistical Breakdowns	237-244
AL Rankings	245-246
AL Leaders	247-250
NL Rankings	251
NL Leaders	252-255

CLUB RECORDS 258-268

Club General – Season	258
Club Batting – Season	259
Club Fielding – Season	260
Club Pitching – Season	260
Individual Batting – Season	261-262
Individual Pitching – Season	262
Club General – Game	263
Club Batting – Game	263
Club Pitching – Game	264
Individual Batting – Game	264-265
Individual Pitching – Game	265
Club General – Consecutive	266
Club Batting – Consecutive	266
Club Pitching – Consecutive	266
Individual Batting – Consecutive	266
Individual Pitching – Consecutive	267
Individual Batting – Rookie Season	267
Starters – Rookie Season	268
Relievers – Rookie Season	268

ANGELS IN POST-SEASON 270-299

Yearly Playoff Summaries	270-296
All-Time Game-by-Game	297
All-Time Highs & Lows	298
Career Post-Season Leaders	299





CLUB HISTORY	302-411
Start of a Franchise, Original Draft	302
Inaugural Game, Los Angeles Angels Firsts	303
Year-by-Year Records, Standings	304
All-Time Roster	305-307
Opening Day Lineups	308
Year-by-Year Statistical Review (1961-2009)	309-357
Career Leaders – Batting	358
Single Season – Batting	359-360
Rookie Single Season – Batting	361
Yearly Leaders Batting	362-364
Club Batting, Designated Hitters	365
Club Pinch-Hitting	366
Angels' Grand Slams	367
Opponents Grand Slams	368
Pinch-Hit Home Runs, Inside-the-Park HR, HR in First At-bat as Angel, HR in First Game as Angel	369
Three Home Runs – Inning, Five & Six Hit Games	370
Career Leaders Pitching	371
Single Season Pitching	372
Rookie Season – Pitching	373
Yearly Leaders Pitching	374-376
Club Pitching	377
Low Hit Games By & Against Angels	378
Club Fielding	379
Games Played by Position	379
Highest Fielding Pct.	380
Triple Plays By & Against Angels	380
Day-by-Day Best/Worst Records	381
Day-of-the-Week Totals	382
Month-by-Month Totals, Angels vs. Divisions	383
Interleague Play	384
Series Sweeps	385
Marathon Games	386
Extra Innings, Winnings Streaks, Losing Streaks	387
1-0 Wins & Losses	388-389
Angels Stealing Home, Home Rainouts, At the All-Star Break	390
The Last Time	391



TABLE OF CONTENTS



T.O.C.

Angel Stadium	392-393
Anaheim Stadium – A Look Back	394
Year-by-Year Total Attendance	395
Sellouts at Angel Stadium, Opponents Record Attendance	395
All-Time Regular Season Attendance	
Post-Season Attendance at Angel Stadium	396
Angels Hosting the All-Star Game	397-399
Angels' Notable Trades	400-401
No. 1 Draft Selections	402-403
Angels' Award Winners	404-405
BBWAA & Team MVP Award Winners	405
Angels' Player of Week Winners	406
Angels' Player of Month Winners, All-Star Game Selections	407
Angels' Hall of Fame	408-411

MAJOR LEAGUE BASEBALL 414-440

National Baseball Hall of Fame and Museum	414
MLB Directory	415
2011 Opponents Information	416-431
Items of Interest	432-433
2011 Key Dates, Statistical Services, Angel Stadium Pre-Game Schedules	434
Medical Glossary	435-436
World Series Champions	437
Most Valuable Players	438
Cy Young Winners	439
Rookie of the Year Winners	440

SPRING TRAINING 442-447

Tempe Diablo Stadium	442-443
2011 Spring Training Information	444
2011 Spring Training Schedule	445
2010 Spring Training Stats	446
All-Time Spring Training Record	447

2011 SEASON INFORMATION 448-450

2011 Angels' Ticket Information & Stadium Map	448
2011 Angels' Promotional Schedule	449
2011 Angels' Schedule Grid	450

FILLER BOXES INDEX

"20/20" - All-Time Angels with 20 HR/20 SB	68	Longest Tenured Angels	101
20-Game Winners	127	Managerial Records, Angels All-Time	55
200+ Strikeout Seasons	141	Milestone Wins	93
300 Hitters in Club History	157	Minor League Affiliate History	175
Angels Top Prospects by Baseball America (2006-11)	22	MLB Security Policies	13
Angels 2011 Top Prospects by Baseball America	167	"Monster Months", Best Individual Months	253
Angels in All-Star Games	255	Most Home Runs by Position in Club History	127
Angel Stadium Ground Rules	395	MVP Award Winners	130
Angel Stadium, Facts & Figures	392	Nick Kamzic Scout of the Year Award	33
"We Like Mike"	53	Post-Season Attendance	396
"Book on Butch"	56	Pre-Game Timing Schedules	434
By the Decades	382	Presidents of the Angels	17
"Century Club", Angels 100-RBI seasons	296	Radio Broadcasters, All-Time	40
First Major League Hits - Current Angels	110	Radio Affiliates	36
Fred Haney Memorial Award	445	Retired Numbers & Memorial Patches, Markings	289
Futures Game Participants	149	Stadium Policies	393
General Managers of the Angels	21	Starters ERA, Best All-Time	268
Hitting Streaks	267	Statistical Services	434
"Hitting Under Hatch"	60	Television Broadcasters, All-Time	37
Howie Gershberg Minor League Pitcher of Year Award	178	Tempe Diablo Stadium Facts & Figures	442
HR, RBI in a Month	260	Tempe Diablo Stadium Renovations	443
Longest Home Runs at Angel Stadium (since '06)	72	Walk-Off Home Runs since 2000	439
Longest Scoreless Streaks by Angels Pitching	119	Western Division Clinching Dates	291





ANGELS DIRECTORY



ANGEL STADIUM • 2000 GENE AUTRY WAY • ANAHEIM, CA 92806 • WWW.ANGELS.COM

ADMINISTRATIVE OFFICES:

714/940-2000

MAIN CLUB FAX:

714/940-2001

TICKET INFORMATION:

714/634-2000

HOME BALLPARK:

Angel Stadium of Anaheim

2011 CAPACITY: 45,389

TEAM COLORS:

Red (PMS 200)

Dark Red (PMS 202)

Navy Blue (PMS 289)

Silver (PMS 877)

SPRING TRAINING FACILITY:

Tempe Diablo Stadium

2200 W. Alameda

Tempe, AZ 85282

CLUB AFFILIATES:

Salt Lake Bees (PCL)

Arkansas Travelers (TL)

Inland Empire 66ers (CL)

Cedar Rapids Kernels (ML)

Orem Owlz (PL)

Tempe Angels (ASL)

FOUNDED: 1960

EXECUTIVE MANAGEMENT

Owner	Arturo "Arte" Moreno
Chairman	Dennis Kuhl
President	John Carpino
Chief Financial Officer	Bill Beverage
Vice President, Communications	Tim Mead
Vice President, Finance and Administration	Molly Taylor Jolly
Vice President, Marketing and Ticket Sales	Robert Alvarado
Vice President, Corporate Sales	Richard McClemmy

BASEBALL OPERATIONS

General Manager	Tony Reagins
Assistant General Manager	Ken Forsch
Senior Advisor	Bill Stoneman
Special Assistants to GM	Gary Sutherland, Gary DiSarcina
Director, Scouting	Ric Wilson
Director, Player Development	Abe Flores
Director, Legal Affairs & Risk Management	David Cohen
Manager, Baseball Operations	Tory Hernandez
Assistant to Player Development and Scouting	Justin Hollander
Administrative Assistant, Player Development and Scouting	Kathy Mair
Clubhouse Manager	Keith Tarter
Assistant Clubhouse Manager	Shane Demmitt
Visiting Clubhouse Manager	Brian Harkins
Clubhouse Staff	Geoff Bennett, Kris Constanti, TJ Jara, Hector Vasquez, Angel Miranda, Antonio Venturelli, Vincent Willet, Eric Jimenez
Senior Video Coordinator	Diego Lopez
Video Coordinator	Ruben Montano

COMMUNICATIONS DEPARTMENT

Communications Manager	Eric Kay
Media Relations Representatives	Ryan Cavinder, Jennifer Hoyer, Jonathon Ciani
Community Relations Coordinator	Lindsay McHolm
Publications Manager	Doug Ward
Traveling Secretary	Tom Taylor
Club Photographers	Debora Robinson, John Cordes, Bob Binder

FINANCE AND ADMINISTRATION DEPARTMENT

Director, Human Resources	Jenny Price
Manager, Recruitment & Training	Brittany Johnson
Human Resources Representative	Arianna Fernandez
Benefits Coordinator	Cecilia Schneider
Travel Account Manager	Chantelle Ball



Controller	Cris Fisher
Payroll Manager	Lorelei Largey
Financial Analyst	Jennifer Jeanblanc
Accountants	Kylie McManus, Jennifer Whynott
Accounting Assistant	Linda Chubak
Staffing Analyst	Kristin Talamantes
Payroll Assistant	Alison Kelso
Manager, Information Services	Al Castro
Sr. Network Engineer	Neil Farris
Sr. Customer Support Analyst	David Yun
Assistant Network Administrator	Paramjit Singh

CORPORATE SALES DEPARTMENT

Director of Sales	Neil Viserto
Corporate Account Executives	Derek Ohta, Nicole Provansal, Jennifer Soliman, Rick Turner
Sr. Sponsorship Services Coordinator	Maria Dinh
Sponsorship Services Coordinators	Bobby Kowan, Jackie Perkins, Drew Zinser

SALES AND MARKETING DEPARTMENT

Sr. Marketing Manager	Matt Artin
Marketing Manager	Ernie Prukner
Marketing Associate	John Rozak
Marketing Coordinator/Graphic Designer	Jeff Lee
Ticket Sales Manager	Tom DeTemple
Director, Client Services	Brian Sanders
Client Services Representatives	Arthur Felix, Ashley Green, Justin Hallenbeck, Shawn Meyer Alisa Moreno, Adriana Ryan, Matt Swanson
Group Sales Account Executive	Angel Rodriguez
Premium Sales & Service Manager	Bryan Lawrence
Ticket Sales Account Executives	Clint Blevins, Jeff Leuenberger, Jasmin Matthews, Scott Tarlo
Administrative Assistant, Marketing	Monica Campanis

ENTERTAINMENT DEPARTMENT

Manager, Entertainment & Production	Peter Bull
Special Events Supervisor	Heather Capizzi
Producer, Video Operations	David Tsuruda
Associate Producer	Danny Pitts
Public Address Announcer	David Courtney

FACILITY SERVICES

Director, Facility Services	Mike McKay
Asst. Manager, Facility Services	Linda Fitzgerald
Purchasing Specialist	Suzanne Peters
Asset Coordinator	Daniel Angulo
Office Assistant	Jose Padilla
Facilities Receptionist	Cathy Valdez

BALLPARK OPERATIONS

Director, Ballpark Operations	Sam Maida
Event Manager	Calvin Ching
Security Lead	Mark Macias
Field/Ground Maintenance Manager	Barney Lopas
Receptionists	Sandy Sanford, Margie Walsh

TICKETING DEPARTMENT

Ticket Operations Manager	Sheila Brazelton
Assistant Ticket Manager	Susan Weiss
Ticketing Supervisor	Ryan Vance
Ticketing Representatives	Cyndi Nguyen, Clancy Holligan, Kim Weaver

MEDICAL STAFF

Medical Director	Dr. Lewis Yocum
Team Physician	Dr. Craig Milhouse
Orthopaedic Consultants	Dr. Orr Limpisvasti, Dr. Steven Shin
Chiropractic Consultant	Brian Prieto
Head Athletic Trainer	Adam Nevala
Athletic Trainer	Rick Smith
Strength and Conditioning Coach	T.J. Harrington
Physical Therapist	Bernard Li



SPARKY ANDERSON

Sparky Anderson, one of baseball's greatest managers, led the Cincinnati Reds' "Big Red Machine" dynasty of the 1970s to two World Series championships and won a third in 1984 with the Detroit Tigers, died November 4, 2010 at his home in Thousand Oaks, CA.

George Lee Anderson was born Feb. 22, 1934, in Bridgewater, S.D., and moved to Los Angeles when he was 10. A standout performer at Dorsey High School in Los Angeles (CA), he became a batboy for the baseball team at the University of Southern California. He would eventually join the Brooklyn Dodgers' minor-league system as an infielder at 19. While bouncing around the minor leagues, including a season for the Los Angeles Angels of the Pacific Coast League, the outgoing and engaging Anderson was tagged with the nickname "Sparky" for the enthusiastic way he played.

Anderson played one season in the major leagues, as a light-hitting second baseman for the Philadelphia Phillies in 1959, before returning to the minors. He began managing in 1964 and coached with the expansion San Diego Padres for Manager Preston Gomez, another former Dodger, in 1969. Before agreeing to manage the Reds in 1970, Anderson had been set to join the Angels that same season as a coach for Lefty Phillips, who had signed him with the Dodgers.

Anderson, the first manager to win the World Series in both the National and American leagues, and the only manager to lead two franchises in career wins, was elected to the National Baseball Hall of Fame in 2000, his first year of eligibility. When he retired from baseball in 1995, his 2,194 victories were the third most in history, behind only Connie Mack and John McGraw. Anderson managed 4,030 games in 26 years, seventh all-time, making seven playoff appearances and winning five league titles.

After losing the World Series to the Baltimore Orioles in 1970 and to the Oakland A's in 1972, the Big Red Machine hit its peak in 1975, winning 108 games. In a dramatic World Series against the Boston Red Sox, the Reds lost the sixth game in 12 innings when Carlton Fisk hit one of the most storied home runs in baseball history. The next night, however, the Reds came back to defeat the Red Sox, 4-3, when Morgan drove in the winning run in the ninth inning.

A year later, his Reds plowed through the New York Yankees in four games to claim their second World Series under Anderson. After his nine-year run in Cincinnati ended, he had 17 more with the Detroit Tigers, including his 1984 edition that started the season at 35-5, won 104 games and beat the San Diego Padres in five games in the World Series.

Besides solid hitting and fielding, his teams were known for their stellar bullpens. He helped lead a change in the way baseball is played by bringing in the fresh arms of relief pitchers when his starters began to falter, thus earning the nickname "Captain Hook" for his quick decisions to remove a pitcher from the game with limited discussion.

Anderson's Hall of Fame plaque includes the phrase: "Revered and treasured by his players for his humility, humanity, eternal optimism and knowledge of the game." When he needed a quote to finish his autobiography, published three years after he retired from managing, he picked a simple message: "All I ask of all you young people is that you never make money your one goal in life. Make people your life. And I promise you what a wonderful life it will be. Love life ... and it will love you."

Survivors include his wife, Carol Valle Anderson; sons Lee and Albert, daughter Shirley and nine grandchildren.



BOB CLEAR

Bob Clear, one of the most influential coaches and instructors in the history of the Angels, passed away April 6, 2010 at the age of 82.

Born December 14, 1927 in Denver, CO, Clear's baseball career included assignments as a minor league infielder, pitcher and manager, and a Major League coach with the Angels.

Clear began his long playing career in the Cleveland Indians' organization with the Batavia Clippers in 1945 at age 17. Three years later and in his second season with the St. Louis Cardinals' farm system, Clear was converted to a pitcher with the Willow Cardinals and promptly fashioned a 17-12 record and a 3.45 ERA.

In 1954 with Omaha, he registered the first of his three campaigns with 20-or-more wins, finishing with a 20-11 record and a 2.93 ERA, while leading the Western League in wins, innings pitched (267), tied for second with 22 complete games and tied for third with five shutouts.

In 1956, Clear left the Cardinals chain and was with the Sioux City Soos in the Pittsburgh Pirates system where he was promoted to player-manager in mid-May. A year later in a similar role with the Douglas Copper Kings of the Arizona-Mexico League, Clear hit .313 and went 20-11 with a 3.63 ERA. By going 18-8 for Douglas in '58, Clear led the league in winning percentage, and helped make history on August 19 when he was hitting 5th for Douglas in a game in which all nine starters homered against the Chihuahua Dorados in a 22-6 rout.

His final career totals covering 16 seasons included an impressive 162-115 record and 3.72 ERA in 2,347 innings pitched.

Clear's knowledge and leadership resulted in minor league managing jobs beyond serving as a player-manager. In 18 seasons with the Cardinals, Pirates and Angels, he managed 2,145 ball games.

He served as a scout for the Angels from 1969 to 1974 and eventually bullpen coach from 1967 to 1987. The uncle of former Angel right-hander Mark Clear, he was considered one of the most knowledgeable men ever to wear an Angels uniform and one of the most influential in the history of the organization.



ERNIE HARWELL

Baseball lost one of its true icons on May 4, 2010 when Hall of Fame broadcaster Ernie Harwell passed away of cancer at his home in Novi, MI, eight months to the day of his diagnosis. He was 92.

William Earnest Harwell was born Jan. 25, 1918, in Washington, GA., the youngest of Gray and Helen Harwell's three sons. The senior Harwell owned a furniture store with his brother, which they had to shutter when boll weevils devastated the cotton crop and the farmers who had bought their furniture on time could not pay their bills.

The family moved 100 miles west to Atlanta, but Gray Harwell's paralysis after brain surgery pushed his sons and wife to earn a living. Ernie delivered a newspaper, The

Atlanta Georgian, for 10 cents a week. Gray Harwell called baseball a "talkin' game," and his son grew up listening to minor league Atlanta Crackers games on the radio. But he was tongue-tied and lisped until he received elocution lessons that had him read works like "In Flanders Fields" and the Gettysburg Address aloud.

Harwell was on a track to become a sportswriter (his first published work was in *The Sporting News* when he was 16) but detoured into broadcasting, briefly calling Crackers' games while in the Marines and then becoming their full-time announcer in 1946.

Midway through the 1948 season, the Brooklyn Dodgers traded a minor league catcher for Harwell to fill in for the critically ill Red Barber. He remained through the 1949 season then moved on to call New York Giants games with Russ Hodges.

After four seasons with the Giants, he spent the next six years calling games for the Baltimore Orioles. He moved to Detroit in 1960 and was there for 42 of the next 43 years, including the World Championship years of 1968 and 1984.

In 55 seasons of broadcasting, Harwell covered over 8,500 games. His honors were numerous. He was selected by the National Sportscasters and Sportswriters Association as the Michigan Sportscaster of the Year 19 times, and inducted into its Hall of Fame in 1989. Harwell was also honored by the Baseball Hall of Fame in 1981 as the fifth broadcaster to receive its Ford C. Frick Award; was inducted into the American Sportscasters Association Hall of Fame in 1991, and was elected to the Michigan Sports Hall of Fame and the Radio Hall of Fame in 1998. In 2001, Harwell was the recipient of the prestigious Ty Tyson Award for Excellence in Sports Broadcasting, awarded by the Detroit Sports Broadcasters Association. In 2009, Harwell was named the first recipient of the DSB's Ernie Harwell Lifetime Contribution Award, an annual honor for an individual from the broadcast industry who has contributed outstanding time and effort to the betterment of sports broadcasting through a lifetime body of work. He was inducted into the Emory University Hall of Fame in 1990 and the Georgia Sports Hall of Fame in 2008. The press box at Detroit's Comerica Park was officially named the "Ernie Harwell Media Center" following his retirement from broadcasting. The Cleveland Indians also named their visiting radio booth at Progressive Field after Harwell.

The Angels were privileged to have him behind the microphone on a part-time basis in 1992.

In addition to his wife Lulu, Harwell is survived by sons, Bill and Gray, and twin daughters, Carolyn and Julie.



ED KIRKPATRICK

Ed Kirkpatrick, who played seven seasons for the Angels during a 16-year major league career, passed away November 15, 2010. He was 66.

Nicknamed "Spanky," Kirkpatrick was originally signed at the age of 17 by the California Angels out of Glendora (CA). He would go on to play

with the Angels from 1962-68, mostly as a right fielder and pinch hitter. After the '68 season, he was traded to Kansas City. He later played with Pittsburgh, Texas and Milwaukee before retiring after his final season in 1977.

Born in Spokane, WA, Kirkpatrick appeared in his first major league game with the Angels on September 13, 1962 at the age of 17. During his career, Kirkpatrick finished with a .238 average (824/3467), 85 home runs and 424 RBI in 1,311 games.

In 1981, four years after his retirement, Kirkpatrick was involved in a traffic accident that left him in a coma for 5 ½ months and in a wheelchair, partially paralyzed, for the rest of his life.

His hometown of Glendora offers the annual Ed Kirkpatrick Award to an outstanding member of the community who has provided exemplary and extraordinary service to youth playing sports in the city.



CORKY LIPPERT

Jean M. "Corky," Lippert, one of the most gracious and caring ladies ever to work for the Angel organization, passed away April 12, 2010 at the age of 81.

The Columbus, OH native devoted 32 years of her life working for the California Angels. She was dedicated to doing everything she could to assist members of the front office, media, fans, and players alike. A caring and compassionate lady, Corky was always filled with optimism and kind words for all she came into contact with. She served in a variety of roles for her Angels, the last being as Stadium Operations Director.

She was preceded in death by her parents, Carleton and Louise and sister, JoAnn, and is survived by her brother, Carl "Pete" (Barb) of Columbus and sister, Mary Kay Friess of Reston, VA, as well as several nieces and nephews.



DAVE NIEHAUS

Hall of Fame broadcaster Dave Niehaus, the radio voice of the Seattle Mariners for 34 seasons, passed away of a heart attack November 10, 2010. He was 75.

From right-hander Diego Segui's first pitch on April 6, 1977, through the end of the 2010 season, Niehaus called 5,284 of the Mariners' 5,385 games. The recipient of the 2008 Ford C. Frick award, Niehaus was inducted into the broadcasters' wing of the Baseball Hall of Fame and remains the lone Seattle Mariners representative in Cooperstown.

Niehaus' father wanted him to become a dentist, but the former high school pitcher enrolled in broadcasting classes at Indiana. He made his debut calling an Indiana-Ohio State basketball game.

Working as a short-order cook at Mount Rushmore National Park, a couple vacationing there encouraged him to follow his dreams in California after he graduated from college. He did so and landed a job at NBC as a page, working shows for Bob Hope, Dinah Shore and the quiz show, "Truth or Consequences."

Niehaus, who at the time was roommates with Jim Nabors of Gomer Pyle fame, quit his job when he was drafted into the Army and after basic training, got a job broadcasting sports for the Armed Forces.

After the military, Niehaus was hired by KMPC in Los Angeles working as a weekend sports reporter before getting a job broadcasting L.A. Rams football games in 1966. He would also broadcast UCLA and USC sports while living in Los Angeles and with Ken Wilson, his early partner on Mariners broadcasts, broadcast Pacific Coast League games in Hawaii from 1970 to 1972. He also did play-by-play for the California Angels from 1969-76.

He gave his signature phrase, "My, Oh, My!" during the inaugural season, getting the inspiration from fellow Angels

broadcast Dick Enberg, who used the phrase "Oh, My!" He derived his "Fly away!" line from a rock song he heard driving at Mariners spring training.

Niehaus is survived by his wife Marilyn, children Andy, Matt and Greta, and six grandchildren.



RON PICHE

Ron Piche, a veteran of six Major League seasons and a member of the 1965 Angels, passed away February 3, 2011 in Montreal Quebec, Canada at the age of 75 following a lengthy bout with cancer.

A native of Verdun, Quebec, Piche was originally signed by the Milwaukee Braves organization. He made his ML debut on May 30th, 1960 and went on to record nine saves and a 3.56 ERA in 37 games. Piche would later pitch for the Angels in '65 and the St. Louis Cardinals in 1967.

Following his playing career, Piche served as a scouting director with the Montreal Expos, and returned to the field in 1976 for a stint as a coach with the club. For his contributions and accomplishments, Piche was honored with an induction into the Canadian Hall of Fame in 1988



BILL SHANNON

The New York baseball community and Major League Baseball were saddened to learn of the passing of official scorer and baseball historian Bill Shannon October 26, 2010. Shannon, 69, tragically lost his life in an apartment fire. Though he had his own apartment in the Upper East Side of

Manhattan, Shannon had moved in order to take care of his ailing 92-year-old mother, rescued by neighbors during the fire.

Shannon attended Columbia University, and until last year, covered the school's football and basketball games. He was head of public relations for Madison Square Garden from 1965-73 and served as the press box announcer for Titans and Jets home games for most of 50 years, missing merely three games because of military commitments.

He also served as an assistant on the United States Tennis Association press staff. He wrote "Official Scoring in the Big Leagues," published in 2006, authored "The Ballparks, A History of Major League Baseball Stadiums" and edited The Official Encyclopedia of Tennis of the U.S. Tennis Association. He also founded the New York Sports Museum & Hall of Fame, which planned to build a sports history museum.

He became an official scorer for the American League in 1979, and for the National League one year later. A baseball fan since his childhood — he was a Yankees fan living in a Giants household — Shannon wanted to and did score the first games played at Citi Field and the current Yankee Stadium.



JERRY STEPHENSON

Jerry Stephenson, a longtime scout for the Dodgers and Boston Red Sox who had a seven-year pitching career in the major leagues with the Red Sox, Seattle Pilots and Dodgers, died of cancer at his Fullerton home June 6, 2010. He was 66.

Born October 6, 1943, in Detroit, Stephenson grew up in Southern California and graduated from nearby Anaheim High School. A right-handed pitcher, Stephenson was signed by his father Joe, a scout with the Red Sox, as an amateur free agent in 1961 for about \$85,000.

Stephenson was 8-19 during his major league career. He reached the majors with Boston in 1963 and also played there from 1965 to 1968. His best season was 1967, when he went 3-1 with one save for the "Impossible Dream" Red Sox. He then made one relief appearance (Game Four) against St. Louis in the World Series, which Boston lost in seven games.

He played for the expansion Seattle Pilots in 1969 and the Dodgers in 1970. He pitched in the Dodgers' minor league system until he followed in his father's footsteps and started scouting in 1974. He would scout for the Dodgers for 25 years prior to spending the last 14 years with the Red Sox.

Stephenson graduated from Cal State Fullerton in 1978 with a bachelor's degree in physical education.

He is survived by his wife of 43 years, Yvonne, son, Brian, daughter, Shannon, three grandchildren, his mother, Dorothea, brothers, Tom and Joe Jr., and sisters, JoAnn and MaryLou.



GEORGE STEINBRENNER

George Steinbrenner, the man credited with returning the Yankees to their glory, passed away July 13, 2010 at the age of 80. In his 37-plus seasons with New York, Steinbrenner led the Yankees to seven World Series championships, 11 American League pennants and 16 American League East titles.

New York was 11 years removed from its last championship when "The Boss" headed a group that purchased the team from CBS Inc. on Jan. 3, 1973, for roughly \$10 million.

He revolutionized the franchise - and sports - by starting his own television network and ballpark food company. Forbes now values the Yankees at \$1.6 billion, trailing only Manchester United (\$1.8 billion) and the Dallas Cowboys (\$1.65 billion).

George Michael Steinbrenner III was born on the Fourth of July, in 1930. He joined the likes of Al Davis, Charlie O. Finley, Bill Veeck, George Halas, Jack Kent Cooke and Jerry Jones as the most recognized team owners in history. But Steinbrenner's sporting interests extended beyond baseball.

He was an assistant football coach at Northwestern and Purdue in the 1950s and was part of the group that bought the Cleveland Pipers of the American Basketball League in the 1960s. He was a vice president of the U.S. Olympic Committee from 1989-96 and entered six horses in the Kentucky Derby, failing to win with Steve's Friend (1977), Eternal Prince (1985), Diligence (1996), Concerto (1997), Blue Burner (2002) and the 2005 favorite, Bellamy Road.

Steinbrenner negotiated a landmark \$486 million, 12-year cable television contract with the Madison Square Garden Network in 1988 and launched the Yankees' own YES Network for the 2002 season.

While Steinbrenner grew up in the Cleveland area as a Yankees fan, his first passion was football. The youngest of three children, Steinbrenner attended Culver Military Academy in Indiana. At Williams College, he was a track man and specialized in hurdles. After that, he enlisted in the Air

Force. Steinbrenner always was partial to the military and at Yankee Stadium, men and women in uniform were admitted free of charge.

Following his discharge, he enrolled at Ohio State, pursuing a master's degree in physical education. It was his intention to go into coaching, but after working at a high school in Columbus and at Purdue and Northwestern, he turned to the business world. In 1963, Steinbrenner purchased Kinsman Transit Co., a fleet of lake ore carriers, from his family and built a thriving company. Four years later, Steinbrenner and associates took over American Shipbuilding and revitalized the company.

It was in Cleveland that Steinbrenner met veteran baseball executive Gabe Paul and became involved with the group that bought the Yankees. With 13 partners, Steinbrenner purchased the team from CBS Inc. During those days, Yankee Stadium underwent a \$100 million facelift and reopened in 1976. That year, the Yankees won the A.L. pennant, but were swept in the World Series by Cincinnati's Big Red Machine. The Yankees returned to win the World Series in 1977 and 1978 and the A.L. pennant in 1981.

Steinbrenner is survived by his wife, Joan, sons Hank and Hal, daughters Jennifer and Jessica and 13 grandchildren.



ANGEL TORRES

The Angels and baseball community lost a good friend December 29, 2010 with the passing of famed Cuban baseball historian Angel Torres in Pico Rivera, California from a long standing illness. He was 82.

Known as the "Bible of Baseball" for his extensive knowledge of the game, Torres came to the United States through Mexico in 1964, landing in New York for three years before moving to California where he would develop his journalism career.

As an author, he had five books published, including, "La Historia del Béisbol Cubano, La Leyenda del Béisbol Cubano, Tres Siglos del Béisbol Cubano, La Biblia del Béisbol y El Legado Deportivo de Angel Torres."

On November 14, 2009, he was honored by the city of Hialeah, Florida with a day in his name.

He most recently maintained columns on La Estufa Caliente (The Hot Corner), Terreno de Pelota (The Baseball Field) and worked for Fox Sports doing their Spanish language regular season and World Series broadcasts with former Angels Spanish broadcaster Ulpiano Cos Villa.



JOHN WOODEN

John Wooden, one of the greatest coaches in the history of organized sport, passed away June 4, 2010 from natural causes at Ronald Reagan UCLA Medical Center of natural causes. He was 99.

The 'Wizard of Westwood' built one of the greatest dynasties in all of sports with his basketball program at UCLA, and became one of the most revered coaches ever.

Wooden led the Bruins to 10 NCAA championships, including an unmatched streak of seven in a row from 1967 to 1973. Over 27 years, he won 620 games, including 88 straight during one historic stretch, and coached many of the game's greatest players such as Bill Walton and Lew Alcindor — later known as Kareem Abdul-Jabbar.

Though his coaching success as a coach is well known, his true legacy extends well beyond that. He was the master of the simple one- or two-sentence homily, instructive little messages best presented in his famous "Pyramid of Success," which remains must-read material, not only for fellow coaches but for anyone in a leadership position in American business.

Wooden began his career as a teacher during the Great Depression and was teaching others long past retirement. He remained a fixture at UCLA games played on a court named after him and his late wife, Nell, and celebrated his 99th birthday with a book he co-authored on how to live life and raise children.

Born Oct. 14, 1910, near Martinsville, IN. on a farm that didn't have electricity or indoor plumbing, Wooden's life revolved around sports from the time his father built a baseball diamond among his wheat, corn and alfalfa. Baseball was his favorite sport, but there was also a basketball hoop nailed in a hayloft. Wooden played there countless hours with his brother, Maurice, using any kind of ball they could find.

He led Martinsville High School to the Indiana state basketball championship in 1927 before heading to Purdue, where he was All-America from 1930-32. The Boilermakers were national champions his senior season, and Wooden, nicknamed "the Indiana Rubber Man" for his dives on the hardcourt, was college basketball's player of the year.

He coached two years at Dayton (Ky.) High School, and his 6-11 losing record the first season was the only one in his 40-year coaching career. He spent the next nine years coaching basketball, baseball and tennis at South Bend (Ind.) Central High School, where he also taught English. But it wasn't until he headed west to Southern California that Wooden really made his mark on the game.

Wooden guided the Bruins to seven consecutive titles from 1967 through 1973 and a record 88-game winning streak in the early 1970s. From the time of his first title following the 1963-64 season through the 10th in 1974-75, Wooden's Bruins were 330-19, including four 30-0 seasons.

The Bruins were winners right away after Wooden took over as coach at UCLA's campus in Westwood in 1949, although they were overshadowed by Bill Russell and the University of San Francisco, and later Pete Newell's teams at California. Still, it would be 16 seasons before Wooden won his first NCAA championship with a team featuring Walt Hazzard that went 30-0 in 1964. After that, they began arriving in bunches, and top players such as Alcindor, Walton, Sidney Wicks and Lucius Allen began arriving every year in Westwood.

Wooden would coach 27 years at UCLA, finishing with a record of 620-147. He won 47 NCAA tournament games. His overall mark as a college coach was 885-203, an .813 winning percentage that remains unequalled.

But his legacy as a coach will always be framed by two streaks — the seven straight national titles UCLA won beginning in 1967 and the 88-game winning streak that came to an end Jan. 19, 1974, when Notre Dame beat the Bruins 71-70.

A little more than a year later, Wooden surprisingly announced his retirement after a 75-74 NCAA semifinal victory over Louisville. He then went out and coached the Bruins for the last time, winning his 10th national title with a 92-85 win over Kentucky.

Nell, Wooden's wife of 53 years, died in 1985. He is survived by son, James, and daughter, Nancy Muehlhausen; several grandchildren and great-grandchildren.



ANGELS COMMUNICATIONS DEPARTMENT
 2000 GENE AUTRY WAY • ANAHEIM, CA 92806
 (714) 940-2014 • (714) 940-2205 FAX



TIM MEAD



ERIC KAY



JEN HOYER



RYAN CAVINDER



JONATHON CIANI

On behalf of the Angels Baseball Club, welcome to the 2011 Major League Baseball (MLB) season at Angel Stadium. Our goal is to make your job covering the Angels as convenient as possible.

ADMISSION TO ANGEL STADIUM: Enter through the Media Entrance, located at the Home Plate Gate (between Gates 2 and 3). The Media Entrance opens six hours prior to game time (four hours prior to day games).

CREDENTIALS: To obtain season credentials, an application must be submitted via the MLB credentialing website. To obtain a daily credential, a request must be made on company letterhead and sent (via email or fax) to the Angels' Communications Department. Credentials will be issued only to legitimate newsgathering agencies. Requests must be made at least 24 hours in advance of the day of the game. Credentials may be picked up at Media Will Call, located inside the Ticket Office at the Home Plate Gate, which opens four hours prior to game time (three hours before day games). Identification will be required. Media members with BBWAA credentials should notify Angels Communications when planning to cover a contest to reserve a seat in the press box. **ALL CREDENTIALS ARE NON-TRANSFERABLE; ANY UNAUTHORIZED USE WILL BE CAUSE FOR CONFISCATION OF CREDENTIAL AND EJECTION FROM ANGEL STADIUM.**

PARKING: Media must enter Angel Stadium through the Orangewood Media/VIP/Bus entrance and park in designated parking areas. Parking is free of charge with valid credentials. If attending on a single game basis, parking is included with approval of your daily credential request. If arrangements are not made, a parking fee may be charged and no refunds can be given.

PHOTOGRAPHY: Photo credentials are issued in the same manner as other credentials. Due to limited photo locations, it is impossible to allow freelance photographers or photo wire services access unless assigned by a legitimate newsgathering agency.

PRESS BOX: Space in the Angels' press box is available for accredited members of the media on assignment only. The lower level is reserved for writers and broadcast reporters, while the upper level is for live coverage by television and radio networks. Charge telephones and wireless are also available on the lower level. Your cooperation is requested in maintaining a working press

MEDIA INFORMATION GUIDELINES



T.O.C.

box atmosphere. Both club's games notes, statistical information, press releases, roster sheets, and minor league results will be available.

Please ask a Communications Representative for any additional information you may need. Facsimile service is available by contacting the Angels Communications Department prior to game time.

INTERVIEWS: Requests for interviews needing advance preparation or special accommodation by an Angels player or staff member are to be directed to the Angels Communications Department. This includes all live television interviews for pre-game and post-game as well as all on-field requests prior to batting practice.

CLUBHOUSES: The Angels clubhouse is open 3-1/2 hours prior to game time and will remain open until one hour before game time. Both clubhouses will also open 10 minutes following the conclusion of the game. The visiting clubhouse is governed by the visiting club. The Umpires Dressing Room is off-limits to the media. If a comment or interpretation from the umpire crew chief is needed, a pool reporter may be assigned.

PRE-GAME PROCEDURES: Prior to most games, the Angels will take batting practice approximately two and one-half hours prior to game time.

PRESS DINING ROOM: Prior to each home game, media with season, MLB, or single-game credentials are welcome to dine in the Press Dining Room. There will be a \$10.00 fee charged for each meal. Refreshments are also available during the game through the seventh inning. Dining room usage is limited to those with proper credentials. It is impossible to accommodate family members, friends, or guests. NO ONE UNDER 18 years of age will be permitted in the dining room. As a professional courtesy, we ask that you dress in appropriate business attire. Any abuse of these privileges may cause forfeiture of credentials.

STATISTICIAN SERVICES: Statisticians to assist TV and radio broadcasts may be acquired by contacting Angels Communications at (714) 940-2014 with 24 hours advance notice.

TELEPHONES: As a courtesy, the Angels provide a limited number of charge-a-call telephones throughout the press box which are available on a first-come basis. To order your own telephone line, contact the Angels Communications Department at (714) 940-2014. The Angels will not be responsible for costs.

NO AUTOGRAPHS: ANY MEMBER OF THE MEDIA REQUESTING AUTOGRAPHS OR PERSONAL PHOTOGRAPHS FROM PLAYERS OR COACHES WILL HAVE PRESS ACCESS REVOKED.

We hope these guidelines will assist you in your coverage of the Angels and Major League Baseball at Angel Stadium. Please do not hesitate to contact us if you need additional assistance. We look forward to working with you.

MLB SECURITY POLICIES

Bag Inspections: Fans may not bring coolers, backpacks and large bags (exceeding 16x16x8) into any ballpark. All bags will be inspected before they are permitted into the ballpark.

Vehicles: Only authorized vehicles may be parked within 100 feet of any ballpark exterior. Authorized vehicles may include law enforcement/emergency vehicles, broadcast equipment trucks, and vehicles of Club staff, players and their families and umpires. Unattended cars left overnight will be investigated and removed as soon as possible.

Clubhouse and Field Access: Clubhouse security will be provided for at least four hours prior to each game. With the exception of permitted players' family members, absolutely no one without proper credentials will be given access to the clubhouse, field or press box. Except for uniformed players and staff, all persons entering the clubhouse or field area (including credentialed personnel and permitted players' family members) must present photo identification and be logged in prior to gaining access.

Club security personnel will make random credential checks of photographers and others present on the field. All equipment and bags used by members of the press must be thoroughly inspected before being allowed into a ballpark. All broadcast equipment trunks must be removed from the ballpark immediately following pre-game set-up.





**ALL 30
TEAMS
INCLUDING
THE ONE THAT
REALLY MATTERS**



OUR NATIONAL PASTIME ALL THE TIME[®]
Visit MLBNetwork.com to find your channel number.

© 2011 THE MLB NETWORK, LLC. ALL RIGHTS RESERVED.

FRONT OFFICE





ARTURO "ARTE" MORENO OWNER

Arte Moreno was introduced as the third owner in Angels' franchise history in May 2003. As owner of the Angels, Arte's impact was immediate. He has guided the Angels with a large market approach, leading to five West Division championships and eight consecutive seasons drawing over three million fans, resulting in a combined home attendance of over 26 million. Over the past few years, his support of the Baseball Operations Department has culminated in the key free-agent signings of 2004 A.L. MVP Vladimir Guerrero, 2005 Cy Young Award winner Bartolo Colon, nine-time Gold Glove outfielder

Torii Hunter, Bobby Abreu, Hideki Matsui, and Vernon Wells among others.

His focus is balanced between both Baseball and Business Operations. In 2009, the Angels were voted the number one franchise in professional sports in Fan Value and Experience by voters in a fan poll by *ESPN the Magazine*. Following the 2005 season, Arte was honored by the Los Angeles Sports Council as Los Angeles Sports Executive of the Year. Earlier that year *Time Magazine* selected him as one of the 25 Most Influential Hispanics in America.

During Arte's tenure, the Angels have been among the industry's best in the areas of Player Development and Scouting. The Angels minor league affiliates have reached the playoffs 28 times while capturing 18 division titles and five league titles. The Angels' farm system posted winning records in seven of the eight seasons (2003-05-06-07-08-09-10) and was named "Minor League Organization of the Year" in 2003 by *The Sporting News*, and 2007 "Farm System of the Year" by the *Minor League News*.

Arte and his wife Carole established the Angels Baseball Foundation in January 2004. The Foundation focuses on the investments in education, health care, arts and sciences, and community-related youth programs throughout the region, in addition to providing children the opportunity to experience baseball and its positive attributes. To date, the Foundation has distributed more than three million dollars in grants to various programs within Southern California. Last season, the Angels were privileged to host their third All-Star Game in club history (1967 & 1989). In conjunction with the Major League Baseball All-Star Legacy Fund, the Angels and the Angels Baseball Foundation provided over two million dollars to groups and projects in 2010, including a significant portion directed to the renovation of softball fields at Anaheim's Pioneer Park into the MLB Angels All-Star Complex. The Foundation has touched more than 3,000 organizations by regularly donating tickets, memorabilia and ballpark experiences to the various groups and fundraisers.

In addition to his responsibilities with the Angels and various committees within Major League Baseball, Arte is also a member of the Little League Foundation Board of Trustees, which assists Little Leagues in all 50 U.S. states and more than 70 other countries with more than 2.7 million participants.

In the mid-80s, Arte was among a group who owned the former single-A Salt Lake Trappers of the Pioneer League. Under his group's ownership, the Trappers went on to win three championships. He was later an original investor in the Arizona Diamondbacks (the 2001 World Series Champions), and a former part owner of the NBA's Phoenix Suns.

A native of Tucson, Arizona, Arte served his country in Vietnam as a member of the U.S. Army. After his tour of duty, he attended the University of Arizona, graduating with a Bachelors of Science degree in Marketing.

Arte and wife Carole are active in their own philanthropic efforts. They established the Moreno Family Foundation, which supports non-profit organizations focusing on youth and education. They are the parents of three children.



DENNIS KUHL CHAIRMAN

Dennis Kuhl begins his eighth year with the Angels after joining the club on Nov. 10, 2003. He was initially appointed as the Angels seventh President before being promoted to team Chairman on November 14, 2009. Kuhl continues to oversee the Administration and day-to-day operations, along with a renewed effort in the area of Civic Affairs and Community Outreach.

Under his leadership, the Angels have shown tremendous growth and advancement in key business initiatives, including sponsorship and marketing revenues, the nationwide expansion and marketing of the Angels brand, an upsurge in attendance (the Angels have topped the 3-million plateau for eight straight seasons) and increased broadcasting revenue through television and radio partnerships. Kuhl also played a key role in working with Major League Baseball when the Angels hosted the 2010 All-Star Game.

Dennis is actively involved in several Southern California charities. He serves as the President of the "Light the Night" Event which supports the Leukemia and Lymphoma Society and is a founding board member of The Pacific Club IMPACT Foundation/Lott Trophy. Kuhl works with Susan G. Komen for the Cure as one of their "Pink Tie Guys," which is a select group of advocates speaking out to find a cure for breast cancer. He also serves on the Board of Governors at Chapman University, along with the Board of Directors for four nonprofits: the Los Angeles Sports Council, Boys and Girls Club of Anaheim, Newport Sports Museum and One Mission Foundation.

A Boonton (NJ) native, Dennis graduated from the University of Arizona in 1970 with a degree in Business Administration. He currently resides in Newport Beach.



JOHN CARPINO PRESIDENT

John Carpino was named the eighth President in Angels' history on November 14, 2009. At the age of 52, he oversees all areas of Business, Sales, Marketing and Communications. Carpino's number one priority has been the fan's value and experience in all areas of the game including concessions, merchandise, promotional items and ticketing. As the principal executive in charge of business operations, he has helped the Angels welcome over three million fans through Angel Stadium turnstiles every season since 2004. Carpino was also an integral part of a very successful 2010 MLB All-Star Game, hosted at Angel Stadium of Anaheim. He

continues to seek out ways to create value for Angel fans, focusing not only on the game inside the lines, but on the entire ballpark experience. Carpino has guided the Angel brand with a focus on affordable pricing and providing a quality family environment.

The 2011 season marks Carpino's eighth with the club, having previously held the position of Senior Vice President. Carpino has led the Angels to unprecedented financial growth in the sponsorship, marketing and ticketing divisions. He has created a stronger, more viable partnership with Los Angeles based radio and television partners. His additional programs have brought an emphasis on the Angels heritage with a reintroduction of the Angels Hall of Fame with yearly inductees, the hosting of Angels Fan Fests and the celebration of the Angels 50th Anniversary. Popular giveaways have been provided including the Guinness record-breaking blankets and items showcasing the continuing popularity of the Rally Monkey. His efforts continue to create a brand that is connected socially, and in sync with current cultural trends.

Carpino's promotion follows six seasons as the Angels' Senior Vice President of Sales and Marketing during which he oversaw all aspects of marketing, promotions and ticket sales for the Angels' organization. He began his professional career in 1982 in the billboard industry, including stints in Tucson, AZ, Chicago, IL, Phoenix, AZ, and Los Angeles, CA. In 1985, he joined Arte Moreno at Outdoor Systems, a billboard company (which later became Viacom Outdoor in 2000 and CBS Outdoor in 2005) and spent 18 years in the Phoenix, AZ (1985-95) and Los Angeles (1995-2003) markets. Carpino oversaw \$200 million in sales for the Western Region.

Born in Chicago, Illinois, Carpino is a 1982 graduate of the University of Arizona with a degree in Business Administration. He serves on the Executive Board for the Orange County United Way and is involved in numerous charitable efforts through the Angels Baseball Foundation. John and his wife Elizabeth have three children and reside in Laguna Beach.

PRESIDENTS OF THE ANGELS

John Carpino.....	2009 -
Dennis Kuhl	2003-2009
Paul Pressler	2002
Tony Tavares	1996-2001
Richard Brown	1990-1996
Gene Autry.....	1978-1990
Red Patterson.....	1975-1977
Robert (Bob) Reynolds.....	1961-1974



BILL BEVERAGE

CHIEF FINANCIAL OFFICER

Bill Beverage enters his eighth season as Chief Financial Officer for the Angels after joining the organization in Nov. 2003. As the Angels' CFO, his duties include managing the day-to-day finances of the organization. In addition, he and Bill Levine became limited partners with Arte Moreno in an ownership group for the Angels, Oct. 24, 2003.

Prior to his current position, Beverage served as both controller and CFO during his 18-year career in the outdoor advertising industry.

Before he entered the outdoor advertising industry, Beverage was an auditor with Arthur Young after graduating from the University of Alabama with a Bachelor of Science in Accounting.

Bill and his wife reside in Phoenix, AZ.



MOLLY TAYLOR JOLLY

VICE PRESIDENT, FINANCE & ADMINISTRATION

Molly Taylor Jolly is in her 11th season with the Angels and eighth as Vice President, Finance and Administration after her promotion, Nov. 14, 2003. She spent the three previous years as Director of Finance for both the Angels and Anaheim Ducks.

Jolly oversees the financial matters for the Angels, including financial reporting and planning, budgeting, accounting, payroll, ticketing and strategic initiatives. She is also responsible for office administration, including human resources and information services.

Before joining the Angels organization in 2000, Jolly spent 11 years working for the Atlantic Richfield Company (ARCO), including six years (1989-94) at Arco Alaska in Anchorage, serving as an Inventory Accountant, Financial Analyst and Electronic Commerce Manager. In 1994, Molly was transferred to Arco Corporate in Los Angeles where she worked as an Internal Control Advisor and Project Manager. She was promoted in 1996 to Financial Manager and Strategic Planning Senior Consultant for the Arco Products Company.

Jolly began her career in 1988 as an auditor for the Arthur Anderson LLP in Boston, MA.

A 1988 graduate of Holy Cross with a Bachelor of Arts degree in Economics/Accounting, Jolly graduated from the Anderson School at UCLA with a Masters degree in Business Administration in 1999. Jolly is a member of the Junior League of Orange County and is currently serving as the Court Appointed Special Advocates (CASA) Chair. Her past roles have included Board Director, Funding Outreach, Bridges to Higher Learning and Grants and Scholarships. She and her husband Burt reside in Anaheim Hills.

ANGELS



TIM MEAD

VICE PRESIDENT, COMMUNICATIONS

Tim Mead begins his 32nd season in the Angels' organization and 14th as Vice President, Communications following his appointment, Feb. 9, 1998. He oversees media relations, publicity and broadcasting for the Angels.

Before his current appointment, Mead spent four seasons as Assistant General Manager (1994-97) under former GM Bill Bavasi.

Mead, 52, began his career with the Angels as an intern in the public relations department in 1980. He was appointed Director of Media Relations in 1985 and later Assistant Vice President of Media Relations in 1991. During his tenure in Media Relations, Mead and his staff have been responsible for the handling of media during the 1986, 2004, 2005, 2007, 2008 and 2009 Angels' post-season appearances, the 1989 and 2010 All-Star Games at Angel Stadium and the Angels memorable World Series run in 2002. He has also assisted Major League Baseball at various off-site All-Star Games, League Championship Series, World Series and World Baseball Classics.

Mead was the recipient of the 2000 Robert O. Fishel Award for PR excellence, recognizing the "active non-uniformed representative of Major League Baseball whose ethics, character, dedication, service, professionalism and humanitarian efforts best represent the standards propounded by Robert O. Fishel" (longtime baseball executive). He was also honored in May 2005 with the first Distinguished Alumnus Award for Athletics by his alma mater Cal Poly Pomona.

In April 2002, Mead took part in the Joint Civilian Orientation Conference (JCOC) designed by the Department of Defense. He was one of 60 civilians chosen by the Pentagon to attend the conference, traveling to the Pentagon, Norfolk Naval Air Station in VA; Sheppard Air Force Base, Sheppard, Texas; Fort Bragg and Camp Lejeune, NC and Ofutt Air Force Base in Omaha, Nebraska to see the United States Strategic Command Center. The trip is designed to present a clearer picture and understanding of the military to civic and community leaders across the country.

The Athens, Greece native is a 1980 graduate of Cal Poly Pomona with a Bachelor of Science degree in Communications. Mead is a Member of the Board of Directors for the Orange County Sports Youth Association and assists other charitable groups such as Amigos de los Niños and the Anaheim Family Justice Center. Mead also serves on the advisory committee for the Sports Management Program at Long Beach State and the Dean's Advisory Board for the College of Communications at Cal State Fullerton. He and his wife Carole have one son, Brandon, and reside in Diamond Bar.

ANGELS



RICHARD McCLEMMY VICE PRESIDENT, CORPORATE SALES

Richard McClemmy, who begins his 21st year with the Angels organization in 2011, was promoted to Vice President of Corporate Sales, Nov. 29, 2007. McClemmy, 49, is responsible for leading the organization's corporate sponsorship efforts.

Prior to his promotion, McClemmy served as the Angels' Director of Corporate Sales (1998-2007) after spending his first seven years in the organization in numerous roles, including Season Sales, Group Sales, Suite Director and Marketing Director.

Before joining the Angels in 1991, McClemmy worked in the hospitality industry. He spent three years at the New Orleans Hilton as the hotel's convention director. McClemmy then worked four years for Marriott International Inc. at the Anaheim Marriott before launching his own hotel consulting business.

Originally a Philadelphia, PA, native, McClemmy earned a degree in hotel management from Penn State University in 1984. Active in the community, he is a member of the Advisory Committee for Team Up For Down Syndrome and a board member of the Orange County Forum. McClemmy, who is a past president of the Hospitality Sales and Marketing Association (Orange County chapter), is also a supporter of the J.F. Shea Therapeutic Riding Center. He currently resides in San Juan Capistrano with his wife Kathleen and two children (Sean and Patrick).



ROBERT ALVARADO VICE PRESIDENT, MARKETING & TICKET SALES

Beginning his 11th season in the Angels organization, Robert Alvarado is the Angels' Vice President of Marketing and Ticket Sales following his promotion, Nov. 29, 2007. Alvarado and his staff are responsible for marketing the Angels brand including club advertising, promotions, ticket sales, special events and the Angels website as well as the sales and service of ticket products including suites, season seats and group sales.

During Alvarado's tenure, the Angels have been voted the #1 MLB organization in terms of fan experience by ESPN the Magazine's "Ultimate Standings" for seven straight seasons, and achieved the number one spot among all professional sports franchises in 2009. As a result, the Angels have ranked in the top five in MLB attendance, including eight consecutive seasons of three-million plus visitors (2003-10).

Alvarado joined the Angels organization in 2001 as the Director of Marketing, a position he held through 2004 and, in a dual marketing role, also served as the Mighty Ducks of Anaheim's Director of Marketing for the 2000-2001 and 2001-2002 seasons.

A native Southern Californian, Robert returned to Orange County after spending six years with the Coors Brewing Company, serving in multiple capacities. His latest position was as the Manager, Business Development in Golden, Colorado. Alvarado graduated from California State University, Fullerton in 1987 with a degree in Communications. He currently serves on the Advisory Board for the Orange County Salvation Army, Board of Governors for CSUF Philanthropic Foundation and on the Advisory Board for CSUF Entertainment & Tourism.

Alvarado and his wife Kathy reside in Tustin Ranch with their daughters Lauren and Julia.



TONY REAGINS GENERAL MANAGER

On Oct. 16, 2007, Tony Reagins was named the 10th General Manager in club history, replacing Bill Stoneman. In Reagins' three seasons as GM, the Angels have won two A.L. West titles and compiled a record of 277-209 (.570).

Reagins has made several key acquisitions in his brief tenure, beginning with the 2007 free agent signing of Torii Hunter and trade for Mark Teixeira in 2008. Prior to the 2009 campaign, he signed veteran Bobby Abreu and traded for Dan Haren during the 2010 season. This past off-season, Reagins acquired three-time All Star Vernon Wells from Toronto.

In his first season as General Manager, Reagins put together a team that reached the 100-win plateau for the first time in club history, finishing with the best record in baseball (100-62). As a result of the Angels' successful 2008 season, Reagins was named the recipient of the Andrew "Rube" Foster Award as the American League Executive of the Year at the 2008 Legacy Awards (sponsored by the Negro Leagues Baseball Museum in Kansas City). In 2009, the Angels won the AL West for the fifth time in six seasons and went on to sweep the Boston Red Sox in the Division Series.

In 2011, Reagins will begin his 20th season in the Angels organization, having served a variety of roles in his career. He spent six years (2002-07) as the Angels' Director of Player Development where he was chiefly responsible for overseeing the club's minor league system, which features seven affiliates including a club and developmental academy in San Pedro De Macoris, Dominican Republic.

Under Reagins' guidance, the Angels' affiliates reached the playoffs 18 times while capturing 15 division titles and three league titles. The Angels' farm system posted winning records in four of the six seasons (2003-05-06-07) and was named "Minor League Organization of the Year" in 2003 by *The Sporting News*.

During Reagins' tenure, the Angels' farm system advanced several players to the Major League roster including, Howie Kendrick, Reggie Willits, Robb Quinlan, Kendry Morales, Erick Aybar, Jeff Mathis, Mike Napoli, Jered Weaver and Joe Saunders. In addition, *Minor League News* named the Angels organization as the "2007 Farm System of the Year."

A trademark of the Reagins' player development era included a closer working relationship with all levels of the minor league organization. He was instrumental in establishing long term contracts with several of the Angels' current affiliates: Salt Lake (since 2001), Arkansas (since 2001), Cedar Rapids (since 1993) and Orem (since 2001).

In his first season as Director of Player Development, six rookies were on the 2002 World Championship team (despite not having one rookie on the roster coming out of Spring Training). Those rookies included Brendan Donnelly, Chone Figgins, Francisco Rodriguez, John Lackey, Scot Shields and Jose Molina.

From 1998-2001, Reagins held the title of Manager of Baseball Operations where he worked closely with GM Bill Bavasi, Minor League Director Jeff Parker and Scouting Director Bob Fontaine. He also served as a Sponsorship Services Representative from 1996 until returning to Baseball Operations in April of 1998. Additionally, he held an internship in marketing/advertising sales and baseball operations in 1992 before being named Marketing Assistant in 1994.

A native of Indio, Reagins graduated from California State University Fullerton in 1991 with a degree in marketing and earned an AA degree in business administration from the College of the Desert in 1988.

Reagins resides in Yorba Linda with wife Colleen, daughter Kennedy and sons Luke and Seth. Reagins is on the Board of Directors of the Boys and Girls Clubs of Coachella Valley. He is a member of the Buck O'Neil Scout Association and an active supporter of Major League Baseball's Urban Youth Academy.

ANGELS GENERAL MANAGERS

Tony Reagins	October 16, 2007 - Present
Bill Stoneman	November 1, 1999 - Oct. 16, 2007
Bill Bavasi	January 12, 1994 - October 1, 1999
Whitey Herzog	September 18, 1993 - January 11, 1994
Dan O'Brien	May 1, 1991 - September 17, 1993
Mike Port	September 1, 1984 - April 30, 1991
E.J. "Buzzie" Bavasi	October 24, 1977 - September 1, 1984
Harry Dalton	October 27, 1971 - October 24, 1977
Dick Walsh	October 1, 1968 - October 27, 1971
Fred Haney	December 8, 1960 - October 1, 1968



KEN FORSCH ASSISTANT GENERAL MANAGER

Ken Forsch begins his 14th campaign as the Angels' Assistant General Manager following his appointment, Feb. 9, 1998. Forsch previously served as the Angels' Director of Player Development for four seasons (1994-97). He is mainly responsible for assisting general manager Tony Reagins with contract negotiations, player procurement and waiver and rule compliance.

Before joining the Angels in player development, Forsch owned a real estate company in Anaheim and worked extensively with the Angels' Community Relations department.

The right-hander posted a 114-113 career record with a 3.37 ERA and 51 saves in 16 major league seasons (1970-86), appearing in the major leagues with the Astros for 11 seasons (1970-80) and the Angels for five seasons (1981-1986). Forsch pitched a no-hitter, April 7, 1979, to defeat the Atlanta Braves (6-0). He joins brother Bob of the St. Louis Cardinals, as the only brother combo ever to pitch major league no-hitters.

Forsch was named to the N.L. All-Star team in 1976 and the A.L. All-Star Team in 1981 and appeared in the 1980 N.L. Championship Series against Philadelphia. He was traded by the Astros to the Angels, April 1, 1981 (for infielder Dickie Thon).

Originally signed by Houston after being selected in the 18th round of the June 1968 free agent draft, Forsch was first drafted out of high school by the Angels in the June 1966 free agent draft (9th round) but did not sign and instead pitched two seasons (1967-68) for Oregon State University.

Born in Sacramento, CA, the 64-year-old Forsch and his wife Jonnye reside in Anaheim Hills and have a daughter (Stephanie) and two grandchildren (Will and Jessie).

BASEBALL AMERICA'S TOP ANGEL PROSPECTS

2006

1. Brandon Wood, SS
2. Howie Kendrick, 2B
3. Erick Aybar, SS
4. Jeff Mathis, C
5. Jered Weaver, RHP
6. Nick Adenhart, RHP
7. Kendry Morales, 1B
8. Alberto Callaspo, 2B
9. Joe Saunders, LHP
10. Tommy Mendoza, RHP

2007

1. Brandon Wood, SS
2. Nick Adenhart, RHP
3. Erick Aybar, SS
4. Young-Il Jung, RHP
5. Stephen Marek, RHP
6. Hank Conger, C
7. Jeff Mathis, C
8. Sean Rodriguez, SS/2B
9. Sean O'Sullivan, RHP
10. Tommy Mendoza, RHP

2008

1. Brandon Wood, 3B
2. Nick Adenhart, RHP
3. Jordan Walden, RHP
4. Hank Conger, C
5. Sean O'Sullivan, RHP
6. Stephen Marek, RHP
7. Sean Rodriguez, SS
8. Nick Green, RHP
9. Peter Bourjos, OF
10. Anel de los Santos, C

2009

1. Nick Adenhart, RHP
2. Jordan Walden, RHP
3. Peter Bourjos, OF
4. Trevor Reckling, LHP
5. Sean O'Sullivan, RHP
6. Kevin Jepsen, RHP
7. Hank Conger, C
8. Mark Trumbo, 1B
9. Anthony Ortega, RHP
10. Mason Tobin, RHP

2010

1. Hank Conger, C
2. Peter Bourjos, OF
3. Mike Trout, OF
4. Trevor Reckling, LHP
5. Garrett Richards, RHP
6. Fabio Martinez, RHP
7. Randal Grichuk, OF
8. Tyler Skaggs, LHP
9. Jordan Walden, RHP
10. Trevor Bell, RHP

2011

1. Mike Trout, OF
2. Tyler Chatwood, RHP
3. Jean Segura, 2B
4. Hank Conger, C
5. Jordan Walden, RHP
6. Kaleb Cowart, 3B
7. Garrett Richards, RHP
8. Fabio Martinez, RHP
9. Mark Trumbo, 1B/OF
10. Cam Bedrosian, RHP

Bold – Played in Majors



GARY SUTHERLAND SPECIAL ASSISTANT TO THE GENERAL MANAGER

Gary Sutherland enters his 12th season with the Angels as Special Assistant to the General Manager. In this role, he is responsible for the coordination of professional scouting. Prior to his current position, he served as the Angels' Coordinator of Professional Scouting in 1999.

Sutherland's baseball administrative career started when he joined the San Diego Padres as an area scout in 1980 and 1981. He then moved on to the Cleveland Indians, working as an area scout (1982-84) before becoming a special assignment scout/national cross checker (1985-89). In 1990, he was hired by the Los Angeles Dodgers as a special assignment/major league scout before becoming a Dodgers' advance scout in 1995. From 1996 to 1998, he served as Dodgers' coordinator of Professional Scouting.

Sutherland owns over 40 years of professional baseball experience, including 13 seasons as an infielder/outfielder in the major leagues (1966-1978), appearing with Philadelphia (1966-68), Montreal (1969-71), Houston (1972-73), Detroit (1974-76), Milwaukee (1976), San Diego (1977) and St. Louis (1978). He posted a .243 career average with 24 home runs and 239 RBI in 13 seasons.

Sutherland attended the University of Southern California in 1963-1964. He was signed as a free agent by the Phillies, Nov. 6, 1964.

Sutherland and his wife Karen reside in Monrovia, Ca. and have three daughters, Jill, Lori and Teri and three granddaughters, Karlie, Mila and Shanti.



GARY DISARCINA SPECIAL ASSISTANT TO THE GENERAL MANAGER

Former Angel shortstop and fan-favorite Gary DiSarcina returned to the Angel family prior to the 2011 campaign as a Special Assistant to General Manager Tony Reagins. In his new role, DiSarcina will assist Reagins and the baseball operations department in player evaluation throughout the Major and Minor Leagues.

DiSarcina, 43, spent the last four seasons in the Boston Red Sox organization. In 2010, he served as the infield coordinator after spending the previous three seasons as the manager of the single-A Lowell Spinners. With Lowell, he compiled a combined record of 125-99 (.558) leading the Spinners to back-to-back division titles in 2008 and 2009. He was originally hired by the Red Sox as a Baseball Operations consultant in November 2006.

A native of Billerica, MA, DiSarcina attended the University of Massachusetts and was selected by the Angels in the sixth round of the 1988 draft. In 12 seasons with the Halos (1989-2000), he appeared in 1,086 games, tied for seventh most in club history, and 1,069 contests at shortstop to rank third in club annals. DiSarcina was named Angels Team MVP in 1998 and a 1995 American League All-Star.

After retiring as an active player, he operated the DiSarcina Baseball Academy in Billerica and served as a NESN analyst for Red Sox games. He also served on the coaching staff for Team Italy in the 2006 World Baseball Classic. He has 2 children: daughter Carlee and son Gary, Jr.



BILL STONEMAN SENIOR ADVISOR

On October 16, 2007, Bill Stoneman stepped down as Angels Vice President & General Manager to assume the role of Senior Advisor. In his current position, Stoneman works closely with Angels' owner Arte Moreno, General Manager Tony Reagins and the Baseball Operations staff.

Stoneman's eight-year tenure as Angels' Vice President & General Manager was the longest and most successful in club history. Under Stoneman's administration, the Angels captured a World Series championship in 2002, the franchise's first A.L. West crown in 18 years in 2004, the club's first-ever back-to-back titles (2004-05) and another division championship in 2007.

Some highlights during his tenure as General Manager include: the appointment of Mike Scioscia as Manager in 1999, the acquisition of Adam Kennedy via trade with St. Louis in 2000, the acquisition of Chone Figgins via trade in 2000, the claiming of David Eckstein off waivers in 2000 and the trade of Jose Guillen to Washington in exchange for Maicer Izturis and Juan Rivera in 2004. Prior to the 2004 season, Stoneman and the Angels landed 2004 AL MVP Vladimir Guerrero and 2005 Cy Young Award winner Bartolo Colon.

As a player, Stoneman pitched for eight seasons in the major leagues, compiling a 54-85 record with 46 complete games, 15 shutouts, five saves and a 4.08 ERA in 245 games (170 starts). He began his professional career in 1966 and appeared in the major leagues with the Chicago Cubs (1967-68), Montreal (1969-73) and California (1974). Stoneman was selected to the 1972 National League All-Star team, pitching two innings at the ASG in Atlanta.

Stoneman was the 10th selection by Montreal from Chicago in the 1968 expansion draft. While with the Expos, he pitched two no-hitters: against the Philadelphia Phillies at Connie Mack Stadium, April 17, 1969 (7-0 score), and the New York Mets at Jarry Park, Oct. 2, 1972 (7-0 score). Stoneman had his contract sold to the Angels April 4, 1974, and posted a 1-8 record and 6.14 ERA in 13 games (11 starts) with California, before retiring as a player during that season.

Following his retirement from baseball in 1974, Stoneman joined Royal Trust, a Canadian financial institution, first working in Montreal and then in Toronto. He returned to baseball Nov. 14, 1983, joining the Expos as Assistant to the President. Stoneman was then appointed Vice President, Baseball Administration, Sept. 8, 1984.

A native of Oak Park, IL, and raised in West Covina, CA, Stoneman attended Mt. San Antonio Junior College in Walnut, CA. He received a Bachelor of Science (Education) degree from the University of Idaho and a Master's degree in Physical Education from the University of Oklahoma. Stoneman was inducted into the University of Idaho Alumni Hall of Fame in Feb. 1998 and, along with his wife Diane, endowed a University scholarship for physical education majors in 2005.

Stoneman, 66, and his wife Diane reside in Orange and have two children (Jill and Jeff).



ABE FLORES DIRECTOR OF PLAYER DEVELOPMENT

Abe Flores begins his fourth season as Director of Player Development after his promotion, Oct. 16, 2007. He spent the previous six seasons as the Angels' Manager of Baseball Operations. Flores oversees all aspects of the club's minor league system, which features seven minor league affiliates (Salt Lake, Arkansas, Inland Empire, Cedar Rapids, Orem, Tempe and San Pedro de Macoris of the Dominican Republic).

Under Flores' direction, the farm system had a successful 2010 season, as three of the Angels' affiliates qualified for postseason play with the Rancho Cucamonga Quakes capturing the California League South Division Championship. The seven affiliates combined for a .513 winning percentage (388 - 369 record overall), marking their fifth consecutive season with a winning percentage over .500.

Before joining the Angels in November 2001, Flores worked the previous nine years (1992-2001) as an area scout in Southern California and Mexico for the Colorado Rockies. Before joining Colorado, he worked three seasons (1990-92) as an assistant coach at the University of Southern California, one season (1989) as a graduate assistant coach at the University of Arkansas, which went on to finish fifth at the College World Series, and two seasons (1987-88) as an assistant at American River College in Sacramento, CA. In the summers of 1989-90, he coached the Orleans Cardinals in the Cape Cod League, and in 1991 he coached the Anchorage Glacier Pilots in the Alaska College League.

A Panorama City, CA, native, Flores earned a bachelor's degree in social science with a physical education minor at Cal State Sacramento in 1988 and later obtained a master's degree in sports management from the University of Arkansas in 1989. A first basemen-outfielder, he played two seasons (1985-86) at Sacramento after playing two seasons (1983-84) at Los Angeles Valley College.

Flores, 47 and his wife, Leslie, reside in Huntington Beach.



RIC WILSON

DIRECTOR OF SCOUTING

On October 21, 2010, the Angels named Ric Wilson Director of Scouting. In his new role, Wilson will oversee the scouting and signing of amateur players.

Wilson takes over as Scouting Director after serving as the Angels' National Crosschecker since 2003. Prior to joining the Angels, he spent 11 years in the Milwaukee Brewers organization as an area scout (1992-94), Southwest Supervisor (1994-95) and West Coast Supervisor (1996-2002).

A former catcher, Wilson is a lifetime baseball man. He was a junior college All-American at Mesa Community College (1978-79) and played collegiately at Arizona State University (1980-81). He was a member of the Sun Devils' 1981 National Championship team and was drafted by Seattle in the first round (secondary phase) of the 1981 MLB Draft. He spent six seasons (1981-86) in the Mariners farm system.

Wilson and his wife Shelly have three children, Lisette (26), Ricky (23) and Abby (22). The couple resides in Chandler, Arizona.



TORY HERNANDEZ

MANAGER, BASEBALL OPERATIONS

Tory Hernandez begins his fourth season as Manager of Baseball Operations after spending the previous three seasons (2005-2007) as the organization's Player Performance Analyst. Hernandez is responsible for the day-to-day operations of the player development and scouting departments, coordinating the Angels' amateur draft and overseeing budgets for player development, amateur and international scouting. He also assists the Director of Player Development on all facets of day-to-day operations of the department and scouts amateur talent in preparation for the First-Year Player Draft every June. He is responsible for negotiating and signing contracts for minor league free agents.

As the Player Performance Analyst, Hernandez oversaw Advance Scouting, Statistical analysis, contract research and arbitration.

Hernandez, 33 has previously worked for the Texas Rangers, Los Angeles Dodgers, Arizona Diamondbacks, Chicago Cubs and the Arizona Fall League.

Hernandez is a graduate of Arizona State University in 2001 with a bachelor's degree in Broadcast Journalism. He is single and resides in Orange.



ADAM NEVALA

HEAD CERTIFIED ATHLETIC TRAINER

A member of the Angels' organization since 1998, Adam Nevala begins his first season in his new position as Head Certified Athletic Trainer. He was promoted after six seasons as a major league Assistant Trainer. Prior to working at the major league level, he spent six seasons as head trainer for various Angels' affiliates, including triple-A Salt Lake in 2003-2004, double-A Arkansas in 2002, single-A Rancho Cucamonga in 2001, single-A Lake Elsinore in 2000, and single-A Cedar Rapids in 1999. Nevala also gained experience serving as the assistant athletic trainer and clubhouse manager for the Angels' rookie-level Butte Copper Kings in 1998.

The Virginia, MN, native is a member of the Professional Baseball Athletic Trainer's Society (PBATS). Nevala attended Arizona State University, receiving his degree in Exercise Science and Physical Education in 1997. He earned his master's degree in Rehabilitation Science at California University of Pennsylvania in 2007.

The 35-year-old Nevala (pronounced "NEV-uh-luh") is married (his wife's name is Tina) and resides in Irvine, CA.



RICK SMITH CERTIFIED ATHLETIC TRAINER

Beginning his 34th season as a Certified Athletic Trainer for the Angels, Rick Smith previously served as the head athletic trainer for the El Paso Diablos, an Angels' double-A affiliate, before moving to the major leagues in 1978.

On Aug. 3, 2002, Smith was honored in a pre-game ceremony for his 25 years of service with the Angels (along with team medical director Dr. Lewis Yocum). He has served as an American League athletic trainer for the Major League All-Star games in 1984, 1989 and 1997. Smith was also an integral part of the group honored with the Major League Athletic Training Staff of the Year Award for the 1998 season. The award, given yearly since 1989, is voted on by the Professional Baseball Athletic Trainers Society (PBATS).

Smith, an El Paso, TX, native, was inducted into the El Paso Baseball Hall of Fame on Nov. 6, 2007 as part of the 20-year anniversary of the Hall of Fame. Former Angels Larry "Moose" Stubing, Ken Schrom and Jack Harris are also members of the El Paso Hall of Fame.

Smith began his career as a student athletic trainer for the University of Texas-El Paso athletic teams from 1971 until graduating in 1975. He is a member of the Professional Baseball Trainers Association (PBATS), National Athletic Trainers' Association (NATA) and the California and Texas State Trainers Associations. He serves as a chairperson for the Sports Auction Committee for Mater Dei High School, where his son is attending. Smith, 57, attended Eastwood High School in El Paso, TX. He and his wife Janell have one son, Karcher, and reside in Santa Ana.



T.J. HARRINGTON STRENGTH & CONDITIONING SPECIALIST

T.J. Harrington begins his eighth season in the Angels' organization and fourth as the club's Strength and Conditioning Specialist.

Harrington first joined the Angels in 2003 as the strength and conditioning coach at triple-A Salt Lake, where he spent two seasons (2003-04). He was then hired by Niagara (NY) University as their head strength and conditioning coach (2004-05). T.J. returned to the Angels in 2006 as the organization's roving strength and conditioning coordinator for two seasons (2006-07) before taking over as the major league strength and conditioning specialist at the beginning of the 2008 season.

Harrington, 34, began his career at Siena College in Loudonville, NY, where he served as the assistant strength coach from 2001-02. He also worked as a clubhouse attendant for the independent Adirondack Lumberjacks of the Northeast League from 1995-98.

From 1999-2001, Harrington attended the University of South Carolina-Aiken, where he earned a bachelor's degree in exercise science/sports management in 2001. He earned his National Strength and Conditioning Association CSCS Certification in July of 2001. Harrington also played first base and outfield at USC-Aiken in 1999 as well as one season at Troy (AL) State University (1998) and two seasons (1995-96) at Valencia Community College in Orlando, FL. He was drafted by the San Diego Padres in the 42nd round of the 1994 free agent draft.

Harrington married Sarah Crites in March of 2009 and welcomed the addition on their first child, Alexis Sarah, on Feb. 4, 2011. They reside in Phoenix, AZ.



BERNARD LI PHYSICAL THERAPIST

Bernard Li joins the Angels in 2011 as Head Physical Therapist. He also serves as Adjunct Faculty at the University of Southern California's Physical Therapy Department.

Li received his Bachelors of Science in Physiology with a minor in Exercise and Health Science from UC Santa Barbara. Bernard obtained his Doctorate of Physical Therapy at the University of Southern California, and continued to distinguish himself by completing an orthopedic residency to obtain a Graduate Certificate in Orthopedic Physical Therapy at USC the following year.

He is a board certified clinical specialist in orthopedic and sports physical therapy by the American Board of Physical Therapy Specialties. Bernard has lectured on numerous topics that include therapeutic exercise, shoulder assessment, hip rehabilitation and published several journal articles and book chapters. He resides in Hermosa Beach, California.



DR. LEWIS YOCUM TEAM ORTHOPEDIST

Entering his 34th season as Team Orthopedist with the Angels, Dr. Lewis Yocum is an associate at the Kerlan-Jobe Orthopaedic Clinic in Los Angeles.

In December 2008, Yocum was inducted as an honorary member of the Professional Baseball Athletics Trainers Society (PBATS), becoming just the second physician to earn that distinction. He also sits on the Medical Advisory Committee to the Major League Baseball Commissioner.

The Chicago, IL, native received his Bachelor of Science degree from Western Illinois University in 1969 and his M.D. degree from the University of Illinois in 1973. Yocum served his Surgery Internship (1973-74) and Residency in Orthopedic Surgery (1974-77) at McGaw Medical Center at Northwestern University. He served his Fellowship in Sports Medicine at the Kerlan Jobe Orthopedic Clinic in 1977.

Yocum currently is involved in the following professional associations: Chairman of Annual Baseball Medicine Symposium; Member of the American Orthopedic Society Sports Medicine; American Shoulder and Elbow Society and the Arthroscopy Association of America.

He also served as President of the Association of Professional Baseball Physicians in 1984 and was selected as the team physician for the Major League All-Star Baseball Team that toured Japan in October 1993. On Aug. 3, 2002, he was honored in a pre-game ceremony for his 25 years of service with the Angels, along with team athletic trainer, Rick Smith.



DR. CRAIG MILHOUSE TEAM PHYSICIAN

Beginning his 17th season as Team Physician with the Angels, Dr. Craig Milhouse serves in the same capacity with the Anaheim Ducks and the Fullerton Junior College Athletic department.

Milhouse's current professional duties also include his private practice in Internal Medicine and Athletic Medicine in Orange, CA and role as Medical Consultant for the Honda Center of Anaheim. He previously served for 10 years at the Kerlan-Jobe Orthopedic Clinic in Anaheim, CA.

A native of Detroit, MI, Milhouse received his Bachelor of Science degree from the University of Michigan in 1976 and Medical Degree from Wayne State University School of Medicine in 1980. He completed his Medicine/Surgery Internship at St. John's Hospital in Detroit, MI (1980-81) and his Internal Medicine Residency at Huntington Memorial Hospital in Pasadena, CA (1981-84). Milhouse served his Sports Medicine Fellowship at Kerlan-Jobe Orthopedic Clinic in Inglewood, CA (1990-91) and received his Board Certification in Internal Medicine in 1984.

Milhouse has worked as Team Physician for the Los Angeles Rams (1993-95), the University of Southern California (1988-93), Occidental College (1992-93), Anaheim Bullfrogs, Anaheim Piranhas and Anaheim Splash. In 2003, Milhouse served as the Medical Director for the World Gymnastics Championships and has been a voluntary member of the Tournament of Roses for the past 23 years. He and wife Pamela have two sons, Jonathan and Alex.



DR. ORR LIMPISVASTI

ORTHOPAEDIC CONSULTANT

Dr. Orr Limpisvasti begins his seventh season as an Orthopaedic Consultant for Angels Baseball. He is an orthopedic surgeon and sports medicine specialist at the Kerlan-Jobe Orthopaedic Clinic (Anaheim and Los Angeles). Limpisvasti is the team Orthopaedic Surgeon for the Anaheim Ducks hockey team, and also serves as an assistant team physician for the Los Angeles Kings, Los Angeles Galaxy and

Los Angeles Lakers.

Dr. Limpisvasti earned a Bachelor of Science degree from the University of California Irvine in 1994 and his Doctor of Medicine degree from the University of Rochester (NY) School of Medicine and Dentistry in 1998. He completed his General Surgery Internship and Orthopaedic Surgery Residency at the University of Hawaii (1998-2003) and his Sports Medicine Fellowship at the Kerlan-Jobe Orthopaedic Clinic in 2004.

Dr. Limpisvasti is a member in the following professional associations: the American Academy of Orthopaedic Surgeons, the Arthroscopy Association of North America and the American Orthopaedic Society for Sports Medicine.



DR. STEVEN SHIN

ORTHOPAEDIC CONSULTANT

Dr. Steven Shin has been a consultant for the Angels since 2005 when he joined the Kerlan-Jobe Orthopaedic Clinic. The New York native received his Bachelor's degree in Biology and Economics at Brown University (Providence, RI) in 1997. He went on to acquire his Master of Medical Science degree in 1997, followed by his Doctor of Medicine degree in 1999, both from Brown University.

He served his residency in Orthopaedic Surgery at NYU-Hospital for Joint Diseases in New York (1999-2004) and then served a fellowship in Hand and upper Extremity Surgery at Stanford University in California (2004-2005).

Board Certified in both Orthopaedic Surgery and Hand Surgery, Shin is a Fellow of the American Academy of Orthopaedic Surgeons as well as a Member of the American Society for Surgery of the Hand. He has served on Committees for both organizations and is also on the clinical faculties of the Kerlan-Jobe Sports Medicine Fellowship and the Department of Orthopaedic Surgery at USC.

Since joining the Kerlan-Jobe Clinic, Shin has served as a consultant for several other professional sports organizations in the LA area including the Anaheim Ducks, Lakers, Kings and Sparks. He also works as editor, manuscript reviewer and author for various medical journals and continues to present and lecture at numerous local, regional and national meetings. He is married with one son.



KEITH TARTER

EQUIPMENT MANAGER

Keith Tarter enters his 21st season in the organization, with 2011 marking his second year as the Angels' Equipment Manager. He first joined the organization in 1991, serving as an Angels' batboy for three seasons (1991-93), before advancing to the clubhouse staff in 1994. After serving as the club's assistant equipment manager for 15 seasons, he was promoted to his

current position in November of 2009.

An Anaheim, CA, native, Tarter graduated from Katella High School. He also attended Rancho Santiago Community College in Santa Ana, CA, before studying landscape design at Fullerton (CA) Community College.

Tarter and his wife Lisa reside in Corona with their twins Kash and Emma.



BRIAN "BUBBA" HARKINS

VISITING CLUBHOUSE MANAGER

Beginning his 22nd season as Visiting Clubhouse Manager, Brian Harkins oversees the clubhouse and equipment needs for all Angels' opponents at Angel Stadium. He began his career with the organization in 1981 when he served as an Angels' batboy for three seasons (1981-1983).

After a brief stint outside the organization, Harkins returned to the Angels in 1986 as a clubhouse attendant. He was then promoted to Assistant Visiting Clubhouse Manager and Umpires' Room Attendant in 1988. Harkins was appointed Visiting Clubhouse Manager in 1990. He was honored as the Visiting Clubhouse Manager of the Year by Major League Equipment Managers in 2005.

An Anaheim, CA native, Harkins graduated from Anaheim's Katella High in 1984 and played baseball at Mt. San Antonio Community College (Walnut, CA) in 1985. He is a member of the MLB Equipment Managers Association Scholarship Committee that awards academic scholarships to MLB batboys. Harkins also participates in the annual Groundkeeper's Canned Food Drive here at Angel Stadium, where he gives tours of the clubhouse to fans who donate cans of food.

Harkins and his wife Cathey have two daughters, Hayley and Hannah, and a son, Hayden. The family resides in Placentia.



SHANE DEMMITT

ASSISTANT EQUIPMENT MANAGER

Demmitt began his career in baseball in 1997 with the stadium operations department at the Angels' spring training facility, Tempe Diablo Stadium. He joined the Angels major league facility in Anaheim as a clubhouse attendant in 2004. Prior to that, he spent two seasons working in stadium operations for the Toronto Blue Jays' Class A affiliate in the South Atlantic League. He was promoted to his current position as Assistant Equipment Manager after the 2009 season.

A native of Maryland, he has a B.S. in Sports Management from West Virginia University and a J.D. from Loyola Law School. He resides in Northridge, CA and has been a member of the California State Bar since 2002.



HECTOR "H" VAZQUEZ

UMPIRES ROOM ATTENDANT

Hector Vazquez begins his 14th season in the Angels organization. He first joined the club in 1997 as a ball boy for the team, a position which he held for three seasons (1997-99) before moving to bat boy where he served for two additional years (2000-01). For the following seven seasons (2002-08), Vazquez worked as a member of the clubhouse staff where he assisted players and coaches with their day-to-day preparation. He was promoted to his current position as the Umpire's Room Attendant in 2009.

Hector graduated from Katella High School. He and his wife Erica have a 6-year old daughter, Joana. They reside in Tijuana, Mexico.



Jose Andrade
Security Host



Daniel Angulo
Asset Coordinator



Matt Artin
Sr. Marketing
Manager



Chantelle Ball
Travel Account
Manager



Randy Bishop
Painter



Clint Blevins
Ticket Sales
Account Executive



Sheila Brazelton
Ticket Operations
Manager



Kevin Brown
Lead, Skilled Crafts



Peter Bull
Manager, Entertainment
& Production



Patrick Byrnes
Electrician



Monica Campanis
Administrative
Assistant



Heather Capizzi
Special Events
Supervisor



Al Castro
Manager,
Information Services



Ryan Cavinder
Media Relations
Representative



Alex Cervantes
Skilled
Craft Worker



Calvin Ching
Event Manager



David Chubak
Electrician



Jonathon Ciani
Media Relations
Representative



Michael Clark
Turf Grass Manager



Harlan Coffman
HVAC Technician



David Cohen
Director of Legal Affairs
& Risk Management



Pedro Del Castillo
Housekeeping
Supervisor



Tom DeTemple
Ticket Sales
Manager



Maria Dinh
Sponsorship
Services Manager



Robert Donovan
Sr. Housekeeping
Supervisor



Neil Fariss
Sr. Network Engineer



Arthur Felix
Client Services
Representative



Arianna Fernandez
Human Resources
Representative



Cris Fisher
Controller



Linda Fitzgerald
Assistant Manager,
Facility Services



Jim Gomard
Skilled Craftsman



Ashley Green
Client Services
Representative



Justin Hallenbeck
Client Services
Representative



James Haskins
Security Host



Justin Hollander
Player Development &
Scouting Assistant



Clancy Holligan
Ticketing
Representative



Jennifer Hoyer
Media Relations
Representative



Jennifer Jeanblanc
Financial Analyst



Brittany Johnson
Manager of
Recruitment & Training



Eric Kay
Communications
Manager



Bobby Kowan
Sponsorship Services
Coordinator



Greg Laesch
Turf Grass
Manager



Lorelei Largey
Payroll Manager



Bryan Lawrence
Premium Sales &
Service Manager



Jeff Lee
Marketing Coordinator/
Graphic Designer



Jeff Leuenberger
Ticket Sales
Account Executive



Barney Lopas
Field/Ground
Maintenance Manager



Diego Lopez
Sr. Video
Coordinator



Mark Macias
Lead Security
Host



Sam Maida
Director,
Ballpark Operations



Kathy Mair
Administrative
Assistant



Jasmin Matthews
Ticket Sales
Account Executive



Lindsay McHolm
Community Relations
Coordinator



Mike McKay
Director,
Facility Services



Kylie McManus
Accountant



Ryan Mendoza
Equipment Mechanic



Shawn Meyer
Client Services
Representative



Ruben Montano Jr.
Video Coordinator



Alisa Moreno
Client Services
Representative



Cyndi Nguyen
Ticketing
Representative



Derek Ohta
Corporate Account
Executive



Jose Padilla
Office Assistant



Jackie Perkins
Sponsorship Services
Coordinator



Suzanne Peters
Purchasing Specialist



Danny Pitts
Associate Producer



Jenny Price
Director,
Human Resources



Nicole Provansal
Corporate
Account Executive



Ernie Prukner
Marketing Manager



Angel Rodriguez
Group Sales
Account Executive



Andrew Rogers
Maintenance Painter



Bob Ross
Lead Electrician



John Rozak
Marketing Associate



Adriana Ryan
Client Services
Representative



Brian Sanders
Director,
Client Services



Sandy Sanford
Receptionist



Richard Schilpp
Security Host



Cecilia Schneider
Benefits Coordinator



Paramjit Singh
Assistant Network
Administrator



Jennifer Soliman
Corporate Account
Executive



Tony Suruor
Lead, HVAC



Matt Swanson
Client Services
Representative



Kristin Talamantes
Staffing Analyst



Scott Tarlo
Ticket Sales
Account Executive



Tom Taylor
Traveling Secretary



David Tsuruda
Producer, Video &
Scoreboard Operations



David Tunstall
Painter



Rick Turner
Corporate
Account Executive



Cathy Valdez
Facilities Receptionist



Ryan Vance
Ticketing Supervisor



Keimpe Vanderwall
Painter



Neil Viserto
Director of Sales



Margie Walsh
Receptionist



Doug Ward
Publications Manager



Kim Weaver
Ticketing
Representative



Susan Weiss
Assistant
Ticketing Manager



Jennifer Whynott
Accountant



David Yun
Sr. Desktop
Support Analyst

Not pictured:

Linda Chubak Accounting Assistant

Ray Nells Housekeeping Supervisor

Gabriel Rivera Security Host

Drew Zinser Sponsorship Services Coordinator



Jason Baker



Kenneth Brown



John Burden



Tim Corcoran



Bobby DeJardin



Nick Gorneault



John Gracio



Kevin Ham



Casey Harvie



Steve Hernandez



William "Bo" Hughes



Tom Kotchman



Jeff Malinoff



Ron Marigny



Chris McAlpin



Brandon McArthur



Joel Murrie



Bill Pintard



Dan Radcliff



Ralph Reyes



Scott Richardson



Rudy Vasquez



Rob Wilfong

**Scouts listed above are domestic

FRONT OFFICE

THE NICK KAMZIC AWARD – SCOUT OF THE YEAR

The Nick Kamzic Award is given annually to the Angels' scout who epitomizes the dedication, perseverance and excellence demonstrated by the award's namesake. Nick Kamzic, a Chicago-based scout in the Angels' organization for 39 seasons, joined the franchise in its initial 1961 season (he proudly called himself "Mr. Autry's first hire") and continued scouting for the Angels through the 1999 season. Named the National Scout of the Year (Midwest) in 1996, he passed away from heart failure, Dec. 12, 2000, one week before his 82nd birthday. Like the many hard-working and dedicated scouts who proudly represent baseball throughout the nation, the following individuals demonstrate those special qualities that have earned them recognition as the Angels' Scout of the Year:

1996 — Moose Stubing

1997 — Darrell Miller

1998 — Tony LaCava

1999 — Tom Burns

2000 — Tim Corcoran

2001 — Marc Russo/Leo Perez

2002 — Kevin Ham

2003 — Clay Daniel/Rich Schlenker

2004 — Mike Silvestri/Dale Sutherland

2005 — Ron Marigny/Brad Sloan

2006 — Jack Uhey/Jeff Schugel

2007 — Tom Kotchman

2008 — Chris McAlpin

2009 — Scott Richardson

2010 — Greg Morhardt



ANGELS SCOUTING STAFF

AMATEUR SCOUTING STAFF

RIC WILSON, DIRECTOR OF SCOUTING

TORY HERNANDEZ, MANAGER OF BASEBALL OPERATIONS

Domestic Scouts

Jason Baker	Northeast Supervisor
Kenneth Brown	Arkansas-Tennessee-Alabama-Mississippi
John Burden	Indiana-Ohio-Kentucky-East Tennessee
Tim Corcoran	Eastern Southern California
Bobby DeJardin	Southern & Central California-Hawaii
Nick Gorneault	Northeast States (ME, NH, VT, MA, CT, RI, NY, NJ)
John Gracio	Arizona-New Mexico-Southern Nevada
Kevin Ham	South Texas-Louisiana
Casey Harvie	Pacific Northwest
William "Bo" Hughes	Western Supervisor
Tom Kotchman	North-Central Florida
Jeff Malinoff	National Crosschecker
Ron Marigny	Midwest Supervisor
Chris McAlpin	Southeast Supervisor
Brandon McArthur	North Carolina, South Carolina, Georgia
Joel Murrie	Upper Midwest, Dakotas (CO, MI, MN, MO, WI, IA, IL)
Dan Radcliff	Mid-Atlantic States (PA, DE, MD, VA, WV)
Scott Richardson	Northern California-Northern Nevada
Rudy Vasquez	North Texas-Oklahoma-Kansas-Nebraska
Rob Wilfong	Southern California (San Fernando Valley)

Territory

International Scouts

Marc Russo	International Supervisor
Don Archer	Canada
Daniel MacLeith	Japan
Mario Mendoza	Mexico
Lebi Ochoa, Carlos Ramirez & Mauro Zerpa	Venezuela
Roman Ocumarez, Rafael Ramirez	Dominican Republic
Omar Rodriguez	Puerto Rico
Grant Weir	Australia

Territory

PROFESSIONAL SCOUTING STAFF

GARY SUTHERLAND, SPECIAL ASSISTANT TO GM

GARY DISARCINA, SPECIAL ASSISTANT TO GM

Major Leagues/Professional Scouts

Willie Fraser	Hopewell Junction, NY
Greg Morhardt	South Windsor, CT
Mike Pagliarulo	Medford, MA
Rich Schlenker	Walnut Creek, CA
Jeff Schugel	Denver, CO
Brad Sloan	Brimfield, IL

Hometown

MAJOR LEAGUE SCOUTS



Willie Fraser



Greg Morhardt



Mike Pagliarulo



Rich Schlenker



Jeff Schugel



Brad Sloan



UNDER THE HALO



In 2011, the Angels are celebrating 50 years under the halo.





TV & RADIO INFORMATION

FSWEST™

FOX Sports West enters its 19th season as telecast partner to the Los Angeles Angels. Analyst Mark Gubicza returns to the booth for his fifth season joined by second year play-by-play commentator Victor Rojas.

FOX Sports West is the home to "Angels Live." Originating live from Angel Stadium and on the road, "Angels Live" provides unmatched access to the Los Angeles Angels. Featuring a 30-minute pre-game and full post-game coverage, "Angels Live" is a true extension of the game. Led by Bill Macdonald and Jose Mota, with Michael Eaves reporting from the field, the FOX Sports West Angels Baseball reporting team is everywhere at once, telling the stories of the game and sharing expert insight. Connected, original, fast-paced and fun, "Angels Live" on FOX Sports West keeps Angels fans entertained and informed.

Live event coverage of the Angels on FOX Sports West features the X-mo camera to create opportunities for the analysts to share perspective and expertise with an up-to-the-moment illustration. X-mo is the highest speed broadcast camera available. Its use provides sports fans an extremely specific look on the game, from clarifying a crucial play by significantly slowing it down, to illustrating the tremendous impact absorbed by a ball upon contact with a bat.

In 2010, FOX Sports West and sister network PRIME TICKET received a total of 12 Los Angeles Area Emmy Award nominations and were honored with four Emmy Awards including, "Recovery and Renewal - The Jon Wilhite Story." Additionally, the networks were awarded four Telly Awards including, "Los Angeles Angels: 'We Put You in the Game' Prep.

In addition to the Los Angeles Angels, FOX Sports West is the telecast destination for the most comprehensive coverage of the Los Angeles Lakers, Los Angeles Kings and Los Angeles Galaxy. Together, FOX Sports West and PRIME TICKET present more live, local sports programming than any other network or broadcast system in Southern California, Nevada and Hawaii. For complete regional sports news, provocative opinions, telecast schedules and updated statistics, log-on to www.foxsportswest.com and follow us on Twitter at www.twitter.com/foxsportswest and become a fan on Facebook at www.facebook.com/foxsportswest.



Legendary Angels Broadcaster
Dick Enberg

2011 RADIO AFFILIATES

CALL LETTERS

KSPN
KGAM
KVTX
KKZZ
KLOA
KVFG
KRAK

FREQUENCY

710 AM
1450 AM
1520 AM
1400 AM
1240 AM
103.1 FM
910 AM

LOCATION

Los Angeles
Palm Springs, Rancho Cucamonga
Ventura
Ventura
Ridgecrest
Victorville
Hesperia



AM830 KLAAs enters its fourth year as the English radio flagship station of the Los Angeles Angels. The broadcast team of Terry Smith and Jose Mota will join together for their second season in the Angels radio booth. 2011 is Terry Smith's and Jose Mota's 10th seasons with the club.



AM830 will provide ancillary programming before and after every game broadcast.

AM830 is home to The Sports LODGE with Roger Lodge, LA's only local sports talk weekday mornings 7 a.m. - 10 a.m. with daily appearances on the KTLA Channel 5 morning show, LA's top rated morning newscast.

AM830 is also the flagship station of the NHL's Anaheim Ducks, and the Southern California home for Oakland Raiders football and Notre Dame Fighting Irish football.

KWKW ESPN Deportes (1330 AM) is in their fourth year as the Spanish-language play-by-play home of the Los Angeles Angels this season. Jose Mota and Rolando Nichols will return to deliver the exciting action of Angels Baseball.

In 1941, at the beginning of World War II, the Federal Communications Commission awarded KWKW its license to broadcast and inform the Hispanic Population of Los Angeles the news about the war. This took place from the basement of a hotel on Colorado Street in Pasadena. At a later date KWKW moved to 800 Sierra Madre Villa in Pasadena, where many of today's famous announcers began their careers in Spanish Radio.

In 1962 Lotus Communications Corporation bought KWKW. Since that time Howard Kalmenson, owner and founder of Lotus Communications, has been able to acquire 24 radio stations which broadcast in English and Spanish as well as Lotus Hispanic Reps, a National Rep firm with offices across the country. All this was possible because of KWKW.

In January 1989, when KWKW switched from 1300 to 1330 on the AM dial, the broadcast coverage area more than doubled. KWKW is one of the leading Spanish language radio stations in the United States. An excellent signal, popular personalities, outstanding news, sports, and in-depth public service and community involvement guarantee KWKW's long term success in the dominant Mexican and Latino communities of Los Angeles.



UNDER THE HALO

ALL-TIME ANGELS TELEVISION BROADCASTERS

1961 - Don Wells, Bob Kelley, Steve Bailey (KTLA)	1984 - Bob Starr, Ron Fairly, Allan L. Collin (KTLA)	2002 - Steve Physioc, Rex Hudler (KCAL & Fox Sports Net)
1962 - Buddy Blattner, Don Wells, Steve Bailey (KTLA)	1985 - Bob Starr, Joe Torre, Dick Enberg (KTLA)	2003 - Steve Physioc, Rex Hudler (KCAL & Fox Sports Net)
1963 - Buddy Blattner, Don Wells (KTLA)	1986 - Bob Starr, Joe Torre (KTLA)	2004 - Steve Physioc, Rex Hudler (KCAL & Fox Sports Net)
1964 - Buddy Blattner, Don Wells (KTLA)	1987 - Bob Starr, Joe Torre (KTLA)	2005 - Steve Physioc, Rex Hudler (KCAL & Fox Sports Net)
1965 - Buddy Blattner, Don Wells (KTLA)	1988 - Bob Starr, Joe Torre (KTLA)	2006 - Steve Physioc, Rex Hudler (KCAL & Fox Sports Net)
1966 - Buddy Blattner, Don Wells (KTLA)	1989 - Bob Starr, Joe Torre (KTLA)	2007 - Steve Physioc, Rex Hudler, Jose Mota and Mark Gubicza (Fox Sports Net and KCOP)
1967 - Buddy Blattner, Don Wells (KTLA)	1990 - Joe Torre, Reggie Jackson, Joe Garagiola (KTLA)	2008 - Steve Physioc, Rex Hudler, Rory Markas and Mark Gubicza (Fox Sports Net and KCOP)
1968 - Buddy Blattner, Don Wells (KTLA)	1991 - Ken Wilson, Ken Brett (KTLA)	2009 - Steve Physioc, Rex Hudler, Rory Markas and Mark Gubicza (FS West and KCOP)
1969 - Dick Enberg, Don Wells (KTLA)	1992 - Ken Wilson, Ken Brett (KTLA)	2010 - Victor Rojas and Mark Gubicza (FS West and KCOP)
1970 - Dick Enberg, Don Wells (KTLA)	1993 - Ken Wilson, Ken Brett (KTLA)	2011 - Victor Rojas and Mark Gubicza (FS West and KCOP)
1971 - Dick Enberg, Don Wells (KTLA)	1994 - Ken Wilson, Ken Brett (KTLA & Prime Ticket)	
1972 - Dick Enberg, Don Wells (KTLA)	1995 - Ken Wilson, Ken Brett (KTLA & Prime Sports)	
1973 - Dick Enberg, Don Drysdale (KTLA)	1996 - Steve Physioc, Jerry Reuss, Sparky Anderson (KCAL and Fox Sports West)	
1974 - Dick Enberg, Don Drysdale (KTLA)	1997 - Steve Physioc, Jerry Reuss, Sparky Anderson (KCAL & Fox Sports West)	
1975 - Dick Enberg, Don Drysdale (KTLA)	1998 - Steve Physioc, Jerry Reuss, Sparky Anderson (KCAL & Fox Sports West)	
1976 - Dick Enberg, Don Drysdale (KTLA)	1999 - Steve Physioc, Rex Hudler (KCAL & Fox Sports West)	
1977 - Dick Enberg, Don Drysdale, Al Wisk (KTLA)	2000 - Steve Physioc, Rex Hudler (KCAL & Fox Sports West)	
1978 - Dick Enberg, Don Drysdale, Al Wisk (KTLA)	2001 - Steve Physioc, Rex Hudler (KCAL & Fox Sports West)	
1979 - Don Drysdale, Al Wisk, Ron Fairly (KTLA)		
1980 - Don Drysdale, Ron Fairly (KTLA)		
1981 - Don Drysdale, Ron Fairly (KTLA)		
1982 - Bob Starr, Ron Fairly (KTLA)		
1983 - Bob Starr, Ron Fairly (KTLA)		
1983 - Bob Starr, Ron Fairly (KTLA)		



MARK GUBICZA

TELEVISION COLOR ANALYST

Former Major League Baseball veteran Mark Gubicza is entering his 10th year with FS WEST and FS PRIME TICKET. This season will mark his fifth year of providing color commentary on Fox Sports West. Gubicza will also continue as analyst for the Angels' pre- and post-game shows, now known as "Angels Live", which he has done for the past six seasons.

Gubicza co-hosts the "FS Baseball Report," which airs nationally on Fox Sports, previewing future match-ups and breaking down current standings in the league. In 2004, Gubicza provided analysis for Minnesota Twins games from Los Angeles. He made his first television appearance as an analyst for FSN in April 2000 on "Baseball Today" and the "National Sports Report." He also hosted the "Southern California Baseball Report" on AM570 for three years.

In his professional baseball career, Gubicza spent 14 seasons in the Major Leagues. Drafted in 1981, he went on to spend 13 seasons with the Kansas City Royals until 1996. With the club, he won a World Championship in 1985, won 20 games in 1988, and today still holds the single-game record for most strikeouts with 14. In both 1988 and 1989, he was named to the MLB All-Star teams. He finished his career with the Angels in 1997. To honor his many accomplishments on the field, he was named to the Kansas City Royals Hall of Fame as well as the Pennsylvania Hall of Fame in 2006. He has also recently been named to the Missouri Sports Hall of Fame, class of 2010.

Gubicza lives in Chatsworth, Calif., with his wife, Lisa and their three children, Nicolette, Chad and Ashley.



VICTOR ROJAS

TELEVISION PLAY-BY-PLAY

Victor Rojas returns to the television booth for his second season as the play-by-play voice of the Angels. Rojas will also join fellow broadcaster Mark Gubicza for a second season as analyst for "Angels Live", the Angels pre- and post-game shows.

Rojas joined the Angels broadcast team prior to the 2009 season after serving as a studio host for the MLB Network since its inception. Before joining the MLB Network in late December, 2008, Rojas spent five seasons (2004-2008) as a member of the Texas Rangers television and radio broadcast teams, calling play-by-play as well as providing analysis. Rojas came to Texas after spending the 2003 season doing both play-by-play and analysis for the Arizona Diamondbacks broadcasts.

Prior to breaking into Major League broadcasting with the Diamondbacks, Rojas spent two seasons calling television and radio play-by-play for the Newark Bears of the Atlantic League, where he was also hired as the team's Assistant General Manager before becoming General Manager.

A former pitcher in the Angels organization, Rojas' career eventually led to coaching. The son of former Major League All-Star and Angels manager Cookie Rojas, Victor was on the Florida Marlins baseball staff in 1993 and served as pitching coach at Rio Grande in the Texas-Louisiana League in 1994. The Miami, FL native played his college baseball at the College of the Desert in Palm Springs, California, and Lewis-Clark State University in Lewiston, Idaho.

Since joining the Angels broadcast team, he has since settled in Dove Canyon, Calif., with his wife Kim and their two children.





TERRY SMITH

RADIO PLAY-BY-PLAY

Terry Smith enters his 10th season on the Angels flagship radio station, AM 830, KLAAM. The 2011 season marks his second season as the Angels lead play-by-play announcer. Smith also hosts the Angels post-game call-in show "Angel Talk" and the Angels hot stove program "Angels Tonight".

Smith joined the Angels in 2002 after serving as the radio voice of the New York Yankees Triple-A affiliate Columbus Clippers for 19 seasons. From 1983-1997, Smith also served as Sports Director on WBNS AM in Columbus, Ohio and was simply known as "The Voice" serving as play-by-play announcer for the Ohio State University Football and Basketball Radio Network from 1986-1997. Smith was recognized three times by the Ohio Associated Press for his sportscasts and WBNS AM was named the Outstanding Sports Operation in Ohio six times by the Associated Press.

Smith started his baseball broadcasting career in 1978, calling games for the Jacksonville Suns and later called games for the Memphis Chicks from 1981-82. At Memphis, Smith also worked as the Sports Director on WHBQ AM, anchoring sports on the morning and afternoon drive shows.

The Philadelphia, PA native attended Temple University, where he played collegiate club hockey, as well as Jones College in Jacksonville, FL which has produced the likes of actors Joe Piscopo and Jay Thomas. In February, 2002 Smith made his on-screen debut as a broadcaster in the baseball movie "A Little Inside", which aired on HBO and Showtime. He assists in Angels Community Relations with appearances and has served as Honorary Chair of the Orange County Learning for Life's Exploring program. Smith and his wife Sonia have one son, Jordan, a student at UC Santa Barbara, and make their home in Ladera Ranch, CA.



JOSÉ MOTA

ENGLISH RADIO

José Mota enters his 10th season with the Angels broadcast team, his second as the English radio analyst, after serving as the play-by-play/analyst for Spanish radio broadcasts the previous eight seasons. In addition to his radio duties, Mota also serves as TV pre/post-game analyst on FSN West and KCOP-13. Additionally, he has served as a sideline reporter for ESPN during the inaugural World Baseball Classic and on selected Sunday Night Baseball telecasts. He also handles the color analyst and play-by-play duties for selected national broadcasts during Saturday's Game of the Week on FOX. Jose has broadcasted at multiple major events such as the 2006 ALCS (FOX), the 2007 MLB All-Star Game in San Francisco (FOX), and the 2007 MLB Playoffs (TBS). In 2008, he joined Yahoo Sports as a baseball analyst, contributing video features and website articles. In 2009, he worked as MLB International's color analyst for the world-wide broadcast of the World Baseball Classic.

A bilingual talent, Mota joined the Angels in 2002 after working as a broadcaster for MLB Radio. During the 2001 season, Mota worked as a play-by-play announcer for DirecTV Latin America which provided weekly intercontinental Major League Baseball broadcast coverage to 26 Latin American countries. He has been the featured analyst for MLB Productions' "Sabor a Béisbol", a Spanish-language feature and highlight show available to national and international audiences.

From 1997 until his current appointment, José served as a color analyst/play-by-play announcer for the FOX baseball "Game of the Week" in Spanish, including MLB playoffs and World Series, and for the "NFL Sunday" football broadcasts. He has been a guest play-by-play announcer for the Los Angeles Dodgers' Spanish broadcasts, sitting in for Hall-of-Famer Jaime Jarrin.

A former Major League baseball player with the San Diego Padres (1991) and Kansas City Royals (1995), Mota was originally drafted by the Chicago White Sox in 1985. He was a two-time Collegiate All-American second baseman at Cal State Fullerton and owns a bachelors degree in Communications from CSUF. He was the starting second baseman for the 1984 National Champion Titans. In 1999, Jose made his film debut in Kevin Costner's Universal Studios release "For Love of the Game" in which he portrayed Dominican shortstop "José Garcia".

He has served as the first and the only full-time bilingual baseball broadcaster, as on a given day, José addresses both the Spanish and the English-speaking baseball audiences. Selected by OC Metro Publications as one of the "Hottest 25" personalities in Orange County for 2007.

A native of Santo Domingo, Dominican Republic, Mota is the son of longtime Dodger Manny Mota. He and his family make their home in the San Gabriel Valley.



ROLANDO NICHOLS

SPANISH RADIO PLAY-BY-PLAY

Rolando Nichols begins his third season with the Angels on their Spanish broadcasts with KWKW 1330 ESPN Deportes Radio. He has 16 years of experience in broadcast media as a journalist, news and sports anchor/reporter. Rolando started his career in radio, broadcasting AAA baseball and NCAA football games in Tucson, AZ. His first television job was at Telemundo in Tucson as a master control operator. He worked his way up to an on-air position in Tucson and then in 1997 became the prime-time news anchor for the Univision affiliate in Phoenix. He eventually became the main news anchor for the most watched local newscast in the country at Univision's flagship Los Angeles station, KMEX-34.

As a journalist, in 2005 Rolando received the highest recognition in broadcast media, the prestigious Peabody Award. Nichols has won the Edward R. Murrow Award for excellence in media, a Regional Emmy, a Gabriel Award among others for his journalistic work.

Rolando played professional baseball in the Mexican Summer League before starting his career as a broadcaster. He signed his first professional contract at age 15 with the "Naranjeros", from his hometown Hermosillo, Sonora Mexico. Rolando was part of the Mexico City Red Devils and Veracruz Eagles organizations in the mid 90's.

Rolando is the founder, of CENTRO Net Productions, a cutting-edge media production house located in the Los Angeles area. Rolando, his wife Wende and their 3 children live in Manhattan Beach, CA.

Nichols holds a Bachelor of Arts in Broadcast Journalism from The Walter Cronkite School of Journalism at Arizona State University.



DARREN CHAN

PRODUCER/ENGINEER

Darren Chan enters his 11th season as the Producer/Engineer for Angels' English radio broadcasts for the 2011 baseball season. Chan is responsible for all of the technical aspects of each broadcast in addition to forwarding updated game information to all announcers. During the off-season, Chan also serves as the radio engineer for Los Angeles

Lakers' home games.

Prior to joining the Angels, Chan was the Promotions and Marketing Director for CNET Radio in San Francisco (2000-01). He also served as a production and promotions coordinator at KKSF and KABL (Oakland Athletics' flagship radio station).

Chan has an extensive background in the radio/broadcasting business as he was the Sports Director/Executive Producer at KTCT (Flagship station for the Oakland Raiders and Stanford Athletics) in San Francisco (1997-99). He also served as an on-air morning show co-host and provided NFL updates on the Raiders radio network. He began his radio career as a producer at KNBR (flagship radio station of the San Francisco Giants) from 1990-95.

A native of San Francisco, Chan attended San Francisco State University. He and his wife Lily reside in Chino, CA.

ALL-TIME ANGELS RADIO BROADCASTERS (ENGLISH FLAGSHIP)

1961 - Don Wells, Bob Kelley, Steve Bailey (KMPC)	1975 - Dick Enberg, Don Drysdale, Dave Niehaus (KMPC)	1988 - Al Conin, Ken Brett (KMPC)	2004 - Rory Markas, Terry Smith (ESPN Radio)
1962 - Don Wells, Steve Bailey, Buddy Blattner (KMPC)	1976 - Dick Enberg, Don Drysdale, Dave Niehaus (KMPC)	1989 - Al Conin, Ken Brett (KMPC)	2005 - Rory Markas, Terry Smith (ESPN Radio)
1963 - Don Wells, Buddy Blattner (KMPC)	1977 - Dick Enberg, Don Drysdale, Al Wisk (KMPC)	1990 - Al Conin, Ken Brett (KMPC)	2006 - Rory Markas, Terry Smith (ESPN Radio)
1964 - Don Wells, Buddy Blattner (KMPC)	1978 - Dick Enberg, Don Drysdale, Al Wisk (KMPC)	1991 - Al Conin, Bob Jamison (KMPC)	2007 - Rory Markas, Terry Smith (ESPN Radio)
1965 - Don Wells, Buddy Blattner (KMPC)	1979 - Don Drysdale, Al Wisk (KMPC)	1992 - Al Conin, Bob Jamison (KMPC)	2008 - Rory Markas, Terry Smith, Steve Physioc, Rex Hudler (AM 830 KLA) (AM 830 KLA)
1966 - Don Wells, Buddy Blattner (KMPC)	1980 - Bob Starr, Steve Shannon (KMPC)	1993 - Bob Starr, Billy Sample (KMPC)	2009 - Rory Markas, Terry Smith, Steve Physioc, Rex Hudler (AM 830 KLA)
1967 - Don Wells, Buddy Blattner (KMPC)	1981 - Bob Starr, Don Drysdale, Ron Fairly (KMPC)	1994 - Bob Starr, Billy Sample (KMPC)	2010 - Terry Smith, Jose Mota (AM 830 KLA)
1968 - Don Wells, Buddy Blattner (KMPC)	1982 - Bob Starr, Ron Fairly (KMPC)	1995 - Bob Starr, Mario Impemba (KMPC)	2011 - Terry Smith, Jose Mota (AM 830 KLA)
1969 - Dick Enberg, Don Wells (KMPC)	1983 - Bob Starr, Al Conin, Ron Fairly (KMPC)	1996 - Bob Starr, Mario Impemba (KMPC)	
1970 - Dick Enberg, Don Wells, Dave Niehaus (KMPC)	1984 - Bob Starr, Al Conin, Ron Fairly (KMPC)	1997 - Bob Starr, Mario Impemba (KTZN)	
1971 - Dick Enberg, Don Wells, Dave Niehaus (KMPC)	1985 - Dick Enberg, Al Conin, Ron Fairly (KMPC)	1998 - Mario Impemba, Brian Barnhart (KRLA)	
1972 - Dick Enberg, Don Wells, Dave Niehaus (KMPC)	1986 - Al Conin, Ron Fairly (KMPC)	1999 - Mario Impemba, Brian Barnhart (KRLA)	
1973 - Dick Enberg, Don Drysdale, Dave Niehaus (KMPC)	1987 - Al Conin, Ken Brett (KMPC)	2000 - Mario Impemba, Daron Sutton (KLA)	
1974 - Dick Enberg, Don Drysdale, Dave Niehaus (KMPC)		2001 - Mario Impemba, Daron Sutton (KLA)	
		2002 - Rory Markas, Terry Smith (KLAC)	
		2003 - Rory Markas, Terry Smith (ESPN Radio)	



JOSE TOLENTINO

SPANISH COLOR BROADCASTER

Former Major Leaguer José Tolentino returns to the Angels' Spanish broadcast team in 2011 after working in the same capacity with the club from 1998-2001 and in a limited capacity in 2010. Tolentino has been broadcasting baseball over 15 seasons, working with ESPN during the Caribbean Series as well as covering the MLB regular season and Post-Season on FOX International & FOX Español. He has also done work for DirecTV SZC (Strike Zone Channel).

On the field, José managed Team México for the 2008 Beijing Games and served as the hitting & first base coach with México during the World Baseball Classic in 2006 and 2009.

Tolentino played professionally for more than 15 years with five MLB organizations, making his MLB debut with the Houston Astros, July 18, 1991. His finest season as a pro came in 1990 with the AAA Tucson Toros where he batted .308 with 21 home runs and 78 RBI while logging a 30-game hit streak. In 1983, José became the first Mexican citizen to be drafted by a MLB organization, the Oakland A's in the seventh round.

Playing first base and batting clean-up at the University of Texas, José was a finalist for the Golden Spikes Award while starring for the 1983 NCAA Champion Longhorns. He hit .339 and set then school records with 73 RBI and 28 doubles during the '83 season. Several of his Longhorn teammates went on to become Major Leaguers, including Roger Clemens, Dennis Cook and Calvin Schiraldi.

In youth baseball, José was a left-handed pitcher for México City and guided the team to two wins vs. USA during the Little League World Series.

Tolentino is active in the Orange County community where he operates a skills and development academy for professional, college, high school and youth baseball players - the "José Tolentino Professional School of Baseball." He resides in Mission Viejo with his wife, Nathalie. Tolentino has three sons: Eric, Patric & Milan and a daughter Isabelle. Patric is currently a catcher at the University of Nebraska where former Angel star Darin Erstad is the hitting coach.



AMAURY PI-GONZALEZ

SPANISH PLAY-BY-PLAY BROADCASTER

Amaury Pi-González returns to the Angels' Spanish broadcast team for the 2011 campaign, his 33rd season in Major League Baseball. He is the only Major League Baseball announcer to have broadcasted in Spanish for four Major League teams (LAA, OAK, SEA, SF).

Over the previous two seasons, Amaury served as the voice of the A's on the Spanish Beisbol Network. From 2003 thru 2006, Pi-Gonzalez was broadcasting for two teams in two separate leagues, the SF Giants and Seattle Mariners. In 2007, he worked alongside Jose Mota calling Angels Baseball on Spanish radio.

He began his career in 1977 with the Athletics. During his tenure, Pi-González has called the 1986 World Series for CBS Hispanic Network, the 1988, 1989 and 1990 Series for the A's, and the 2002 Series for the Giants. The Fremont, Calif. resident previously served five years as sports anchor for Telemundo TV48 in San Jose and was the Spanish voice for the NBA's Golden State Warriors from 1992-98. In addition, he was the English voice for the Caribbean World Series for Fox Sports International in 2001 and 2002.

Born in Cuba, Amaury was inducted into the Cuban Sports Hall of Fame in 2004, and into the Hispanic Heritage Baseball Museum in 2004.

The expansion franchise Los Angeles Angels were born in 1960, and played their first game in 1961. Named "Angels" for the English translation and nickname ("The City of Angels") of the city, the club remained in Los Angeles from 1961-65, before moving to Anaheim in 1966. The organization officially became the California Angels in Sept., 1965 to coincide with a uniform change the following season, and has remained in Anaheim since the move in 1966. On Nov. 19, 1996, the California Angels were renamed the Anaheim Angels in a press conference held at Anaheim Stadium to also announce a uniform change. On Jan. 3, 2005, the team announced its official name to be the Los Angeles Angels of Anaheim. The inclusion of Los Angeles reflects the original expansion name and returns the Angels as Major League Baseball's American League representative in the Greater Los Angeles territory.

On Jan. 9, 2002, the Angels unveiled their new official team colors and logos featuring red as the dominant color for the first time in club history. The announcement represented the seventh uniform change in franchise history. The look to the Angels' logo and uniforms captures the tradition of Angel baseball and a contemporary "back to basics" flare. The logo features the signature halo surrounding the "A," while the uniforms are reminiscent of decades past.

The Angels selected red, dark red, navy and silver as their colors. The red and navy that have been the team's official colors since the inaugural season have been maintained. The official Angels logo consists of the block letter "A" in red, including dark red shading along the outside of the left side, inside the right side and bottom of the cross of the "A." A silver halo circles the top of the "A," filled with navy. The same navy outlines the "A" as well as the halo.

Both home and road uniforms follow the traditional look of jerseys

50TH ANNIVERSARY UNIFORM ENHANCEMENTS

The Angels will commemorate the Golden Anniversary on-field with enhancements to the 2011 club uniforms. In lieu of the current silver halo, Angel hats will now feature a gold halo around the primary "A" logo as well as a 50th anniversary patch affixed to the left side. On the front of the club's home, road, and alternate red jerseys, a gold halo is featured on the "A" of the club lettering. The 50th anniversary patch will appear on the right sleeve, while an "A" patch with gold halo will be featured on the left sleeve.

past. The club wears black belts, red stirrups and black shoes. Helmets are similar in color and logo to the home and road cap. Large numerals in red outlined in blue and silver with the players last name in red outlined in blue and silver will appear on the back of all jerseys. A smaller number in red outlined in blue and silver appears below the script on the left side of all jerseys.

The Angels' home uniforms include a red cap and bill, official club logo and red button. Jersey is button down, white in color, with red piping around neck and arms. Red ANGELS script appears on front, with silver halo circling top of the 'A'. Script is outlined in blue and silver. Pants are white with red piping down each leg.

The Angels' road uniforms include a red cap and bill, official club logo and red button. Jersey is button down, gray in color, with red piping around neck and sleeves. Red ANGELS appears on front, with silver halo circling top of the 'A'. Script is outlined in blue and silver. Pants are gray with red piping down each leg.

The Angels' alternate home uniforms include a red cap and bill, official club logo and red button. Jersey is a sleeveless button down, white in color with red piping around neck and armholes worn with red undershirt. Red ANGELS script will appear on front, with silver halo circling top of 'A'. Script is outlined in blue and silver. The Angels' ALTERNATE UNIFORM used for home or road games include a red cap and bill, official club logo and red button.

Jersey is button down, red in color, with silver piping around neck and arms. Red ANGELS script will appear on front, with silver halo circling top of 'A'. Script is outlined in blue and silver.

The practice uniforms, which are the same jerseys worn at Spring Training, include a blue cap with official club logo, red bill and button. Jersey is red mesh with official club logo located on top left. Large white numbers appear on back of jersey.

HOME UNIFORM



HOME ALTERNATE UNIFORM



ALTERNATE UNIFORM



SPRING TRAINING UNIFORM



ROAD UNIFORM



THE HISTORY OF THE ANGELS LOGO



1961-65



1966-70



1971



1972-88



1989-92



1993-96



1997-2001



2002-

UNDER THE HALO





ANGELS BASEBALL
FOUNDATION

As the Angels celebrate their 50th Anniversary season in 2011, many memorable moments, All-Star and Hall of Fame players, and of course a World Championship will be recognized. While the organization is proud of its many accomplishments on the field, perhaps an even greater satisfaction remains for the impact the team has had in its community efforts since the inception of the Angels in December, 1960.

The Angels are proud to support a myriad of local charities, organizations and community groups throughout Orange County and the Greater Los Angeles region. The organization has been leaving its positive, indelible image on our communities and the lives of countless neighbors residing therein through its passionate commitment towards bettering the places we call home.

Through the efforts of the Angels and the Angels Baseball Foundation, established in 2004 under Arte Moreno, the organization has created an aggressive and far-reaching approach, one intended to have a profound, life-changing impact on the thousands of people, specifically children, in our area. Among the Angels notable beneficiaries are the Boys & Girls Clubs of Orange County, the Angels RBI Program, Orangewood Children's Foundation, The Cystic Fibrosis Foundation, Special Olympics of Southern California, Healthy Smiles for Kids Orange County, Children's Bureau of Orange County, Little Leagues and the YMCA. The Angels have touched more than 3,000 organizations, answering needs for everything from monetary donations to memorabilia, tickets, and even the distribution of 100,000 toothbrushes to children.

AN ALL-STAR YEAR:

In 2010, the Angels were privileged to host their third All-Star Game in club history. In conjunction with the Major League Baseball All-Star Legacy Fund, the Angels and the Angels Baseball Foundation provided over two million dollars to groups and projects, including a significant portion directed to the renovation of softball fields at Anaheim's Pioneer Park into the MLB Angels All-Star Complex. Two brand new diamonds provide playing fields for underserved and special needs youth in Orange County: "All-Star Field #1" for local Little Leagues and the Angels RBI program and "All-Star Field #2" for use by Miracle League of Orange County, Challenger League and other special needs children.



Additionally, MLB and the Angels Baseball Foundation teamed with the City of Santa Ana, the Boys & Girls Clubs of America and Magical Builders to renovate the Boys & Girls Club of Santa Ana. Work done to the Club included a newly constructed baseball and softball field, a baseball-themed mural at the edges of the field, planting of an organic/peace garden, renovations to a multi-purpose room and various other activities on the grounds and facility.





ANGELS BASEBALL FOUNDATION:

Since its inception eight years ago, the Angels Baseball Foundation has granted more than \$2.5 million towards local causes, almost all involving children. The Foundation focuses on initiatives aimed to create and improve Education, Healthcare, Arts & Sciences, and Community related youth programs throughout the region, in addition to providing children the opportunity to experience the great game of baseball and its countless positive attributes.



Angels Baseball Foundation Alumni Golf Classic

The Angels annually host the Angels Baseball Foundation Golf Classic at Pelican Hill Golf Club in Newport Coast. In 2010, the event raised over \$115,000 for the Foundation. Thirty-six foursomes participate and each is joined by an Angels' Alum. Participants enjoy a round of golf, dinner reception and silent auction with Angel greats such as Dave Winfield, Chuck Finley, Rod Carew and many others.

Angels Wives

The Angels Wives Group takes an active role in the community throughout the season by contributing their time and effort toward charitable events, organizations and the Angels Baseball Foundation. Each year, the group builds baskets personalized to the players and coaches for an online auction benefiting the Foundation. Each basket contains game-used and autographed memorabilia, as well as Angels' tickets and merchandise. The 2010 online auctions raised over \$25,000 for the Angels Baseball Foundation.

In 2010, the Wives Group joined OC Animal Care to host their third Angels for Animals event at the ballpark. Jody Kendrick, wife of Angels second baseman Howie Kendrick, spearheaded the event to raise awareness for animal adoption and the importance of spaying and neutering pets. The group sold "mystery bags" containing baseballs autographed by Angels coaches and players and raffle tickets to win team signed bats and other autographed Angels items. Fans also had the opportunity to visit various booths in front of the stadium and meet many of the animals available for adoption at the OC Animal Care. Over the past three seasons, the event has raised nearly \$65,000 for OC Animal Care and other local animal shelters.



Angels Baseball Foundation Children's Holiday Party at ESPN Zone

Each year the Angels Baseball Foundation aims to make the season brighter for 200 underprivileged kids by hosting a Children's Holiday Party for organizations in the Southern California area. For the first time in



2010, the Angels partnered with AM 830 to host the event. ESPN Zone in Anaheim was the new venue, and generously donated the use of their facility, food, and free video arcade games to all the children in attendance. Also new in 2010 was a partnership with Magical Builders' Jamma Jingles program, which provided a new pair of pajamas to every child in attendance. Players, coaches and broadcasters attend each year to kick off the event and provide the children with an afternoon of fun. Angels representatives welcome the children, pass out Angels hats and special holiday t-shirts. The children eat dinner, have a special visit from Santa, and then take time playing games. As the children leave the party, they each receive a toy from Santa and warm holiday wishes from the Angels.



HONORING OUR COMMUNITY AT THE BALLPARK:

Angels Scholars

The Angels have teamed up with the Orange County Office of Education and the AVID Program to create Angels Scholars. Entering its sixth year, the Angels Scholars program awards college scholarships to five academically talented, financially disadvantaged public middle school students in Orange County. The Angels Baseball Foundation will award each Angels Scholar \$4,000 (plus accrued interest) upon their acceptance into a four-year college. The scholarship will help ease the costs of the Scholars' college tuition and books.

Each school in Orange County offering the AVID Program in eighth-grade can nominate one student for the Angels Scholars scholarship. The AVID Program is an in-school academic support program for sixth through twelfth grades that prepares students for college eligibility and success. In 2010, the first class of Angels Scholars graduated from High School and were all accepted into college. All Scholars are honored during an on-field pregame ceremony at Angel Stadium.



Going to Bat Against Breast Cancer

The Angels annually join Major League Baseball and Susan G. Komen for the Cure on Mother's Day to raise money for the fight against breast cancer in America. Game-used bases, lineup cards, and the ceremonial home plate will be auctioned off, with funds benefiting the Komen for the Cure Breast Cancer Foundation. Players, coaches and umpires throughout the league support the cause by wearing pink wristbands and pink ribbons on their uniforms. Many players also choose to play with special pink bats on Mother's Day.

The Angels also recognize advocates and officials from the Komen for the Cure Orange County Affiliate during a pregame ceremony. They also support the Komen Orange County Affiliate's Pink Tie Guys: A group of Orange County businessmen who support and draw attention to the mission and work of the Komen Orange County Affiliate.

Father's Day Home Run Challenge

The Angels and Major League Baseball are committed to the fight against prostate cancer. In 2011 they will continue their partnership with the Prostate Cancer Foundation for the Home Run Challenge. In its fourteenth year of raising money for the cure of prostate cancer, the Home Run Challenge takes place the week prior to Father's Day with events scheduled at stadiums across the nation. During the Home Run Challenge, fans make a monetary pledge for each home run hit during the week's games, including all games played on Father's Day. All money raised throughout the week goes directly toward prostate cancer research. On Father's Day, players, managers, coaches, trainers, umpires and groundskeepers across the league show their support by wearing blue wristbands, uniform decals, blue anti-glare and temporary blue ribbon tattoos.

Little League Days

In their efforts to support youth baseball and softball in the surrounding community, the Angels offer a unique fundraising program for all Little Leagues to participate on a district-wide level. Typically 9,000 to 10,000 children, families and friends attend one of the five designated games. In addition to offering discounted tickets for the groups, Little Leaguers are invited to parade around the field one hour prior to the game with their respective teams.

MLB Pitch, Hit & Run Competition

The Angels are pleased to host the MLB Pitch, Hit & Run local final competition at Angel Stadium of Anaheim. The local competitions provide youth across North America with an integrated competition that recognizes individual excellence in core baseball skills. In 2010, the program reached more than 600,000 participants between the ages of seven and 14 through more than 3,900 local competitions. The 2010 season also marked the first year of the national Girls Softball Division. The top competitors nationwide from each of the four age divisions were then invited to compete in the national finals and advance to the Finals at Angel Stadium during the 2010 All-Star Week in Anaheim. After the final competition, participants had the opportunity to field balls during the Home Run Derby and attend the All-Star Game.

Equipment Day

The Angels and the Baseball Tomorrow Fund will host their sixth Equipment Drive in the fall of 2011. Over the past five seasons, hundreds of fans have donated new or used baseball and softball equipment as well as over \$5,000 in monetary donations. In 2010, all equipment collected was donated to Robinwood Little League and Costa Mesa American Little League. During a pre-game ceremony, the Angels and the Baseball Tomorrow Fund also presented each Little League with a \$2,500 grant to help purchase new equipment.



Angels Canned Food Drives

The Angels hold two annual canned food drives to benefit the Second Harvest Food Bank. In the Thanksgiving spirit, Angels' Groundskeepers hold a drive the weekend before Thanksgiving. Fans are given the opportunity to step up to the plate at Angel Stadium of Anaheim and support their local community. Fans have another opportunity to give during the summer, when the Angels Wives host a weekend canned food drive prior to the games at Angel Stadium.

Making Wishes Come True

The Angels often receive requests to help grant the wishes of children with life-threatening medical conditions. Working closely with the Make-A-Wish Foundation, the Angels are pleased to have Wish Kids and their families as their guests. They have the opportunity to come down to the field to meet the team and chat with their favorite players. Afterwards everyone is treated to an exciting night of Angels Baseball.



Light the Night®

The Angels partner with The Leukemia & Lymphoma Society each year to host the Light the Night Walk at Angel Stadium of Anaheim. This special fundraising walk is an annual celebration and commemoration of lives touched by cancer. All walkers carry balloons: cancer patients and survivors carry white illuminated balloons, while cancer supporters carry red illuminated balloons. Join the Angels for the 2011 Light the Night Walk on September 17th!

ANGELS IN THE OUTFIELD:

Angels Youth Clinics, Benefiting the Angels RBI League

The Angels annually host a Baseball Day Camp in the outfield at Angel Stadium. The goal is to not only teach the proper fundamentals of the game of baseball and softball, but also the fun that can be had while playing. Angels players, coaches, and Alumni assist for a great afternoon of baseball. All proceeds from the camp benefit the Angels RBI League.



Mike Scioscia / Howard's Youth Baseball Clinic

Every year, Angels Manager Mike Scioscia joins the Amateur Baseball Development Group and over 300 kids for the Mike Scioscia / Howard's Youth Baseball Clinic at Angel Stadium. Angels players, coaches and broadcasters annually attend to share their love of baseball with the group. The free clinic provides the kids with an opportunity to hone their baseball skills and test out their Angels' trivia knowledge.

Rally Readers

2010 kicked off the first season of the Angels Rally Readers program, presented by ScholarShare. All readers complete a baseball themed reading log and send it in to the Angels to be entered for the chance to win tickets, prizes and the opportunity to announce "Play Ball!" prior to an Angels' game. Rally Readers also have the opportunity to sign up to take part in the "Reading on the Green" days where children and their families can join the Angels Strike Force in reading their favorite books on the field.



Adopt-A-School

In 2011, the Angels will select their fourth class of adopted high schools and elementary schools for the Adopt-A-School program. The five high schools will each receive a \$2,500 grant to go toward their baseball and softball programs as well as an allotment of tickets for the 2011 season.

As a part of the Adopt-A-School program in the elementary schools, every student receives an Angels school supplies pack and each school will be given an allotment of tickets for the 2011 season to be used in their incentive programs. The Angels Baseball Foundation will also present each elementary school with a \$1,000 grant to go toward their reading programs.

The Angels will honor each of these schools at a 2011 regular season home game.





Hospital Visits

Throughout the season, Angels players and their wives visit local hospitals to lift the spirits of the patients and their families. Players and coaches make special appearances to distribute Angels items, sign autographs, and visit with the children and their families. The Angels often visit Miller Children's Hospital at Long Beach Memorial and Children's Hospital of Orange County (CHOC).

Strike Force Visits

The Angels Strike Force helps represent the organization by making appearances throughout the community. They annually make a special appearance at Orange View Junior High School in Anaheim to support Red Ribbon Week and Club Live, a club that encourages kids to stay off drugs. They also participate in the Angels Baseball Foundation Golf Classic, Read Across America, library visits, and hospital and Adopt-A-School visits.



Speakers Bureau

The Angels are proud to provide speakers for local charitable, educational and civic groups. Former Angels share their insight about the Angels organization as well as their experiences and memories as a ballplayer. Former Angels including Dave Frost, Bobby Grich, Jay Johnstone, Jim Anderson, Kevin Flora and Clyde Wright participate.

ANGELS AND THE BOYS & GIRLS CLUBS:

Angels RBI League

The Angels Baseball Foundation, the Boys & Girls Clubs of Orange County and Major League Baseball partner together to create the Angels' Reviving Baseball in Inner Cities (RBI) League. This youth program, offered to Orange County Boys & Girls Club members, provides an opportunity for 12 to 18-year-olds to play baseball and softball and learn important life skills. The RBI League provides kids who would otherwise not have the chance the opportunity to play baseball and softball in an organized league. The Angels RBI League emphasizes the joy of playing baseball and softball and personal development above all else. On the field, RBI concentrates on fundamentals and teamwork, while stressing citizenship and academics. Off the field, Boys & Girls Club staff teaches RBI players the pillars of QuickSmart (Skills Mastery and Resistance Training). This nationally



acclaimed Boys & Girls Club prevention program is designed specifically for RBI and assists youths in learning how to make smart choices regarding alcohol, tobacco, and other drug use.

All RBI League players receive a full game uniform and a league cap. Participants are also provided with catcher's gear, bats, balls and helmets. The league provides umpires for all games while Boys & Girls Club staff oversees the operation of the games and the playing fields.

Angels RBI Clinics

Each year, the Angels host morning Baseball and Softball Clinics for RBI League athletes in the outfield of Angel Stadium of Anaheim. Members of the league work on their fielding, batting, sliding, and pitching skills in the outfield with Boys & Girls Club staff, local coaches, and Angels' players and coaches. The clinics provide the athletes with many new skills as well as many great memories of playing on a big league field.





GET INVOLVED WITH THE ANGELS AND THE ANGELS BASEBALL FOUNDATION:

Personalized Bricks

Imagine walking up to one of the most beautiful, state-of-the-art ballparks in the country with family, friends, or co-workers. Now imagine looking down and seeing your name or message on a brick paved into the giant diamond at the Home Plate entrance. Fans can purchase a brick, inscribe their name or a message on it and become a permanent fixture of Angel Stadium of Anaheim. All proceeds from the bricks go directly to the Angels Baseball Foundation. Visit the Community section of angelsbaseball.com for more information.

Message Boards

The Angels post birthday, anniversary and welcome messages during games on the Angel Vision Board. With a \$25 donation per message, fans have the opportunity to share their messages with all those in attendance. All donations go to the Angels Baseball Foundation. Visit the Community section of angelsbaseball.com for more information.

Stadium Tours

The "behind-the-scenes" tour of Angel Stadium of Anaheim is both an enjoyable and educational experience. Attendees are invited to view areas that are normally restricted to the public. The complete tour includes a visit to the Press Box, Visitors' Clubhouse, Bullpen, Dugout, and Angel Stadium's Suites. Tours of the stadium are available year round and all donations support the Angels Baseball Foundation. Visit the Community section of angelsbaseball.com for more information.

Angels Donations

The Angels are happy to help numerous charitable organizations in Southern California that are dedicated to making a difference in our community. To help support these organizations, the Angels regularly donate various autographed and game-used items and game tickets to be used for fundraising auctions and raffles. To request a donation for an upcoming event or to donate to the Foundation, please send a letter of request to the Angels' Community Relations department at:

Community Relations
Attn: Donations
Angel Stadium of Anaheim
2000 Gene Autry Way
Anaheim, CA 92806

For more information on the Angels' involvement in the community, please visit the Community section of angelsbaseball.com.



AngelsTM Everywhere

News, Stats, Scores

Get all the info you need to stay on top of the Angels in 2011.

Tickets

Find season ticket packages, single games, promos, giveaways and more.

Shop

Buy your favorite Angels gear and collectibles at the Official online Shop.

Watch Online

Catch Angels games online LIVE or on demand with a subscription to MLB.TV[®] or MLB.TV Premium (blackout restrictions apply).

Mobile

Follow all the action with real-time scores, LIVE audio, in-game highlights and more on your smart phone with MLB.com At BatTM 2011 available for various mobile devices and on your PC.

angels.comTM

ANGELS.shop

MLB.tv

MLB.com


MLB.com/mobile



At Bat

angelsbaseball.com

MANAGER & COACHES



Mike Scioscia is the longest tenured Manager in the American League and enters 2011 just 20 wins shy of 1,000.





MIKE SCIOSCIA

MANAGER

BATS: LEFT | THROWS: RIGHT | HT.: 6-2 | WT. 230

14

OPENING DAY AGE: 52 BORN: Nov. 27, 1958
BIRTHPLACE: Upper Darby, PA RESIDES: Westlake Village, CA
MARRIED: Anne McIlqueham, Jan. 26, 1985
CHILDREN: Matthew (son), Taylor (daughter)
APPOINTED: Nov. 18, 1999
SIGNED THRU: 2018

MANAGERIAL OVERVIEW:

■ **2011** marks Scioscia's 12th season as Angels' manager and 12th in the Major Leagues...Scioscia is the longest tenured manager in the A.L. and second longest in the Majors (LaRussa)...Owns a 980-802 (.550) career mark as 16th field manager in Angels' history...With 20 more wins, will become just the 23rd manager in Major League history to notch 1,000 or more wins with one team...2-time BBWAA A.L. Manager of the Year (2002 & 2009)...One of 30 managers in MLB history to guide same franchise at least 10 straight seasons... Under Scioscia, Angels have claimed five division titles in last seven seasons (five crowns in seven-year span surpass the total of three for franchise over the previous 42 seasons)...Only Angels' manager to make six playoff appearances (previous best was two) and only Angels manager to win six division titles (Gene Mauch won two, 1982 & 1986)...Is first manager in MLB history to guide his team to playoffs six times in first 10 seasons...Scioscia averages 89.1 wins per season, the most per season in club history...Led Angels to six consecutive winning seasons (2004-09) for first time in club history...Scioscia and Tony LaRussa are the only active managers with at least 900 wins with current team...In **2010**, led Angels to a 80-82 record and third place finish in AL West (-10)...Coached American League All-Star team alongside manager Joe Girardi.

BEST OF THE BEST

Mike Scioscia is the longest tenured manager in the American League and the second longest in the Majors (Tony LaRussa). With 980 career victories, Scioscia will soon become just the 23rd manager in Major League history to notch 1,000 or more wins with one team.

MANAGERIAL YEARLY SUMMARY:

■ In **2009**, won third consecutive A.L. West crown and 10th time in club history Angels won 90 games, sixth in last eight seasons...His .556 winning percentage is best in club history, topping Mauch (.533, 379-332), based on 162 or more games managed...Captured 900th career win in final game of season (10/4 at Oak., 5-3 win)...In **2008**, led Angels to a 100-62 (.617) record for their first-ever 100-win season (previous high was 99 in 2002) and another AL West crown...Following 2008 season, had contract extended through 2018...Reached 800-win plateau, Sept. 22, with 2-1 win at Seattle...In **2007**, led Angels to 94-68 (.580) record and third AL West Crown in four seasons... Became winningest manager in Angels' history, May 4, 2007, with a 5-1 victory over White Sox, giving him 626 wins and eclipsing Bill Rigney's previous record mark of 625 (in nine seasons)...Reached 700-win plateau, Sept. 20 (in his 1,287th game) and was fastest MLB manager to reach 700 career wins since Mike Hargrove did so in 1,273 games (Aug. 22, 1999)...In **2006**, he led Angels to 89-73 record and second place finish in AL West and third consecutive winning season (first time ever in club history)...Earned 600th career win, Sept. 15th at Texas (a 2-1 win in 11 innings)...On Nov. 4, 2006, had contract extended through 2009 with club option for 2010...In **2005**, he guided Angels to 95-67 mark and second straight West Division title (first time in club history)...Earned 500th career win, Sept. 1 vs. Oakland (3-0)...In **2004**, directed Angels to club's first West Division title in 18 seasons (1986) with a 92-70 record...Earned 400th career victory, Aug. 19 at Tampa Bay (10-7)...In **2003**, led Angels to a 77-85 record and third place finish in the AL West (-19)... Posted 300th win, July 5, 2003 at Oakland...On July 12, received two-year contract extension through 2007 with club option for 2008...Was AL manager for 74th All-Star Game in Chicago (IL), July 15th (AL won, 7-6)...In **2002**, led Angels to World Championship and a then best record in club history (99-63)...Honored as 2002 'Major League Manager of Year' by *Baseball America* and 2002 A.L. Manager of the Year by *The Sporting News*, *USA Today Sports Weekly* and BBWAA...Named recipient of the 2002 C.I. Taylor Award for AL Manager of the Year by Negro Leagues Baseball Museum...Became 17th person in history to win World Series Championship as both player and manager...Led Angels to A.L. Wild Card playoff berth in 2002 (-4 behind Oakland)...Increase in wins (24; 75-87 in 2001, 3rd in AL West) and games in standings (37; -41 in 2001) from one year to next is best in club history...Posted 250th career win, Sept. 14 vs. Texas...In **2001**, compiled 75-87 record, guiding Angels to third place finish in A.L. West (-41)...Club extended his contract through 2005 season (with club option for 2006), Aug. 20, 2001.

■ In **2000**, posted 82-80 record in debut season, guiding Angels to third place finish in A.L. West (-9 1/2)...Led club to 12-win improvement from 1999 season (best since 14 in 1997) and 15 1/2 game increase in standings from previous season...Finished fourth in Manager of Year voting...In **1999**, served as manager of Albuquerque Dukes (Los Angeles'

triple-A affiliate) of Pacific Coast League in 1999...Guided Dukes to 65-74 record and third place finish in league's Central Division, before resigning Sept. 20...Served as Dodgers' bench coach in **1997-98** and as organization's minor league catching coordinator in **1995-96**...In 1997, coached third base from May 16-June 3 when Joe Amalfitano missed 18 games due to personal reasons...Coached first base from July 14 through remainder of season after Reggie Smith underwent neck surgery...Managed Peoria Javelinas to Arizona Fall League Championship in 1997...Team set AFL record in batting average (.317) and led league in ERA (4.15).

PLAYING CAREER:

- Selected by Los Angeles in first round (19th overall) of June 1976 free agent draft...Played 15 major league seasons as catcher with L.A. (1980-92), San Diego (1993) and Texas (1994)...Owns .259 (1131/4373) career average with 68 home runs and 446 RBI in 1,441 games...Played all 1,441 games with Dodgers after missing final two seasons of career due to right shoulder injury...Retired as player with Texas, Aug. 2, 1994, following comeback attempt from surgery, May 18, 1993, to repair torn rotator cuff of right shoulder (occurred during spring training with San Diego, March 1993)...Is Dodgers' all-time leader in games caught with 1,395...Set record, June 8, 1991 at Chicago, appearing in 1,219th game, passing John Roseboro...Caught 100-or-more games 10 times in career, including nine straight seasons (1984-92)...Also ranks among Dodgers' all-time leaders in walks (567), doubles (198), games, hits and total bases...Posted .988 fielding percentage (114 E / 9,186 TC) and ranks 13th in putouts (8,335) and 14th in total chances on all-time catchers' list...Led N.L. catchers in total chances three times (1987, 1989 & 1990) and assists twice (1989 & 1992)...Named to N.L. All-Star team in 1989 and 1990...Started 1990 Mid-Summer Classic at Wrigley Field (replacing injured Padre Benito Santiago)...Became first Dodger catcher to start an All-Star Game since Roy Campanella in 1954...Named to first All-Star team in 1989 at Anaheim as reserve...Caught two no-hitters in career, thrown by Fernando Valenzuela (June 29, 1990 vs. SL) and Kevin Gross (Aug. 17, 1992 vs. SF)... Appeared in one Division Series (1981) and four League Championship Series (1981, 1983, 1985 & 1988), and was member of Los Angeles Dodgers' 1981 and 1988 World Championship teams...Hit home run in Game 1 of 1981 LCS against Montreal and two-run game-tying home run off Dwight Gooden in ninth inning of Game 4 of 1988 LCS against New York.

PERSONAL/MISC:

- Prior to the 2010 season, Commissioner Bud Selig formed a special committee of baseball veterans - field managers, general managers, club owners and presidents - that combined have more than four hundred and fifty years of baseball experience - to review and examine all on-field related issues...Field Managers to this committee include - Tony La Russa; Jim Leyland, Mike Scioscia and Joe Torre.
- Active in numerous Community Relations activities, including Angels Care 65 Roses Golf Tournament (co-chairman since 2000), American Heart Association's Heart & Sole Walk (chairman, 2000-01), American Red Cross Blood Drive and Water Safety Campaigns, and California Office of Traffic Safety's Safe Driver Campaign...Supports Operation Gratitude, an outreach program for U.S. Military Troops serving overseas...Established the Mike Scioscia Pro Players Golf Classic in 2004 which is held annually each year to benefit Amateur Baseball Development Group...Also hosts annual Angels Gene Autry RBI League Coaches Clinic...In 2005, began Mike Scioscia's Youth Baseball Clinic in Thousand Oaks, CA which he holds annually to support local little leagues...Has supported Make-A-Wish Foundation by assisting with numerous wish opportunities for children and also served as keynote speaker at the Annual Make-A-Wish Foundation Grant Makers Fundraiser Luncheon...Named Angels representative for MLB Home Run Challenge to benefit Prostate Cancer Foundation...Honored as 2001 Sportsman of the Year by Orange County Youth Sports Foundation...Presented Humanities Award by Shriner's Crippled Children's Hospital in Los Angeles in 1992 for his civic contributions.
- Inducted into Arizona Fall League Hall of Fame, Oct. 9, 2003, for leading the 1997 Peoria squad to the AFL championship.
- Played baseball, basketball and football at Springfield (PA) High School...Named Delaware County baseball player of year in 1975 and 1976 and two-time all-area selection in baseball and football...Invited by International Baseball Federation to conduct clinic in Italy during 1998 off-season...Full name is Michael Lorri Scioscia.

WE LIKE MIKE...

- Two-time BBWAA A.L. Manager of the Year (2002, 2009)
- Angels' all-time winningest manager with a 980-802 (.550) career record
- First Angels manager to win 900 games (Oct. 4, 2009)
- First Angels manager to win 800 games (Sept. 22, 2008)
- First Angels manager to win 700 games (Sept. 20, 2007)
- Only Angels manager to take Angels to six playoff appearances (2002 - 04 - 05 - 07 - 08 - 09)
- Only Angels manager to win five division titles (2004 - 05 - 07 - 08 - 09)
- Owns highest average of wins per season in club history (89.1)
- .550 winning percentage is highest in club history (1980-2002)
- Led Angels to first World Championship in 2002
- Led Angels to best record in club history (100-62 in 2008)



© Rich Pilling/Major League Baseball Photos

SCIOSCIA

SCIOSCIA'S MANAGERIAL RECORD

Year	Club	League	Won	Lost	Pct.	Position
1999	Albuquerque	Pacific Coast	65	74	.468	Third (Central Division)
2000	Anaheim	American	82	80	.506	Third (West Division)
2001	Anaheim	American	75	87	.463	Third (West Division)
2002	Anaheim	American	99	63	.611	Second (West Div.)—Wild Card
2003	Anaheim	American	77	85	.475	Third (West Division)
2004	Anaheim	American	92	70	.568	First (West Division)
2005	LAA	American	95	67	.586	First (West Division)
2006	LAA	American	89	73	.549	Second (West Division)
2007	LAA	American	94	68	.580	First (West Division)
2008	LAA	American	100	62	.617	First (West Division)*
2009	LAA	American	97	65	.599	First (West Division)
2010	LAA	American	80	82	.494	Third (West Division)

Major Totals (11 seasons)

980

802

.550

* Best record in baseball in 2008

SCIOSCIA'S MANAGERIAL RECORD IN PLAYOFFS

Year	Club	Series	Won	Lost	Pct.
2002	— ANA vs. NYY	ALDS	3	1	.775
	ANA vs. MIN	ALCS	4	1	.800
	SF vs. ANA	WS	4	3	.571
2004	— BOS vs. ANA	ALDS	0	3	.000
2005	— LAA vs. NYY	ALDS	3	2	.600
	LAA vs. CWS	ALCS	1	4	.200
2007	— LAA vs. BOS	ALDS	0	3	.000
2008	— LAA vs. BOS	ALDS	1	3	.250
2009	— LAA vs. BOS	ALDS	3	0	1.000
	LAA vs. NYY	ALCS	2	4	.333
Playoff Totals			21	24	.467

SCIOSCIA'S LIFETIME PLAYING RECORD

Year	Club	AVG	G	AB	R	H	2B	3B	HR	RBI	BB	SO	SB
1976—	Bellingham	.278	46	151	25	42	6	0	7	26	36	22	2
1977—	Clinton	.253	121	364	58	92	20	1	7	44	79	25	9
1978—	San Antonio	.299	58	204	29	61	16	0	2	34	31	20	3
1979—	Albuquerque	.336	143	461	80	155	34	0	3	68	73	33	5
1980—	Albuquerque	.331	52	160	33	53	11	1	3	33	36	13	3
	Los Angeles	.254	54	134	8	34	5	1	1	8	12	9	1
1981—	Los Angeles	.276	93	290	27	80	10	0	2	29	36	18	0
1982—	Los Angeles	.219	129	365	31	80	11	1	5	38	44	31	2
1983—	Los Angeles	.314	12	35	3	11	3	0	1	7	5	2	0
1984—	Los Angeles	.273	114	341	29	93	18	0	5	38	52	26	2
1985—	Los Angeles	.296	141	429	47	127	26	3	7	53	77	21	3
1986—	Los Angeles	.251	122	374	36	94	18	1	5	26	62	23	3
1987—	Los Angeles	.265	142	461	44	122	26	1	6	38	55	23	7
1988—	Los Angeles	.257	130	408	29	105	18	0	3	35	38	31	0
1989—	Los Angeles	.250	133	408	40	102	16	0	10	44	52	29	0
1990—	Los Angeles	.264	135	435	46	115	25	0	12	66	55	31	4
1991—	Los Angeles	.264	119	345	39	91	16	2	8	40	47	32	4
1992—	Los Angeles	.221	117	348	19	77	6	3	3	24	32	31	3
1993—	San Diego	Injured - Did Not Play											
1994—	Texas	Injured - Did Not Play											
Major Totals		.259	1141	4373	398	1131	198	12	68	446	567	307	29

DIVISION SERIES PLAYING RECORD

Year	Club, Opp.	AVG	G	AB	R	H	2B	3B	HR	RBI	BB	SO	SB
1981—	L.A., Hou.	.154	4	13	0	2	0	0	0	1	1	2	0

LEAGUE CHAMPIONSHIP SERIES PLAYING RECORD

Year	Club, Opp.	AVG	G	AB	R	H	2B	3B	HR	RBI	BB	SO	SB
1981—	L.A., Mon.	.133	5	15	1	2	0	0	1	1	2	1	0
1983—	L.A., Phi.	Injured - Did Not Play											
1985—	L.A., St.L.	.250	6	16	2	4	0	0	0	1	4	0	0
1988—	L.A., N.Y.	.364	7	22	3	8	1	0	1	2	1	2	0
Totals		.264	18	53	6	14	1	0	2	4	7	3	0

WORLD SERIES PLAYING RECORD

Year	Club, Opp.	AVG	G	AB	R	H	2B	3B	HR	RBI	BB	SO	SB
1981—	L.A., N.Y.	.250	3	4	1	1	0	0	0	0	1	0	0
1988—	L.A., Oak.	.214	4	14	0	3	0	0	0	1	0	2	0
Totals		.222	7	18	1	4	0	0	0	1	1	2	0

ALL-STAR GAME PLAYING RECORD

Year	Club, Site	AVG	G	AB	R	H	2B	3B	HR	RBI	BB	SO	SB
1989—	L.A., Cal.	.000	1	0	0	0	0	0	0	0	0	0	0
1990—	L.A., Chi. (NL)	.000	1	2	0	0	0	0	0	0	0	1	0
Totals		.000	2	3	0	0	0	0	0	0	0	1	0

ANGELS' MANAGERIAL RECORDS

Years	Manager	W	L	PCT	Years	Manager	W	L	PCT
1961-69	Rigney, Bill	625	707	.469	1989-91	Rader, Doug	232	216	.518
1969-71	Phillips, Lefty	222	225	.497	1991-94	Rodgers, Buck	140	171	.450
1972	Rice, Del	75	80	.484	1992	Wathan, John#	36	49	.419
1973-74	Winkles, Bob	109	127	.462	1992	Lachemann, Marcel#	3	1	.750
1974	Herzog, Whitey#	2	2	.500	1994	Knoop, Bobby#	1	1	.500
1974-76	Williams, Dick	147	194	.431	1994-96	Lachemann, Marcel	160	170	.485
1976-77	Sherry, Norm	76	71	.517	1996	McNamara, John#	10	18	.357
1977-78	Garcia, Dave	60	66	.476	1996	Maddon, Joe#	8	14	.364
1978-81	Fregosi, Jim	237	249	.488	1997-99	Terry Collins	214	235	.477
1981-82	Mauch, Gene	122	103	.542	1998	Maddon, Joe#	6	2	.750
1983-84	McNamara, John	151	173	.466	1999	Maddon, Joe#	19	10	.655
1985-87	Mauch, Gene	257	229	.529	2000-	Mike Scioscia	980	802	.550
1988	Rojas, Cookie	75	79	.487					
1988	Stubing, Moose#	0	8	.000					
					# - Interim Manager				

- Interim Manager



MIKE BUTCHER PITCHING COACH

BATS: RIGHT | **THROWS:** RIGHT | **HT.:** 6-1 | **WT.** 215 **28**

OPENING DAY AGE: 45 **BORN:** May 10, 1965
BIRTHPLACE: Davenport, IA **RESIDES:** Chandler, AZ
MARRIED: Tami Jefferies, Dec. 28, 1997
CHILDREN: Madison, Tatum, Brooks
APPOINTED: Nov. 18, 2006

COACHING HIGHLIGHTS


■ Begins fifth season as Angels' pitching coach after his appointment to Mike Scioscia's staff, Nov. 18, 2006 (replacing Bud Black)...**2011** marks his 26th season in professional baseball...**2010** Angels placed second in AL in complete games (10) and innings pitched (1,013.1) while their 4.04 ERA was sixth-best in the league...For the seventh consecutive season, Halos starters finished in the top 5 in the AL in ERA...His starting pitchers led AL in wins (70) and shutouts (6) in 2009 while using 14 different starting pitchers and 12 rookies...**2008** Angels led AL in saves (66, club record) and ranked third in ERA (3.99) and complete games (7) and second in innings pitched (1,451.1)...**2007** Angels led AL in strikeouts (1,156), marking fourth straight season leading circuit in strikeouts...Spent 2006 season as Tampa Bay pitching coach for manager Joe Maddon (former Angel bench coach)...Spent previous six seasons (2000-05) in the Angels minor league system, serving as roving pitching instructor (2003-05) and minor league pitching coach (2000-02)...Was pitching coach at triple-A Salt Lake in 2002 (team won Division title), double-A Arkansas in 2001 (Travelers won Texas League title) and rookie-level Butte in 2000...Also served as pitching coach for Scottsdale Scorpions in 2003 Arizona Fall League.

THE BOOK ON BUTCH

Since taking over as pitching coach in 2007, Butcher's starters rank second in the AL in ERA (4.21), wins (277) and shutouts (41)...In that same span, Halos relievers have collected a Major League leading 199 saves.

PLAYING CAREER & MISC.

- Played 14 seasons of professional baseball as relief pitcher, including four seasons at Major League level with the Angels from 1992-95...Went 11-4 with nine saves and a 4.47 ERA in 115 career Major League appearances...Best season came in 1995 when he went 6-1 to lead the Angels in relief wins...Earned his first two major league wins at Yankee Stadium two days apart, Aug. 21 and 23, 1992...Never made an error in Major Leagues...Made M.L. debut, July 6, 1992 vs. Toronto and struck out only batter faced (Derek Bell)...Originally selected by Kansas City Royals in second round of 1986 draft.
- Majored in Hotel and Restaurant Management at North Eastern Oklahoma Junior College...Family owns Aunt Chilada's Restaurant and Rustler's Roost Restaurant in Phoenix, AZ...Prepped at United Township (IL) High School where he wrestled, played football and baseball before graduating in 1983...Assists Angels Community Relations with youth clinics, hospital and community appearances...In 2008, spoke to Katella High School in Anaheim, CA, as part of Angels Baseball Foundation Adopt-A-School program...Full name is Michael Dana Butcher.



BUTCHER'S LIFETIME PITCHING RECORD

Years	W-L	ERA	G	GS	CG	SHO	SV	IP	H	R	ER	BB	SO
4	11-4	4.47	115	0	0	0	9	137	130	75	68	82	96

COACHING STAFF



DINO EBEL

3B COACH

BATS: RIGHT | **THROWS:** RIGHT | **HT.:** 5-9 | **WT.** 170



OPENING DAY AGE: 45 | **BORN:** March 20, 1966
BIRTHPLACE: Barstow, CA | **RESIDES:** Rancho Cucamonga, CA
MARRIED: Shannon Wilhoit, Sept. 14, 1991
CHILDREN: Destiny, Brady, Trey
APPOINTED: Nov. 16, 2005
SIGNED THRU: 2018

COACHING HIGHLIGHTS

■ **2011** marks seventh season in Angels' organization and sixth as third base coach, appointed to Mike Scioscia's staff, Nov. 16, 2005 (replacing bench coach Joe Maddon)...Served as pitcher for Vladimir Guerrero when he won the Home Run Derby at the 2007 All-Star Game in San Francisco...Spent 2005 as manager at triple-A Salt Lake, leading Stingers to a 79-65 record (just one game out of first place)...Was named to the coaching staff of the World Team for the 2005 Futures Game...Joined Angels in 2005 after spending previous 17 seasons with Dodgers as minor league player, coach and manager...Owns career managerial record of 531-496 (.517) in eight-plus seasons...Served as manager of double-A Jacksonville Suns for three seasons (2002-2004), compiling a 209-206 record...Led Jacksonville to 2002 Southern League East Division Championship (in second half) and berth in League Championship Series...In 2001, led single-A Wilmington to a 75-63 mark...Spent 2000 season with single-A San Bernardino, guiding club to 77-63 record and California League title...Began managerial career in 1997, taking over San Bernardino for final 39 games of season (18-21) after beginning that season as a coach there (club reached California League finals)...In first full-season as manager, led rookie Great Falls to 40-35 record and 1998 Pioneer League North Division first-half championship...Took over at single-A Yakima in 1999 (33-43)...Began coaching career as player/coach with single-A Bakersfield (1991-94)...Also served as player coach with San Bernardino in 1995 before becoming full-time coach with double-A San Antonio Missions in 1996...Has extensive coaching experience in winter baseball, managing Estrellas in Dominican Winter League in 2003 and Cervesa Atlas Tiburones in 2001 Panamanian Winter League...Served as coach for Peoria in Arizona Fall League in 1995...Worked as infield instructor for Chinese National Team (2000) and Osaka Buffaloes (2002) and as field coordinator for Sinon Bulls in Taiwan (2002).



EBEL

PLAYING CAREER & MISC.

■ Signed with Dodgers as free agent in 1988 and played six professional seasons...Named Gulf Coast League Player of Year in rookie 1988 season at Sarasota, where he ranked second in league with .337 batting average and led league in total bases, slugging percentage and on-base percentage...Was member of single-A Vero Beach Florida State League Champions in 1990...Attended Florida Southern College, where he was member of 1988 NCAA Division II championship team, earning second team All-American honors...Awarded Mara Forcey Award in 2005, given to Angels' Minor League Employee of the Year...Assists Angels Community Relations with youth clinics, hospital and community appearances...Participated in Mike Scioscia's annual Youth Baseball Clinic in Thousand Oaks, CA in 2007...Married (Shannon) with three children: Destiny, Brady (born during the 2007 season) and Trey (born during 2008 season)...Full name is Dino Alex Ebel (pronounced E-bull).

EBEL'S MANAGERIAL RECORD

Year	Club	League	Won	Lost	Pct.	Finish
1997	San Bernardino	California	18	21	.462	4th#
1998	Great Falls	Pioneer	40	35	.533	1st/3rd*
1999	Yakima	Northwest	33	43	.434	4th
2000	San Bernardino	California	77	63	.550	2nd/2nd#
2001	Wilmington	So. Atlantic	75	63	.543	4th/3rd
2002	Jacksonville	Southern	77	62	.554	2nd/1st*
2003	Jacksonville	Southern	66	73	.475	5th/3rd
2004	Jacksonville	Southern	66	71	.482	4th/4th
2005	Salt Lake	Pacific Coast	79	65	.549	2nd
TOTALS (9 seasons)			531	496	.517	
*Reached playoffs			#Won League Title			





TOM GREGORIO BULLPEN CATCHER

BATS: RIGHT | **THROWS:** RIGHT | **HT.:** 5-10 | **WT.** 200 **60**

OPENING DAY AGE: 33
BIRTHPLACE: Brooklyn, NY
MARRIED: Nicole
APPOINTED: Nov. 10, 2010

BORN: May 5, 1977
RESIDES: Phoenix, AZ

COACHING HIGHLIGHTS

- **2011** marks first season as Halos bullpen catcher following four seasons as Angels' roving catching coordinator... Filled in as bullpen catcher in 2010 for Steve Soliz, who took control of bullpen coach Orlando Mercado's duties while he recovered from a broken arm.

PLAYING CAREER & MISC.

- Spent seven seasons (1999-2005) as catcher in Angels' farm system before being traded to Oakland, June 30, 2005 (for cash considerations)...Played final minor league season (2006) in Texas organization...Compiled .244 (356/1461) batting average with 167 runs scored, 79 doubles, four triples, 27 home runs and 192 RBI in 423 career minor league games...Played 12 games for Angels in 2003 as a September call-up and made major league debut Sept. 5 vs. Kansas City (no plate appearance)...Made first Major League start in second game of doubleheader, Sept. 6 vs. Kansas City, collecting first hit (single) in first at-bat...His two-run single Sept. 24th vs. Seattle proved to be game-winner and marked first two RBI of Major League career...Drafted by Angels in 27th round of 1999 free agent draft and signed, June 5, 1999...Played for Italy in the 2006 World Baseball Classic...Born in Brooklyn, NY, he graduated from Tottenville High School (Staten Island, NY) in 1995... Attended Troy State (AL) University (1996-99).

GREGORIO'S LIFETIME PLAYING RECORD

Years	AVG	G	AB	R	H	2B	3B	HR	RBI	BB	SO	SB
1	.158	12	19	1	3	0	0	0	2	1	8	0

MINOR LEAGUE PLAYING RECORD

Years	AVG	G	AB	R	H	2B	3B	HR	RBI	BB	SO	SB
8	.242	463	1579	175	382	81	4	29	207	108	347	7



ALFREDO GRIFFIN

1B COACH

BATS: SWITCH | **THROWS:** RIGHT | **HT.:** 5-11 | **WT.** 180 **4**

OPENING DAY AGE: 54 | **BORN:** March 6, 1957
BIRTHPLACE: Santo Domingo, DR | **RESIDES:** San Pedro de Macoris, DR
MARRIED: Noris Gernet, Feb. 26, 1981
CHILDREN: Rosemary, Aneris
APPOINTED: Nov. 23, 1999

COACHING HIGHLIGHTS

- **2011** marks his 12th season in Angels' organization, serving as first base coach...Began Major League coaching career with Toronto as Blue Jays' first base coach in 1996-97...In 1995, was roving minor league instructor for Toronto.

PLAYING CAREER & MISC.

- Played 20 years professionally, including 18 in Major Leagues (1976-93), after signing with Cleveland as 16-year-old free agent, Aug. 22, 1973...Appeared for Cleveland (1976-78), Toronto (1979-84, 92-93), Oakland (1985-87) and Los Angeles (1988-91)...Appeared in two League Championship Series (1988, 92) and three World Series (1988, 92-93)...Played for three World Series Championship teams (Los Angeles in 1988 and Toronto in 1992-93)...Received A.L. Gold Glove at shortstop in 1985...Selected as A.L. replacement player for 1984 All-Star Game in San Francisco, appearing defensively (one assist)...Had major league-leading consecutive game streak snapped at 392 vs. Cleveland (second game), May 27, 1984...In 1980, tied Willie Wilson for league lead in triples (15) and set A.L. record for most triples by switch-hitter...



Photo courtesy of Toronto Blue Jays

Named Rookie of Year (along with Minnesota's John Castino) by BBWAA in 1979...Established new Toronto highs in hits (179), runs (81), triples (10) and stolen bases (21)...Average (.287) led all regular A.L. shortstops...Made Major League debut with Indians, Sept. 7, 1976, collecting first hit on first pitch...Attended San Esteban School in Santo Domingo, DR...Assists Angels Community Relations with youth clinics and community appearances...Full name is Alfredo Claudino Griffin.

GRIFFIN'S LIFETIME PLAYING RECORD

Years	AVG	G	AB	R	H	2B	3B	HR	RBI	BB	SO	SB
18	.249	1962	6780	759	1688	245	78	24	527	338	664	192

LEAGUE CHAMPIONSHIP SERIES RECORD

Years	AVG	G	AB	R	H	2B	3B	HR	RBI	BB	SO	SB
2	.148	9	27	1	4	1	0	0	3	0	5	0

WORLD SERIES RECORD

Years	AVG	G	AB	R	H	2B	3B	HR	RBI	BB	SO	SB
3	.188	10	16	2	3	0	0	0	0	2	4	0

ALL-STAR GAME RECORD

Years	AVG	G	AB	R	H	2B	3B	HR	RBI	BB	SO	SB
1	—	1	0	0	0	0	0	0	0	0	0	0



MICKEY HATCHER HITTING COACH

BATS: RIGHT | **THROWS:** RIGHT | **HT.:** 6-2 | **WT.** 220

7

OPENING DAY AGE: 56
BIRTHPLACE: Cleveland, OH
MARRIED: Patty Slights, Feb. 11, 2006
CHILDREN: Brynn, Amy
APPOINTED: Nov. 23, 1999

COACHING HIGHLIGHTS

■ Enters 12th season as Angels' hitting coach and 35th season in professional baseball...His 2009 hitters set several franchise records including batting average (.285), Avg. with RISP (.297), hits (1,604), runs (883), and RBI (841)...Under his guidance, 2007 Angels set club-record with .284 batting average, topping previous Angel record of .282...Club also hit a best-ever .305 at home...In 2002, Angels set franchise bests in hits (1,603), doubles (333) and extra-base hits (517)...In debut season as hitting coach (2000), Angels' .280 batting average was fifth-highest in club history (also posted franchise-best 236 home runs)...In 1999, served as hitting instructor under Mike Scioscia for Dodgers' triple-A affiliate Albuquerque...Following dismissal of Dodgers' manager Bill Russell, joined interim manager Glenn Hoffman's staff as first base coach/hitting instructor (June 24, 1998 - rest of season)...Began season as manager of single-A San Bernardino...Spent two previous seasons (1996-97) as manager of Dodgers' rookie-level Great Falls after serving as coach there in 1995...Led Great Falls to Pioneer League finals in 1997...Worked as first base coach for Texas in 1993-94...Began coaching career at Albuquerque, first as player-coach in 1991 before becoming third base coach in 1992.



Photo courtesy of Los Angeles Angels

PLAYING CAREER & MISC.

■ Played 15 years professionally, including 12 in major leagues...Appeared with Dodgers six years (1979-80, 87-90) and Minnesota six years (1981-86)...Compiled .280 career batting average as first baseman, third baseman and outfielder...Also made one appearance as pitcher vs. St. Louis, May 4, 1989...Starred for Dodgers in 1988 World Series title over Oakland, batting .368 (7/19) with two home runs and five RBI...Hit game-winning homer in final game...Struck out just 246 times in 3,377 career at-bats (once every 13.7 at-bats)...Led A.L. by striking out once every 19.2 at-bats in 1985 and every 19.7 at-bats in 1983...Tied Twins' club record with nine straight hits, April 27-28, 1985...Named Most Improved Twin in 1983, batting career-best .317...Made major league debut with Dodgers, Aug. 3, 1979...Earned minor league all-star honors each of first three pro seasons (1977-79)...Won Pacific Coast League batting title in 1979 with .371 average...Played baseball and football at University of Oklahoma during 1976-77 season...Earned second team All-American honors in baseball...Participated in 1977 Fiesta Bowl as wide receiver and punter...Attended Mesa Community College (1974-76), earning junior college All-American honors in baseball and football...Graduated from Mesa (AZ) High School in 1974...Brother, Hal, was catcher in Kansas City's farm system from 1980-85...Assists Angels Community Relations with baseball clinics and conducts batting clinics for charity...Full name is Michael Vaughn Hatcher.

HITTING UNDER HATCH:

In Hatcher's 11 seasons as hitting coach, the Angels have set several offensive club records including:

- Batting Avg. (.285 in 2009)
- Avg. with RISP. (.297 in 2009)
- Hits (1,604 in 2009)
- Home Runs (236 in 2000)
- Runs (883 in 2009)
- RBI. (841 in 2009)
- Extra Base Hits (517 in 2002)

HATCHER'S LIFETIME PLAYING RECORD

Years	AVG	G	AB	R	H	2B	3B	HR	RBI	BB	SO	SB
12	.280	1130	3377	348	946	172	20	38	375	164	246	11

LIFETIME PITCHING RECORD

Years	W-L	ERA	G	GS	CG	SHO	SV	IP	H	R	ER	BB	SO
1	0-0	9.00	1	0	0	0	0	1.0	0	1	1	3	0

LEAGUE CHAMPIONSHIP SERIES RECORD

Years	AVG	G	AB	R	H	2B	3B	HR	RBI	BB	SO	SB
1	.238	6	21	4	5	2	0	0	3	3	0	0

WORLD SERIES RECORD

Years	AVG	G	AB	R	H	2B	3B	HR	RBI	BB	SO	SB
1	.368	5	19	5	7	1	0	2	5	1	3	0

HATCHER'S MANAGERIAL RECORD

Year	Club	League	Won	Lost	Pct.	Position
1996	Great Falls	Pioneer	33	39	.458	Fourth
1997	Great Falls	Pioneer	40	32	.556	First
1998	San Bernardino	California	29	48	.377	—
Minor League Totals			102	119	.462	



ROB PICCIOLO

BENCH COACH

BATS: RIGHT | **THROWS:** RIGHT | **HT.:** 6-2 | **WT.** 185



OPENING DAY AGE: 58 | **BORN:** February 4, 1953
BIRTHPLACE: Santa Monica, CA | **RESIDES:** San Diego, CA
MARRIED: Debby
CHILDREN: Bret, Dustin
APPOINTED: Nov. 10, 2010

COACHING HIGHLIGHTS

■ **2011** marks first year as Angels' bench coach following appointment November 10, 2010...Joined Angels' organization in 2006 and spent five seasons as roving infield coordinator...Spent previous 20 seasons in San Diego Padres' organization, serving as third base coach (2003-05), bench coach (1993-2002), first base coach (mid-1990-92), roving infield instructor (1988-1990) and minor league manager (1986-87) at rookie-level Spokane...Earned 1987 Northwest League Manager of Year honors after leading Indians to league title with 54-22 record...Owns a 93-57 (.620) managerial record in two seasons.

PLAYING CAREER & MISC.

■ Played nine seasons as an infielder with Oakland (1977-82, 85), Milwaukee (1982-83) and California (1984), compiling a .234 lifetime batting average with 17 HR and 109 RBI in 730 Major League games...Member of 1982 A.L. Champion Brewers and 1981 A.L. West Division Champion A's...Drafted by Oakland in first round (4th pick, secondary phase) of 1975 free agent draft...Made Major League debut with Oakland, April 9, 1977...Graduated from Pepperdine University (Malibu, CA) in 1975 with a bachelor's degree in journalism...Led Waves to West Coast Athletic Conference title in 1974...Graduated in 1971 from Westchester (CA) HS, where he was all-league in baseball and basketball...Has been active in San Diego community, serving as honorary chairman of the 65 Roses Sports Club for Cystic Fibrosis Foundation of San Diego...Awarded first-ever Padres Community Hero Award in 1998...Full name is Robert Michael Picciolo...Last name is pronounced "PEACH-uh-low".



PICCIOLO

PICCIOLO'S LIFETIME PLAYING RECORD

Years	AVG	G	AB	R	H	2B	3B	HR	RBI	BB	SO	SB
9	.234	730	1628	192	381	56	10	17	109	25	254	9

DIVISION SERIES RECORD

Years	AVG	G	AB	R	H	2B	3B	HR	RBI	BB	SO	SB
1	.333	1	3	0	1	0	0	0	0	0	0	0

LEAGUE CHAMPIONSHIP SERIES RECORD

Years	AVG	G	AB	R	H	2B	3B	HR	RBI	BB	SO	SB
1	.200	2	5	1	1	0	0	0	0	0	2	0



STEVE SOLIZ

BULLPEN COACH

BATS: RIGHT | **THROWS:** RIGHT | **HT.:** 5-10 | **WT.** 200 **61**

OPENING DAY AGE: 40 | **BORN:** Jan. 27, 1971
BIRTHPLACE: Ventura, CA | **RESIDES:** Long Beach, CA
MARRIED: Heather Butler, Nov. 14, 2009
APPOINTED: Nov. 10, 2010

COACHING HIGHLIGHTS

- **2011** marks first season as bullpen coach following nine seasons as Angels' bullpen catcher...Filled in as bullpen coach for part of 2007 season while Orlando Mercado recovered from surgery on his left Achilles tendon... Served as volunteer coach for the Yuma (AZ) Bullfrogs in the independent Western League in 2002.

PLAYING CAREER & MISC.

- Spent eight professional seasons as catcher with Cleveland (1993-99) and San Diego (2000-01) franchises...Compiled .236 batting average (345/1463) with 168 runs scored, 62 doubles, 3 triples, 13 home runs and 144 RBI in 473 minor league games...Was catcher in the 1998 Triple-A World Series... Originally selected by Indians in 13th round of 1993 free agent draft...Signed by Padres, Nov. 22, 1999, after being granted free agency following 1999 season...Elbow injury sidelined him in 2001 and eventually ended his playing career...Played four seasons at Cal State Los Angeles, earning third team All-American and team MVP honors in 1993...A 1989 graduate of Rio Mesa High in Oxnard (CA)...Active in off-season in youth baseball camps and clinics...Assists Angels Community Relations during the season with various youth baseball clinics, hospital visits and community appearances...Also participated in Mike Scioscia's annual Youth Baseball Clinic in Thousand Oaks, CA in 2007...One of the leaders of Angels Youth Baseball Clinics for the past three seasons, instructing children at various clinics around Southern California...Full name is Steven Soliz Jr...Married in 2009 to Heather Butler.



SOLIZ'S MINOR LEAGUE PLAYING RECORD

Years	AVG	G	AB	R	H	2B	3B	HR	RBI	BB	SO	SB
9	.236	484	1499	171	354	63	3	13	145	133	312	9

2011 ANGELS





BOBBY ABREU

OF

BATS: LEFT | **THROWS:** RIGHT | **HT.:** 6-0 | **WT.** 220 **58**

OPENING DAY AGE: 37

BORN: March 11, 1974

BIRTHPLACE: Aragua, VZ

RESIDES: Maracay, VZ

ACQUIRED: Signed as free agent, November 5, 2009

SIGNED THRU: 2011

M.L. SERVICE: 13 yrs., 165 days

2010 SEASON:

■ 2010 marked his second season with the **Angels**...Batted .255 (146/574) with 88 runs, 41 doubles, one triple, 20 home runs, 78 RBI and 24 stolen bases in 154 games...Led club in walks (87), runs and stolen bases...255 average was his lowest since a .250 mark in 59 games with Houston in 1997...Did not reach 100 RBI for first time since 2002, snapping a streak of seven consecutive seasons at the century mark...Reached 150 games played for the 13th consecutive season to match Willie Mays' MLB record (1954-66)...Logged 20 SB for the 12th consecutive season, the longest streak among active players...Posted 20 HR, 20 SB & 40 2B for the fifth time in his career – no one else in MLB history has completed the trifecta more than three times...Hit HRs #19 and #20 Sept. 19th at TB (15th career multi-HR game)...Registered ninth career 20/20 season...The only other players in MLB history with more than seven such seasons are Bobby and Barry Bonds (10 each) – ELIAS...He and Howie Kendrick became the first Angel teammates with 40 doubles apiece since 1998 (J. Edmonds & G. Anderson)...Reached 40 doubles for the seventh time...Connected for a walk-off solo HR on Sept. 10 in 14th inning vs. Seattle, his 10th career walk-off hit or RBI and fifth career walk-off HR...Logged three walk-off hits in 2010 (2 HR)...Named A.L. Player of the Week (Aug. 9-16) after posting .524 (11/21) clip with two home runs, five RBI, a .615 OBP and a .952 SLG pct...Hit 500th double June 2 at KC to become one of just one four players all-time with: 500 2Bs, 250 HRs & 350 SBs (Barry Bonds, Rickey Henderson and Craig Biggio)...Launched ninth career grand slam April 13 at NYY.

JUST ME

Abreu posted 20 HRs, 20 SBs & 40 2Bs for the 5th time in his career in 2010 – no one else in MLB history has completed the trifecta more than three times

EVERYDAY BOBBY

Abreu reached 150 games played for the 13th straight season in 2010 to tie Willie Mays' MLB record.

Willie Mays (13, 1954-1966)

Bobby Abreu (13, 1998-2010)

Billy Williams (12, 1962-1973)

Pete Rose (12, 1969-1980)

Cal Ripken (12, 1982-1993)

CAREER HIGHLIGHTS:

■ Two-time All-Star (2004 & 2005), Gold Glove recipient (2005) and Silver Slugger honoree (2004)...HR Derby Champion in 2005 at Comerica Park (hit 41 total HRs, including 24 in one round)...Has at least 20 stolen bases in each of his last 12 seasons, the longest active streak in the Majors...Abreu, ARod and Vlad Guerrero are the only actives with at least 15 HRs in each of the last 13 seasons (1998-2010)...Abreu's 13 consecutive seasons (1998-2010) with at least 15 HRs and 15 SBs rank second all-time to Barry Bonds (14 straight seasons)...Abreu is one of just one four players all-time with 500 2Bs, 250 HRs & 350 SBs...The other three all-timers are Bonds, Rickey Henderson and Craig Biggio...Abreu is just the fifth player in history to have five different seasons with 100 RBI and 30 SB (Abreu, Honus Wagner, Hugh Duffy, Ty Cobb and Bonds)...Since 2001, he has reached base safely 2,737 times – third most in the span to Ichiro & Albert Pujols (STATS LLC)...Has 10 career walk-off hits/RBI and five career walk-off home runs.

POST-SEASON EXPERIENCE:

■ Made fifth career appearance in playoffs in **2009** and reached LCS for first time in career...Batted .160 (4/25) with two doubles, four walks and two RBI in six LCS games vs. Yankees...In Division Series, batted .556 (5/9) in three games vs. Red Sox with two doubles, four walks and one RBI...Reached base safely in nine of 13 plate appearances in DS...Registered four walks in Game 1 to tie a DS record...His 9th inn., two-out double in Game 3 of DS brought Angels within a run...Scored game-winning run on Vladimir Guerrero's 2-run single...In **2007** with Yankees, batted .267 (4/15) with one double, one HR and two RBI, starting all four Division Series games in right field vs. Cleveland...Homer in 9th inning of Game 4 loss off Joe Borowski...In **2006** with NYY, hit .333 (5/15) with team-leading 4 RBI in four Division Series games vs. Detroit...In **1997**, appeared in three games with Astros in Division Series vs. Atlanta...Went 1-for-3 with a stolen base for series.

MAJOR LEAGUE SUMMARY:

- Spent first season with **Angels** in **2009** and batted .293 (165/563) with 96 runs, 29 doubles, three triples, 15 home runs, 103 RBI and 30 stolen bases in 152 games...Played at least 150 games for the 12th consecutive season...Reached 100 RBI for the seventh consecutive year...Logged 87 RBI over his last 112 games (spanning to May 25th) to rank second in A.L. in RBI during that stretch (M. Teixeira, 88 RBI)...Finished 8th in A.L. with 103 RBI...Hit .354 (56/158) with RISP to lead Angels and rank 6th in A.L....Led Angels with 23 go-ahead RBI...T3rd in A.L. with 94 walks...Took 67.6% of pitches he saw (2nd most in MLB)...With 30 stolen bases, logged 20+ stolen bases in 11 consecutive season (1999-2009)...Became just the fifth player in history to have five different seasons with 100 RBI and 30 SBs - joins Honus Wagner, Hugh Duffy, Ty Cobb and Barry Bonds...Just second Angel in history with at least 100 RBIs and 30 steals (Bobby Bonds had 115 RBIs and 41 steals in 1977)...Named AL Player of the Month for July...Batted .380 (38/100) with 28 RBI in 26 games...Second Player of the Month honor in his career (May, 2005)...First inning double June 7th at Detroit was 2,000th hit...Became just the fifth Venezuelan player to reach the 2,000 hit mark as he joined Hall of Famer Luis Aparicio (2,677 hits), Omar Vizquel (2,674), Andrés Galarraga (2,333) and Dave Concepción (2,326)...With 252nd career HR Aug. 16 at Baltimore, passed Tony Armas for third place for home runs by Venezuelans (Galarraga 399; M. Ordóñez 278)...Singled in first at-bat Opening Night to extend Opening Day hit streak to 13 consecutive games.
- In **2008** with **Yankees**, hit .296 (180/609) with 100 runs scored, 20 home runs and 100 RBI in 156 games (148 starts in RF, four starts at DH)...Set career-high with 609 at-bats...His 87 hits with two strikes were most in Majors...Did not swing at 630 of his 684 first pitches seen (92.2%)...Hit two-run double in third inning in 4/24 loss at Chicago (AL), giving him 1,000 career RBI...Tied career-high with four runs and two triples in 5/30 win at Minnesota...Hit four HR over a four-game stretch from 7/30-8/2 marking his first such four-game stretch since 5/15-18/05 with Philadelphia...Tied a career-high with five hits in 8/22 win at Baltimore, going 5-for-5 (also 5 hits on 8/8/99 w/ Phi)...Marked his third career game with six-or-more RBI...Hit game-winning grand slam in 10th inning on 9/24 at Toronto.
- In **2007**, hit .283 (171/605) with career-high 123 runs, 40 doubles, five triples, 16 HR, 101 RBI and 25 SB in 158 games with **Yankees** (150 starts in RF and one start at DH)...Led MLB with 90 two-strike hits and ranked second in A.L. with 123 runs scored...Also ranked third in Majors, seeing 4.38 pitches per plate appearance and saw a total of 3,060 pitches, second-most in MLB)...Suffered strained right oblique muscle at start of Spring Training and missed first 19 games...Reached base safely in nine consecutive plate appearances from 6/9-12 (four singles, one double, one triple, one home run and two walks)...Scored 1,000th run of his career in 6/13 win vs. Arizona...According to Elias, became fifth player in expansion era (since 1961) with 400 doubles in fewer than 5,800 AB, joining Edgar Martinez (5,349 AB); Wade Boggs (5,695 AB); Larry Walker (5,756 AB) and Hal McRae (5,763 AB)...Drove in his 100th run of season on 9/30 at Baltimore in Yankees' final regular season game.
- In **2006**, batted .297 (163/548) with 98 runs, 41 doubles, 15 HR, 107 RBI and 30 SB in 156 games with **Philadelphia** and **Yankees** (152 starts in RF, two starts at DH)...Led MLB with 124 BB, reaching the 100-walk plateau for the eighth consecutive season (1999-2006), becoming only third player in MLB history to do so (also Max Bishop, 1926-33; and Frank Thomas, 1991-98)...With Yankees, hit .330 (69/209) with 7 HR and 42 RBI in 58 games (54 starts in RF, one start at DH)...Acquired from Phillies on 7/30 with RHP Cory Lidle in exchange for four minor leaguers...Stole 18 consecutive bases from 6/5-8/19...Drove in a career-high seven runs in 9/12 win vs. TB...Hit three-run HR and three-run double in the first inning and was 2-for-3 with one SF...With six RBI in the first inning, tied A.L. record for most RBI in a single inning (10th time)...Began season with Phillies, batting .277 (94/339) with 25 doubles, 8 HR, 65 RBI and 20 SB in 98 games (95 starts in RF, one start at DH)...Reached base safely in 34 straight games from 6/1-7/9.
- In **2005**, batted .277 with 37 doubles, 1 triple, 24 HR, 102 RBI and 31 SB in 162 games with **Phillies**, becoming only third player in Major League history with seven consecutive 20 HR/20 SB seasons, joining Barry Bonds (nine straight) and Bobby Bonds (seven straight)...Became first player in MLB history to hit at least one home run in nine out of 10 team games (from 5/8-18)...Won first NL Gold Glove after finishing third among NL right fielders in fielding percentage (.986) and sixth in assists (7)...Set a club record by drawing at least 100 walks for seventh straight season...Tied a club record by homering in five straight games (5/8-12)...Also tied a club record by collecting an RBI in 10 consecutive games, 5/8-18 (18 RBI), joining Pinky Whitney (1931)...Led all MLB players with 3,159 pitches seen...His three grand slams were the most by a Phillie in one season since 1959 (Gene Freese) and one shy of club record of four, set by Vince DiMaggio in 1945...Led NL in grand slams (three), tied for first in games (162) and second in walks (117)...Named NL "Player of the Week" for the period of 5/9-15, batting .583 (14/24) with 6 HR and 12 RBI...Scored a run in 11 straight games from 5/8-19 (12 runs overall)...Named NL "Player of the Month" for May (.396, 11 HR, 30 RBI, 30 BB, .535 OBP, .792 SLG)...Won Home Run Derby on All-Star Workout Day at Detroit's Comerica Park, setting new records for total HR (41) and HR in a round (24 in 1st round)...Voted by the fans as the starting RF for the NL All-Star squad, his first starting assignment.
- In **2004**, hit .301 with 118 runs, 47 doubles, one triple, 30 HR, 105 RBI and 40 SB in 159 games with **Philadelphia**...With his HR on final day of season, reached 30 HR and 30 SB for second time in career...Became fourth player in MLB history with six straight 20 HR/20 SB seasons en route to his first All-Star selection...Earned Silver Slugger Award...Reached career-highs in walks (127) and steals (40) and tied a then career-high in runs (118)...Became only second player in club history to have 40 doubles and 40 stolen bases in a season (Ed Delahanty,

ABREU ON THE BASES

Bobby Abreu has at least 20 stolen bases in 12 consecutive seasons (1999-2010), the longest current streak in the Majors.

40-MAN ROSTER

1895)...Homered in three straight games from 5/12-15...Scored a run in 11 straight games from 5/11-22 (18 runs overall)...Ejected on 6/22 at Montreal for arguing a called third strike - first ejection of his career...Named NL "Player of the Week" for 6/28-7/4 (.417, 10-for-24, 5 2B, 2 HR, 10 RBI, 12 BB, .611 OBP, .875 SLG).

- In **2003**, batted .300 with 99 runs, 35 doubles, one triple, 20 HR, 101 RBI and 22 SB in 158 games with **Phillies**...Finished fourth in NL with 109 BB, becoming just second Phillie in franchise history to walk 100 or more times in five straight seasons...Singled off Carl Pavano for 1,000th career hit on 7/4 vs. Florida...Hit third career grand slam on 7/24 at Chicago off Kerry Wood...Also hit a sacrifice fly in the inning, becoming just second Phillie in club history to get five RBI in one inning, joining Von Hayes (6/11/85 vs. Mets).
- In **2002**, hit .308 with 102 runs, 50 doubles, six triples, 20 HR, 85 RBI and 31 SB in 157 games with the **Phillies**...Led NL with 50 doubles, becoming only third Phillie ever to reach the mark (Chuck Klein, 1930, '32 and Ed Delahanty, 1899)...Became second Phillie with three straight 40-double seasons (Delahanty, 1895-97)...Hit 20 or more home runs, walked 100 or more times and scored 100 or more runs for fourth straight season...Stole 30 or more bases for second straight season...Hit 100th career home run on 6/1 vs. Montreal (off Tony Armas)...Had a career-best 17-game hit streak from 9/5-24, hitting .455 (30/66).
- In **2001**, batted .289 with 118 runs, 48 doubles, four triples, 31 HR, 110 RBI and 36 SB in all 162 games with **Philadelphia**, setting career-highs in home runs and RBI...Became first Phillie in franchise history to reach 30 HR and 30 SB, joining Montreal's Vladimir Guerrero as only Major Leaguers to accomplish feat in 2001...Finished tied for first in NL in games (162), tied for third in walks (106), fourth in doubles (48) and stolen bases (36)...His 83 extra-base hits were most by a Phillie since Chuck Klein's 103 in 1932...Was first Phillie to play 162 games since Pete Rose and Gary Matthews in 1982...Was also first Phillie to reach 100 RBI and 30 SB since Sherry Magee in 1910...Named NL "Player of the Week" for period from 5/28-6/3, hitting .522 (12/23) with 13 runs, 3 doubles, 3 HR, 10 RBI and 4 SB...Hit third career inside-the-park HR on 6/24 at Florida...His 30 RBI in June were most in a month by a Phillie since Darren Daulton in May 1993...Scored a run in 12 straight games from 6/23-7/4 (15 runs overall).
- In **2000**, hit .316 with 103 runs, 42 doubles, 10 triples, 25 HR, 79 RBI and 28 SB in 154 games for **Phillies**, becoming first Phillie since Juan Samuel (1984-87) to reach double figures in doubles, triples, HR and SB in consecutive seasons...Was only NL player to accomplish feat in 2000...Also became just second Phillie to reach 20 HR and 20 SB in consecutive seasons (also Mike Schmidt from 1974-75)...Hit 10th-inning, game-winning inside-the-park home run on 8/27 vs. San Francisco...Also homered earlier in same game, becoming first Phillie with both a HR and inside-the-park HR in same game since Scott Rolen on 7/2/99 vs. Chicago (NL).
- In **1999**, established career-highs in average (.335), hits (183) and triples (11) with **Philadelphia**...Average ranked third in NL and was highest by a Phillie since Tony Gonzalez hit .339 in 1967...His .446 on-base percentage ranked third in NL and was highest by a Phillie since Rich Ashburn's .449 mark in 1955...Tied for first in NL in triples, ranked fifth in walks (109) and tied for fifth in runs (118)...Hit first career grand slam on 4/16 vs. Florida and first career inside-the-park HR on 5/14 vs. Mets...Had career-high five hits on 8/8 vs. Arizona...Drove in six runs and tied a career-high with 2 HR on 8/24 vs. SD...Underwent arthroscopic surgery to remove loose bodies from right elbow on 10/4.
- In **1998**, led **Phillies** in batting average (.312) and on-base percentage (.409), recording 29 doubles, six triples, 17 HR, 74 RBI and 19 SB in 151 games...Average never dipped below .300 entire season...His .427 average with RISP was tops in Majors...His 17 outfield assists were third in NL and most by a Phillie since Glenn Wilson's 18 in 1987...Recorded second career two HR game, 5/28 at Chicago (NL)...Played winter ball for Caracas in Venezuela Winter League.
- In **1997**, appeared in 59 games with **Houston**, batting .250 with 10 doubles, two triples, 3 HR, 26 RBI and 7 SB...Was Astros' Opening Day right fielder...Hit .349 (15/43) with RISP and .316 (24/76) with runners on base...Hit his first two Major League home runs in same game, 4/28 vs. Colorado (off Jamey Wright and Steve Reed)...Placed on 15-day D.L. from 5/23-6/30 with fractured hamate bone in right hand...Rated by *Baseball America* as Houston's third-best prospect.
- In **1996**, saw his first Major League action when recalled by **Astros** on 9/1...Appeared in 15 games for Houston with four starts batting .227 with one double and one RBI...Collected first Major League hit, a single off Bobby Jones, as a pinch-hitter on 9/24 vs. Mets...Collected first Major League RBI on 9/28 vs. Florida...Spent full season at triple-A **Tucson**, hitting .285 with 24 stolen bases in 132 games...Named Astros' third-best prospect and Pacific Coast League's fifth-best prospect by *Baseball America*...Led PCL in triples (16)...Led all Astros minor leaguers in runs (86), triples, walks (83) and outfield assists (15)...Named Astros' Minor League Player of Year...Played winter ball for Magallanes and led all batters with .588 average in Caribbean World Series.

MINOR LEAGUE SUMMARY:

- In **1995**, spent his first season at triple-A **Tucson**, batting .304 with 24 doubles, 17 triples, 10 HR, 75 RBI and 16 SB...Was club's youngest player at 21 years old...Named PCL's fourth-best prospect by *Baseball America*...Reached .300 mark for the third time in five pro seasons...Led all professional baseball in triples, matching his career best...Also led PCL in outfield assists (18) and ranked second in walks (67)...His 75 RBI were third-best in the Astros' farm system.

40-MAN ROSTER



- In **1994** with double-**A Jackson**, hit .303 in 118 games...Led Texas League with .530 slugging percentage...Was second-youngest player in league at 20 years old...Finished third in league in triples (9), tied for fourth in extra-base hits (50) and tied for fifth in HR (16)...His home run and RBI (73) totals led club...Hit two home runs in 5-4 win on 7/9 vs. San Antonio...Best month was July, when he hit .366 (30/82), second-best in league.
- In **1993**, was promoted to single-**A Osceola** and set club record with a Florida State League-high 17 triples in 129 games, batting .283 with a team-high 21 doubles, 5 HR and 55 RBI...Also led club with 18 outfield assists.
- In **1992**, hit .292 at single-**A Asheville** and finished among Astros' organizational leaders in runs (81), at-bats (480), hits (140) and walks (63) as an 18-year-old...Earned South Atlantic League "Player of the Week" honors, 6/15-21...Tallied 15 outfield assists.
- In **1991**, hit .301 in first pro season while with **Gulf Coast Astros**...Led league with 13 outfield assists.

PERSONAL/MISC:

- In 2010, initiated the "Abreu's Amigos" program during Angels home games...Abreu donated 30 tickets for 18 games to the Anaheim Police Department's "Cops 4 Kids" program and other local youth organizations.
- Introduced a new line of athletic shoes in 2009 under his 'BTOP' label...The line includes: baseball shoes/cleats, running shoes, kids shoes and sandals.
- Full name is Bob Kelly Abreu...Known as "El Comedulce" in Venezuela which translates roughly to "the candy-eater," which had been his father Nelson Abreu's nickname...Following Nelson's death, Bobby began asking people to call him the same name as a way of honoring his father's memory.
- Third overall pick by Tampa Bay in Expansion Draft, 11/18/97; then traded to Phillies for Kevin Stocker on same day.
- Had three brothers in pro baseball: Dennis played in Cubs' minor league system; Nielsen played in Phillies' minor league system; Nelson played for Camden of Independent Atlantic League.
- Signed by Astros' scout Andres Reiner.

ABREU'S LIFETIME PLAYING RECORD

Year	Club	AVG	G	AB	R	H	2B	3B	HR	RBI	SH	SF	HBP	BB	IBB	SO	SB	CS	GDP	SLG	OBP	F
1991	—GCL Astros	.301	56	183	21	55	7	3	0	20	2	3	1	17	0	27	10	6	3	.372	.358	5
1992	—Asheville	.292	135	480	81	140	21	4	8	48	0	3	3	63	1	79	15	11	5	.402	.375	11
1993	—Osceola	.283	129	474	62	134	21	17★	5	55	1	3	1	51	1	90	10	14	8	.430	.352	8
1994	—Jackson	.303	118	400	61	121	25	9	16	73	0	6	3	42	3	81	12	10	2	.530★	.368	4
1995	—Tucson	.304	114	415	72	126	24	17★	10	75	0	8	1	67	9	120	16	14	6	.516	.395	7
1996	—Tucson	.283	132	484	86	137	14	16★	13	68	2	2	2	83	3	111	24	18	6	.459	.389	7
	Houston	.227	15	22	1	5	1	0	0	1	0	0	0	2	0	3	0	0	1	.273	.292	0
1997	—Houston	.250	59	188	22	47	10	2	3	26	0	0	1	21	0	48	7	2	0	.372	.329	2
	Jackson (1)	.167	3	12	2	2	1	0	0	0	0	0	0	1	0	5	0	0	0	.250	.231	0
	New Orleans (1)	.268	47	194	25	52	9	4	2	22	1	3	0	21	2	49	7	4	4	.387	.335	1
1998	—Philadelphia	.312	151	497	68	155	29	6	17	74	4	4	0	84	14	133	19	10	6	.497	.409	8
1999	—Philadelphia	.335	152	546	118	183	35	11★	20	93	0	4	3	109	8	113	27	9	13	.549	.446	3
2000	—Philadelphia	.316	154	576	103	182	42	10	25	79	0	3	1	100	9	116	28	8	12	.554	.416	4
2001	—Philadelphia	.289	162★	588	118	170	48	4	31	110	0	9	1	106	11	137	36	14	13	.543	.393	8
2002	—Philadelphia	.308	157	572	102	176	50★	6	20	85	0	6	3	104	9	117	31	12	11	.521	.413	5
2003	—Philadelphia	.300	158	577	99	173	35	1	20	101	0	7	2	109	13	126	22	9	13	.468	.409	6
2004	—Philadelphia	.301	159	574	118	173	47	1	30	105	0	7	5	127	10	116	40	5	5	.544	.428	6
2005	—Philadelphia	.286	162★	588	104	168	37	1	24	102	0	8	6	117	15	134	31	9	7	.474	.405	4
2006	—Philadelphia	.277	98	339	61	94	25	2	8	65	0	6	2	91	5	86	20	4	8	.434	.427	1
	NY Yankees	.330	58	209	37	69	16	0	7	42	2	3	1	33	1	52	10	2	5	.507	.419	2
2007	—NY Yankees	.283	158	605	123	171	40	5	16	101	0	7	3	84	0	115	25	8	11	.445	.369	4
2008	—NY Yankees	.296	156	609	100	180	39	4	20	100	0	1	1	73	2	109	22	11	14	.471	.371	2
2009	—LAA	.293	152	563	96	165	29	3	15	103	0	9	1	94	7	113	30	8	15	.435	.390	8
2010	—LAA	.255	154	573	88	146	41	1	20	78	0	5	2	87	3	132	24	10	13	.435	.352	6
ANGELS TOTALS		.274	306	1136	184	311	70	4	35	181	0	14	3	181	10	245	54	18	28	.435	.371	14
MAJOR TOTALS		.296	2105	7626	1358	2257	524	57	276	1265	6	79	32	1341	107	1650	372	121	147	.488	.400	69
A.L. TOTALS		.286	678	2559	444	731	165	13	78	424	2	25	8	371	13	521	111	39	58	.375	.452	24
N.L. TOTALS		.301	1427	5067	914	1526	359	44	198	841	4	54	24	970	94	1129	261	82	89	.507	.412	45
MINORS TOTALS		.291	734	2642	410	767	122	70	54	361	6	28	11	345	19	562	94	77	34	.451	.371	43

★ led or tied for league lead
(1) rehab assignment

Signed as non-drafted free agent at age 16 by Houston Astros, Aug. 21, 1990

Selected by Tampa Bay Devil Rays in expansion draft, Nov. 18, 1997 & traded to Philadelphia Phillies in exchange for SS Kevin Stocker

Traded to Yankees with RHP Cory Lidle from Philadelphia Phillies in exchange for RHP Carlos Monasterios, LHP Matt Smith, INF C.J.

Henry and C Jesus Sanchez, July 30, 2006

Granted free agency, Oct. 30, 2008

Disabling Injuries: 1997 — Fractured hamate bone in right hand; disabled May 23-June 30.





40-MAN ROSTER

CAREER MULTIPLE-HOME RUN GAMES (15)

September 19, 2010 at Tampa Bay
July 30, 2008 vs. Baltimore
June 9, 2004 at White Sox
September 30, 2001 at Florida
August 24, 1999 vs. San Diego

July 2, 2009 vs. Baltimore
June 4, 2005 (Gm 1) vs. Arizona
May 4, 2004 vs. St. Louis
August 27, 2000 vs. San Francisco
May 28, 1998 at Cubs

September 18, 2008 vs. White Sox
July 30, 2004 at Cubs
September 5, 2002 at Montreal
May 24, 2000 at Houston
April 28, 1997 vs. Colorado

CAREER GRAND SLAMS (9)

April 13, 2010 at Yankees
August 26, 2006 at Arizona
July 24, 2003 at Cubs

September 24, 2008 at Toronto
August 4, 2005 at Cubs
July 17, 2000 at Yankees

April 22, 2008 at White Sox
July 4, 2005 at Pittsburgh
April 16, 1999 vs. Florida

CAREER WALK-OFF HITS / RBI (10)

September 10, 2010 vs. Seattle (Solo HR; 14th inn.)
August 11, 2010 vs. KC (Solo HR; 10th inn.)
May 26, 2010 vs. Toronto (RBI-single; 9th inn.)
July 9, 2008 vs. TB (RBI-double; 10th inn.)
April 9, 2006 vs. LAD (3-run HR; 9th inn.)

July 8, 2004 vs. Mets (Solo HR; 9th inn.)
August 27, 2000 vs. San Francisco (Inside-the-park HR; 10th inn.)
April 27, 2000 vs. Arizona (Bases loaded walk; 9th inn.)
April 16, 2000 vs. Montreal (RBI-single; 9th inn.)
May 6, 1998 vs. Colorado (RBI-single; 10 inn.)

DIVISION SERIES TOTALS

Year	Club	Opp	AVG	G	AB	R	H	2B	3B	HR	RBI	SH	SF	HBP	BB	IBB	SO	SB	CS	GDP	SLG	OBP	E
1997	Hou., Atl.		.333	3	3	0	1	0	0	0	0	0	0	0	0	0	0	1	0	0	.333	.333	0
2006	NY, Det.		.333	4	15	2	5	1	0	4	0	0	0	0	2	0	2	0	0	0	.400	.412	0
2007	NY, Cle.		.267	4	15	1	4	1	0	1	2	0	0	0	2	0	3	1	0	0	.533	.353	0
2009	LAA, Bos.		.556	3	9	4	5	2	0	1	0	0	0	0	4	0	0	0	1	0	.778	.692	0
Totals			.357	14	42	7	15	4	0	1	7	0	0	0	8	0	5	2	0	0	.524	.460	0

LEAGUE CHAMPIONSHIP SERIES TOTALS

Year	Club	Opp	AVG	G	AB	R	H	2B	3B	HR	RBI	SH	SF	HBP	BB	IBB	SO	SB	CS	GDP	SLG	OBP	E
2009	LAA, NY		.160	6	25	2	4	2	0	0	2	0	0	0	4	0	8	0	0	0	.240	.276	0

ALL-STAR GAME RECORD

Year	Club	Site	AVG	G	AB	R	H	2B	3B	HR	RBI	SH	SF	HBP	BB	IBB	SO	SB	CS	GDP	SLG	OBP	E
2004	NL, Hou.		.000	1	1	0	0	0	0	0	0	0	0	0	0	0	1	0	0	0	.000	.000	0
2005	NL, Det.		.500	1	2	0	1	0	0	0	0	0	0	0	1	0	0	0	0	0	.500	.667	0
Totals			.333	2	3	0	1	0	0	0	0	0	0	0	1	0	1	0	0	0	.333	.500	0

WORLD BASEBALL CLASSIC TOTALS

Year	Club	AVG	G	AB	R	H	2B	3B	HR	RBI	SH	SF	HBP	BB	IBB	SO	SB	CS	GDP	SLG	OBP	E
2006	Venezuela	.150	6	20	3	3	0	0	0	2	0	0	0	6	0	7	1	0	0	.150	.346	0
2009	Venezuela	.348	7	23	2	8	1	0	1	3	0	0	0	2	0	5	2	0	0	.522	.423	0
Totals		.256	13	43	5	11	1	0	1	5	0	0	0	8	0	12	3	0	0	.349	.373	0

CAREER FIELDING

POS	PCT	G	PO	A	E	TC	DP
OF	.983	2025	3816	132	69	4017	23

ABREU'S BESTS

	Season	Game
AVG	.335 — 1999	5 — 8-22-08 at Bal. & 8-8-99 vs. Arizona
H	183 — 1999	2 — 15 times; last, 9-19-10 at Tampa Bay
HR	31 — 2001	7 — 9-12-06 vs. Tampa Bay
RBI	110 — 2001	3 — 3 times; last, 8-25-07 at Detroit
SB	40 — 2004	17 — Sept. 5-24, 2002
		Hit Streak

ANGELS WITH 20 HR/20 SB IN A SINGLE SEASON

Season	Player	HR	SB	Season	Player	HR	SB
1977	Don Baylor	25	26	1987	Devon White	24	28
1977	Bobby Bonds	37	41	2000	Darin Erstad	28	28
1978	Don Baylor	34	22	2010	Bobby Abreu	20	24
1979	Don Baylor	36	22				





ERICK AYBAR

BATS: SWITCH | **THROWS:** RIGHT | **HT.:** 5-10 | **WT.** 180

OPENING DAY AGE: 27

BIRTHPLACE: Bani, DR

MARRIED: Ncharri Bautista, Dec. 13, 2007

CHILDREN: Erick, Nsaeri

ACQUIRED: Signed as free agent, Feb. 4, 2002

SIGNED THRU: 2011

BORN: Jan. 14, 1984

RESIDES: Bani, DR

M.L. SERVICE: 4 yrs., 86 days

2010 SEASON:

- Average dropped from .312 in 2009 to a .253 clip in 2010...Appeared in a career-high 138 games despite missing time in June and September (no DL stints)...Made 95 starts in leadoff spot - Angels were 45-50 in those games...As leadoff hitter, batted .279 with a .336 OBP...Logged a career-best 22 stolen bases...Collected 37 infield hits to rank fourth in A.L...His 17 bunt hits tied for MLB lead (Borbon - Tex.)...Committed a career-high 21 errors, fourth most in the Majors among shortstops...Belted game-winning solo-HR in 10th inning July 9th at Oakland...Connected for second career leadoff HR June 30th vs. Texas (2nd in 2010 - also 4/26 vs. Cle.)...Logged career-best 10-game hit streak June 27-July 7 (.372; 16/43)...Returned to action June 25th...Left game in 7th inning June 14th after suffering hyper-extended left knee on collision at second base...MRI revealed damage to the left meniscus...Missed nearly two weeks in September with a suspected sports hernia...Had left knee scoped during off-season (Oct. 5, 2010).

POST-SEASON EXPERIENCE:

- In **2009**, hit safely in seven of nine postseason games batting .290 (9/31)...T3rd on club with 13 total bases and led Halos with three stolen bases...2-run triple in 7th inn. of Division Series Game 2 vs. Boston was first career extra-base hit in playoffs...Two strike, two-out single in 9th inn. in DS Game 3 sparked three-run Angels rally...Batted .364 (4/11) with a double, triple and 2 RBI in '09 DS...Was starting shortstop in all four games of **2008** Division Series vs. Boston...Batted .111 (2/18) with one RBI and one error in series...Had game-winning RBI in 12th inning of Game 3 at Boston...In **2007** Division Series, appeared in one game of series (0/1).

MAJOR LEAGUE SUMMARY:

- In **2009**, established career-highs in nearly every offensive category including a team-best .312 average (157/504), runs (70), hits (157), HR (5) and RBI (58)...T3rd in AL with nine triples...Led Majors with 18 bunt hits and T4th in AL with 12 sac bunts...Fourth among AL shortstops with a .982 fielding percentage...His .312 season average ranked third among AL shortstops...Over final 72 games of season, hit .337 (97-for-288) with 36 RBI and 27 multi-hit games...Major's top hitter in July with .414 (36/87) average...Tied club record with two triples 9/6 at KC...Walk-off RBI single in 11th inn. Sept. 8 vs. Seattle...Had career day, July 21 at KC - went 7-for-9 (2 2B, 1 3B) with five runs scored and four runs batted in two games of DH...Seven hits in a doubleheader were second-most in club history...Four hits in second game matched a career-high.
- In **2008**, off-season trade of Orlando Cabrera for Jon Garland opened up competition for shortstop position for he and Maicer Izturis...Appeared in 98 games and made 91 starts at shortstop despite missing 42 games with injuries...Led Angels with 23 infield hits, nine bunt hits, nine sacrifice bunts and five triples...Hit .326 (29/89) with RISP...Pinch-hit, three-run triple off Josh Beckett highlighted Angels' four-run seventh inning in 4-2 win over Red Sox July 19...Tied club record with three doubles, April 22 at Boston...Left game in the first inning May 20 at Toronto with a dislocated right pinky finger suffered while diving for a ball...Started 38 consecutive games at shortstop before the injury...Activated from 15-day DL June 18 (missed 25 games).
- In **2007**, made first career Opening Day roster out of Spring Training...Two stints on DL limited him to 79 games with Angels...Hit .237 (46/194) with 18 runs, five doubles, one triple, one home run and 19 RBI...Activated from second DL stint Sept. 5...Placed on 15-day DL, Aug. 20, due to strained left hamstring...Snapped 0-for-18 slide with first Major League home run, Sept. 25 at Texas (solo off AJ Murray)...Single in 10th inning June 24 vs. Pittsburgh drove in winning run...Marked first career walk-off hit...Over the fence grab by Nick Markakis in 3rd inning, June 2 vs. Baltimore, robbed him of what would have been his first Major League HR...Made first Major League start in outfield (LF) June 25 vs. Kansas City...Made 35 starts at second base, seven at shortstop, four in left field and one as DH...Started 26 of Angels' 31 games at second base during Howie Kendrick's first DL stint...Recalled from rehab and activated from first DL stint Aug. 6...Placed on 15-day DL July 2 with a right hand contusion suffered while diving for a ball July 1 at Baltimore...Underwent surgery on July 5 to remove the hook of the hamate on his right wrist.

THE SHORT LIST

Listed are top single-season batting averages by Angels' shortstops (only games played at SS).

Erick Aybar ('09)312 (157/503)

Orlando Cabrera ('07) . . .302 (190/630)

David Eckstein ('02) . . .292 (173/592)

MINOR LEAGUE SUMMARY:

- In **2006**, had three stints with **Angels**, batting .250 (10/40) with five runs scored, one double, one triple and two RBI in 34 games (6 starts)...All six starts came as shortstop (committed four errors at the position)...Originally recalled, May 16, and made ML debut as pinch-runner that night vs. Toronto...Tallied first RBI with double in 9th inn. June 4 at Cleveland...Connected for PH triple in 9th inn., May 28 vs. Baltimore...Made first Major League start, May 20 at LAD (SS) and collected first two ML hits (older brother Willy Aybar was starting third baseman for Dodgers in that game)...Hit .283 (96/339) with 63 runs scored, 20 doubles, three triples, six home runs, 45 RBI and 32 stolen bases in 81 games with **Salt Lake**...Committed 24 errors in 81 games as shortstop...32 stolen bases ranked 4th in Pacific Coast League...Played with Licey in Santo Domingo in Dominican Winter League.
- In **2005**, posted 351 hits in two seasons (2004-05), most among all minor league players...Hit over .300 for fourth straight season and fourth season as professional (.316 career hitter entering 2006)...Spent campaign at double-A **Arkansas** and led Texas League in hits (162), ranked second in stolen bases (49), third in runs (101) and triples (10) and sixth in total bases (238)...Entered August with .285 average and hit .383 (44/115) for month to finish at .303 mark...Hit safely in 32 of last 37 games...Posted 5-for-6 effort, Aug. 24 vs. Wichita...Committed 32 errors in 134 games as shortstop...Named as Texas League All-Star and to the league's Post-Season All-Star Team...Also named to *Baseball America's* Texas League All-Star Team...Hit .323 (10/31) in seven post-season games as Travs won Eastern League Championship before losing to Midland in Championship Series...Was one of top offensive performers for Licey in 2005-06 Dominican Winter League.
- In **2004**, led the minor leagues with 189 hits with **Rancho Cucamonga**...Also led California League in stolen bases (51)...His .330 batting average ranked third among all switch-hitters in minors and No. 3 in league...Among League leaders, also ranked in games (136 - 2nd), at-bats (573 -1st), runs (102 - 2nd), total bases (278 - 2nd) and triples (11 - 2nd)...Committed 34 errors in 133 games as shortstop...Season honors included: California League Post-Season All-Star Team, California League Rookie of the Year, Organizational Player of Month for July, Organizational Defensive Player of Month for June and California League All-Star Game Selection.
- In **2003**, spent season with single-A **Cedar Rapids**...Selected to Post-Season All-Star Team, finished fifth in league in average (.308), fourth in hits (153) and runs scored (83) and second in triples (10), leading *Kernels* in triples, total bases (221) and stolen bases (32)...His .308 average ranked first among all minor league shortstops and ninth among all switch-hitters...Named to SportsTicker's All-Teen Team (honorable mention), Midwest League Post-Season All-Star Team and a Midwest League All-Star Game Selection.
- In **2002**, spent first professional season with **Provo** at age 18...Hit .326 (eighth-best in league), also ranked among league leaders in hits (89, T2nd) and runs scored (64, 3rd)...Named to Pioneer League All-Star Team and Pioneer League Player of Week, Aug. 19-25.

PERSONAL/MISC:

- Erick Johan Aybar ('EYE-bar').
- Older brother Willy is an infielder with Tampa Bay.
- Tabbed as Angels' third best prospect for 2005 by *Baseball America* with "Best Infield Arm" and "Best Defensive Infielder"...Angels' third best prospect by *Baseball America* for 2006.
- Attended Freddie Pimental School (DR).
- Originally signed by Angels' scout Leo Perez.

AYBAR'S LIFETIME PLAYING RECORD

Year	Club	AVG	G	AB	R	H	2B	3B	HR	RBI	SH	SF	HBP	BB	IBB	SO	SB	CS	GDP	SLG	OBP	E
2002	—Provo	.326	67	273	64	89	15	6	4	29	2	1	11	21	1	43	15	10	4	.469	.395	16
2003	—Cedar Rapids	.308	125	496	83	153	30	10	6	57	6	3	13	17	0	54	32	9	6	.446	.346	32
2004	—Cucamonga	.330	136	573	102	189	25	11	14	65	10	5	13	26	1	66	51	36	3	.485	.370	34
2005	—Arkansas	.303	134	535	101	162	29	10	9	54	4	8	14	29	0	51	49	23	13	.445	.350	32
2006	—Salt Lake	.283	81	339	63	96	20	3	6	45	1	4	3	21	0	36	32	18	4	.413	.327	24
	LAA	.250	34	40	5	10	1	1	0	2	0	0	0	0	0	8	1	0	1	.325	.250	4
2007	—LAA	.237	79	194	18	46	5	1	1	19	3	2	2	10	0	32	4	4	8	.289	.279	7
	Salt Lake(1)	.333	3	12	2	4	0	0	0	2	0	0	0	0	0	2	2	1	0	.333	.333	0
	Cucamonga(1)	.400	5	2	3	2	0	0	0	0	0	0	0	1	0	1	3	1	1	.400	.500	1
2008	—LAA	.277	98	346	53	96	18	5	3	39	9	1	5	14	0	45	7	2	2	.384	.314	18
	Cucamonga(1)	.400	3	10	2	4	1	0	0	3	0	0	0	0	0	0	2	0	0	.500	.400	0
2009	—LAA	.312	137	504	70	157	23	9	5	58	12	5	5	30	1	54	14	7	9	.423	.353	11
2010	—LAA	.253	138	534	69	135	18	4	5	29	11	2	7	35	1	81	22	8	7	.330	.306	21
MAJOR TOTALS		.274	486	1618	215	444	65	20	14	147	35	10	19	89	2	220	48	21	27	.365	.318	61
MINOR TOTALS		.311	551	2243	420	697	120	40	39	255	23	21	54	115	4	253	186	98	32	.454	.358	103

- ★ led or tied for league lead
- (1) rehab assignment

Disabling Injuries: 2008 — Dislocated right pinky finger, disabled May 21 - June 17.
 2007 — Strained left hamstring; disabled Aug. 20 - Sept. 5.
 Removal of hook of hamate in right hand; disabled July 2 - Aug. 5.

40-MAN ROSTER



CAREER WALK-OFF HITS / RBI (3)

September 8, 2009 vs. Seattle (RBI-single; 11th inn.)
June 24, 2007 vs. Pittsburgh (RBI-single; 10th inn.)
April 24, 2007 vs. Detroit (FC-RBI; 10th inn.)

DIVISION SERIES TOTALS

Year	Club, Opp	AVG	G	AB	R	H	2B	3B	HR	RBI	SH	SF	HBP	BB	IBB	SO	SB	CS	GDP	SLG	OBP	E
2007—LAA, Bos.		.000	1	1	0	0	0	0	0	0	0	0	0	0	0	0	0	0	0	.000	.000	0
2008—LAA, Bos.		.111	4	18	0	2	0	0	0	1	0	0	0	0	0	2	0	0	0	.111	.111	1
2009—LAA, Bos.		.364	3	11	2	4	1	1	0	2	0	0	0	0	0	1	0	0	0	.636	.364	0
TOTALS		.220	8	30	2	6	1	1	0	3	0	0	0	0	0	3	0	0	0	.300	.235	1

LEAGUE CHAMPIONSHIP SERIES TOTALS

Year	Club, Opp	AVG	G	AB	R	H	2B	3B	HR	RBI	SH	SF	HBP	BB	IBB	SO	SB	CS	GDP	SLG	OBP	E
2009—LAA, NYY		.250	6	20	2	5	1	0	0	1	2	0	0	1	0	1	3	0	2	.300	.286	0

CAREER FIELDING

POS	PCT	G	PO	A	E	TC	DP
2B	.977	48	61	110	4	175	25
SS	.967	406	605	1044	57	1706	232
3B	1.000	1	0	2	0	2	0
OF	1.000	8	5	0	0	5	0

AYBAR'S BESTS

	Season	Game
AVG	.312 — 2009	4 — 4 times; last, 6-9-10 at Oakland
H	157 — 2009	1 — 14 times; last, 8-7-10 at Detroit
HR	5 — 2010 & 2009	4 — 7-18-09 at Oakland
RBI	58 — 2009	2 — 3 times; last, 6-3-10 at Kansas City
SB	22 — 2010	Hit Streak 10 — June 27 - July 7, 2010

BELL



TREVOR BELL

RHP

BATS: LEFT | **THROWS:** RIGHT | **HT.:** 6-2 | **WT.** 200

22

OPENING DAY AGE: 24

BORN: Oct. 12, 1986

BIRTHPLACE: North Hollywood, CA

RESIDES: Toluca Lake, CA

ACQUIRED: Selected in the first round (37th pick) of the 2005 draft.

SIGNED THRU: 2011

M.L. SERVICE: 1 year, 7 days

2010 SEASON:

■ Spent three separate stints with **Angels** going 2-5 with a 4.72 ERA (61.0 IP - 32 ER) in 25 appearances (seven starts)...Allowed 77 hits (2 HR) walked 21 batters and struck out 45...Compiled a 4.66 ERA (36.2 IP - 19 ER) as a starter, compared to 4.81 (24.1 IP - 13 ER) as a reliever...Began season at **Salt Lake** prior to May 10 call-up...Went 2-0 with a 3.00 ERA (30 IP - 10 ER) in six starts with Bees...Started seven of final 10 outings with Angels...Posted a 2.95 ERA (18.1 IP - 6 ER) over his final three starts...Struck out a career-high six batters, Sept. 1 at Seattle...Was also first career start without walking a batter...Allowed just two home runs in 61 IP this season...Five of seven starts came on the road.

MAJOR LEAGUE SUMMARY:

■ In **2009**, had contract started by **Angels**, August 11...Finished season 1-2 with a 9.74 ERA (20.1 IP - 22 ER) in eight games (four starts)...Allowed 40 hits (3 HR), walked 11 and struck out 14...Made Major League debut, August 12 vs. Tampa Bay (ND; 5.1 IP, 9 H, 4 R, 4 ER, 1 BB, 4 SO, 2 HR)...Recorded first Major League victory, August 18 at Cleveland (5.1 IP, 9 H, 3 R 3 ER, 2 BB, 2 SO)...Took first loss, August 23 at Toronto (1.2 IP, 6 H, 6 R, 6 ER, 4 BB, 2 SO).



MINOR LEAGUE SUMMARY:

- In **2009**, began season at double-A **Arkansas**, posting a 4-3 record with a 2.23 ERA (68.2 IP - 17 ER) in 11 starts...Promoted to triple-A **Salt Lake** where he posted a 3-4 record with two shutouts and a 3.15 ERA (71.1 IP - 25 ER) in 11 starts...Tossed complete-game shutout, July 12 vs. Colorado Springs (9 IP, 5 H, 0 R, 2 BB, 5 SO)...Had contract selected by **Angels**, August 11.
- In **2008**, began season at **Cedar Rapids**, registering a 1-0 record with a 2.12 ERA (17 IP - 4 ER) in three games, two starts...Tossed complete game, striking out seven and allowing two runs on five hits, June 24...Spent majority of season at **Rancho Cucamonga**, posting a 6-8 record with two complete games, one shutout and a 4.22 ERA (100.1 IP - 47 ER) in 36 games, 12 starts...Recorded season-high when he struck out nine batters in six innings, May 29.
- In **2007**, compiled an 8-4 record with a 4.14 ERA (115.1 IP - 53 ER) in 21 starts at **Cedar Rapids**... Struck out career-high 10 in five innings in win over Wisconsin, July 5.
- In **2006**, posted a 4-2 record with a 3.50 ERA (82.1 IP - 32 ER) in 16 starts in first professional season at **Orem**...Led Pioneer League in innings and starts while finishing eighth in ERA...Earned first professional win in season debut, beating Ogden, June 20 (5 IP, 4 H, 0 R, 1 BB, 4 SO).
- In **2005**, started four games for Angels rookie club at **Mesa**, did not record a decision while posting a 4.50 ERA (8 IP - 4 ER).

PERSONAL/MISC:

- Trevor D. Bell.
- Attended Crescenta Valley (CA) HS.
- Trevor's grandfather, Bob Bell, spent 25 years on Chicago television as Bozo the Clown...An experienced actor himself, Trevor has appeared in television commercials since he was eight years old.
- Originally signed by Angels' scout Tim Corcoran.

BELL'S LIFETIME PITCHING RECORD

Year	Club	W-L	ERA	G	GS	CG	GF	SHO	SV	IP	H	R	ER	HR	HB	BB	IBB	SO	WP	BK	BA
2005	—Angels (ASL)	0-0	4.50	4	4	0	0	0	0	8	10	4	4	0	1	3	0	7	1	0	.313
2006	—Orem	4-2	3.50	16	16	0	0	0	0	82.1	82	35	32	8	5	15	0	53	4	1	.261
2007	—Cedar Rapids	8-4	4.14	21	21	0	0	0	0	115.1	136	64	53	8	3	23	0	90	6	1	.292
2008	—Cucamonga	6-8	4.22	36	12	2	11	1	0	100.1	106	60	47	8	4	39	2	80	5	2	.274
	—Cedar Rapids	1-0	2.12	3	2	1	0	0	0	17	13	4	4	0	0	4	0	13	0	2	.232
2009	—Arkansas	4-3	2.23	11	11	0	0	0	0	68.2	54	24	17	1	2	20	0	51	2	0	.212
	—Salt Lake	3-4	3.15	11	11	2	2	2	0	71.1	67	27	25	5	2	15	1	38	0	0	.250
	—LAA	1-2	9.74	8	4	0	1	0	0	20.1	40	25	22	3	0	11	2	14	1	0	.412
2010	—Salt Lake	2-0	3.00	6	6	0	0	0	0	30	30	12	10	3	2	6	0	19	1	0	.256
	—LAA	2-5	4.72	25	7	0	8	0	0	61	77	35	32	2	1	21	2	45	5	0	.312
MINOR TOTALS		28-21	3.51	108	83	5	11	3	0	493	498	230	192	33	19	125	3	351	19	6	.263
MAJOR TOTALS		3-7	5.98	33	11	0	9	0	0	81.1	117	60	54	5	1	32	4	59	6	0	.340

LONGEST HOME RUNS HIT AT ANGEL STADIUM SINCE 2006

Player	Date	Pitcher	Distance
Vladimir Guerrero (LAA)	August 3, 2006	Kevin Millwood (TEX)	471
Vladimir Guerrero (LAA)	June 15, 2006	Mike Wood (KCR)	471
Miguel Cabrera (DET)	April 21, 2010	Brian Fuentes (LAA)	468
Alex Rodriguez (NYY)	August 9, 2008	John Lackey (LAA)	467
Gerald Laird (TEX)	April 6, 2008	Jon Garland (LAA)	459
Vladimir Guerrero (LAA)	April 6, 2007	Jay Witasick (OAK)	458
Mark Teixeira (LAA)	August 9, 2008	Dan Giese (NYY)	455
Hank Blalock (TEX)	August 8, 2009	Jered Weaver (LAA)	454
Carlos Pena (TB)	August 10, 2009	Sean O'Sullivan (LAA)	452
Vladimir Guerrero (LAA)	July 4, 2009	Brian Bass (BAL)	452
Vladimir Guerrero (LAA)	April 9, 2008	Jensen Lewis (CLE)	451
Torii Hunter (LAA)	June 13, 2009	Josh Geer (SD)	450
Mike Napoli (LAA)	April 11, 2009	Brad Penny (BOS)	450

All home run distances are courtesy of HitTrackerOnline.com

40-MAN ROSTER



PETER BOURJOS

OF

BATS: RIGHT | **THROWS:** RIGHT | **HT.:** 6-1 | **WT.** 185

25

OPENING DAY AGE: 24 | **BORN:** March 31, 1987
BIRTHPLACE: Park Ridge, IL | **RESIDES:** Scottsdale, AZ
ACQUIRED: Selected in 10th round of 2005 free agent draft
SIGNED THRU: 2011 | **M.L. SERVICE:** 62 days

2010 SEASON:

- Bourjos does not qualify as a rookie for 2011...Called up from triple-A **Salt Lake** on August 3 and appeared in 51 games with **Angels**...Was Halos' starting centerfielder in 50 of his 51 games...MLB debut as starting centerfielder on Aug. 3 at Baltimore moved Torii Hunter to his first start in corner outfield spot since 1999... With Angels, finished with a .204 (37/181) clip, 19 runs scored, six doubles, four triples, six home runs, 15 RBI and 10 stolen bases...16 of his 37 hits went for extra bases...Batted leadoff his last nine games (first such starts of his career)...Hit .250 (11/44) in the role...Logged eight outfield assists in his first 26 starts, most by a rookie in that span in at least the last 40 years (ELIAS)...His 10 outfield assists led all of MLB from the date of his debut until the end of the season...10 outfield assists finished tied for 6th in A.L... Bourjos threw out more baserunners by himself than 18 of the 30 teams in baseball - all in just 51 games...HR in 2nd inn. on August 21 at Minnesota was first of MLB career and front end of back-to-back HRs with Bobby Abreu...Collected first two Major League hits on August 4 at Baltimore...Named 2010 PCL Rookie of the Year after batting .314 (130/414) with 13 HRs, 13 2Bs, 12 3Bs, 85 runs and 27 SBs for Salt Lake.

MINOR LEAGUE SUMMARY:

- In 2009, ascension up minor league ladder continued with solid performance in first season at double-A **Arkansas**...Speedster led Texas League with 14 triples and ranked fifth in circuit with 32 stolen bases...Led Arkansas with 72 runs scored...Named as Angel Organization's Defensive Player of the Year as he committed just one error in 110 games...Was also a Texas League All-Star selection...Added to Angels' 40-man roster in off-season.
- Finished 2008 at **Rancho Cucamonga** second among all Angels minor leaguers with 50 stolen bases...Selected to play in 2008 California League All-Star Game...Led California League in 2008 with 50 stolen bases and ranked fifth with 150 hits...Also led Quakes that season in doubles (29), runs (83), and at-bats (509) and finished second on club and league with 10 triples.
- Spent majority of sophomore campaign at single-A **Cedar Rapids**...Stole 19 bases and added six triples...Also appeared in four games with Angels rookie club in **Tempe** (.313, 1 2B, 2 RBI).
- Opened professional career at rookie level **Orem** in 2006...Logged 28 extra-base hits in 65 games for a career-best .472 slugging pct...His seven triples ranked third in the league...Named Pioneer League Honorable Mention.

PERSONAL/MISC:

- Peter Christopher Bourjos (pronounced BORE-jus).
- 2010 PCL Rookie of the Year.
- Named as a top 5 prospect for 2010 in Angels' system in several publications.
- Attended Notre Dame HS in Scottsdale, AZ.
- Father Chris is a scout for the Baltimore Orioles.
- Originally signed by Angels' scout John Gracio.

BOURJOS' LIFETIME PLAYING RECORD

Year	Club	AVG	G	AB	R	H	2B	3B	HR	RBI	SH	SF	HBP	BB	IBB	SO	SB	CS	GDP	SLG	OBP	E
2006	Orem	.292	65	250	42	73	16	7	5	28	5	0	2	22	1	67	13	5	3	.472	.354	3
2007	Cedar Rapids	.274	63	237	37	65	9	6	5	29	4	5	4	20	0	53	19	9	3	.426	.335	2
	Angels (ASL)	.313	4	16	3	5	0	1	0	2	0	0	0	1	0	2	0	0	0	.438	.353	0
2008	Cucamonga	.295	121	509	83	150	29	10	9	51	5	5	7	19	0	96	50★	10	5	.444	.326	6
2009	Arkansas	.281	110	437	72	123	16	14★	6	51	10	5	3	49	1	77	32	12	7	.423	.354	1
2010	Salt Lake	.314	102	414	85	130	13	12★	13	52	4	3	10	24	1	78	27	5	5	.498	.364	2
	LAA	.204	51	181	19	37	6	4	6	15	3	1	2	6	0	40	10	3	2	.381	.237	1
MINOR TOTALS		.293	465	1863	322	546	83	50	38	213	28	18	26	135	3	373	141	41	23	.452	.346	14

★ led or tied for league lead





JASON BULGER

RHP

BATS: RIGHT | **THROWS:** RIGHT | **HT.: 6-4** | **WT. 210**

17

OPENING DAY AGE: 32 | **BORN:** Dec. 6, 1978
BIRTHPLACE: Lawrenceville, GA | **RESIDES:** Snellville, GA
MARRIED: Janice Lindsey, November 21, 2009
CHILDREN: Brenden
ACQUIRED: From Arizona in exchange for Alberto Callaspo, February 28, 2006.
SIGNED THRU: 2011 | **M.L. SERVICE:** 2 years, 122 days

2010 SEASON:

- Made third consecutive Opening Day roster with **Angels**...Limited to just 25 games after appearing in 64 contests for the Angels in 2009...Did not record a decision while posting two holds and a 4.88 ERA (24 IP - 13 ER) in 25 relief appearances...Allowed 25 hits (3 HR) while walking 15 batters and striking out 25...Missed 69 games (June 11 - August 30) due to a right shoulder strain...Appeared in just six games over the final four months of the season...20 of his 25 outings were scoreless...Recorded 25 strikeouts in 24 innings of work...Posted a 0.96 ERA (9.1 IP - 1 ER) in 10 outings while rehabbing at **Salt Lake**.

POST-SEASON EXPERIENCE:

- In **2009**, appeared in four postseason games throwing one scoreless inning in Game 3 of the DS vs. Red Sox and allowing one run in 2.1 IP in the CS vs. Yankees...Did not record a decision while posting a 2.70 ERA (3.1 IP - 1 ER).

MAJOR LEAGUE SUMMARY:

- In **2009**, made second consecutive Opening Day roster with **Angels**...Finished first full season with Angels posting a 6-1 record with a 3.56 ERA (65.2 IP - 26 ER) in a career-high 64 games...Allowed 46 hits (7 HR), walked 30 and struck out 68...His 64 appearances rank second most as an Angels rookie record and his 9.3 strikeouts per nine innings, ranked third most all-time by an Angels rookie...Limited left-handed batters to a .196 clip (21/107) and all opponents to a .207 average to lead Angels...47 of last 57 outings were scoreless...Recorded an 11.74 ERA (7.2 IP - 10 ER) in eight games in April...Posted a 2.48 ERA (58 IP - 16 ER) in 56 games after May 1 (5th best ERA among AL relievers in span)...Earned first ML victory since 2005 with win over Boston, May 14 at Angel Stadium (1 IP, 2 H, 1 BB, 1 SO)...Picked up first career save, July 28 vs. Cleveland (SV; 1 IP)...Five strikeouts against Baltimore, August 16, equaled most by an Angels reliever in 2009...Allowed all three grand slams hit against the Halos this season - Ichiro (Sea.), J. Kubel (Min.) & C. Thomas (Det.)...Recorded 10 consecutive scoreless relief appearances, August 23 to September 23 (8 IP, 4 H, 3 BB, 6 SO).
- In **2008**, divided season between **Angels** and triple-A **Salt Lake** with four separate stints in the big leagues...Began 2008 season with Angels as a reliever, making first career Opening Day roster...Made five appearances before being optioned, April 20...Also recalled July 23 (no appearances, optioned, July 25) and Aug. 23 (optioned after pitching one inning Aug. 25)...Recalled September 6 for fourth stint with Angels...Was 0-0 with 7.31 ERA (16 IP-13 ER) in 14 major league appearances...Had best outing of MLB career September 6 at CWS (3 IP, 5 SO)...Five strikeouts are most by Angel reliever in 2008...Also worked three scoreless innings, Sept. 26 (2 H, 2 BB, 4 SO)...At Salt Lake, finished 4-0 with 16 saves (third-most in league) and 0.63 ERA (43 IP - 3 ER) in 37 relief outings...Walked 22 and struck out 75...Did not allow a home run and opponents hit .169...Suffered only one blown save in 17 chances...Honored by MinorLeagueBaseball.com as Triple-A Reliever of the Year...Also named to Pacific Coast League Post-Season All-Star Team and selected to play in the Triple-A All-Star Game...Struck out season-high four batters six times (longest triple-A outing was 2 IP, 6 times).
- In **2007**, began season at **Salt Lake** and had contract selected by **Angels**, Sept. 1...Finished 0-0 with a 2.84 ERA (6.1 IP - 2 ER) in six games with Angels...Struck out the side in ninth inning, September 12 at Baltimore...Was reacquired by the Angels and signed as a minor league free agent, January 19, 2007.
- In **2006**, recalled by **Angels**, May 20...Appeared in two games, posting no record and 16.20 ERA (1.2 IP - 3 ER)...Made first appearance with Angels May 20 at Los Angeles (0.2 IP, 1 H, 3 R, 3 ER, 3 BB, 1 SO, 1 WP)...Was optioned to Salt Lake, May 22...Acquired by Angels March 1, 2006 in trade with Arizona for INF Alberto Callaspo.
- In **2005**, appeared in nine games with **Arizona**, registering 1-0 record and 5.40 ERA (10 IP - 6 ER)...Was recalled from triple-A **Tucson** Aug. 25...Made Major League debut August 26 vs. Philadelphia (.2 IP, 4 H, 3 R, 3 ER, 1 SO)...Recorded first ML win, September 22 vs. Dodgers (1 IP, 1 SO).

MINOR LEAGUE SUMMARY:

- In **2007**, split season between triple-A **Salt Lake** and **Angels**...Registered 5-2 record with 10 saves (12 chances) and a 3.76 ERA (52.2 IP - 22 ER) in 49 Bees' games...Allowed 51 hits (4 HR), walked 24 and struck out 81...Ranked first in league with 13.84 strikeouts per nine innings pitched...Tied for club lead in games and second in saves...Longest outing was 2.1 innings pitched, July 18 vs. Tacoma...Struck out season-best five batters, May 8 vs. Memphis (2 IP)...Posted 1.93 ERA (23.1 IP - 5 ER) in 22 road games...Had contract selected by Angels, September 1.
- In **2006**, was 2-2 with four saves and a 4.72 ERA (34.1 IP - 18 ER) in 27 games at **Salt Lake**...Did not allow a home run, walked 15 and struck out 44...Had two stints on disabled list (June 14-Aug. 7 & Aug. 22 thru remainder of season).
- In **2005**, was 3-6 with four saves and a 3.54 ERA (56 IP - 22 ER) in 56 games for triple-A **Tucson**...Struck out 55 batters in 56 innings pitched...Ranked fifth in PCL in games pitched.

40-MAN ROSTER



- In **2004**, split season between single-A **Lancaster** and double-A **El Paso**...Was 0-1 with 11 saves (third most in California League) and a 1.52 ERA (23.2 IP - 4 ER) in 21 games with Lancaster...Allowed 14 hits and struck out 31...Finished 0-3 with eight saves and a 3.91 ERA (25.1 IP - 11 ER) in 24 games with El Paso...Did not allow a home run in 25.1 innings and struck out 26 batters...Led Diamondbacks organization with 19 saves...Began season on disabled list recovering from Tommy John surgery...Pitched in 13 games for Scottsdale Scorpions of Arizona Fall League (0-3, 5 SV, 3.46 ERA).
- In **2003**, spent season at single-A **Lancaster**...Limited to four starts, posting 2-1 record and 6.75 ERA (17.1 IP - 13 ER)...Placed on disabled list May 3 with right elbow strain...Underwent Tommy John surgery May 28 which was performed by Dr. Michael Lee.
- In **2002**, split season between single-A **South Bend** and single-A **Lancaster**...Was 4-9 with one complete game and a 4.94 ERA (94.1 IP - 52 ER) in 20 starts at South Bend...Made professional debut April 5 vs. Lansing (6 IP, 3 H, 0 ER, 6 SO)...Was on DL due to right shoulder strain, May 4-31...Was promoted to Lancaster August 22 and finished 1-1 with a 5.40 ERA (10 IP - 6 ER) in two starts.

PERSONAL/MISC:

- Jason Patrick Bulger.
- Graduated from Brookwood High School in Snellville, GA in 1997...Attended Valdosta (GA) State University.
- He and brothers Kevin and Brian were each selected in 2001 free agent draft, the first time three brothers have been selected in same draft...Shortstop Kevin (43rd round) and right-handed pitcher Brian (49th round) were both chosen by San Francisco, but neither signed...Brian signed after selection by Tampa Bay in 25th round of 2002 draft.
- Was originally signed by Diamondbacks' scout Mike Valarezo.

BULGER'S LIFETIME PITCHING RECORD

Year	Club	W-L	ERA	G	GS	CG	GF	SHO	SV	IP	H	R	ER	HR	HB	BB	IBB	SO	WP	BK	BA
2002	—South Bend	4-9	4.94	20	20	1	0	0	0	94.2	111	65	52	5	7	39	0	84	14	0	.291
	Lancaster	1-1	5.40	2	2	0	0	0	0	10	11	7	6	0	3	3	0	12	0	1	.289
2003	—Lancaster	2-1	6.75	4	4	0	0	0	0	17.2	23	13	13	3	0	5	0	20	0	0	.311
2004	—Lancaster	0-1	1.52	21	0	0	18	0	11	23.2	14	4	4	0	3	10	1	31	0	0	.165
	El Paso	0-3	3.91	24	0	0	22	0	8	25.1	24	12	11	0	2	19	2	26	7	0	.240
2005	—Tucson	3-6	3.54	56	0	0	18	0	4	56	50	28	22	3	2	27	0	55	3	1	.244
	Arizona	1-0	5.40	9	0	0	5	0	0	10	14	6	6	1	0	5	1	9	0	0	.333
2006	—Salt Lake	2-2	4.72	27	0	0	16	0	4	34.1	30	19	18	0	4	15	0	44	2	0	.233
	LAA	0-0	16.20	2	0	0	1	0	0	1.2	1	3	3	0	0	3	0	1	1	0	.167
2007	—Salt Lake	5-2	3.76	49	0	0	23	0	10	52.2	51	24	22	4	1	24	1	81	3	1	.249
	LAA	0-0	2.84	6	0	0	4	0	0	6.1	5	2	2	0	0	3	0	8	1	0	.227
2008	—Salt Lake	4-0	0.63	37	0	0	27	0	16	43	25	3	3	0	1	22	1	75	5	0	.169
	LAA	0-0	7.31	14	0	0	0	0	0	16	15	13	13	3	2	9	0	20	0	0	.242
2009	—LAA	6-1	3.56	64	0	0	20	0	1	65.2	46	26	26	7	1	30	1	68	5	0	.207
2010	—LAA	0-0	4.88	25	0	0	5	0	0	24.0	25	14	13	3	2	15	0	25	1	0	.269
	Salt Lake (1)	0-0	0.96	10	0	2	2	0	0	9.1	3	1	1	0	2	9	0	12	0	0	.103
	Cucamonga (1)	0-0	27.00	1	0	0	0	0	0	0.2	2	2	2	0	0	0	0	1	0	0	.500
ANGELS TOTALS		6-1	4.51	111	0	0	37	0	1	113.2	92	58	57	13	5	60	1	122	8	0	.227
MAJOR TOTALS		7-1	4.58	120	0	0	42	0	1	123.2	106	64	63	14	5	65	2	131	8	0	.237
MINOR TOTALS		21-25	3.82	252	26	1	126	0	53	367.2	347	180	156	15	25	173	6	442	34	3	.246

Originally selected by Arizona in first round (22nd overall) of 2001 free agent draft.

(1) rehab assignment

Disabling Injuries: 2010 — Strained right shoulder, disabled June 11-August 30.

DIVISION SERIES TOTALS

Year	Club, Opp.	W-L	ERA	G	GS	CG	SHO	SV	IP	H	R	ER	BB	SO
2009	—LAA, Bos.	0-0	0.00	1	0	0	0	0	1	0	0	0	1	1

LEAGUE CHAMPIONSHIP SERIES TOTALS

Year	Club, Opp.	W-L	ERA	G	GS	CG	SHO	SV	IP	H	R	ER	BB	SO
2009	—LAA, NYY	0-0	3.86	3	0	0	0	0	2.1	1	1	1	3	4

CAREER FIELDING

POS	PCT	G	PO	A	E	TC	DP
P	.958	120	11	12	1	24	2

BULGER'S BESTS

Season
Wins 6 — 2009
Losses 1 — 2009
ERA 3.56 — 2009
IP 65.2 — 2009
SO 68 — 2009

Game
SO 5 — May 16, 2009 vs. Bal.
BB 3 — 3 times, last, April 26, 2010 vs. Cle.
IP 3 — twice; last, Sept. 26, 2008 vs. Tex.
H 5 — April 25, 2009 vs. Sea.
R 4 — 3 times, last, Sept. 3, 2010 at Oak.
Win Streak 6 — May 14, 2009 - Current





ALBERTO CALLASPO

IF

BATS: SWITCH | **THROWS:** RIGHT | **HT.:** 5-9 | **WT.** 195 

OPENING DAY AGE: 27 | **BORN:** April 19, 1983
BIRTHPLACE: Maracay, VZ | **RESIDES:** Maracay, VZ
MARRIED: Marianny
CHILDREN: Igor
ACQUIRED: Acquired from KC in exchange for RHP Sean O'Sullivan and LHP Will Smith, July 22, 2010
SIGNED THRU: 2011 | **M.L. SERVICE:** 3 yrs., 135 days

2010 SEASON:

- Acquired by **Angels** July 22nd from Kansas City in exchange for RHP Sean O'Sullivan and LHP Will Smith...Appeared in 58 games with Halos batting .249 (53/213) with 21 runs, eight doubles, two home runs and 13 RBI...For the season, batted .265 (149/562) with 61 runs, 27 doubles, two triples, 10 home runs and 56 RBI in 146 combined games...Struck out just 13 times in 228 plate appearances with Angels...Finished season as second hardest to strikeout in A.L. (1/14.3 PA)...Made 52 starts at third base with Angels...Committed four errors in 142 total chances for a .972 fielding pct...Ended season in a 12-for-86 skid (.140) after batting .333 in August...Had season-best 13-game hit streak (.429; 21/49) Aug. 14-28 - streak tied Jeff Mathis for longest by an Angel in 2010...Posted two home runs in a game for first time of career (April 18 at Minnesota)...Logged first career walk-off hit with RBI single in 10th inning vs. Toronto on July 19.

POST-SEASON EXPERIENCE:

- In 2007, did not appear in Division Series with **Arizona**...Played in two games of NLCS vs. Colorado (0/2).

MAJOR LEAGUE SUMMARY:

- Served as **Royals'** regular second baseman for majority of 2009 and put up career numbers (.300, 41 2Bs, 8 3Bs, 11 HRs & 73 RBI)...Named the Joe Burke Special Achievement Award winner in a vote by the KC chapter of BBWAA...His 36 doubles as a second baseman ranked third-most all-time in Royals history...His seven triples as a second baseman placed third on KC's list...11 homers tied for the fifth-most all-time...His 54 extra-base hits as a second baseman were the third-most in Royals history...Ranked tied for fifth in A.L. with eight triples...Finished the season eighth in the league with a .337 (93/276) home average...Hit .361 (65/180) against left-handed pitching, good for third in the A.L...Third-toughest in the league to strikeout, fanning 51 times in 634 plate appearances (12.43 plateappearances/K)...Posted eight hitting streaks of seven games or more and three of 10 or more, including a 13-game streak from July 18-31...Recorded his first career Major League home run off Detroit's Rick Porcello on April 24...Snapped the longest homer drought among active Major Leaguers to begin a career at 441 at bats.
- In 2008, appeared in 74 games with **KC** batting .305 (65/213) with 21 runs, eight doubles, three triples and 16 RBI.. Placed on 15-day D.L. (unspecified medical condition), June 28...Reinstated on August 23...Led all of MLB batting .491 (31/74) in day games (min. 50 at bats)...Did not commit an error in 46 games (42 starts) at second base (193 total chances)...Was only second baseman in baseball with at least 45 games at position to post a perfect 1.000 fielding pct.
- In 2007, split season between triple-A **Tucson** and **Arizona**...Placed on Restricted List...Reinstated on May 19...Had another solid season with Tucson batting .341 (48/226) with 59 runs, 15 doubles, two triples, five home runs and 30 RBI in 59 games...In 56 games with Arizona, hit .215 (31/144) with 10 runs, eight doubles and seven RBI...Appeared in 18 games at third base, 10 games at second base, nine games at SS and 10 games in outfield...Played for Aguilas del Zulia in the Venezuelan Winter League...Hit .331 (51/154) with 18 RBI and 19 runs scored in guiding the club to the Caribbean World Series.
- In 2006, named Diamondbacks Minor League Player of the Year...Hit .337 (165/490) with 93 runs, 24 doubles, 12 triples, seven home runs, and 68 RBI in 114 games with triple-A **Tucson**...Ranked second in PCL in average, first in hits, second in triples and fourth in runs...Recalled from Tucson on Aug. 6 and made Major League debut that evening with **Arizona** (groundout as PH)...Recorded first Major League hit with a PH double in 8th inning Aug. 8th at SF...Made first MLB start (SS) on Aug. 12 vs. Florida (went 3-for-4)...Optioned back to Tucson Aug. 25 and recalled for second time Sept. 16...Played three positions with D-Backs (SS, 2B, 3B).

MINOR LEAGUE SUMMARY:

- Split 2005 campaign between double-A **Arkansas** and triple-A **Salt Lake**, combining for a .304 (171/562) clip with 11 home runs and 80 RBI...Struck out just 30 times in 613 combined plate appearances (1/20.4 PA)...Opened season with Arkansas and posted .297 avg. with 10 home runs and 49 RBI in 89 games...Hit .352 at home (.236 on road)...Named to Texas League Post-Season All-Star Team and a Texas League All-Star Game Selection...Responded to promotion to Salt Lake by hitting .316 with one home run and 31 RBI in 50 games with Stingers...Ended season on 14-game hit streak...Posted three 4-hit games and one 5-hit effort with Salt Lake...Was one of top offensive performers with Oriente de Venezuela Winter League.
- In 2004, concluded fourth professional season with double-A **Arkansas**, batting .284 (156/550) with 29 doubles, two triples, six home runs and 48 RBI in career-high 136 games...Set career-highs in at bats (550) and walks (47)...Led Travelers in games, at bats, hits (155), and doubles...Second on team in walks and stolen bases (15)...Selected for Texas League All-Star game.
- In 2003, led Midwest League with .327 average (168/514) and 38 doubles while with **Arkansas**...Also led league in hits (168), ranked second in runs (86) and strikeouts per plate appearance (1/20.18) and fifth in at-bats (514)...Set career-highs in runs (86), doubles and stolen bases (20)...Was voted by *Baseball America* as Midwest League Low Class A All-Star...Named to Midwest League All-Star team.

40-MAN ROSTER



- In **2002**, batted .338 (101/299) with 16 doubles, 10 triples, three home runs and 60 RBI in 70 games with rookie-level **Provo**...Led Pioneer League in at-bats (299), runs, triples and strikeouts per plate appearance (1/23.14)...Voted by *Baseball America* as Pioneer League All-Star and was named to Pioneer League All-Star team.
- In **2001**, batted .356 (98/275) with 11 doubles, four triples, two home runs and 39 RBI in 66 games with Angels of Dominican Summer League...Also posted .403 on-base percentage.

PERSONAL/MISC:

- Alberto Jose Callaspo (Ky-AWS-po).
- Diamondbacks Minor League Player of the Year in 2006.
- Ranked by *Baseball America* as Angels' 8th best prospect for 2006 and ninth best prospect for 2005.
- Attended Inst. De Formacion Aragua (VZ).
- Signed by Angels' scouts Carlos Porte and Amador Arias.

CALLASPO'S LIFETIME PLAYING RECORD

Year	Club	AVG	G	AB	R	H	2B	3B	HR	RBI	SH	SF	HBP	BB	IBB	SO	SB	CS	GDP	SLG	OBP	E
2001	—Angels (DSL)	.356	68	275	55	98	11	4	2	39	6	4	5	22	2	16	14	13	7	.447	.403	18
2002	—Provo	.338	70	299	70	101	16	10	3	60	3	3	2	17	0	14	13	4	6	.488	.347	11
2003	—Cedar Rapids	.327	133	514	86	168	38	4	2	67	0	6	3	42	4	28	20	6	8	.428	.377	19
2004	—Arkansas	.284	136	550	76	156	29	2	6	48	11	4	0	47	1	25	15	14	16	.376	.338	26
2005	—Arkansas	.297	89	350	53	104	9	0	10	49	1	5	1	28	1	17	9	8	4	.409	.346	7
	Salt Lake	.316	50	212	28	67	21	2	1	31	2	3	1	10	1	13	2	5	7	.448	.348	5
2006	—Tucson	.337	114	490	93	165	24	12	7	68	2	4	2	56	3	27	8	5	5	.478	.404	14
	Arizona	.238	23	42	2	10	1	1	0	6	0	1	0	4	0	6	0	1	0	.310	.298	1
2007	—Tucson	.341	59	226	48	77	15	2	5	30	0	6	1	28	2	17	1	2	8	.491	.406	6
	Arizona	.215	56	144	10	31	8	0	0	7	1	1	1	9	0	14	1	1	8	.271	.265	3
2008	—KC	.305	74	213	21	65	8	3	0	16	1	1	0	19	0	14	2	1	6	.371	.361	2
	Omaha (1)	.188	4	16	5	3	0	0	0	0	0	0	0	1	0	4	0	0	0	.188	.235	0
2009	—KC	.300	155	576	79	173	41	8	11	73	0	5	1	52	3	51	2	1	15	.457	.356	17
2010	—KC	.275	88	349	40	96	19	2	8	43	0	5	0	19	2	29	3	1	14	.410	.308	7
	LAA	.249	58	213	21	53	8	0	2	13	1	1	1	12	1	13	2	2	8	.315	.291	4
MAJOR TOTALS		.278	454	1537	173	428	85	14	21	158	3	14	3	115	7	127	10	7	51	.393	.327	35
A.L. TOTALS		.286	375	1351	161	387	76	13	21	145	2	12	2	102	7	107	9	5	43	.409	.335	30
N.L. TOTALS		.220	79	186	12	41	9	1	0	13	1	2	1	13	0	20	1	2	8	.280	.272	5
MINOR TOTALS		.317	655	2657	459	841	150	32	34	353	19	31	10	229	12	145	68	44	54	.437	.372	87

- ★ led or tied for league lead
(1) rehab assignment

Disabling Injuries: 2008 — Unspecified medical condition, June 28-August 23.

Signed by the Angels as a non-drafted free agent, February 16, 2001

Acquired by the Arizona Diamondbacks in exchange for RHP Jason Bulger, February 28, 2006

Placed on Restricted List, May 10, 2007...Reinstated on May 19

Acquired by the Kansas City Royals in exchange for RHP Billy Buckner, December 14, 2007

MULTIPLE HOME RUN GAMES

April 18, 2010 at Minnesota

CAREER GRAND SLAMS

June 10, 2009 at Cleveland

WALK-OFF HITS / RBI

July 19, 2010 vs. Toronto (RBI-single; 10th inn.)

LEAGUE CHAMPIONSHIP SERIES TOTALS

Year	Club	Opp	AVG	G	AB	R	H	2B	3B	HR	RBI	SH	SF	HBP	BB	IBB	SO	SB	CS	GDP	SLG	OBP	E
2007	—ARI	COL	.000	2	2	0	0	0	0	0	0	0	0	0	0	0	0	0	0	0	.000	.000	0

CAREER FIELDING

POS	PCT	G	PO	A	E	TC	DP
2B	.979	217	337	551	19	907	147
3B	.972	165	107	281	11	399	33
SS	.951	32	34	64	5	103	13
OF	1.000	14	15	1	0	16	0

CALLASPO'S BESTS

	Season	Game
AVG	.305 — 2008	4 — 6-10-09 at Cleveland
H	173 — 2009	2 — 4-18-10 at Minnesota
HR	11 — 2009	RBI 6 — 4-18-10 at Minnesota
RBI	73 — 2009	SB 1 — 10 times
SB	5 — 2010	Hit Streak 18 — September 7 - 27, 2008





YSMAEL CARMONA

RHP

BATS: RIGHT | **THROWS:** RIGHT | **HT.:** 6-1 | **WT.** 190 **68**

OPENING DAY AGE: 26 | **BORN:** Feb. 12, 1985
BIRTHPLACE: San Cristobal, DR | **RESIDES:** San Cristobal, DR
ACQUIRED: Signed as a free agent, Sept. 30, 2003
SIGNED THRU: 2011

2010 SEASON:

- Added to the 40-man roster, November 2...Spent the majority of 2010 at double-A **Arkansas** where he posted a 4-2 record with 12 saves and a 2.60 ERA (55.1 IP - 16 ER) in 38 appearances while walking 34 batters and striking out 52...Compiled a 2-0 record with nine saves and a 1.56 ERA (17.1 IP - 3 ER) in 13 appearances from July 25 - August 25...Was promoted to triple-A **Salt Lake** on August 26...With the Bees, compiled a 1-1 record with a 3.18 ERA (5.2 IP - 2 ER) in six appearances...Five of six outings at Salt Lake were scoreless...Limited left-handed batters to a .165 (14/85) clip overall.

MINOR LEAGUE SUMMARY:

- In **2009**, pitched in 42 games for **Rancho Cucamonga**, compiling an 0-8 record with a career-high 20 saves and a 5.74 ERA (42.1 IP - 27 ER)...Placed fourth in California League with 20 saves.
- In **2008**, spent the entire season with the Class A **Cedar Rapids** Kernels... Surrendered two runs over 7 1/3 innings during five outings between July 23 and August 7...Earned two wins and two saves over the course of the season.
- In **2007**, missed the entire season due to an injury to his ulnar collateral ligament.
- In **2006**, was 0-0 with a 13.09 ERA in 10 games (one start) with the Rookie-level Arizona League **Angels**, striking out 10 in 11 innings while giving up 19 hits and 16 walks...Held left-handers to a .231 average.
- In **2005**, went 1-0 with one save and a 2.91 ERA in 14 games (one start) with the Dominican Summer League **Angels**, striking out 21 in 21.2 innings while giving up 16 hits and 12 walks.
- In **2004**, batted .127 with one home run and 11 RBI in 24 games as an outfielder for the DSL **Angels**.

PERSONAL/MISC:

- Ysmael Alexander Carmona Lorenzo.
- Originally an outfielder in Angels system.
- Attended Collegio Cristiano El Alfarero (DO).
- Originally signed by Angels' scout Leo Perez.

CARMONA'S LIFETIME PITCHING RECORD

Year	Club	W-L	ERA	G	GS	CG	GF	SHO	SV	IP	H	R	ER	HR	HB	BB	IBB	SO	WP	BK	BA
2005	—Angels (DSL)	1-0	2.91	14	1	0	9	0	1	21.2	16	10	7	0	3	12	1	21	3	0	.195
2006	—Angels (ASL)	0-0	13.09	10	1	0	1	0	0	11	19	22	16	1	4	16	0	10	1	0	.373
2007	—Orem									Injured—Did Not Play											
2008	—Cedar Rapids	2-4	5.37	44	0	0	22	0	2	53.2	51	41	32	3	3	47	0	47	5	1	.244
2009	—Cucamonga	0-8	5.74	41	0	0	34	0	20	42.1	45	28	27	5	9	26	1	55	5	2	.274
2010	—Arkansas	4-2	2.60	38	0	0	21	0	12	55.1	35	21	16	2	7	34	0	52	5	1	.188
	—Salt Lake	1-1	3.18	6	0	0	3	0	0	5.2	5	2	2	0	0	6	0	7	2	0	.227
MINOR TOTALS		8-15	4.74	153	2	0	90	0	35	189.2	171	124	100	11	26	141	2	192	21	4	.239

BATTING

Year	Club	AVG	G	AB	R	H	2B	3B	HR	RBI	SH	SF	HBP	BB	IBB	SO	SB	CS	GDP	SLG	OBP	E
2004	—Angels (DSL)	.127	24	71	10	9	1	1	1	11	0	0	3	10	0	30	7	2	0	.211	.262	1



BOBBY CASSEVAH

RHP

BATS: RIGHT | THROWS: RIGHT | HT.: 6-3 | WT. 220

38

OPENING DAY AGE: 25

BORN: Sept. 11, 1985

BIRTHPLACE: Jacksonville, FL

RESIDES: Pensacola, FL

ACQUIRED: Selected in the 34th round of the 2004 draft

SIGNED THRU: 2011

M.L. SERVICE: 51 days

2010 SEASON:

- Made three separate stints with the **Angels** in 2010...Finished first tenure in Majors going 1-2 with a 3.15 ERA (20.0 IP – 7 ER) in 16 relief appearances...Allowed 23 hits (0 HR) while walking eight and striking out eight... Had contract selected, April 9 and made Major League debut the same day vs. Oak. (ND; 2.1 IP, 1 H, 1 SO)... In first two stints with Halos, made seven relief appearances, posting a 5.56 ERA (11.1 IP – 7 ER) with four walks and seven strikeouts...Did not allow an earned run after being recalled on Sept. 6, making nine relief appearances (8.2 IP)...Recorded first career victory Sept. 29th in his 14th career appearance...Held right-handed batters to a .154 (6/39) clip...Went 3-4 with five saves and 4.27 ERA (59 IP – 28 ER) in 45 appearances at **Salt Lake**...Posted a 2-0 record with two saves while not allowing an earned run in seven May outings (11 IP)...Had streak of 11 consecutive appearances (12 IP) without allowing an earned run, July 16 – Aug. 11... Rule 5 pick by Oakland from the Angels' system on Dec. 10, 2009...Was returned to the organization, March 15, 2010.

MINOR LEAGUE SUMMARY:

- In **2009**, spent entire season with double-A **Arkansas**, appearing in a career-high 57 games and posting a 3-7 record with four saves and a 3.68 ERA (73.1 IP – 30 ER)...Was selected as a Texas League Midseason All-Star after posting a 2.13 ERA (42.1 IP – 10 ER) in the first half...Had string of 12 consecutive scoreless appearances (13.2 IP) from July 18 – Aug. 12, allowing just five hits over the span.
- In **2008**, spent the entire season with Class A **Rancho Cucamonga**... Compiled a 2-3 record with one save and a 3.79 ERA (73.1 IP – 30 ER) in 57 relief appearances...Strung together five consecutive scoreless outings between April 22 and May 25 ...Racked up 18 strikeouts during 18 2/3 consecutive innings between June 27 and July 26.
- In **2007**, spent the majority of the season at **Cedar Rapids** following a short stint at **Orem**...Posted a 2-1 record with one save and a 2.32 ERA (31 IP – 8 ER) in 18 appearances with the **Kernels**... Struck out two or more batters in seven straight appearances...Tossed three perfect frames on July 18 against Dayton...Held opposing batters to a .188 average with runners on base.
- In **2006**, appeared in 16 games, making 10 starts at **Orem**...Registered a 2-5 record with a 6.80 ERA (41 IP – 31 ER) while walking 38 batters and striking out 32...Was 2-0 with a 2.63 ERA in six games as a reliever...Gave up one earned run over five starts from June 28 to July 16, spanning 10 innings.
- In **2005**, began professional career with the Arizona League **Angels**...Went 2-5 with a 5.40 ERA (45 IP – 27 ER) in 15 appearances, four starts.

PERSONAL/MISC:

- Robert Alan Cassevah (Cass-eh-vuh).
- Attended Pace High School (FL).
- Originally signed by Tom Kotchman (Angels).

CASSEVAH'S LIFETIME PITCHING RECORD

Year	Club	W-L	ERA	G	GS	CG	GF	SHO	SV	IP	H	R	ER	HR	HB	BB	IBB	SO	WP	BK	BA
2005	—Angels (ASL)	2-5	5.40	15	4	0	2	0	0	45.0	57	28	27	2	7	14	0	27	2	0	.318
2006	—Orem	2-5	6.80	16	10	0	0	0	0	41.0	57	40	31	1	2	38	0	32	0	0	.337
2007	—Orem	0-0	4.32	6	0	0	3	0	0	8.1	9	6	4	0	4	5	1	9	3	0	.290
	Cedar Rapids	2-1	2.32	18	0	0	10	0	1	31.0	25	9	8	0	5	13	1	25	1	0	.227
2008	—Cucamonga	2-3	3.79	44	0	0	10	0	1	71.1	67	33	30	1	5	40	2	52	8	0	.250
2009	—Arkansas	3-7	3.68	57	0	0	27	0	4	73.1	64	40	30	2	4	37	6	45	3	0	.236
2010	—Salt Lake	3-4	4.27	45	0	0	21	0	5	59.0	69	32	28	7	4	25	3	38	2	0	.290
	LAA	1-2	3.15	9	0	0	0	0	0	20.0	23	11	7	0	1	8	2	8	1	0	.277
MINOR TOTALS		14-25	4.32	201	14	0	73	0	11	329.0	348	188	158	13	31	172	13	228	19	0	.275



HANK CONGER

BATS: SWITCH | **THROWS:** RIGHT | **HT.:** 6-1 | **WT.** 220 **1B**

OPENING DAY AGE: 23

BORN: Jan. 29, 1988

BIRTHPLACE: Federal Way, WA

RESIDES: Huntington Beach, CA

ACQUIRED: Selected in 1st round (25th pick) of 2006 free agent draft (signed, June 16, 2006)

SIGNED THRU: 2011

M.L. SERVICE: 27 days

2010 SEASON:

- Contract selected from triple-A **Salt Lake** on Sept. 6...Appeared in 13 games with **Angels** making nine starts behind plate...Was 7-2 as a starter with a catcher's ERA of 1.91 (80 IP - 17 ER)...Made first MLB start (C) on Sept. 15 at Cleveland...Two-run single in 1st inning marked first hit of MLB career...Made MLB debut Sept. 11, striking out in only plate appearance...Hit .172 (5/29) with one double, one triple and five RBI in 13 games with Halos...Batted .300 (116/387) with 26 doubles, two triples, 11 home runs and 49 RBI in first season with Bees...His .300 average ranked second in batting amongst PCL catchers (min. 250 AB's)...From August 1st to time of call-up, hit .365 (46/126) with Bees to raise season average from .268 to .300...Finished season at Salt Lake riding a nine-game hit streak where he collected 16 hits in 38 at-bats (.421) with three doubles, one triple and two home runs...Named 2010 All-Star Futures Game MVP after catching five innings and connecting for a three-run home run in U.S. Team's 9-1 win at Angel Stadium.

MINOR LEAGUE SUMMARY:

- Spent entire **2009** season with double-A **Arkansas**, hitting .295 (7th in Texas League) with 20 doubles, three triples, 11 home runs and 55 RBI...Caught in 87 games and served as designated hitter in 36 games...Named a Texas League Midseason and post-season All-Star.
- Spent **2008** season with single-A **Rancho Cucamonga**...Hit three home runs with five RBI on July 16 and knocked two more home runs and collected six more RBI on July 17...Posted a .303 average with 75 RBI and hit 20 doubles and career-best 13 HRs.
- Spent majority of **2007** season with the Class A **Cedar Rapids Kernels** of the Midwest League...Went 2-for-4 with a grand slam and a career-high five RBI on May 30 against Peoria...Batted .304 and hit 10 of his 11 homers against right-handers...Had 22 multi-hit games...Recorded an 11-game hitting streak from May 13-27...Named Midwest League Player of the Week on June 4...Named a Midwest League Mid-season All-Star.
- In first professional season in **2006**, hit .319 with one home run and 11 RBI in 19 games **Rookie-level Arizona League Angels**...Nearly hit for the cycle in his first game, going 3-for-5 with a triple, a double, two RBI on June 22 vs. AZL Cubs...Hit safely in 12 of his 19 games...Batted .340 with one home run and seven RBI in 14 home games.

PERSONAL/MISC:

- Hyun Choi 'Hank' Conger.
- Attended Huntington Beach HS (CA)...Was a 2nd Team High School All-American.
- Named 2010 All-Star Futures Game MVP after catching five innings and connecting for a three-run home run in U.S. Team's 9-1 win at Angel Stadium.
- Originally signed by Angels' scout Bobby DeJardin.

CONGER'S LIFETIME PLAYING RECORD

Year	Club	AVG	G	AB	R	H	2B	3B	HR	RBI	SH	SF	HBP	BB	IBB	SO	SB	CS	GDP	SLG	OBP	E
2006	—Angels (ASL)	.319	19	69	11	22	3	4	1	11	0	0	0	7	0	11	1	0	0	.522	.382	2
2007	—Cedar Rapids	.290	84	290	33	84	20	0	11	48	2	5	2	21	0	48	9	4	9	.472	.336	8
	Angels (ASL)	.267	3	15	2	4	1	0	0	3	0	0	0	0	0	3	0	0	1	.333	.267	0
2008	—Cucamonga	.303	73	294	47	89	20	2	13	75	0	7	3	14	1	55	2	1	3	.517	.333	1
2009	—Arkansas	.295	123	458	61	135	20	3	11	68	3	6	2	55	5	68	4	2	19	.424	.369	14
2010	—Salt Lake	.300	108	387	56	116	26	2	11	49	5	4	1	55	1	58	0	2	5	.463	.385	13
	LAA	.172	13	29	2	5	1	1	0	5	0	0	0	5	0	9	0	0	1	.276	.294	3
MINOR TOTALS		.297	410	1513	210	450	90	11	47	254	10	22	8	152	7	243	16	9	37	.465	.360	38



SCOTT DOWNS

LHP

BATS: LEFT | THROWS: LEFT | HT.: 6-2 | WT. 210

37

OPENING DAY AGE: 35

BORN: March 17, 1976

BIRTHPLACE: Louisville, KY

RESIDES: Lexington, KY

MARRIED: Katie Sisler

CHILDREN: Katherine, Harrison

ACQUIRED: Signed as a free agent, Dec. 10, 2010

SIGNED THRU: 2013

M.L. SERVICE: 8 yrs., 121 days

2010 SEASON:

- In **2010**, compiled a 5-5 record with a 2.64 ERA (61.1 IP - 18 ER) in 67 appearances with **Toronto**...Allowed 47 hits (3 HR) while walking 14 and striking out 48...His 67 appearances were third most on club...Recorded a club-high 26 holds on the season which was good for T-3rd in the AL...On Apr. 18 vs. LAA struck out Juan Rivera to record the 400th strikeout of his Major League career...Had a club-high scoreless streak of 20.1 IP over 21 games from Jun.10-Aug. 10 where he allowed only 11 hits, walking four and striking out 16 over that stretch...Also had a scoreless inning streak of 14.1 IP from Apr. 29-May 24...Limited opposing batters to a .211 (47/223) average, with left handed hitters batting .152 (12/79) and right handed hitters batting .243 (35/144)...Pitched two scoreless innings, May 7, pitching two-or-more innings for the first time since Apr. 18, 2009...Also picked up first win of the season that same day, snapping a three-game losing streak... Ranked T-5th in the AL, allowing only .44 home runs per nine innings (min 60 IP), and over the last four seasons ranks first in the AL with a .49 total (min 220 IP).

MAJOR LEAGUE SUMMARY:

- In **2009**, spent fifth season with the **Blue Jays** posting a 1-3 record with a 3.09 ERA (46.2 IP - 16 ER) in 48 appearances, his lowest total since 2005...Allowed 46 hits (4 HR) while walking 13 and striking out 43...Did not allow a run in 13 of his first 14 outings through May 5...Posted three saves with a 0.59 ERA over that span, holding batters to eight hits and a .143 average in 15.1 innings...Prior to the All-Star break, recorded all nine save opportunities with a 1.91 ERA, while after the break recorded a 4.91 ERA, going 0-for-3 in save situations...Held opposition scoreless in 38 of 48 outings throughout the season...Appeared in 27 games at Rogers Centre, posting six saves and a 2.22 ERA...Held opponents to a .183 avg at home as opposed to .343 avg on the road...In 19 day games, held the opposition to a 2.61 ERA, with only three walks in 20.2 innings... Since moving to bullpen full-time with the Blue Jays in 2006, has posted a 1.47 ERA in 80 day games...Was placed on the disabled list two days after injuring his left big toe running to first after batting in interleague play at PHI June 16...Was activated July 8, before returning to the DL on Aug. 2 after re-aggravating the toe... Returned to active duty Aug. 24, however his season ended prematurely after suffering a hamstring injury Sept. 16 at NYY.
- In **2008**, registered an 0-3 record with five saves and a 1.78 ERA (70.2 IP - 14 ER) in 66 relief appearances with **Toronto**...Was second on the club with 66 appearances and his 1.78 ERA was the lowest on the club...Ranked fifth in the AL with 24 holds...From May 2-June 29 had a string of 26 innings over 26 games without allowing a run, the longest by a Blue Jay in 2008...Also had streaks of 17.2 innings and 11.2 innings without being scored on...Of his 66 games, was scored on in just eight of those outings...Held left-handed hitters to a .194 avg., the lowest mark on the club...Did not appear in a game after re-injuring his right ankle on Sept 13...First suffered the injury on Aug. 13 in DET.
- In **2007**, was 4-2 with one save and a 2.17 ERA (58 IP - 14 ER) in 81 appearances...Was tied for first in the AL and led **Blue Jays** with 81 appearances, setting a new career high... T-4th in the AL with 24 holds...Ranked seventh in the AL among relievers with a 2.17 ERA, his lowest career figure...His .209 opponents average vs. left-handed hitters ranked as the lowest of any AL lefty reliever...June 1-July 17 had a stretch of 22 outings (17.1 IP) without being scored on...Did not allow an earned run in the entire month of April (12 games) and June (13 games)...Was scored upon just once in July (15 games) and once in September (13 games)...His first 15 games of the season were scoreless (9.1 IP)...In 12 games where he tossed more than one inning he did not allow an earned run (20.2 IP).
- In **2006**, was 6-2, with one save and a 4.09 ERA in 59 appearances (five starts) in first full season with **Toronto**... Was 5-1, 2.77 as a reliever (11th in the AL)...Retired 41 of 48 (85%) first batters faced, ranking 5th in the AL...Ranked second in the AL, holding batters to a .134 batting avg. with runners on base,

DOWNS

and third with runners in scoring position at .111 (relief only)...Followed his Apr. 14 start with a relief appearance on Apr. 16 at CWS (2.OIP)...It marked the first time a Blue Jay pitcher started and relieved in the same series since Dave Bush did it back on Aug. 19 (start) & 21 (relief), 2005 at DET... Picked up first career win in a relief appearance, June 6 at BAL...Earned the victory in back-to-back contests (July 15-16 vs. SEA), becoming the first Blue Jay to win in back-to-back games since Brian Bowles in 2002...Appeared in his 100th career game Aug. 2 at NYY...Recorded his 200th career strikeout, June 6 at BAL.

- In **2005**, started the season with **Syracuse** (AAA)...Had his contract purchased on May 12... Made his **Blue Jays** debut and the first relief appearance of his career on May 13 at CLE (2 H, ER, HR)... Picked up first win as a Blue Jay, August 11 vs. DET and first ML win since Sept. 8, 2004 at CHC (as a member of the Montreal Expos)...Set a new career high with 11 strikeouts, September 2 vs. TB...The 11 strikeouts were the most by a Blue Jay in one game and tied for second all time by a Blue Jays LHP...Led the team with 28 strikeouts in September...Ranked first among Blue Jays starters in strikeouts per nine innings (7.18).
- In **2004**, had contract purchased by **Montreal**, June 25...After four starts was optioned back to Edmonton, July 21...Allowed only one unearned run in seven innings to earn the win, July 11 vs. PIT in Puerto Rico... The win was his first at the big league level since pitching for CHI on July 17, 2000 at KC...Scattered five hits and a walk en route to his first career shutout as the Expos blanked CHL, 6-0, Sept. 8 at Wrigley Field... Downs faced the minimum until Aramis Ramirez singled with two outs in the eighth... Was the first Expos left-handed starter to toss a shutout since Carlos Perez turned the trick on Sept. 3, 1997 in a 1-0 victory vs. BOS...Was named Pacific Coast League Pitcher of the Year...Also garnered a spot on the post-season All-PCL Team as a left-handed starter...Was selected to pitch in July 14 Triple-A All-Star Game in Pawtucket, but did not attend, as he was pitching in the big leagues...With Edmonton he went 4-0 with a stellar 0.62 ERA (2 ER/29.0 IP) in four starts for the Trappers in June to earn his first big league promotion since 2003...After three weeks with the Expos, was optioned to Edmonton on July 21... Tossed a no-hitter on June 11, 2004 vs. the Las Vegas 51s (7 IP, 1 BB, 3 SO).
- In **2003**, was recalled by the **Expos** on Aug. 8...Optioned back to the Trappers on Aug. 20...Pitched in only one game for the Expos, but returned to the big leagues for the first time since the 2000 campaign.
- In **2002**, experienced a delay in starting season as he continued his recovery from left elbow ligament reconstruction in 2001... Was placed on the 60-day disabled list March 27 for rehabilitation purposes... Began an injury rehabilitation assignment with Brevard County (A) May 16...Had his injury rehabilitation assignment transferred to **Ottawa** (AAA) June 1 and reinstated from the 60-day DL June 10, while being optioned to Ottawa...Was placed on seven-day disabled list, Aug. 4 with a right oblique muscle strain... Would not pitch for the remainder of the season.
- In **2001**, was sidelined the entire season due to injury...Was placed on the 15-day disabled list, March 23 and transferred to the 60-day DL, March 31...Underwent elbow ligament reconstruction by Dr. James Andrews in Birmingham, Alabama...Spent the summer in rehabilitation at the Expos complex in Jupiter, FL.
- In **2000**, made Major League debut with **Cubs**, April 9 at CIN...His first strikeout victim was Barry Larkin in the first inning...On April 15 vs. FLA at Wrigley Field, picked up his first ML win in a 4-2 decision...In the process, became the first left-handed starting pitcher from the Cubs' farm system to earn a win for the club since Jamie Moyer's nine-win season in 1988...Collected first ML hit on April 25 at HOU (single off Shane Reynolds).

MINOR LEAGUE SUMMARY:

- In **1999**, saw action with four minor league clubs and went 13-2 with a 2.35 ERA in 28 games...Opened the year with Minnesota's **New Britain** (AA) affiliate and had no record in six games (three starts)...After being reacquired by the Cubs' organization on May 21, he went to **Daytona Beach** (A) and was 5-0 with a 1.88 ERA in seven starts...Was promoted to **West Tennessee** (AA) on June 29, going 8-1 with a 1.35 ERA in 13 games...Was an honorable mention selection to Baseball Weekly's minor league All-Star team.
- In **1998**, spent the 1998 season at **Daytona**, starting 27 games and going 8-9 with a 3.90 ERA (161.2 IP - 70 ER).
- In **1997**, made 10 starts during his first pro campaign, seeing action at both **Williamsport** (A) and **Rockford** (A), posting a combined 3-2 record with a 1.83 ERA (59 IP - 12 ER).

PERSONAL/MISC:

- Scott Jeremy Downs.
- Graduated in 1994 from Pleasure Ridge Park High School (KY) where he was selected as Kentucky's Mr. Baseball.
- Pitched collegiately at the University of Kentucky... Was named to *Baseball America's* freshman All-America team in 1995...In 1997, was a *Baseball America* pre-season All-America and an All-Southeastern Conference first-team selection.

40-MAN ROSTER



DOWNS' LIFETIME PITCHING RECORD

Year	Club	W-L	ERA	G	GS	CG	GF	SHO	SV	IP	H	R	ER	HR	HB	BB	IBB	SO	WP	BK	BA
1997	—Williamsport	0-2	2.74	5	5	0	0	0	0	23	15	11	7	0	0	7	0	28	0	2	.181
	Rockford	3-0	1.25	5	5	0	0	0	0	36	17	5	5	1	1	8	0	43	2	2	.144
1998	—Daytona	8-9	3.90	27	27	2	0	0	0	161.2	179	83	70	12	4	55	0	117	12	4	.280
1999	—West Tenn.	8-1	1.35	13	12	1	0	0	0	80	56	13	12	2	1	28	0	101	1	0	.194
	New Britain	0-0	8.69	6	3	0	1	0	0	19.2	33	21	19	5	1	10	1	22	0	0	.375
	Fort Meyers	0-1	0.00	2	2	0	0	0	0	9.2	7	3	0	0	0	6	0	9	2	0	.184
	Daytona	5-0	1.88	7	7	1	0	1	0	48	41	12	10	2	1	11	0	41	3	1	.237
2000	—Chicago (NL)	4-3	5.17	18	18	0	0	0	0	94	117	59	54	13	5	37	1	63	1	0	.310
	Montreal	0-0	9.00	1	1	0	0	0	0	3	5	3	3	0	0	3	0	0	0	0	.385
2001	—Montreal									Injured—Did Not Play											
2002	—Brevard Cty.	0-0	3.00	7	0	0	2	0	1	9	7	3	3	0	0	2	0	7	0	0	.206
	Ottawa	2-1	5.79	17	0	0	1	2	0	23.1	31	21	15	6	2	3	0	15	0	1	.320
2003	—Edmonton	8-9	4.29	21	21	3	0	0	0	121.2	119	67	58	13	1	39	0	54	1	0	.263
	Montreal	0-1	15.00	1	1	0	0	0	0	3	5	5	5	2	0	3	2	4	0	1	.357
2004	—Edmonton	10-6	3.52	22	22	2	0	2	0	135.1	143	57	53	16	3	26	0	67	1	1	.277
	Montreal	3-6	5.14	12	12	1	0	1	0	63	79	47	36	9	3	23	2	38	2	0	.310
2005	—Toronto	4-3	4.31	26	13	0	0	0	0	94	93	49	45	12	5	34	0	75	3	0	.253
	Syracuse	2-3	4.81	7	7	0	0	0	0	39.1	45	21	21	5	0	3	0	35	0	0	.285
2006	—Toronto	6-2	4.09	59	5	0	13	0	1	77	73	38	35	9	2	30	6	61	7	0	.249
2007	—Toronto	4-2	2.17	81	0	0	13	0	1	58	47	15	14	3	1	24	3	57	2	1	.223
2008	—Toronto	0-3	1.78	66	0	0	14	0	5	70.2	54	15	14	3	4	27	7	57	3	0	.213
2009	—Toronto	1-3	3.09	48	0	0	24	0	9	46.2	46	18	16	4	2	13	1	43	1	0	.251
	Dunedin	0-0	3.86	3	2	0	1	0	0	2.1	3	1	1	0	1	1	0	2	0	0	.300
2010	—Toronto	5-5	2.64	67	0	0	14	0	0	61.1	47	19	18	3	4	14	3	48	1	0	.211
MINOR TOTALS		46-32	3.48	142	113	9	5	5	1	709	696	318	274	62	15	199	1	541	22	11	.258
MAJORS TOTALS		27-28	3.79	379	50	1	78	1	16	570.2	566	268	240	58	26	208	25	446	20	2	.258

Disabling Injuries: 2000 — Sprained ulnar collateral ligament in left elbow; disabled August 9-remainder of season.
 2001 — Sprained ulnar collateral ligament in left elbow; disabled March 23-remainder of season.
 2002 — Left elbow; disabled March 27-June 10.
 Right oblique muscle strain; disabled August 4-September 3.
 2003 — Right oblique muscle strain; disabled June 18-July 13.
 2008 — Sprained right ankle; disabled Sept. 26, 2008-remainder of the season.
 2009 — Left big toe sprain; disabled June 17-July 8.
 Re-aggravate left big toe sprain; disabled August 2-24. Included rehabilitation assignment at Dunedin (A) August 7-22.

HAREN



DAN HAREN

RHP

BATS: RIGHT | **THROWS:** RIGHT | **HT.:** 6-5 | **WT.** 215

24

OPENING DAY AGE: 30

BORN: Sept. 17, 1980

BIRTHPLACE: Monterey Park, CA

RESIDES: Scottsdale, AZ

MARRIED: Jessica, Nov. 2006

CHILDREN: Rhett and Ella

ACQUIRED: From Arizona in exchange for LHP Joe Saunders, RHP

Rafael Rodriguez, LHP Patrick Corbin and LHP Tyler Skaggs

SIGNED THRU: 2012

M.L. SERVICE: 6 years, 154 days

2010 SEASON:

■ Acquired by Angels, July 25 in exchange for LHP Joe Saunders, RHP Rafael Rodriguez, LHP Patrick Corbin and LHP Tyler Skaggs...With Angels was 5-4 with a 2.87 ERA (94.0 IP - 30 ER) in 14 starts...For the season, finished 12-12 overall with two complete games and a 3.91 ERA (235 IP - 102 ER) in 35 starts between the **Diamondbacks** and Angels...Set career-highs in starts and innings pitched, notching his sixth consecutive season with 30-or-more starts and 215-plus innings pitched (see box right)...Finished season tied for Majors lead with 35 starts and ranked seventh in strikeouts, tied for fourth in innings pitched, third in hits allowed and fifth in home runs allowed...Made Angels debut, July 26 vs. Boston, taking the loss in a 6-3 contest (4.2 IP, 7 H, 2 R, 2 ER, 8 SO, 1 HR)...Earned first victory as a Halo, August 10 vs. Kansas City (7 IP, 5 H, 1 R, 1 ER, 1 BB, 3 SO)...Tossed six innings-or-more in 13 of 14 starts with Halos, including a streak of 13 straight to finish the season...Allowed two earned runs-or-less in 10 of 14 starts with Angels...Posted a 4-0 record with a 1.70 ERA (53 IP - 10 ER) in final eight starts while striking out 48 batters...Halos supported Haren with three runs-or-less in nine of his 14 starts with the club...Since 2005, his six consecutive seasons of 215-plus innings pitched is the longest active streak in the Majors, ranking first during that span with 137 quality starts.

WORKHORSE

Since 2005, Haren has put together six consecutive seasons with 215+ innings pitched, the longest active streak in the Majors. During that time, he also ranks first with 137 quality starts.



POST-SEASON EXPERIENCE:

- Made two postseason starts with **Oakland** in 2006 and was 1-0 with a 4.09 ERA...Tossed six innings, allowing two runs off nine hits with a walk and two strikeouts to earn the victory in the ALDS clincher in Game 3 vs. Minnesota... Received a no-decision in the final game of the ALCS, tossing five innings, allowing three runs off seven hits with two walks and seven strikeouts in the A's 6-3 loss in Game 4 at Detroit...In 2004, appeared in five postseason games for **St. Louis**, all in relief, and compiled a 2.16 ERA...Earned the win in Game 2 of the NLDS vs. Dodgers, an 8-3 Cardinals win (2 IP, 1 H, 1 BB, 3 K)...Tossed 4.2 scoreless innings in four World Series outings vs. Red Sox.

CAREER NOTES:

- Three-time All-Star (2007, '08, '09)...His six consecutive seasons with 215-plus innings pitched are the longest active streaks in Majors...Among all pitchers since 2005, ranks first with 203 games started, first with 137 quality starts, second with 1343 innings pitched and third with 1,176 strikeouts...Has led the league in starts in three of the last five seasons.

MAJOR LEAGUE SUMMARY:

- In **2009**, went 14-10 with a 3.14 ERA (229.1 IP - 80 ER) in 33 starts with **Arizona** as he set career-highs in innings pitched and strikeouts (223) and career-lows with 192 hits allowed and 38 walks issued (min. 30 starts) while his 3.14 ERA was the second-lowest of his career...Surpassed 200 strikeouts for second time in career, marking ninth 200-plus strikeout season in D-backs history (also Randy Johnson, 1999-2002 and 2004; Curt Schilling, 2001-02)...Fifth consecutive season of 215-plus innings pitched, the longest active streak in the Majors...Among NL hurlers, Haren finished first with a 5.87 strikeout-to-walk ratio; second with 229.1 innings pitched and a 1.49 walks per 9.0 innings ratio; third with 223 strikeouts; tied for fourth with 24 quality starts and sixth with a .224 opponents average...Rated by *Baseball America* as having the best control and as the third-best pitcher in the NL...Hit .247 at the plate (18/73) with six runs scored, five doubles, a homer and 10 RBI...Had two multi-hit games, including a career-high-tying three hits on June 2 @ Dodgers...Pitched at least 8.0 innings and allowed one run-or-less in five outings, going 5-0 with a 0.86 ERA (42 IP - 4 ER) with nine walks and 44 strikeouts in those games...Went 0-3 with a 1.89 ERA in his first three starts, becoming the second pitcher since 1983 to lose his first three starts and have an ERA below 2.00, joining Juan Cruz, who was 0-3 with a 1.80 ERA for the Cubs in 2002...Posted a 1.54 ERA in April, the third best ERA in April in franchise history behind Randy Johnson's 0.91 ERA in 2000 and 1.37 ERA in 2002...Had back-to-back double-digit strikeout games for the first time in his career with 10 strikeouts on April 27 vs. Cubs and a season-high 11 strikeouts on May 2 at Brewers...Tossed 10 straight quality starts, May 28-July 18, going 7-1 with a 1.44 ERA (75 IP - 12 ER)...Tossed his first career two-hit, complete game in an 8-1 win, June 12 vs. Astros, the 21st two-hitter in franchise history...Hit his first career home run on June 30 @ Reds, the latter of back-to-back home runs with Miguel Montero in the sixth inning, the first consecutive blasts by a catcher and pitcher since the Braves' Brian McCann and Jorge Sosa in 2006...Went 4-0 with a 0.90 ERA (3 ER in 30 IP) during a four-game win streak from June 30-July 18...Tossed second career complete-game shutout, 8-0, July 10 vs. Marlins, allowing four hits and striking out 10...His nine wins and 2.01 ERA at the All-Star break marked the first time that a NL pitcher had at least nine wins and an ERA that low at the break since 2000, when Randy Johnson (14 wins, 1.80 ERA) and Danny Graves (9 wins, 1.99 ERA) did it...Became the first pitcher in Major League history to reach the All-Star break leading the Majors in ERA (2.01), strikeout to walk ratio (8.1), WHIP (0.81) and opponents' on-base percentage (.219)...Named to his second NL All-Star team for the D-backs, his third straight trip to the Midsummer Classic, and tossed a scoreless fourth inning with one hit allowed.
- In **2008**, compiled a 16-8 record with one shutout and a 3.33 ERA (216 IP - 80 ER) in 33 starts with **Arizona**...Posted career-highs with 16 wins and 206 strikeouts in his first season with the D-backs...Led the NL in strikeout to walk ratio (5.15), was second in strikeouts and walks per nine innings (1.67), sixth in innings pitched and tied for seventh in wins...His 23 quality starts ranked fourth among NL pitchers...Was selected to his second consecutive All-Star Game...Allowed two hits, a walk and struck out two in two innings in the game at Yankee Stadium...Rated by *Baseball America* as having the best control among NL pitchers...Earned NL Pitcher of the Month honors in June, going 3-0 with a league-best 1.32 ERA (41 IP - 6 ER) and 36 strikeouts in six starts...Earned his first win as a D-back in the club's home opener on April 7 vs. Dodgers...Went on to win his next two starts to give him a 3-0 record in his first 4 games with the D-backs...Was unbeaten in interleague play for the second consecutive season after going 3-0 with a 1.71 ERA (21 IP - 4 ER)...Was 4-0 with a 2.25 ERA (28 IP - 7 ER) against NL opponents with the A's in 2007...Tied a career-best with 12 strikeouts while earning first career shutout, Sept. 16 vs. San Francisco...Sixth career complete game and first since July 31, 2006 at Angels...Joined Randy Johnson (six times) and Curt Schilling (twice) as the only Arizona pitchers to strike out at least a dozen batters in a shutout...Struck out the Rockies' Seth Smith in the second inning, Sept. 26 at Arizona to reach the 200-strikeout plateau for the first time in his career and become only the third D-backs player to accomplish the feat...Hit .211 at the plate (16/76) with eight runs scored, seven doubles and six RBI, including a game-winning RBI...Had three multi-hit games, including a career-best three hits with a run scored and RBI, Sept. 21 at Rockies.
- In **2007**, posted a 15-9 record with a 3.07 ERA (222.2 IP - 76 ER) in 34 starts with **Oakland** while walking 55 batters and striking out 192...Tied for the AL-lead in games started, ranked third in ERA, fifth in innings pitched, eighth in strikeouts and had the eighth-best strikeout to walk ratio (3.49)...Allowed a .181 average with runners in scoring position, which was the lowest mark in the AL and second-lowest in the Majors (Atlanta's John Smoltz, .178)...Was 10-3 with a 2.30 ERA (129.1 IP - 33 ER) in 19 starts before the All-Star Break and 5-6 with a 4.15 ERA (93.1 IP - 43 ER) in 15 starts after the break...Led the AL in ERA at the break and tied for fourth in wins...Named to his first All-

"DURABLE DAN"

MOST STARTS SINCE 2005

Dan Haren 203
Derek Lowe202
Bronson Arroyo201
Barry Zito200
Livan Hernandez197

ESPN.com

40-MAN ROSTER



Star team and started for the AL to become the sixth Oakland pitcher to start an All-Star game (Vida Blue 1971 and 1975, Catfish Hunter 1973, Dave Stewart 1989, Bob Welch 1990, Mark Mulder 2004)...Received a no-decision, tossing two innings, allowing one run off two hits with a walk and two strikeouts in the AL's 5-4 win in San Francisco...Went 3-2 with a 1.60 ERA (39.1 IP - 7 ER) in six starts in April and 3-0 with a 1.67 ERA (43 IP - 8 ER) in six starts in May...Led the AL in ERA in both April and May and was named AL Pitcher of the Month in May, his first such award...Was 4-0 with a 2.25 ERA (28 IP - 7 ER) in four interleague starts and tied for the interleague lead in wins with Detroit's Justin Verlander...Made first career Opening Day start, April 2 at Seattle, taking the loss (4-0)...Compiled a career-high 10-game winning streak over a 15-start stretch from April 18-July 1...had a 2.23 ERA during the streak, which was the longest in the Majors in 2007...Posted a streak of five consecutive starts from May 14-June 4 where he tossed seven innings-or-more and allowed four or fewer hits...Was the first pitcher in Athletics history to accomplish the feat...Made his 100th career start on June 4 vs. Red Sox...Traded, Dec. 14 to the Arizona Diamondbacks with RHP Connor Robertson in exchange for LHP Brett Anderson, INF Chris Carter, OF Aaron Cunningham, LHP Dana Eveland, OF Carlos Gonzalez and LHP Greg Smith.

DID YOU KNOW?
Since Dan Haren became a full-time starting pitcher in 2005, he has yet to miss a start. In the span, Haren has made 203 consecutive starts.

- In **2006**, compiled a 14-13 record with two complete games and a 4.12 ERA (223 IP - 102 ER) in 34 starts with 176 strikeouts and 45 walks...In second full season and second with **Oakland**, tied for the AL lead in games started, ranked second in innings pitched and tied for sixth in strikeouts, complete games, losses and hit batters...Had a .301 opponents on-base percentage, which was fifth-lowest in the AL...With his 176 strikeouts, he had a strikeout to walk ratio of 3.91 (45 walks), which was fourth-best in the AL...Also set an Athletics franchise record, breaking the 102-year old mark of 3.84 set by Rube Waddell in 1904 (349 strikeouts, 91 walks)...Went six consecutive starts from May 19-June 14 without allowing a home run, the longest streak of his career...Had a career-high 19 inning scoreless streak from May 14-24...Allowed nine runs in 5.2 innings on Aug. 21 at Blue Jays and picked up the win in the A's 12-10 victory...The nine runs set an Oakland record for most runs allowed by a pitcher in a game in which he won...Eight of the runs came in the first two innings and, according to the Elias Sports Bureau, he became the first pitcher in AL history to win a game in which he allowed eight runs over the first two innings...He was the first Major League pitcher to do that since Rube Marquard of the New York Giants did it on May 14, 1913 against the Chicago Cubs...Struck out a career-high 12 batters in just seven innings in a 3-0 loss, Aug. 27 at Texas, the first 10-strikeout game of his career.
- In **2005**, spent first season with **Oakland**, registering a 14-12 record with three complete games and a 3.73 ERA (217 IP - 90 ER) in 34 starts...Tied for the A's team lead in wins...His 34 starts tied for third-most in the AL and he led the A's and tied for fourth in the AL in complete games (3)...Also ranked sixth in the AL in strikeouts (163) and ninth in innings pitched (217)...The A's were 21-13 in his starting assignments...Put together a nine-game winning streak, May 31-Aug. 7 which tied for the second-longest winning streak in the AL in 2005...Posted a 3.60 ERA during the winning streak which spanned 14 starts...The A's won all five of his no-decisions during the streak and he tied a club record with 14 consecutive starts in an A's victory...Doubled in the fifth inning, May 21 at SF to snap an 0-for-29 streak dating back to July 30, 2003 at Montreal...Had a streak of 26.1 consecutive innings (97 batters faced) without a walk, May 21-June 10 which was the third-longest such streak by a starter in club history...Had two RBI, June 10 at Atlanta to become the first A's pitcher to drive in more than one run in a game since Rollie Fingers had two, June 27, 1972 at Texas...Tossed second career complete game in the A's 6-3 win, June 25 vs. Giants...Was 5-0 with a 3.09 ERA in six starts in June...Had his winning streak snapped when tossed his third career complete game, a three-hitter in the A's 1-0 loss, Aug. 12 vs. Twins.
- In **2004**, split time between triple-A **Memphis** and **St. Louis**...Posted an 11-4 record with a 4.15 ERA (128 IP - 59 ER) in 21 starts with Memphis...Led the Pacific Coast League with 150 strikeouts and finished 10th in ERA...Named the starter for the PCL in the Triple-A All-Star Game on July 14...Retired six of seven batters faced with sole baserunner reaching on a two-base error...Was named the PCL All-Star Player of the Game...As a hitter, he batted .385 with 4 doubles, 4 home runs and 8 RBI...With St. Louis, made nine relief appearances and five starts...Went 2-2 with a 6.04 ERA in four starts and 1-1 with a 2.61 ERA in relief...His first appearance in St. Louis was a start on June 10 at Cubs...Suffered the loss, allowing 10 runs on 10 hits in 3.2 innings while walking three...Traded to Oakland, Dec. 18 along with Daric Barton and Kiko Calero in exchange for Mark Mulder.
- In **2003**, began the season at double-A **Tennessee** and was named the organization's Pitcher of the Month for April, after going 4-0 with 1.09 ERA...Fanned a season-high 11 batters in his final Double-A start, May 13 at Huntsville...Went 6-0 with an 0.82 ERA (55 IP - 5 ER) in eight starts before joining triple-A **Memphis**...Made eight starts at Memphis, posting a 2-1 record and a 4.93 ERA (45.2 IP - 25 ER) before being promoted to **St. Louis**...Prior to big league promotion, was selected to play for Team USA in the All-Star Futures Game...Made big league debut, June 30 vs. Giants and suffered a 5-1 loss (6 IP, 7 H, 4 R, 2 ER)...Notched first Major League win, July 19 at Los Angeles, tossing six innings, allowing one run off six hits to defeat the Dodgers, 3-1.
- In **2002**, split the season between **Peoria** and **Potomac**, posting a combined 10-9 record with a 2.74 ERA (193.2 IP - 59 ER)...Struck out a season-high 10 batters in six innings in a loss at Kinston, July 24...Tossed a season-high eight innings in back-to-back starts, June 26 vs. Frederick Keyes and July 1 at Kinston...Went 5-0 with a 1.24 ERA on the road...Allowed just a .171 batting average to lefties.
- In **2001**, registered a 3-3 record with a 3.10 ERA (52.1 IP - 18 ER) in 12 appearances, eight starts, for **New Jersey**...Earned first and only minor league save on July 15 vs. Lowell (4.0 IP, 1 R, 3 K)...Picked up his first minor league win in relief on July 25 at Williamsport, tossing three scoreless innings...Allowed just three earned runs (four total) over final four starts of the season (1.23 ERA)...Allowed opponents just a .186 batting average as a reliever.

HAREN





40-MAN ROSTER

PERSONAL/MISC:

- Daniel John Haren.
- Originally drafted by the St. Louis Cardinals in the second round of the 2001 First Year Player Draft.
- Attended Bishop Amat HS (La Puente, CA)...Earned all-league and all-valley honors and participated in Area Code games with the Dodgers.
- Attended Pepperdine University where he was named All-American, West Coast Conference Player of the Year, and All-WCC in 2001, helping Pepperdine to an NCAA regional berth as a pitcher and designated hitter...Tossed a complete game shutout in 2001 NCAA regionals.

HAREN'S LIFETIME PITCHING RECORD

Year	Club	W-L	ERA	G	GS	CG	GF	SHO	SV	IP	H	R	ER	HR	HB	BB	IBB	SO	WP	BK	BA
2001	New Jersey	3-3	3.10	12	8	0	1	0	1	52.1	47	22	18	6	5	8	0	57	1	0	.239
2002	Peoria	7-3	1.95	14	14	1	0	0	0	101.2	89	32	22	6	2	12	2	89	4	2	.234
	Potomac	3-6	3.62	14	14	1	0	0	0	92	90	43	37	8	3	19	0	82	2	1	.252
2003	Tennessee	6-0	0.82	8	8	0	0	0	0	55	36	8	5	2	1	6	2	49	1	0	.181
	Memphis	2-1	4.93	8	8	0	0	0	0	45.2	50	25	25	6	4	8	1	35	1	1	.272
	St. Louis	3-7	5.08	14	14	0	0	0	0	72.2	84	44	41	9	5	22	0	43	3	0	.293
2004	Memphis	11-4	4.15	21	21	0	0	0	0	128	137	60	59	19	3	33	1	150	2	0	.275
	St. Louis	3-3	4.50	14	5	0	2	0	0	46.0	45	23	23	4	2	17	2	32	1	0	.265
2005	Oakland	14-12	3.73	34	34	3	0	0	0	217.0	212	101	90	26	6	53	5	163	6	0	.255
2006	Oakland	14-13	4.12	34	34★	2	0	0	0	223.0	224	109	102	31	10	45	6	176	10	0	.258
2007	Oakland	15-9	3.07	34	34★	0	0	0	0	222.2	214	91	76	24	3	55	1	192	10	0	.247
2008	Arizona	16-8	3.33	33	33	1	0	1	0	216.0	204	86	80	19	6	40	4	206	11	0	.247
2009	Arizona	14-10	3.14	33	33	3	0	1	0	229.1	192	83	80	27	4	38	2	223	13	0	.224
2010	Arizona	7-8	4.60	21	21	1	0	0	0	141.0	161	79	72	23	3	29	4	141	8	1	.285
	LAA	5-4	2.87	14	14	1	0	0	0	94.0	84	31	30	8	2	25	2	75	4	1	.237
A.L. TOTALS		48-38	3.54	116	116	6	0	0	0	756.2	734	332	298	89	21	178	14	606	30	1	.251
N.L. TOTALS		43-36	3.78	115	106	5	2	2	0	705.0	686	315	296	82	20	146	12	645	36	1	.250
MAJOR TOTALS		91-74	3.66	231	222	11	2	2	0	1461.2	1420	647	594	171	41	324	26	1251	66	2	.253
MINOR TOTALS		32-17	3.15	77	73	2	1	0	1	474.2	448	190	166	47	18	86		462	11	4	.247

★ led or tied for league lead

ALL-STAR GAME RECORD

Year	Club, Site	W-L	ERA	G	GS	CG	SHO	SV	IP	H	R	ER	BB	SO
2007	A.L., S.F.	0-0	4.50	1	1	0	0	0	2	2	1	1	1	2
2008	N.L., N.Y.	0-0	0.00	1	0	0	0	0	2	2	0	0	1	2
2009	N.L., StL.	0-0	0.00	1	0	0	0	0	1	1	0	0	0	0

DIVISION SERIES TOTALS

Year	Club, Opp.	W-L	ERA	G	GS	CG	SHO	SV	IP	H	R	ER	BB	SO
2004	StL., LAD	1-0	0.00	1	0	0	0	0	2	1	0	0	1	3
2006	Oak., Minn.	1-0	3.00	1	1	0	0	0	6	9	2	2	1	2

LEAGUE CHAMPIONSHIP SERIES TOTALS

Year	Club, Opp.	W-L	ERA	G	GS	CG	SHO	SV	IP	H	R	ER	BB	SO
2004	StL., Hou.	0-0	10.80	2	0	0	0	0	1.2	3	2	2	0	2
2006	Oak., Det.	0-0	5.40	1	1	0	0	0	5.0	7	3	3	2	7

WORLD SERIES TOTALS

Year	Club, Opp.	W-L	ERA	G	GS	CG	SHO	SV	IP	H	R	ER	BB	SO
2004	StL., Bos.	0-0	0.00	2	0	0	0	0	4.2	4	0	0	3	2

CAREER FIELDING

POS	PCT	G	PO	A	E	TC	DP
P	.975	231	100	137	6	243	12

HAREN'S BESTS

	Season	Game
Wins	16 — 2008	SO 12 — Twice, last, Sept. 16, 2008 vs. S.F.
Losses	13 — 2006	BB 5 — Twice, last, June 24, 2006 at S.F.
ERA	3.07 — 2007	IP 9 — 11 times, last, July 31, 2010 vs. Tex.
IP	235 — 2010	H 12 — 3 times, last, Sept. 12, 2007 at Sea.
SO	223 — 2009	R 10 — June 10, 2004 at CHC
Win Streak	10 — 4/28/07 - 7/1/07	





TORII HUNTER

OF

BATS: RIGHT | THROWS: RIGHT | HT.: 6-2 | WT. 225

48

OPENING DAY AGE: 35

BORN: July 18, 1975

BIRTHPLACE: Pine Bluff, AR

RESIDES: Prosper, TX

MARRIED: Katrina Hall, Nov. 22, 1996

CHILDREN: Cameron, Darius, Torii Jr., Monshadrik

ACQUIRED: Signed as Major League free agent, Nov. 21, 2007

SIGNED THRU: 2012

M.L. SERVICE: 11 yrs., 135 days

2010 SEASON:

- Spent third season with **Angels**...Batted .281 (161/573) with 76 runs, 36 doubles, 23 home runs and 90 RBI in 152 games...Named 2010 Team MVP as voted by teammates...Led club with .281 avg., 266 total bases and 90 RBI...Ranked second with 23 HRs...Led Angels with 36 two-out RBI...Set career-high with 61 walks...Reached base safely in 124 of 152 games...Named to fourth All-Star Team, second consecutive honor with Angels...First back-to-back honors of career...Batted .311 (90/289) on road compared to .250 (71/284) at home...Hit .298 with 15 HRs and 62 RBI in 86 games before the All-Star Break (.261, 8 HRs, 28 RBI in 66 games after)...48 of last 51 starts came as RF (3 as DH)...Started in right field Aug. 3 at Baltimore, first start in a corner outfield position since Oct. 3, 1999 when he started in left field at White Sox...Had streak of consecutive Rawlings Gold Gloves snapped at nine...Homered in consecutive games seven times in 2010...Connected for two HRs July 4th (13th career multi-HR game) and tied career-high with seven RBI...Hit 250th career HR July 9th at Oakland...Was 6-for-6 with 14 RBI with bases loaded...Served four-game suspension Aug. 7-10...Suspension issued by MLB for his actions after being ejected by Ron Kulpa in Aug. 6 game at Detroit...Had season-high 10-game hit streak May 15-24...Scored a run in nine consecutive games May 15-23...Homered in three straight games (May 17-19) for first time since doing so in a career-best four straight games, Aug. 23-26, 2006 (2 at Bal. & 2 at CWS)...Walk-off RBI single in 11th inning Sept. 29 vs. Oakland.

CAREER HIGHLIGHTS:

- Has reached 20 home runs in nine of last 10 seasons...Since 2007, his .996 fielding pct. is tied for MLB lead among outfielders (min. 350 games played)...Has committed just four errors in his last 424 games entering 2011...A nine-time consecutive Rawlings Gold Glove winner (2001-09) and four-time All Star (2002, 2007, 2009 & 2010)...Has robbed approximately 36 home runs in his career...Captured first Louisville Silver Slugger Award in 2009...Fourth Angel outfielder to win consecutive Gold Gloves, joining Gary Pettis (1985-86), Devon White (1988-89) and Jim Edmonds (1997-98)...Named to Twins' All-Time Metrodome Team...Selected by fans to his first All-Star Game in 2002 in Milwaukee, becoming first Twin since Kirby Puckett in 1995 to start an All-Star game...Robbed Barry Bonds of a home run with a leaping catch against the wall in the first inning...Catch was later chosen as 'Best Defensive Play of the Year' by the fans...Also voted baseball's 'Best Defensive Player Award' for 2002 by the fans...Won Twins' Calvin R. Griffith Award as team Most Valuable Player for 2002...Has seven walk-off hits/RBI in career (3 HR).

**MOST GOLD GLOVES
BY AMERICAN LEAGUE
OUTFIELDERS**

Ken Griffey, Jr.	10
Al Kaline	10
Ichiro Suzuki.	10
Torii Hunter	9
Paul Blair	8
Dwight Evans.	8
Devon White	7
Carl Yastrzemski.	7

POST-SEASON EXPERIENCE:

- Has a career Division Series average of .333 (30/90) with four home runs and 16 RBI in 23 games...In **2009**, played in all nine post-season games, batting .273 (9/33) with two doubles, one home run, four runs scored and five RBI...Hit three-run HR in Game 1 of Division Series vs. Boston...In **2008**, was one of Angels' top performers as he batted .389 (7/18) with five RBI in four games of Division Series vs. Boston...Drove in five of Angels' 13 runs in series...Had clutch 2-out, 2-run game-tying single in 8th inning of Game 4 at Fenway Park...In **2006** against Oakland in the Division Series, batted .273 (3/11) with one home run and two RBI...In **2004**, was one of Twins' top performers in DS vs. Yankees as he hit .353 (6/17) with five runs scored, one home run and two RBI...In **2003** vs. Yankees in Division Series, hit .429 (6/14) with a triple, a home run and two RBI...In **2002**, made post-season debut in Division Series vs. Oakland and hit .300 (6/20) with two RBI in the five-game series...Struggled in the ALCS vs. Angels, hitting .167 (3/18) with two doubles in the five-game series.

MAJOR LEAGUE SUMMARY:

- In second season with **Angels** in **2009**, batted a career-best .299 and was named to third All-Star squad...Was on par for career-bests in home runs and RBI before a strained right groin shelved him for 32 games (7/10-8/16)...Despite injury, logged 22 HRs and 90 RBI in 119 games...Committed first error in centerfield (Sept. 18th at Tex.) since Aug. 31, 2007 vs. KC (1st game of DH), snapped a streak of 265 consecutive errorless games (was longest active streak among outfielders)...

40-MAN ROSTER

Leaping, over-the-wall catch in 9th inning May 10th preserved Angels' 1-0 win over Royals...Reached base safely in every game with an at-bat but eight...Led Halos with 15 game-winning RBI and hit .312 with RISP...Hit .313 (42/134) with 6 HRs and 24 RBI in 7th inning or later...Connected for a career-best three home runs (all solo) June 13th vs. SD...Became 11th Angel (12th time) to hit three in a game...Hit eight home runs in April, one home run shy of his career-best in a month and one short of club record for April (B. Downing, nine in April, 1987).

- In **2008**, helped guide **Angels** to fourth division crown in five seasons and 100 wins in his first campaign with the club... Received 8th consecutive Rawlings Gold Glove as he did not commit an error in 137 games in centerfield (354 total chances)...Tied for club-lead with 85 runs...Led Angels with 37 doubles and ranked second to V. Guerrero (61 & 282) with 60 extra-bases hits and 257 total bases...Posted third multi-HR game of season July 26 at Baltimore with a season-high four runs scored and five RBI...First of two home runs July 7 at Texas reached second deck marking third opposing player to do so (Mark McGwire-1997 & Evan Longoria-2008)...Connected for walk-off grand slam in 9th on April 7 vs. Cleveland, the third walk-off HR of his career...Just seventh walk-off slam by an Angel...Tied club-record with three doubles, April 18 vs. Seattle...Second time in his career with three doubles in a game (also July 8, 2001 vs. Cincinnati)...Handed down two-game suspension and fined by MLB Sept. 10 (Served suspension Sept. 10-11)...Ejected from game in 6th inning Sept. 8 vs. New York after disagreement at home plate with Ivan Rodriguez (first ejection as an Angel)...Placed on bereavement list July 22 to be with his ailing grandmother (Edna Cobbs) in Pine Bluff, AR...Was fifth different Opening Day (March 31 at Minnesota) starting centerfielder for Angels in as many seasons...Signed five-year deal with Angels, Nov. 21, 2007.
- In **2007**, took home his seventh consecutive Rawlings Gold Glove Award, passing Kirby Puckett for most ever by a Twins' outfielder...Appeared in career-high 160 games with **Twins** and posted career-best 107 RBI...Posted .995 fielding percentage (2 E, 394 TC)...Tied for A.L. lead in grand slams (three), was fourth in doubles (45), tied for sixth in extra-base hits (74), seventh in home runs (28) and 10th in RBI (107)...Hit safely in career-high 23 straight games (.372) from April 11-May 9...Went 3-for-5 with two home runs and a career-high seven RBI, May 13 vs. Detroit...Ended Twins' career ranking fifth on club's all-time list in doubles (259) and stolen bases (711) and seventh in total bases (2105), runs (672), home runs (192) and RBI (711).
- In **2006** with **Twins**, placed on D.L. July 16 and missed 14 games from July 16-30 with a stress fracture in his left foot...Hit .333 (14/42) in 12 games in July...Singled off Adam Loewen for 1,000th career hit, Aug. 22 at Baltimore...Homered six times in eight games from Aug. 18-26, including homering in a career-high four consecutive games (Aug. 23-26)...Hit 10 homers with 29 RBI in final month of season...Won sixth consecutive Rawlings Gold Glove Award, becoming third Twin to win the award six-or-more times (Jim Kaat, 11 and Kirby Puckett, 6).
- In **2005** with **Twins**, named American League Player of the Week, June 6-12...Disabled for remainder of season with fractured left ankle, July 30...Tied career-high in stolen bases (23)...Posted career-high five hits June 1 vs. Cleveland...Reinstated from 60-day D.L., October 6...Rated second Best Defensive Outfielder and third Best Outfield Arm by *Baseball America*...Won fifth consecutive Rawlings Gold Glove Award.
- In **2004** with **Twins**, disabled with strained right hamstring, April 9-24...Hit 100th career home run off Esteban Loaiza, May 15 at Chicago...Had game-winning walk-off homer in 9th inning, June 4 vs. Detroit...Had game-winning 3-run walk-off homer in 11th inning and season-high six RBI, August 31 vs. Texas...Led club in RBI (81) and doubles (37)...Won fourth consecutive Rawlings Gold Glove Award.
- In **2003** with **Twins**, became first Twins' outfielder since Marty Cordova in 1996 to reach 100 RBI...Had .991 (4 E, 434 TC) fielding percentage...Led club in homers (26) and RBI (102)...Rated second Best American League Defensive Outfielder by *Baseball America*...Won third consecutive Rawlings Gold Glove Award.
- In **2002** with **Twins**, named American League Player of the Month for April, going 39-for-105 (.371) with nine homers and 20 RBI...Set club record with nine home runs in April...Selected to first All-Star team, July 9 at Milwaukee...Became first Twin since Kirby Puckett in 1995 to be voted as All-Star starter...Ejected for throwing ball at Danyis Baez after being hit by a pitch, July 18 at Cleveland (suspended by MLB, July 20-22)...Became fifth Twin to hit 20 homers and steal 20 bases in same season, Aug. 17 vs. Boston...Had .992 (3 E, 375 TC) fielding percentage...Led club in homers (29), RBI (94) and stolen bases (23) and was tied for lead in doubles (37)...Won second consecutive Rawlings Gold Glove Award...Won Calvin R. Griffith Award as Most Valuable Twin...Finished sixth in American League Most Valuable Player Award voting, being named on every ballot.
- In **2001** with **Twins**, was disabled with strained right groin, April 6-21...Hit game-winning 3-run double in 10th inning, April 25 at Boston...Hit first career inside-the-park home run, July 26 at Oakland...Had .992 (478 TC, 4 E) fielding percentage...Led club in home runs (27) and outfield assists (14) and was second in RBI (92) and runs (82)...Tied for second in A.L. in outfield assists...Rated Best Defensive Outfielder in A.L. by *Baseball America*...Won first Rawlings Gold Glove Award.
- In **2000**, began season with **Minnesota**...Optioned to **Salt Lake** May 25 and recalled July 28...Homered in three consecutive games, Aug. 12-15...Hit safely in 19 of 21 games, going 33-for-75 (.440), Sept. 4-Oct. 1...Had .989 (3 E, 285 TC) fielding percentage...Tied for third in league in outfield assists (12).
- In **1999**, hit first big league home run off Brian Moehler, April 15 at Detroit...Collected first career grand slam off Tim Wakefield and first career five RBI game, April 26 vs. Boston..
- In **1998**, began season at double-A **New Britain**...Recalled by **Twins** April 29...Singled off Arthur Rhodes for first major league hit, May 1 at Baltimore...Optioned to New Britain, May 12.
- In **1997**, began season at double-A **New Britain**...Recalled by **Twins**, Aug. 22...Made major league debut as pinch-runner, Aug. 22 at Baltimore...Optioned to New Britain, Aug. 23.

MINOR LEAGUE SUMMARY:

- In **2000**, began season at Minnesota before option to triple-A **Salt Lake**, May 25...Had 2-homer game and seven RBI, June 26 vs. Colorado Springs...Tied for second on club with 18 home runs...Had three grand slams...Recalled to Minnesota, July 28...Rated Best Defensive Outfielder and Most Exciting Player in Pacific Coast League by *Baseball America*.

40-MAN ROSTER



- In **1998**, began season at double-A **New Britain**...Recalled by **Twins**, April 29...Optioned to New Britain, May 12...Selected to play in Eastern League All-Star game, July 8 at New Haven...Disabled with sprained left wrist, July 28-Aug. 11...Promoted to triple-A Salt Lake, Aug. 11...Played for Phoenix in Arizona Fall League.
- In **1997**, began season at double-A **New Britain**...Recalled by **Twins**, Aug. 22 and optioned back to New Britain, Aug. 23...Hit safely in 14 of last 17 games, Aug. 12-Sept. 1.
- In **1996**, disabled with right knee injury, April 4-May 10...Began season at single-A **Ft. Myers**...Promoted to **New Britain**, May 15.
- In **1995** at **Ft. Myers**, was Twins' Minor League Player of the Week, going 13-for-27 (.481) with two doubles, a homer and five RBI, June 30-July 6...Led club in runs.
- In **1994** at **Ft. Wayne**, named Twins' Minor League Player of the Week, going 14-for-33 (.424) with three doubles, a triple, a home run and six RBI, June 24-30...Led team in batting and hit by pitch (10).
- In **1993**, began professional career with **Gulf Coast League Twins**...Led team in hit by pitch (9).

PERSONAL/MISC:

- Torii Kedar Hunter.
- Served as MLB's and Angels' ambassador for 2010 All-Star Game festivities.
- 2009 Branch Rickey Award winner for community service excellence.
- Recipient of 2007 Marvin Miller 'Man of the Year' Award given to "the player in either league whose on-field performance and contributions to his community inspire others to higher levels of achievement"...Was also a finalist in 2009.
- Has been a nominee for the 'Roberto Clemente Man of the Year Award' on numerous occasions.
- In partnership with the Heart of a Champion Foundation, and in conjunction with the Angels Baseball Foundation, launched 'The Torii Hunter Project's Education Initiative', that provides college scholarships and character development curriculum to students in four states (Anaheim, CA, Pine Bluff, AR, Las Vegas, NV and Minneapolis, MN).
- In 2008, helped fund a youth softball field project (Torii Hunter Field) along with Magical Builders which serves as a home to the Boys and Girls Clubs of Placentia and the Angels' RBI League.
- Was actively involved in several community endeavors while with Twins...Established the Torii Hunter Project, which partners with Little League Baseball's Urban Initiative to help improve and maintain baseball diamonds in urban cities.
- Won first ever Mike Augustin Award in 2006 as Twins player who fosters healthy relations with the media.
- 2004 recipient of the Carl R. Pohlad Award recognizing outstanding community service throughout the Upper Midwest...While with Twins, designated time and effort in support of Athletes In Action, Big Brothers & Big Sisters of Minneapolis and St. Paul, the Twins' Rookie League and R.B.I. program, and TwinsCare, a ticket program for underprivileged youth.
- In 2002 off-season, toured Japan with Major League All-Star team and won tournament Most Valuable Player Award.
- 1993 graduate of Pine Bluff (AR) High School where he played baseball, basketball, football and track...Named first team All-State his junior and senior seasons...Played on South squad in 1992 Junior Olympics...Selected to High School National Team by USA Today, All-American Team by *Baseball America* and Gatorade Arkansas Player of the Year in 1993.
- In February 2008, inducted into the Arkansas Sports Hall of Fame's 50th anniversary class.
- Is a cousin of former MLB outfielder Choo Freeman.
- Signed by scouts Larry Corrigan, Mike Radcliff and Mike Ruth.

HUNTER'S LIFETIME PLAYING RECORD

Year	Club	AVG	G	AB	R	H	2B	3B	HR	RBI	SH	SF	HBP	BB	IBB	SO	SB	CS	GDP	SLG	OBP	E
1993	GCL Twins	.190	28	100	6	19	3	0	0	8	1	0	9	4	0	23	4	2	1	.220	.283	6
1994	Fort Wayne	.293	91	335	57	98	17	1	10	50	0	2	10	25	1	80	8	10	5	.439	.358	7
1995	Fort Myers	.246	113	391	64	96	15	2	7	36	5	1	12	38	1	77	7	4	5	.348	.330	7
1996	Fort Myers	.188	4	16	1	3	0	0	0	1	0	0	0	2	0	5	1	1	0	.188	.278	0
	New Britain	.263	99	342	49	90	20	3	7	33	9	1	7	28	1	60	7	7	7	.401	.331	4
1997	New Britain	.231	127	471	57	109	22	2	8	56	6	1	3	47	1	94	8	8	6	.338	.305	7
1998	New Britain	.282	82	308	42	87	24	3	6	32	4	3	4	19	1	64	11	9	2	.438	.329	2
	Minnesota	.235	6	17	0	4	1	0	0	2	0	0	0	2	0	6	0	1	1	.294	.316	0
	Salt Lake	.337	26	92	15	31	7	0	4	20	2	1	1	1	0	13	2	2	3	.543	.347	2
1999	Minnesota	.255	135	384	52	98	17	2	9	35	1	5	6	26	1	72	10	6	9	.380	.309	1
2000	Minnesota	.280	99	336	44	94	14	7	5	44	0	2	2	18	2	68	4	3	13	.408	.318	3
	Salt Lake	.368	55	209	58	77	17	2	18	61	1	3	3	11	0	28	11	3	4	.727	.403	3
2001	Minnesota	.261	148	564	82	147	32	5	27	92	1	1	8	28	0	125	9	6	12	.479	.306	4
2002	Minnesota	.289	148	561	89	162	37	4	29	94	0	3	5	35	3	118	23	8	17	.524	.334	3
2003	Minnesota	.250	154	581	83	145	31	4	26	102	0	6	5	50	7	106	6	7	15	.451	.312	4
2004	Minnesota	.271	138	520	79	141	37	0	23	81	0	2	7	40	4	101	21	7	23	.475	.330	4
2005	Minnesota	.269	98	372	63	100	24	1	14	56	0	4	6	34	3	65	23	7	8	.452	.337	3
2006	Minnesota	.278	147	557	56	155	21	2	31	98	0	4	5	45	2	108	12	6	19	.490	.336	4
2007	Minnesota	.287	160	600	94	172	45	1	28	107	0	5	5	40	10	101	18	9	17	.505	.334	2
2008	LAA	.278	146	551	85	153	37	2	21	78	0	1	6	50	6	108	19	5	15	.466	.344	0
2009	LAA	.299	119	451	74	135	26	1	22	90	0	5	3	47	4	92	18	4	9	.506	.366	1
	Cucamonga (1)	.333	3	9	3	3	0	0	1	3	0	0	0	3	0	2	1	0	0	.667	.500	0
2010	LAA	.281	152	573	76	161	36	0	23	90	0	5	7	61	6	106	9	12	22	.464	.354	3
ANGELS TOTALS		.285	417	1575	235	449	99	3	66	258	0	11	16	158	16	306	46	21	46	.477	.354	4
MAJOR TOTALS		.275	1651	6067	907	1667	358	29	258	969	2	43	65	477	48	1176	172	81	180	.471	.332	32
MINOR TOTALS		.270	628	2273	352	613	125	13	61	300	27	12	40	178	5	446	60	46	35	.417	.332	38

Originally selected by Minnesota Twins in the first round of the 1993 free agent draft.

- ★ led or tied for league lead
- (1) rehab assignment





40-MAN ROSTER

Disabling Injuries: 2009 — Strained right groin; disabled July 10-August 16.
 2006 — Stress fracture left foot; disabled June 16-30.
 2005 — Fractured left ankle; disabled July 30 - end of season.
 2004 — Strained right hamstring; disabled April 9-24.
 2001 — Strained right groin; disabled April 6-21.

CAREER MULTIPLE HOME RUN GAMES (13)

July 4, 2010 vs. Kansas City
 April 7, 2008 vs. Cleveland
 June 7, 2005 at Arizona
 May 26, 2001 vs. Oakland (GM 2)

June 13, 2009 vs. San Diego (3)
 June 28, 2007 vs. Toronto
 May 15, 2004 at CWS

July 26, 2008 at Baltimore
 May 13, 2007 vs. Detroit
 May 16, 2002 at Kansas City

July 7, 2008 at Texas
 June 25, 2005 at Milwaukee
 July 12, 2001 at Milwaukee

CAREER GRAND SLAMS (10)

April 7, 2008 vs. Cleveland (walk-off)
 June 28, 2006 vs. LAD
 June 8, 2001 vs. Pittsburgh

August 15, 2007 at Seattle
 June 25, 2005 at Milwaukee
 April 26, 1999 vs. Boston

May 18, 2007 at Milwaukee
 June 1, 2005 vs. Cleveland

April 17, 2007 at Seattle
 July 5, 2002 at Seattle

CAREER WALK-OFF HITS / RBI (7)

September 29, 2010 vs. Oakland (RBI-single; 11th inn.)
 April 7, 2008 vs. Cleveland (Grand slam; 9th inn.)
 May 30, 2007 vs. White Sox (Bases loaded walk; 9th inn.)
 August 31, 2004 vs. Texas (3-run HR; 11th inn.)
 June 4, 2004 vs. Detroit (Solo HR, 9th inn.)

September 7, 2003 vs. Texas (SF; 10th inn.)
 May 26, 2001 vs. Oakland (RBI-single; 10th inn.)

ALL-STAR GAME RECORD

Year	Club, Site	AVG	G	AB	R	H	2B	3B	HR	RBI	SH	SF	HBP	BB	IBB	SO	SB	CS	GDP	SLG	OBP	E
2002—Twins, Mil.		.000	1	2	0	0	0	0	0	0	0	0	0	0	0	0	0	0	0	.000	.000	0
2007—Twins, SF		.000	1	2	0	0	0	0	0	0	0	0	0	0	0	0	0	0	0	.000	.000	0
2009—Angels, StL																						
2010—Angels, LAA		.000	1	2	0	0	0	0	0	0	0	0	0	0	0	1	0	0	0	.000	.000	0
Totals		.000	3	6	0	0	0	0	0	0	0	0	0	0	0	1	0	0	0	.000	.000	0

DIVISION SERIES TOTALS

Year	Club, Opp	AVG	G	AB	R	H	2B	3B	HR	RBI	SH	SF	HBP	BB	IBB	SO	SB	CS	GDP	SLG	OBP	E
2002—Twins, Oak.		.300	5	20	4	6	4	0	0	2	0	0	0	1	0	4	0	0	0	.500	.333	0
2003—Twins, NYY		.429	4	14	3	6	0	1	1	2	0	0	0	2	1	2	0	0	0	.786	.500	0
2004—Twins, NYY		.353	4	17	5	6	1	0	1	2	0	1	0	1	0	1	2	0	0	.588	.338	0
2006—Twins, Oak.		.273	3	11	1	3	1	0	1	2	1	0	0	0	0	1	0	0	0	.636	.273	0
2008—LAA, Bos.		.389	4	18	0	7	0	0	0	5	0	0	0	1	0	3	0	0	0	.389	.421	1
2009—LAA, Bos.		.200	3	10	2	2	1	0	1	3	0	0	1	2	1	1	0	0	0	.600	.385	0
Totals		.333	23	90	15	30	7	1	4	16	1	1	1	7	2	12	2	0	0	.567	.384	1

LEAGUE CHAMPIONSHIP SERIES TOTALS

Year	Club, Opp.	AVG	G	AB	R	H	2B	3B	HR	RBI	SH	SF	HBP	BB	IBB	SO	SB	CS	GDP	SLG	OBP	E
2002—Twins, Ana.		.167	5	18	2	3	2	0	0	0	1	0	0	1	0	3	0	0	2	.278	.211	0
2009—LAA, NYY		.304	6	23	2	7	1	0	0	2	0	0	0	5	0	4	1	1	2	.348	.429	1
Totals		.244	11	41	4	10	3	0	0	2	1	0	0	6	0	7	1	1	4	.317	.340	1

CAREER FIELDING

POS	PCT	G	PO	A	E	TC	DP
OF	.992	1591	4087	82	32	4201	18

HUNTER'S BESTS

	Season		Game
AVG	.299 — 2009	H	5 — vs. Cleveland, 6-1-05
H	172 — 2007	HR	3 — vs. San Diego, 6-13-09
HR	31 — 2006	RBI	7 — vs. KC, 7-4-10 & vs. Detroit, 5-13-07
RBI	107 — 2007	SB	2 — 15 times; last, 5-25-09 vs. White Sox
SB	23 — 2005 & 2002	Hit Streak	23 — April 11-May 9, 2007





MAICER IZTURIS

IF

BATS: SWITCH | **THROWS:** RIGHT | **HT.:** 5-8 | **WT.** 175
**OPENING DAY AGE:** 30**BORN:** Sept. 12, 1980**BIRTHPLACE:** Barquisimeto, VZ**RESIDES:** Barquisimeto, VZ**MARRIED:** Mileidys Franco, Feb. 12, 2000**CHILDREN:** Andreina, Maicer, Jr.**ACQUIRED:** Washington Nationals along with OF Juan Rivera in exchange for OF Jose Guillen, Nov. 10, 2004**SIGNED THRU:** 2012**M.L. SERVICE:** 6 yrs., 38 days

2010 SEASON:

- Spent sixth season with **Angels**...Limited to 61 games on three D.L. stints (strained left forearm & right shoulder inflammation twice)...Placed on D.L. Aug. 22 for third time of season (right shoulder inflammation) and ninth time in career...Hit .298 (17/57) with RISP in 2010 and is a career .323 (153/473) hitter with RISP for his career...Batted in every slot except for 9th in 2010...Committed just two errors in 57 combined games at SS, 3B & 2B...Has committed just five errors in last 129 combined games at second base and shortstop...Homered in consecutive games, May 31 & June 1 (3rd time in career to homer in consecutive games).

POST-SEASON EXPERIENCE:

- In **2009**, made six appearances in post-season including four starts at second base...Batted .143 (1/7) in the Division Series vs. Boston and .100 (1/10) in the League Championship Series vs. New York...In **2007** Division Series vs. Boston, led Angels with a .333 clip (4/12)...Posted two doubles and two stolen bases in the three games...Made post-season debut in **2005** with Angels...Did not appear in DS vs. NYY...Appeared at shortstop as defensive replacement in Game 4 of ALCS vs. CWS...Did not register a plate appearance.

MAJOR LEAGUE SUMMARY:

- In **2009** with **Angels**, established career-highs in every major offensive category - batting average (.300), runs (74), hits (116), HR (8) and RBI (65)...Hit .380 (19/50) batting right-handed and .288 (97/337) batted from the left side...Committed just four errors in 101 combined games at second base (68), third base (5) and shortstop (28)...Hit in every spot in lineup with exception of #4 & #5 slots...Batted .302 (32/106) with RISP...Did not have a stint on the DL for first time as an Angel...Signed three-year contract extension, January 25, 2010.
- In fourth season with **Angels** in **2008**, was Opening Day shortstop and everyday contributor before having season-ending surgery in mid-August...Diagnosed with a torn ulnar collateral ligament in his left thumb and underwent surgery Aug. 19...Originally suffered injury diving for a ball Aug. 1 at New York and re-aggravated the injury diving for a ball on Aug. 13 vs. Seattle...Placed on 15-day DL Aug. 15 (retro to 8/14)...Missed 61 games on two DL stints...Also on DL May 1-13 (retro to 4/28) with a strained lower back...Hit safely in 32 of last 40 games (.321; 52/162) and ended campaign batting .269 (78/290) with 44 runs, 14 doubles, two triples, three home runs and 37 RBI in 79 games...Committed just four errors in 75 infield starts...Made starts at shortstop (50), second base (20), and third base (5)...Batted in third spot 14 times (Angels were 11-3)...Made 18 starts in leadoff spot...Collected game-winning walk-off RBI single June 1 vs. Toronto (2nd of career)...Had 13-game hit streak (May 31 - June 14) to match career-high (2005)...Collected third home run of season June 7 at Oakland...Marked second straight game leading off with HR, third Angel in club history to accomplish feat (Rex Hudler, May 20-21, 1996 & Brian Downing, April 14-15, 1987) and first to do so from both sides of the plate in franchise annals.
- In third season with **Angels** in **2007**, had two trips to disabled list with right hamstring injuries (missed 38 games)...One of Angels top performers down the stretch as he hit safely in 24 of last 31 games batting .354 (40/113)...Led Angels batting .406 (39/96) with RISP...Hit .351 at home (59/168) compared to .226 (38/168) on road...2-run home run in 8th inning, Aug. 11 vs. Minnesota marked his fourth HR in span of 11 games...Hit first career grand slam in 6th inning, Aug. 10 vs. Minnesota (Scott Baker).
- In **2006**, played second season with **Angels**...Spent majority of first half of season on disabled list (April 24 - June 8) with a strained left hamstring...Hit .261 (23/88) before the All-Star break and .303 (80/264) after the break...Switch-hitter batted .307 (82/267) from the left side as opposed to .247 (21/85) from the right side...Made starts at third base (78), shortstop (4) and second base (3)...Batted in leadoff spot in 18 of last 19 starts...Batted .319 (66/207) in #2 spot...Collected two hits in inning (6th), July 4 at Seattle - did it again, July 26 at Tampa Bay - 2nd inn.

IZTURIS

■ In **2005**, played key utility role in first season with **Angels**, making starts at third base (26), shortstop (21) and second base (1)...Batted .349 (15/43) with RISP...Committed three errors Sept. 20 vs. Tex., first Angel with three in a game since Gary DiSarcina (8-21-99)...Batted .385 (15/39) in June...Made 18 starts at shortstop during O. Cabrera injury (June 20-July 10)...Collected a double in six-straight games, June 29-July 4...Appeared in same ML game with half-brother Cesar for first time, June 25 vs. LAD...Missed 46 games due to a sprained MCL of left knee (4/27-6/18)...Suffered injury during early BP, 4/26 at NY...Also missed first eight games in Sept. with deep bruise in right quadriceps...Named Angels outstanding rookie in Spring Training...Hit .344 (22/64) with 16 RBI and team-leading 18 runs scored...Made first Opening Day roster.

MINOR LEAGUE SUMMARY:

- In **2004**, started seventh professional season with triple-A **Edmonton**, batting .338 (127/376) with 19 doubles, two triples, three home runs and 36 RBI in 99 games...Ranked second among Expos minor leaguers in batting...Also ranked second in PCL in on-base percentage (.428)...Named by *Baseball America* as one of Minor League Baseball's 12 breakout players...Had contract selected by **Montreal**, Aug. 27...Posted .206 (22/107) average with five doubles, two triples, one home run and four RBI in 32 games with Expos...Singled in first plate appearance (Dennis Tankersley)...First MLB HR came off Mark Prior, Aug. 31 vs. Cubs.
- In **2003**, split time between double-A **Akron** and triple-A **Buffalo** in Indians organization...Posted .280 (61/218) average with 11 doubles, five triples, one home run and 29 RBI in 53 games with Akron...After promotion to Buffalo, batted .262 (79/301) with 16 doubles, four triples, two home runs and 29 RBI in 85 games.
- In **2002**, split fifth professional season with single-A **Kinston** and **Akron**...Batted .262 (61/233) with 13 doubles, one triple, one home run and 30 RBI in 58 games...Posted .277 average (70/253) with 12 doubles, seven triples and 32 RBI in 67 games with Aeros...Tied career-high with 32 stolen bases.
- In **2001**, batted .240 (104/433) with 16 doubles, six triples, one home run and 39 RBI in 114 games with **Kinston**...Ranked fourth in South Atlantic League with 32 stolen bases.
- In **2000**, began third professional season with single-A **Columbus**, batting .276 (8/29) with one double and one RBI in 10 games with Red Stixx.
- In **1999**, posted .300 (66/220) average with five doubles, three triples, four home runs and 23 RBI in 57 games with **Columbus**.
- In **1998**, began professional career at rookie-level **Burlington**, batting .290 (63/217) with eight doubles, two triples, two home runs and 33 RBI in 55 games.

PERSONAL/MISC:

- Maicer Eduardo Izturis (My-sair iss-TUR-iss).
- Only Angel in history with last name to begin with letter "I".
- Half-brother Cesar plays for Baltimore Orioles.
- Takes part in numerous Angels community events and youth baseball clinics.

IZTURIS' LIFETIME PLAYING RECORD

Year	Club	AVG	G	AB	R	H	2B	3B	HR	RBI	SH	SF	HBP	BB	IBB	SO	SB	CS	GDP	SLG	OBP	E
1998	Burlington	.290	55	217	33	63	8	2	2	33	2	0	0	17	0	32	16	6	4	.373	.342	20
1999	Columbus	.300	57	220	46	66	5	3	4	23	1	3	1	20	0	28	14	2	2	.405	.357	12
2000	Columbus	.276	10	29	4	8	1	0	0	1	0	0	0	3	0	3	0	0	1	.310	.344	2
2001	Kinston	.240	114	433	47	104	16	6	1	39	10	4	8	31	1	81	32	9	8	.312	.300	17
2002	Kinston	.262	58	233	28	61	13	1	1	30	3	1	1	24	0	26	24	6	2	.339	.332	8
	Akron	.277	67	253	34	70	12	7	0	32	5	3	3	17	0	28	8	4	10	.379	.326	11
2003	Akron	.280	53	218	31	61	11	5	1	20	6	2	1	24	1	23	14	6	4	.390	.351	12
	Buffalo	.262	85	301	43	79	16	4	2	29	9	2	1	24	0	28	14	6	14	.362	.317	13
2004	Edmonton	.338	99	376	65	127	19	2	3	36	4	2	4	57	1	30	14	12	12	.423	.428	12
	Montreal	.206	32	107	10	22	5	2	1	4	2	0	2	10	1	20	4	0	1	.318	.286	8
2005	LAA	.246	77	191	18	47	8	4	1	15	1	1	0	17	2	21	9	3	5	.346	.306	10
	Salt Lake (1)	.452	10	31	10	14	4	0	0	2	1	0	0	7	0	4	4	4	2	.581	.553	0
2006	LAA	.293	104	352	64	103	21	3	5	44	5	1	3	38	1	35	14	6	7	.412	.365	14
	Salt Lake (1)	.306	9	36	5	11	5	1	0	5	0	2	0	5	0	5	1	0	0	.500	.372	2
2007	LAA	.289	102	336	47	97	17	2	6	51	1	4	0	33	2	39	7	1	4	.405	.349	4
	Salt Lake (1)	.306	9	36	5	11	5	1	0	5	0	2	0	5	0	5	1	0	0	.500	.372	2
2008	LAA	.269	79	290	44	78	14	2	3	37	2	2	1	26	0	27	11	2	9	.362	.329	4
	Cucamonga(1)	.500	1	2	0	1	0	0	0	0	0	0	0	0	1	0	0	0	0	.500	.500	0
2009	LAA	.300	114	387	74	116	22	3	8	65	3	7	5	35	2	41	13	5	7	.434	.359	4
2010	LAA	.250	61	212	27	53	13	1	3	27	1	2	2	21	0	27	7	3	1	.363	.321	2
	Salt Lake (1)	.286	2	7	1	2	0	0	0	1	0	0	0	0	0	0	0	1	0	.286	.286	0
ANGELS TOTALS		.279	537	1768	274	494	95	15	26	239	13	17	11	170	7	190	61	20	33	.394	.343	38
MAJOR TOTALS		.275	569	1875	284	516	100	17	27	243	15	17	13	180	8	210	65	20	34	.390	.340	46
MINOR TOTALS		.284	632	2395	355	680	112	31	14	254	41	20	19	238	4	294	141	56	59	.374	.351	98

★ led or tied for league lead
(1) rehab assignment

40-MAN ROSTER



Signed as non-drafted free agent by Cleveland, April 1, 1998.

Traded by Indians with OF Ryan Church to Expos for LHP Scott Stewart, Jan. 5, 2004.

Traded by Nationals with OF Juan Rivera to Angels for OF Jose Guillen, November 19, 2004.

- Disabling Injuries: 2010 — Right shoulder inflammation, disabled May 8 (retro to 5/6) - 24.
 Strained left forearm, disabled June 16 - July 18.
 Right shoulder inflammation, disabled August 22 (retro to 8/20 - Septemeber 26.
 2008 — Torn ulnar collateral ligament left thumb (surgery), disabled August 15 (retro to 8/14) - remainder of season.
 Strained lower back, disabled May 1 (retro to 4/28) - May 12.
 2007 — Right hamstring irritation, disabled May 22 - July 1.
 Tightness in right hamstring, disabled May 3-14.
 2006 — Strained left hamstring, disabled April 24 - June 8.
 2005 — Sprained MCL in left knee, disabled April 28 (retro to 4/26) - June 17.

CAREER GRAND SLAMS (1)

August 10, 2007 vs. Minnesota

CAREER WALK-OFF HITS / RBI (2)

June 1, 2008 vs. Toronto (RBI-single; 9th inn.)

July 25, 2007 vs. Oakland (RBI-single; 9th inn.)

DIVISION SERIES TOTALS

Year	Club, Opp	AVG	G	AB	R	H	2B	3B	HR	RBI	SH	SF	HBP	BB	IBB	SO	SB	CS	GDP	SLG	OBP	E
2007—LAA, Bos.		.333	3	12	1	4	2	0	0	0	0	0	0	0	0	2	2	0	0	.500	.333	0
2009—LAA, Bos.		.143	2	7	1	1	0	0	0	1	0	0	0	0	0	2	1	0	0	.143	.143	0
Totals		.263	5	19	2	5	2	0	0	1	0	0	0	0	0	4	3	0	0	.368	.263	0

LEAGUE CHAMPIONSHIP SERIES TOTALS

Year	Club, Opp	AVG	G	AB	R	H	2B	3B	HR	RBI	SH	SF	HBP	BB	IBB	SO	SB	CS	GDP	SLG	OBP	E
2005—LAA, CWS		---	1	0	0	0	0	0	0	0	0	0	0	0	0	0	0	0	0	---	---	0
2009—LAA, NYY		.100	4	10	1	1	1	0	0	1	0	1	0	1	1	1	0	0	0	.200	.167	1
Totals		.100	5	10	1	1	1	0	0	1	0	1	0	1	1	1	0	0	0	.200	.167	1

CAREER FIELDING

POS	PCT	G	PO	A	E	TC	DP
2B	.991	168	268	421	6	695	102
3B	.948	223	104	356	25	485	34
SS	.974	152	201	365	15	581	80
OF	1.000	2	1	1	0	2	1

IZTURIS' BESTS

	Season	Game
AVG	.300 — 2009	H 4 — 3 times; last, 6-12-09 vs. San Diego
H	116 — 2009	HR 1 — 27 times; last, 7-20-10 at NYY
HR	8 — 2009	RBI 4 — 4 times; last, 8-7-09 vs. Texas
RBI	65 — 2009	SB 2 — 6-26-05 vs. LAD & 9-7-04 at Cubs
SB	14 — 2006	Hit Streak 13 — May 31 - June 14, 2008 & June 20-July 5, 2005

ANGELS MILESTONE WINS

Win	Date	Opponent	Score	Winning Pitcher
1	April 11, 1961	@ Bal	7-2	Eli Grba
500	June 28, 1967	vs. Was	4-2	Minnie Rojas
1,000	September 29, 1973	vs. Min.	4-3	Bill Singer
1,500	July 22, 1980	vs. Det.	6-4	Andy Hassler
2,000	September 17, 1986	vs. K.C.	3-1	Doug Corbett
2,500	May, 11, 1993	vs. Min.	5-3	Scott Sanderson
3,000	April, 30, 2000	vs. T.B.	5-2	Kent Bottenfield
3,500	September 23, 2005	vs. T.B.	7-5	Scot Shields





KEVIN JEPSEN

RHP

BATS: RIGHT | **THROWS:** RIGHT | **HT.:** 6-3 | **WT.** 230 **40**

OPENING DAY AGE: 26 | **BORN:** July 26, 1984
BIRTHPLACE: Anaheim, CA | **RESIDES:** Phoenix, AZ
MARRIED: Andrea Foisy, Nov. 13, 2009
ACQUIRED: Selected in 2nd round of 2002 free agent draft.
SIGNED THRU: 2011 | **M.L. SERVICE:** 1 year, 169 days

2010 SEASON:

- Finished first full season in Majors at 2-4 with a 3.97 ERA (59.0 IP - 26 ER) in 68 appearances with **Angels**... Allowed 54 hits (2 HR) while walking 29 and striking out 61...Set career-bests in ERA, strikeouts, innings pitched and appearances...Made second career Opening Day roster...Led Angels' pen in holds (27) and strikeouts...54 of 68 outings were scoreless this season...Stranded 21 of 31 inherited runners...Posted a 2.78 ERA (32.1 - 10 ER) at home compared to a 5.40 (26.2 IP - 16 ER) mark on the road...Allowed just two runs in 10 innings of work (1.80 ERA) during the month of April...14 of final 15 outings were scoreless (0.64 ERA) to drop ERA from 5.04 to 3.97...Registered a 3.41 ERA (29 IP - 11 ER) in the second half of the season after a 4.50 (30 IP - 15 ER) showing prior to the All-Star Break...For career, is 3-3 with a 6.13 ERA in first half of the season but owns a 5-6 record with a 3.36 ERA in the second half.

MAJOR LEAGUE SUMMARY:

- In **2009**, made first career Opening Day roster qualifying as a rookie...Finished season 6-4 with a 4.94 ERA (54.2 IP - 30 ER) with 17 holds and one save in 54 relief appearances with **Angels**...Allowed 63 hits (2 HR), walked 19 and struck out 48...Suffered loss in season debut April 7 vs. Oakland (1 IP, 4 H, 2 R, 2 ER)...Placed on 15-day DL April 21 (retro to April 19) with a strained lower back...Was 0-2 with a 19.29 ERA (4.2 IP - 10 ER) in five games prior to DL stint...Was reactivated, May 4 and optioned to triple-A **Salt Lake**...Posted a 1-0 record with a 9.00 ERA (18 IP - 18 ER) in 14 games with the Bees...Allowed 30 hits (4 HR), walked 16 and struck out 20...Recalled from Salt Lake, June 10 and spent rest of season on big league roster, posting a 6-2 record and a 3.60 ERA (50 IP - 20 ER) with 17 holds and one save in 49 games...Posted eight consecutive scoreless appearances from August 30 to September 13 (7.2 IP)...Recorded first career save, October 4 at Oakland (1 IP, 2 H, 1 R, 0 ER, 1 SO).
- Began **2008** season at double-A **Arkansas**, posting 2-1 record with 11 saves and a 1.42 ERA (31.2 IP - 5 ER) in 25 games...Limited opponents to a .198 clip...Allowed 22 hits, walked 18 and struck out 35...Led club in saves...Was Angels' Organizational Pitcher of Month for May (1-1, 7 SV, 0.63 ERA) in 12 games (14.1 IP, 11 H, 1 R, 9 BB, 12 SO) at Arkansas...Named to Texas League All-Star team...Promoted to triple-A **Salt Lake** and registered 1-3 record with two saves and a 2.35 ERA (23 IP - 6 ER) in 15 games...Allowed 17 hits (3 HR), walked 12 and struck out 21...Had contract selected by **Angels** from Salt Lake September 7...Finished 0-1 with a 4.32 ERA (8.1 IP - 4 ER) in nine games...Made Major League debut September 8 vs. New York working a 1-2-3 eighth inning...Was charged with first loss of MLB career (0-1) September 23 at Seattle (.2 IP, 2 H, 3 R, 2 ER, 2 BB)...Member of Team USA that captured bronze medal in Beijing...Appeared in relief in four Olympic games with one save, 0.00 ERA (5.2 IP) and five strikeouts...Selected to USA All-Star Futures Game (DNP)...Was on Angels post-season roster but did not appear in Division Series vs. Boston.

POST-SEASON EXPERIENCE:

- In **2009**, made five post-season appearances, posting a 1-0 record with a 3.60 ERA (5 IP - 2 ER)...Received a hold in his post-season debut during Game 2 of the ALDS vs. Boston (.2 IP, 1 H)...Finished up the ALDS with no decisions and 6.75 ERA (1.1 IP - 1 ER)...Appeared in three games during the ALCS vs. New York...Was the winning pitcher in Game 5 of the ALCS when he tossed .1 IP to close out the 7th inning...Went 1-0 with a 2.45 (3.2 IP - 1 ER) in the Championship Series.

MINOR LEAGUE SUMMARY:

- Spent **2007** season with single-A **Rancho Cucamonga**...Carried 4.19 ERA with three saves over 44 relief outings...Threw 14 consecutive scoreless innings from June 9 to July 6...Had 50 strikeouts in 53.2 innings pitched.
- Spent **2006** season with **Rancho Cucamonga**...Marked first season as a reliever as he was primarily a starter over previous four seasons...Went 4-4 with 16 saves and a 3.58 ERA in 47 games in relief...Gave up one earned run in his first seven outings...Struck out 46 batters over 50.1 innings pitched.

40-MAN ROSTER



- Opened **2005** season with **Angels rookie level club in Arizona**...Made seven starts and finished 0-1 with 5.52 ERA...Also made four starts with **Rancho Cucamonga** (0-1, 10.66 ERA).
- Spent **2004** season with single-A **Cedar Rapids**...Posted an 8-3 record with a 3.43 ERA in 27 starts with one shutout...Led league in shutouts and walks while ranking fifth in starts.
- **2003** campaign marked first full season in single-A with **Cedar Rapids**...Enjoyed fine season with Kernels as he finished 6-3 in 10 starts with a 2.65 ERA...Limited opponents to a .180 clip.
- In **2002**, made professional debut with **Arizona Angels**...Appeared in eight games (five starts), finishing 1-3 with a 6.84 ERA.

PERSONAL/MISC:

- Kevin Martin Jepsen.
- Graduated from Bishop Manogue High School (Nevada), where he was a first team All-American pitcher in 2002.
- Originally signed by Angels scout Todd Blyleven.
- Won a bronze medal as a reliever for the 2008 USA Olympic baseball team.

JEPSEN'S LIFETIME PITCHING RECORD

Year	Club	W-L	ERA	G	GS	CG	GF	SHO	SV	IP	H	R	ER	HR	HB	BB	IBB	SO	WP	BK	BAA
2002—Angels (ASL)		1-3	6.84	8	5	0	1	0	0	26.1	29	22	20	3	5	12	0	19	1	0	.274
2003—Cedar Rapids		6-3	2.65	10	10	0	0	0	0	51	32	24	15	2	2	28	0	42	0	0	.180
2004—Cedar Rapids		8-10	3.43	27	27	1	0	1	0	144.1	122	68	55	6	12	77	1	136	14	2	.228
2005—Angels (ASL)		0-1	5.52	7	7	0	0	0	0	14.2	8	10	9	1	3	11	0	17	4	1	.151
	Cucamonga	0-1	10.66	4	4	0	0	0	0	12.2	19	18	15	2	1	10	0	11	0	0	.333
2006—Cucamonga		4-4	3.58	47	0	0	41	0	16	50.1	51	26	20	2	4	34	0	46	6	0	.270
2007—Cucamonga		1-5	4.19	44	0	0	16	0	3	53.2	61	29	25	2	3	38	2	50	4	0	.292
2008—Arkansas		2-1	1.42	25	0	0	21	0	11	31.2	22	5	5	0	0	18	1	35	3	0	.198
	Salt Lake	1-3	2.35	15	0	0	9	0	2	23	17	9	6	3	0	12	1	21	2	0	.212
	LAA	0-1	4.32	9	0	0	0	0	0	8.1	8	5	4	0	0	4	0	7	1	0	.250
2009—LAA		6-4	4.94	54	0	0	13	0	1	54.2	63	33	30	2	0	19	2	48	6	0	.292
	Salt Lake	1-0	9.00	14	0	0	7	0	2	18	30	24	18	4	1	16	1	20	0	0	.349
2010—LAA		2-4	3.97	68	0	0	4	0	0	59.0	54	26	26	2	2	29	5	61	8	0	.250
MAJOR TOTALS		8-9	4.43	131	0	0	17	0	1	122.0	125	64	60	4	2	52	7	116	15	0	.269
MINOR TOTALS		24-31	3.97	201	53	1	95	1	34	425.2	391	232	188	25	31	256	6	397	34	3	.245

JEPSEN

DIVISION SERIES TOTALS

Year	Club, Opp.	W-L	ERA	G	GS	CG	SHO	SV	IP	H	R	ER	BB	SO
2009—LAA, Bos.		0-0	6.75	2	0	0	0	0	1.1	3	1	1	0	1

LEAGUE CHAMPIONSHIP SERIES TOTALS

Year	Club, Opp.	W-L	ERA	G	GS	CG	SHO	SV	IP	H	R	ER	BB	SO
2009—LAA, NYY		1-0	2.45	3	0	0	0	0	3.2	5	1	1	2	2

CAREER FIELDING

POS	PCT	G	PO	A	E	TC	DP
P	1.000	131	10	16	0	26	1

JEPSEN'S BESTS

	Season		Game
Wins	6 — 2009	SO	3 — 5 times, last, June 25, 2010 vs. Col.
Losses	4 — 2009, 2010	BB	3 — Twice, last, May 4, 2010 at Bos.
ERA	3.97 — 2010	IP	2 — 3 times, last, Aug. 18, 2009 at Cle.
IP	59 — 2010	H	4 — Twice, last, June 28, 2009 at AZ
SO	61 — 2010	R	5 — April 18, 2009 at Minn.
Win Streak	3 — Twice, last, 8/10 - 9/17/10		





SCOTT KAZMIR

LHP

BATS: LEFT | **THROWS:** LEFT | **HT.:** 6-0 | **WT.** 195

#19

OPENING DAY AGE: 27

BORN: Jan. 24, 1984

BIRTHPLACE: Houston, TX

RESIDES: Tampa, FL

ACQUIRED: From Tampa Bay in exchange for Matt Sweeney, Alex Torres and Sean Rodriguez, Aug. 28, 2009

SIGNED THRU: 2011

M.L. SERVICE: 6 years, 42 days

2010 SEASON:

- Finished first full season with **Halos** and sixth full season in the Majors at 9-15 with a 5.94 ERA (150 IP - 99 ER) in 28 starts... Allowed 158 hits (25 HR) with 79 walks and 93 strikeouts...Set career-high with 15 losses, the second highest total in MLB... Started season on disabled list with a strained right hamstring, missing nine games before making first start, April 15...Made rehab start for **Rancho Cucamonga**, April 9 vs. Inland Empire...Took a second trip to the DL, July 18 (retro to July 11) with left shoulder fatigue and was reinstated, August 6...Recorded seven of nine wins away from Angel Stadium...In his career, owns a 3.46 ERA (447.2 IP - 172 ER) in the second half compared to a 4.71 mark before the All Star break...Finished season one win shy of sixth consecutive season with 10-or-more wins...Is seven strikeouts shy of 1,000...Failed to reach 100 strikeout mark in a full season for first time in career (struck out 41 in eight games in 2004)...Allowed three earned runs-or-less in 14 of 26 starts... Tossed just six quality starts and allowed 25 home runs, setting a new career-high (previously 23 in 2008).

CAREER HIGHLIGHTS:

- Two-time All-Star (2006 & 2008)...Owns 993 career strikeouts in 1020.1 innings pitched...Has 17 career 10-plus strikeout games...Led the A.L. in 2007 with a career-high 239 strikeouts...At 23, became youngest A.L. strikeout champion since 22-year-old Frank Tanana with the Angels in 1975 and eighth youngest in A.L. history...Put together an All-Star season in 2006 before he was sidelined with shoulder inflammation in the second half...Was named Rays Opening Day starter, March 23, 2006 at 22 years, 69 days, becoming the youngest Opening Day starter since Dwight Gooden (21 years, 143 days) in 1986...At 22, became the youngest Rays All-Star ever and the youngest pitcher to appear in an All-Star Game since Ramon Martinez in 1990.

POST-SEASON EXPERIENCE:

- Made three appearances (two starts) in 2009 postseason, posting an 0-1 record with a 7.59 ERA (10.2 IP - 9 ER)...Made a team-high five starts during the 2008 postseason (w/ TB), going 1-1 with a 4.21 ERA (25.2 IP - 12 ER)...Won his postseason debut, Game 2 of the Division Series vs. Chicago against Mark Buehrle...Started Game 1 of the Fall Classic opposite Cole Hamels and lost the 3-2 decision (6 IP, 6 H, 3 ER, 4 BB, 4 SO)...Also started Game 5, but did not factor in the decision in the rain-suspended game (4 IP, 4 H, 2 ER, 6 BB, 5 SO).

MAJOR LEAGUE SUMMARY:

- In **2009**, was acquired by **Angels**, August 28th in exchange for minor leaguers Matthew Sweeney (INF), Alex Torres (LHP) and a PTBNL (Sean Rodriguez, INF)...With Angels posted 2-2 record with a 1.73 ERA (36.1 IP - 7 ER) in six starts...For the season, finished 10-9 with a 4.89 ERA (147.1 IP - 80 ER) in 26 starts between **Rays** and Angels...Recorded 10-or-more wins for fifth consecutive season...Recorded 50th career victory, April 24 at Athletics (8-2 win; 6 IP, 2 H, 3 BB, 2 SO)...Left Tampa Bay as all-time leader in wins, innings pitched, strikeouts, starts and quality starts...Was placed on 15-day disabled list, May 22 (retroactive to May 21) due to right quadriceps strain and was reactivated, June 27...Made Angels debut, Sept. 2 at Mariners (3-0 loss; 6.1 IP, 3 H, 2 R, 1 ER, 1 BB, 8 SO)...Marked 14th Angels pitcher to make a start in 2009...Earned first victory as an Angel, Sept. 18 at Rangers (2-0 win; 6 IP, 6 H, 5 SO)...Pitched six innings-or-more in 17 of 26 starts, including 13 of last 15... Allowed three runs-or-less in each of last nine starts...Matched career-high in losses (also in 2005, 2007).
- Completed **2008** season with 12-8 record and a 3.49 ERA (152.1 IP - 59 ER) in 27 starts with **Rays**...Allowed 123 hits (23 HR), walked 70 and struck out 166...Led club in strikeouts, placing 10th in AL...Missed all of April with left elbow strain suffered in spring training...Earned AL Pitcher of the Month honors for May (5-1, 1.22 ERA), becoming first Ray ever to win a pitcher of the month award...Won six straight starts from May 10 - June 6, becoming first Rays pitcher to do so (eclipsing his own club mark of 5, set in 2006)...Became the Rays all-time win leader, May 10 vs. Angels, recording his 36th victory...Made 100th career start, May 15 vs. Yankees...Struck out 627 batters over first 100 starts, a mark surpassed by only 17 pitchers in the last 50 years...Was selected to second career All-Star game, earning the victory in the 15-inning, 4-3 win for the AL...With 10th win on Aug. 29 vs. Baltimore, became just fourth pitcher in last 20 years to have four winning seasons with 10-or-more wins before the age of 25 (Dwight Gooden, Pedro Martinez and C.C. Sabathia)...Defeated Kevin Slowey and Minnesota, 7-2, Sept. 20 with six shutout innings as Rays clinched first-ever postseason berth.
- In **2007**, posted 13-9 record and a 3.48 ERA (206.2 IP - 80 ER) in 34 starts with **Rays**...Allowed 196 hits (18 HR), walked 89 and struck out 239...Led AL, setting career-best in strikeouts...At 23, became the youngest AL strikeout champion since 22-year-old Frank Tanana with the Angels in 1975 and eighth youngest in AL history...Was edged out by Jake Peavy (240) for ML strikeout leader in Padres' one game playoff with Colorado, their 163rd game...Set club record with 3.48 ERA, placing 9th in AL...Was 8-3 with a 2.39 ERA (94.1 IP - 25 ER) in 15 second-half starts...Beat Curt Schilling and Boston, 1-0, Sept. 10 at Fenway Park, giving Red Sox first 1-0 loss at home since Sept. 2, 2001.

40-MAN ROSTER



- In **2006**, compiled a 10-8 record with a 3.24 ERA (144.2 IP - 52 ER) in 24 starts with **Rays**...Allowed 132 hits (15 HR), walked 52 and struck out 163...Made first career All-Star game before being sidelined with shoulder inflammation in the second half...Named Rays Opening Day starter, March 23rd and at 22 yrs., 69 days became the youngest Opening Day hurler since Dwight Gooden (21 yrs. 143 days) in 1986...Was named AL Player of the Week for May 15-21, becoming the youngest pitcher in 25 years to win the honor...Tossed first career complete-game shutout, July 3 at Tropicana Field, giving up two hits while walking two and striking out 10...Pitched a scoreless ninth inning at the 77th All-Star Game in Pittsburgh, recording the victory in AL's 3-2 win...Was placed on DL, July 24, and was reactivated, Aug. 11...Made three starts after return, allowing just one earned run in final two starts, but was shelved for final six weeks of season as precaution.
- In **2005**, completed first full season in Majors posting a 10-9 record and a 3.77 ERA (186 IP - 78 ER) in 32 starts...Allowed 172 hits (12 HR), walked 100 and struck out 174...Led club in starts, innings and strikeouts (4th in AL)...Was one of only three pitchers in AL with more strikeouts than hits allowed, joining Randy Johnson and Johan Santana...Only four rookies since 1980 bettered Kazmir's numbers in innings, strikeouts and ERA (Fernando Valenzuela in 1981, Dwight Gooden and Mark Langston in 1984 and Hideo Nomo in 1991)...Was named to *Baseball America's* All-Rookie Team after entering the seasons as publication's eighth-best prospect...Had 14 starts with one ER or less, tied with Mark Buehrle and Johan Santana for most in AL...Posted a 7-2 record and a 2.79 ERA (84 IP - 26 ER) in 14 second-half starts...Finished season going 3-0 in September, posting a 1.71 ERA (31.2 IP - 6 ER) in five starts.
- In **2004**, was acquired by **Rays**, July 30, from **Mets** along with RHP Jose Diaz in exchange for RHP Victor Zambrano and RHP Bartolome Fortunato...Was assigned to double-A **Montgomery** but was there just three weeks before promotion to Rays...Made Major League debut, Aug. 23 at Seattle, recording the victory in Rays' 9-0 win (5 IP, 4 H, 0 R, 3 BB, 4 SO)...At the age of 20 yrs., 7 months, became youngest pitcher in Majors that season and in Rays history...Was youngest pitcher to win Major League debut since Mike Norris with Oakland, April 10, 1975...Finished season 2-3 with a 5.67 ERA (33.1 IP - 21 ER) in eight appearances, seven starts...Allowed 33 hits (4 HR), walked 21 and struck out 41.

MINOR LEAGUE SUMMARY:

- Began **2004** season at **Mets'** single-A affiliate **St. Lucie**, where he posted a 1-2 record with a 3.42 ERA (50 IP - 19 ER) in 11 starts before being promoted to double-A **Binghamton**...Made four starts at Binghamton (2-1, 1.73) before being dealt to Tampa Bay...Posted a 1-2 record and a 1.44 ERA (25 IP - 4 ER) in four starts at Binghamton.
- In **2003**, split time between **Capital City** and **St. Lucie**, posting a combined 5-6 record with a 2.63 ERA (109.1 IP - 32 ER)...Led all minor league starting pitchers in SO per 9 IP (11.94)...Had 145 strikeouts in 109.1 IP...Was named **Mets'** best prospect and 11th-best prospect in all of minor league baseball by *Baseball America*...Helped lead Port St. Lucie to the Florida State League championship, was winning pitcher in title-clinching game, Sept. 9 at Dunedin.
- In **2002**, was named *Baseball America's* top left-handed minor league pitcher after posting an 0-1 record with an 0.50 ERA (18 IP - 1 ER) in five starts at single-A **Brooklyn**...Opponents batted just .089 (5/56) against him as he walked seven and struck out 34.

PERSONAL/MISC:

- Scott Edward Kazmir...Name is pronounced (Kas-meer) and is of Czechoslovakian-Polish decent.
- Attended Cypress Falls HS in Houston, TX where he was named *Baseball America's* High School Player of the Year in 2002.
- Started Scott Kazmir foundation which benefits the Children's Dream Fund and other organizations that assist ailing children.
- Originally signed by Mets scout Dave Lottsfeld.

KAZMIR'S LIFETIME PITCHING RECORD

Year	Club	W-L	ERA	G	GS	CG	GF	SHO	SV	IP	H	R	ER	HR	HB	BB	IBB	SO	WP	BK	BAA
2002	— Brooklyn	0-1	0.50	5	5	0	0	0	0	18	5	2	1	0	2	7	0	34	0	0	.089
2003	— Capital City	4-4	2.36	18	18	0	0	0	0	76.1	50	26	20	6	3	28	0	105	12	1	.185
	— St. Lucie	1-2	3.27	7	7	0	0	0	0	33	29	15	12	0	2	16	0	40	2	0	.240
2004	— St. Lucie	1-2	3.42	11	11	0	0	0	0	50	49	20	19	3	0	22	0	51	5	0	.274
	— Binghamton	2-1	1.73	4	4	0	0	0	0	26	16	6	5	0	3	9	0	29	1	0	.193
	— Montgomery	1-2	1.44	4	4	0	0	0	0	25	14	7	4	0	1	11	0	24	1	0	.177
	— Tampa Bay	2-3	5.67	8	7	0	0	0	0	33.1	33	22	21	4	2	21	0	41	3	0	.256
2005	— Tampa Bay	10-9	3.77	32	32	0	0	0	0	186	172	90	78	12	10	100	3	174	7	1	.248
2006	— Tampa Bay	10-8	3.24	24	24	1	0	1	0	144.2	132	59	52	15	2	52	3	163	6	0	.240
2007	— Tampa Bay	13-9	3.48	34	34	0	0	0	0	206.2	196	91	80	18	7	89	1	239★	10	0	.251
2008	— Tampa Bay	12-8	3.49	27	27	0	0	0	0	152.1	123	61	59	23	4	70	2	166	5	0	.220
2009	— Tampa Bay	8-7	5.92	20	20	0	0	0	0	111	121	77	73	15	5	50	0	91	10	0	.273
	— LAA	2-2	1.73	6	6	0	0	0	0	36.1	28	8	7	1	1	10	0	26	3	0	.212
	— Charlotte (1)	0-0	0.00	1	1	0	0	0	0	4.2	3	0	0	0	0	1	0	5	0	0	.167
	— Durham (1)	1-0	1.50	1	1	0	0	0	0	6	5	1	1	0	0	0	0	5	0	0	.238
2010	— LAA	9-15	5.94	28	28	0	0	0	0	150.0	158	103	99	25	12	79	2	93	6	0	.271
	— Cucamonga (1)	0-0	4.26	1	1	0	0	0	0	6.1	8	3	3	0	0	0	0	6	0	0	.296
MAJOR TOTALS		66-61	4.14	179	178	1	0	1	0	1020.1	963	511	469	113	43	471	11	993	50	1	.249
ANGELS TOTALS		11-17	5.12	34	34	0	0	0	0	186.1	186	111	106	26	13	89	2	119	9	0	.261
MINOR TOTALS		9-13	2.47	52	52	0	0	0	0	241.0	174	82	66	12	11	94	0	293	21	1	.208

★ led or tied for league lead
(1) rehab assignment

Disabling Injuries: 2010 — Left shoulder fatigue; disabled July 11-August 6.
Strained right hamstring; disabled March 31-April 14.
2009 — Right quadriceps strain; disabled May 21-June 27.



40-MAN ROSTER

DIVISION SERIES TOTALS

Year	Club, Opp.	W-L	ERA	G	GS	CG	SHO	SV	IP	H	R	ER	BB	SO
2008	TB, CWS	1-0	3.38	1	1	0	0	0	5.1	8	2	2	2	4
2009	LAA, Bos.	0-0	7.50	1	1	0	0	0	6	5	5	5	3	1

LEAGUE CHAMPIONSHIP SERIES TOTALS

Year	Club, Opp.	W-L	ERA	G	GS	CG	SHO	SV	IP	H	R	ER	BB	SO
2008	TB, Bos.	0-0	4.35	2	2	0	0	0	10.1	8	5	5	6	9
2009	LAA, NYY	0-1	7.71	2	1	0	0	0	4.2	6	5	4	5	3
Totals		0-1	5.40	4	3	0	0	0	15	14	10	9	11	12

WORLD SERIES TOTALS

Year	Club, Opp.	W-L	ERA	G	GS	CG	SHO	SV	IP	H	R	ER	BB	SO
2008	TB, Phi.	0-1	4.50	2	2	0	0	0	10	10	5	5	10	9

ALL-STAR GAME RECORD

Year	Club, Site	W-L	ERA	G	GS	CG	SHO	SV	IP	H	R	ER	BB	SO
2006	TB, Pitt.	0-0	0.00	1	0	0	0	0	1	0	0	0	0	0
2008	TB, NYY	1-0	0.00	1	0	0	0	0	1	0	0	0	1	1
Totals		1-0	0.00	2	0	0	0	0	2	0	0	0	1	1

MAJOR LEAGUE HITTING TOTALS

AVG	AB	H	HR	RBI
.125	8	1	0	1

CAREER FIELDING

POS	PCT	G	PO	A	E	TC	DP
P	.917	179	38	95	12	145	3

KAZMIR'S BESTS

	Season	Game
Wins	13 — 2007	13 — August 27, 2007 vs. Oak.
ERA	3.24 — 2006	6 — 7 times, last, Sept. 3, 2010 at Oak.
IP	206.2 — 2007	9 — July 3, 2006 vs. Bos.
SO	239 — 2007	12 — April 9, 2006 vs. Tor.
Win Streak	6 — 5/10 - 6/6/2008	13 — July 10, 2010 at Oak.



HOWARD KENDRICK

BATS: RIGHT | **THROWS:** RIGHT | **HT.: 5-10** | **WT. 210** **47**

OPENING DAY AGE: 27
BIRTHPLACE: Jacksonville, FL
MARRIED: Jody Jensen, Jan. 6, 2007
CHILDREN: Owen, Tyson
ACQUIRED: Selected in 10th round of 2002 free agent draft
SIGNED THRU: 2011
BORN: July 12, 1983
RESIDES: Phoenix, AZ
M.L. SERVICE: 4 yrs., 91 days

2010 SEASON:

■ Logged career-bests in several categories including games played (158), runs scored (67), hits (172), doubles (41), triples (4), total bases (251), RBI (75) and stolen bases (14)...Matched career-high with 10 home runs...Among A.L. second basemen, ranked second in hits, doubles and RBI trailing only Robinson Cano...Committed a career-high 10 errors...His 44 multi-hit games led Angels...Batted .292 with RISP (42/144)...158 games played led club and ranked 8th in A.L...First Angels' second baseman to reach 40 doubles since Johnny Ray in 1988...Logged a career-high five hits on August 25th vs. Rays (5-for-6)...Had season-high 12-game hit streak (July 27-Aug. 10)...Angels were 16-27 when he was hitless...Eight of his 10 home runs were hit to opposite field or centerfield...Batted leadoff in nine games during E. Aybar's absence in June — first nine times starting leadoff in his career...Recorded second career multi-HR game May 30th vs. Seattle, including first career walk-off HR (3-run in 9th)...Walk-off hit was his second of season and third of career...Laid down walk-off bunt single with two outs in 9th inn. on April 28th vs. Cleveland.

NOW YOU KNOW
 Entering 2011, Howie Kendrick's .295 career batting average ranks fifth in club history
 **minimum of 1,500 plate appearances

POST-SEASON EXPERIENCE:

- In **2009**, played in six post-season games, making five starts at second base...Batted .200 (1/5) in two games (one start) vs. Boston in Division Series...Hit .286 (4/14) with a triple and a home run in four League Championship Series games vs. Yankees...In **2008**, started all four games of Division Series vs. Boston at second base...Struggled in series, batting .118 (2/17) with seven strikeouts...In **2007**, made post-season debut in Division Series vs. Boston...Started all three games of series at second base and hit .200 (2/10) with one RBI and two stolen bases.

MAJOR LEAGUE SUMMARY:

- In **2009**, rebounded from slow start after option to **Salt Lake** (June 13) to return in early July...Ended up as one of top hitters in MLB over the second half of season...Ranked 2nd in AL from July 4th thru end of season batting .351 (66/188; min. of 150 plate appearances) with 35 runs and 38 RBI in 54 games...Established career-highs in hits (109 - tied), runs (61), home runs (10) and RBI (61) in 105 games with **Angels**...Hit safely in 22 of last 27 starts batting .358 (38/106)...Raised average from .231 at time of option to .291 by season's end...Ranked 2nd in AL in July, batting .387 (24/62), trailing only teammate E. Aybar (.414)...Angels went 9-1 when he homered...Matched career-high with five RBI, Sept. 20 at Texas...Established career-high with five RBI July 29 vs. Indians...In 20 games with Salt Lake, batted .346 (27/78) with 6 doubles, 1 triple, 2 home runs and 11 RBI...Committed just four errors in 95 games at second base (.991).
- Limited to 92 games in **2008** with **Angels** due to two DL stints for a strained left hamstring (missed 65 games on DL)...Initially suffered injury April 13th at Seattle in 7th inning while rounding second base...Placed on 15-day DL April 19 and activated May 30...Left game in 4th inning August 27 with re-aggravated strain in left hamstring (returned to action Sept. 22)...Batted .366 (30/82) with RISP to lead Angels...Committed three errors through first 15 games at second base - had just one error in his last 77 games at position...Batted .531 in April (17/32) and had 18 hits in his first 36 at-bats, most by an Angel to start a season since Garret Anderson was 18-for-36 to open 2003...Tied club record with three doubles July 23rd vs. Cleveland...Collected first career multiple home run game July 10 at Texas...Made second Opening Day Roster, both as starting second baseman.
- Enjoyed solid sophomore season with **Angels** in **2007** despite two trips to D.L. with finger injuries...Hit .322 (109/338) with 55 runs scored, 24 doubles, two triples, five home runs and 39 RBI in 88 games...Missed a total of 67 games on D.L....On D.L. July 14 (retro to July 9) - August 20 with a fracture in his left index finger and missed 35 games...Also missed 32 games during his first D.L. stint (April 18-May 22) with a middle finger fracture on his left hand...One of club's top performers down stretch as he hit .340 (34/100) in September and .357 (51/143) after All-Star break...Batted .331 (50/151) on the road to lead Angels...Made first Opening Day roster.
- In **2006**, split season between triple-A **Salt Lake** and **Angels**...Recalled by Angels April 24 and made MLB debut as starting second baseman, April 26 vs. Detroit...Collected first ML hit with single, May 1 vs. Oakland (off Barry Zito) and first career RBI, May 4 at Detroit...Optioned to Salt Lake May 14...Recalled July 14 for second stint with Angels and remained with team for rest of season...Had immediate impact after his second recall, batting .500 (20/40) for month of July...Posted 16-game hit streak (July 16-Aug. 6), longest streak by rookie in A.L. in 2006...Reached base safely in nine straight plate appearances Aug. 25-27 (6 H, 3 BB)...Collected first career HR, July 26 at Tampa Bay (solo off Shawn Camp)...Made starts at first base (42), second base (25) and third base (1)...Posted a .994 fielding pct. at first base (2 E) without having previously played the position as a professional...Among A.L. rookies, ranked fourth in average (.285), sixth in hits (76) and fifth in slugging pct. (.416)...At Salt Lake, named Rookie of Year for Pacific Coast League and to *Baseball America's* Minor League All-Star team...Also selected to MLB Futures Game (Team USA) during All-Star break...With Bees, batted .369 (107/290) with 13 HR and 62 RBI in 69 games...Was batting over .400 with Bees as late as June 12 (.401)...Named Angels' Organizational Player of the Month for June (.387, 9 HR, 27 RBI).

MINOR LEAGUE SUMMARY:

- In **2005**, solidified spot as one of top prospects in minors, hitting .367 (172/469) in split season with single-A **Rancho Cucamonga** and double-A **Arkansas** (also hit .367 in Cedar Rapids in 2004 and .368 in 2003 with Provo)...367 clip ranked second in all of Minor League Baseball...Totaled 104 runs, 43 doubles, eight triples, 19 home runs and 89 RBI and was named Angels' Minor League Co-Player of the Year with Brandon Wood...With Cucamonga, hit .384 (107/279) with 12 HRs and 47 RBI in 63 games...Batted over .400 in April (.404, 40/99) and July (.426, 26/61)...Honors with Cucamonga included: California League Post-Season All-Star Team, California League All-Star Game Selection and *Baseball America's* High Class-A All-Star team...With Arkansas, hit .342 (65/190) with seven home runs and 42 RBI in 46 games...Named Texas League Player of the Month for August after hitting .377 for the month...Posted 20-game hit streak, July 30-Aug. 20...Played for Scottsdale in Arizona Fall League and led league with 46 hits and 27 runs and ranked tied for third with .380 average.
- In **2004**, finished season with a franchise-record .367 average at **Cedar Rapids** and was awarded the Midwest League's batting title...In 75 contests, registered 36 multi-hit games...Named to Midwest League Post-Season All-Star Team and as Midwest League All-Star Game Selection.
- In **2003**, spent season with rookie level **Provo** and finished third in the league with a .368 average and .434 on-base percentage...Ranked second in runs scored (65) and fourth in hits (86)...Started season in 4-for-40 slump before responding by hitting .428 (77/180) over next two months (July-August)...Numerous accolades included: Pioneer League Post-Season Honorable Mention, Topps Pioneer League Player of the Month for August, Organization Player of the Month for August and Pioneer League Player of the Week, Aug. 25-31.
- In **2002**, made professional debut with the **Angels' Arizona Summer League** team and led squad with .318 batting average, which ranked ninth-best in the league.



40-MAN ROSTER

PERSONAL/MISC:

- Howard (Howie) Joseph Kendrick III.
- Angels' Co-Minor League Player of the Year with Brandon Wood in 2005.
- Rated as Angels #2 prospect by *Baseball America* for 2006 & #1 prospect in Texas League in 2005.
- Selected as one of 24 players to represent the United States at the 2005 Olympic Qualifying Tournament in Phoenix, AZ (Nov. 15-19)...U.S. finished 5-0 and played in the 2006 Americas Continental Olympic Qualifying Tournament in Havana, Cuba.
- Attended West Nassau HS (Callahan, FL) and St. John's River Comm. College (Palatka, FL)...Named Conference Player of the Year at SJRCC.
- Originally signed by Angels' scout Tom Kotchman.

KENDRICK'S LIFETIME PLAYING RECORD

Year	Club	AVG	G	AB	R	H	2B	3B	HR	RBI	SH	SF	HBP	BB	IBB	SO	SB	CS	GDP	SLG	OBP	E
2002	—Angels (ASL)	.318	42	157	24	50	6	4	0	13	1	1	6	7	0	11	12	6	2	.408	.368	7
2003	—Provo	.368	63	234	65	86	20	3	3	36	3	3	6	24	1	28	8	3	5	.517	.434	17
2004	—Cedar Rapids	.367★	75	313	66	115	24	6	10	49	3	3	6	12	2	41	15	6	2	.578	.398	8
2005	—Cucamonga	.384	63	279	69	107	23	6	12	47	0	4	7	14	0	42	13	4	5	.638	.421	8
	—Arkansas	.342	46	190	35	65	20	2	7	42	0	1	7	6	0	20	12	4	7	.579	.382	6
2006	—Salt Lake	.369	69	290	57	107	25	6	13	62	1	1	8	12	0	48	10	3	2	.631	.408	4
	—LAA	.285	72	267	25	76	21	1	4	30	0	3	4	9	2	44	6	0	5	.416	.314	2
2007	—LAA	.322	88	338	55	109	24	2	5	39	1	1	4	9	2	61	5	4	15	.450	.347	9
	—Cucamonga (1)	.250	1	4	0	1	0	0	0	0	0	0	0	0	0	0	0	0	0	.250	.250	0
	—Salt Lake (1)	.300	13	50	9	15	1	0	3	11	0	1	2	1	0	9	1	0	0	.500	.333	0
2008	—LAA	.306	92	340	43	104	26	2	3	37	1	4	4	12	3	58	11	4	8	.421	.333	4
	—Cucamonga (1)	.833	2	6	3	5	0	0	2	2	0	0	0	0	0	1	0	0	0	1.833	.833	0
	—Salt Lake (1)	.200	2	5	0	1	0	0	0	1	0	0	0	0	0	1	0	0	0	.200	.200	0
2009	—LAA	.291	105	374	61	109	21	3	10	61	2	0	4	20	1	71	11	4	8	.444	.334	4
	—Salt Lake	.346	20	78	11	27	6	1	2	11	0	0	2	7	0	12	4	2	3	.526	.414	1
2010	—LAA	.279	158	616	67	172	41	4	10	75	4	5	5	28	2	94	14	4	16	.407	.313	10
MAJOR TOTALS		.295	515	1935	251	570	133	12	32	242	8	13	21	78	10	328	47	16	52	.425	.327	29
MINOR TOTALS		.360	399	1618	340	582	126	28	52	274	8	14	44	84	3	213	78	28	26	.569	.403	45

★ led or tied for league lead

(1) rehab assignment

Disabling Injuries: 2008 — Strained left hamstring; disabled August 28 - September 21

2007 — Strained left hamstring; disabled April 19 (retro to 4/14) - May 29

2007 — Fractured middle finger of left hand; disabled April 18 - May 22

Fracture in left index finger; disabled July 14 (retro to 7/9) - August 19

CAREER MULTIPLE-HOME RUN GAMES (2)

May 30, 2010 vs. Seattle

July 10, 2008 at Texas

CAREER WALK-OFF HITS / RBI (3)

May 30, 2010 vs. Seattle (3-run HR; 9th inn.)

April 28, 2010 vs. Cleveland (RBI squeeze bunt; 9th inn.)

August 31, 2007 vs. Texas (RBI-single; 10th inn.)

DIVISION SERIES TOTALS

Year	Club, Opp	AVG	G	AB	R	H	2B	3B	HR	RBI	SH	SF	HBP	BB	IBB	SO	SB	CS	GDP	SLG	OBP	E
2007	—LAA, Bos.	.200	3	10	0	2	0	0	0	1	0	1	0	0	0	1	2	0	1	.200	.182	0
2008	—LAA, Bos.	.118	4	17	0	2	0	0	0	0	2	0	0	0	0	7	0	0	0	.118	.118	0
2009	—LAA, Bos.	.200	2	5	1	1	0	0	0	0	0	0	0	0	0	2	1	0	0	.200	.200	0
Totals		.156	9	32	1	5	0	0	0	1	2	1	0	0	0	10	3	0	1	.156	.156	0

LEAGUE CHAMPIONSHIP SERIES TOTALS

Year	Club, Opp	AVG	G	AB	R	H	2B	3B	HR	RBI	SH	SF	HBP	BB	IBB	SO	SB	CS	GDP	SLG	OBP	E
2009	—LAA, NYY	.286	4	14	3	4	0	1	1	1	0	0	0	1	0	1	0	0	0	.643	.333	1

CAREER FIELDING

POS	PCT	G	PO	A	E	TC	DP
1B	.994	59	428	33	3	464	48
2B	.987	444	764	1245	26	2035	290
3B	---	1	0	0	0	0	0
OF	---	1	0	0	0	0	0

KENDRICK'S BESTS

	Season		Game
AVG	.322 — 2007	H	5 — 8-25-10 vs. Tampa Bay
H	172 — 2010	HR	2 — 5-30-10 vs. Seattle & 7-10-08 at Texas
HR	10 — 2010 & 2009	RBI	5 — 9-20-09 at Texas & 7-29-09 vs. Cleveland
RBI	75 — 2010	SB	2 — 8-4-08 vs. Baltimore
SB	14 — 2010	Hit Streak	16 — July 26 - August 6, 2006



40-MAN ROSTER



MICHAEL KOHN

RHP

BATS: RIGHT | THROWS: RIGHT | HT.: 6-0 | WT. 200

58

OPENING DAY AGE: 24

BORN: June 26, 1986

BIRTHPLACE: Camden, SC

RESIDES: Camden, SC

ACQUIRED: Selected in the 13th round of the 2008 free agent draft.

SIGNED THRU: 2011

M.L. SERVICE: 70 days

2010 SEASON:

- Began season with double-A **Arkansas** where he posted a 2-2 record with three saves and a 2.45 ERA (18.1 IP - 5 ER) in 15 appearances prior to promotion to triple-A **Salt Lake**...With Bees, was 3-2 with eight saves and a 1.95 ERA (27.2 IP - 6 ER) in 26 appearances...Had contract selected by **Angels** July 26 and made MLB debut on same day... Finished first stint in Majors with a 2-0 record with one save and a 2.11 ERA (21.1 IP - 5 ER) in 24 appearances... Earned first Major League victory, Sept. 17 at Tampa Bay (1 IP, 1 H, 3 BB, 1 SO) and notched first career save, Oct. 1 at Texas (1 IP, 2 SO)...After allowing two earned runs in first outing (0.1 IP), finished the season posting a 1.29 ERA (21 IP - 3 ER)...19 of final 21 outings in 2010 were scoreless...Limited right-handed batters to a .114 clip (4/35)...Winner of 2010 Fred Haney Memorial Award given to top Angels' rookie in spring training.

MINOR LEAGUE SUMMARY:

- In **2009**, began season with **Cedar Rapids**, posting a 4-1 record with six saves and a 2.19 ERA (37 IP - 9 ER) in 16 appearances...Was selected as a Midwest League Mid-season All-Star...Following promotion to **Rancho Cucamonga**, compiled a 2-0 record with three saves and an 0.94 ERA (28.2 IP - 3 ER) in 22 relief appearances.
- In **2008**, spent first professional season with **Orem**, posting a 2-0 record with a 1.93 ERA (23.1 IP - 5 ER) in 16 appearances...Did not allow a run over first three professional appearances...Struck out seven over three perfect innings, July 17 and struck out four over two perfect innings, July 21...Did not allow an earned run over final seven appearances between August 13 and September 4.

PERSONAL/MISC:

- Michael Thomas Kohn...Pronounced like James CAAN.
- Attended College of Charleston (SC), earning his degree in communications.
- Kohn's cousin, Vincent Sheheen, was the Democratic candidate for governor of South Carolina in 2010.
- Originally signed by Angels' scout Chris McAlpin.

KOHN'S LIFETIME PITCHING RECORD

Year	Club	W-L	ERA	G	GS	CG	GF	SHO	SV	IP	H	R	ER	HR	HB	BB	IBB	SO	WP	BK	BA
2008	Orem	2-0	1.93	16	0	0	4	0	0	23.1	11	5	5	1	0	11	0	44	3	0	.134
2009	Cedar Rapids	4-1	2.19	28	0	0	11	0	6	37	20	9	9	1	2	12	0	60	1	1	.160
	Cucamonga	2-0	0.94	22	0	0	14	0	3	28.2	13	3	3	0	0	14	0	43	2	0	.141
2010	Arkansas	2-2	2.45	15	0	0	13	0	3	18.1	12	5	5	0	1	8	1	25	2	0	.194
	Salt Lake	3-2	1.95	26	0	0	23	0	8	27.2	16	7	6	3	1	17	2	32	0	0	.170
	LAA	2-0	2.11	24	0	0	8	0	1	21.1	17	5	5	0	0	16	1	20	0	0	.227
MINOR TOTALS		13-5	1.87	107	0	0	65	0	20	135.0	72	29	28	5	4	62	3	204	8	1	.159

LONGEST TENURED ANGELS

Player	Years	Seasons
1. Garret Anderson	15	1994-2008
2. Chuck Finley	14	1986-1999
Tim Salmon*	14	1992-2006
4. Brian Downing	13	1978-1990
5. Gary Disarcina*	12	1989-2000
Dick Schofield	12	1983-1996
7. Darin Erstad	11	1996-2006
Jim Fregosi	11	1961-1971
9. Four players tied with 10-or-more seasons		
* Played entire career with Angels		





JEFF MATHIS

BATS: RIGHT | **THROWS:** RIGHT | **HT.:** 6-0 | **WT.** 200



OPENING DAY AGE: 28 | **BORN:** March 31, 1983
BIRTHPLACE: Marianna, FL | **RESIDES:** Marianna, FL
ACQUIRED: Selected in first round (33rd overall pick) of 2001 draft
SIGNED THRU: 2011 | **M.L. SERVICE:** 4 yrs., 12 days

2010 SEASON:

- Batted .195 (40/205) with 19 runs scored, six doubles, one triple, one home run and 18 RBI in 68 games with Halos...Angels' pitchers logged a 3.67 ERA with Mathis behind the plate (553.2 IP – 226 ER)...Threw out 14% of basestealers (7/50)...Batted .324 (11/34) in April – hit .170 (29/171) for rest of season...Drove in game-winning RBI in bottom of the 16th Sept. 8 vs. Cleveland (sac fly)...Marked second career walk-off RBI...Logged career-high 13-game hit streak April 5-June 22 (including D.L. stint)...Streak tied for longest hit streak by an Angel in 2010 (Callaspo)...Activated from D.L. June 17th (missed 55 games)... Placed on 15-day DL April 20th with fracture in right wrist.

POST-SEASON SUMMARY:

- In **2009**, had stellar post-season batting .534 (8/15) with five doubles in seven games, including four starts at catcher...Batted .333 (1/3) in two games (one start) in Division Series vs. Boston...Posted a .583 (7/12) clip with five doubles in Championship Series vs. New York...Drove in game-winning run with walk-off double in 11th inning of Game 3 of LCS...Posted a hit in six straight plate appearances (2 1B's, 4 2B's) spanning ALCS Games 2, 3 & 5 to set an Angels' playoff record...In **2008**, was starting catcher in Game 2 of Division Series vs. Boston...Went 1-for-2 with a strikeout in his only appearance of the post-season... Made playoff debut in **2007** ALDS vs. Boston...Appeared in two of three games, making start as catcher in Game 2... Finished series 0-for-3 with one RBI.

MAJOR LEAGUE SUMMARY:

- Spent third season with Halos in **2009** in dual catching role with Mike Napoli...Hit .258 (32/124) at Angel Stadium compared to .159 (18/113) on road...Threw out 25% of basestealers (17/69)...All five of his home runs came in a 22-game span (June 13th - Aug. 6th)...Struck out 73 times in his 84 games...Picked up first career walk-off hit with RBI single in 12th inning May 14th vs. Boston.
- In **2008**, made career-high 90 starts behind the plate for Angels and logged career-high nine home runs and 42 RBI...Struggled in second half of season (.165, 3 HR, 17 RBI) after batting .216 with six home runs and 25 RBI before the All-Star break...Angels pitchers logged a 3.65 ERA (793.1 IP – 322 ER) with him...Threw out 16 of 73 base-stealers (22%)...Had three pickoffs at first base...Had finest game of his young career July 23rd vs. Cleveland (4/5, 2 R, 1 HR, 6 RBI)...Connected for first career grand slam in 5th inning...Also had career-best four hits and six RBI...Batted .435 (10/23) with three home runs, 10 runs scored and 7 RBI during seven-game hit streak (April 11-23)...Hit .278 (20/72) with RISP.
- In **2007**, made 52 starts behind the plate and Angels went 34-18 in his starts...Saw more playing time at the position following trade of Jose Molina to NY in July and multiple injuries to catcher Mike Napoli...Posted seven pickoffs, six at first base...Angels' pitchers posted a 3.89 ERA with him...Batted .211 (36/171) with 24 runs scored, 12 doubles, four home runs and 23 RBI in 59 games...Hit three of four home runs in a five-game span (Aug. 29-Sept. 3)...Had 15 RBI his last 18 games after eight RBI in his previous 31 games...Recalled from triple-A Salt Lake July 2...Posted .244 average (61/250) with 39 runs scored, 14 doubles, two triples, five home runs and 26 RBI in 66 games with Bees.
- In **2006**, was lone rookie on Angels' Opening Day roster...Made first major league start, April 5 at Seattle (1/4, 1 SO)... Struggled over first month, batting .103 (4/39) with one home run and two RBI in 12 games...Connected for first major league home run to tie game at 5-5 with two outs in 9th inning April 14 at Baltimore...Was also first career RBI...Optioned to Salt Lake, May 3 and did not return to Angels until September...Recalled from Salt Lake Sept. 1...Totaled 14 starts at catcher with Halos...Hit .289 (111/384) with 62 runs scored, 33 doubles, three triples, five home runs and 45 RBI in 99 games with Bees... Led Bees with 33 doubles...Named Angels' Organizational Defensive Player of the Year – his third such honor (also 2005 and 2003)...Named to triple-A All-Star Team and to PCL Post-Season All-Star Team.

MINOR LEAGUE SUMMARY:

- In **2005**, spent majority of season with triple-A Salt Lake and named Angels' Minor League Defensive Player of the Year for second time in three seasons (2003)...In first triple-A campaign, posted career-best 21 home runs and tied career-high with 73 RBI in 112 games with Stingers...Named to PCL's Post-Season All-Star Team and to Baseball America's 2005 Triple-A All-Star team.



40-MAN ROSTER



- Recalled from **Salt Lake** Aug. 12, and made Major League debut that night as PH at Seattle (SO)...Optioned back to Salt Lake Aug. 16 and returned to **Angels** Sept. 6...Collected first Major League hit with single off K. Yabu, Sept. 29 at Oakland...Appeared in five games with Angels finishing with .333 (1/3) average and one run scored.
- In **2004**, finished fourth professional season with double-A **Arkansas**, batting .227 (90/432) with 24 doubles, three triples, 14 home runs and 55 RBI in 117 games with Travelers...Named Organizational Defensive Player of Month for April and July...Named to MLB Futures Game (U.S. Team) and Texas League All-Star team.
- In **2003**, split time between single-A **Rancho Cucamonga** and **Arkansas**...Batted .323 (122/378) with 28 doubles, three triples 11 HR and 54 RBI in 97 games to start season with Quakes...Selected to *Baseball America* High Class A All-Star team and California League All-Star team...Named Organization Defensive Player of the Year...In 24 games for Arkansas, posted .284 (27/95) average with 11 doubles, two home runs and 14 RBI.
- In **2002**, posted .287 (141/491) average with 41 doubles, three triples, 10 home runs and 73 RBI in 128 games with single-A **Cedar Rapids**...Doubles total ranked second in Midwest League...Named Organization Player of the Month for April...Participated in Midwest League All-Star game.
- In **2001**, started season with rookie-level **Angels**, batting .304 (7/23) with one double and three RBI in seven games... After promotion to rookie-level **Provo**, batted .299 (23/77) with six doubles, three triples and 18 RBI in 22 games...Named Organization Defensive Player of the Month for July.

PERSONAL/MISC:

- Jeffrey Stephen Mathis.
- Participates in several Angels community efforts.
- Named Angels' Minor League Defensive Player of the Year three times (2003, 2005 & 2006).
- Named to Cedar Rapids Kernals Hall of Fame class for 2011.
- Selected as one of 24 players to represent the United States at the 2005 Olympic Qualifying Tournament in Phoenix, AZ (Nov. 15-19)...In his three games of the tournament, batted .500 (6/12) with two doubles and five RBI to be named to All-Tournament Team...U.S. finished 5-0 in tournament.
- Recruited by Florida State University football team.
- Attended Marianna High School (FL) winning four district titles, a regional title and appearing in the state championship game in football in 2000, as well as a 1999 state title in baseball.
- Signed by Angels' scout Tom Kotchman.

MATHIS' LIFETIME PLAYING RECORD

Year	Club	AVG	G	AB	R	H	2B	3B	HR	RBI	SH	SF	HBP	BB	IBB	SO	SB	CS	GDP	SLG	OBP	E
2001	—Angels	.304	7	23	1	7	1	0	0	3	0	1	0	2	0	4	0	0	1	.348	.346	0
	Provo	.299	22	77	14	23	6	3	0	18	0	3	2	11	0	13	1	0	1	.455	.387	2
2002	—Cedar Rapids	.287	128	491	75	141	41	3	10	73	2	8	8	40	3	75	7	4	6	.444	.346	4
2003	—Cucamonga	.323	98	378	74	122	28	3	11	54	0	4	5	35	0	74	5	3	4	.500	.384	6
	Arkansas	.284	24	95	19	27	11	0	2	14	1	2	1	12	1	16	1	2	2	.463	.364	1
2004	—Arkansas	.227	117	432	57	98	24	3	14	55	4	4	5	49	1	102	2	1	5	.394	.310	14
2005	—Salt Lake	.276	112	427	78	118	26	3	21	73	5	4	1	42	1	85	4	3	7	.499	.340	9
	LAA	.333	5	3	1	1	0	0	0	0	0	0	0	0	0	1	0	0	0	.333	.333	0
2006	—LAA	.145	23	55	9	8	2	0	2	6	0	1	0	7	1	14	0	0	0	.291	.238	3
	Salt Lake	.289	99	384	62	111	33	3	5	45	0	5	2	26	0	75	3	1	6	.430	.333	6
2007	—Salt Lake	.244	66	250	39	61	14	2	5	26	2	2	2	17	0	45	3	1	8	.376	.295	8
	LAA	.211	59	171	24	36	12	0	4	23	3	4	2	15	0	49	0	1	3	.351	.276	4
2008	—LAA	.194	94	283	35	55	8	0	9	42	8	4	3	30	4	90	2	2	1	.318	.275	13
2009	—LAA	.211	84	237	26	50	8	0	5	28	8	1	4	22	0	73	2	3	2	.308	.288	7
2010	—LAA	.195	68	205	19	40	6	1	3	18	3	3	1	6	0	59	3	0	3	.278	.219	7
	Salt Lake (1)	.242	9	33	6	8	1	1	1	5	0	0	0	4	0	10	0	0	1	.424	.324	0
MAJOR TOTALS		.199	333	954	114	190	36	1	23	117	22	13	10	80	5	286	7	6	9	.311	.265	34
MINOR TOTALS		.276	681	2590	424	716	185	21	69	366	14	33	26	238	7	499	26	15	41	.444	.339	40

(1) rehab assignment

Disabling Injuries: 2010 — Fractured right wrist; disabled April 20 - June 17

DIVISION SERIES TOTALS

Year	Club, Opp	AVG	G	AB	R	H	2B	3B	HR	RBI	SH	SF	HBP	BB	IBB	SO	SB	CS	GDP	SLG	OBP	E
2007	—LAA, Bos.	.000	2	3	0	0	0	0	0	0	1	0	0	0	0	0	0	0	0	.000	.000	0
2008	—LAA, Bos.	.500	1	2	0	1	0	0	0	0	0	0	0	0	0	1	0	0	0	.500	.500	0
2009	—LAA, Bos.	.333	2	3	0	1	0	0	0	0	1	0	0	0	0	2	0	0	0	.333	.333	1
Totals		.200	5	8	0	2	0	0	0	1	1	0	0	0	0	3	0	0	0	.250	.250	1

LEAGUE CHAMPIONSHIP SERIES TOTALS

Year	Club, Opp	AVG	G	AB	R	H	2B	3B	HR	RBI	SH	SF	HBP	BB	IBB	SO	SB	CS	GDP	SLG	OBP	E
2009	—LAA, NYY	.583	5	12	2	7	5	0	0	1	0	0	0	0	0	2	0	0	0	1.000	.583	0

CAREER GRAND SLAMS (1)

July 23, 2008 vs. Cleveland



CAREER WALK-OFF HITS / RBI (2)

September 8, 2010 vs. Cleveland (SF; 16th inn.)
May 14, 2009 vs. Boston (RBI-single; 12th inn.)

CAREER FIELDING

POS	PCT	G	PO	A	E	TC	DP	PB
C	.985	320	2043	199	34	2276	15	21

MATHIS' BESTS

	Season		Game
AVG	.211 — 2009, 2007	H	4 — 7-23-08 vs. Cleveland
H	55 — 2008	HR	1 — 23 times; last, 7-24-10 at Texas
HR	9 — 2008	RBI	6 — 7-23-08 vs. Cleveland
RBI	42 — 2008	Hit Streak	13 — April 15-June 22, 2010



JEREMY MOORE

OF

BATS: LEFT | **THROWS:** RIGHT | **HT.:** 6-1 | **WT.** 195

49

OPENING DAY AGE: 23

BORN: June 29, 1987

BIRTHPLACE: Shreveport, LA

RESIDES: Vivian, LA

ACQUIRED: Selected in the sixth round of the 2005 free agent draft

SIGNED THRU: 2011

2010 SEASON:

- Speedy outfielder put together finest season as a professional in first full season with double-A **Arkansas**...Batted .303 (138/456) with 72 runs scored, 14 doubles, 10 triples, 13 home runs, 61 RBI and 24 stolen bases in 128 games...Logged double-digits in doubles, triples and home runs for the third straight season...Ranked sixth in Texas League with 211 total bases...10 triples led the league...Also ranked fifth in the circuit in hits and stolen bases...Placed sixth in the league with a .303 clip...Named to the Texas League All-Star team and earned Texas League Player of the Week honors Aug. 16-23...Was a standout performer in 2010 Arizona Fall League with the **Mesa Solar Sox**...Put together a stash line of .343/.395/.543 for a .938 OPS in 17 games scoring 15 runs with 15 RBI while stealing eight bases...Added to Angels' 40-man roster November 19th.

MINOR LEAGUE SUMMARY:

- In **2009**, posted club-highs in triples (12) and home runs (11) in first season with single-A **Rancho Cucamonga**... Set a career-best with 134 games played, including seven contests with **Arkansas** at season's end (.333, 2 HR, 10 RBI)...Logged double-digits in doubles (20), triples and home runs for the second straight season (11 2Bs, 12 3Bs & 17 HRs in 2008)...All told, logged 46 extra-base hits with Quakes and Travs.
- Spent **2008** campaign with Class A **Cedar Rapids Kernels** of Midwest League...40 of his 87 hits went for extra-bases as he ranked second in the league with a .478 slugging pct...Posted double-digits in doubles (11), triples (12) and home runs (19)...12 triples ranked second in Midwest League...17 home runs led the Kernels and remain a career-high...Fell a homer short of the cycle during a 4-for-4 performance on April 13...Went 5-for-5 with a homer and a double on June 8...Stole a career-best 28 bases in 38 attempts.
- Spent entire **2007** season with Rookie-level **Orem Owlz** of the Pioneer League... Hit first home run on June 26 against Ogden and went 3-for-5 with a homer, two RBIs and three runs scored on June 28 against Idaho Falls... Went 4-for-4 with two homers and a season-high six RBIs on Aug. 7 against Casper...Finished fourth in the league in homers (14) and tied for fourth in RBI (54)...Stole 17 bases on 22 attempts.
- Spent first two professional campaigns (**2005-06**) with the **Angels' Arizona Summer League** club...12 of 36 hits in 2006 season went for extra bases...Drafted in sixth round of 2005 draft out of North Caddo High School in Louisiana.

PERSONAL/MISC:

- Jeremy Jerome Moore.
- Attended North Caddo High School in Louisiana.
- Originally signed by Angels' scout Chad MacDonald.

40-MAN ROSTER



MOORE'S LIFETIME PLAYING RECORD

Year	Club	AVG	G	AB	R	H	2B	3B	HR	RBI	SH	SF	HBP	BB	IBB	SO	SB	CS	GDP	SLG	OBP	E
2005	Angels (ASL)	.227	34	110	15	25	3	1	0	11	2	0	1	11	0	46	12	6	3	.273	.303	2
2006	Angels (ASL)	.254	41	142	25	36	7	2	3	19	1	1	3	18	0	37	4	8	4	.394	.348	2
2007	Orem	.272	68	254	50	69	13	6	14	54	4	1	3	19	2	68	17	5	5	.535	.329	6
2008	Cedar Rapids	.240	96	362	47	87	11	12	17	48	2	2	2	21	0	125	28	10	1	.478	.284	3
2009	Cucamonga	.279	124	470	61	131	20	12	11	58	4	4	4	34	2	144	17	13	6	.443	.330	3
	Arkansas	.333	7	21	5	7	0	1	2	10	0	1	1	3	0	7	1	1	0	.714	.319	0
2010	Arkansas	.303	128	456	72	138	14	10★	13	61	5	5	3	39	2	122	24	10	7	.463	.358	13
MINOR TOTALS		.272	498	1815	275	493	68	44	60	261	18	14	17	145	6	549	103	53	26	.457	.329	29

★ led or tied for league lead



KENDRYS MORALES

BATS: SWITCH | **THROWS:** RIGHT | **HT.:** 6-1 | **WT.** 225



OPENING DAY AGE: 27

BORN: June 20, 1983

BIRTHPLACE: Fomento, Sancti-Spiritus, Cuba

RESIDES: Santo Domingo, DR

MARRIED: Yarley Pereira, May 11, 2009

CHILDREN: Andrea, Hanely

ACQUIRED: Signed as free agent, Dec. 1, 2004

SIGNED THRU: 2011

M.L. SERVICE: 3 yrs., 57 days

2010 SEASON:

■ Limited to 51 games after suffering fractured lower left leg following his game-ending grand slam in 10th inning on May 29, 2010 vs. Seattle...Placed on 60-day D.L. May 30th...Underwent surgery on June 10th at the Orange Surgery Center in Orange, CA...Procedure was performed by Dr. Phil Kwong (Foot & Ankle Specialist with Kerlan-Jobe Clinic)...At time of injury, he was leading **Angels** in average (.290), home runs (11), total bases (94) and RBI (39)...Was on-pace for a career-best 35 home runs and 124 RBI and was the only Angel to appear in all 51 games...His 30 home runs since the 2009 All-Star break were most in A.L. in the span at time of injury...Named A.L. Player of the Week for week ending April 25...In seven games, hit a Major League-best .542 (13/24) with seven runs scored, 22 total bases, three home runs and an A.L. best 10 RBI...Marked his second career weekly award (previous: 8/3/09)...Launched 50th career HR on April 22nd in his 295th career game - 4th fastest in club history.

POST-SEASON SUMMARY:

■ Appeared in all nine games of **2009** post-season, batting .176 (6/34) with two home runs and seven RBI...Batted .200 (2/10) with a home run and three RBI in Division Series vs. Boston...Started all six games in Championship Series vs. New York batting .167 (4/24) with a home run and four RBI...Appeared in all four games of **2008** Division Series vs. Boston as pinch-hitter...Went 2-for-4 with a double in his four PH at-bats...Double came leading off 9th inning of a tie game in Game 4 at Fenway Park (pinch-runner Reggie Willits for Morales was tagged out on missed squeeze play in the inning)...Made playoff debut in **2007** ALDS vs. Boston...Appeared in three games batting .111 (1/9) with one run scored...Started Game 2 as DH and Game 3 at first base.

MAJOR LEAGUE SUMMARY:

■ Breakout season in **2009** as he was voted **Angels'** Team MVP in his first full campaign with the club...Finished 5th in A.L. MVP voting...Batted .306 (173/566), with 86 runs, 43 doubles, two triples, 34 home runs and 108 RBI...Set Angels' single-season HR record for a switch hitter with 34 (previously 28 by C. Davis in '96) and most total bases by a switch-hitter (322)...32 of 34 HRs came batting left-handed...Logged five multi-HR games...His 33 HRs were most by an Angels' first baseman since Mo Vaughn hit a club-record 34 in 2000...First Angels' first baseman with 100 RBI since Vaughn in 2000 (117)...Ranked among A.L. leaders in several power categories - 34 HRs (6th in AL), 108 RBI (T5th in AL), .569 slugging pct. (2nd in AL) and 79 extra-base hits (3rd in AL)...Named A.L. Player of the Month for August...Batted .385 (42/109)

EXCLUSIVE COMPANY

In '09, Morales posted 34 home runs and 43 doubles...Only two others in club history have 30+ HRs and 40+ doubles in a season- Doug DeCinces in 1982 & Garret Anderson in 2000.



with 10 home runs and 33 RBI in 28 games with an MLB-best .734 slugging pct...33 RBI set a new club record for August...Fell one RBI of matching club record for RBI in any month (34 by Don Baylor in July 1979 and Jim Edmonds in July 1995)...Had the finest offensive night of his career Aug. 28 vs. Oakland (5/5, 2 R, 2 2B, 2 HR, 6 RBI)...13 total bases fell two shy of tying the club record...The four extra-base hits tied a club record (8th place)...Named A.L. Player of the Week for the period ending Aug. 2...Hit .423 (11/26) and led Majors with five HRs, 13 RBI and 28 total bases in six games...Set career-high with 6 RBI, Aug. 2 at Minnesota...Had career-best 20-game hit streak June 24-July 22 (.372; 29/78)...Just sixth Angel in decade with a hit streak of 20 or more games...Walk-off RBI single with two outs in 9th May 31 vs. Seattle (2nd game-ending hit of career)...Made first career Opening Day start as he took over at first base after departures of Mark Teixeira (free agent) and Casey Kotchman (trade).

- Had four separate stints with **Angels** in **2008**...21 of 27 games played came in September...Logged all three home runs and eight RBI in the month...Connected for first of three consecutive home runs by Angels in 7th inning. Sept. 18 at Oakland (Morales, Napoli and Wood)...Made four starts at first base, four starts in right field and two starts as DH...Batted .341 (108/317) with 46 runs scored, 19 doubles, 15 home runs and 64 RBI in 78 games for triple-A **Salt Lake**...Missed time due to right oblique strain...Named Organizational Player of the Month for May (.352, 6 HR, 17 RBI).
- In **2007**, hit safely in 16 of 21 games batting .324 (24/74) after his recall Aug. 24...Hit safely in 28 of last 33 games between triple-A **Salt Lake** and **Angels**...Batted .483 (14/29) with Angels in August...Collected first career walk-off hit Sept. 7 vs. Cleveland in 10th inning...Made 13 starts as DH with Angels...Last optioned to Salt Lake, July 24...Was riding a 12-game hit streak at Salt Lake and hitting .438 (32/73) with four home runs and 17 RBI in 18 games in August with Bees...Hit a team-best .341 (87/255) with 42 runs scored, 20 doubles, five home runs and 37 RBI in 64 games with Salt Lake.
- Opened **2006** season at triple-A **Salt Lake**...Recalled by **Angels** May 23 and made Major League debut as starting first baseman same day at Texas...Became just third Angel to collect three hits in Major League debut, joining Gil Flores (1977) and Lee Stevens (1990)...Also became 24th player in club history to hit a HR in first game as an Angel...Became 18th Cuban native to appear with Angels, first since Luis Tiant in 1982...One of eight rookies to make debut with Angels in 2006...Hit .409 (9/22) with 2 HR and 6 RBI in first five Major League games...Made 49 starts at first base, committing five errors...Optioned to Salt Lake July 24 and joined Angels for second stint from Sept. 11 through end of season...Batted .320 (82/256) with 12 doubles, one triple, 12 home runs and 52 RBI in 66 games with Bees...Named organizational Player of the Month for May in which he batted .408 (31/76) in 19 games...Played with Gigantes in Santo Domingo in Dominican Winter League in 2006.

MINOR LEAGUE SUMMARY:

- In **2005**, did not begin playing in Angels system until late May as his arrival to United States was delayed while trying to obtain Dominican citizenship and a passport needed to procure an American visa...Finally joined single-A **Rancho Cucamonga** on May 21 and homered on second pitch he saw in first game vs. Visalia...In 22 games with Quakes playing mostly first base, hit .344 (31/90) with 5 HRs and 17 RBI before promotion to double-A **Arkansas**...Struggled in first 12 games with Travs, batting .156 (7/45) with no home runs and five RBI before exploding for 3-HR, 5-RBI game June 28 vs. San Antonio...Enjoyed 15-game hit streak (Aug. 15-29) and homered in four consecutive games (July 30-Aug. 3)...Named Texas League Player of Week, Aug. 22-28 and Angels' Organizational Player of Month for August (.364, 10 HR, 22 RBI)...Finished batting .306 (86/281) with 17 home runs and 54 RBI in 74 games with Arkansas, playing 60 games at first base (1 E)...One of Arkansas' top performers in seven post-season games, hitting .321 (9/29) with 4 HR and 9 RBI, as Travs won Eastern League Championship before losing to Midland in Championship Series...Selected to play in MLB Futures Game (World Team) during the All-Star break in Detroit.

CAREER HIGHLIGHTS (CUBA):

- As Cuban amateur, owned career .330 (287/871) average with 60 doubles, five triples, 37 home runs and 170 RBI.
- In **2004**, did not play baseball as he was banned from the sport in Cuba in late 2003 for attempting to leave the country...Was paid \$5 per month while playing in Cuban National League...Agreed to six-year Major League contract with Angels, Dec. 1, 2004...Deal became official after receiving clearance to enter into a contract with the Angels from the U. S. Treasury Department's Office of Foreign Assets Control (OFAC).
- In **2002-03**, posted .391 average with nine home runs and 42 RBI for the Industriales in the Cuban National League...At conclusion of season, batted cleanup for Cuban National Team at Baseball World Cup tournament in Havana...Hit grand slam to help Cuba to 6-3 win over Taiwan in final as Cuba claimed the Gold Medal.
- In **2001-02**, was selected as Rookie of the Year while playing for Havana Industriales...Set rookie records in runs (60), hits (114), home runs (21), extra-base hits (46) and RBI (82)...Broke 30-year old RBI record and at the age of 19, was the first teenager to star for Cuba's National Team since Omar Linares.
- In **1999**, played for Cuban team in Pan-American Championships, throwing nine innings in 2-0 win over Mexico.
- In **1998**, was MVP for Cuban Junior Team and played on All-Star Team at Pan-American Championships.

40-MAN ROSTER



PERSONAL/MISC:

- Kendrys Morales Rodriguez.
- 18th Cuban native to appear with Angels, first since Luis Tiant in 1982.
- Defected to U.S. on June 8, 2004 after eight unsuccessful attempts...Established residency in Dominican Republic.
- In 2002, became first teenager to play for the Cuban national team since Omar Linares in the 1980s.
- Agreed to six-year Major League contract with Angels, Dec. 1, 2004...Deal became official after receiving clearance to enter into a contract with the Angels from the U. S. Treasury Department's Office of Foreign Assets Control (OFAC).
- Named as fifth best prospect in Angels' system for 2005 and seventh best prospect for 2006 by *Baseball America*...Also named as seventh best prospect in Texas League.
- Signed by Angels' scout Clay Daniel.

MORALES' LIFETIME PLAYING RECORD

Year	Club	AVG	G	AB	R	H	2B	3B	HR	RBI	SH	SF	HBP	BB	IBB	SO	SB	CS	GDP	SLG	OBP	E
2001-02	Havana	.324	90	352	60	114	24	1	21	82	0	4	6	38	7	57	2	2	9	.577	.395	5
2002-03	Havana	.391	56	202	47	79	13	2	9	42	0	2	8	42	3	24	0	1	2	.609	.508	2
2004		Did Not Play																				
2005	Cucamonga	.344	22	90	18	31	3	0	5	17	0	1	3	6	0	11	0	0	3	.544	.400	5
	Arkansas	.306	74	281	47	86	12	0	17	54	0	1	2	17	1	43	2	0	7	.530	.349	7
2006	Salt Lake	.320	66	256	41	82	12	1	12	52	0	1	2	14	0	40	0	3	6	.516	.359	1
	LAA	.234	57	197	21	46	10	1	5	22	0	1	0	17	1	28	1	1	11	.371	.293	5
2007	Salt Lake	.341	64	255	42	87	20	1	5	37	0	1	4	15	1	30	0	2	3	.486	.385	6
	LAA	.294	43	119	12	35	10	0	4	15	0	0	1	6	2	21	0	1	5	.479	.333	0
2008	Salt Lake	.341	78	317	46	108	19	0	15	64	0	3	1	19	3	43	1	3	9	.543	.376	3
	LAA	.213	27	61	7	13	2	0	3	8	0	0	1	4	0	7	0	1	3	.393	.273	0
2009	LAA	.306	152	566	86	173	43	2	34	108	0	8	2	46	10	117	3	7	15	.569	.355	8
2010	LAA	.290	51	193	29	56	5	0	11	39	0	1	5	12	3	31	0	1	5	.487	.346	2
MAJOR TOTALS		.284	330	1136	155	323	70	3	57	192	0	10	9	85	16	204	4	11	39	.502	.336	15
MINOR TOTALS		.329	304	1199	194	394	67	2	54	224	0	7	12	71	5	167	3	8	28	.523	.370	22

Disabling injuries: 2010 — Fractured lower left leg; disabled May 30 — end of season

CAREER MULTIPLE-HOME RUN GAMES (6)

May 15, 2010 vs. Oakland
August 2, 2009 at Minnesota

August 28, 2009 vs. Oakland
July 27, 2009 vs. Cleveland

August 10, 2009 vs. Tampa Bay
May 18, 2009 at Seattle

CAREER GRAND SLAMS (1)

May 29, 2010 vs. Seattle (walk-off)

CAREER WALK-OFF HITS / RBI (3)

May 29, 2010 vs. Seattle (Grand Slam; 10th inn.)
May 31, 2009 vs. Seattle (RBI-single; 9th inn.)
September 7, 2007 vs. Cleveland (RBI-single; 10th inn.)

DIVISION SERIES TOTALS

Year	Club, Opp	AVG	G	AB	R	H	2B	3B	HR	RBI	SH	SF	HBP	BB	IBB	SO	SB	CS	GDP	SLG	OBP	E
2007	LAA, Bos.	.111	3	9	1	1	0	0	0	0	0	0	0	0	0	2	0	0	0	.111	.111	0
2008	LAA, Bos.	.500	4	4	0	2	1	0	0	0	0	0	0	0	0	0	0	0	0	.750	.500	0
2009	LAA, Bos.	.300	3	10	2	2	0	0	1	3	0	1	0	1	0	0	0	0	0	.500	.250	0
Totals		.217	10	23	3	5	1	0	1	3	0	1	0	1	0	2	0	0	0	.391	.250	0

LEAGUE CHAMPIONSHIP SERIES TOTALS

Year	Club, Opp	AVG	G	AB	R	H	2B	3B	HR	RBI	SH	SF	HBP	BB	IBB	SO	SB	CS	GDP	SLG	OBP	E
2009	LAA, NYY	.167	6	24	1	4	0	0	1	4	0	0	1	1	0	6	0	0	0	.292	.231	0

CAREER FIELDING

POS	PCT	G	PO	A	E	TC	DP
1B	.994	284	2282	160	15	2457	238
OF	1.000	18	23	0	0	23	0

MORALES' BESTS

	Season	Game
AVG	.306 — 2009	5 — 8-28-09 vs. Oakland
H	173 — 2009	2 — 6 times; last, 5-15-10 vs. Oakland
HR	34 — 2009	6 — 8-28-09 vs. Oakland & 8-2-09 at Minn.
RBI	108 — 2009	1 — 4 times; last, 10-2-09 at Oakland
SB	3 — 2009	Hit Streak 20 — June 24-July 22, 2009





ANTHONY ORTEGA

RHP

BATS: RIGHT | THROWS: RIGHT | HT.: 6-0 | WT. 185 **64**

OPENING DAY AGE: 25 BORN: Aug. 24, 1985
 BIRTHPLACE: Ocumare Del Tuy, VZ RESIDES: Charallave, Miranda, VZ
 MARRIED: Yurimar Karina Falcon, Feb. 20, 2008
 CHILDREN: Yohelimar
 ACQUIRED: Signed as a non-drafted free agent, October 13, 2003
 SIGNED THRU: 2011 M.L. SERVICE: 139 days

2010 SEASON:

- Began season on disabled list with a strained right triceps...Made five rehab appearances (three starts) with Arizona League **Angels** in July, did not record a decision while posting a 8.00 ERA (9 IP - 8 ER)...Was reinstated from the disabled list and optioned to double-A **Arkansas**, August 4...Made 10 relief appearances with Travelers, posting an 0-1 record with a 8.04 ERA (15.2 IP - 14 ER).

MINOR LEAGUE SUMMARY:

- In **2009**, began season at triple-A **Salt Lake**, posting a 1-1 record with a 9.88 ERA (13.2 IP - 15 ER) in three starts...Had contract selected by **Angels**, April 25...Compiled an 0-2 record and a 9.24 ERA (12.2 IP - 13 ER) in three starts...Made Major League debut and took first loss, April 25 vs. Seattle (5 IP, 4 H, 5 R, 4 ER, 1 BB, 5 SO, 2 HR)...Was optioned to Salt Lake, May 10...Made final start defeating Omaha, May 12...Suffered from right elbow inflammation and was shut down for remainder of season.
- In **2008**, began season with double-A **Arkansas**, going 9-7 with a 3.73 ERA (135 IP - 56 ER)...Struck out 10 batters in a complete-game shutout against Tulsa, June 15...Promoted to triple-A **Salt Lake**, August 4...Pitched an eight-inning shutout August 10 against Fresno...Posted a 5-0 record with a 2.52 ERA (39.1 IP - 11 ER) at Salt Lake...Received Howie Gershberg Minor League Pitcher of the Year Award.
- In **2007**, spent entire season at single-A **Rancho Cucamonga**, posting a 7-11 record in 28 games...Struck out a season-high 11 batters in seven innings, August 9 against High Desert...Placed fifth in the California League with a 4.02 ERA and seventh with 127 strikeouts.
- In **2006**, split time between **Rancho Cucamonga**, **Orem** and **Cedar Rapids**, posting a combined 2-8 record with a 3.54 ERA in 19 games...Longest stint was spent at Cedar Rapids, where he posted a 1-6 record with a 4.34 ERA (66.1 IP - 32 ER)...Struck out a season-best eight batters, August 4 against Peoria.
- In **2005**, spent entire campaign with the **DSL Angels**, going 7-4 with a league-leading 0.86 ERA in 14 starts...Tied for fourth with 100 strikeouts in 94.1 innings.
- In **2004**, began professional career with the **DSL Angels**, posting a 2-6 record with a 2.45 ERA in 13 starts.

PERSONAL/MISC:

- Anthony Yoel Ortega Martinez.
- Attended UEN Francisco Tosta Garcia (VZ).
- Signed by Angels scout Carlos Porte.

ORTEGA'S LIFETIME PITCHING RECORD

Year	Club	W-L	ERA	G	GS	CG	GF	SHO	SV	IP	H	R	ER	HR	HB	BB	IBB	SO	WP	BK	BA
2004	—Angels (DSL)	2-6	2.45	13	13	0	0	0	0	80.2	64	28	22	3	5	13	0	61	8	2	.215
2005	—Angels (DSL)	7-4	0.86★	14	14	2	0	0	0	94.1	62	20	9	2	4	21	0	100	4	1	.182
2006	—Cucamonga	0-1	2.08	5	1	0	3	0	1	8.2	9	6	2	0	0	5	0	5	0	0	.281
	—Orem	1-1	0.79	2	2	0	0	0	0	11.1	6	3	1	0	1	2	0	11	1	0	.162
	—Cedar Rapids	1-6	4.21	12	12	0	0	0	0	66.1	71	36	31	5	2	27	0	55	11	0	.280
2007	—Cucamonga	7-11	4.02	28	28	1	0	0	0	163.1	157	84	73	17	5	68	2	127	8	2	.254
2008	—Arkansas	9-7	3.73	22	22	1	0	1	0	135	124	65	56	11	7	49	0	83	9	1	.247
	—Salt Lake	5-0	2.52	6	6	0	0	0	0	39.1	46	14	11	2	3	6	0	22	2	1	.282
2009	—Salt Lake	2-1	9.64	4	4	0	0	0	0	18.2	30	21	20	5	1	6	0	5	0	0	.366
	—LAA	0-2	9.24	3	3	0	0	0	0	12.2	19	15	13	4	0	6	0	7	0	0	.345
2010	—Angels (AZL)	0-0	8.00	5	3	0	1	0	0	9	11	8	8	1	0	5	0	11	0	0	.297
	—Arkansas	0-1	8.04	10	0	0	1	0	0	15.2	21	18	14	4	0	14	0	12	3	0	.328
MINOR TOTALS		34-38	3.46	121	105	4	5	1	1	642.1	601	303	247	54	28	216	2	492	46	7	.248

★ led or tied for league lead



MATT PALMER

RHP

BATS: RIGHT | THROWS: RIGHT | HT.: 6-2 | WT. 235
32
OPENING DAY AGE: 32
BORN: March 21, 1979
BIRTHPLACE: Memphis, TN
RESIDES: Queen Creek, AZ
MARRIED: Michelle Sellers, Feb. 18, 2006
CHILDREN: Justin, Morgan, Keegan
ACQUIRED: Signed as free agent, January 10, 2009
SIGNED THRU: 2011
M.L. SERVICE: 1 yr., 147 days

2010 SEASON:

- Made first career Opening Day roster...Finished season 1-2 with a 4.54 ERA (33.2 IP - 17 ER) in 14 appearances (one start) with **Angels**...Allowed 38 hits (1 HR) while walking 20 and striking out 17...Tossed 4.1 innings on April 22 vs. Detroit, marking longest relief outing of career and longest outing of the season by an Angels reliever...Posted a 6.26 ERA (23.0 IP - 16 ER) over his first nine appearances of the season before being placed on the DL, May 6...Missed 76 games (May 6-July 26) with an acute sprain of the right sternoclavicular joint...Was reinstated from disabled list and optioned to **Salt Lake**, July 26...Went 2-3 with a 2.72 ERA (46.1 IP - 14 ER) in 13 appearances (seven starts) with the Bees...Was recalled by Angels, Sept. 6 and registered a 0.84 ERA (10.2 IP - 1 ER) in final five appearances.

MINOR LEAGUE SUMMARY:

- In **2009**, began season at triple-A **Salt Lake** where he posted a 1-1 record with an 11.74 ERA (7.2 IP - 10 ER) in two starts...Had contract selected by **Angels**, April 23...Finished season 11-2 with a 3.93 ERA (121.1 IP - 53 ER) with a complete game in 40 appearances, 13 starts...Allowed 105 hits (12 HR), walked 55 and struck out 69...Was 9-1 with a 4.66 ERA (75.1 IP - 39 ER) as a starter...Recorded first big league win in Angels debut, April 23 vs. Detroit (6 IP, 6 H, 5 R, 4 ER, 1 BB, 3 SO, 1 HR)...With sixth consecutive victory, June 12 vs. San Diego, joined Jered Weaver as only Halos in club history to start Angels career with six straight wins...Became the first rookie in Major League history over the age of 30 to start a season with six consecutive wins, all as a starter...Also became just the fifth pitcher in Angel history to start a season 6-0...Teammates J. Saunders and E. Santana were the third and fourth players to join that group (both in 2008)...Made first relief appearance, July 1 at Texas (2 IP, 1 BB, 2 SO)...Made spot starts July 25 vs. Minnesota and September 30 vs. Texas...Held right-handed batters to a .196 average.
- In **2008**, spent majority of season at triple-A **Fresno** (Giants affiliate) going 6-10 with a 4.18 ERA (142 IP - 66 ER) in 26 games (25 starts)...Led Pacific Coast League with 143 strikeouts and ranked seventh in ERA and fifth in walks (72)...Named PCL Player of Week, May 5-11, 2008...Made Major League debut, Aug. 16, 2008 vs. Atlanta...Made three starts with **San Francisco**, posting an 0-2 record with an 8.53 ERA (12.2 IP - 12 ER).
- In **2007**, posted an 11-8 record with one complete game and a 4.32 ERA (150 IP - 72 ER) in 29 appearances, 25 starts, at **Fresno**...Allowed 155 hits (17 HR), walked 51 and struck out 98...Appeared in one start at double-A **Connecticut**.
- In **2006**, split season between double-A **Connecticut** and triple-A **Fresno**...At Connecticut, went 5-3 with a 1.30 ERA (62.1 IP - 9 ER) in 15 appearances, nine starts...Promoted to Fresno where he posted a 6-4 record and a 4.05 ERA (91 IP - 41 ER) in 15 starts...Named PCL Player of Week, July 15-22.
- In **2005**, was limited to 11 appearances (two starts) at double-A **Norwich**, compiling an 0-1 record and a 2.67 ERA (27 IP - 8 ER).
- In **2004**, spent entire season at **Norwich**, posting a 4-7 record with eight saves and a 3.06 ERA (79.1 IP - 27 ER) in 42 appearances, five starts.
- In **2003**, spent majority of season at single-A **Hagerstown**, going 5-0 with 25 saves and a 1.20 ERA (52.1 IP - 7 ER) in 44 relief appearances...Earned South Atlantic League Rolands Relief Man of the Year Award while also winning monthly Rolands honors in May, July and August...Selected to participate in South Atlantic League All-Star Game...Promoted to double-A **Norwich** where he finished the season appearing in five games.
- In **2002**, began professional career at **Salem Keizer** posting a 3-2 record with a 1.84 ERA (53.2 IP - 11 ER) in 16 appearances, nine starts.

PERSONAL/MISC:

- Jonathan Matthew Palmer.
- Attended Caruthersville HS (MO), Three Rivers (MO) Community College and Missouri State University.
- Was selected by the San Francisco Giants in 31st round of 2002 free agent draft; Signed, June 7, 2002; Granted free agency, November 3, 2008.
- Originally signed by Giants' scout Todd Thomas.

PALMER





40-MAN ROSTER

PALMER'S LIFETIME PITCHING RECORD

Year	Club	W-L	ERA	G	GS	CG	GF	SHO	SV	IP	H	R	ER	HR	HB	BB	IBB	SO	WP	BK	BA
2002	Salem-Keizer	3-2	1.84	16	9	0	3	0	0	53.2	44	15	11	0	3	23	0	49	5	0	.232
2003	Hagerstown	5-0	1.20	44	0	0	41	0	25	52.1	21	7	7	3	4	15	0	56	3	1	.121
	Norwich	0-0	13.50	5	0	0	1	0	0	6.2	12	11	10	0	2	5	0	5	3	0	.364
2004	Norwich	4-7	3.06	42	5	0	17	0	8	79.1	66	35	27	4	7	51	4	81	7	0	.223
2005	Norwich	0-1	2.67	11	2	0	4	0	1	27	22	14	8	2	3	9	0	20	2	0	.212
2006	Connecticut	5-3	1.30	15	9	0	2	0	0	62.1	50	20	9	1	7	10	0	51	1	0	.216
	Fresno	6-4	4.05	15	15	0	0	0	0	91	91	45	41	10	9	30	0	64	3	1	.265
2007	Fresno	11-8	4.32	29	25	1	1	0	0	150	155	80	72	17	12	51	0	98	6	0	.271
	Connecticut	0-0	10.80	1	1	0	0	0	0	5	8	6	6	2	1	2	0	3	1	0	.381
2008	Fresno	6-10	4.18	26	25	1	0	0	0	142	138	71	66	11	10	72	0	143★	11	0	.259
	SF	0-2	8.53	3	3	0	0	0	0	12.2	17	13	12	1	2	13	1	3	0	0	.333
2009	Salt Lake	1-1	11.74	2	2	0	0	0	0	7.2	13	10	10	2	1	3	0	5	0	0	.382
	LAA	11-2	3.93	40	13	1	11	0	0	121.1	105	55	53	12	4	55	2	69	5	0	.240
2010	LAA	1-2	4.54	14	1	0	3	0	0	33.2	38	20	17	1	1	20	1	17	2	0	.281
	AZL Angels (1)	0-0	0.00	2	1	0	0	0	0	4.0	2	0	0	0	0	1	0	2	0	0	.182
	Salt Lake	2-3	2.72	13	7	0	3	0	2	46.1	32	17	14	4	3	19	1	36	3	0	.198
MINOR TOTALS		43-39	3.48	221	101	2	72	0	36	727.1	654	331	281	56	61	291	5	613	45	2	.242
MAJOR TOTALS		12-6	4.40	57	17	1	13	0	0	167.2	160	88	82	14	7	88	4	89	7	0	.257

★ led or tied for league lead
(1) rehab assignment

Disabling injuries: 2010 — Acute sprain of right sternoclavicular joint; disabled May 6 – June 26

LEAGUE CHAMPIONSHIP SERIES TOTALS

Year	Club, Opp.	W-L	ERA	G	GS	CG	SHO	SV	IP	H	R	ER	BB	SO
2009	LAA, NYY	0-0	13.50	2	0	0	0	0	2.2	5	4	4	1	2

PALMER'S BESTS

	Season		Game
Wins	11 — 2009	SO	8 — May 13, 2009 vs. Bos.
ERA	3.93 — 2009	BB	6 — Aug. 26, 2008 vs. Col.
IP	121.1 — 2009	IP	9.0 — May 13, 2009 vs. Bos.
SO	69 — 2009	H	10 — Twice, last, June 28, 2009 at AZ
Win Streak	6 — 4/23-5/19/09	R	7 — April 9, 2010 vs. Oak.

CURRENT ANGELS' FIRST MAJOR LEAGUE HITS

Player (Team)	Date	Opponent	Pitcher	Hit
Bobby Abreu (HOU)	September 24, 1996	vs. NYM	Bobby Jones	Single
Erick Aybar (LAA)	May 20, 2006	at LAD	Brett Tomko	Single
Peter Bourjos (LAA)	August 4, 2010	at BAL	Brian Matusz	Single
Alberto Callaspo (ARI)	August 8, 2006	vs. SF	Brian Wilson	Double
Hank Conger (LAA)	September 15, 2010	at CLE	Jenmar Gomez	Single
Dan Haren (STL)	June 30, 2003	vs. SF	Jason Schmidt	Double
Torii Hunter (MIN)	September 23, 2005	at BAL	Arthur Rhodes	Single
Maicer Izturis (MON)	August 27, 2004	vs. SF	Dennis Tankersly	Single
Scott Kazmir (TB)	June 17, 2007	at COL	Aaron Cook	Single
Howie Kendrick (LAA)	May 1, 2006	vs. OAK	Barry Zito	Single
Jeff Mathis (LAA)	September 29, 2005	at OAK	Keiichi Yabu	Single
Kendry Morales (LAA)	May 23, 2006	at TEX	Vicente Padilla	Single
Matt Palmer (SF)	August 21, 2008	vs. FLA	Josh Johnson	Single
Chris Pettit (LAA)	September 29, 2009	vs. TEX	Pedro Roa	Single
Joel Pineiro (SEA)	June 18, 2002	at CIN	Chris Reitsma	Single
Andrew Romine (LAA)	September 26, 2010	vs. CWS	Tony Pena	Single
Freddy Sandoval (LAA)	September 14, 2008	vs. SEA	Felix Hernandez	Single
Ervin Santana (LAA)	June 9, 2007	at STL	Braden Looper	Double
Mark Trumbo (LAA)	October 3, 2010	at TEX	Mark Lowe	Single
Jered Weaver (LAA)	June 16, 2007	at LAD	Jason Schmidt	Single
Vernon Wells (TOR)	Sept. 1, 1999	vs. MIN	Eric Milton	Double
Reggie Willits (LAA)	July 22, 2006	at KC	Luke Hudson	Single
Bobby Wilson (LAA)	April 28, 2008	vs. OAK	Dallas Braden	Single
Brandon Wood (LAA)	April 29, 2007	at CWS	Bobby Jenks	Single





OF

BATS: RIGHT | **THROWS: RIGHT** | **HT.: 6-0** | **WT. 200** 

OPENING DAY AGE: 26 **BORN:** Aug. 15, 1984
BIRTHPLACE: Pasadena, CA **RESIDES:** San Dimas, CA
ACQUIRED: Selected in 19th round of 2006 free agent draft
SIGNED THRU: 2011 **M.L. SERVICE:** 1 yr., 27 days

- Suffered shoulder injury and torn labrum while leaping over catcher to avoid a tag and diving back to the plate in a Winter League game in Dominican Republic...Rehabilitated the shoulder and recieved a cortisone shot before opting for surgery in March...Missed entire 2010 campaign and placed on the Angels' 60-day DL on April 14th.

- In first season at triple-A level **Salt Lake**, batted team-best .321 with 70 runs, 30 doubles, three triples, eight home runs and 58 RBI in 96 contests...Stole 18 bases...Connected on eventual game-winning three-run home run on April 23 at Tacoma...Named Organizational Player of the Month for April batting .424 with 9 2B's, 1 HR and 13 RBI...Hit safely in 24 of 25 games played from April 22 to May 18...Placed on DL on June 5 with fractured left hamate, activated July 21...Registered a .367 batting average with a team-high 21 doubles, four home runs, 34 RBI and 14 stolen bases at the time of injury...Saw first big league action as a September call-up with **Angels**...Made Major League debut Sept. 8 vs. NYY (PH, 0/1)...Made first Major League Start, Sept. 14th vs. Seattle at Angel Stadium...Went 1/3 with a walk.
- In **2008**, registered a .248 average in 61 games for double-A **Arkansas** with 55 hits, 12 doubles, two triples, six homeruns and 26 RBI...Played for Scottsdale Scorpions in 2008 Arizona Fall League, batting .359 (52/145) with 30 runs scored, 13 doubles, one triple, four home runs and 20 RBI in 37 games.
- Named the Angels' Organization Player of Year in **2007** after batting .327 (161/493) at **Rancho Cucamonga** and **Cedar Rapids**...Posted 18 home runs, 95 RBI and 30 stolen bases...Led all Angels' minor leaguers in RBI and ranked fourth in average and stolen bases.
- With rookie-level **Orem**, was Pioneer League leader in **2006** in doubles (25) and finished among league leaders in average (.336, T5th), RBI (54, 4th), on-base percentage (.445, 3rd), slugging percentage (.566, 3rd) and extra-base hits (23, T3rd)...Named to 2006 Pioneer League All-Star Team.

- Christopher Michael Pettit.
- Attended San Dimas HS (CA) and Loyola Marymount Univ. in Westchester, CA.
- Originally signed by Angels' scout Bobby DeJardin.
- Played for Scottsdale Scorpions in 2008 Arizona Fall League, batting .359 (52/145) with 30 runs scored, 13 doubles, one triple, four home runs and 20 RBI in 37 games...Led league in hits, total bases (79), doubles and games played...Selected to AFL's Top Prospects Team.

Year	Club	AVG	G	AB	R	H	2B	3B	HR	RBI	SH	SF	HBP	BB	IBB	SO	SB	CS	GDP	SLG	OBP	E
2006	Orem	.336	68	226	41	76	25	3	7	54	0	1	14	31	1	48	5	1	5	.566	.445	2
2007	Cedar Rapids	.346	64	228	47	79	24	1	9	41	0	3	12	23	3	41	17	4	5	.579	.429	3
	Cucamonga	.309	69	265	54	82	20	2	9	54	1	2	3	36	1	48	13	3	5	.502	.395	0
2008	Arkansas	.248	61	222	27	55	12	2	6	26	4	1	8	16	0	39	5	2	4	.401	.320	2
	Angels (ASL)	.231	3	13	3	3	1	0	0	2	0	0	0	2	0	2	0	0	0	.308	.333	0
2009	Angels (ASL)	.357	4	14	2	5	1	0	0	1	3	6	1	3	0	6	1	0	0	.471	.429	0
	Salt Lake	.321	96	371	70	119	30	3	8	58	1	3	8	31	0	62	18	2	9	.482	.383	3
	LAA	.286	10	7	2	2	0	0	0	0	0	0	0	0	0	1	0	0	0	.286	.286	0
2010	LAA																					
INJURED (DNP)																						
MINOR TOTALS		.313	365	1339	244	419	113	10	39	236	6	10	45	142	5	246	59	12	27	.501	.395	10

★ led or tied for league lead



JOEL PIÑEIRO

RHP

BATS: RIGHT | THROWS: RIGHT | HT.: 6-0 | WT. 200 

OPENING DAY AGE: 32 BORN: Sept. 25, 1978
BIRTHPLACE: Rio Padres, Puerto Rico RESIDES: Pine Crest, FL
MARRIED: Shirley
CHILDREN: Joel Jr., Juliana, Adrian and Fabian
ACQUIRED: Signed as free agent, January 21, 2009
SIGNED THRU: 2011 M.L. SERVICE: 9 yrs., 144 days

2010 SEASON:

- In first season with **Angels** and ninth full Major League season, compiled a 10-7 record with three complete games and a 3.84 ERA (152.1 IP - 65 ER) in 23 starts...Allowed 155 hits (15 HR) while walking 34 and striking out 92...Tossed a team-best 18 consecutive scoreless innings from May 5-21...Posted seven straight victories from June 6 to July 15, coming one win shy of career-best win streak...Five wins in June matched his most victories in a calendar month (also July 2003)...Was placed on disabled list, July 29 (retro to July 22) after straining his left oblique muscle while warming up in the bullpen moments before his scheduled start on July 28...Made rehab start for **Rancho Cucamonga**, Sept. 12, earning the win over Lake Elsinore in second round of Cal League playoffs (6 IP, 3 H, 2 R, 2 ER, 1 BB, 3 SO)...Reinstated from DL, September 18...Did not record a decision in final three starts after returning from DL, despite posting a 1.71 ERA (21 IP - 4 ER)...Won seven of final eight decisions, posting a 2.77 ERA (84.1 IP - 26 ER) over the span to drop ERA from 5.23 to 3.84...Tossed quality starts in 10 of final 11 starts...Posted a 1.63 ERA (71.2 IP - 13 ER) over his final 10 starts at Angel Stadium, allowing one run or less in seven of the 10 starts...Pitched six innings-or-more in final 14 starts and 21 of 23 starts...Had quality starts in 17 of 23 outings.

POST-SEASON EXPERIENCE:

- In **2009**, started Game 3 of Division Series at Los Angeles...Took the loss in 5-1 decision, allowing four runs on seven hits in four innings pitched...In **2001**, saw limited action in the postseason while with Seattle...Struck out five batters in two innings in Game 5 of Championship Series at New York.

MAJOR LEAGUE SUMMARY:

- In **2009**, posted a 15-12 record with three complete games, two shutouts, and a 3.53 ERA (214 IP - 84 ER) in 32 starts for **St. Louis**...Allowed 218 hits (11 HR), walked 27 and struck out 105...Came within one win of career-high while throwing a personal best 214 innings...Ranked first among Major League pitchers in walks per 9 IP at 1.14 (27 BB/214 IP)...Had 13 starts with no walks, including twice going four consecutive starts without walking a batter...Began season winning each of first four starts (4-0, 3.76) before dropping eight of nine (1-8, 3.77)...Tossed three 9.0 IP complete games, facing fewer than 30 batters in each...All three complete games came before the All-Star break...In 2-1 victory over Arizona, July 19, drove in both runs with a two-run double, becoming the second pitcher in the last three seasons to win a game in which he drove in all of his team's runs...Recorded 15th win, September 22 at Houston, joining Chris Carpenter and Adam Wainwright to become only the fifth National League team since 2000 to have three pitchers with at least 15 wins...Three of the previous four teams to accomplish the feat were also St. Louis teams...In final 17 starts, posted a 9-3 record.
- In **2008**, spent first full season with **St. Louis**, posting a 7-7 record and a 5.15 ERA (148.2 IP - 85 ER) with one save in 26 appearances, 25 starts...Allowed 180 hits (22 HR), walked 35 and struck out 81...Missed first 12 games of season with right shoulder capsulitis...Did not strike out a batter in first two starts, the first and only time he has gone consecutive starts without a strikeout...In back-to-back starts, April 24 and 29, allowed just one run over 14.0 innings (0.64 ERA) striking out nine and walking five...Made eight starts before being placed on disabled list, May 12 with a right groin strain...Was reactivated, June 12 after missing 19 games...Put together three straight victories in as many starts, August 6-16...Picked up second career save, August 22 vs. Atlanta, tossing three innings in 18-3 victory...Made 17 starts on the road (4-6, 5.76 ERA) compared to just eight at home (3-1, 4.05 ERA).
- In **2007**, began season at **Boston**, where he compiled a 1-1 record and a 5.03 ERA (34 IP - 19 ER) in 31 relief appearances...Allowed 41 hits (3 HR), walked 14 and struck out 20...Took the loss, June 27 in last Major League outing before going on the disabled list, first defeat since September 23, 2006 at White Sox...Was placed on disabled list with a right ankle sprain, June 30 (retro to 6/28) and made one rehab start with single-A **Lowell**...Was reactivated July 13 and appeared four times for Boston before being designated for

40-MAN ROSTER



assignment, July 23...Accepted an optional assignment to triple-A **Pawtucket**, July 25 and started that night at Toledo...Made his final start for Pawtucket, July 29 at Columbus...Was acquired by **St. Louis** from Boston on July 31, along with cash, for a minor-league player to be named later (Sean Danielson)...Went 6-4 with a 3.96 ERA (63.2 IP - 28 ER) in 11 starts with St. Louis...Allowed 69 hits (11 HR), walked 12 and struck out 40...Made Cardinals debut, August 4 at Washington (12-1 loss), marking first Major League start since September 16, 2006 at Kansas City while with Seattle...Made 38 relief appearances between starts...Recorded first Cardinals and N.L. victory, September 27 at New York...Signed a two-year contract extension, October 15.

- In **2006**, was 8-13 with a 6.36 ERA (165.2 IP - 117 ER) in a career-high 40 games (25 starts) for **Seattle**...Was 7-12 with a 6.62 ERA as a starter and 1-1 with one save and a 4.81 ERA in 15 appearances after moving to the bullpen in mid-August...Tossed 18 consecutive innings without a walk from April 25-May 6...In 15 relief outings, held opponents to a .213 (19-for-89) batting average and worked 2.0 innings or more as a reliever six times...Was American League Player of the Week from May 1-7 (2-0, 1.59 ERA in two starts), the first Seattle pitcher to win the award since Randy Johnson in 1997...Threw a complete game, May 1 at Minnesota, allowing two runs on nine hits in 9.0 innings...Moved into sole possession of sixth place in all-time Mariner victories with his 57th win, July 24 vs. Toronto...Worked a season-high 5.1 relief innings, August 23 vs. Yankees...Recorded his first Major League save, September 8 vs. Texas...Pitched for Puerto Rico in the inaugural World Baseball Classic, going 0-1 with a 2.08 ERA (8.2 IP - 2 ER) in two starts.
- In **2005**, posted a 7-11 record with two complete games and a 5.62 ERA (189 IP - 118 ER) in 30 starts with **Seattle**...Began season on disabled list with right shoulder stiffness experienced in spring training...Made two rehab appearances before being activated, April 15...Won two of first three starts, but was optioned to triple-A **Tacoma** after going 0-2 with a 7.23 ERA in his first three May outings...Did not pitch in triple-A and was recalled to Seattle, May 24...Induced 25 double plays, tied for 10th in the Majors and tied for 4th in the A.L....Tossed a complete game victory at Angels, July 7 to snap an 11-start winless streak...Went 2-0 in September with a 1.61 ERA (22.1 IP - 4 ER) in his first three starts of the month, all Mariners wins...Dropped his final three outings, going 0-2 with a 9.77 ERA.
- In **2004**, endured an injury plagued campaign, going 6-11 with a 4.67 ERA (140.2 IP - 73 ER) in 21 starts for **Seattle**...Allowed 144 hits (21 HR), walked 43 and struck out 111...Dropped a career-high seven straight games over nine starts, April 23 - June 8, moving his record at the time to 1-8...Rebounded with a three-game winning streak over four starts, June 13-29 before suffering losses in three of his final five starts...Season came to an end after being placed on the disabled list, July 26 with a strained flexor bundle in his right elbow...Was transferred to the 60-day disabled list, September 6.
- In **2003**, finished season with a 16-11 record with three complete games (two shutouts) and a 3.78 ERA (211.1 IP - 89 ER) in 32 starts with **Seattle**...Allowed 192 hits (19 HR), walked 76 and struck out 151...Placed 8th in the A.L. in wins, T1st in shutouts, third in day ERA (2.54) and seventh in batting average against (.241)...Set career-highs in wins, innings, starts, complete games, shutouts and strikeouts...Posted second-longest winning streak in A.L. with his career-high eight-game streak, June 16 - July 31 (8-0 with a 1.91 ERA in nine starts in that span)...Had a 19.2-inning scoreless streak, July 21-31...Helped the Mariners tie a Major League record by using only five starters all season...Was one of four Mariners starters to log more than 200 innings...Struck out career-best 12 batters, May 30 at Minnesota in a four-hit complete game shutout...Tossed a three-hit complete game shutout, July 26 vs. Texas.
- In **2002**, spent first full season with **Seattle**, going 14-7 with two complete games, one shutout, and a 3.24 ERA (194.1 IP - 70 ER) in 37 appearances, 28 starts, with Seattle...Was named Mariners Most Valuable Pitcher after ranking eighth in the A.L. in ERA...Was second in the league in home ERA (2.55) and seventh in night ERA (2.84)...Seattle went 17-11 in his 28 starts...Was 1-0 with a 0.50 ERA (18 IP - 1 ER) in nine relief appearances...Tossed first career complete game shutout, June 12 vs. St. Louis...Drove in more runs than he allowed, June 18 at Cincinnati, allowing just one run in 6.1 innings while collecting a 2-run single in the 5th...Threw second complete game, June 28 vs. Colorado...Tossed 8.0 shutout innings in consecutive starts, July 3 vs. Kansas City and July 11 at Tampa Bay...Went 6-0 with a 1.14 ERA in six starts from June 12 - July 11.
- In **2001**, split season between triple-A **Tacoma** and **Seattle**...Posted a 6-3 record with two shutouts and a 3.62 ERA (77 IP - 31 ER) in 18 appearances, 10 starts, at Tacoma...Was recalled by Mariners, July 5 and made season debut that day, tossing 2.1 scoreless innings of relief at Texas...Was 5-2 with a 2.36 ERA in his 11 starts and 1-0 with a 0.63 ERA in his six relief appearances with Seattle...Retired the first 51 righthanded batters he faced, holding them to a .150 mark overall...The 0-for-51 streak was the longest in the majors since 1975...Tossed 9.1 scoreless relief innings over three appearances before making first start, July 12 at Minnesota...Set a team season-high with 11 strikeouts, August 7 vs. Toronto...Was ejected and suspended for three games after hitting Troy Glaus with a pitch, October 2 in Anaheim.
- In **2000**, split time between double-A **New Haven**, triple-A **Tacoma** and **Seattle**...Was 9-1 with a 3.24 ERA in 18 games (17 starts) between the two minor league clubs...Made Major League debut in game one of a doubleheader, August 8 at Chicago...Earned the win throwing six innings, allowing two earned runs on five hits while walking two and striking out four...Split time between Seattle and Tacoma in August before joining the Mariners for good, Sept. 5.



MINOR LEAGUE SUMMARY:

- In **1999**, pitched entire season at double-A **New Haven**, posting a 10-15 record with four complete games and a 4.72 ERA (166 IP - 87 ER) in 28 appearances (25 starts)...Led club in wins and innings pitched while placing T3rd in the Eastern League with four complete games...His 15 losses were most in the Eastern League.
- In **1998**, split time between **Wisconsin**, **Lancaster** and **Orlando**...Posted a combined 11-4 record with two complete games and a 4.68 ERA (146 IP - 76 ER) in 26 starts...Named the No. 6 prospect in the Mariners organization by *Baseball America*.
- In **1997**, spent the majority of the season at single-A **Everett** where he posted a 4-2 record and a 5.33 ERA (49 IP - 29 ER) in 18 appearances (six starts)...Struck out 59 batters in 49 innings.

PERSONAL/MISC:

- Joel Alberto Piñero (pin-Yer-oh).
- Involved with the Children's Cancer Research Fund...visit www.ccrsf-kids.org.
- Attended Edison Community College (FL), where he was named Florida Junior College Pitcher of the Year in 1997...Attended Colonial HS (FL), where he was named Orange County All-Star and Athlete of the Year.
- Originally selected by the Seattle Mariners in the 12th round of the 1997 First-Year Player Draft.

PIÑERO'S LIFETIME PITCHING RECORD

Year	Club	W-L	ERA	G	GS	CG	GF	SHO	SV	IP	H	R	ER	HR	HB	BB	IBB	SO	WP	BK	BA
1997	AZ Mariners	1-0	0.00	1	0	0	0	0	0	3.0	1	0	0	0	1	0	0	4	0	0	.100
	Everett	4-2	5.33	18	6	0	0	9	2	49.0	54	33	29	2	3	18	1	59	3	2	.267
1998	Wisconsin	8-4	3.19	16	16	1	0	0	0	96.0	92	40	34	8	3	28	1	84	3	1	.252
	Lancaster	2-0	7.80	9	9	1	1	0	0	45.0	58	40	39	6	6	22	0	48	2	3	.307
	Orlando	1-0	5.40	1	1	0	0	0	0	5.0	7	4	3	0	0	2	0	2	0	0	.368
1999	New Haven	10-15*	4.72	28	25	4	0	0	0	166.0	190	105	87	18	5	52	0	116	11	0	.290
2000	New Haven	2-1	4.13	9	9	0	0	0	0	52.1	42	25	24	6	1	12	0	43	0	0	.218
	Tacoma	7-1	2.80	10	9	2	2	0	0	61.0	53	20	19	3	3	22	1	41	2	0	.232
	Seattle	1-0	5.59	8	1	0	0	5	0	19.1	25	13	12	3	0	13	0	10	0	0	.316
2001	Tacoma	6-3	3.62	18	10	0	0	2	0	77.0	68	31	31	8	1	33	0	64	4	0	.242
	Seattle	6-2	2.03	17	11	0	0	1	0	75.1	50	24	17	2	3	21	0	56	2	0	.191
2002	Seattle	14-7	3.24	37	28	2	1	4	0	194.1	189	75	70	24	7	54	1	136	8	0	.256
2003	Seattle	16-11	3.78	32	32	3	2	0	0	211.2	192	94	89	19	6	76	3	151	5	0	.241
2004	Seattle	6-11	4.67	21	21	1	0	0	0	140.2	144	77	73	21	4	43	1	111	4	0	.265
2005	Tacoma (1)	0-0	1.29	1	1	0	0	0	0	7.0	5	1	1	1	0	0	0	6	0	0	.192
	Seattle	7-11	5.62	30	30	2	0	0	0	189.0	224	118	118	23	6	56	4	107	7	1	.299
2006	Seattle	8-13	6.36	40	25	1	0	6	1	165.2	209	123	117	23	10	64	13	87	4	1	.311
2007	Boston	1-1	5.03	31	0	0	0	15	0	34.0	41	20	19	3	1	14	0	20	3	0	.293
	Lowell(1)	0-0	0.00	1	1	0	0	0	0	1.0	0	0	0	0	0	0	0	2	0	0	.000
	Pawtucket (1)	0-0	2.25	2	2	0	0	0	0	8.0	3	2	2	0	0	4	0	3	1	0	.125
	St. Louis	6-4	3.96	11	11	0	0	0	0	63.2	69	29	28	11	1	12	0	40	0	0	.279
2008	St. Louis	7-7	5.15	26	25	0	1	0	1	148.2	180	89	85	22	2	35	0	81	1	0	.301
	Memphis (1)	0-0	3.00	1	1	0	1	0	0	6.0	6	2	2	0	0	1	0	5	0	0	.261
2009	St. Louis	15-12	3.49	32	32	3	0	2	0	214.0	218	94	83	11	8	27	1	105	4	0	.268
2010	LAA	10-7	3.84	23	23	3	0	1	0	152.1	155	66	65	15	1	34	6	92	4	0	.261
	Cucamonga (1)	1-0	3.00	1	1	0	0	0	0	6.0	3	2	2	0	0	1	0	3	0	0	.150
A.L. TOTALS		69-63	4.50	239	171	12	31	4	1	1182.1	1229	610	580	133	38	375	28	770	37	2	.268
N.L. TOTALS		28-23	4.14	69	68	3	1	2	1	426.1	467	212	196	44	11	74	1	226	5	0	.282
MAJOR TOTALS		97-86	4.34	308	239	15	32	6	2	1608.2	1696	822	776	177	49	449	29	996	42	2	.272
MINOR TOTALS		42-26	4.22	116	91	8	11	3	2	582.1	582	305	273	52	23	195	3	480	26	6	.261

(1) rehab assignment

- Disabling injuries: 2010 — Strained left oblique; disabled July 22 – Sept. 18
 2008 — Right groin strain; disabled May 21 – June 12
 2008 — Right shoulder capsulitis; disabled March 21 – April 13
 2005 — Right shoulder stiffness; disabled March 27 – April 15
 2004 — Strained flexor bundle in right elbow; disabled July 26 – remainder of season

WORLD BASEBALL CLASSIC RECORD

Year	Club	W-L	ERA	G	GS	CG	SHO	SV	IP	H	R	ER	BB	SO
2006	Puerto Rico	0-1	2.08	2	2	0	0	0	8.2	7	3	2	4	5

DIVISION SERIES TOTALS

Year	Club, Opp.	W-L	ERA	G	GS	CG	SHO	SV	IP	H	R	ER	BB	SO
2009	StL, LAD	0-1	9.00	1	1	0	0	0	4.0	7	4	4	0	3

LEAGUE CHAMPIONSHIP SERIES TOTALS

Year	Club, Opp.	W-L	ERA	G	GS	CG	SHO	SV	IP	H	R	ER	BB	SO
2001	Sea., NYY	0-0	4.50	1	0	0	0	0	2.0	4	1	1	0	5

40-MAN ROSTER



MAJOR LEAGUE HITTING TOTALS

AVG	AB	H	HR	RBI
.105	162	17	0	10

CAREER FIELDING

POS	PCT	G	PO	A	E	TC	DP
P	.973	308	159	208	10	377	24

PIÑEIRO'S BESTS

	Season		Game
Wins	16 — 2003	SO	12 — May 3, 2003 at Minn.
Saves	1 — 2008, 2006	BB	6 — 3 times; last, June 8, 2006 vs. Minn.
ERA	3.24 — 2002	IP	9 — 12 times; last, June 11, 2010 at LAD
IP	214 — 2009	H	13 — August 21, 2005 at Minn.
SO	151 — 2003	R	10 — April 30, 2010 at Det.
Win streak	8 — 6/16-7/31/2003		



FERNANDO RODNEY

RHP

BATS: RIGHT | THROWS: RIGHT | HT.: 5-11 | WT. 220

56

OPENING DAY AGE: 34

BORN: March 18, 1977

BIRTHPLACE: Samana, D.R.

RESIDES: Santo Domingo, D.R.

CHILDREN: Fernando Jr.

ACQUIRED: Signed as free agent, December 24, 2009

SIGNED THRU: 2011

M.L. SERVICE: 7 yrs., 137 days

RODNEY

2010 SEASON:

- In first season with **Angels** and sixth full Major League season, posted a 4-3 record with 14 saves and a 4.24 ERA (68 IP - 32 ER) in 72 appearances...Allowed 70 hits (4 HR) while walking 35 batters and striking out 53...Led Halos' pen with 72 appearances and 68 IP while trailing only K. Jepsen (61) in SO...His 13.1 scoreless inning streak (April 10-May 10) was longest by a Halo reliever in 2010... Had string of 27 consecutive home saves snapped June 25 vs. Colorado... Converted just nine of final 16 save opportunities and 14 of 21 save opportunities overall...Has converted 53 of 61 save opportunities dating back to 2008...21 for 26 in hold chances...Posted a 2.25 ERA (12.0 IP - 3 ER) in August after a 7.84 (10.1 IP - 9 ER) showing in July...Registered a 5.65 ERA (14.1 IP - 9 ER) over his final 15 outings.

POST-SEASON EXPERIENCE:

- In **2006**, appeared in seven post-season games with **Tigers**...Appeared in four games in World Series vs. St. Louis but did not record a decision while posting a 4.50 ERA (4 IP - 2 ER)...Did not record a decision in three appearances in ALCS vs. Oakland...Allowed one hit in 3.2 innings pitched while walking one and striking out four.

MAJOR LEAGUE SUMMARY:

- In **2009**, spent fifth full Major League season with **Tigers**, was 2-5 with 37 saves and a 4.40 ERA (75.2 IP - 37 ER) in 73 appearances...Allowed 70 hits (8 HR), walked 41 and struck out 61...Converted 97.4 percent of save opportunities (37/38), tops among all American League pitchers...Set career-highs in saves, appearances, innings pitched and games finished (65, tops in the AL)...Became just fourth pitcher in **Tigers'** history to record 30-or-more saves in a season... Converted each of first 22 save opportunities, April 11-July 24, marking the longest such streak by a **Tigers** pitcher since Matt Anderson converted 22 straight save opportunities in 2001...Compiled a 2-1 record with 14 saves and a 1.52 ERA (23.2 IP - 4 ER) over a 22-outing stretch, July 7-September 2...Only blown-save came August 1 at Cleveland (1 IP, 1 H, 1 R, 1 ER)...Served a two-game suspension from Major League Baseball, September 14-16, for his actions following the **Tigers** game at Tampa Bay, September 4...Made 300th career appearance, September 22 at Cleveland.
- In **2008**, went 0-6 with 13 saves and a 4.91 ERA (40.1 IP - 22 ER) in 38 appearances with **Tigers**...Allowed 34 hits (3 HR), walked 30 and struck out 49...Missed first 11 weeks of season with right shoulder tendinitis...Appeared in four games in rehab-stint with triple-A **Toledo** (1-0, 6.75)...Was recalled, June 16 and made first appearance of season on same day...Posted a career-long six-game losing streak, June 20-September 16, the longest losing streak by a **Tigers** reliever since Steve Sparks dropped six straight decisions in 2003...Recorded 13 saves as the club's closer over the season's final two months.



- In **2007**, was limited to 48 appearances due to two stints on the disabled list...Went 2-6 with one save and a 4.26 ERA (50.2 IP - 24 ER) with **Tigers**...Allowed 46 hits (5 HR), walked 21 and struck out 54...Was placed on the disabled list, May 21 with biceps tendinitis...Recalled June 5...Put together string of 13-consecutive scoreless appearances (13.2 IP), June 20-August 31...Was placed on the disabled list, June 24, with right shoulder tendinitis...Was recalled, August 4...Finished second-half of season with a 1-1 record and a 2.82 ERA (22.1 IP - 7 ER) in 21 appearances.
- In **2006**, spent first full season at Major League level with **Tigers**...Compiled a 7-4 record with seven saves and a 3.52 ERA (71.2 IP - 28 ER) in 63 appearances...Allowed 51 hits (6 HR), walked 34 and struck out 65...Set career-highs in wins, appearances, innings pitched and strikeouts...Seven victories in relief marked most by a Tigers closer since Joe Boever recorded nine wins in the 1994 season...First 13 appearances of season were scoreless (13 IP)...Registered a 1.03 ERA (26.1 IP - 3 ER) in his first 24 appearances of the season from April 3-June 3...Was 4-0 with a 1.31 ERA (41.1 IP - 6 ER) in 33 appearances at Comerica Park compared to 3-4 with a 6.53 ERA (30.1 IP - 22 ER) on the road.
- In **2005**, missed first two months of season with right shoulder inflammation...Was 2-3 with nine saves and a 2.86 ERA (44 IP - 14 ER) in 39 appearances...Allowed 39 hits (5 HR), walked 17 and struck out 42...Was recalled from disabled list, June 9...Tossed 10 consecutive-scoreless appearances (14 IP) from July 8-August 4...Registered the save in both games of a doubleheader at Kansas City, August 14, becoming the first Tigers pitcher to do so since Mike Henneman accomplished the feat, August 5, 1988 vs. Boston...Named Tigers Pitcher of the Month for August, finishing 0-1 with seven saves and a 3.09 ERA (11.2 IP - 4 ER) in 11 outings.
- In **2004**, missed entire season after undergoing ulnar collateral ligament reconstruction surgery in his right elbow on April 29, 2004, a procedure performed by Dr. James Andrews in Birmingham, AL...Was placed on the disabled list, April 2 (retroactive to March 26) with a right elbow strain...Was transferred to the 60-day disabled list on April 29.
- In **2003**, started season at triple-A **Toledo** before being recalled to **Tigers**, June 22...Served two separate stints with Tigers, compiling a 1-3 record with three saves and a 6.07 ERA (29.2 IP - 20 ER) in 27 appearances...Allowed 35 hits (2 HR), walked 17 and struck out 33...Six of first seven outings with Tigers were scoreless, but was scored upon in four of next five outings before being optioned to Toledo, July 25...Was recalled from Toledo, August 24 and spent remainder of season with Tigers...Retired all six batters faced and had four strikeouts to earn first career save, September 2 versus Cleveland...Was named Tigers Pitcher of the Month for September, going 1-2 with three saves and a 3.86 ERA (14 IP - 6 ER) in 12 appearances.
- In **2002**, spent four separate stints with **Tigers**...Finished season 1-3 with a 6.00 ERA (18 IP - 12 ER) in 20 appearances...Allowed 25 hits (2 HR), walked 10 and struck out 10...Was recalled from double-A **Erie**, May 3 and made Major League debut, May 4 at Minnesota...Took the loss against Twins, surrendering an unearned run on two hits in 1.1 innings.

MINOR LEAGUE SUMMARY:

- In **2003**, split season between triple-A **Toledo** and **Tigers**...Opened season with Toledo, where he went 1-1 with 23 saves and a 1.33 ERA (40.2 IP - 6 ER) in 38 appearances...Allowed 22 hits (0 HR), walked 13 and struck out 58...Was rated as possessing the best fastball and named the best reliever in the International League by *Baseball America*...Selected to TOPPS Triple-A All-Star squad and *Baseball America's* Minor League and Triple-A All-Star teams following the season...Ranked seventh among minor league relievers with 12.84 strikeouts per nine innings and 10th with a .162 batting average against...Did not allow a run over his final 25 consecutive outings with Toledo.
- In **2002**, began season at double-A **Erie**, going 1-0 with 11 saves and a 1.33 ERA (20.1 IP - 3 ER) in 21 appearances...Allowed 14 hits, walked five and struck out 18...Was recalled from Erie by the Tigers, May 3 and made Major League debut, May 4...Appeared in four games before being optioned to Erie, May 17...Promoted to triple-A Toledo, June 19 and registered 10-consecutive scoreless appearances upon his arrival, striking out 15 batters in 12.1 innings...Finished 1-1 with an 0.81 ERA (22.1 IP - 2 ER) in 20 appearances with Toledo...Was recalled by Tigers, September 7 and spent remainder of season with big league club.
- In **2001**, split time between single-A **Lakeland** and double-A **Erie**...Was 4-2 with a 3.42 ERA (55.1 IP - 21 ER) in 16 appearances, nine starts, at Lakeland...Allowed 53 hits (2 HR), walked 19 and struck out 44...Began season in starting rotation, going 2-0 with a 1.33 ERA (27 IP - 4 ER) in five April starts...Placed on disabled list, May 22 with right forearm strain...Returned from disabled list, July 2...Spent second stint on disabled list after pulling his left hamstring, July 13...Returned to action August 11 and was promoted to triple-A Erie, August 22...Did not record a decision at Erie while posting a 4.26 ERA (6.1 IP - 3 ER) in four appearances.
- In **2000**, spent entire season at single-A **West Michigan**, posting a 6-4 record with a 2.94 ERA (82.2 IP - 27 ER) in 22 appearances, 10 starts...Allowed 74 hits (2 HR), walked 35 and struck out 56...Was 4-0 with a 2.17 ERA (29 IP - 7 ER) in 12 relief appearances compared to 2-4 with a 3.35 ERA (53.2 IP - 20 ER) in 10 starts...Posted a 2-0 record in six appearances in June...Placed on the disabled list, August 14 and missed remainder of season with right shoulder strain.
- In **1999**, spent majority of season with Gulf Coast League **Tigers**...Compiled a 3-3 record with nine saves and a 2.40 ERA (30 IP - 8 ER) in 22 appearances...Allowed 20 hits (1 HR), walked 21 and struck out 39...Tied for second in GCL with nine saves and 20 games finished, while he tied for fourth with 22 appearances...Was promoted to Lakeland, August 26, where he finished season posting a 1-0 record with two saves and a 1.42 ERA (6.1 IP - 1 ER) in four appearances...Named fifth-best prospect in Gulf Coast League by *Baseball America*.
- In **1998**, made professional debut with the Dominican Summer League **Tigers**...Registered a 1-3 record with one save and a 3.38 ERA (32 IP - 12 ER) in 11 appearances, five starts...Allowed 25 hits (4 HR), walked 19 and struck out 37.

40-MAN ROSTER



PERSONAL/MISC:

- Fernando Rodney.
- Originally signed by the Detroit Tigers as a non-drafted free agent, November 1, 1997.

RODNEY'S LIFETIME PITCHING RECORD

Year	Club	W-L	ERA	G	GS	CG	GF	SHO	SV	IP	H	R	ER	HR	HB	BB	IBB	SO	WP	BK	BA
1998	DSL Tigers	1-3	3.38	11	5	0	3	0	1	32	25	16	12	4	1	19	2	37	2	3	.214
1999	GCL Tigers	3-3	2.40	22	0	0	20	0	9	30	20	8	8	1	3	21	0	39	1	1	.200
	Lakeland	1-0	1.42	4	0	0	4	0	2	6.1	7	1	1	0	1	1	0	5	0	0	.304
2000	West Michigan	6-4	2.94	22	10	0	1	0	0	82.2	74	34	27	2	2	35	0	56	3	0	.238
2001	GCL Tiers	0-0	0.00	1	1	0	0	0	0	1	0	0	0	0	0	1	0	1	0	0	.000
	Lakeland	4-2	3.42	16	9	0	4	0	0	55.1	53	26	21	2	1	19	1	44	1	1	.249
	Erie	0-0	4.26	4	0	0	2	0	1	6.1	7	3	3	1	2	3	0	8	0	0	.292
2002	Erie	1-0	1.33	21	0	0	19	0	11	20.1	14	4	3	0	0	5	0	18	3	0	.194
	Toledo	1-1	0.81	20	0	0	11	0	4	22.1	13	4	2	1	1	9	0	25	2	2	.171
	Detroit	1-3	6.00	20	0	0	10	0	0	18	25	15	12	2	0	10	2	10	0	1	.329
2003	Toledo	1-1	1.33	38	0	0	35	0	23	40.2	22	6	6	0	4	13	0	58	3	0	.163
	Detroit	1-3	6.07	27	0	0	11	0	3	29.2	35	20	20	2	1	17	1	33	0	0	.294
2004	Detroit	Did not play - Injury																			
2005	Toledo (1)	0-0	3.00	3	0	0	1	0	0	3	2	1	1	0	2	1	0	4	0	0	.182
	Detroit	2-3	2.86	39	0	0	26	0	9	44	39	14	14	5	2	17	3	42	2	0	.238
2006	Detroit	7-4	3.52	63	0	0	30	0	7	71.2	51	36	28	6	8	34	4	65	3	0	.196
2007	Toledo (1)	0-0	0.00	4	0	0	0	0	0	3	4	0	0	0	0	2	0	4	0	0	.308
	Detroit	2-6	4.26	48	0	0	12	0	1	50.2	46	27	24	5	3	21	0	54	4	0	.238
2008	Toledo (1)	1-0	6.75	4	0	0	1	0	0	5.1	3	4	4	1	1	5	0	8	1	0	.158
	Detroit	0-6	4.91	38	0	0	25	0	13	40.1	34	22	22	3	3	30	5	49	3	0	.224
2009	Detroit	2-5	4.40	73	0	0	65	0	37	75.2	70	38	37	8	2	41	4	61	5	0	.249
2010	LAA	4-3	4.24	72	0	0	30	0	14	68.0	70	33	32	4	5	35	1	53	4	0	.263
MAJOR TOTALS		19-33	4.27	380	0	0	209	0	84	398.0	370	205	189	35	24	205	20	367	21	1	.245
MINOR TOTALS		19-14	2.57	170	25	0	101	0	51	308.1	244	107	88	12	18	134	3	307	16	7	.219

(1) rehab assignment

Disabling injuries: 2004 — Right elbow strain; disabled March 26 – November 19
 2005 — Right shoulder inflammation; disabled March 29 – June 9
 2007 — Biceps tendinitis; disabled May 21 – June 5
 2007 — Right shoulder tendinitis; disabled June 24 – August 4
 2008 — Right shoulder tendinitis; disabled March 30 – June 16

WORLD BASEBALL CLASSIC RECORD

Year	Club	W-L	ERA	G	GS	CG	SHO	SV	IP	H	R	ER	BB	SO
2006	Dominican Republic	0-0	0.00	4	0	0	0	1	4.2	2	0	0	3	7

LEAGUE CHAMPIONSHIP SERIES TOTALS

Year	Club, Opp.	W-L	ERA	G	GS	CG	SHO	SV	IP	H	R	ER	BB	SO
2006	Det., Oak.	0-0	0.00	3	0	0	0	0	3.2	1	0	0	1	4

WORLD SERIES TOTALS

Year	Club, Opp.	W-L	ERA	G	GS	CG	SHO	SV	IP	H	R	ER	BB	SO
2006	Det., Stl.	0-0	4.50	4	0	0	0	0	4	5	4	2	4	5

MAJOR LEAGUE HITTING TOTALS

AVG	AB	H	HR	RBI
.000	1	0	0	0

CAREER FIELDING

POS	PCT	G	PO	A	E	TC	DP
P	.963	380	28	50	3	81	0

RODNEY'S BESTS

	Season	Game
Wins	7 — 2006	7 — July 15, 2005 vs. Kansas City
Saves	37 — 2009	3 — 8 times; last, July 28, 2010 vs. Bos.
ERA	2.86 — 2005	3 — 6 times; last, Oct. 6, 2009 at Minn.
IP	75.2 — 2009	5 — June 25, 2003 at Bos.
SO	65 — 2006	6 — June 25, 2003 at Bos.

RODNEY





FRANCISCO RODRIGUEZ

RHP

BATS: RIGHT | THROWS: RIGHT | HT.: 6-1 | WT. 220

45

OPENING DAY AGE: 28

BORN: Feb. 26, 1983

BIRTHPLACE: Mexicali, MX

RESIDES: Mexicali, MX

MARRIED: Flor Yazmin Camacho Corrales

ACQUIRED: Signed as free agent, Dec. 26, 2005.

SIGNED THRU: 2011

M.L. SERVICE: 139 days

2010 SEASON:

- Appeared in two separate stints with **Angels** in his rookie season, compiling a 1-3 record with a 4.37 ERA (47.1 IP - 23 ER) in 43 appearances...Made Major League debut April 15 at New York, pitching a scoreless eighth inning...Did not allow a run over first seven career appearances (8.1 IP), marking the longest scoreless streak by an Angel to open a career since Jered Weaver tossed 13 scoreless innings in 2006...Tossed 13.2 scoreless innings with **Salt Lake** prior to call up, totaling 22 consecutive scoreless innings over 14 appearances from May 8 to June 12...Posted a 3.26 ERA (30.1 IP - 11 ER) from April through July...Posted a 5.82 ERA (17 IP - 11 ER) from August 3 through the conclusion of the season...Had longest outing of career, Aug. 21 at Minnesota (2.2 IP) and picked up first career victory...Posted a 2-1 record with a 3.63 ERA in 13 games with Salt Lake.

MINOR LEAGUE SUMMARY:

- In **2009**, went 5-4 with a 3.96 ERA (77.1 IP - 34 ER) in 44 appearances (one start) with **Salt Lake**...Allowed 67 hits (8 HR) while walking 40 and striking out 60.
- In **2008**, spent the entire season with double-A **Arkansas**...Posted a 5-5 record with two saves and a career-best 3.82 ERA (75.1 IP - 32 ER) in 50 appearances for the Travelers...Struck out four in less than three innings on four different occasions...Made three consecutive scoreless appearances between June 11 and June 14.
- In **2007**, spent second consecutive season with **Rancho Cucamonga**...Registered a 4-8 record with a 5.96 ERA (105.2 IP - 70 ER) in 39 appearances, eight starts...Struck out a season-high eight over 5.2 innings on April 26 against High Desert...Notched two wins and two saves in his final four appearances.
- In **2006**, spent first professional season with **Rancho Cucamonga**...Compiled a 5-13 record with one shutout and a 5.47 ERA (133.1 IP - 81 ER) in 26 games, 25 starts for Quakes...Tossed a five-hit, complete game shutout against Visalia, May 10.

PERSONAL/MISC:

- Francisco Rodriguez Murillo.
- Attended Instituto Nacimal de Preparatorias (MX).
- Originally signed by Angels' scouts Bobby Magallanes and Jeff Malinoff.

F. RODRIGUEZ'S LIFETIME PITCHING RECORD

Year	Club	W-L	ERA	G	GS	CG	GF	SHO	SV	IP	H	R	ER	HR	HB	BB	IBB	SO	WP	BK	BA
2006	—Cucamonga	5-13	5.47	26	25	1	0	1	0	133.1	158	95	81	11	13	68	0	83	10	0	.300
2007	—Cucamonga	4-8	5.96	39	8	0	9	0	2	105.2	117	76	70	11	6	53	0	70	12	0	.285
2008	—Arkansas	5-5	3.82	50	0	0	17	0	2	75.1	76	41	32	9	5	33	1	69	7	0	.262
2009	—Salt Lake	5-4	3.96	44	1	0	6	0	0	77.1	67	35	34	8	2	40	1	60	4	1	.244
2010	—Salt Lake	2-1	3.63	13	0	0	4	0	0	22.1	19	9	9	0	0	6	0	19	0	0	.229
	LAA	1-3	4.37	43	0	0	14	0	0	47.1	46	23	23	5	1	26	3	36	8	1	.254
MINOR TOTALS		21-31	4.91	172	34	1	36	1	4	414.0	437	256	226	39	26	200	2	301	33	1	.276

40-MAN ROSTER



ANDREW ROMINE

IF

BATS: SWITCH | **THROWS:** RIGHT | **HT.:** 6-1 | **WT.** 190 **18**

OPENING DAY AGE: 25 | **BORN:** Dec. 24, 1985
BIRTHPLACE: Winter Haven, FL | **RESIDES:** Lake Forest, CA
ACQUIRED: Selected in 5th round of 2007 free agent draft
SIGNED THRU: 2011 | **M.L. SERVICE:** 10 days

2010 SEASON:

- Single in second inning on Sept. 26 vs. Chicago White Sox marked first hit of Major League career...Contract selected Sept. 24 from double-A **Arkansas**...Made Major League debut that evening with start at shortstop (0/3)...Named to the Texas League All Star Team after leading all shortstops with a .972 fielding percentage...Batted .282 with three home runs, 15 doubles, four triples and 34 RBI.

MINOR LEAGUE SUMMARY:

- Spent third professional season with single-A **Rancho Cucamonga** in **2009**... Played career-high 131 games and set career-bests in hits (133), triples (9) and RBI (36)...Named Angels' Organizational Defensive Player of the Month for July and August.
- Led entire Angels' organization and Midwest League in **2008** with 62 stolen bases...Ranked second in league with 79 runs scored...Spent entire season with class-A **Cedar Rapids**...Put together a 12-game hitting streak starting on July 20 and culminating with a 4-for-4 performance in which he doubled and scored three runs.
- Spent first professional season with rookie-level **Orem** Owlz of the Pioneer League in **2007**...Collected first hit (single) on July 1 against Casper...Logged a 16-game hitting streak from July 1-21, batting .397 (29/73) with two homers and 18 RBIs...Hit for the cycle on Sept. 9 against Ogden, going 4-for-5 with five RBI...Named Pioneer League Offensive Player of the Week for July 16.

PERSONAL/MISC:

- Andrew James Romine...Andrew ROMINE (ROW-mine).
- Attended Trabuco Hills HS (CA) and Arizona State Univ. in Tempe, AZ.
- Drafted by the Philadelphia Phillies in the 36th round of the 2004 MLB June Amateur Draft (did not sign).
- Son of former Boston Red Sox outfielder Kevin Romine...Brother Austin plays in Yankees' farm system.
- Originally signed by Angels' scout John Gracio.

ROMINE'S LIFETIME PLAYING RECORD

Year	Club	AVG	G	AB	R	H	2B	3B	HR	RBI	SH	SF	HBP	BB	IBB	SO	SB	CS	GDP	SLG	OBP	E
2007	Orem	.286	56	231	38	66	6	6	5	35	0	0	2	16	0	38	12	4	3	.429	.337	14
2008	Cedar Rapids	.260	126	461	79	120	21	4	2	34	12	6	9	55	2	76	62★	18	5	.336	.344	25
2009	Cucamonga	.278	131	479	68	133	13	9	1	36	16	4	5	51	1	83	26	11	7	.349	.351	20
2010	Arkansas	.282	106	383	55	108	15	4	3	34	13	2	5	50	1	66	21	9	4	.366	.370	13
	LAA	.091	5	11	0	1	0	0	0	0	1	0	0	0	0	4	0	0	0	.091	.091	2
MINOR TOTALS		.275	419	1554	240	427	55	23	11	139	41	12	21	172	4	263	121	42	19	.361	.352	72

★ led or tied for league lead

ROMINE

LONGEST SCORELESS STREAKS BY ANGELS PITCHERS

Date	Length of Streak
6/05/2004 - 6/09/2004	33 innings
8/07/1963 - 8/10/1963	33 innings
6/23/1978 - 6/27/1978	31 innings
7/19/1972 - 7/22/1972	29 innings
8/24/1983 - 8/26/1983	29 innings





FREDDY SANDOVAL

IF

BATS: SWITCH | **THROWS:** RIGHT | **HT.:** 6-1 | **WT.** 205 **20**

OPENING DAY AGE: 28

BORN: Aug. 16, 1982

BIRTHPLACE: Tijuana, Mexico

RESIDES: Tijuana, Mexico

ACQUIRED: Selected by the Angels in the 8th round of 2004 draft.

SIGNED THRU: 2011

M.L. SERVICE: 43 days

2010 SEASON:

- Limited to 22 games with triple-A **Salt Lake** after straining the right ulnar collateral ligament in his elbow on May 7th... Did not undergo surgery as he rehabbed the injury...Did not commit an error in 65 total chances at the hot corner... Finished batting .210 (17/81) with 13 runs scored, one double, one triple and 10 RBI.

MINOR LEAGUE SUMMARY:

- In **2009**, batted .300 with 46 runs, 16 doubles, five triples, six home runs and 46 RBI in 67 games with **Salt Lake**... Stole 12 bases...Placed on DL with left wrist surgery on May 29, returning August 14...Following return, posted four-hit games on August 23 and August 27...Homed in consecutive games on May 8 and 9... A September call-up with **Angels**... Appeared in five games with Halos batting .182 (2/11) with one run and one double.
- Spent majority of **2008** with triple-A **Salt Lake** batting .335 with 88 RBI...Led the PCL with 176 hits and 45 doubles, also led the Bees with a .335 average (6th in league), 92 runs scored (5th), 88 RBI, 525 at-bats and 131 games played... Recorded Salt Lake's first five-hit game in two seasons on April 13 against Portland, with four singles and one double... Collected a season-high five RBI on June 30 at Las Vegas...Set a franchise record with 44 doubles...Named **Angels'** Minor League Player of the Year...Called up to **Angels** on September 8 and made Major League debut that day vs. NYY...Made first ML start Sept. 14 vs. Seattle.
- In **2007**, played at double-A **Arkansas**...Ranked third in Texas League with a .305 average, 144 hits and 84 runs scored... Led Travelers with 32 doubles, 221 total bases and six triples...Carried a 14-game hitting streak from July 16 to August 1, batting .450 with four home runs...Named TOPPS Texas League Player of Month, July 2007 and Texas League Player of Week, July 16-22 ...Named Texas League Post-Season and Mid-Season All-Star, and played in the 2007 MLB Futures All-Star game as a member of the World team.
- In **2006**, with **Rancho Cucamonga**, batted .258 with five homers, 28 doubles and 54 RBI...Had a season-high nine-game hitting streak from May 10-18 batting .441...Connected for season-best two home runs and four RBI on April 12 vs. High Desert...Led Quakes with 30 stolen bases.
- In **2005**, spent first professional season at **Cedar Rapids**, batting .281 with four home runs and 63 RBI in 117 games... Collected a season-high four hits against Lansing on July 3...Led Kernels with 120 hits and hit 34 doubles (3rd in league)...Selected to the Midwest League All-Star game.

PERSONAL/MISC:

- Freddy C. Sandoval.
- Attended Marian Catholic High School (San Diego, CA) and the University of San Diego.
- Played in the 2009 World Baseball Classic as Mexico's leadoff hitter.
- Led University of San Diego Toreros to West Coast Conference Championship in 2002 and 2003 and to program's first NCAA regional appearance in 2003.
- Originally signed by Angels' scout Tim Corcoran.

SANDOVAL'S LIFETIME PLAYING RECORD

Year	Club	AVG	G	AB	R	H	2B	3B	HR	RBI	SH	SF	HB	BB	IBB	SO	SB	CS	GDP	SLG	OBP	E
2005	Cedar Rapids	.281	117	427	54	120	34	4	4	63	6	7	4	53	3	58	17	12	11	.407	.360	18
2006	Cucamonga	.258	113	434	60	112	28	2	5	54	7	8	1	59	0	98	30	8	14	.366	.343	23
2007	Arkansas	.305	127	472	84	144	32	6	11	72	12	7	5	67	3	78	21	11	12	.468	.392	20
2008	Salt Lake	.335	131	525	92	176*	45*	2	15	88	4	7	4	47	3	74	6	3	20	.514	.389	20
	LAA	.167	6	6	0	1	0	0	0	0	0	0	0	1	0	0	0	0	0	.167	.286	0
2009	Salt Lake	.300	67	277	46	83	16	5	6	46	0	0	0	26	2	39	12	3	6	.458	.360	10
	AZL Angels	.263	6	19	5	5	1	0	0	1	0	0	1	4	0	2	1	0	1	.316	.417	0
	LAA	.182	5	11	1	2	1	0	0	0	0	0	0	0	0	3	0	0	0	.273	.182	0
2010	Salt Lake	.210	22	81	13	17	1	1	0	10	0	0	2	12	1	12	0	0	0	.247	.326	0
Minor Totals		.294	583	2235	354	657	157	20	41	334	29	29	17	268	12	361	87	37	64	.437	.370	91

* led or tied for league lead

40-MAN ROSTER



ERVIN SANTANA

RHP

BATS: RIGHT | THROWS: RIGHT | HT.: 6-2 | WT. 185

54

OPENING DAY AGE: 28 BORN: Dec. 12, 1982
 BIRTHPLACE: San Cristobal, DR RESIDES: San Cristobal, DR
 MARRIED: Amy McMurtray
 CHILDREN: Jonathan, Sofia
 ACQUIRED: Signed as free agent, September 2, 2000.
 SIGNED THRU: 2012 M.L. SERVICE: 5 yrs., 104 days

2010 SEASON:

■ In sixth Major League season, posted a 17-10 record with four complete games and a 3.92 ERA (222.2 IP - 97 ER) in 33 starts with **Angels**...Allowed 221 hits (27 HR) while walking 73 and striking out 169...Set career-highs in wins, innings pitched and complete games while matching his career-high with 33 starts... Led club in victories and placed second behind Jered Weaver (224.1) for club-lead in innings pitched...Four complete games matched total from previous four seasons combined...Tossed six innings-or-more in 17 of final 19 starts and 28 of 33 starts overall...Tossed seven innings-or-more 16 times, going 11-2 in those starts...Has tossed six innings-or-more in 39 of last 46 starts, dating back to 2009...Halos scored six or more runs in 14 of his 17 wins and two runs or less in seven of his 10 losses...Tossed quality starts in 21 of 33 outings...Won nine of final 12 decisions, finishing season with a career-high 17 wins...Allowed a career-high 27 home runs, fifth most in the A.L....Is currently eighth on Angels' all-time list with 856 career strikeouts...Dean Chance (857) is next on the list...Earned 76th career victory, September 21st placing him ninth on the Angels all-time list...Kirk McCaskill (78) is next on the list.

CLIMBING THE LADDER

Angels' all-time strikeout leaders

Nolan Ryan	2,416
Chuck Finley	2,151
Mike Witt	1,283
Frank Tanana	1,233
John Lackey	1,201
Mark Langston	1,112
Dean Chance	857
Ervin Santana	856

SANTANA

CAREER HIGHLIGHTS:

■ Ranks eighth on Angels' all-time list with 856 career strikeouts and ninth with 76 career victories...Only pitcher in Angels history to win two AL West clinching games (9/28/09 & 9/27/05)...2008 A.L. All-Star...In 2008, his 214 strikeouts ranked 2nd in AL and were most by Angel since Chuck Finley had 215 in 1996 and most by a right-hander since Nolan Ryan (223) in 1979...Was fifth pitcher in Angels history to win at least 12 games in both rookie and sophomore seasons (12-8 in 2005 & 12-5 in 2006)...Posted first Major League win with five-hit complete game shutout vs. Chicago White Sox, May 23, 2005 at Angel Stadium (4-0 score; 9 IP, 5 H, 1 BB, 7 SO)...Became youngest Angel to throw complete game shutout (22 yrs., 4 mos., 13 days) since Jim Abbott (21 yrs., 7 mos., 25 days), May 17, 1989 vs. Boston...Also became sixth Angel to throw CG SHO for first major league win.

POST-SEASON EXPERIENCE:

■ In 2009, made four relief appearances in the Championship Series vs. New York...Posted a 1-1 record with a 1.59 ERA (5.2 IP - 1 ER)...Took the loss in Game 2, allowing an unearned run in the 12th inning...Turned around to record the victory in Game 3, pitching a scoreless 11th inning...Became first pitcher in ALCS history to pick up a loss and a win in consecutive decisions in consecutive games in the same series...Started Game 2 of 2008 Division Series vs. Boston at Angel Stadium (ND; 5.1 IP, 8 H, 5 R, 5 ER, 3 SO, 1 HR)...Marked first career post-season start...In 2007, pitched two innings (2 SO) in Angels 4-0 loss in Game 1 of ALDS at Boston...In 2005, was pitcher of record in Angels Game 5 ALDS clincher vs. New York (5.1 IP, 5 H, 3 R, 3 ER, 1 HR, 1 BB, 2 SO)...Relieved injured Bartolo Colon in second inning...Became sixth rookie to win decisive post-season series game and third to accomplish feat in last 20 years (John Lackey - 2002 World Series vs. San Francisco & Jaret Wright - 1997 ALDS vs. New York)...Was 0-1 with 10.38 ERA (4.1 IP, 3 H, 6 R, 5 ER, 2 HR, 1 HB, 3 BB, 2 SO) in one start of ALCS vs. Chicago...Was pitcher of record in Angels 8-2 loss in Game 4.

MAJOR LEAGUE SUMMARY:

■ In 2009, posted 8-8 record with two shutouts and a 5.03 ERA (139.2 IP - 78 ER) in 23 starts with **Angels**...Allowed 159 hits (24 HR), walked 47 and struck out 107...In first six starts, posted a 1-3 record with a 7.47 ERA (31.1 IP - 26 ER)...Was 7-3 with a 3.90 ERA in 16 starts after All-Star Break...Began season on 15-day disabled list due to a sprained right elbow...Was placed on DL, April 5 (retroactive to March 27) and was reactivated from rehabilitation



on May 13...Earned first win, June 5 at Detroit, where he allowed just one run through 8.2 innings while striking out a season-high six batters...Suffered a second stint on 15-day disabled list with right forearm/triceps stiffness...Was placed on DL, June 23 (retro to June 12) and was reactivated, July 2...Recorded three losses in three consecutive decisions from June 11 to July 8...Hurled three-hit shutout vs. Rays, Aug. 11 at Angel Stadium (6-0 win; 9 IP, 3 H, 2 BB, 6 SO), first SHO since May 5, 2008...Won four straight starts, Aug. 6 – 22 (4-0, 3.33)...In final start, tossed fourth career shutout in Angels' division-clinching game, Sept. 29 vs. Texas (11-0 win; 9 IP, 7 H, 1 BB, 2 SO)...Became first pitcher to toss a shutout in a division-clinching game since Albie Lopez accomplished the feat for Arizona, Oct. 5, 2001...Two shutouts on season tied him for third most in AL...Pitched six innings-or-more in 15 of 23 starts, including 11 of final 12.

■ Completed **2008** season 16-7 with two complete games, one shutout and a 3.49 ERA (219 IP – 85 ER) in 32 starts...Allowed 198 hits (23 HR), walked 53 and struck out 214...Established career-highs in wins (also 2006), ERA, innings pitched and strikeouts...Among A.L. leaders, ranked tied for seventh in wins, fourth in innings pitched, second in strikeouts and fourth in average against (.237)...Became first Angel pitcher to collect 200-or-more strikeouts since Chuck Finley (200) in 1999 and first right-handed Angel to accomplish feat since Kirk McCaskill (202) and Mike Witt (208) in 1986...214 strikeouts on season were most by Angel since Finley had 215 in 1996 and most by a right-hander since Nolan Ryan (223) in 1979...Became only fourth Angel in club history to open a season 6-0-or-better...Teammate Joe Saunders became third player to join group earlier in the season...Other two pitchers are Jered Weaver (started 9-0 in 2006) and Aaron Sele (7-0 in 19 games/15 starts in 2004)...Since 1920, Saunders and Santana are the eighth pair of teammates to start 6-0 simultaneously...The previous duo was Pedro Martinez (7-0) and John Burkett (7-0) of the 2002 Boston Red Sox (Courtesy of STATS LLC)...Along with Saunders, is just second duo in Major League history to post 5-0 records-or-better in month of April (Aaron Sele & Rick Helling – both 5-0 for 1998 Texas Rangers)...Became third Angel pitcher in club history to post 5-0 record in month of April (Frank Tanana-1978 & Saunders-2008)...Struck out 10 batters twice (July 12 at Oakland & Aug. 24 vs. Minnesota)...Struck out seven-or-more batters in seven straight starts, Aug. 1-Sept. 4, becoming first Angel pitcher to do so since Nolan Ryan in 1978 (seven starts)...Collected 50th career win, Sept. 4 at Detroit (7-1 score)...Selected to first career All-Star Game...Pitched fifth inning (1 H, 1 R, 1 ER, 1 HR, 2 SO) of AL's 4-3, 15-inning win at Yankee Stadium...Was 11-2 on road after 1-10 mark in 2007, equaling best road record in club history (10+ decisions; Bartolo Colon, 11-2, 2005)...Hurled three-hit complete game, defeating Detroit, 3-2, May 27 at Angel Stadium...Three-hitter is low-hit game of career...Also threw 4-0 complete game shutout, May 5 at Kansas City.

■ Completed **2007** season with 7-14 record and a 5.76 ERA (150 IP – 96 ER) in 28 appearances (26 starts) with **Angels**...Allowed 174 hits (26 HR), walked 58 and struck out 126...Was 7-14 with a 5.92 ERA (146 IP – 96 ER) as starter...Was 2-1 with a 5.01 ERA (32.1 IP – 18 ER) in five starts with triple-A **Salt Lake**...Recalled from Salt Lake, August 17...Made first regular season relief appearance of career in Angels' 5-3 loss, September 14 at Chicago (3 IP, 5 SO)...Five strikeouts equaled most by an Angel reliever...Made second relief outing, September 30 at Oakland (1 IP, 2 SO)...Was 2-2 with a 2.96 ERA (27.1 IP – 9 ER) in six appearances in September...Lost career-high six straight decisions (June 15-August 28; 9 starts)...Allowed career-high 14 hits in six innings pitched, July 17 at Tampa Bay...Struck out career-high 11 batters, July 3 at Texas (5.1 IP; 8-3 loss)...Collected second career hit, first extra-base hit and RBI (2), June 9 at St. Louis (1/3, 1 R, 2B, 2 RBI, 1 SO)...Marked first extra-base hit by Angels' pitcher since Tim Belcher, June 9, 1999 at San Francisco (2B)...Allowed team-high 26 home runs in 150 innings (1.56 per 9 IP)...Limited opponents to three earned-runs or less in 13 of 26 starts...Pitched into seventh inning-or-later in 10 starts (5-3 record)...Longest outing was seven innings pitched (6 times)...As starter, walked 57 batters (2 TBB) and struck out 119 (2.19 BB & 4.58 SO per start)...Angels were 11-15 in his starts.

■ In **2006**, completed first full Major League season with a 16-8 record and a 4.28 ERA (204 IP – 97 ER) in 33 starts with **Angels**...Led club in wins, starts (tied), home runs allowed (21) and hit batters (11)...Among AL leaders, ranked tied for eighth in wins, ninth in winning percentage (.667), second in average against (.241) and third in home ERA (3.02)...Left game after being struck on inside of left knee by line drive hit by Jason Michaels (2nd batter of game), Aug. 10 at Cleveland...Was examined by Indians' Physician Dr. Mark Schickendantz and diagnosis was contusion of knee...Was fifth pitcher in Angels history to win at least 12 games in both rookie and sophomore seasons (12-8 in 2005 & 12-5 in 2006)...Others were Dean Chance (14-10 in 1962, 13-18 in 1963), Frank Tanana (14-19 in 1974, 16-9 in 1975), Ron Romanick (12-12 in 1984, 14-9 in 1985) and Kirk McCaskill (12-12 in 1985, 17-10 in 1986)...Won career-best seven straight decisions (nine starts), June 6-July 20...Posted four wins in June, 2006 (4-0, 2.48 ERA)...Was 10-2 with a 3.02 ERA (116.1 IP – 39 ER) in 17 starts at home...Was 10-3 with a 3.96 ERA in 18 starts prior to All-Star break...Walked career-high eight batters, July 20 at Kansas City.

■ In **2005**, completed rookie season with **Angels**, registering 12-8 record, one complete game, one shutout and a 4.65 ERA (133.2 IP – 69 ER) in 23 starts...12 wins ranks tied for fifth among rookies in club history...Angels were 13-10 in his starts...Recalled from triple-A **Salt Lake**, June 14...Optioned to Salt Lake, May 28...Recalled from double-A **Arkansas**, May 17...Was pitcher of record in Angels' 4-3 win, Sept. 27 at Oakland...Victory clinched second consecutive AL West title for Angels...Was 4-0 with a 3.38 ERA (26.2 IP – 10 ER) in final four starts of season...12 wins were most by Angel rookie since Jason Dickson in 1997 (13)...Led Angel staff with four wins in July, first Angel rookie with at least four wins in a month since John Lackey with four in August, 2002...Made Major League debut, May 17 at Cleveland, in Angels' 13-5 loss...First four batters reached safely, hitting for cycle (triple, double, single & home run)...Allowed three runs in first inning (2 on HR by Ben Broussard), one in third frame and two-run

40-MAN ROSTER



home run by Travis Hafner in fourth inning...Posted first Major League win with five-hit complete game shutout vs. Chicago White Sox, May 23 at Angel Stadium (4-0 score; 9 IP, 5 H, 1 BB, 7 SO)...Retired first 10 batters in game... Allowed one runner to reach second base...Became youngest Angel to throw complete game shutout (22 yrs., 4 mos., 13 days) since Jim Abbott (21 yrs., 7 mos., 25 days), May 17, 1989 vs. Boston...Also became sixth Angel to throw CG SHO for first Major League win, joining Ron Moeller (6/5/61 at Bal.), Bill Kelso (9/26/64 at Min.), Steve Kealey (8/21/69 vs. Bal.), Ed Figueroa (7/12/74 at Bos.) and Tim Lincecum (7/25/92 vs. Det)...Was first Angels rookie to throw complete game shutout since Brian Cooper, June 30, 2000 vs. Oakland...Became only third rookie pitcher to defeat New York Yankees twice in one week in 20 years - the other two were Boston's Brian Rose in May 1999 and Texas' Kevin Brown in May 1989.

MINOR LEAGUE SUMMARY:

- In **2005**, began season at double-A **Arkansas**...Was 5-1 with a 2.31 ERA (39 IP - 10 ER) in seven starts at Arkansas... Recalled by **Angels** from Arkansas, May 17...Optioned to Salt Lake, May 28...Was 1-0 with a 4.19 ERA (19.1 IP - 9 ER) in three starts at **Salt Lake**...Recalled from Salt Lake, June 14.
- In **2004**, spent fourth professional season with double-A **Arkansas**, posting 2-1 record and 3.30 ERA (43.2 IP - 16 ER) in eight starts...Allowed three home runs while walking 18 and striking out 48...Allowed 41 hits in 43.2 innings pitched...Strained right elbow, July 15, and was out for remainder of season.
- In **2003**, started season at single-A **Rancho Cucamonga**, going 10-2 with 2.53 ERA (124.2 IP - 35 ER) and one complete game in 20 starts...Led California League in ERA and average against (.212) and ranked second in strikeouts per nine innings (9.39) and in runners per nine innings (10.57)...Named by *Baseball America* to California League High Class-A All-Star team...Also named California League Pitcher of the Year and selected as member of California League All-Star team...Promoted to double-A **Arkansas**, posting 1-1 record and 3.94 ERA (29.2 IP - 13 ER) in six starts.
- In **2002**, posted 14-8 record and 4.16 ERA (147 IP - 68 ER) in 27 starts for single-A **Cedar Rapids**...Walked 48 batters while striking out 146...Finished third in Midwest League in wins and strikeouts...Earned Organization Pitcher of the Month for July, going 4-1 with 1.82 ERA (34.2 IP - 7 ER) in five starts...Also posted 4-1 record in August...Only losing month was April (2-3, 3.16 ERA).
- In **2001**, split time between rookie level **Mesa** and **Provo**...Went 3-2 with 3.22 ERA (58.2 IP - 21 ER) with one complete game shutout in 10 appearances (nine starts) with Mesa...Allowed only 40 hits in 217 at-bats (.184 average against)...Led Arizona League in walks (35), strikeouts (69), shutouts (1), complete games (1) and average against by starter (.176)...Ranked second in strikeouts per nine innings (10.57) and third in runners per nine innings (11.57)...Promoted to Provo, going 2-1 with 7.71 ERA (18.2 IP - 16 ER) in four starts...Struck out 22 while walking only 12.

PERSONAL/MISC:

- Ervin Ramon Santana.
- Originally signed by Angels' scout Clay Daniel.
- Named as Angels' seventh best prospect by *Baseball America* for 2005.
- Active in Angels' caravans and baseball clinics...Attended Angels' youth baseball clinic at Pearson Park in Anaheim and Belvedere Park in East Los Angeles to teach young children baseball fundamentals.

SANTANA'S LIFETIME PITCHING RECORD

Year	Club	W-L	ERA	G	GS	CG	GF	SHO	SV	IP	H	R	ER	HR	HB	BB	IBB	SO	WP	BK	BA
2001	—Angels	3-2	3.22	10	9	1★	0	1★	0	58.2	40	27	21	0	2	35★	0	69★	8	1	.184
	Provo	2-1	7.71	4	4	0	0	0	0	18.2	19	17	16	1	2	12	1	22	3	1	.247
2002	—Cedar Rapids	14-8	4.16	27	27	0	0	0	0	147	133	75	68	10	6	48	3	146	9	3	.240
2003	—Cucamonga	10-2	2.53★	20	20	1	0	0	0	124.2	98	44	35	9	7	36	0	130	14	0	★.212
	Arkansas	1-1	3.94	6	6	0	0	0	0	29.2	23	15	13	4	3	12	0	23	1	0	.211
2004	—Arkansas	2-1	3.30	8	8	0	0	0	0	43.2	41	19	16	3	4	18	0	48	5	0	.247
2005	—Arkansas	5-1	2.31	7	7	0	0	0	0	39	34	12	10	2	2	15	0	32	1	0	.234
	LAA	12-8	4.65	23	23	1	0	1	0	133.2	139	73	69	17	8	47	2	99	4	2	.266
	Salt Lake	1-0	4.19	3	3	0	0	0	0	19.1	19	11	9	2	0	2	0	17	0	0	.260
2006	—LAA	16-8	4.28	33	33	0	0	0	0	204	181	106	97	21	11	70	2	141	10	2	.241
2007	—LAA	7-14	5.76	28	26	0	1	0	0	150	174	103	96	26	8	58	3	126	7	0	.288
	Salt Lake	2-1	5.01	5	5	0	0	0	0	32.1	39	19	18	4	3	10	0	32	1	0	.305
2008	—LAA	16-7	3.49	32	32	2	0	1	0	219	198	89	85	23	8	47	2	214	5	1	.237
2009	—LAA	8-8	5.03	24	23	2	0	2	0	139.2	159	83	78	24	10	47	4	107	4	0	.288
	Salt Lake (1)	1-0	3.60	1	1	0	0	0	0	5	3	2	0	1	1	0	4	1	0	1	.158
2010	—LAA	17-10	3.92	33	33	4	0	1	0	222.2	221	104	97	27	12	73	2	169	11	1	.259
MAJOR TOTALS		76-55	4.39	173	170	9	1	5	0	1069.0	1072	558	522	138	57	342	15	856	41	4	.260
MINOR TOTALS		41-17	3.61	91	90	2	0	1	0	518	449	241	208	35	32	189	4	523	43	5	.231

- ★ led or tied for league lead
- (1) rehab assignment



40-MAN ROSTER

ALL-STAR GAME RECORD

Year	Club, Site	W-L	ERA	G	GS	CG	SHO	SV	IP	H	R	ER	BB	SO
2008	LAA, NYY	0-0	9.00	1	0	0	0	0	1	1	1	1	0	2

DIVISION SERIES TOTALS

Year	Club, Opp.	W-L	ERA	G	GS	CG	SHO	SV	IP	H	R	ER	BB	SO
2005	LAA, NYY	1-0	5.06	1	0	0	0	0	5.1	5	3	3	2	2
2007	LAA, Bos.	0-0	0.00	1	0	0	0	0	2	0	0	0	0	2
2008	LAA, Bos.	0-0	8.44	1	1	0	0	0	5.1	8	5	5	0	3
Totals		1-0	5.68	3	1	0	0	0	12.2	13	8	8	2	7

LEAGUE CHAMPIONSHIP SERIES TOTALS

Year	Club, Opp.	W-L	ERA	G	GS	CG	SHO	SV	IP	H	R	ER	BB	SO
2005	LAA, CWS	0-1	10.38	1	1	0	0	0	4.1	3	6	5	3	2
2009	LAA, NYY	1-1	1.59	4	0	0	0	0	5.2	5	3	1	4	5
Totals		1-2	5.40	5	1	0	0	0	10	8	9	6	7	7

CAREER FIELDING

POS	PCT	G	PO	A	E	TC	DP
P	.979	173	69	74	3	146	10

SANTANA'S BESTS

	Season		Game
Wins	17 — 2010	SO	11 — July 3, 2007 at Tex.
ERA	3.49 — 2008	BB	8 — July 20, 2006 at K.C.
IP	222.2 — 2010	IP	9 — 8 times; last, Sept. 21, 2010 vs. Tex.
SO	214 — 2008	H	14 — July 17, 2007 at TB
Win Streak	7 — 6/6-7/20/06	R	9 — Twice; last, Aug. 4, 2010 at Bal.

TAKAHASHI



HISANORI TAKAHASHI

LHP

BATS: LEFT | THROWS: LEFT | HT.: 5-10 | WT. 175

21

OPENING DAY AGE: 36 **BORN: April 2, 1975**
BIRTHPLACE: Tokyo, Japan **RESIDES: Tokyo, Japan**
MARRIED: Yeyol Takahashi
CHILDREN: Sena, Aoba
ACQUIRED: Signed as a free agent, Dec. 2, 2010.
SIGNED THRU: 2012 **M.L. SERVICE: 1 year**

2010 SEASON:

■ In first Major League season, posted a 10-6 record with eight saves and a 3.61 ERA (122 IP - 49 ER) in 53 games (12 starts) with the **Mets**...Allowed 116 hits (13 HR) while walking 43 batters and striking out 114...Converted all eight save opportunities...Became the first Mets pitcher since Roger McDowell in 1986 to post double-digit wins and record eight or more saves in the same season...Became the first Major League pitcher to record double-digit wins and eight saves in the same season since Francisco Cordero in 2006 with the Brewers and Rangers and the first major league rookie to accomplish that feat since Scott Williamson with the Reds in 1999...With his 10 wins, he became the first Mets rookie to win double-digit games since Rick Aguilera in 1985...Began the season pitching out of the bullpen, posting a 3.12 ERA (26 IP - 9 ER) and a 3-1 record in his first 15 games...For the season, he went 6-2 with a 2.04 ERA (57.1 IP - 13 ER) in 41 games out of the bullpen...Finished 4-4 with a 5.01 ERA (64.2 IP - 36 ER) as a starter...Struck out seven in three innings, April 23rd vs. Atlanta...Only two other pitchers in Mets' team history have recorded seven or more strikeouts while pitching three or fewer innings in a game: Galen Cisco, May 25, 1965 and Skip Lockwood, September 19, 1976...Made first career start, May 21st vs. Yankees, throwing six scoreless innings...Did the same on June 18th, becoming only the fourth pitcher in the live ball era (since 1920) to throw six or more scoreless innings in each of first two starts against the Yanks: Sidney Ponson (1998), Scott Sanderson (1990) and Ray Culp (1968)...Became the first Mets pitcher in team history to begin his Major League career with six shutout innings in each of his first two starts...Picked up the 500th win by a Japanese-born player when he beat the Phillies, May 26th at Citi Field...Started on July 22nd at Los Angeles, a 2-0 loss to the Dodgers, tying a season-high with seven



40-MAN ROSTER



innings and allowed three hits and two earned runs...Walked two and struck out five in the match-up with fellow countryman Hiroki Kuroda, the sixth meeting between Japanese-born starters in Major League history...Struck out a career-best 10 hitters in a 5-4 win, July 31st vs. Arizona...Collected first career save with a perfect inning, August 16th at Houston...Compiled a season-long 13.1-inning scoreless streak from August 15th-September 13th.

JAPANESE LEAGUE SUMMARY:

- In **2009**, spent his 10th season with the Yomiuri Giants of the Japanese Central League, going 10-6 with one complete game and a 2.94 ERA (144 IP - 47 ER) in 25 starts...Posted his second-lowest single-season ERA (2.94), which ranked sixth in the league...Helped lead Giants to the Japanese Championship...Allowed three or fewer earned runs in 22 of his 25 starts.
- In **2008**, went 8-5 with a 4.13 ERA (122 IP - 56 ER) in 23 games (22 starts)...Helped Yomiuri capture the Central League Championship.
- In **2007**, posted a 14-4 record with two shutouts and a 2.75 ERA (186.2 IP - 57 ER) in 28 games (27 starts)...Led the League with a 2.75 ERA and was named "Best Nine" emblematic of the best player at his position...Posted a career-best 14 wins, including two complete-game shutouts...Notched 141 strikeouts in a career-best 186.2 innings, the second-most of his career.
- In **2006**, went 2-6 with a 4.94 ERA (62 IP - 34 ER) in 35 games (four starts)...Pitched in relief and saved 15 games...Suffered a broken cheek bone after being struck by a line drive...Missed six weeks...His 35 outings were a career-high.
- In **2005**, compiled an 8-12 record with a 4.47 ERA (163 IP - 81 ER) in 27 games (26 starts)...Registered a career-best four complete games, also notched two shutouts.
- In **2004**, saw limited action due to time on the disabled list with a sprained ankle...Finished the season 5-10 with three complete games, one shutout, and a 5.44 ERA (91 IP - 55 ER) in 16 starts.
- In **2003**, registered a 4-4 record with a 3.84 ERA (86.2 IP - 37 ER) in 13 starts...Missed part of the season with left arm stiffness.
- In **2002**, compiled double digit wins for first time in his career, going 10-4 with two complete games and a 3.09 ERA (163.1 IP - 56 ER) in 24 games (23 starts)...Notched a career-best 145 strikeouts...Helped lead Yomiuri to the Japanese League Championship.
- In **2001**, went 9-9 in his second season with Yomiuri, compiling a 3.94 ERA (134.2 IP - 59 ER) in 30 games (23 starts).
- In **2000**, won nine games in rookie season and was a member of the Japanese League Championship squad...Finished season 9-6 with three complete games, two shutouts, and a 3.18 ERA (135.2 IP - 48 ER).

TAKAHASHI

PERSONAL/MISC:

- Hisanori Takahashi (HEE-son-OR-ee).
- Graduated from Syutoku High School and Komazawa University.
- Selected by the Yomiuri Giants in the first round of the 1999 draft.
- Originally signed by the New York Mets as a minor league free agent, February 11, 2010.

TAKAHASHI'S LIFETIME PITCHING RECORD

Year	Club	W-L	ERA	G	GS	CG	SHO	SV	IP	H	R	ER	HR	HB	BB	IBB	SO	WP	BK	BA
2000	—Yomiuri	9-6	3.18	24	23	3	2	0	135.2	133	59	48	10	2	36	-	102	1	0	-
2001	—Yomiuri	9-9	3.94	30	23	3	1	0	134.2	126	65	59	20	3	52	-	99	4	0	-
2002	—Yomiuri	10-4	3.09	24	23	2	0	0	163.1	143	58	56	16	6	39	-	145	4	1	-
2003	—Yomiuri	4-4	3.84	13	13	3	0	0	86.2	79	42	37	14	4	27	-	78	1	1	-
2004	—Yomiuri	5-10	5.44	16	16	3	1	0	91	107	59	55	18	3	26	-	61	3	0	-
2005	—Yomiuri	8-12	4.47	27	26	4	2	0	163	171	88	81	18	4	48	-	135	1	0	-
2006	—Yomiuri	2-6	4.94	35	4	0	0	15	62	70	36	34	10	1	15	-	51	1	0	-
2007	—Yomiuri	14-4	2.75	28	27	2	2	0	186.2	168	63	57	21	2	50	4	141	1	0	-
2008	—Yomiuri	8-5	4.13	23	22	0	0	0	122	127	63	56	16	5	30	0	94	2	0	-
2009	—Yomiuri	10-6	2.94	25	25	1	0	0	144	147	58	47	16	6	36	1	126	0	0	-
2010	—Mets	10-6	3.61	53	12	0	0	8	122	116	51	49	13	0	43	0	114	1	1	.252
JAPAN TOTALS		79-66	3.70	245	202	21	8	15	1289	1271	591	530	159	36	359	-	1032	18	2	-

MAJOR LEAGUE HITTING TOTALS

AVG	AB	H	HR	RBI
.063	16	1	0	1

CAREER FIELDING

POS	PCT	G	PO	A	E	TC	DP
P	.952	53	5	15	1	21	0





RICH THOMPSON

RHP

BATS: RIGHT | **THROWS:** RIGHT | **HT.:** 6-1 | **WT.** 205 

OPENING DAY AGE: 26 | **BORN:** July 1, 1984
BIRTHPLACE: Hornsby, Australia | **RESIDES:** Sydney, Australia
MARRIED: Ashley Beck, Jan. 26, 2008
CHILDREN: Richard
ACQUIRED: Signed as a free agent, Feb. 13, 2002.
SIGNED THRU: 2011 | **M.L. SERVICE:** 1 year, 47 days

2010 SEASON:

- Saw Major League action for fourth consecutive season, posting a 2-0 record with a 1.37 ERA (19.2 IP - 3 ER) in 13 appearances with **Angels**...Allowed 12 hits (2 HR) while walking four and striking out 15...Set career-high throwing 19.2 innings while allowing a career-low three earned runs...13 appearances matched career-high set in 2009...Was recalled from triple-A **Salt Lake**, July 2 after posting a 1-1 record with two saves and a 0.61 ERA (29.2 IP - 2 ER) in 19 appearances and being named to Pacific Coast League 2010 All-Star Team...Was placed on disabled list, August 7 and reactivated on August 28, missing 18 games with right shoulder inflammation...Recorded first two big league victories in final four appearances after failing to record a decision in first 31 career games spanning four seasons...Limited left-handed batters to a .100 clip (3/30) while right-handers batted .225 (9/40) against him...10 of 13 outings were scoreless...Wife Ashley gave birth to a baby boy, Richard William, Aug. 23rd.

MINOR LEAGUE SUMMARY:

- In **2009**, split season between **Angels** and triple-A **Salt Lake** with three separate stints in the big leagues...Began season at Salt Lake, making three relief appearances (1-0, 4.50) before being recalled by Angels, April 18...Made three appearances before being optioned, April 25...Also recalled May 27 for his longest stint, making nine appearances before being optioned July 11...Was recalled, September 1 and spent remainder of season on big league roster...Was 0-0 with a 5.13 ERA (19.1 IP - 11 ER) in 13 Major League appearances...Struck out 21 batters in 19.1 IP...Had longest outing of career, October 1 vs. Texas (2.2 IP)...At Salt Lake, finished 3-1 with a 3.12 ERA (43.1 IP - 15 ER) in 29 relief appearances...Allowed 41 hits (7 HR), walked 11 and struck out 51.
- Started the **2008** season pitching in two games for the **Angels** (0-0, 22.50) before being optioned to **Salt Lake** on April 5...Was recalled on April 26 and tossed one scoreless inning at Detroit before being optioned back to Salt Lake on April 28...Posted a 1-0 record with a 4.38 ERA (12.1 IP - 6 ER) in nine games at Salt Lake...Placed on disabled list on May 9 with right shoulder nerve inflammation...Activated off the disabled list on September 1 and recalled on the same day.
- In **2007**, played at all levels during season, including single-A **Rancho Cucamonga**, double-A **Arkansas**, triple-A **Salt Lake** and **Angels**...Was 0-0 with a 0.00 ERA (2 IP, 1 H, 3 SO, 1 WP) in one appearance with Rancho Cucamonga...Pitched in 21 games (three starts) with Arkansas, posting 2-3 record and 2.01 ERA (49.1 IP - 11 ER)...Limited opponents to .193 (34-176) average against...Finished 3-0 with one save and a 2.19 ERA (24.2 IP - 6 ER) in 16 games with Salt Lake...Had contract selected by Angels, Sept. 1...Made Major League debut, Sept. 1 vs. Texas (1 IP, 1 H, 2 SO)...Appeared in seven games, posting no record and 10.80 ERA (6.2 IP - 4 ER)...Overall on season, walked 23 batters and struck out 94...Was MLB Futures Game World Team Selection.
- In **2006**, split season between double-A **Arkansas** and triple-A **Salt Lake**...Was 3-4 with 10 saves and a 5.13 ERA (66.2 IP - 38 ER) in 42 games with Travelers...Led club in saves...30 games finished ranked fourth in Midwest League...Appeared in four games with Bees, posting 0-1 record, one save and 12.46 ERA (4.1 IP - 6 ER).
- In **2005**, spent entire campaign at single-A **Rancho Cucamonga**...Was 6-8 with three saves and a 5.27 ERA (121.1 IP - 71 ER) in 42 games (15 starts)...Ranked tied for second on club in wins, fifth in games, fourth in starts, tied for third in saves, second in innings pitched and third in strikeouts (92)...Finished 2-5 with a 5.80 ERA (76 IP - 49 ER) as starter.
- In **2004**, spent entire campaign at single-A **Rancho Cucamonga**...Was 3-2 with four saves and a 3.94 ERA (77.2 IP - 34 ER) in 41 games (five starts)...Ranked fifth on club in games pitched, third in saves and fourth in strikeouts (71)...Was 2-0 with a 2.93 ERA (27.2 IP - 9 ER) as a starter.
- In **2003**, split season between single-A **Cedar Rapids** and single-A **Rancho Cucamonga**...Was 1-2 with nine saves and a 0.24 ERA (37.2 IP - 1 ER) in 31 games with Cedar Rapids...Average against (.140) was tops in Midwest League...12.90 strikeouts per 9 IP ranked fifth in league...Was second on club in saves...Named to Midwest League All-Star Team...Finished 2-2 with eight saves and a 4.91 ERA (29.1 IP - 16 ER) in 24 games with Quakes...Ranked second on club in saves.
- In **2002**, began professional career with Angels rookie club in **Mesa**...Posted 2-0 record with one save and a 2.70 ERA (23.1 IP - 7 ER) in 15 games...Walked nine batters and struck out 29...Average against was .167, ranking second in league.

40-MAN ROSTER



PERSONAL/MISC:

- Richard Graeme Thompson.
- Graduated St. Ives High School (Sydney, AUS).
- Is a native of Hornsby, Australia...Third Australian native to appear with Angels (Trent Durrington and Craig Shipley).
- Was originally signed by Angels' scout Grant Weir.

THOMPSON'S LIFETIME PITCHING RECORD

Year	Club	W-L	ERA	G	GS	CG	GF	SHO	SV	IP	H	R	ER	HR	HB	BB	IBB	SO	WP	BK	BA
2002	—Angels (ASL)	2-0	2.70	15	0	0	2	0	1	23.1	14	12	7	0	1	9	0	29	1	1	.167
2003	Cedar Rapids	1-2	0.24	31	0	0	23	0	9	37.2	18	5	1	1	0	13	0	54	6	0	.140
	Cucamonga	2-2	4.91	24	0	0	18	0	8	29.1	28	19	16	4	2	18	1	33	5	0	.246
2004	—Cucamonga	3-2	3.94	41	5	0	14	0	4	77.2	76	36	34	9	3	33	2	71	4	1	.259
2005	—Cucamonga	6-8	5.27	42	15	0	14	0	3	121.1	132	76	71	20	2	53	0	92	12	2	.277
2006	Arkansas	3-4	5.13	42	0	0	30	0	10	66.2	52	39	38	13	4	27	0	60	6	1	.218
	Salt Lake	0-1	12.46	4	0	0	2	0	1	4.1	9	6	6	1	0	4	0	3	0	0	.500
2007	—Cucamonga	0-0	0.00	1	0	0	0	0	0	2	1	0	0	0	0	0	0	3	1	0	.125
	Arkansas	2-3	2.01	21	3	0	7	0	0	49.1	34	15	11	5	3	14	1	50	3	1	.193
	Salt Lake	3-0	2.19	16	0	0	10	0	1	24.2	17	7	6	2	3	6	0	32	3	0	.193
	LAA	0-0	10.80	7	0	0	2	0	0	6.2	10	8	4	0	0	3	0	9	2	0	.345
2008	—LAA	0-0	22.50	2	0	0	1	0	0	2	4	5	5	0	0	2	0	1	1	0	.400
	Salt Lake	1-0	4.05	10	0	0	5	0	0	13.1	12	6	6	1	1	9	0	11	1	0	.240
	Angels (ASL)	0-0	3.00	7	0	0	2	0	2	9	6	3	3	0	0	2	0	13	1	0	.194
2009	—Salt Lake	3-1	3.12	29	0	0	10	0	0	43.1	41	19	15	7	2	11	0	51	2	0	.246
	LAA	0-0	5.12	13	0	0	2	0	0	19.1	27	11	11	6	1	7	0	21	5	0	.329
2010	—Salt Lake	1-1	0.61	19	0	0	6	0	2	29.2	17	2	2	0	0	10	0	30	1	0	.177
	LAA	2-0	1.37	13	0	0	7	0	0	19.2	12	4	3	2	0	4	0	15	4	0	.171
MAJOR TOTALS		2-0	5.10	35	0	0	12	0	0	47.2	53	28	27	12	1	16	0	46	12	0	.277
MINOR TOTALS		27-24	3.66	302	23	0	146	0	41	531.2	457	245	216	63	21	209	4	532	46	6	.231

Disabling Injuries: 2010 — Right shoulder inflammation, disabled Aug. 7-28.

THOMPSON

THOMPSON'S BESTS

Season	Game
Wins 2 — 2010	SO 5 — July 28, 2010 vs. Bos.
ERA 1.37 — 2010	BB 2 — 3 times; last, July 8, 2009 vs. Tex.
IP 19.2 — 2010	IP 3 — July 28, 2010 vs. Bos.
SO 21 — 2009	H 4 — 5 times; last, Oct. 1, 2009 vs. Tex.
	R 5 — April 4, 2008 vs. Tex.

MOST HOME RUNS BY POSITION

Position	Player	Home Runs
Catcher	Mike Napoli	75
First Base	Wally Joyner	116
Second Base	Bobby Grich	137
Shortstop	Dick Schofield	48
Third Base	Troy Glaus	169
Left Field	Garret Anderson	160
Center Field	Jim Edmonds	114
Right Field	Tim Salmon	249
Outfielder	Tim Salmon	249
Designated Hitter	Chili Davis	108
Pinch Hitter	Jack Howell	7

Home run totals only while playing the position listed

ANGELS 20-GAME WINNERS

Wins	Pitcher	Year	Wins	Pitcher	Year
22	Nolan Ryan	1974	20	Bill Singer	1973
22	Clyde Wright	1970	20	Andy Messersmith	1971
21	Bartolo Colon	2005	20	Dean Chance	1964
21	Nolan Ryan	1973			





MARK TRUMBO

IF

BATS: RIGHT | **THROWS:** RIGHT | **HT:** 6-4 | **WT:** 220 **44**

OPENING DAY AGE: 25

BORN: Jan. 16, 1986

BIRTHPLACE: Anaheim, CA

RESIDES: Orange, CA

ACQUIRED: Selected in 18th round of 2004 free agent draft

SIGNED THRU: 2011

M.L. SERVICE: 27 days

2010 SEASON:

- Named Angels Minor League Player of the Year...Set career-bests in nearly every offense category during first season with triple-A **Salt Lake**...Batted .301 (160/532) with 29 doubles, five triples, 36 home runs and 122 RBI...Led all of minor league baseball with 36 HRs...Also led PCL in RBI (122) and runs scored (103)...36 HRs set a new franchise record...Became fifth player in Bees' history to hit 30+ HRs...Batted .351 (71/202) after triple-A All-Star Break to raise average from .270 to .301...Connected for six home runs with 16 RBI over his final nine games with Bees...Named to 2010 PCL Post-Season All-Star team...Recalled by **Angels** on Sept. 6...Made MLB debut Sept. 11 vs. Seattle, striking out in only plate appearance...Two-RBI single in 9th inning on final day of season (Oct. 3 @ Texas) marked first MLB hit...Made first start Sept. 24 vs. White Sox (at first base)...Batted .336 with nine doubles, five home runs, 21 RBI in 28 Venezuelan Winter League games.

MINOR LEAGUE SUMMARY:

- Put together solid season in **2009** in full season jump from single-A to double-A **Arkansas**...Batted .291 (155/533) with a team-leading 15 home runs and 88 RBI in 137 games...Among Texas League leaders, ranked third in doubles (33) and fourth in hits (155) and total bases (241)...Struggled over first two months of season (.231, 6 HR, 27 RBI in 45 games) before ending strong from June-September (.319, 9 HR, 61 RBI in 92 games)...Named to Texas League All-Star team.
- In **2008**, spent majority of season with **Rancho Cucamonga**...Batted .283 with 26 home runs and 68 RBI in 103 games...Called up to double-A **Arkansas** on July 28 and went 5-for-5 with two home runs in his first game...Helped Arkansas to 2008 Texas League Championship...Finished season with a combined .281 average, leading Angels organization with 32 home runs and 93 RBI...Named to California League Post-Season All-Star team.
- In **2007**, played second season at **Cedar Rapids**, batting .272 with 14 home runs...Led club with 128 hits, 76 RBI, 128 games and 471 at-bats.
- In **2006**, spent entire season at **Cedar Rapids** batting .220 with 13 home runs and 59 RBI in 118 games...Connected for a season-high four hits with one home run and two RBI on June 4 against Burlington.
- In **2005**, began professional career at **Orem** batting .274 with 10 home runs and 45 RBI...Collected a season-high three hits with two home runs and four RBI on June 23 against Ogden...Tied for Pioneer League lead (with teammate Dallas Morris) in doubles (23) and ranked second in extra-base hits (34).

PERSONAL/MISC:

- Mark Daniel Trumbo.
- Attended Villa Park HS (CA) where he pitched and played infield...Earned High School All-America honors in 2005 after hitting .425 and going 10-2 with 2.20 ERA on mound...Named second team All-American in 2004 as utilityman.
- Had scholarship to University of Southern California before being selected in 18th round of the 2004 free agent draft.
- Grew up as Angels fan and lives 10 minutes from Angel Stadium.
- Originally signed by **Angels'** scout Tim Corcoran.

TRUMBO'S LIFETIME PLAYING RECORD

Year Club	AVG	G	AB	R	H	2B	3B	HR	RBI	SH	SF	HBP	BB	IBB	SO	SB	CS	GDP	SLG	OBP	E
2005—Orem	.274	71	299★	45	82	23★	1	10	45	0	2	1	21	4	67	2	2	2	.458	.322	8
2006—Cedar Rapids	.220	118	428	43	94	19	0	13	59	0	7	3	44	1	99	5	5	8	.355	.293	18
2007—Cedar Rapids	.272	128	471	57	128	27	2	14	76	0	5	6	34	1	98	10	8	15	.427	.326	12
2008—Cucamonga	.283	103	407	70	115	28	2	26	68	0	2	3	26	4	67	7	3	12	.553	.329	20
Arkansas	.276	32	123	13	34	7	1	6	25	2	2	0	7	0	29	1	2	5	.496	.311	2
2009—Arkansas	.291	137	533	54	155	35	3	15	88	2	8	1	37	2	100	6	3	22	.452	.333	10
2010—Salt Lake	.301	139	532	103★	160	29	5	36★	122★	0	4	1	58	8	126	3	4	12	.577	.368	12
LAA	.067	8	15	2	1	0	0	0	2	0	0	0	1	0	8	0	0	0	.067	.125	1
MINOR TOTALS	.275	728	2793	385	768	168	14	120	483	4	30	15	227	20	586	34	27	76	.474	.330	82

★ led or tied for league lead

40-MAN ROSTER



LOEK VAN MIL

RHP

BATS: RIGHT | THROWS: RIGHT | HT.: 7-1 | WT. 220

59

OPENING DAY AGE: 26

BORN: Sept. 15, 1984

BIRTHPLACE: Oss, Netherlands RESIDES: Oss, Noord-Brandt, Netherlands

ACQUIRED: As PTBNL in exchange for LHP Brian Fuentes, Aug. 27, 2010 (Named Sept. 1, 2010)

SIGNED THRU: 2011

2010 SEASON:

- Began fifth professional season in Twins organization with **Fort Myers** where he pitched in just three games before being promoted to **New Britain**...Appeared in 23 games for the Rock Cats, posting a 1-2 record with one save and a 6.37 ERA (29.2 IP - 21 ER)...On Sept. 1, was announced as the player to be named later in the August 27th trade that sent LHP Brian Fuentes to Minnesota...Was placed on Angels' 40-man roster and reported to double-A **Arkansas**, where he pitched just one inning, Sept. 4 vs. Springfield.

MINOR LEAGUE SUMMARY:

- In **2009**, spent majority of season with **Fort Meyers**, compiling five saves and a 2.86 ERA (34.1 IP - 11 ER) in 25 relief appearances...Promoted to **New Britain**, where he posted a 1-1 record with one save and a 2.45 ERA (7.1 IP - 2 ER) in eight games...Missed first seven weeks of season recovering from partially torn ulnar collateral ligament in right arm.
- In **2008**, spent entire season with **Beloit**, going 2-2 with three saves and a 3.22 ERA (44.2 IP - 16 ER) in 28 appearances...Went 1-0 with three saves and a 2.59 ERA before the All-Star break and was selected to participate in the Midwest League All-Star game.
- In **2007**, registered a 2-2 record with a 2.63 ERA (24 IP - 7 ER) in 13 games with **Elizabethton**...Limited opponents to a .171 average, striking out 23 batters in 24 innings pitched...Represented his country in 2007 Baseball World Cup.
- In **2006**, spent first professional season in America with **GCL Twins**, posting a 1-2 record with a 3.30 ERA (43.2 IP - 16 ER) in 10 games (eight starts).

MISCELLANEOUS:

- Ludovicus "Loek" Jacobus Maria Van Mil...First name is pronounced "Luke".
- Was originally signed by Twins' scout Howard Norsetter as a non-drafted free agent, July 7, 2005...Attended Erasmus High School in the Netherlands.
- Represented his country in the 2007 Baseball World Cup and was selected to the Dutch National Team for the 2008 Olympics, but could not play due to injury.
- At 7'1", Van Mil is the tallest player in professional baseball.

VAN MIL'S LIFETIME PITCHING RECORD

Year	Club	W-L	ERA	G	GS	CG	GF	SHO	SV	IP	H	R	ER	HR	HB	BB	IBB	SO	WP	BK	BA
2006	GCL Twins	1-2	3.30	10	8	0	0	0	0	43.2	51	31	16	3	4	17	1	24	4	1	.290
2007	Elizabethton	2-2	2.63	13	0	0	0	0	0	24	14	10	7	0	0	17	0	23	7	1	.171
2008	Beloit	2-2	3.22	28	0	0	0	0	3	44.2	36	21	16	5	3	25	1	42	8	0	.221
2009	Fort Myers	0-0	2.86	25	0	0	0	0	5	34.2	29	11	11	3	3	17	0	23	2	0	.236
	New Britain	1-1	2.45	8	0	0	0	0	1	7.1	7	2	2	0	0	6	1	5	0	0	.269
2010	Fort Myers	0-1	4.50	3	0	0	0	0	0	4	4	2	2	0	2	0	0	6	0	0	.267
	New Britain	1-2	6.37	23	0	0	0	0	0	29.2	40	24	21	1	2	22	2	21	3	0	.315
	Arkansas	0-0	0.00	1	0	0	0	0	0	1	0	0	0	0	0	1	0	0	0	0	.000
MINOR TOTALS		7-10	3.57	111	8	0	0	0	9	189	181	101	75	12	14	105	5	144	24	2	.253

VAN MIL





40-MAN ROSTER



JORDAN WALDEN

RHP

BATS: RIGHT | **THROWS:** RIGHT | **HT.:** 6-5 | **WT.** 235



OPENING DAY AGE: 23

BORN: Nov. 16, 1987

BIRTHPLACE: Fort Worth, TX

RESIDES: Fort Worth, TX

ACQUIRED: Selected in 12th round of the 2006 free agent draft.

SIGNED THRU: 2011

M.L. SERVICE: 43 days

2010 SEASON:

- Began season at double-A **Arkansas** where he went 1-1 with a 3.35 ERA (43 IP – 16 ER) in 38 relief appearances...Was named Texas League Midseason All-Star...Made a brief stop in **Salt Lake** where he posted a 4.05 ERA (6.2 IP – 3 ER) in six games prior to being recalled on August 22 by **Angels**...Made Major League debut in the ninth inning on the same day at Minnesota (1 IP, 1 H, 1 BB, 2 SO)...Finished season 0-1 with one save and a 2.35 ERA (15.1 IP – 4 ER) in 16 appearances...Recorded first career save, Sept. 19 at Tampa Bay (0.1 IP)...12 of 16 outings were scoreless...Led Halos pitchers with 13.5 strikeouts per 9 IP...Recorded 23 strikeouts (7 BB) in first 16 appearances (15.1 IP) in Majors.

MINOR LEAGUE SUMMARY:

- In **2009**, spent entire season at Arkansas, compiling a 1-5 record with a 5.25 ERA (60 IP – 35 ER) in 13 starts... Named to *Baseball America's* Top 100 Prospects (No. 70), but spent majority of season on disabled list with inflammation in his right elbow.
- In **2008**, began season at Cedar Rapids, posting a 4-6 record with one complete game and a 2.18 ERA (107.1 IP – 26 ER) in 18 starts...Limited batters to a .207 clip...Promoted to Rancho Cucamonga where he registered a 5-2 record with a 4.04 ERA (49 IP – 22 ER) in nine starts with the Quakes...Earned California League Pitcher of the Week honors for the week of August 11.
- In **2007**, spent first professional season with Orem going 1-1 with a 3.08 ERA (64.1 IP – 22 ER) in 15 starts.

PERSONAL/MISC:

- Jordan Craig Walden.
- Was originally signed by Angels' scout Arnold Bathwaite.
- Attended Mansfield HS (TX) and Grayson County College.

WALDEN'S LIFETIME PITCHING RECORD

Year	Club	W-L	ERA	G	GS	CG	GF	SHO	SV	IP	H	R	ER	HR	HB	BB	IBB	SO	WP	BK	BA
2007	Orem	1-1	3.08	15	15	0	0	0	0	64.1	49	27	22	3	3	17	0	63	3	0	.209
2008	Cedar Rapids	4-6	2.18	18	18	1	0	0	0	107.1	80	32	26	3	3	32	0	91	5	1	.207
	Cucamonga	5-2	4.04	9	9	0	0	0	0	49.0	42	30	22	4	2	24	0	50	3	0	.226
2009	Arkansas	1-5	5.25	13	13	0	0	0	0	60	72	39	35	4	3	29	1	57	7	1	.301
2010	Arkansas	1-1	3.35	38	0	0	30	0	8	43	44	18	16	2	0	22	2	38	5	0	.277
	Salt Lake	0-0	4.05	6	0	0	2	0	0	6.2	8	3	3	0	0	2	0	3	0	0	.296
	LAA	0-1	2.35	16	0	0	5	0	1	15.1	13	4	4	1	0	7	0	23	1	1	.224
MINOR TOTALS		12-15	3.38	99	55	1	32	0	8	330.1	295	149	124	16	11	126	3	302	23	2	.239

MVP AWARD WINNERS

American League MVP

1. Don Baylor - 1979
2. V. Guerrero - 2004

World Series MVP

1. Troy Glaus - 2002

ALCS MVP

1. Fred Lynn - 1982
2. Adam Kennedy - 2002

All-Star Game MVP

1. Fred Lynn - 1983
2. Garret Anderson - 2003

All-Star Futures Game MVP

1. Hank Conger - 2010





JERED WEAVER

RHP

BATS: RIGHT | THROWS: RIGHT | HT.: 6-7 | WT. 215

36

OPENING DAY AGE: 28

BORN: Oct. 4, 1982

BIRTHPLACE: Northridge, CA

RESIDES: Simi Valley, CA

ACQUIRED: Selected in 1st round (12th overall) of 2004 free agent draft

SIGNED THRU: 2011

M.L. SERVICE: 4 yrs., 129 days

2010 SEASON:

- Completed fifth season with **Angels**, earning second consecutive Nick Adenhart Award for Pitcher of the Year after going 13-12 with a 3.01 ERA (224.1 IP - 75 ER) in 34 starts...Allowed 187 hits (23 HR) while walking 54 batters and striking out 233...Set career-highs and led club in starts, innings pitched and strikeouts while earning first career All-Star selection...Finished season as the Major League strikeout leader, becoming the first Angel to accomplish the feat since Nolan Ryan in 1977 (341)...His 233 strikeouts rank 10th in Angels' single-season history - most since Nolan Ryan's 260 strikeouts in 1978...Surpassing the 200 strikeout mark for first time in career, Weaver joined teammate Ervin Santana (2008) as only Angels to record 200-or-more strikeouts since 2000...Among league leaders, placed first in strikeouts, fifth in ERA, fourth in innings pitched, sixth in average against (.222), and first in home ERA...His 1.86 home ERA is the third lowest mark in Angels' history (min. 10 starts)...With 10th victory on August 1st, became the first Angel in club history to begin career with 10-or-more wins in each of first five seasons...With victory on August 6 notched 30th career road victory, becoming only the second pitcher in Angels history to win at least 30 of his first 50 road decisions (J. Washburn, 33-17)...With 11 strikeouts on August 29, notched fifth start of 2010 with 11-or-more strikeouts, becoming the first Angels hurler to do so since Nolan Ryan did it five times in 1979...Allowed three earned runs-or-less in 27 of 34 starts...Tossed six innings-or-more in 24 of final 25 starts...Posted a 2.32 ERA (50.1 IP - 13 ER) over his final seven starts.

STRIKEOUT KING

In 2010, Weaver became the first Angel to lead the Majors in strikeouts since Nolan Ryan in 1977. His 233 strikeouts were 10th most in Angels' single-season history and the most thrown by an Angels hurler since Nolan Ryan struck out 260 batters in 1978.

CAREER HIGHLIGHTS:

- Two-time winner of Nick Adenhart Award (2009-10) earned first All-Star selection in 2010...Led Majors in strikeouts with 233, becoming first Angel to lead Majors in strikeouts since Nolan Ryan in 1977 (341)...His 233 strikeouts rank 10th in Angels' single-season history - most since Nolan Ryan's 260 strike outs in 1978...Is first Angel in club history to begin career with 10-or-more wins in each of first five seasons...33-16 with a 2.92 ERA in career at Angel Stadium...Owns eight career games with 10-or-more strikeouts...In 2008, dropped 1-0 decision vs. Los Angeles, June 28 at Dodger Stadium, combining with Jose Arredondo on eight inning (unofficial) no-hitter...Lone unearned run scored in fifth inning on two errors (Weaver & Jeff Mathis) and a sacrifice fly...Marked fifth time (second combined) in modern era of Major League Baseball that a team (first vs. Angels) has won without benefit of a hit...Marked ninth time (second combined) Angels have held team hitless in a game and first since Mark Langston-Mike Witt, April 11, 1990 vs. Seattle (1-0 win)...In 2006, opened major league career with 9-0 record, tying AL rookie record as starting pitcher to open career (Whitey Ford of Yankees in 1950)...Jered and Jeff Weaver were the third pair of brothers to appear with the Angels (Bengie & Jose Molina, Stu & Stan Cliburn) and the 17th set of brothers (since 1900) to be on the same pitching staff...Notables on the list include: Christy & Henry Mathewson (NY Giants, 1906 - 07), Dizzy & Paul Dean (St. Louis, 1934 - 37), Phil & Joe Niekro (Atlanta 1972 - 73, N.Y. Yankees, 1985), Jim & Gaylord Perry (Cleveland, 1974 - 75), Paul & Rick Reuschel (Chicago Cubs, 1975 - 78), Mickey & Rick Mahler (Atlanta 1979), Ramon & Pedro Martinez (L.A. Dodgers, 1992 - 93), Andy & Alan Benes (St. Louis, 1996 - 97, 2000 - 01).

POST-SEASON EXPERIENCE:

- In 2009, made four postseason appearances, two starts, posting a 1-0 record with a 2.63 ERA (13.2 IP - 4 ER)...Made second career postseason start in Game 2 of Division Series vs. Boston, throwing 7.1 innings (2 H, 1 R, 1 ER, 2 BB, 7 SO) in Angels' 4-1 win...Made three appearances, one start, in Championship Series vs. New York...In 2008, made the first relief appearance of his career in Game 3 of Division Series vs. Boston at Fenway Park and earned win...In 2007, was starting pitcher in Game 3 of ALDS vs. Boston...Dropped 9-1 decision in five-plus innings pitched (4 H, 2 R, 2 ER, 2 HR, 3 BB, 5 SO)...HRs were back-to-back in fourth inning by David Ortiz and Manny Ramirez.

MAJOR LEAGUE SUMMARY:

- In **2009**, completed fourth season and put together a career-year with **Angels**...Voted as honoree of inaugural Nick Adenhardt Award for team Pitcher of the Year...Was 16-8 with four complete games, two shutouts and a 3.75 ERA (211 IP - 88 ER) in 33 starts...Set career-bests leading Halos in wins, starts, innings pitched, complete games and strikeouts (174)...Among AL leaders, ranked 13rd in CG's (4), tied for 7th in wins, 9th in ERA, 10th in innings pitched and 10th in strikeouts...Earned victory in first start, April 10 vs. Red Sox, club's first game following tragic death of Nick Adenhardt (6-3 win; 6.2 IP, 4 H, 1 R, 0 ER, 2 BB, 8 SO)...Recorded first career complete game, May 7 vs. Blue Jays (6-1 win; 9 IP, 3 H, 1 R, 1 ER, 8 SO)...Tossed another complete game 10 days later at Rangers, May 17 (3-0 loss; 8 IP, 6 H, 3 R, 3 ER, 3 BB, 7 SO)...Recorded first career shutout vs. Padres, June 14 (6-0 win; 9 IP, 5 H, 1 BB, 5 SO)...Shutout capped four-game win streak in which he posted a 1.20 ERA (30 IP - 4 ER)...Faced brother Jeff Weaver (Dodgers), June 20th, becoming eighth brother-tandem in ML history (21st overall occurrence) to face off as starting pitchers and first since Alan and Andy Benes in 2002...Entered All-Star break with 10-3 record...Recorded career-high 11 strikeouts in two-straight starts, August 2 at Twins and August 8 vs. Rangers...Became first Angels pitcher with 10 or more strikeouts in consecutive starts since John Lackey had 10 strikeouts in three consecutive starts in 2006 (July 2-14)...Posted fourth career complete game at Cleveland, August 19 (9 IP, 7 H, 1 BB, 2 SO)...Went 9-3 at home with a 2.90 ERA (115 IP - 37 ER) compared to 7-5 with a 4.78 ERA (96 IP - 51 ER) on the road...His 2.90 ERA at Angel Stadium was 5th best home ERA in AL...Had six consecutive scoreless inning streaks of nine or more, with a high of 11, twice.
- Completed his third season with **Angels** in **2008**...Was 11-10 with a 4.33 ERA (176.2 IP - 85 ER) in career-high 30 starts...Logged career-best 152 strikeouts and 176.2 IP...Scratched from September 5 start at Chicago and September 9 vs. New York due to laceration of finger tips on middle and ring fingers of right hand...Injury occurred when fingers were cut by staples on underside of dugout bench at Comerica Park in Detroit...Dropped 1-0 decision vs. Los Angeles, June 28 at Dodger Stadium, combining with Jose Arredondo on eight inning (unofficial) no-hitter...Lone unearned run scored in fifth inning on two errors (Weaver & Jeff Mathis) and a sacrifice fly...Marked fifth time (second combined) in modern era of Major League Baseball that a team (first vs. Angels) has won without benefit of a hit and first since April 12, 1992 (first game of a doubleheader) - Indians beat Boston, 2-1, in Cleveland despite getting no-hit for 8.0 innings by Matt Young...Marked ninth time (second combined) Angels have held team hitless in a game and first since Mark Langston-Mike Witt, April 11, 1990 vs. Seattle (1-0 win)...Equalled career-best 8 IP (three times), June 10, 2008 vs. Tampa Bay (6-1 win) and May 24, 2008 at Chicago (2-0 win)...Also pitched 8 innings, August 29, 2007 at Seattle...Has yet to lose three straight starts in career...Made first career Opening Day start, March 31, 2008 at Minnesota (3-2 loss; 6.1 IP, 8 H, 3 R, 3 ER, 2 BB, 5 SO)...Allowed fourth career first inning leadoff home run, April 22, 2008 at Boston (Jacoby Ellsbury)...Allowed fifth leadoff HR, July 22 vs. Cleveland (Grady Sizemore)...Was 5-0 with a 1.37 ERA (26.1 IP, 18 H, 4 R, 4 ER, 2 HR, 3 BB, 19 SO) in six Spring Training starts in 2008.
- In **2007**, Completed second season with **Angels**, registering 13-7 record and 3.91 ERA (161 IP - 70 ER) in 28 starts...Began season on 15-day disabled list and was placed on DL March 31 (retroactive to March 23), due to recovery from biceps tendinitis...Recalled from rehab and activated from DL, April 17...Was 1-0 with a 0.82 ERA (11 IP - 1 ER) in two rehabilitation starts with single-A **Rancho Cucamonga**...Did not pitch in game with Angels in Spring Training...13 wins surpasses total from 2006 (11)...Pitched eight innings, August 29 at Seattle, marking longest outing of career (8-2 win)...Won five straight decisions (seven starts), May 14-June 16...Posted 3.49 ERA (38.6 IP - 15 ER) during streak...Did not strike out a batter, June 10 at St. Louis, for lone time in a start in career (42 starts)...Career ERA reached above 3.00 for first time (3.04) in brief tenure after 28 starts...Last pitcher to keep ERA below 3.00 in first 27 appearances of career as starter only was Aaron Sele of Boston in 1993-94 (ERA topped 3.00 in 29th start - 3.09)...Limited opponents to three earned runs-or-less in 21 of 28 starts...Pitched into seventh inning-or-later eight times (5-1 record)...Allowed 17 home runs in 161 innings pitched (0.95 per 9 IP)...Strikeout high was nine, May 3 at Kansas City (6 IP)...Was 3-1 with a 3.82 ERA in May and 2-1 with a 2.01 ERA in June...Allowed first career grand slam, August 18 at Boston (David Ortiz)...Walked 45 batters (3 IBB) and struck out 115 (1.60 BB & 4.11 SO per start)...Angels were 16-12 in his starts.
- In **2006**, was recalled by **Angels** from triple-A **Salt Lake**, June 30...Was 11-2 with a 2.56 ERA (123 IP - 35 ER) in 19 starts with Angels overall...Among A.L. rookie leaders, ranked third in ERA, third in wins, tied for fourth in starts, fourth in innings pitched, third in strikeouts and third in average against (.209)...Opened Major League career with 9-0 record, tying A.L. rookie record as starting pitcher to open career (Whitey Ford of Yankees in 1950)...Marked only third pitcher in last 100 years to go undefeated in first 12 starts in majors while winning at least nine of those games; Ford (1950) and Livan Hernandez (1997) were both 9-0 at that juncture of their careers...No pitcher has posted a better mark in first 12 big-league starts since Hooks Wiltse, who won each of his first 12 for the 1904 Giants...Previous pitcher to win first nine career decisions as starter was Livan Hernandez of Florida in 1997...Only four other pitchers in MLB history began career 9-0 as starter: Hernandez with Florida in 1997 (9-0), Kirk Rueter with Montreal in 1993-94 (10-0), Ford with Yankees in 1950 (9-0) and Wiltse with NY Giants in 1904 (12-0)...Nine-game win streak equaled longest in major leagues this season (four other players)...Won first seven Major League starts, becoming first Angel to do so in club history (Bo Belinsky - 5, April 18-May 11, 1962)...Was first pitcher in Major Leagues to win first seven starts of career since Fernando Valenzuela of the Dodgers in 1981 (first eight starts) and first in A.L. since adoption of designated hitter in 1973 (Baltimore's Ben McDonald won first five starts in 1990)...Defeated Erik Bedard and Baltimore, 10-1, May 27 at Angel Stadium...Start marked Major League debut and first ML win...Limited Orioles to three hits in seven innings pitched...Just one baserunner reached third base...Threw 97 pitches, 64 strikes...Including final three-plus starts with triple-A Salt Lake, posted 40.1 consecutive scoreless innings pitched, May 6-June 2...Missed scheduled start, July 17 vs. Cleveland, due to tendinitis in right biceps...Allowed career-high four home runs, August 29 at Seattle.

40-MAN ROSTER



MINOR LEAGUE SUMMARY:

- In **2006**, began second professional season at triple-A **Salt Lake**...Finished season with a 6-1 record, two complete game shutouts and a 1.99 ERA (77 IP – 17 ER) in 12 games (11 starts)...Allowed 63 hits (7 HRs), walked 10 and struck out 93 batters...Named Organization Pitcher of the Month for May, posting 2-0 record and 0.32 ERA (28 IP – 1 ER) in four starts...Struck out 10-or-more batters three times, including professional best 14, June 23 vs. Sacramento...Posted consecutive scoreless innings streak of 27.1, May 6-22, tying franchise record set by Kevin Gregg (now held by Joe Saunders)...Lone relief appearance came April 29 at Tacoma (first of career)...Had contract purchased by Angels, May 26.
- In **2005**, was 3-3 with a 3.98 ERA (43 IP – 19 ER) in eight starts at double-A **Arkansas** and 4-1 with a 3.82 ERA (33 IP – 14 ER) in seven starts at single-A **Rancho Cucamonga** in 2005...Named California League Pitcher of the Month for July (4-0, 1.52 ERA) and Pitcher of the Week honors for July 11-17 & July 18-24...Played for Scottsdale Scorpions in Arizona Fall League (1-3, 5.47 ERA, 7 GS)...Selected by Angels in first-round (12th pick overall) of 2004 Free Agent Amateur Draft...Signed with Angels, May 30, 2005.

PERSONAL/MISC:

- Jered David Weaver...Attended Simi Valley (CA) HS and Long Beach (CA) State Univ...Originally signed by Angels' scout Bobby DeJardin.
- As Sports Ambassador for Special Olympics Southern California, Weaver participates in special events, is featured in Special Olympics PSA's and donates items for auctions to benefit the organization.
- 9-0 career start was ranked as one of the "Top 10 Moments of 2006" by the LA Sports Council.
- Appeared on the cover of the Sony PlayStation game "MVP 07 NCAA Baseball".
- Named to 2005 Regional Olympic Qualifying Team roster.
- Finished college career with 37-9 record and 2.43 ERA (370 IP-100 ER) in three seasons at Long Beach State University (CA)...Allowed 248 hits and 73 walks while posting school-record 431 career strikeouts...Is career leader for Big West Conference and 49ers in victories and is two-time first team All-American and co-Big West Player of the Year (along with teammate Abe Alvarez in 2003 and Cal State Fullerton's Jason Windsor in 2004)...In junior season, struck out 213 batters, setting new conference and school records for single season strikeouts (No. 6 in NCAA)...Posted 14 games with 10 strikeouts-or-more...Limited opponents to a .162 batting average, led the nation in wins and strikeouts and ranked third in ERA...Led Long Beach State (40-21) to NCAA Division I Super Regional finish in 2004...Won record six Louisville Slugger/Collegiate Baseball Player of the Week Awards and 13 Conference Pitcher of the Week honors, also won eight National Player of the Year Awards (Golden Spikes Award, Dick Howser Award, Roger Clemens Award, *Baseball America* and Collegiate Baseball Player of the Year, NCBWA, ABCA and Collegebaseballinsider.com) in 2004.
- Lettered three years in baseball and two in basketball at Simi Valley High (CA)...Earned All-CIF, All-League and first team All-L.A. *Times* honors in baseball...Brother, Jeff, (who pitched for the Angels in part of 2006) has pitched in the Major Leagues since 1999 while cousin Jed plays football for Detroit Lions and cousin Dan played football at Oregon (2000-03).

WEAVER

WEAVER'S LIFETIME PITCHING RECORD

Year	Club	W-L	ERA	G	GS	CG	GF	SHO	SV	IP	H	R	ER	HR	HB	BB	IBB	SO	WP	BK	BA
2005	Cucamonga	4-1	3.82	7	7	0	0	0	0	33	25	18	14	3	1	7	0	49	1	0	.205
	Arkansas	3-3	3.98	8	8	0	0	0	0	43	43	22	19	5	0	19	0	46	1	0	.250
2006	Salt Lake	6-1	1.99	12	11	2	0	2	0	77	63	19	17	7	2	10	9	93	0	0	.226
	LAA	11-2	2.56	19	19	0	0	0	0	123	94	36	35	15	3	33	1	105	2	0	.209
2007	Cucamonga(1)	1-0	0.82	2	2	0	0	0	0	11	5	1	1	1	0	3	0	12	0	0	.132
	LAA	13-7	3.91	28	28	0	0	0	0	161	178	77	70	17	2	45	3	115	4	0	.280
2008	LAA	11-10	4.33	30	30	0	0	0	0	176.2	173	88	85	20	6	54	4	152	3	0	.254
2009	LAA	16-8	3.75	33	33	4	0	2	0	211	196	91	88	26	4	66	3	174	3	0	.246
2010	LAA	13-12	3.01	34	34	0	0	0	0	224.1	187	83	75	23	0	54	0	233★	7	1	.222
MAJOR TOTALS		64-39	3.55	144	144	4	0	2	0	896.0	828	375	353	101	15	252	11	779	19	1	.243
MINOR TOTALS		14-5	2.85	29	28	2	0	2	0	164.0	136	60	52	16	3	39	0	200	2	0	.221

(1) rehab assignment

Disabling Injuries: 2007 — Recovery from right biceps tendonitis, disabled March 23-April 17.

ALL-STAR GAME RECORD

Year	Club, Site	W-L	ERA	G	GS	CG	SHO	SV	IP	H	R	ER	BB	SO
2010	LAA, LAA													

DNP

DIVISION SERIES TOTALS

Year	Club, Opp.	W-L	ERA	G	GS	CG	SHO	SV	IP	H	R	ER	BB	SO
2007	LAA, Bos.	0-1	3.60	1	1	0	0	0	5+	4	2	2	3	5
2008	LAA, Bos.	1-0	0.00	1	0	0	0	0	2	1	0	0	1	3
2009	LAA, Bos.	1-0	1.23	1	1	0	0	0	7.1	2	1	1	2	7
Totals		2-1	1.88	3	2	0	0	0	14.1	7	3	3	6	15





40-MAN ROSTER

LEAGUE CHAMPIONSHIP SERIES TOTALS

Year	Club, Opp.	W-L	ERA	G	GS	CG	SHO	SV	IP	H	R	ER	BB	SO
2009	LAA, NYY	0-0	4.26	3	1	0	0	0	6.1	5	3	3	4	7

MAJOR LEAGUE HITTING TOTALS

AVG	AB	H	HR	RBI
.136	22	3	0	1

CAREER FIELDING

POS	PCT	G	PO	A	E	TC	DP
P	.945	144	46	75	7	128	1

WEAVER'S BESTS

	Season		Game
Wins	16 — 2009	SO	12 — May 12, 2010 vs. TB
ERA	3.01 — 2010	BB	4 — 10 times; last, Aug. 22, 2010 at Minn.
IP	224.1 — 2010	IP	9 — 3 times; last, Aug. 19, 2009 at Cle.
SO	233 — 2010	H	12 — Twice; last, June 8, 2010 at Oak.
Win streak	9 — 5/27-8/18/06	R	8 — Twice; last, Aug. 14, 2009 at Bal.

WELLS



VERNON WELLS

OF

BATS: RIGHT | THROWS: RIGHT | HT.: 6-1 | WT. 230

10

OPENING DAY AGE: 32 **BORN: December 8, 1978**
BIRTHPLACE: Shreveport, LA **RESIDES: Southlake, TX**
MARRIED: Charlene
CHILDREN: Jayce, Christian
ACQUIRED: From Toronto in exchange for Mike Napoli & Juan Rivera, Jan. 21, 2011
SIGNED THRU: 2014 **M.L. SERVICE: 9 yrs., 133 days**

2010 SEASON:

■ Played in 157 games hitting .273 (161/590) with 44 doubles, 31 home runs and 88 RBI...515 slugging pct. marked his best since 2006 campaign (.542)...Named to third All-Star team (also 2003 & 2006)...Became just fourth Blue Jay to record at least three seasons of 30 or more home runs (Delgado, Carter and McGriff)...Finished 4th in A.L. in extra-base hits (78), 7th in doubles and 7th in home runs...On Sept. 13 played in his 1,350th game as a Blue Jay outfielder passing Lloyd Moseby for club record...Had three multi-homer games (Apr. 5 at TEX, June 24 vs. STL and Sept. 7 vs. TEX) to give him 21 for his career...Participated in HR Derby at Angel Stadium during All-Star Break...Hit .321 at home with 25 doubles, two triples, 20 home runs and 54 RBI in 77 games...Over the last 30 games of 2010, hit .303 (33/109) with six doubles, one triple, eight home runs and 21 RBI...Had a season high 14-game hitting streak (May 21-June 6) hitting .321 (18/56) with seven doubles and four home runs...Did not commit an error in 151 games in centerfield (359 total chances), the second time in his career he has posted an errorless season (also 2005 in 363 total chances).

TOP OF THE CLASS

Vernon Wells is the **ALL-TIME** American League leader in outfield fielding percentage at .993 (21 errors in 3,213 total chances)...Based on a minimum of 1,000 games in outfield.

HUNGRY FOR OCTOBER

Wells has played 1,393 big league games over 12 years without a post-season appearance, a streak exceeded only by Adam Dunn among active players.

CAREER HIGHLIGHTS:

■ Three-time All-Star (2003, 2006, 2010) and Rawlings Gold Glove recipient (2004-06)...Also a 2003 Louisville Silver Slugger Award winner...Named as 2010 Branch Rickey Award winner for his community endeavors...Entering 2011, he is the all-time A.L. leader in outfield fielding percentage at .993 (21 errors in 3,213 total chances) - based on a minimum of 1,000 games in outfield...He has played two full seasons in the outfield without committing an



error (2010 & 2005) and two full seasons with just one error (2009 & 2004)...Among A.L. centerfielders dating back to 2002, leads all in games (1297), runs (748), hits (1442), doubles (319), home runs (213), RBI (767) and extra base hits (562)...Among Blue Jays all-time leaders, ranks 3rd in games played (1393), 1st in at-bats (5470), 2nd in runs (789), 2nd in hits (1529), 2nd in doubles (339), 2nd in home runs (223), 2nd in extra base hits (592), 2nd in RBI (813), 2nd in total bases (2597), 6th in walks (406) and 3rd in times on base (1964)...An MVP candidate in 2003 campaign in which he batted .317 with 49 doubles, 33 home runs and 117 RBI...He led the A.L. in total bases (373), doubles (49) and hits (215)...His 215 hits an 2003 remain a Toronto single-season record...One of two players in Jays' history with seven or more seasons with 20 or more homers (Delgado-9)...In 2002 became the youngest Blue Jay to drive in 100 or more runs in a season at the age of 23...Just the third CF in MLB history to record 100 RBI in each of his first two full seasons...The others are Joe DiMaggio (NYY) and Al Simmons (PHI)...Has 21 multi-HR games (6 vs. Baltimore).

TOP OF THE CHARTS

Among A.L. centerfielders dating back to 2002, Wells leads all in games (1297), runs (748), hits (1442), doubles (319), home runs (213), RBI (767) and extra base hits (562)

MAJOR LEAGUE SUMMARY:

- In **2009**, completed his 11th big league season and eighth full season with **Blue Jays**...Posted double-digit home runs for eighth consecutive season...Finished month of September batting .312 (34/109) with nine extra base hits and 12 RBI in 29 games...Batted .330 over his final 27 games, collecting 11 multi-hit efforts...Swiped 17 bases to match career-high in 2006...Made only one error in 155 games in centerfield for a .997 fielding percentage...His .997 percentage ranked T-1st in Majors with Torii Hunter, Carlos Gomez, Shane Victorino & Nate McLouth.
- In **2008**, battled through an injury-plagued season with **Toronto** to hit .300 with a club-high 20 home runs & 78 RBI in 108 games...On Aug. 13 at Detroit, hit grand slam off Kenny Rogers, 5th of his career...Homered in three straight contests (four HRs total) from Aug. 23-26...Had two stints on disabled list...Placed on 15-day D.L. with a fractured left wrist on May 10, occurred on a sliding catch the night before in Cleveland...Made a rehab assignment with Dunedin (AA), appearing in two games before being activated on June 7...Went back on D.L. on July 10 (left hamstring strain)...Made a rehab assignment with Syracuse (AAA), appearing in two games before being activated on Aug. 10...Missed a total of 52 games due to injury.
- In **2007**, limited to a .245 clip, 16 home runs and 80 RBI in 149 games with **Jays**...Recorded his 1000th career hit on June 22 on a single in 7th inning off Clay Buchholz...Became eighth Blue Jay to reach 1,000 hits and did so in 890 career games (3rd fastest in club history)...On Sept. 21, was placed on 60-day disabled list (left shoulder)...Underwent arthroscopic surgery on Sept. 25 to assess a cyst and repair the labrum in his left shoulder...Procedure performed by Dr. James Andrews in Birmingham, Alabama.
- In **2006**, hit .303 (185/611) with 40 doubles, 32 home runs and 106 RBI in 154 games...Named to second A.L. All-Star team...Logged 100 RBI for third time of career and 30 HR for second time...Captured his third consecutive Rawlings Gold Glove Award (2004-2006)...Became just the fourth player in Jays' history to hit 20 or more home runs in five or more seasons...Recorded 500th career RBI Sept. 24 vs. Boston...Posted three home runs in one game May 30 vs. Boston and totaled six multi-HR games on season...Had a hit streak of 12 games to begin season, batting .420 (21/50) over the stretch...Hit nine home runs in April establishing a new monthly high (previous best was eight in June '03 and July '03)...Reached base safely in his and the club's first 29 games...Reached base in 29 straight team games to begin season, the longest by any Blue Jay in club history...Represented the longest streak in the Majors...On July 20 vs. NYY, hit his third career walk-off home run in 11th inning off closer Mariano Rivera...Hit eight home runs vs. Boston...Named A.L. Player of the Week (July 17-23), hitting .448 (13/29) with a .966 slugging pct., three doubles, four home runs, 10 RBI & 28 total bases...Marked second time in career to capture Player of the Week honors.
- In **2005**, led **Blue Jays** with 28 home runs and 97 RBI in 156 games...Named as a Rawlings Gold Glove winner for second consecutive year, first Blue Jay to win back-to-back Gold Gloves since Roberto Alomar (1991-1995) and Devon White (1991-1995)...Collected a team-high 61 extra-base hits...Had a team-high 52 multi-hit games, including 12 three-hit games...Led all A.L. outfielders in fielding percentage at 1.000...Did not commit an error in 363 total chances, recording 351 putouts and 12 outfield assists.
- In **2004**, named as a Rawlings Gold Glove Winner for first time in career...First Blue Jay to win award since Shawn Green in 1999...Third consecutive season with 20 plus home runs...Last two homer game came on Sept. 16 at SkyDome vs. Baltimore, with second home run reaching the 500 level (445 feet)...June 16 though July 15 was on disabled list with a strained right calf...Returned from D.L. on July 16...July 28 at Rogers Centre vs. NYY hit a 10th inning walk-off home run for a 3-2 win...Was second career walk-off homer and first career extra inning home run...Led A.L. centerfielders with a .997 fielding mark...Placed second among all A.L. outfielders in fielding percentage.
- In **2003**, put together finest season of career to finish as strong A.L. MVP candidate...Batted .317 (215/678) with 118 runs scored, 49 doubles, 33 home runs and 117 RBI in 161 games...Led A.L. in total bases (373), second most total bases in franchise history (Delgado-378)...Set Blue Jays' single-season record and led

MLB with 215 hits...Did not go hitless in three straight games all season...Finished 4th in the AL in batting (.317)...Became just the 2nd Blue Jay and first to lead the league in hits since Paul Molitor in 1993...Selected to A.L. All-Star team for first time in his career...Received first career Silver Slugger Award from Louisville Slugger...Hit in a career high 20 straight games from June 6-28 (.384, 33/86)...For the second straight season recorded 100 plus RBI (117)...Just the third CF in MLB history to record 100 RBI in each of his first two full seasons...The others are Joe DiMaggio (NYY) and Al Simmons (PHI)...Had 84 RBI prior to the All-Star Break, 2nd most in franchise history (Delgado, 97 in 2003)...Set career-high and a franchise record for CF with 33 home runs...Hit first career grand slam on April 9 vs. Boston...Hit second career slam on May 3 vs. Angels...Homered in four straight games (June 19-22; five total)...Named A.L. Player of the Week (shared with Koskie-MIN) June 23rd after batting .476 (10/21), with 27 total bases, five home run and 10 RBI.

- In **2002**, spent first full season in Majors with **Toronto** batting .275 with 23 home runs and became youngest Blue Jay to drive in 100 runs at age 23...Played in a team-high 159 games and led team in total bases (278)... July 22 at Baltimore recorded first career multi-homer game with two solo homers off Jason Johnson...Both homers were back-to-back efforts...September 21 at Tampa Bay hit the franchise's 4000th home run (off Joe Kennedy) and drove in the winning run with a sac-fly in the 11th inning...Tied for second among A.L. centerfielders with 11 assists and had the third highest fielding percentage among A.L. centerfielders at .995.

MINOR LEAGUE SUMMARY:

- In **2001**, recalled to **Toronto** on May 11 as Jose Cruz Jr. was placed on the disabled list...Started eight straight games and hit .267 before being optioned to triple-A **Syracuse** on May 21...Led SkyChiefs in hits (116) and games (107)... Was recalled from Syracuse on August 26...All told with Blue Jays, batted .313 (30/96) with eight doubles, one home run and six RBI in 30 games.
- In **2000**, spent season with **Syracuse** (.281, 12 HR, 52 RBI) and was a September call-up with **Toronto**, appearing in three games...Participated in MLB Futures Game as part of the All-Star festivities...Recalled to Toronto on September 1...Rated by *Baseball America* as the best prospect in the Blue Jays organization, the best defensive outfielder in the International League and the 7th best prospect in the league.
- In **1999**, played in four levels of Jays' organization, including the Majors by season's end...Named Florida State League MVP with **Dunedin** and selected as MVP of FSL All-Star game...Rated by *Baseball America* as FSL's Most Exciting Player, Best Batting Prospect and Best Defensive Outfielder...Transferred to **Knoxville** Smokies of the Southern League (AA) on June 23 where he hit .340 in 26 games with three home runs and 17 RBI...Participated in Futures Game at Fenway Park as part of All-Star Game festivities...Promoted to **Syracuse** of International League (AAA) on July 26 and hit .310 with four home runs and 21 RBI...Combined, he led Blue Jays' minor league organization hitting .334 in 129 games with 18 home runs and 81 RBI... Contract purchased by **Toronto** on August 30...Made MLB debut that day starting in centerfield and was 0-3 with an outfield assist...Collected first hit in majors on September 1, a double off Minnesota's Eric Milton... On September 13 hit his first MLB HR off Yankees' Orlando Hernandez...Selected to Howe Sportsdata 1999 All-Prospect team...Named by *Baseball America* as best prospect in organization...Participated in Arizona Fall League with Peoria.
- In **1998**, played with **Hagerstown** and finished fourth in South Atlantic League with 35 doubles...In the playoffs hit .476 (10/21) in five games with three doubles, four runs and two RBI...Rated fifth best prospect in the organization by *Baseball America* and ninth best in the South Atlantic League.
- In **1997**, made professional debut with **St. Catharines** and tied for third in New York-Penn League (A) with 10 home runs and 31 extra-base hits, was tied for fourth with 20 doubles and fifth with 52 runs and a .504 slugging pct...Named second-best prospect in New York-Penn League by *Baseball America*...Named to league All-Star team...Named league Player-of-the-Week from July 21-27, hit .536 (15/28) with 7 runs, two homers and five RBI...Named second-best prospect in organization by *Baseball America*...Played Winter Ball for Sydney in Australia hitting .280 with five home runs and 22 RBI.

PERSONAL/MISC:

- Vernon Wells III.
- Attended Arlington (TX) Bowie High School where he was a first team All-American in baseball (1997) and All-State in baseball (OF) and football (QB)...Signed a letter of intent to play baseball at University of Texas.
- Ranked as Blue Jays' top prospect by several publications in 2000 & 2001...A two-time MLB Futures Game participant (1999-2000).
- Played for Team USA in 2006 World Baseball Classic.
- His father, Vernon, was a wide receiver who played at TCU and attended training camp with the NFL's Kansas City Chiefs and played in the Canadian Football League...Vernon Sr. is an accomplished artist and has done several portraits of MLB players.
- Actively involved in the community participating in many events...His "Perfect 10" foundation aids many charities through various fundraising initiatives...Honored with 2010 Branch Rickey Award for his community involvement.

40-MAN ROSTER



WELLS' LIFETIME PLAYING RECORD

Year	Club	AVG	G	AB	R	H	2B	3B	HR	RBI	SH	SF	HBP	BB	IBB	SO	SB	CS	GDP	SLG	OBP	E
1997	—St. Catharines	.307	66	264	52	81	20	1	10	31	0	2	1	30	1	44	8	6	2	.504	.377	7
1998	—Hagerstown	.285	134	509	86	145	35	2	11	65	1	2	1	49	1	84	13	8	8	.426	.348	5
1999	—Dunedin	.343	70	265	43	91	16	2	11	43	0	1	1	26	0	34	13	2	6	.543	.403	1
	—Knoxville	.340	26	106	18	36	6	2	3	17	0	2	0	12	1	15	6	2	0	.519	.400	0
	—Syracuse	.310	33	129	20	40	8	1	4	21	0	3	1	10	0	22	5	1	3	.481	.357	2
	—Toronto	.261	24	88	8	23	5	0	1	8	0	0	0	4	0	18	1	1	6	.352	.293	0
2000	—Syracuse	.243	127	493	76	120	31	7	16	66	1	5	4	48	1	88	23	4	8	.432	.313	3
	—Toronto	.000	3	2	0	0	0	0	0	0	0	0	0	0	0	0	0	0	0	.000	.000	0
2001	—Syracuse	.281	107	413	57	116	27	4	12	52	0	2	4	29	0	68	15	11	3	.453	.333	5
	—Toronto	.313	30	96	14	30	8	0	1	6	0	1	1	5	0	15	5	0	0	.427	.350	2
2002	—Toronto	.275	159	608	87	167	34	4	23	100	2	8	1	27	0	85	9	4	15	.457	.305	3
2003	—Toronto	.317	161	678	118	215★	49★	5	33	117	0	8	7	42	2	80	4	1	21	.550	.359	4
2004	—Toronto	.272	134	536	82	146	34	2	23	67	0	1	2	51	2	83	9	2	17	.472	.337	1
2005	—Toronto	.269	156	620	78	167	30	3	28	97	0	8	7	42	2	80	4	1	13	.550	.359	0
2006	—Toronto	.303	154	611	91	185	40	5	32	106	0	9	3	54	0	90	17	4	13	.542	.357	4
2007	—Toronto	.245	149	584	85	143	36	4	16	80	0	6	3	49	4	89	10	4	9	.402	.304	3
2008	—Dunedin (1)	.500	2	8	3	4	0	0	0	4	0	0	0	0	0	0	0	0	0	.500	.500	0
	—Syracuse (1)	.000	2	6	0	0	0	0	0	0	0	0	0	1	0	0	0	0	1	.143	.143	0
	—Toronto	.360	108	427	63	128	22	1	20	78	0	7	3	29	5	46	4	2	16	.496	.343	3
2009	—Toronto	.260	158	630	84	164	37	3	15	66	0	5	1	48	2	86	17	4	18	.400	.311	1
2010	—Toronto	.273	157	590	79	161	44	3	31	88	0	3	3	50	5	84	6	4	18	.515	.331	0
MAJOR TOTALS		.280	1393	5470	789	1529	339	30	223	813	2	56	29	406	23	762	90	29	146	.475	.329	21
MINORS TOTALS		.289	567	2193	355	633	143	19	67	299	2	17	12	205	4	358	83	34	31	.463	.350	23

- ★ led or tied for league lead
(1) rehab assignment

Selected by the Toronto Blue Jays organization in the first round (fifth overall) of the June 1997 First Year Player Draft

Disabling Injuries: 2008 — Left wrist fracture; disabled May 10-June 7.
2007 — Surgery on labrum in left shoulder; disabled Sept. 21-end of season.
2004 — Strained right calf; disabled June 16-July 16.
2001 — Strained right groin; disabled April 14-23.

CAREER MULTIPLE-HOME RUN GAMES (21)

September 7, 2010 vs. Texas
September 28, 2008 at Baltimore
July 23, 2006 vs. NYY
April 26, 2006 vs. Baltimore
May 31, 2005 at Seattle
September 16, 2004 vs. Baltimore
June 19, 2003 at Baltimore
June 24, 2010 vs. St. Louis
August 23, 2008 vs. Boston
June 24, 2006 vs. NYM
April 21, 2006 vs. Boston
May 20, 2005 vs. Washington
May 5, 2004 vs. Kansas City
April 4, 2003 at Minnesota
April 7, 2010 at Texas
July 2, 2007 at Oakland
May 30, 2006 vs. Boston (3 HR)
April 7, 2006 vs. Toronto
September 29, 2004 at Baltimore
July 21, 2003 at NYY
July 22, 2002 at Baltimore

CAREER GRAND SLAMS (5)

August 13, 2008 at Detroit
May 3, 2003 at Anaheim
July 17, 2006 vs. Texas
April 9, 2003 vs. Boston
April 13, 2006 at Boston

CAREER WALK-OFF HITS / RBI (3)

July 20, 2006 vs. NYY (Solo HR; 11th inn.)
July 28, 2004 vs. NYY (Solo HR; 10th inn.)
April 25, 2003 vs. KC (Solo HR; 9th inn.)

ALL-STAR GAME RECORD

Year	Club	Site	AVG	G	AB	R	H	2B	3B	HR	RBI	SH	SF	HBP	BB	IBB	SO	SB	CS	GDP	SLG	OBP	E
2003	—AL	CWS	.500	1	2	1	1	1	0	0	1	0	0	0	0	0	0	0	0	0	1.000	.500	0
2006	—AL	PIT	.500	1	2	0	1	0	0	0	0	0	0	0	0	0	0	0	0	0	.500	.500	0
2010	—AL	LAA	.000	1	1	0	0	0	0	0	0	0	0	0	0	0	0	0	0	0	.000	.000	0
Totals			.400	3	5	1	2	1	0	0	1	0	0	0	0	0	0	0	0	0	.600	.400	0

WORLD BASEBALL CLASSIC TOTALS

Year	Club	AVG	G	AB	R	H	2B	3B	HR	RBI	SH	SF	HBP	BB	IBB	SO	SB	CS	GDP	SLG	OBP	E
2006	—USA	.250	5	12	2	3	1	0	0	1	0	0	0	4	0	1	0	0	0	.333	.412	0

CAREER FIELDING

POS	PCT	G	PO	A	E	TC	DP
OF	.993	1367	3131	61	21	3213	13

WELLS' BESTS

	Season	Game
AVG	.317 — 2003	4 — 15 times; last, 4-7-10 at Texas
H	215 — 2003	3 — 5-30-06 vs. Boston
HR	33 — 2003	5 — 4 times; last, 9-28-08 at Baltimore
RBI	117 — 2003	2 — 5 times; last, 5-24-09 at Atlanta
SB	17 — 2009, 2006	Hit Streak 20 — June 6-28, 2003





REGGIE WILLITS

OF

BATS: SWITCH | **THROWS:** RIGHT | **HT.:** 5-11 | **WT.** 185 **77**

OPENING DAY AGE: 29 | **BORN:** May 30, 1981
BIRTHPLACE: Chickasha, OK | **RESIDES:** Ft. Cobb, OK
MARRIED: Amber Klugh, July 15, 2002
CHILDREN: Jaxon, Eli
ACQUIRED: Selected in 7th round of 2003 free agent draft
SIGNED THRU: 2011 | **M.L. SERVICE:** 4 yrs

2010 SEASON:

- Opened campaign on disabled list with a strained right hamstring...Activated on April 14...Appeared in 97 games with **Angels** and hit .258 (41/159) with 23 runs, seven doubles and eight RBI...Best months came in July (.294) and August (.333)...Hit .237 before ASB and .277 after...In nine games (seven starts) in leadoff spot, batted .310 (9/29)...Made starts at all three outfield positions (LF-18, CF-15, RF-2)...Logged five outfield assists...Committed just one error in 115 total chances (.991)...17 of his appearances in 2010 came as a pinch runner...Entering 2011, has the longest homerless game streak in MLB among active non-pitchers – has gone 381 games with an AB without hitting a long ball.

POST-SEASON EXPERIENCE:

- In **2009**, appeared in four postseason games, all as a pinch-runner (did not have an at-bat)...In **2008**, appeared in three games as a pinch-runner (did not have an at-bat)...Was tagged out at home on failed squeeze-play attempt by Erick Aybar in Game 4 of ALDS...In **2007**, made post-season debut in Division Series vs. Boston...Appeared in all three games and made one start (Game 1 in CF)...Finished 0-for-4 with a walk.

MAJOR LEAGUE SUMMARY:

- Split **2009** season between triple-A **Salt Lake** and **Angels**...Finished batting .213 with two doubles and six RBI in 49 games with Halos...Batted .265 with 10 doubles, 1 HR and 27 RBI in 62 games at Salt Lake...Began season in Salt Lake before being recalled, April 10...Optioned back to Salt Lake, April 14...Returned to Angels, May 5 and appeared in eight games (one start) before being optioned, May 25...Recalled for third and longest stint with Angels, July 5...Played 25 games (13 starts) before being optioned to Salt Lake, Aug. 16...Recalled for fourth and final time, Sept. 1...Played in 14 games (two starts) in Sept.
- Limited to 23 starts with **Angels** in **2008**...Made 12 starts as leadoff hitter...Activated from 15-day D.L. August 27th after a brief rehab stint at single-A **Rancho Cucamonga** (.357; 5/14)...Placed on 15-day D.L. Aug. 9 with a mild concussion suffered while sliding home in 7th inning Aug. 8 vs. NYY...Tied club-record with four walks Aug. 3 at Yankees...Appeared in 17 games with **Salt Lake Bees**, batting .378 (14/37) with four RBI...Made second career Opening Day roster with Halos (also 2007).
- In **2007**, set an **Angels'** rookie record with a .293 average, besting the mark of .290 by Wally Joyner in 1986...Also set club rookie record with a .391 on-base pct...Ranked in Top 5 among A.L. rookies in several offensive categories including, average (.293 - 2nd), hits (126 - 5th), runs (74 - 3rd), walks (69 - 1st), on-base pct. (.393 - 1st) and stolen bases (27 - 2nd)...Batted .311 (73/235) before All-Star break, including .337 (70/208) from April-June...Angels were 42-19 when he scored a run...Reached base safely in 102 of 130 games with an AB...Batted leadoff in 71 games...Ranked first in A.L. in % of pitches taken (65%)...Finished 4th in A.L. with 11 sacrifice bunts...Had career-best 10-game hit streak April 12-May 3 (.455; 5/33)...Made first Opening Day roster.
- In **2006**, one of eight rookies to make MLB debut with **Angels** and appeared in three separate stints with Halos...Made 11 starts (all in CF)...Originally recalled from **Salt Lake** April 22...Made MLB debut April 26 vs. Detroit as a pinch-runner...Made first MLB start, July 22 at Kansas City, collecting first two hits of career, including GW RBI in 10th inning for first RBI...Spent majority of campaign at Salt Lake...Overall, batted .326 (115/353) with 85 runs, three home runs, 39 RBI and 31 SBs in 97 games with Bees...Led Bees with 85 runs scored and 77 walks...327 average ranked fourth in PCL and .448 on-base pct. was second...Named to Pacific Coast League Post-Season All-Star team.

MINOR LEAGUE SUMMARY:

- In **2005**, spent first campaign at double-A **Arkansas** and batted a club-high .304 and tied for fourth in the league with 40 stolen bases...Marked second straight season with 40 plus SBs...Batted .384 (33/86) in April and earned Texas League Player of Week honors (April 7-17)...Stole three bases in a game twice in a week's span...Named a Texas League All-Star...Committed just four errors in 120 games in outfield.
- In **2004**, played at single-A **Rancho Cucamonga**...Among league leaders, was 5th in walks (73), 2nd in stolen bases (44), 4th in runs (99) and 3rd in games (135).
- In **2003**, was tops on rookie-level **Provo** Angels in triples (4) and stolen bases (14)...Hit safely in 42 of 56 games with an at-bat.

PERSONAL/MISC:

- Reggie Gene Willits.
- His father named him Reggie after Reggie Jackson...His sister Wendi was a professional basketball player and won a championship with the Los Angeles Sparks.
- Attended Fort Cobb-Broxtown HS (OK) and Univ. of Oklahoma (Norman, OK)...Played Junior College at Seminole State in Seminole, OK.
- Originally signed by Angels' scout Kevin Ham.

WILLITS' LIFETIME PLAYING RECORD

Year	Club	AVG	G	AB	R	H	2B	3B	HR	RBI	SH	SF	HBP	BB	IBB	SO	SB	CS	GDP	SLG	OBP	E
2003	— Provo	.300	59	230	53	69	14	4	4	27	3	0	6	37	0	52	14	4	2	.448	.410	2
2004	— Cucamonga	.285	135	526	99	150	17	5	5	52	8	10	8	73	1	112	44	15	9	.365	.374	6
2005	— Arkansas	.304	123	487	75	148	23	6	2	46	4	8	8	54	0	78	40	14	5	.388	.377	4
2006	— Salt Lake	.326	98	353	85	115	18	4	3	38	4	1	2	77	2	50	31	15	5	.425	.448	5
	LAA	.267	28	45	12	12	1	0	0	2	2	0	0	11	0	10	4	3	0	.289	.411	1
2007	— LAA	.293	136	430	74	126	20	1	0	34	11	5	3	69	2	83	27	8	7	.344	.391	3
2008	— LAA	.194	82	108	21	21	4	0	0	7	5	2	0	21	0	26	2	1	1	.231	.321	0
	Salt Lake	.378	10	37	7	14	2	1	0	4	1	0	0	5	0	6	1	1	0	.486	.452	0
	Cucamonga (1)	.357	4	14	4	5	0	0	0	0	0	0	0	2	0	1	2	0	0	.357	.438	0
2009	— LAA	.213	49	80	16	17	2	0	0	6	6	1	0	5	0	17	5	1	0	.238	.256	0
	Salt Lake	.261	62	234	40	61	10	1	1	27	4	6	2	34	0	44	11	4	5	.325	.351	1
2010	— Cucamonga (1)	.267	5	15	3	4	1	0	0	1	0	1	1	4	0	2	2	2	0	.333	.429	0
	LAA	.258	97	159	23	41	7	0	0	8	3	0	1	19	0	26	2	4	1	.302	.341	1
MAJOR TOTALS		.264	392	822	146	217	34	1	0	57	27	8	4	125	2	162	40	17	9	.308	.361	5
MINOR TOTALS		.298	495	1895	366	565	85	21	15	196	24	27	25	286	3	345	145	55	26	.389	.393	17

★ led or tied for league lead

(1) rehab assignment

Disabling Injuries: 2010 — Strained right hamstring; disabled April 3 (retro to 3/30) - April 13
2008 — Mild concussion; disabled August 9-26

DIVISION SERIES TOTALS

Year	Club, Opp	AVG	G	AB	R	H	2B	3B	HR	RBI	SH	SF	HBP	BB	IBB	SO	SB	CS	GDP	SLG	OBP	E
2007	— LAA, Bos.	.000	3	4	0	0	0	0	0	0	0	0	0	1	0	2	1	0	1	.000	.200	0
2008	— LAA, Bos.	----	3	0	0	0	0	0	0	0	0	0	0	0	0	0	0	1	0	----	----	0
2009	— LAA, Bos.	----	1	0	0	0	0	0	0	0	0	0	0	0	0	0	0	1	0	----	----	0
TOTALS		.000	7	4	0	0	0	0	0	0	0	0	0	1	0	2	1	2	1	.000	.200	0

LEAGUE CHAMPIONSHIP SERIES TOTALS

Year	Club, Opp	AVG	G	AB	R	H	2B	3B	HR	RBI	SH	SF	HBP	BB	IBB	SO	SB	CS	GDP	SLG	OBP	E
2009	— LAA, NYY	----	3	0	0	0	0	0	0	0	0	0	0	0	0	0	0	0	0	----	----	0

CAREER FIELDING

POS	PCT	G	PO	A	E	TC	DP
OF	.990	310	487	12	5	504	1

WILLITS' BESTS

	Season	Game
AVG	.293 — 2007	H 4 — 6-22-07 vs. Pitt.
H	126 — 2007	RBI 2 — 10 times; last, 7-17-10 vs. Seattle
RBI	34 — 2007	SB 2 — 6-19-07 vs. Hou. & 6-2-07 vs. Balt.
SB	27 — 2007	Hit Streak 10 — April 12-May 3, 2007



BOBBY WILSON

BATS: RIGHT | **THROWS:** RIGHT | **HT:** 6-0 | **WT:** 210 **46**

OPENING DAY AGE: 27
BIRTHPLACE: Dunedin, FL
BORN: April 8, 1983
RESIDES: Seminole, FL
MARRIED: Lori Moorhead, Dec. 4, 2010
ACQUIRED: Selected by the Angels in the 48th round of 2002 free agent draft.
SIGNED THRU: 2011
M.L. SERVICE: 1 year, 76 days

2010 SEASON:

- Appeared in 40 games with **Angels**, making 29 starts behind plate...Made first career Opening Day roster as reserve catcher...Marked first full season in Majors...Angels were 18-11 in his starts – pitchers logged a 3.63 ERA (260.2 IP – 105 ER) with Wilson behind the plate...Threw out 19% of basestealers (6/32)... Had best game of young career Aug. 14 vs. Toronto (2 HR, 5 RBI) – both marks set career single-game bests...Set career-high with three hits Sept. 25 vs. White Sox...Launched first HR of MLB career June 16th vs. Milwaukee (3-run in 2nd inning)...Batted .278 (10/36) with three HR and 10 RBI in 36 games during July and August...Recalled from rehab and activated from D.L. May 17...Appeared in five rehab games between **Salt Lake** and **R. Cucamonga**...In first career start April 23rd vs. NYY, injured (concussion and left ankle sprain) on collision at home with M. Teixeira – placed on 15-day DL that night...Missed 21 games on D.L.

MINOR LEAGUE SUMMARY:

- Split season between triple-A **Salt Lake** and **Angels**...Made four different stints with Halos appearing in three games at catcher and one at first base...In 97 games at Salt Lake, batted .271 (96/354) with 38 runs, 19 doubles, one triple, eight home runs and 55 RBI...Made 74 appearances as a catcher and 12 at first base.
- Spent majority of 2008 season with **Salt Lake**...Called up to **Angels**, April 28 and made MLB debut same day vs. Oakland (singled in first MLB at-bat)...Optioned to Salt Lake April 30...Placed on the D.L. on May 28 with a left wrist contusion and reinstated on June 4...Placed on D.L. again, July 6 with a right thumb fracture and activated August 8...Hit a grand slam, August 11 against Fresno...Batted .312 (81/260) with 33 runs scored, 20 doubles, four home runs and 45 RBI in 72 games with Salt Lake...Recalled by Angels, September 8.
- In 2007, started season at double-A **Arkansas**, appearing in 50 games (43 as catcher) and batted .271 with nine doubles, six home runs and 27 RBI...Named a Texas League Mid-Season All-Star...Reassigned to **Salt Lake** on July 2, his first stint in triple-A...Batted .295 with three home runs and 22 RBI in 40 games with Bees...Drove in six runs on August 1 against Albuquerque.
- In 2006, spent campaign at double-A **Arkansas**, batting .286 with nine home runs and 53 RBI in 103 games (81 games as catcher)...Marked third time in four professional seasons he batted .280 or better... Was a non-roster invitee to Angels' Major League camp...Named to the 2006 Arizona Fall League All-Prospects team.
- In 2005, enjoyed finest season as professional with **Rancho Cucamonga**, setting then career-bests in several offensive categories including average (.290), hits (135), doubles (32), home runs (14), and RBI (77)...His 14 home runs ranked third on the Quakes and his 77 RBI were tied for second best on the club.
- In 2004, spent campaign with single-A **Cedar Rapids**...Played as catcher (69), third base (12) and first base (8).
- In 2003, named to Pioneer League post-season All-Star team as honorable mention in first professional season with **Provo**...His 62 RBI led the Pioneer League as he helped guide Provo to the South Division title.

PERSONAL/MISC:

- Robert Louis Wilson.
- Attended Seminole HS (FL) and St. Petersburg (FL) Comm. College...Played at Seminole High School with former Angel Casey Kotchman.
- Signed by **Angels'** scout Tom Kotchman.

40-MAN ROSTER



WILSON'S LIFETIME PLAYING RECORD

Year	Club	AVG	G	AB	R	H	2B	3B	HR	RBI	SH	SF	HBP	BB	IBB	SO	SB	CS	GDP	SLG	OBP	E
2003	—Provo	.284	57	236	36	67	12	0	6	62★	0	4	0	18	0	31	0	0	11	.411	.329	5
2004	—Cedar Rapids	.268	105	396	45	106	23	0	8	64	1	9	5	30	3	55	4	2	3	.386	.320	16
2005	—Cucamonga	.290	115	466	66	135	32	1	14	77	0	3	2	30	0	61	2	1	5	.453	.333	14
2006	—Arkansas	.286	103	374	45	107	26	0	9	53	4	2	5	33	2	47	1	6	7	.428	.350	9
2007	—Arkansas	.271	50	181	24	49	9	0	6	27	0	1	0	22	1	26	5	3	5	.420	.348	4
	Salt Lake	.295	40	132	15	39	13	1	3	22	1	0	0	8	1	18	1	0	6	.477	.336	4
2008	—Salt Lake	.312	72	260	33	81	20	0	4	45	3	2	4	29	1	45	0	0	5	.435	.386	2
	LAA	.167	7	6	0	1	0	0	0	1	0	0	0	1	0	3	0	0	0	.167	.286	0
2009	—Salt Lake	.271	97	354	38	96	19	1	8	55	4	0	1	22	0	56	0	0	10	.398	.316	6
	LAA	.200	12	5	0	1	1	0	0	0	1	0	0	0	0	1	0	0	1	.400	.200	0
2010	—LAA	.229	40	96	12	22	6	0	4	15	2	0	0	8	0	23	0	0	3	.417	.288	1
	Salt Lake (1)	.500	3	6	2	3	0	0	1	3	1	0	0	4	0	1	0	0	1	1.000	.636	0
	Cucamonga (1)	.333	2	6	0	2	0	0	0	0	0	0	0	0	0	2	0	0	0	.333	.333	0
MAJOR TOTALS		.224	59	107	12	24	7	0	4	16	3	0	9	0	9	27	0	0	4	.402	.284	1
MINOR TOTALS		.284	644	2411	304	685	154	3	59	408	14	22	17	196	8	342	14	12	53	.424	.339	54

★ led or tied for league lead

(1) rehab assignment

Disabling Injuries: 2010 — Concussion, left ankle sprain, disabled April 24 - May 16

CAREER MULTIPLE-HOME RUN GAMES (1)

August 14, 2010 vs. Toronto

CAREER FIELDING

POS	PCT	G	PO	A	E	TC	DP	PB
C	.996	56	251	14	1	266	2	3
1B	1.000	2	9	0	0	9	0	-

WILSON

WILSON'S BESTS

	Season	Game
AVG	.229 — 2010	3 — 9-25-10 vs. White Sox
H	24 — 2010	2 — 8-14-10 vs. Toronto
HR	4 — 2010	5 — 8-14-10 vs. Toronto
RBI	15 — 2010	-
SB	-	Hit Streak 3 — August 6-14, 2010

200+ STRIKEOUT SEASONS

Player	Season	Strikeouts	Player	Season	Strikeouts	Player	Season	Strikeouts
Dean Chance	1964	207	Nolan Ryan	1976	327	Mike Witt	1986	208
A. Messersmith	1969	211	Frank Tanana	1976	261	Chuck Finley	1996	215
Nolan Ryan	1972	329	Nolan Ryan	1977	341	Chuck Finley	1998	212
Nolan Ryan	1973	383*	Frank Tanana	1977	205	Chuck Finley	1999	200
Bob Singer	1973	241	Nolan Ryan	1978	260	Ervin Santana	2008	215
Nolan Ryan	1974	367	Nolan Ryan	1979	223	Jered Weaver	2010	233
Frank Tanana	1975	269	Kirk McCaskill	1986	202			

* Major League record

Bold face indicates led or tied for league lead





BRANDON WOOD

IF

BATS: RIGHT | **THROWS:** RIGHT | **HT.:** 6-3 | **WT.** 205



OPENING DAY AGE: 26

BORN: March 2, 1985

BIRTHPLACE: Austin, TX

RESIDES: Scottsdale, AZ

MARRIED: Lindsey Stratton; December 4, 2010

ACQUIRED: Selected in first round (23rd overall) in 2003 free agent draft.

SIGNED THRU: 2011

M.L. SERVICE: 2 yrs., 15 days

2010 SEASON:

- Made first career Opening Day roster with **Angels** and was Opening Day starting third baseman...Struggled throughout campaign batting .146 (33/226) with 20 runs scored, two doubles, four home runs and 14 RBI in 81 games...Made 46 starts at third base and 20 starts as shortstop...Batted .176 (27/153) from April-June and hit .082 (6/73) from July-Sept...Hit game-winning HR in 9th inning Sept. 17 at TB...5 of his 11 career home runs have been hit in the 9th inning...Cracked first career grand slam June 27th vs. Colorado...Also logged career-best four RBI... Was second slam in as many days for Angels (Matsui)...Recalled from rehab and activated from D.L. June 15th... Placed on D.L. May 25th (retro to May 24) with hip flexor strain and missed total of 20 games.

MAJOR LEAGUE SUMMARY:

- Had three separate stints with **Angels** in **2009**...Originally recalled, April 20...In first stretch with Angels, batted .333 (3/9) in three games (two starts) before being optioned back to **Salt Lake**, May 7...Also recalled July 10 (optioned July 31)...On season with Halos, batted .195 (8/41) with one home run and three RBI in 18 games...Batted .293 (113/386) with 65 runs, 28 doubles, four triples, 22 home runs and 72 RBI in 99 games with **Salt Lake**...558 slugging pct was fifth in PCL...Logged 20+ home runs for fifth consecutive season in minors...Was a PCL All-Star.
- In **2008**, saw significant playing time with **Angels** due to injuries throughout infield...Appeared in 55 games with Halos, batting .200 (30/150) with four doubles, five home runs and 13 RBI...Made 19 starts at third base and 19 at shortstop...Saw most of playing time in September, batting .236 (17/72) with four home runs and 10 RBI...Best game of young career came Sept. 8 vs. NYY (3/4, 2 R, 2 HR, 3 RBI, 1 SO)...Marked first career multi-HR game... Collected fifth home run of season Sept. 18 at Oakland (came on back end of three consecutive HRs by Angels)... Made first Major League start at shortstop May 24 at CWS...Batted .296 (117/395) with 82 runs scored, 21 doubles, 31 home runs and 84 RBI in 103 games with **Salt Lake**...2008 marked the third time in four seasons he recorded 25-plus home runs in minors...Named to PCL Post-Season All-Star Team and Topps Triple-A All-Star Team.
- In **2007**, **Angels** selected his contract April 26...Had five stints with the Halos...Recalled May 3 (optioned, May 8), July 13 (optioned, July 30), Aug. 22 (optioned, Aug. 24) and Sept. 11...Made major league debut, April 26 vs. Tampa Bay, finishing 0-for-4...First major league hit was a single off Bobby Jenks (April 29 at Chicago)... Picked up first career RBI with a pinch-hit double, July 17 at Tampa Bay...Connected for first major league HR, Sept. 12 at Baltimore off Danys Baez...Made a total of nine starts with Angels (all at 3B).

MINOR LEAGUE SUMMARY:

- In **2007**, rated as Angels' top prospect by *Baseball America* for second straight season...Played majority of season at triple-A **Salt Lake** where he led the team in home runs (23)...Batted .272 (119/437) with 73 runs scored, 27 doubles, one triple, 23 home runs and 73 RBI in 111 games with Bees...Had contract selected by Angels, April 26 and posted five stints in ML during season.
- In **2006**, rated as Angels' top prospect by *Baseball America*...Spent full season at double-A **Arkansas**...Named Texas League Player of Week, June 26-July 2...Selected to 2006 Texas League All-Star Game and Post-Season All-Star Team...Member of USA Baseball Olympic Qualifying Team.
- In **2005**, named The Sporting News' Minor League Baseball Player of the Year...Produced one of the best offensive seasons in the history of the Minor Leagues with **Rancho Cucamonga**...Awarded Topps California League Player of Year and Minor League Baseball Round-Tripper Award (for most HR)...Named Angels' Organization's Co-Player of Year (with Howie Kendrick) and California League MVP...Selected to play in MLB Futures Game (U.S. Team) at 2005 All-Star Game, and 2005 California League All-Star Game...Set Angels' franchise and California League single-season record with 43 home runs (Previously Dick Simpson, 42, 1962 with San Jose)...His 53 doubles, 370 total bases and 101 extra-base hits also set Angels' minor league marks...Was the first minor league player ever with over 100 extra-base hits in a season...Named to 2005 Regional Olympic Qualifying Team team (.238, 1 HR, 4 RBI)...Played for Scottsdale Scorpions in Arizona Fall League with a league-leading 32 RBI and AFL record 14 home runs.

40-MAN ROSTER



- In **2004**, led Cedar Rapids in hits (120) and walks (46)...Selected to play in Midwest League All-Star game.
- In **2003**, opened professional career in with **Angels Arizona Summer League** squad before joining rookie level **Provo**...Hit .278 (45/162) with five home runs and 31 RBI in 42 games.

PERSONAL/MISC:

- Richard Brandon Wood.
- Participates in several Angels' community endeavors.
- In 2006, was ranked as third best prospect by *Baseball America*, behind Delmon Young and Justin Upton.
- Attended Horizon HS in Scottsdale (AZ), where he established a scholarship fund for a deserving prep baseball player each year...Has also donated towards a new baseball scoreboard for the school.
- Originally signed by Angels' scout Jeff Scholzen.

WOOD'S LIFETIME PLAYING RECORD

Year	Club	AVG	G	AB	R	H	2B	3B	HR	RBI	SH	SF	HBP	BB	IBB	SO	SB	CS	GDP	SLG	OBP	E
2003	Angels (ASL)	.308	19	78	14	24	8	2	0	13	0	2	2	4	0	15	3	0	2	.462	.349	6
	Provo	.278	42	162	25	45	13	2	5	31	0	1	2	16	0	48	1	1	2	.475	.348	15
2004	Cedar Rapids	.251	125	478	65	120	30	5	11	64	4	2	5	46	3	117	21	5	8	.404	.322	30
2005	Cucamonga	.321	130	536	109★	172	51★	4	43★	115★	2	2	7	48	5	128	7	3	12	.672★	.383	20
	Salt Lake	.316	4	19	1	6	2	1	0	1	0	0	0	0	0	6	0	0	0	.526	.316	2
2006	Arkansas	.276	118	453	74	125	42	4	25	83	1	8	6	54	1	149★	19	3	10	.552	.355	27
2007	Salt Lake	.272	111	437	73	119	27	1	23	77	0	5	1	45	0	120	10	1	10	.497	.338	22
	LAA	.152	13	33	2	5	1	0	1	3	0	0	0	0	0	12	0	0	0	.273	.152	1
2008	Salt Lake	.296	103	395	82	117	21	2	31	84	0	2	6	45	1	104	6	5	9	.595	.375	20
	LAA	.200	55	150	12	30	4	0	5	13	1	1	1	4	0	43	4	0	3	.327	.224	4
2009	Salt Lake	.293	99	386	65	113	28	4	22	72	0	4	2	36	3	80	1	1	11	.557	.353	9
	LAA	.195	18	41	5	8	1	0	1	3	1	0	1	3	0	19	0	0	3	.293	.267	3
2010	LAA	.146	81	226	20	33	2	0	4	14	8	1	2	6	0	71	1	0	3	.208	.174	10
	Salt Lake (1)	.196	13	51	4	10	0	0	1	2	0	0	0	3	0	17	0	0	1	.255	.241	2
MAJOR TOTALS		.169	167	450	39	76	8	0	11	33	10	2	4	13	0	145	5	0	9	.260	.198	18
MINOR TOTALS		.284	764	2995	512	851	222	25	161	542	7	26	31	294	13	784	68	19	65	.536	.352	123

★ led or tied for league lead
(1) rehab assignment

Disabling Injuries: 2010 — Hip flexor strain; disabled May 25 (retro to 5/24) - June 15

CAREER MULTIPLE-HOME RUN GAMES (1)

September 8, 2008 vs. NYY

CAREER GRAND SLAMS (1)

June 27, 2010 vs. Colorado

CAREER FIELDING

POS	PCT	G	PO	A	E	TC	DP
SS	.949	58	70	116	10	196	29
3B	.962	107	69	131	8	208	11
1B	1.000	6	46	5	0	51	5

WOOD'S BESTS

Season		Game	
AVG	.200 — 2008	H	3 — 4 times; last, 4-27-10 vs. Cleveland
H	33 — 2010	HR	2 — 9-8-08 vs. NYY
HR	5 — 2008	RBI	4 — 6-27-10 vs. Colorado
RBI	14 — 2010	SB	1 — 5 times; last, 4-14-10 at NYY
SB	4 — 2008	Hit Streak	5 — June 16-22, 2010



NON-ROSTER PLAYERS



ALEXI AMARISTA

IF

BATS: SWITCH | **THROWS:** RIGHT | **HT.:** 5-8 | **WT.** 150 **76**

OPENING DAY AGE: 22 | **BORN:** April 6, 1989
BIRTHPLACE: Barcelona, VZ | **RESIDES:** Barcelona, VZ
ACQUIRED: Signed as a minor league free agent, January 25, 2007.
SIGNED THRU: 2011

AMARISTA'S LIFETIME PLAYING RECORD

Year	Club	AVG	G	AB	R	H	2B	3B	HR	RBI	SH	SF	HBP	BB	IBB	SO	SB	CS	GDP	SLG	OBP	E
2007	— Angels (DSL)	.340	65	241	52	82	14	4	5	39	1	2	4	25	3	23	16	6	3	.494	.408	5
2008	— Angels (ASL)	.332	51	202	46	67	6	4	2	21	3	1	1	29	0	20	22	14	3	.431	.416	1
	Cedar Rapids	.000	1	2	0	0	0	0	0	0	0	0	0	0	0	1	0	0	0	.000	.000	0
2009	— Cedar Rapids	.319★	125	477	84	152	39	10	4	49	18	4	8	50	0	61	38	20	10	.468	.390	14
2010	— Cucamonga	.303	72	297	39	90	19	6	4	39	2	2	3	19	2	42	17	10	1	.448	.349	1
	Arkansas	.288	48	191	25	55	2	1	1	20	2	5	2	13	0	15	4	1	8	.325	.332	6
	Salt Lake	.400	15	65	13	26	6	3	0	9	2	1	1	1	0	4	4	2	1	.585	.412	0
Minor Totals		.320	377	1475	259	472	86	28	16	177	28	15	19	137	5	166	101	53	26	.449	.382	27

★ led or tied for league lead

- Alexi Jose Amarista (AH-mah-REE-stah)...Originally signed by Angels' scout Clay Daniel.
- Batted .295 (64/217) with nine HR and 34 RBI in 2010 Venezuelan Winter League.
- Angels' Defensive Player of the Month in April, May and June of 2010 was named to the California League Mid-season All-Star Team.
- Earned Angels' Minor League Player of the Year honors in 2009 to go along with Midwest League All-Star Game selection...Led league hitting .319, placed second with 39 doubles and 10 triples.



TYSON AUER

OF

BATS: RIGHT | **THROWS:** RIGHT | **HT.:** 6-0 | **WT.** 190 **81**

OPENING DAY AGE: 25 | **BORN:** Oct. 24, 1985
BIRTHPLACE: Deland, FL | **RESIDES:** Orlando, FL
ACQUIRED: Signed as a free agent, July 15, 2008.
SIGNED THRU: 2011

AUER'S LIFETIME PLAYING RECORD

Year	Club	AVG	G	AB	R	H	2B	3B	HR	RBI	SH	SF	HBP	BB	IBB	SO	SB	CS	GDP	SLG	OBP	E
2008	— Orem	.287	33	101	15	29	5	1	2	11	1	0	1	12	0	20	5	3	1	.416	.368	1
2009	— Cedar Rapids	.277	122	491	84	136	18	5	2	39	5	3	7	45	1	117	43	18	10	.346	.344	2
2010	— Cucamonga	.332	65	256	57	85	6	8	3	27	12	3	2	23	0	42	40	12	3	.453	.387	3
	Arkansas	.308	44	185	30	57	8	1	2	8	2	0	1	14	0	31	13	7	2	.395	.360	2
	Salt Lake	.255	14	47	8	12	2	3	0	4	1	0	2	3	0	9	1	1	1	.426	.327	1
MINOR TOTALS		.295	278	1080	194	319	39	18	9	89	21	6	13	97	1	219	102	41	17	.390	.359	9

- Robert Tyson Auer...Pronounced like "hour".
- Originally signed by Angels' scout Tom Kotchman.
- Attended Lake Mary HS (FL)
- Named to the 2010 California League Midseason All-Star Team.

NON-ROSTER PLAYERS



RYAN BRASIER

RHP

BATS: RIGHT | **THROWS:** RIGHT | **HT.:** 6-0 | **WT.** 205

91

OPENING DAY AGE: 23

BORN: August 26, 1987

BIRTHPLACE: Wichita Falls, TX | **RESIDES:** Wichita Falls, TX

ACQUIRED: Selected in 6th round of 2007 amateur free agent draft.

SIGNED THRU: 2011

BRASIER'S LIFETIME PITCHING RECORD

Year	Club	W-L	ERA	G	GS	CG	GF	SHO	SV	IP	H	R	ER	HR	HB	BB	IBB	SO	WP	BK	BA
2007	Orem	1-2	2.08	26	0	0	22★	0	9	30.1	22	9	7	2	5	7	1	26	1	1	.212
2008	Cedar Rapids	1-3	1.59	23	0	0	19	0	9	28.1	22	8	5	0	1	14	0	24	2	0	.210
	Angels (ASL)	1-0	3.86	4	0	0	2	0	1	4.2	3	2	2	0	0	1	0	2	1	0	.188
	Cucamonga	0-0	2.70	3	0	0	1	0	1	3.1	3	1	1	0	0	2	0	0	0	0	.300
2009	Cucamonga	5-4	5.23	27	14	0	6	0	0	98	103	63	57	17	1	32	0	93	8	1	.270
	Arkansas	2-1	5.56	8	0	0	4	0	2	11.1	13	8	7	1	0	7	1	6	2	1	.283
2010	Arkansas	7-12	5.07	28	23	1	0	1	0	142	127	89	80	28★	4	68	3	94	11	1	.242
Minor Totals		17-22	4.50	119	37	1	54	1	22	318	293	180	159	48	11	131	5	245	25	4	.247

★ led or tied for league lead

- Ryan David Brasier (pronounced BRAY-zhur)...Attended Wichita Falls Rider HS (TX) and Weatherford Community College (TX)...Originally signed by Angels' scout Arnold Brathwaite.
- Tossed no-hitter, April 29, 2010 vs. Tulsa...Named Texas League Pitcher of the Week (April 26-May 3).
- Selected to play in 2008 Midwest League All-Star Game and named to 2007 Pioneer League Team as honorable mention pick.



RYAN BRAUN

RHP

BATS: RIGHT | **THROWS:** RIGHT | **HT.:** 6-1 | **WT.** 220

55

OPENING DAY AGE: 30

BORN: July 29, 1980

BIRTHPLACE: Kitchener, Ontario, Canada | **RESIDES:** Fresno, CA

MARRIED: Lisa Phelan, Nov. 15, 2008

CHILDREN: Bell

ACQUIRED: Signed as a minor league free agent, Dec. 13, 2010.

SIGNED THRU: 2011 | **M.L. SERVICE:** 1 yr., 143 days

BRAUN'S LIFETIME PITCHING RECORD

Year	Club	W-L	ERA	G	GS	CG	GF	SHO	SV	IP	H	R	ER	HR	HB	BB	IBB	SO	WP	BK	BA
2003	AZL Royals	0-0	2.95	18	0	0	0	0	3	21.1	15	9	7	0	0	10	0	25	0	0	.185
2004	Wilmington	2-3	2.21	51	0	0	0	0	23	57	48	25	14	2	3	25	4	58	4	0	.219
2005	Wichita	0-1	17.36	6	0	0	0	0	0	4.2	15	10	9	0	0	7	1	1	1	0	.536
	High Desert	1-0	4.50	2	0	0	0	0	0	4	3	2	2	0	0	2	0	6	0	0	.214
2006	Wichita	1-6	2.21	26	0	0	0	0	10	40.2	30	11	10	2	4	16	3	58	2	0	.204
	Omaha	0-2	2.16	17	0	0	0	0	3	25	23	9	6	0	0	13	2	22	0	0	.247
	Kansas City	0-1	6.75	9	0	0	0	0	10.2	13	8	8	2	0	0	3	0	6	0	0	.317
2007	Omaha	2-2	1.09	23	0	0	0	0	9	33	19	7	4	1	0	12	1	36	1	0	.173
	Kansas City	2-0	6.64	26	0	0	0	0	0	39.1	46	32	29	4	0	22	1	24	3	0	.299
2008	Kansas City									Injured—Did Not Play											
2009	Bristol	1-0	0.90	7	0	0	0	0	0	10	5	1	1	0	0	1	0	12	0	0	.143
	Kannapolis	0-0	0.00	2	0	0	0	0	0	2	0	0	0	0	0	1	0	3	0	0	.000
2010	Charlotte	1-3	2.20	52	0	0	0	0	18	57.1	45	21	14	4	5	34	2	61	3	0	.213
MINOR TOTALS		8-7	2.36	204	0	0	0	0	66	255	203	95	67	9	12	121	13	282	11	0	.215
MAJOR TOTALS		2-1	6.66	35	0	0	0	0	0	50	59	40	37	6	0	25	1	30	3	0	.303

- Ryan Zachary Braun.
- Missed 2008 with reconstructive right elbow surgery.
- Graduated from the University of Nevada - Las Vegas with a degree in Communications...Named to 2003 MWAC 1st Team.
- Originally signed by Royals' scout Mike Brown.



NON-ROSTER PLAYERS



ANGEL CASTILLO

OF

BATS: RIGHT | THROWS: RIGHT | HT.: 6-3 | WT. 195

83

OPENING DAY AGE: 21 BORN: June 7, 1989
BIRTHPLACE: Caracas, VZ RESIDES: Santa Lucia, Miranda, VZ
ACQUIRED: Signed as a free agent, Aug. 17, 2005.
SIGNED THRU: 2011

CASTILLO'S LIFETIME PLAYING RECORD

Year	Club	AVG	G	AB	R	H	2B	3B	HR	RBI	SH	SF	HBP	BB	IBB	SO	SB	CS	GDP	SLG	OBP	E
2006	— Angels (ASL)	.255	36	137	22	35	7	2	2	15	1	1	3	15	1	45	5	3	2	.380	.340	0
2007	— Angels (ASL)	.252	31	119	19	30	4	1	4	23	0	0	2	19	0	39	5	0	2	.403	.364	3
2008	— Cedar Rapids	.133	12	45	3	6	4	0	0	4	1	0	2	0	0	12	1	1	0	.222	.170	0
	Orem	.281	66	270	53	76	20	3	14	47	0	0	8	18	0	85	7	2	2	.533	.345	4
2009	— Cedar Rapids	.242	112	393	56	95	20	1	12	61	5	9	17	29	1	111	16	2	7	.389	.315	7
2010	— Cucamonga	.259	127	467	72	121	22	3	21	70	2	5	7	41	0	140	12	6	8	.454	.325	5
MINOR TOTALS		.254	384	1431	225	363	77	10	53	220	9	15	39	122	2	432	46	14	21	.433	.326	19

- Angel Antonio Castillo Herrera.
- Attended UE Santa Lucia de Siracuta HS (VZ).
- Originally signed by Angels' scout Amador Arias.



RYAN CHAFFEE

RHP

BATS: RIGHT | THROWS: RIGHT | HT.: 6-2 | WT. 195

41

OPENING DAY AGE: 22 BORN: May 18, 1988
BIRTHPLACE: Marianna, FL RESIDES: Valpariso, FL
ACQUIRED: Selected in 3rd round of 2008 amateur free agent draft.
SIGNED THRU: 2011

CHAFFEE'S LIFETIME PITCHING RECORD

Year	Club	W-L	ERA	G	GS	CG	GF	SHO	SV	IP	H	R	ER	HR	HB	BB	IBB	SO	WP	BK	BA
2009	— Cedar Rapids	8-8	4.33	23	23	0	0	0	0	116.1	84	63	56	6	16	65	0	121	16	3	.206
2010	— Cucamonga	7-6	6.36	20	20	0	0	0	0	104.2	126	82	74	13	12	46	0	83	12	0	.301
MINOR TOTALS		15-14	5.29	43	43	0	0	0	0	221	210	145	130	19	28	111	0	204	28	3	.254

- Pronounced 'CHAY-fee'.
- Attended Chipola Junior College in Florida...Winning pitcher for Chipola in the Junior College World Series championship game ('07).
- Originally signed by Angels' scout Tom Kotchman.
- Selected to the 2009 Midwest League All-Star Game.



TYLER CHATWOOD

RHP

BATS: RIGHT | **THROWS:** RIGHT | **HT.:** 6-0 | **WT.** 185

52

OPENING DAY AGE: 21 | **BORN:** December 16, 1989
BIRTHPLACE: Fontana, CA | **RESIDES:** Yucaipa, CA
ACQUIRED: Selected in 2nd round (74th overall) of 2008 amateur free agent draft.
SIGNED THRU: 2011

CHATWOOD'S LIFETIME PITCHING RECORD

Year	Club	W-L	ERA	G	GS	CG	GF	SHO	SV	IP	H	R	ER	HR	HB	BB	IBB	SO	WP	BK	BA
2008	—Angels (ASL)	1-2	3.08	11	11	0	0	0	0	38	25	15	13	1	0	36	0	48	7	0	.195
2009	—Cedar Rapids	8-7	4.02	24	24	0	0	0	0	116.1	99	60	52	3	3	66	0	106	11	0	.237
2010	—Cucamonga	8-3	1.77	14	13	0	0	0	0	81.1	71	18	16	6	2	36	0	70	5	0	.241
	Arkansas	4-6	3.82	12	12	1	0	1	0	68.1	72	38	29	3	2	27	0	36	7	0	.273
	Salt Lake	1-0	6.35	1	1	0	0	0	0	5.2	9	4	4	1	0	0	0	3	0	0	.346
MINOR TOTALS		22-18	3.31	62	61	1	0	1	0	309.2	276	135	114	14	7	165	0	263	30	0	.244

- Tyler Cole Chatwood...Ranked as Angels' #2 prospect for 2011 by *Baseball America*.
- Attended Redlands East Valley High School (CA)... Twice named San Bernardino Player of the Year ('05 and '07).
- Originally signed by Angels' scout Tim Corcoran.
- Named Angels' Minor League Pitcher of the Year in 2010...Took home Texas League Pitcher of the Week honors for the week of July 12-19 (9 IP, 3 H, 0 ER, 1 BB, 6 SO)...Selected to California League Midseason All-Star Team.
- Earned Midwest League All-Star Game selection in 2009.

NON-ROSTER



ANEL DE LOS SANTOS

BATS: RIGHT | **THROWS:** RIGHT | **HT.:** 6-3 | **WT.** 215

96

OPENING DAY AGE: 22 | **BORN:** June 19, 1988
BIRTHPLACE: Bani, DR | **RESIDES:** Nagua, San Cristobal, DR
ACQUIRED: Signed as non-drafted free agent, Feb. 1, 2005.
SIGNED THRU: 2011

DE LOS SANTOS' LIFETIME PLAYING RECORD

Year	Club	AVG	G	AB	R	H	2B	3B	HR	RBI	SH	SF	HBP	BB	IBB	SO	SB	CS	GDP	SLG	OBP	E
2005	—Angels (DSL)	.226	35	124	15	28	6	1	3	14	0	0	2	3	0	33	4	2	3	.363	.256	1
2006	—Angels (ASL)	.250	29	104	12	26	4	3	1	11	0	1	1	6	0	28	2	2	0	.375	.295	6
2007	—Orem	.255	50	188	19	48	8	4	6	37	0	2	0	4	0	44	0	0	5	.436	.268	7
2008	—Cedar Rapids	.178	62	225	19	40	6	0	3	25	0	1	2	5	1	69	6	6	4	.244	.202	9
	Arkansas	.280	7	25	3	7	3	0	0	1	0	0	0	0	0	8	1	0	0	.400	.280	1
2009	—Cedar Rapids	.212	76	273	24	58	6	1	5	31	9	0	3	8	0	95	5	0	3	.297	.243	6
2010	—Angels (ASL)	.167	2	6	0	1	0	0	0	2	0	1	0	0	0	1	0	0	0	.167	.143	0
	Cucamonga	.000	3	8	0	0	0	0	0	0	1	0	1	1	0	2	0	0	0	.000	.200	0
	Arkansas	.225	20	71	4	16	4	0	1	5	0	1	0	1	0	14	1	2	1	.324	.233	0
MINOR TOTALS		.219	284	1024	96	224	37	9	19	126	10	6	9	28	1	294	19	12	16	.328	.245	30

- ANEL (UH-nell) De Los Santos.
- Attended Escuela de Manuel Marice Valencia (DO).
- Originally signed by Angels' scout Leo Perez.



GABE JACOBO

BATS: RIGHT | **THROWS:** RIGHT | **HT.:** 6-3 | **WT.** 200 **74**

OPENING DAY AGE: 23

BORN: April 14, 1987

BIRTHPLACE: Visalia, CA

RESIDES: Tulare, CA

ACQUIRED: Selected in the 10th round of 2008 amateur free agent draft.

SIGNED THRU: 2011

JACOBO'S LIFETIME PLAYING RECORD

Year	Club	AVG	G	AB	R	H	2B	3B	HR	RBI	SH	SF	HBP	BB	IBB	SO	SB	CS	GDP	SLG	OBP	E
2008	Orem	.327	36	150	27	49	16	2	7	32	1	2	3	9	0	23	2	1	2	.600	.372	2
	Cedar Rapids	.320	34	125	15	40	12	1	3	24	0	3	3	2	0	25	5	0	1	.504	.338	0
2009	Cedar Rapids	.257	118	440	59	113	27	9	10	72	0	7	11	31	0	84	6	8	11	.427	.317	5
2010	Cucamonga	.296	133	541	82	160	26	7	22	107	3	6	9	24	1	94	6	9	8	.492	.333	2
MINOR TOTALS		.288	321	1256	183	362	81	19	42	235	4	18	26	66	1	226	19	18	22	.483	.332	9

- Gabriel David Jacobo... (Juh-co-bo).
- Attended Tulare Western HS (CA) and Cal State Sacramento.
- Originally signed by Angels scout Scott Richardson.
- Named Angels' Defensive Player of the Year in 2010...Also took home Defensive Player of the Month honors in July of 2010.



JOSE JIMENEZ

BATS: LEFT | **THROWS:** RIGHT | **HT.:** 5-10 | **WT.** 240 **94**

OPENING DAY AGE: 24

BORN: Jan. 2, 1987

BIRTHPLACE: Miami, FL

RESIDES: Hialeah, FL

ACQUIRED: Selected in 47th round of 2009 amateur free agent draft.

SIGNED THRU: 2011

JIMENEZ'S LIFETIME PLAYING RECORD

Year	Club	AVG	G	AB	R	H	2B	3B	HR	RBI	SH	SF	HBP	BB	IBB	SO	SB	CS	GDP	SLG	OBP	E
2009	Angels (ASL)	.214	32	98	19	21	6	0	3	17	2	1	0	26	1	22	0	0	2	.367	.376	1
2010	Cedar Rapids	.245	88	294	35	72	15	1	7	42	2	5	3	40	1	56	2	0	5	.374	.336	7
	Arkansas	.071	5	14	0	1	1	0	0	2	0	1	0	0	0	3	0	0	0	.143	.067	1
MINOR TOTALS		.232	125	406	54	94	22	1	10	61	4	7	3	66	2	81	2	0	7	.365	.338	9

- Jose Jimenez.
- Attended Pace HS (FL) and the University of Tampa (FL).
- Originally signed by Angels' scout Tom Kotchman.

NON-ROSTER PLAYERS



ERIC JUNGE

RHP

BATS: RIGHT | **THROWS:** RIGHT | **HT.:** 6-5 | **WT.** 220

65

OPENING DAY AGE: 34

BORN: January 5, 1977

BIRTHPLACE: Manhasset, NY

RESIDES: New York, NY

ACQUIRED: Signed as minor league free agent, June 28, 2010.

SIGNED THRU: 2011

M.L. SERVICE: 76 days

JUNGE'S LIFETIME PITCHING RECORD

Year	Club	W-L	ERA	G	GS	CG	GF	SHO	SV	IP	H	R	ER	HR	HB	BB	IBB	SO	WP	BK	BA
1999	—Yakima	5-7	5.82	15	15	0	0	0	0	82	98	60	53	10	0	31	0	55	3	0	.303
2000	—San Bernardino	8-1	3.36	29	24	0	0	0	1	159	159	69	59	8	9	53	0	116	8	2	.267
2001	—Jacksonville	10-11	3.46	27	27	1	0	1	0	164	143	72	63	19	13	56	2	116	6	0	.237
2002	—Scranton	2-6	3.54	29	29	1	0	0	0	180.2	170	77	71	16	5	67	1	126	10	0	.249
	Philadelphia	2-0	1.42	4	1	0	0	0	0	12.2	14	3	2	0	0	5	0	11	0	0	.286
2003	—Philadelphia	0-0	3.52	6	0	0	0	0	0	7.2	5	3	3	1	0	1	0	5	0	0	.185
	Scranton	1-0	3.06	10	8	0	0	0	0	47	38	20	16	2	3	16	1	42	1	0	.216
2004	—GCL Phillies	0-1	7.36	2	2	0	0	0	0	3.2	6	4	3	0	1	4	0	4	0	0	.353
	Clearwater	0-1	6.43	5	5	0	0	0	0	14	15	12	10	1	3	5	0	14	1	0	.283
	Scranton	0-4	9.91	9	5	0	0	0	0	26.1	42	29	29	1	1	16	1	17	1	0	.382
2005	—Binghamton	1-1	4.15	3	0	0	0	0	0	13	14	7	6	0	0	2	0	14	0	0	.269
	Norfolk	10-7	3.80	26	22	0	0	0	2	135	125	61	57	18	3	52	2	114	2	1	.247
2006	—Portland	4-5	5.15	21	13	0	0	0	0	71.2	86	45	41	7	4	26	0	61	3	0	.305
2007	—Scranton	3-1	5.16	8	4	0	0	0	2	29.2	26	20	17	3	0	14	0	19	3	1	.241
	Bridgeport	2-2	3.69	9	8	0	0	0	0	46.1	52	28	19	5	4	8	0	42	1	0	.280
2008	—Orix (Jpn)	0-1	6.97	11	0	0	0	0	0	10.1	16	8	8	2	0	5	0	14	0	0	.364
2009	—Lancaster (Ind.)	4-1	2.25	6	5	1	0	0	0	32	27	14	8	1	1	9	1	41	0	0	.223
	Hanwha (Kor.)	1-7	7.04	-	-	-	-	-	-	-	-	-	-	-	-	-	-	-	-	-	-
2010	—Sinon (Taiwan)	-	-	-	-	-	-	-	-	-	-	-	-	-	-	-	-	-	-	-	-
	Lancaster (Ind.)	2-1	3.08	4	4	0	0	0	0	26.1	25	10	9	4	0	8	0	36	3	0	.245
	Salt Lake	5-3	5.15	14	12	0	0	0	0	80.1	92	49	46	10	3	23	1	60	3	0	.294
MINOR TOTALS		59-48	4.22	198	166	2	1	3	4	1005.1	1014	525	471	95	45	365	8	758	41	4	.265
MAJOR TOTALS		2-0	2.21	10	1	0	0	0	0	20.1	19	6	5	1	0	6	0	16	0	0	.250

*Minor totals do not include independent league statistics from 2007-09.

- Eric Debari Junge...Pronounced like "young".
- Attended Rye High School (NY) and Bucknell University (PA).
- Has played in Dodgers, Phillies, Mets & Padres organizations.
- Played in Japanese League in 2008 (Orix), South Korean League in 2009 (Hanwha) & Taiwan in 2010 (Sinon).
- Originally signed by Dodgers' scout Scott Sharp.

ANGELS' FUTURES GAME PARTICIPANTS

Season	Player	Team	Season	Player	Team	Season	Player	Team
1999	Ramon Ortiz	World	2004	Jeff Mathis	USA	2007	Freddy Sandoval	World
1999	E.J. T'Hoën	World	2004	Dallas McPherson	USA	2008	Kevin Jepsen	USA
2000	Ramon Ortiz	World	2005	Brandon Wood	USA	2009	Trevor Reckling	USA
2001	Alfredo Amezaga	World	2005	Kendry Morales	World	2010	Luis Jimenez	World
2002	Francisco Rodriguez	World	2006	Howie Kendrick	USA	2010	Mike Trout	USA
2003	Jeff Mathis	USA	2006	Nick Adenhart	USA	2010	Hank Conger	USA
2003	Ervin Santana	World	2007	Rich Thompson	World			





KEVIN MELILLO

OF

70

BATS: LEFT | **THROWS:** RIGHT | **HT.:** 6-0 | **WT.** 190

OPENING DAY AGE: 28

BORN: May 14, 1982

BIRTHPLACE: Orlando, FL

RESIDES: Charlotte, NC

MARRIED: Lauren King, January 12, 2008

CHILDREN: Kingsley

ACQUIRED: Signed as a minor league free agent, Dec. 27, 2010.

SIGNED THRU: 2011

M.L. SERVICE: 5 days

MELILLO'S LIFETIME PLAYING RECORD

Year	Club	AVG	G	AB	R	H	2B	3B	HR	RBI	SH	SF	HB	BB	IBB	SO	SB	CS	GDP	SLG	OBP	E
2004	— Vancouver	.340	22	94	22	32	11	2	2	21	0	1	3	11	0	16	2	1	1	.564	.422	2
2005	— Kane County	.286	78	280	47	80	18	3	8	36	1	5	3	53	1	40	10	4	5	.457	.399	10
	Stockton	.400	22	90	21	36	7	1	9	23	0	1	1	12	0	18	2	0	2	.800	.471	4
	Midland	.282	35	131	33	37	10	0	7	34	0	2	0	14	1	23	9	2	4	.519	.347	2
2006	— Midland	.280	136	500	73	140	31	3	12	73	3	6	4	68	3	98	14	7	11	.426	.367	6
2007	— Oakland	.000	1	0	0	0	0	0	0	0	0	0	0	1	0	0	0	0	0	.000	1.000	0
	Sacramento	.262	98	382	63	100	27	6	10	55	4	1	2	54	1	100	8	7	3	.442	.355	11
2008	— Sacramento	.260	38	146	21	38	4	2	5	17	0	1	1	21	0	32	1	0	5	.418	.355	4
	Syracuse	.257	68	226	21	58	16	2	9	36	1	1	0	26	0	58	2	1	1	.465	.332	10
2009	— Huntsville	.249	113	385	60	96	22	3	9	52	1	8	0	60	5	68	4	3	3	.392	.344	14
2010	— Indianapolis	.276	98	352	54	97	24	5	10	41	2	6	1	44	2	53	9	5	3	.457	.352	8
MINOR TOTALS		.276	708	2586	415	714	170	27	81	388	12	32	15	363	13	506	61	30	38	.457	.364	71

- Kevin Michael Melillo.
- Attended Lake Brantley HS (FL).
- Graduated from the University of South Carolina in 2009 with a degree in Sports Management.
- Has played in A's, Blue Jays, Brewers and Pirates organizations.
- Originally signed by Athletics' scout Mike Holmes.



MATT MEYER

LHP

87

BATS: LEFT | **THROWS:** LEFT | **HT.:** 6-4 | **WT.** 220

OPENING DAY AGE: 26

BORN: January 17, 1985

BIRTHPLACE: Rochester, MN

RESIDES: Rochester, MN

ACQUIRED: Signed as minor league free agent, Aug. 20, 2010.

SIGNED THRU: 2011

MEYER'S LIFETIME PITCHING RECORD

Year	Club	W-L	ERA	G	GS	CG	GF	SHO	SV	IP	H	R	ER	HR	HB	BB	IBB	SO	WP	BK	BA
2006	— Mahoning Val.	2-2	1.98	19	0	0	0	0	2	27.1	23	6	6	0	1	15	3	31	0	0	.231
2007	— Lake County	0-0	0.50	11	0	0	0	0	0	18	12	6	1	1	1	5	0	20	0	0	.182
	Kinston	3-4	4.32	32	0	0	0	0	3	50	50	28	24	4	1	32	1	58	5	0	.258
2008	— Kinston	4-2	4.23	42	0	0	0	0	1	55.1	48	27	26	2	5	29	1	61	3	0	.245
2009	— Kinston	2-1	3.49	19	0	0	0	0	0	28.1	19	12	11	2	3	9	0	25	0	0	.192
	Akron	0-1	7.36	23	0	0	0	0	0	22	27	21	18	2	1	20	0	22	1	0	.310
	Columbus	1-0	4.50	2	0	0	0	0	0	3	2	1	1	0	0	1	0	1	0	0	.375
2010	— St. Paul	3-0	0.00	18	0	0	16	0	9	21	6	0	0	0	0	8	0	42	0	0	---
	Springfield	0-2	6.64	21	0	0	0	0	0	20.1	25	19	15	4	3	14	3	20	4	1	.294
	Cucamonga	1-0	4.32	7	0	0	0	0	1	8.1	10	4	4	0	3	0	0	12	1	0	.278
MINOR TOTALS		13-12	4.12	176	0	0	0	0	7	231.2	217	124	106	15	18	125	8	250	14	1	.249

- Matt Paul Meyer.
- Attended Mayo High School (MN) and Boston College.
- Originally signed by Indians' scout Brent Urcheck.

NON-ROSTER PLAYERS



EFREN NAVARRO

IF

BATS: LEFT | **THROWS:** LEFT | **HT.:** 6-0 | **WT.** 200

86

OPENING DAY AGE: 24

BORN: May 14, 1986

BIRTHPLACE: Las Vegas, NV

RESIDES: Lynwood, CA

ACQUIRED: Selected in 50th round of 2007 amateur free agent draft.

SIGNED THRU: 2011

NAVARRO'S LIFETIME PLAYING RECORD

Year	Club	AVG	G	AB	R	H	2B	3B	HR	RBI	SH	SF	HBP	BB	IBB	SO	SB	CS	GDP	SLG	OBP	E
2007	Angels (ASL)	.353	5	17	4	6	3	0	0	3	0	1	0	3	0	2	0	1	1	.529	.429	0
	Orem	.212	40	113	16	24	4	0	1	11	2	1	2	11	1	21	1	1	6	.274	.291	1
2008	Cedar Rapids	.269	94	331	37	89	18	0	2	45	2	6	4	42	1	66	7	7	2	.341	.352	9
	Cucamonga	.349	35	129	13	45	9	0	2	18	0	2	0	19	2	20	0	3	2	.465	.427	0
2009	Cucamonga	.287	130	481	64	138	32	3	5	61	1	2	3	53	2	72	3	2	13	.397	.360	13
2010	Arkansas	.267	128	453	46	121	24	2	6	50	4	3	3	31	2	47	6	4	3	.369	.316	6
MINOR TOTALS		.278	432	1524	180	423	90	5	16	188	9	15	12	159	8	228	17	18	27	.375	.347	29

- EFRÉN (EFF-ren) Navarro.
- Attended the University of Nevada - Las Vegas (UNLV).
- Originally signed by Angels scout Jeff Scholzen.
- Named to the 2008 Midwest League Mid-Season All-Star team...Ended the 2008 season hitting .349 over 35 games with Rancho Cucamonga Quakes.

NON-ROSTER



DARWIN PEREZ

IF

BATS: SWITCH | **THROWS:** RIGHT | **HT.:** 5-10 | **WT.** 160

72

OPENING DAY AGE: 21

BORN: July 27, 1989

BIRTHPLACE: Maracay, Aragua, VZ

RESIDES: Maracay, Aragua, VZ

ACQUIRED: Signed as a non-drafted free agent, July 30, 2005.

SIGNED THRU: 2011

PEREZ'S LIFETIME PLAYING RECORD

Year	Club	AVG	G	AB	R	H	2B	3B	HR	RBI	SH	SF	HBP	BB	IBB	SO	SB	CS	GDP	SLG	OBP	E
2006	Angels (DSL)	.246	61	211	30	52	10	1	0	21	3	4	0	41	0	56	10	3	2	.303	.363	11
2007	Angels (ASL)	.253	47	162	24	41	7	2	0	22	4	1	3	25	0	43	4	1	3	.321	.361	13
2008	Cucamonga	.571	4	7	2	4	3	0	0	1	1	0	0	1	0	1	0	0	0	1.000	.625	1
	Orem	.280	67	261	59	73	11	7	3	27	8	0	2	44	0	63	14	2	5	.410	.388	19
2009	Cedar Rapids	.261	106	352	55	92	14	4	2	42	16	0	0	49	1	84	11	7	5	.341	.352	20
2010	Cucamonga	.282	97	326	60	92	6	7	2	36	13	2	4	32	1	76	15	8	4	.362	.352	12
	Arkansas	.161	10	31	3	5	0	0	0	1	0	0	0	6	0	7	0	0	1	.161	.297	2
	Salt Lake	.191	13	47	4	9	0	1	1	7	3	0	1	2	0	13	0	1	1	.298	.240	2
MINOR TOTALS		.263	405	1397	237	368	51	22	8	157	48	7	10	200	2	343	54	22	21	.349	.358	80

- Darwin Eduardo Perez Murillo.
- Originally signed by Angels' scout Amador Arias.
- Named Angels' Defensive Player of the Month in August of 2010.





CARLOS RAMIREZ

BATS: RIGHT | **THROWS:** RIGHT | **HT.:** 5-11 | **WT.** 210 **68**

OPENING DAY AGE: 23

BORN: March 19, 1988

BIRTHPLACE: Tucson, AZ

RESIDES: Tucson, AZ

ACQUIRED: Selected in eighth round of 2009 amateur free agent draft.

SIGNED THRU: 2011

RAMIREZ'S LIFETIME PLAYING RECORD

Year	Club	AVG	G	AB	R	H	2B	3B	HR	RBI	SH	SF	HB	BB	IBB	SO	SB	CS	GDP	SLG	OBP	E
2009	Orem	.376	42	149	34	56	18	0	7	36	0	2	4	35	0	26	0	0	5	.638	.500	2
2010	Cedar Rapids	.226	77	257	39	58	9	2	9	34	0	2	9	35	2	72	3	2	4	.381	.337	6
MINOR TOTALS		.281	119	406	73	114	27	2	16	70	0	4	13	70	2	98	3	2	9	.475	.400	8

- Carlos I. Ramirez.
- Attended Sunnyside HS (Tucson), Chandler-Gilbert Community College & Arizona State University...Named to All Pac-10 Team in 2009.
- Originally signed by Angels' scout John Gracio.
- Named Midwest League Player of the Week for July 19-25, 2010 in which he batted .538 (7/13) with 4 HR and 6 RBI.



TREVOR RECKLING

LHP

BATS: LEFT | **THROWS:** LEFT | **HT.:** 6-2 | **WT.** 205 **48**

OPENING DAY AGE: 21

BORN: May 22, 1989

BIRTHPLACE: Livingston, NJ

RESIDES: Irvington, NJ

ACQUIRED: Selected in eighth round of 2007 amateur free agent draft.

SIGNED THRU: 2011

RECKLING'S LIFETIME PITCHING RECORD

Year	Club	W-L	ERA	G	GS	CG	GF	SHO	SV	IP	H	R	ER	HR	HB	BB	IBB	SO	WP	BK	BA
2007	Angels (ASL)	3-1	2.75	9	5	0	2	0	2	36	33	13	11	2	1	7	0	55	7	3	.236
2008	Cedar Rapids	10-7	3.37	26	26	1	0	0	0	152.1	137	64	57	8	14	59	0	128	8	3	.246
2009	Cucamonga	1-2	0.95	3	3	0	0	0	0	19	9	3	2	2	0	3	0	16	0	0	.138
	Arkansas	8-7	2.93	23	23	1	0	0	0	135.1	118	50	44	4	4	75★	0	106	14	2	.244
2010	Salt Lake	4-7	8.53	14	14	0	0	0	0	69.2	99	69	66	11	7	50	1	46	1	1	.339
	Arkansas	3-6	4.56	14	14	1	0	0	0	79	74	49	40	4	6	35	0	62	11	0	.254
MINOR TOTALS		29-30	4.03	89	85	3	2	0	2	491.1	470	248	220	31	32	229	1	413	41	9	.257

★ led or tied for league lead

- Trevor Richard Reckling.
- Attended St. Benedict's Prep HS (NJ)...Originally signed by Angels' scout Greg Morhardt.
- In 2009, earned Angels' Organizational Pitcher of the Month honors in April, going 2-2 with an 0.72 ERA and 20 strikeouts in 25 IP...Named Angels' Organizational Pitcher of the Year.
- In 2009, was Texas League mid-season and post-season All-Star selection...Was selected to represent the USA in the All-Star Futures Game...Member of the 2009 Team USA World Cup Team.

NON-ROSTER PLAYERS



GARRETT RICHARDS

RHP

BATS: RIGHT | **THROWS:** RIGHT | **HT.:** 6-3 | **WT.** 215

57

OPENING DAY AGE: 22

BORN: May 27, 1988

BIRTHPLACE: Riverside, CA

RESIDES: Edmond, OK

ACQUIRED: Selected in first round (42nd overall) of 2009 draft.

SIGNED THRU: 2011

RICHARDS' LIFETIME PITCHING RECORD

Year	Club	W-L	ERA	G	GS	CG	GF	SHO	SV	IP	H	R	ER	HR	HB	BB	IBB	SO	WP	BK	BA
2009	Orem	3-1	1.53	8	8	0	0	0	0	35.1	37	6	6	0	2	4	0	30	4	0	.278
2010	Cedar Rapids	8-4	3.41	19	19	2★	0	0	0	108.1	92	48	41	6	3	34	0	108	1	1	.229
	Cucamonga	4-1	3.89	7	7	0	0	0	0	34.2	38	17	15	4	1	9	0	41	4	1	.281
MINOR TOTALS		15-6	3.13	34	34	2	0	0	0	178.1	167	71	62	10	6	47	0	179	9	2	.249

★ led or tied for league lead

- Garrett Thomas Richards...Ranked as Angels 7th best prospect by *Baseball America* for 2011.
- Attended Edmond Memorial HS (OK) and the University of Oklahoma...Was named to NCAA All Regional Team in 2009.
- Originally signed by Angels' scout Arnold Brathwaite.
- Named Midwest League Pitcher of the Week for the week of June 7-13...Selected to Midwest League Western Division All-Star Team.



KEVIN RICHARDSON

BATS: RIGHT | **THROWS:** RIGHT | **HT.:** 6-3 | **WT.** 230

38

OPENING DAY AGE: 30

BORN: Sept. 12, 1980

BIRTHPLACE: Mount Vernon, WA

RESIDES: Marysville, WA

MARRIED: Heidi Honnen, Oct. 27, 2007

CHILDREN: Holten

ACQUIRED: Signed as minor league free agent, Dec. 20, 2010.

SIGNED THRU: 2011

M.L. SERVICE: 41 days

RICHARDSON'S LIFETIME PLAYING RECORD

Year	Club	AVG	G	AB	R	H	2B	3B	HR	RBI	SH	SF	HB	BB	IBB	SO	SB	CS	GDP	SLG	OBP	E
2002	Pulaski	.157	24	83	8	13	4	0	1	7	0	0	2	12	1	32	1	1	3	.241	.278	3
2003	Clinton	.164	22	67	4	11	0	0	0	4	0	1	3	10	1	22	0	1	1	.164	.296	2
	Spokane	.304	32	112	19	34	10	0	6	26	0	0	1	18	0	34	0	0	4	.554	.405	2
2004	Clinton	.223	100	345	50	77	19	0	13	55	0	4	10	33	0	121	1	1	8	.391	.306	8
2005	Clinton	.267	56	202	28	54	8	1	6	37	0	1	10	23	0	56	3	2	2	.406	.369	4
	Frisco	.305	18	59	12	18	4	0	2	11	0	0	4	6	0	23	0	1	2	.475	.406	1
2006	Frisco	.271	93	303	54	82	12	3	17	47	2	1	9	33	1	95	4	1	6	.498	.358	6
2007	Frisco	.222	91	320	42	71	8	0	14	45	3	1	8	25	0	85	0	2	10	.378	.294	4
2008	Oklahoma City	.251	55	187	25	47	10	1	6	22	2	2	4	18	0	53	0	0	5	.412	.327	4
2009	Oklahoma City	.216	74	255	33	55	10	1	13	36	3	0	4	19	0	105	0	0	4	.416	.281	6
	Texas	.500	4	6	2	3	0	0	0	0	0	0	0	0	0	2	0	0	0	.500	.500	0
2010	Texas	.265	22	83	9	22	7	0	4	9	0	1	1	5	0	32	0	0	0	.494	.311	1
	Oklahoma City	.235	41	132	17	31	6	0	8	22	2	0	1	5	0	44	2	0	6	.462	.268	4
MINOR TOTALS		.240	628	2148	301	515	98	6	90	321	12	11	57	207	3	702	11	9	51	.417	.322	45

- Kevin G. Richardson.
- Graduated from Gonzaga University in 2002 with a degree in Business Management.
- Originally signed by Rangers' scout Greg Whitworth
- Selected to 2007 Texas League South Division All-Star Team.



NON-ROSTER PLAYERS



ALBERTO ROSARIO

BATS: RIGHT | **THROWS:** RIGHT | **HT.:** 5-10 | **WT.** 190 

OPENING DAY AGE: 24 | **BORN:** Jan. 10, 1987
BIRTHPLACE: Bonao, DR | **RESIDES:** El Fondo, Bonao, DR
ACQUIRED: Signed as non-drafted free agent, Jan. 19, 2005.
SIGNED THRU: 2011

ROSARIO'S LIFETIME PLAYING RECORD

Year	Club	AVG	G	AB	R	H	2B	3B	HR	RBI	SH	SF	HB	BB	IBB	SO	SB	CS	GDP	SLG	OBP	E
2005	—Angels (DSL)	.227	46	163	21	37	4	0	0	12	2	0	5	6	0	18	5	3	2	.252	.276	0
2006	—Angels (DSL)	.275	55	178	28	49	5	4	0	23	3	2	4	18	1	21	3	5	7	.348	.351	5
2007	—Angels (ASL)	.301	19	73	11	22	4	0	1	9	1	1	1	5	0	9	2	2	2	.397	.350	7
2008	—Cucamonga	.218	42	124	11	27	5	0	0	14	0	2	0	8	0	18	3	1	3	.258	.261	3
	Orem	.236	14	55	5	13	5	1	0	9	0	0	1	1	0	13	0	0	1	.364	.263	0
	Salt Lake	.333	1	3	1	1	0	0	0	0	0	0	0	0	0	0	0	0	0	.333	.333	0
	Cedar Rapids	.239	16	46	5	11	2	0	0	2	2	0	0	1	0	11	1	1	0	.283	.255	2
2009	—Cucamonga	.232	104	314	38	73	15	4	0	35	6	2	8	13	0	43	9	4	6	.306	.279	12
2010	—Cucamonga	.304	48	181	34	55	9	1	4	24	10	3	5	11	0	25	8	1	8	.431	.355	2
	Arkansas	.193	51	166	11	32	3	0	0	8	5	1	0	7	0	31	2	2	2	.211	.224	6
MINOR TOTALS		.246	396	1303	165	320	52	10	5	136	29	11	24	70	1	189	33	19	31	.312	.294	37

- Alberto Rosario.
- Attended Liceo Elias Rodriguez Escuela (DR).
- Originally signed by Angels' scout Leo Perez.



JEAN SEGURA

BATS: RIGHT | **THROWS:** RIGHT | **HT.:** 5-11 | **WT.** 160 

OPENING DAY AGE: 21 | **BORN:** March 17, 1990
BIRTHPLACE: San Juan, DR | **RESIDES:** San Juan, DR
ACQUIRED: Signed as non-drafted free agent, Jan. 22, 2007.
SIGNED THRU: 2011

SEGURA'S LIFETIME PLAYING RECORD

Year	Club	AVG	G	AB	R	H	2B	3B	HR	RBI	SH	SF	HBP	BB	IBB	SO	SB	CS	GDP	SLG	OBP	E
2007	—Angels (DSL)	.324	61	219	39	71	5	2	2	31	7	1	3	22	0	28	22	6	2	.393	.392	10
2008	—Angels (ASL)	.250	11	36	13	9	0	0	0	4	0	0	1	6	0	5	1	0	1	.250	.372	2
2009	—Salt Lake	.421	7	19	2	8	2	0	0	2	0	0	0	0	0	4	0	0	0	.526	.421	0
	Orem	.346	36	162	33	56	10	4	3	21	1	1	2	11	1	11	11	3	1	.512	.392	7
2010	—Cedar Rapids	.313	130	515	89	161★	24	12	10	79	11	8	2	45	3	72	50	10	5	.464	.365	13
MINOR TOTALS		.321	245	951	176	305	41	18	15	137	19	10	8	84	4	120	84	19	9	.449	.377	32

★ led or tied for league lead

- Jean Carlos Enrique Segura...JEAN (like blue "jean") SEGURA (Seg-er-uh).
- Ranked as Angels' #3 prospect by *Baseball America* for 2011.
- Originally signed by Angels' scout Leo Perez.
- Named to 2010 Midwest League Western Division All-Star Team.

NON-ROSTER PLAYERS



ANDREW TAYLOR

LHP

BATS: RIGHT | **THROWS:** LEFT | **HT.:** 6-2 | **WT.** 195

31

OPENING DAY AGE: 24 | **BORN:** Aug. 18, 1986
BIRTHPLACE: Durham, NC | **RESIDES:** Wake Forest, NC
ACQUIRED: Selected in 34th round of 2008 draft.
SIGNED THRU: 2011

TAYLOR'S LIFETIME PITCHING RECORD

Year	Club	W-L	ERA	G	GS	CG	GF	SHO	SV	IP	H	R	ER	HR	HB	BB	IBB	SO	WP	BK	BA
2008	Orem	2-1	4.37	21	3	0	10	0	5	35	33	22	17	4	2	13	0	39	4	0	.248
2009	Cedar Rapids	3-0	1.23	40	0	0	23	0	8	51.1	29	7	7	0	0	19	0	83	1	0	.166
	Cucamonga	1-0	9.53	5	0	0	0	0	0	5.2	8	8	6	2	0	8	0	8	1	0	.320
2010	Cucamonga	4-1	2.06	20	0	0	6	0	0	35.0	24	9	8	1	0	14	0	39	3	4	.186
	Arkansas	1-3	4.70	15	4	0	4	0	0	38.1	38	21	20	2	2	18	0	21	4	0	.264
MINOR TOTALS		11-5	3.16	101	7	0	43	0	13	165.1	132	67	58	9	4	72	0	190	13	4	.218

- Andrew Raymond Taylor.
- Originally signed by Angels' scout Chris McAlpin.
- Attended Wake Forest-Rolesville HS (NC) and North Carolina State University.



MIKE TROUT

OF

BATS: RIGHT | **THROWS:** RIGHT | **HT.:** 6-1 | **WT.** 200

90

OPENING DAY AGE: 19 | **BORN:** August 7, 1991
BIRTHPLACE: Vineland, NJ | **RESIDES:** Millville, NJ
ACQUIRED: Selected in first round (25th overall) of 2009 draft.
SIGNED THRU: 2011

TROUT'S LIFETIME PLAYING RECORD

Year	Club	AVG	G	AB	R	H	2B	3B	HR	RBI	SH	SF	HBP	BB	IBB	SO	SB	CS	GDP	SLG	OBP	E
2009	Angels (AZL)	.360	39	164	29	59	7	7	1	25	3	2	0	18	0	28	13	2	2	.506	.418	1
	Cedar Rapids	.267	5	15	1	4	0	0	0	0	1	0	0	4	0	6	0	0	0	.267	.421	0
2010	Cedar Rapids	.362	81	312	76	113	19	7	6	39	2	1	7	46	2	52	45	9	1	.526	.454	0
	Cucamonga	.306	50	196	30	60	9	2	4	19	5	3	1	27	1	33	11	6	2	.434	.388	1
MINOR TOTALS		.344	175	687	136	236	35	16	11	83	11	6	8	95	3	119	69	17	5	.489	.426	2

- Michael N. Trout...Ranked as top prospect in MLB for 2011 by ESPN.com, MLB.com and MLB Network...Rated as Angels' top prospect and no. 2 in all of Minor Leagues for 2011 by *Baseball America*...Named third best prospect in all of minor leagues by ESPN.com in 2010.
- Attended Millville Senior HS (NJ)...Originally signed by Angels' scout Greg Morhardt.
- In 2010, named Topps Minor League Player of the Year at age 19 to become the youngest recipient in the history of the J.G. Taylor Spink Award...Also named to *Baseball America's* Minor League All-Star Team and honored as the Midwest League MVP.
- Played in the 2010 XM All-Star Futures Game at Angel Stadium going 2-for-4 with a double and two runs scored in the U.S. team's 9-1 win.
- Named New Jersey Gatorade Player of the Year in 2009...Earned All-State honors in 2008 and 2009...Father, Jeff played in Minnesota Twins' organization for four years.



NON-ROSTER PLAYERS



GIL VELAZQUEZ

IF

BATS: RIGHT | THROWS: RIGHT | HT.: 6-2 | WT. 190

28

OPENING DAY AGE: 31 BORN: Oct. 17, 1979
BIRTHPLACE: Los Angeles, CA RESIDES: Las Vegas, NV
MARRIED: Claudia Tinoco, Nov. 12, 2005
ACQUIRED: Signed as minor league free agent, Dec. 16, 2010.
SIGNED THRU: 2011 M.L. SERVICE: 41 days

VELAZQUEZ'S LIFETIME PLAYING RECORD

Year	Club	AVG	G	AB	R	H	2B	3B	HR	RBI	SH	SF	HBP	BB	IBB	SO	SB	CS	GDP	SLG	OBP	E
1998	Kingsport	.103	12	29	2	3	1	0	0	4	3	1	0	2	0	7	2	0	0	.138	.156	7
	GCL Mets	.186	33	97	7	18	3	0	0	7	3	1	2	8	0	10	2	1	1	.216	.259	0
1999	Kingsport	.262	62	225	24	59	8	0	1	19	2	4	3	19	0	43	4	1	5	.311	.323	0
	Capital City	.227	21	75	9	17	4	1	0	6	2	3	1	3	0	14	0	1	2	.307	.256	5
2000	St. Lucie	.230	125	440	37	101	16	1	1	43	4	3	9	25	0	69	3	9	15	.277	.283	1
	Binghamton	.207	106	358	33	74	11	2	3	19	4	0	3	26	1	84	1	1	12	.274	.266	0
2002	Binghamton	.194	27	72	6	14	2	0	0	5	1	0	1	7	0	15	0	3	3	.222	.275	1
	Norfolk	.212	12	33	2	7	1	0	0	1	0	0	0	4	0	9	0	0	0	.242	.297	4
	St. Lucie	.212	33	118	13	25	6	0	0	16	1	0	0	6	0	30	2	0	1	.263	.250	0
2003	Norfolk	.250	5	16	0	4	0	0	0	2	0	0	0	0	0	5	0	1	0	.250	.250	0
	St. Lucie	.211	19	57	6	12	3	0	1	6	1	0	0	6	0	5	0	0	2	.316	.286	4
	Binghamton	.227	59	141	17	32	6	0	3	19	5	1	0	15	0	30	1	3	4	.333	.299	0
2004	Norfolk	.091	17	33	4	3	1	0	0	0	2	0	0	5	0	12	1	0	1	.121	.211	2
	Binghamton	.240	105	359	42	86	16	3	5	37	6	2	2	32	1	94	4	3	3	.343	.304	13
2005	Rochester	.265	17	34	3	9	1	1	0	3	0	0	0	0	0	8	0	0	1	.353	.265	2
	New Britain	.231	81	286	36	66	13	0	1	28	6	3	6	22	0	52	3	3	2	.287	.297	16
2006	New Britain	.375	6	16	1	6	2	0	0	3	2	0	0	3	0	2	0	0	0	.500	.474	2
	Rochester	.250	56	164	26	41	4	1	1	17	3	2	2	11	0	33	2	2	5	.305	.302	6
2007	New Britain	.267	17	45	6	12	2	3	1	13	3	3	0	10	0	13	1	0	0	.511	.379	1
	Rochester	.240	69	183	26	44	9	1	1	16	5	2	3	13	0	35	3	0	6	.317	.299	7
2008	Pawtucket	.260	101	350	54	91	17	4	10	46	5	4	5	22	0	73	3	3	13	.417	.310	11
	Boston	.125	3	8	0	1	0	0	0	1	0	0	0	0	0	0	0	0	0	.125	.125	0
2009	Boston	.000	6	2	0	0	0	0	0	0	0	0	0	1	0	0	0	0	0	.000	.333	1
	Pawtucket	.193	93	290	26	56	13	0	3	18	4	3	0	19	0	49	3	1	9	.269	.240	13
2010	Pawtucket	.249	72	241	24	60	15	2	1	18	3	0	2	17	0	54	4	1	3	.340	.304	7
MINOR TOTALS		.229	1148	3662	404	840	154	19	32	346	65	32	39	275	2	746	39	33	88	.308	.288	102
MAJOR TOTALS		.100	9	10	0	1	0	0	0	1	0	0	1	0	0	0	0	0	0	.100	.182	1

- Gilbert A. Velazquez.
- Attended Paramount HS (CA)...Originally signed by Mets' scout Bob Minor.
- Has played in Mets, Twins and Red Sox organizations.

NON-ROSTER



NON-ROSTER PLAYERS



TRAVIS WITHERSPOON OF

BATS: RIGHT | **THROWS:** RIGHT | **HT.:** 6-2 | **WT.** 190 **92**

OPENING DAY AGE: 21 | **BORN:** April 16, 1989
BIRTHPLACE: Sumter, SC | **RESIDES:** Sumter, SC
ACQUIRED: Selected in 12th round of 2009 amateur free agent draft.
SIGNED THRU: 2011

WITHERSPOON'S LIFETIME PLAYING RECORD

Year	Club	AVG	G	AB	R	H	2B	3B	HR	RBI	SH	SF	HBP	BB	IBB	SO	SB	CS	GDP	SLG	OBP	F
2009	Angels (AZL)	.231	5	13	2	3	1	0	0	0	0	0	0	1	0	3	0	0	0	.308	.286	1
	Orem	.227	58	194	37	44	3	6	6	26	9	1	5	10	0	61	10	1	2	.397	.281	2
2010	Orem	.309	71	288★	57	89	11	3	10	45	8	1	2	24	0	73	20	0	3	.472	.365	5
MINOR TOTALS		.275	134	495	96	136	15	9	16	71	17	2	7	35	0	137	30	1	5	.438	.330	8

★ led or tied for league lead

- Travis Sentrel Witherspoon.
- Originally signed by Angels' scout Chris McAlpin.
- Attended Sumter HS (SC) and Spartanburg Methodist College (SC).

NON-ROSTER

ANGELS' .300 HITTERS

Player	Season	Average	Player	Season	Average	Player	Season	Average
Darin Erstad	2000	.355	Chili Davis	1995	.318	Albie Pearson	1963	.304
Rod Carew	1983	.339	Vladimir Guerrero	2005	.317	Bobby Grich	1981	.304
Vladimir Guerrero	2004	.337	Garrett Anderson	2003	.315	Garret Anderson	1999	.303
Rod Carew	1980	.331	Adam Kennedy	2002	.312	Vladimir Guerrero	2008	.303
Chone Figgins	2007	.330	Erick Aybar	2009	.312	Garret Anderson	1997	.303
Tim Salmon	1995	.330	Chili Davis	1994	.311	Wally Joyner	1991	.301
Vladimir Guerrero	2006	.329	Jim Edmonds	1998	.307	Orlando Cabrera	2007	.301
Alex Johnson*	1970	.329	Kendry Morales	2009	.306	Doug DeCinces	1982	.301
Brian Downing	1979	.326	Johnny Ray	1988	.306	Tim Salmon	1998	.300
Vladimir Guerrero	2007	.324	Garret Anderson	2002	.306	Bold face indicates current Angel		
Rod Carew	1982	.319	Rod Carew	1981	.305	* American League Batting Champion		



MANAGER: Mike Scioscia (#14) **COACHES:** Mickey Hatcher (#7), Hitting: Mike Butcher (#23), Pitching: Alfredo Griffin (#4), First Base: Dino Ebel (#12), Third Base: Rob Piccolo (#9), Bench: Steve Soliz (#61), Bullpen **BULLPEN CATCHER:** Tom Gregorio (#60) **CERTIFIED ATHLETIC TRAINERS:** Adam Nevala, Rick Smith **STRENGTH & CONDITIONING SPECIALIST:** T.J. Harrington **EQUIPMENT MANAGER:** Keith Tarter

No.	PITCHERS (20)	B	T	Ht.	Wt.	Born	Birthplace	Residence	2010 Club(s)	W-L	ERA	G	GS	CG	SHO	SV	IP	H	R	ER	BB	SO	SERVICE			
22	Bell, Trevor	R	R	6-2	205	10/12/86	North Hollywood, CA	Toluca Lake, CA	Salt Lake	2-0	3.00	6	6	0	0	0	0	30	30	12	10	6	19	1,007		
17	Bulger, Jason	R	R	6-4	220	12/6/78	Atlanta, GA	Snelville, GA	LAA	2-5	4.72	25	7	0	0	0	0	61	77	35	32	2				
									LAA	0-0	4.88	25	0	0	0	0	0	0	0	24	25	14	13	15	15	2,122
									Salt Lake	0-0	0.96	10	0	0	0	0	0	0	9.1	3	1	1	9	12		
38	Cascevah, Bobby	R	R	6-3	225	9/11/85	Jacksonville, FL	Pensacola, FL	Cucamonga	0-0	27.00	1	0	0	0	0	0.2	2	2	2	0	1				
									Salt Lake	3-4	4.27	45	0	0	0	5	59	69	32	28	25	38	0,051			
									LAA	1-2	3.15	9	0	0	0	0	0	20	23	11	7	8	8			
68	Carmona, Ysmael	R	R	6-0	170	2/12/85	San Cristobal, DR	San Cristobal, DR	Arkansas	4-2	2.60	38	0	0	0	12	55.1	35	21	16	34	52	0,000			
37 24	Downs, Scott Haren, Dan	L R	L R	6-2 6-5	215 215	3/17/76 9/17/80	Louisville, KY Monterey Park, CA	Lexington, KY Scottsdale, AZ	Salt Lake	1-1	3.18	6	0	0	0	0	5.2	5	2	2	6	7				
									Toronto	5-5	2.64	67	0	0	0	0	67.1	47	19	18	14	48	7,121			
									Arizona	7-8	4.60	21	21	1	0	0	141	161	79	72	29	141	6,154			
40 19	Jepsen, Kevin Kazmir, Scott	R L	R L	6-3 6-0	230 200	7/26/84 1/24/84	Anaheim, CA Houston, TX	Phoenix, AZ Tampa, FL	LAA	5-4	2.87	14	14	1	0	0	94	84	31	30	25	75				
									LAA	2-4	3.97	68	0	0	0	0	59	54	26	26	29	61	1,169			
									LAA	9-15	5.94	28	28	0	0	0	150	158	103	99	79	93	6,042			
58	Kohn, Michael	R	R	6-0	200	6/26/86	Camden, SC	Camden, SC	Cucamonga	0-0	4.26	1	1	0	0	0	6.1	8	3	3	0	6				
64 32	Ortega, Anthony Palmer, Matt	R R	R R	6-0 6-2	170 235	8/24/85 3/21/79	Ocmare del Tuy, VZ Memphis, TN	Charallave, Miranda, VZ Queen Creek, AZ	Arkansas	2-2	2.45	15	0	0	0	3	18.1	12	5	5	8	25	0,070			
									Salt Lake	3-2	1.95	26	0	0	0	8	27.2	16	7	6	17	32				
									LAA	2-0	2.11	24	0	0	0	1	21.1	17	5	5	16	20				
35 56 45	Pineiro, Joel Rodney, Fernando Rodriguez, Francisco	R R R	R R R	6-1 5-11 6-1	200 220 220	9/25/78 3/18/77 2/26/83	Rio Piedras, PR Samana, DR Mexicali, MX	Rio Piedras, PR Samana, DR Mexicali, MX	AZL Angels	0-0	8.00	5	3	0	0	0	9	11	8	5	11	0,139				
									Arkansas	0-1	8.04	10	0	0	0	0	15.2	21	18	14	14	12				
									LAA	1-2	4.54	14	1	0	0	0	33.2	38	20	17	20	17	1,147			
54 21 63	Santana, Ervin Takahashi, Hisanori Thompson, Rich	R L R	R L R	6-2 5-10 6-1	185 175 210	12/12/82 4/2/75 7/1/84	San Cristobal, DR Tokyo, Japan Hornsby, Australia	San Cristobal, DR Tokyo, Japan Sydney, Australia	Salt Lake	2-3	2.72	13	7	0	0	2	46.1	32	17	14	19	36				
									LAA	10-7	3.84	23	23	3	1	0	152.1	155	66	65	34	92	9,144			
									LAA	4-3	4.24	72	0	0	0	14	68	70	33	32	35	53	7,137			
59 51	Van Mil, Loek Walden, Jordan	R R	R R	7-1 6-5	220 235	9/15/84 11/16/87	Oss, Netherlands Fort Worth, TX	Oss, Netherlands Fort Worth, TX	Salt Lake	2-1	3.63	13	0	0	0	22.1	19	9	9	6	19	0,139				
									LAA	1-3	4.37	43	0	0	0	0	47.1	46	23	23	26	36				
									NYM	10-6	3.61	53	12	0	8	122	116	51	49	43	114	1,000				
61 59	Takahashi, Hisanori Thompson, Rich Van Mil, Loek	L R R	L R R	5-10 6-1 7-1	175 210 220	4/2/75 7/1/84 9/15/84	Tokyo, Japan Hornsby, Australia Oss, Netherlands	Tokyo, Japan Sydney, Australia Oss, Netherlands	Salt Lake	1-1	0.61	19	0	0	2	29.2	17	2	2	10	30	1,047				
									LAA	2-0	1.37	13	0	0	0	0	19.2	12	4	3	4	15				
									Fort Myers	0-1	4.50	3	0	0	0	4	4	2	0	2	6	0,000				
51 36	Walden, Jordan Weaver, Jared	R R	R R	6-5 6-7	235 215	11/16/87 10/4/82	Fort Worth, TX Northridge, CA	Fort Worth, TX Simi Valley, CA	New Britain	1-2	6.37	23	0	0	0	29	40	24	21	22	21					
									Arkansas	0-0	0.00	1	0	0	0	1	0	0	0	1	0					
									Arkansas	1-1	3.35	38	0	0	0	8	43	44	18	16	22	38	0,043			
51 36	Walden, Jordan Weaver, Jared	R R	R R	6-5 6-7	235 215	11/16/87 10/4/82	Fort Worth, TX Northridge, CA	Fort Worth, TX Simi Valley, CA	Salt Lake	0-0	4.05	6	0	0	0	0	6.2	8	3	3	2	3				
									LAA	0-1	2.35	16	0	0	0	1	15.1	13	4	4	7	23				
									LAA	13-12	3.01	34	34	0	0	0	224.1	187	83	75	54	233	4,129			

No.	CATCHERS (3)	B	T	Ht.	Wt.	Born	Birthplace	Residence	2010 Club(s)	AVG	G	AB	R	H	2B	3B	HR	RBI	BB	SO	SB	CS	SERVICE
16	Conger, Hank	S	R	6-1	220	1/29/88	Federal Way, WA	Huntington Beach, CA	Salt Lake	.300	108	387	56	116	26	2	11	49	55	58	0	8	0.027
5	Mathis, Jeff	R	R	6-0	200	3/31/83	Marianna, FL	Marianna, FL	LAA	.172	13	29	2	5	1	1	0	5	5	9	0	0	
									LAA	.195	68	205	19	40	6	1	3	18	6	59	3	0	4.012
46	Wilson, Bobby	R	R	6-0	210	4/8/83	Dunedin, FL	Seminole, FL	Salt Lake	.242	9	33	6	8	1	1	1	5	4	10	0	0	
									LAA	.229	50	96	12	22	6	0	4	15	8	23	0	0	1.029
									Salt Lake	.500	3	6	2	3	0	0	1	3	4	1	0	0	
									Cucamonga	.333	2	6	0	2	0	0	0	0	0	2	0	0	

No.	INFELDERS (9)	B	T	Ht.	Wt.	Born	Birthplace	Residence	2010 Club(s)	AVG	G	AB	R	H	2B	3B	HR	RBI	BB	SO	SB	CS	SERVICE
2	Ajbar, Erick	S	R	5-10	180	1/14/84	Bani, DR	Bani, DR	LAA	.253	138	534	69	135	18	4	5	29	35	81	22	8	4,086
6	Callaspo, Alberto	S	R	5-9	200	4/19/83	Maracay, VZ	Maracay, VZ	KC	.275	88	349	40	96	19	2	8	43	19	29	3	1	3,135
13	Izturis, Maicer	S	R	5-8	170	9/12/80	Barquisimeto, VZ	Barquisimeto, VZ	LAA	.249	58	213	21	53	8	0	2	13	12	13	2	2	6,038
47	Kendrick, Howie	R	R	5-10	205	7/12/83	Jacksonville, FL	Phoenix, AZ	Salt Lake	.286	2	7	1	2	0	0	0	1	0	0	0	1	4,091
8	Morales, Kendrys	S	R	6-1	225	6/20/83	Fomento, Cuba	Santo Domingo, DR	LAA	.290	51	193	29	56	5	0	11	39	12	31	0	1	3,057
18	Romine, Andrew	S	R	6-1	190	12/24/85	Winter Haven, FL	Lake Forest, CA	Arkansas	.282	106	383	55	108	15	4	3	34	50	66	21	9	0,010
20	Sandoval, Freddy	S	R	6-1	200	8/16/82	Tijuana, MX	Medford, OR	LAA	.091	5	11	0	1	0	0	0	0	0	4	0	0	0
44	Trumbo, Mark	R	R	6-4	220	1/16/86	Anaheim, CA	Orange, CA	Salt Lake	.210	22	81	13	17	1	1	0	10	12	12	0	0	0,048
3	Wood, Brandon	R	R	6-3	190	3/2/85	Austin, TX	Scottsdale, AZ	Salt Lake	.301	139	532	103	160	29	5	36	122	58	126	3	4	0,027
									LAA	.067	8	15	2	1	0	0	0	2	1	8	0	0	2,015
									LAA	.146	81	226	20	33	2	0	4	14	6	71	1	0	2,015
									Salt Lake	.196	13	51	4	10	0	0	1	12	3	17	0	0	

[illegible]

NON-ROSTER PLAYERS

No.	PITCHERS (9)	B	T	Ht.	Wt.	Born	Birthplace	Residence	2010 Club(s)	W-L	ERA	G	GS	CG	SHO	SV	IP	H	R	ER	BB	SO	SERVICE	
91	Brasier, Ryan	R	R	6-0	205	8/26/87	Wichita Falls, TX	Wichita Falls, TX	Arkansas	7-12	5.07	28	23	1	1	0	142	127	89	80	68	94	0.000	
55	Braun, Ryan	R	R	6-1	220	7/29/80	Kitchener, Ontario, Canada	Fresno, CA	Charlotte	1-3	2.20	52	0	0	0	18	57	45	21	14	34	61	1.143	
41	Chaffee, Ryan	R	R	6-2	195	5/18/88	Marianna, FL	Valparaiso, FL	Cucamonga	7-6	6.36	20	20	0	0	0	104.2	126	82	74	46	83	0.000	
52	Chatwood, Tyler	R	R	6-0	185	12/16/89	Fontana, CA	Yucaipa, CA	Cucamonga	8-3	1.77	14	13	0	0	0	81.1	71	18	16	36	70	0.000	
									Arkansas	4-6	3.82	12	12	1	1	0	68.1	72	38	29	27	36		
65	Junge, Eric	R	R	6-5	220	1/5/77	Manhasset, NY	New York, NY	Lancaster (Indep.)	2-1	3.08	4	4	0	0	0	26	25	10	9	8	36	0.076	
									Salt Lake	5-3	5.15	14	12	0	0	0	80.1	92	49	46	23	60	0.000	
87	Meyer, Matt	L	L	6-4	220	1/17/85	Rochester, MN	Rochester, MN	Springfield	0-2	6.64	21	0	0	0	0	9	21	6	0	0	8	42	0.000
									Cucamonga	4-1	2.06	20	0	0	0	0	35	24	9	8	14	39	0.000	
									Arkansas	1-3	4.70	15	4	0	0	0	38.1	38	21	20	18	21		
No.	CATCHERS (5)	B	T	Ht.	Wt.	Born	Birthplace	Residence	2010 Club(s)	AVG	G	AB	R	H	2B	3B	HR	RBI	BB	SO	SB	CS	SERVICE	
96	De Los Santos, Anel	R	R	6-3	215	6/19/88	San Cristobal, DR	San Cristobal, DR	AZ Angels	.167	2	6	0	1	0	0	0	2	0	1	0	0	0.000	
									Cucamonga	.000	1	3	0	0	0	0	0	1	2	0	0			
									Arkansas	.225	20	71	4	16	4	0	1	5	1	14	1	2		
94	Jimenez, Jose	R	R	5-10	240	1/2/87	Miami, FL	Hialeah, FL	Cedar Rapids	.245	88	294	35	72	15	1	7	42	40	56	2	0	0.000	
									Arkansas	.071	5	14	0	1	1	0	0	2	0	3	0	0.000		
69	Ramirez, Carlos	R	R	5-11	210	3/19/88	Tucson, AZ	Tucson,	Cedar Rapids	.226	77	257	39	58	9	2	9	34	35	72	3	2	0	0.041
98	Richardson, Kevin	R	R	6-3	230	9/12/80	Mt. Vernon, WA	Marysville, WA	Frisco	.265	22	83	9	22	7	0	4	9	5	32	0	0	0.041	
									Oklahoma City	.235	41	132	17	31	6	0	8	22	5	44	2	0	0.041	
99	Rosario, Alberto	R	R	5-10	190	1/10/87	Bonao, DR	El Fondo, Bonao, DR	Cucamonga	.304	48	181	34	55	9	1	4	24	11	25	8	1	0.000	
									Arkansas	.193	51	166	11	32	3	0	0	8	7	31	2	2	0.000	
No.	INFELDERS (7)	B	T	Ht.	Wt.	Born	Birthplace	Residence	2010 Club(s)	AVG	G	AB	R	H	2B	3B	HR	RBI	BB	SO	SB	CS	SERVICE	
76	Amarista, Alexi	S	R	5-8	150	4/6/89	Barcelona, VZ	Barcelona, VZ	Cucamonga	.303	72	297	39	90	19	6	4	39	19	42	17	10	0.000	
									Arkansas	.282	48	191	25	55	2	1	1	20	13	15	4	1	0.000	
									Salt Lake	.400	15	65	13	26	6	3	0	9	1	4	4	2	0.000	
74	Jacobo, Gabo	R	R	6-3	200	4/14/87	Visalia, CA	Tulare, CA	Cucamonga	.296	133	541	82	160	26	7	22	107	24	94	6	9	0.000	
70	Melillo, Kevin	L	R	6-0	190	5/14/82	Orlando, FL	Charlotte, NC	Indianapolis	.276	98	352	54	97	24	5	10	41	44	53	9	5	0.005	
86	Navarro, Eren	L	L	6-0	200	5/14/86	Las Vegas, NV	Lynwood, CA	Arkansas	.287	128	453	46	121	24	2	6	50	31	47	6	4	0.000	
72	Perez, Darwin	S	R	5-10	160	7/27/89	Maracay, VZ	Maracay, VZ	Cucamonga	.282	97	326	60	92	6	7	2	36	32	76	15	8	0.000	
									Arkansas	.161	10	31	3	5	0	0	1	6	7	0	0	0	0.000	
									Salt Lake	.191	13	47	4	9	0	1	1	7	2	13	0	1	0.000	
79	Segura, Jean	R	R	5-11	160	3/17/90	San Juan, DR	San Juan, DR	Cedar Rapids	.313	130	515	89	161	24	12	10	79	45	72	50	10	0.000	
28	Velazquez, Gil	R	R	6-2	190	10/17/79	Los Angeles, CA	Las Vegas, NV	Pawtucket	.249	72	241	24	60	15	2	1	18	17	54	4	1	0.041	
No.	OUTFIELDERS (4)	B	T	Ht.	Wt.	Born	Birthplace	Residence	2010 Club(s)	AVG	G	AB	R	H	2B	3B	HR	RBI	BB	SO	SB	CS	SERVICE	
81	Auer, Tyson	R	R	6-0	190	10/24/85	Deland, FL	Orlando, FL	Cucamonga	.332	65	256	57	85	6	8	3	3	27	23	42	40	12	0.000
									Arkansas	.308	44	185	30	57	8	1	2	8	14	31	13	7	0.000	
									Salt Lake	.255	14	47	8	12	2	3	0	4	3	9	1	1	0.000	
83	Castillo, Angel	R	R	6-3	195	6/7/89	Caracas, VZ	Santa Lucia, Miranda, VZ	Cucamonga	.259	127	467	72	121	22	3	21	70	41	140	12	6	0.000	
90	Trout, Mike	R	R	6-1	200	8/7/91	Vineland, NJ	Mtville, NJ	Cedar Rapids	.362	81	312	76	113	19	7	6	39	46	52	45	9	0.000	
									Cucamonga	.306	50	196	30	60	9	2	4	19	27	33	11	6	0.000	
92	Witherspoon, Travis	R	R	6-2	190	4/16/89	Sumter, SC	Sumter, SC	Orem	.309	71	288	57	89	11	3	10	45	24	73	20	0	0.000	



HOW THE 2011 ANGELS WERE BUILT



AMATEUR FREE AGENT DRAFT (18)

Player	Draft	Phase	Round
Trevor Bell	2005	Regular	1st (37th overall)
Peter Bourjos	2005	Regular	10th
Bobby Cassevah	2004	Regular	34th
Hank Conger	2005	Regular	1st (25th overall)
Kevin Jepsen	2002	Regular	2nd
Howie Kendrick	2002	Regular	10th
Michael Kohn	2008	Regular	13th
Jeff Mathis	2001	Regular	1st (33rd overall)
Jeremy Moore	2005	Regular	6th
Chris Pettit	2006	Regular	19th
Andrew Romine	2007	Regular	5th
Freddy Sandoval	2004	Regular	8th
Mark Trumbo	2004	Regular	18th
Jordan Walden	2006	Regular	12th
Jered Weaver	2004	Regular	1st (12th overall)
Reggie Willits	2003	Regular	7th
Bobby Wilson	2002	Regular	48th
Brandon Wood	2003	Regular	1st (23rd overall)

SIGNED AS MAJOR LEAGUE FREE AGENT (7)

Player	Previous Organization	Date
Bobby Abreu	New York (AL)	Feb. 12, 2009
Scott Downs	Blue Jays	Dec. 10, 2010
Torii Hunter	Minnesota	Nov. 21, 2007
Kendrys Morales	None	Dec. 1, 2004
Joel Pineiro	St. Louis	Jan. 22, 2010
Fernando Rodney	Detroit	Dec. 24, 2009
Hisanori Takahashi	New York (NL)	Dec. 2, 2010

ABREU

SIGNED AS MINOR LEAGUE / NON-DRAFTED FREE AGENT (7)

Player	Previous Organization	Date
Erick Aybar	None	Feb. 4, 2002
Ysmael Carmona	None	Sept. 30, 2003
Anthony Ortega	None	Oct. 13, 2003
Matt Palmer	San Francisco	Jan. 10, 2009
Francisco Rodriguez	None	Dec. 26, 2005
Ervin Santana	None	Sept. 2, 2000
Rich Thompson	None	Feb. 13, 2002

ACQUIRED BY TRADE (7)

Player	From	Date	For
Jason Bulger	Arizona	Feb. 28, 2006	Alberto Callaspo
Alberto Callaspo	Kansas City	July 22, 2010	RHP Sean O'Sullivan & LHP Will Smith
Dan Haren	Arizona	July 25, 2010	LHP Joe Saunders RHP Raf. Rodriguez LHP Patrick Corbin LHP Tyler Skaggs
Maicer Izturis (with J. Rivera)	Washington	Nov. 19, 2004	OF Jose Guillen
Scott Kazmir	Tampa Bay	Aug. 28, 2009	INF Matt Sweeney, LHP Alex Torres & PTBNL (INF Sean Rodriguez)
Loek Van Mil	Minnesota (PTBNL)	Aug. 27, 2010	LHP Brian Fuentes
Vernon Wells	Toronto	Jan. 21, 2011	C Mike Napoli & OF Juan Rivera



2011 NUMERICAL ROSTER

Reporting to Spring Training - Numerical Roster

2	AYBAR, ERICK	INF	48	HUNTER, TORII	OF
3	WOOD, BRANDON	INF	49	MOORE, JEREMY	OF
4	GRIFFIN, ALFREDO	CCH	51	WALDEN, JORDAN	RHP
5	MATHIS, JEFF	C	52	CHATWOOD, TYLER ★	RHP
6	CALLASPO, ALBERTO	INF	53	ABREU, BOBBY	OF
7	HATCHER, MICKEY	CCH	54	SANTANA, ERVIN	RHP
8	MORALES, KENDRYS	INF	55	BRAUN, RYAN ★	RHP
9	PICCIOLLO, ROB	CCH	56	RODNEY, FERNANDO	RHP
10	WELLS, VERNON	OF	57	RICHARDS, GARRETT ★	RHP
12	EBEL, DINO	CCH	58	KOHN, MICHAEL	RHP
13	IZTURIS, MAICER	INF	59	VAN MIL, LOEK	RHP
14	SCIOSCIA, MIKE	MGR	60	GREGORIO, TOM	CCH
16	CONGER, HANK	C	61	SOLIZ, STEVE	CCH
17	BULGER, JASON	RHP	63	THOMPSON, RICH	RHP
18	ROMINE, ANDREW	INF	64	ORTEGA, ANTHONY	RHP
19	KAZMIR, SCOTT	LHP	65	JUNGE, ERIC ★	RHP
20	SANDOVAL, FREDDY	INF	68	CARMONA, YSMAEL	RHP
21	TAKAHASHI, HISANORI	LHP	69	RAMIREZ, CARLOS ★	C
22	BELL, TREVOR	RHP	70	MELILLO, KEVIN ★	INF
23	BUTCHER, MIKE	CCH	72	PEREZ, DARWIN ★	INF
24	HAREN, DAN	RHP	74	JACOBO, GABE ★	INF
25	BOURJOS, PETER	OF	76	AMARISTA, ALEXI ★	INF
28	VELAZQUEZ, GIL ★	INF	77	WILLITS, REGGIE	OF
31	TAYLOR, ANDREW ★	LHP	79	SEGURA, JEAN ★	INF
32	PALMER, MATT	RHP	81	AUER, TYSON ★	OF
33	PETTIT, CHRIS	OF	83	CASTILLO, ANGEL ★	OF
35	PINEIRO, JOEL	RHP	86	NAVARRO, EFREN ★	INF
36	WEAVER, JERED	RHP	87	MEYER, MATT ★	LHP
37	DOWNS, SCOTT	LHP	90	TROUT, MIKE ★	OF
38	CASSEVAH, BOBBY	RHP	91	BRASIER, RYAN ★	RHP
40	JEPSEN, KEVIN	RHP	92	WITHERSPOON, TRAVIS ★	OF
41	CHAFFEE, RYAN ★	RHP	94	JIMENEZ, JOSE ★	C
43	RECKLING, TREVOR ★	LHP	96	DE LOS SANTOS, ANEL ★	C
44	TRUMBO, MARK	INF	98	RICHARDSON, KEVIN ★	C
45	RODRIGUEZ, FRANCISCO	RHP	99	ROSARIO, ALBERTO ★	C
46	WILSON, BOBBY	C			
47	KENDRICK, HOWIE	INF			

★ Indicates Non-Roster Invitees (25)

PRONUNCIATIONS

Tyson AUER (like "hour")
 Bobby ABREU (ah-BRAY-you)
 Erick AYBAR (EYE-bar)
 Alexi AMARISTA (AH-mah-REE-stah)
 Peter BOURJOS (BORE-jus)
 Ryan BRASIER (BRAY-zhur)
 Jason BULGER (BULL-ger)
 Bobby CASSEVAH (Cass-eh-vuh)
 Ryan CHAFFEE (CHAY-fee)
 ANEL De Los Santos (UH-nell)
 Dino EBEL (EEE-bull)

Gabe JACOBO (Juh-co-bo)
 Eric JUNGE (like "young")
 Scott KAZMIR (KAZ-meer)
 Michael KOHN (like James Caan)
 MAICER (My-SAIR) IZTURIS (Iss-TUR-iss)
 Rob Picciollo (Peach-uh-low)
 JOEL (jo-EL) PINEIRO (pin-YAIR-oh)
 Andrew ROMINE (ROW-mine)
 JEAN (like "blue jean") SEGURA (Seg-ER-uh)
 HISANORI Takahashi (HEE-son-OR-ee)
 LOEK Van Mil (like "Luke")

IN-SEASON BIRTHDAYS (40-MAN)

March

Brandon Wood, 2nd
 Bobby Abreu, 11th
 Scott Downs, 17th
 Fernando Rodney, 18th
 Matt Palmer, 21st
 Jeff Mathis, 31st
 Peter Bourjos, 31st

April

Hisanori Takahashi, 2nd
 Bobby Wilson, 8th
 Alberto Callaspo, 19th
May
 Mike Butcher, 10th
 Reggie Willits, 30th
June
 Kendrys Morales, 20th
 Michael Kohn, 26th
 Jeremy Moore, 29th

July

Rich Thompson, 1st
 Torii Hunter, 18th
 Howie Kendrick, 12th
 Kevin Jepsen, 26th
August
 Chris Pettit, 15th
 Freddy Sandoval, 16th
 Anthony Ortega, 24th

September

Bobby Cassevah, 11th
 Maicer Izturis, 12th
 Loek Van Mil, 15th
 Dan Haren, 17th
 Joel Pineiro, 25th
October
 Jered Weaver, 4th
 Trevor Bell, 12th

MINOR LEAGUE SYSTEM



Angels prospect Mike Trout at the 2010 Futures Game at Angel Stadium.





MINOR LEAGUE INSTRUCTORS

Field Coordinator/Roving Hitting Coordinator	Todd Takayoshi
Roving Infield Coordinator	Jeff Pickler
Roving Pitching Coordinator	Kernan Ronan
Roving Outfield, Baserunning & Bunting Instructor	Bobby Mitchell
Roving Catching Coordinator	Orlando Mercado
Trainer's Coordinator	Geoff Hostetter
Special Assignment Catching Coordinator	Bill Lachemann

MINOR LEAGUE AFFILIATES

SALT LAKE BEES

CLASS AAA — PACIFIC COAST LEAGUE

SPRING MOBILE PARK

77 West 1300 South
Salt Lake City, UT 84115
(801) 350-6900
(801) 485-6818 FAX
www.slbees.com



President	Randy Rigby
Vice President/General Manager	Marc Amicone
Sr. Vice President of Communications	Linda Luchetti
Communications Coordinator	Hannah Lee
Manager	Keith Johnson
Pitching Coach	Erik Bennett
Coach	Jim Eppard
Trainer	Brian Reinker
Strength and Conditioning Coach	Joshua Fields
2010 Record:	73-71 overall (2nd place)

ARKANSAS TRAVELERS

CLASS AA — TEXAS LEAGUE

DICKEY-STEPHENS PARK

400 W. Broadway
No. Little Rock, AR 72114
(501) 664-1555
(501) 664-1834 FAX
www.travs.com



General Manager	Pete Laven
Director of Broadcasting/Media Relations	Phil Elson
Manager	Bill Mosiello
Pitching Coach	Brandon Emanuel
Coach	Francisco Matos
Trainer	Dan Nichols
Strength and Conditioning Coach	Seth Walsh
2010 Record:	.55-.85 overall; 26-44 in 1st half (4th place), 29-41 in 2nd half (4th place);

INLAND EMPIRE 66ERS

CLASS A — CALIFORNIA LEAGUE

ARROWHEAD CREDIT UNION PARK

280 South E. Street
San Bernardino, CA 92401
(909) 888-9922
(909) 481-5005 FAX
www.ie66ers.com



Owner/President	David G. Elmore
Co-Owner	Donna Tuttle
President of Arrowhead Credit Union Highway Marquee Division	David Oldham
Director of Broadcasting	Sam Farber
Manager	Tom Gamboa
Pitching Coach	Dan Ricabal
Coach	Damon Mashore
Trainer	Mike Metcalfe
2010 Record:	.50-.90 overall **; 26-44 in 1st half (4th place), 24-46 in 2nd half (5th place)

** 2010 Class A affiliate of the Los Angeles Dodgers



MINOR LEAGUE AFFILIATES



CEDAR RAPIDS KERNELS CLASS A — MIDWEST LEAGUE

PERFECT GAME FIELD AT VETERANS MEMORIAL STADIUM
950 Rockford Road S.W.
Cedar Rapids, IA 52404
(319) 363-3887
(319) 363-5631 FAX
www.kernels.com



President Gary Keoppel
General Manager Doug Nelson
Director of Communications Andrew Pantini
Director of Broadcasting John Rodgers
Manager Brent Del Chiaro
Pitching Coach Trevor Wilson
Coach Mike Eylward
Trainer Eric Munson
2010 Record: 82-56 overall; 43-25 in 1st half (1st place), 39-31 in 2nd half (2nd place); 1-2 in the playoffs

OREM OWLZ ADVANCED ROOKIE — PIONEER LEAGUE

HOME OF THE OWLZ
970 West University Parkway
Orem, UT 84058
(801) 377-BALL (2255)
(801) 377-2345 FAX
www.oremowlz.com



Owner Jeff Katofsky
General Manager Jason Badell
Asst. General Manager Brett Crane
Director of Media Relations/Broadcasting Matt Gittins
Manager Tom Kotchman
Pitching Coach Zeke Zimmerman
Coach Nathan Haynes
Trainer Michael Dart
2010 Record: 39-36 overall; 19-19 in 1st half (2nd), 20-17 in 2nd half (2nd place); 1-2 in the playoffs

ARIZONA ANGELS ROOKIE — ARIZONA LEAGUE

MINOR LEAGUE COMPLEX
2225 West Westcourt Way
Tempe, AZ 85282
(480) 858-7555
(480) 858-7550 FAX



Equipment/Operations Manager Eric Blum
Manager Ty Boykin
Pitching Coach Jim Gott
Coach Dick Schofield
Trainer Greg Spence
Assistant Equipment Manager/Video Editor Aaron Wiedeman
2010 Record: 24-31 overall (4th place)

SAN PEDRO DE MACORIS ANGELS ROOKIE — DOMINICAN SUMMER LEAGUE


ANGELS DOMINICAN COMPLEX
El Penon, San Pedro de Macoris, DR
(809) 591-1785



Manager Charlie Romero
Pitching Coach Santos Alcala
Coach Edgal Rodriguez
2010 Record: 37-28 overall (2nd place)

MINOR LEAGUE





TODD TAKAYOSHI FIELD COORDINATOR/ROVING HITTING COORDINATOR

Begins third season as the Angels' minor league field coordinator and fifth season as Angels' roving hitting coordinator...Served as roving catching instructor in 2006...Spent two previous seasons (2004-05) as hitting coach at Arkansas...Travelers'.281 batting average in 2005 tied for league-lead; club also led league in home runs (152) and fewest strikeouts (835)...Was hitting coach at Rancho Cucamonga in 2003 and Cedar Rapids in 2002...A two-time minor league batting champion, Angels signed him as a free agent left-handed hitting catcher, Jan. 10, 1993...Spent four seasons in Angels' farm system (1993-96), compiling .307 career average...Led Pioneer League in hitting (.358) in debut season at rookie Pocatella in 1993...Spent two seasons (1997-98) with Reno of independent Western League (player/coach in 1998)...Earned League MVP honors in 1997, hitting league-leading .407...Retired from baseball following 1998 and worked four years for Alaska Airlines...Attended University of Hawaii, where he played baseball (1988-91) and majored in sociology (minor in ethnic studies)...Batted .350 in 1991, earning All-Western Athletic Conference honors...Married (Saori) with three children (Taegan, Tommy and Taryn) and resides in Spanaway, WA.



JEFF PICKLER ROVING INFIELD COORDINATOR

Joins Angels' organization after a one-year stint as a professional scout for the San Diego Padres...Prior to the Padres, served as assistant coach at the University of Arizona (2009) and as the advance scout and consultant to the major league staff for the Arizona Diamondbacks (2006-08)...Attended the University of Tennessee, where he earned All-American honors as well as SEC Player of the Year in 1998...Was drafted in the 11th round of the 1998 first year player draft by the Milwaukee Brewers...Spent eight seasons in the minor leagues with three different organizations, Milwaukee (1998-2001), Texas (2002-04) and Colorado (2005)...Father, Scott, has been the head baseball coach at Orange County's Cypress College for the last 27 years...Grandfather, Irv, was an Anaheim City Councilman (1982-1994)...Full name is Jeff Blaine Pickler...Was born and raised in Orange County, CA.



KERNAN RONAN ROVING PITCHING COORDINATOR

Begins 23rd season in Angels' organization and fifth as Angels' roving pitching coordinator...Winner of 2009 Mara Forcey Award for Minor League Employee of the Year, given to member of staff for outstanding commitment and dedication...Spent 2005 and 2006 as pitching coach for single-A Cedar Rapids...Previously was pitching coach at double-A Arkansas (2004), rookie Provo (2002-03), single-A Rancho Cucamonga (2001), single-A Lake Elsinore (1998-2000), rookie Butte (1997), double-A Midland (1991-1996) and single-A Palm Springs (1989-90)...Before joining the Angels, he coached one season (1987) at South Mountain Community College...Played five seasons in Giants' organization (1981-1985) after being selected in 18th round of 1981 June amateur draft...Pitched two seasons (1980-81) at Northern Arizona University and two seasons (1978-79) at Glendale Community College...Also played quarterback for Glendale football team one season...Earned business degree from Arizona State University in 1989...Attended Brophy Prep School in Phoenix, AZ...Served as pitching coach for 2005 Surprise Scorpions in Arizona Fall League...Has also coached winter leagues in Dominican Republic, Venezuela and Mexico...Resides in Phoenix, AZ with wife Diane.



ORLANDO MERCADO ROVING CATCHING COORDINATOR

Begins 17th season in Angels' organization and first as roving catching coordinator...Spent previous eight seasons as Angels' bullpen coach...Served as Angels' bullpen catcher for three seasons (2000-02) before becoming bullpen coach...Spent five seasons as Angels' minor league coach, including two seasons with rookie-level Butte (1998-99), one at double-A Midland (1997) and two with rookie-level Mesa (1995-96)...Served as player-coach at triple-A Vancouver in 1994...As catcher, played professionally for 17 seasons with 12 different organizations, originally signing with Seattle as free agent, Jan. 6, 1978...Appeared in major leagues with eight different franchises: Seattle (1982-84), Texas (1986), Detroit (1987), Los Angeles (1987), Oakland (1988), Minnesota (1989), New York Mets (1990) and Montreal (1990)...Spent final four seasons of playing career in minor leagues with Mets (1991-92), Chicago Cubs (1993), Cleveland Indians (1993) and Angels (1994)...Made major league debut as 20-year-old for Mariners, Sept. 13, 1982...Collected first hit (grand slam off Steve Comer of Texas) in first major league start, Sept. 19...Also teamed with Edwin Nunez (age 19) that same night to form youngest battery in Mariners' history...Donated bat used for his first career hit to the MLB Hall of Fame in Cooperstown...Attended Dr. Trina Padilla de Sanz H.S. in Arecibo, PR...Led youth Mickey Mantle team to world championship...Assists Angels Community Relations with youth baseball clinics and other community events...His son Orlando Jr. is catcher in the Dodgers' organization (he played at double-A Mobile last season)...Full name is Orlando Mercado Rodriguez.



BOBBY MITCHELL ROVING OUTFIELD, BASERUNNING & BUNTING COORDINATOR

Begins ninth season in Angels' organization and first as roving outfield, baserunning and bunting coordinator...Spent previous five seasons as manager with the last three leading triple-A Salt Lake...Registered a 361-350 (.508) managerial record in five seasons...2010 Bees went 73-71 to finish with their 15th winning season in the 18-year franchise history...In first season at Salt Lake, led Bees to 84-60 mark and first place finish in Northern Division (team went 1-3 in first round of playoffs)...Bees had a record-setting 21-1 start to season and finished 23-2 in April...Began managerial career at single-A Rancho Cucamonga, leading Quakes to 63-77 mark in 2006 and 69-71 in 2007...Spent previous three seasons (2003-05) as Angels' roving outfield/baserunning/bunting instructor...Spent six seasons (1997-2002) in Red Sox organization as roving outfield/baserunning coach...Worked in same capacity for San Diego Padres in 1995-96 and Montreal Expos from 1992-94...Played four seasons in the major leagues with Los Angeles (1980-81) and Minnesota (1982-83), compiling a .243 lifetime batting average with 43 RBI in 202 major league games...Was a member of the 1981 World Champion Dodgers team...Set a San Antonio (double-A Texas League) franchise record with 49 stolen bases...Drafted by Los Angeles in seventh round of June 1977 draft...Played outfield at University of Southern California (1974-77), where he was member of 1974 NCAA Championship squad under legendary Trojan coach Rod Dedeaux...Played for U.S. National Team for three seasons (1974-76)...Married (Kim) with five children (Carrie, Ryan, Ian, Jordan and Myles) and resides in San Diego, CA.



BILL LACHEMANN SPECIAL ASSIGNMENT CATCHING COORDINATOR

Returns for 27th season in Angels' organization (since 1985) and ninth as Angels' Special Assignment Catching Coordinator...Spent two seasons as coach at Salt Lake (2001-02) and two seasons at Erie (1999-2000)...Managed rookie-level Butte for two seasons (1997-98), compiling 56-92 record...Served as bullpen coach for California Angels in 1995 and 1996, joining brother Marcel Lachemann's staff, Sept. 22, 1994...Bill has also guided Angels' affiliates in Mesa (1990-94), Palm Springs (1987-89) and Quad Cities (1985-86)...Led Palm Springs to first half title in 1988...Before joining Angels' organization, spent nine seasons as minor league coach with San Francisco (1976-84)...Coached at Great Falls (1976-81), Fresno (1982) and Clinton (1983-84)...Played six seasons (1955-61) in Dodgers organization...Graduated from College of Great Falls (MT) in 1971 with bachelor's degree in teaching...Earned All-City honors as catcher at Dorsey High in Los Angeles (CA), where he was teammate of Hall of Fame manager Sparky Anderson...Brothers Rene and Marcel both work in Rockies' organization: Marcel is Special Assistant to the General Manager and Rene is a minor league manager...Married (Darriel) with three children (Colleen, Bill and Tim)...Resides in Great Falls, MT...Full name is William Charles Lachemann.

ANGELS 2011 TOP 10 PROSPECTS BY BASEBALL AMERICA

- | | | |
|-----|------------------|-----|
| 1. | Mike Trout | OF |
| 2. | Tyler Chatwood | RHP |
| 3. | Jean Segura | 2B |
| 4. | Hank Conger | C |
| 5. | Jordan Walden | RHP |
| 6. | Kaleb Cowart | 3B |
| 7. | Garrett Richards | RHP |
| 8. | Fabio Martinez | RHP |
| 9. | Mark Trumbo | 1B |
| 10. | Cam Bedrosian | RHP |



TY BOYKIN ROOKIE LEVEL TEMPE

Member of Angels' organization as player or coach since 1991...Owns 466-532 (.467) managerial record in 10 seasons including a 134-89 (.601) mark as skipper of the ASL Angels... Compiled a 24-31 record, placing fourth in the Arizona Summer League in 2010...Named 2008 Arizona League Manager of the Year after leading rookie-level Angels to a 39-17 record (.696) and first place finish in the first half with a 21-7 mark (team lost the Championship Game at end of season)...Managed double-A Arkansas in 2006 after spending 2005 season at single-A Rancho Cucamonga (62-77)...Took leave of absence from Travelers, July 30, due to family illness, compiling 40-66 record prior to leave (Keith Johnson served as interim manager for remainder of season)...Boykin also managed Arkansas in 2003 (70-70) and 2004 (59-80)...Served as Travelers' hitting coach in 2002...In 2001, led Cedar Rapids to 60-77 record in first full season as manager (he first took over position, May 5, 2000, after manager Mitch Seoane left)...Led Kerns to 41-73 mark over remainder of 2000 season...Served as hitting coach for Cedar Rapids from 1998-2000...Spent 1997 season as hitting coach at single-A Lake Elsinore after retiring as player following 1996...Was player-coach in final playing season at double-A Midland in 1996...Played outfield for six seasons (1991-96) in Angels' organization, reaching double-A level...Owns .255 (440/1,726) career batting average with 34 home runs and 240 RBI in 513 games...Signed with Angels as free agent in May 1991 (he was signed by Tom Kotchman)...Attended Jacksonville (FL) University from 1986-91...Graduated from Brookland-Casey High School in Casey, SC, in 1986...Married (Sharon) with two sons (Tyrone Jr. and Aaron)...Born April 25, 1968, he resides in Phoenix, AZ...Full name is Tyrone Anthony Boykin.

BOYKIN'S MANAGERIAL RECORD

Year	Club	League	Won	Lost	Pct.	Finish
2000	Cedar Rapids	Midwest	41	73	.360	8th/7th
2001	Cedar Rapids	Midwest	60	77	.438	5th/4th
2003	Arkansas	Texas	70	70	.500	3rd/3rd
2004	Arkansas	Texas	59	80	.424	4th/4th
2005	Rancho Cucamonga	California	62	77	.446	4th/3rd
2006	Arkansas	Texas	40	66	.377	4th/3rd [^]
2007	Tempe	Arizona	33	23	.589	2nd/4th
2008	Tempe	Arizona	39	17	.696	1st/3rd [*]
2009	Tempe	Arizona	38	18	.679	2nd/T1st#
2010	Tempe	Arizona	24	31	.436	4th
TOTALS (10 seasons)			466	532	.467	

*Reached playoffs

[^]Took leave of absence for final 32 games



BRENT DEL CHIARO SINGLE-A CEDAR RAPIDS

Brenton Del Chiaro enters his first season as manager of the Kernels after spending the last two seasons as the club's hitting coach and third base coach...Originally drafted by the Angels in the 41st round of the 2001 draft, Del Chiaro played for seven seasons in the Angels' minor league organization...In 2007, he played five games for the Salt Lake Bees before being promoted to the Majors as the Angels' bullpen catcher...Prior to joining the Kernels in 2009, he served on Tom Kotchman's coaching staff in Orem for the 2008 season...Played high school baseball at De La Salle in Concord, CA and collegiately at the University of Kansas...Full name is Brenton Michael Del Chiaro...Resides in Phoenix, AZ.



KEITH JOHNSON TRIPLE-A SALT LAKE

Keith Johnson begins his eighth season in the Angels' organization and first as manager at Salt Lake after spending the previous two seasons as manager at Rancho Cucamonga...In four seasons as a manager, Johnson owns a 222-228 record...Compiled a 78-62 record in 2010 earning Quakes a wild card playoff berth as Southern Division Champions...In postseason play, the Quakes won five of six games to advance to the Cal League Championship Series where they lost in the fifth game of a five game series to the San Jose Giants...Posted a 139-141 record in two seasons at Rancho Cucamonga...Spent 2008 season at single-A Cedar Rapids, where he led Kernels, who reached playoffs as wild card winner in second half, to 72-66 overall mark and a sweep in the Western Division Semifinals (team lost in Division Finals series)...He spent the previous two seasons (2006-07) as hitting coach at double-A Arkansas...In 2006, Travelers led all double-A baseball with 158 home runs...Took over as Arkansas' interim manager for final 32 games of 2006 season (after Tyrone Boykin took leave of absence)...Travelers posted 11-21 record under Johnson during final month of season...Spent 2005 as batting coach for Pioneer League champion Orem Owlz...Was hitting coach for Mesa Angels in rookie Arizona League in 2004...Played professionally for 11 seasons as infielder with Los Angeles Dodgers (1993-98, 2001), Arizona Diamondbacks (1999) and Anaheim Angels (2000, 2002-03)...Batted .262 with 125 home runs and 640 RBI in 1,340 minor league games...Appeared for Angels in six games in 2000, batting .500 (2/4) with two runs scored...Made major league debut, April 17, 2000 versus Toronto as pinch-runner and defensive replacement...Was originally drafted by Los Angeles Dodgers in fourth round of 1992 free agent draft and signed June 4, 1992...Retired as player after 2003 season...Attended University of Pacific in Stockton, CA, where he majored in sports medicine and played three seasons (1990-92) for the UOP baseball team...Prepped at Hanford (CA) High where he played baseball (infielder), basketball (guard) and football (quarterback) and graduated in 1992...Resides in Park City, UT, with wife Malena, and four children Maya, Korey, Jeremy and Kodee.

JOHNSON'S MANAGERIAL RECORD

Year	Club	League	Won	Lost	Pct.	Finish
2006	Arkansas	Texas	11	21	.344	3rd [^]
2008	Cedar Rapids	Midwest	72	66	.522	5th/2nd*
2009	Cucamonga	California	61	79	.436	4th/T3rd
2010	Cucamonga	California	78	62	.436	2nd/1st
TOTALS (4 seasons)			222	228	.493	

*Reached playoffs

[^]Interim Manager



TOM KOTCHMAN ROOKIE LEVEL OREM

Tom Kotchman owns the longest tenure of any Angels' manager in farm system, beginning his 28th season with club and 33rd overall in professional baseball...In 2009, Kotchman was named Pioneer League Manager of the Year and was also the first winner of "Preston Gomez Minor League Manager of the Year Award" for demonstrating a standard of excellence...Owns 1,622-1,353 (.545) overall managerial record in 32 seasons, including 1,394-1,038 (.573) in Angels' organization (27 seasons)...Has led his rookie-level teams (Provo/Orem) to Pioneer League playoffs for 10 straight seasons (2001-10)...Begins seventh season at Orem, leading Angels' rookie affiliate to six straight

playoff appearances and four Pioneer League Championships in seven seasons (Orem in 2005, 2007, 2009 and Provo in 2004)...Owlz finished 39-36 (.520) this past season...2009 Owlz led the league in both hitting (.297) and pitching (3.84) to capture Pioneer League Championship...2008 Owlz finished 52-23 (.693) overall (third best record in club history), including a franchise-best 15-game win streak to win South Division title (2-1) before losing in Championship round (1-2)...Captured 1,500th career victory with 5-3 win over Ogden, June 27...Took leave of absence due to family illness (Aug. 21), missing final 15 games of regular season and playoffs...Owlz finished 37-39 in 2007, including 20-18 in the second half to finish second and earn a playoff wild card berth (18-21, 3rd place in first half)...Orem went a perfect 4-0 in playoffs to capture third Pioneer League championship in four years...In 2006, led Owlz to 45-31 record, winning both halves of Pioneer League slate but losing in South Division playoffs...The 2005 Owlz went 38-38 and captured fifth straight Southern Division title...Provo won a fourth-straight South Division title with 44-32 overall record in 2004...Was named Pioneer League Manager of Year in 2004...Guided Provo to a 54-22 record in 2003, tying Pioneer League record for most wins, and a third straight South Division title...Was named 2003 All-Pioneer League honorable mention manager...In 2002, led Angels to 38-38 record and second-straight post-season appearance...Provo won South Division title (2-0) before losing in Pioneer League Championships (1-2)...In 2001, he guided Provo to 53-23 record (2-2 in playoffs) and the Pioneer League South Division Championship...Spent 11 previous seasons at Angels' single-A Boise (1990-2000), guiding Hawks to four Northwest League championships, including unprecedented three straight (1991, 1993-95), and seven playoff appearances (also won Division crown in 1990, 1997-98 and 2000)...Boise finished in first place tie with 41-35 record in 2000 as he posted 500th Northwest League victory, Sept. 4...Named Northwest League Manager of Year once (1992)...Spent three seasons (1987-89) as manager of triple-A Edmonton, posting 202-223 record...Named California League Manager of Year in 1986 with Palm Springs and in 1984 with Redwood...Has also managed in Boston and Detroit organizations, winning Manager of Year with rookie-level Bristol in 1980...Has managed major leaguers Roger Clemens, Devon White, Mark McLemore, Dante Bichette, Garret Anderson and Troy Percival...Attended Chipola (FL) Junior College (1973-74) and Georgia Southern (1976)...Played professionally in Cincinnati organization for two years (1977-78)...Inducted into Seminole (FL) High School's Basketball and Baseball Hall of Fames...Also works as free agent area scout for Angels in Florida during off-season...Inducted into Professional Baseball Scouts Hall of Fame, July 12, 2008, at inaugural induction ceremony at Fort Myers Miracle...Married (Susan) with two children (son Casey and daughter Christal)...First basemen Casey was Angels' first round draft pick in 2001 and is currently a member of Seattle Mariners...Resides in Seminole, FL.

KOTCHMAN'S MANAGERIAL RECORD

Year	Club	League	Won	Lost	Pct.	Finish
1979	Auburn	New York Penn	22	45	.328	5th
1980	Bristol	Appalachian	36	33	.522	2nd
1981	Macon	So. Atlantic	62	79	.440	3rd/5th
1982	Winter Haven	Florida St.	59	74	.444	5th/5th
1983	Winter Haven	Florida St.	49	84	.368	5th/5th
1984	Redwood	California	91	48	.655	2nd/1st*
1985	Redwood	California	70	76	.479	4th/2nd
1986	Palm Springs	California	87	55	.613	1st/2nd
1987	Edmonton	Pacific Coast	69	74	.483	4th/4th
1988	Edmonton	Pacific Coast	68	73	.483	5th/4th
1989	Edmonton	Pacific Coast	65	76	.461	4th/4th
1990	Boise	Northwest	53	23	.697	1st*
1991	Boise	Northwest	50	26	.658	1st#
1992	Boise	Northwest	40	36	.526	2nd
1993	Boise	Northwest	43	35	.551	1st#
1994	Boise	Northwest	44	32	.579	1st#
1995	Boise	Northwest	48	27	.640	1st#
1996	Boise	Northwest	43	33	.566	2nd
1997	Boise	Northwest	51	25	.671	1st*
1998	Boise	Northwest	47	29	.618	1st-T*
1999	Boise	Northwest	43	33	.566	2nd
2000	Boise	Northwest	41	35	.539	1st-T
2001	Provo	Pioneer	53	23	.697	1st/1st*
2002	Provo	Pioneer	38	38	.500	1st/2nd*
2003	Provo	Pioneer	54	22	.711	1st/1st*
2004	Provo	Pioneer	44	32	.579	1st/1st#
2005	Orem	Pioneer	38	38	.500	3rd/1st#
2006	Orem	Pioneer	45	31	.592	1st/1st*
2007	Orem	Pioneer	37	39	.487	3rd/2nd#
2008	Orem	Pioneer	42	18	.700	1st/1st*^
2009	Orem	Pioneer	51	25	.671	3rd/1st#
2010	Orem	Pioneer	39	36	.520	2nd/2nd*
TOTALS (32 seasons)			1622	1353	.545	

*Reached playoffs

#Won League Title

^Took leave of absence for final 15 games



TOM GAMBOA SINGLE-A INLAND EMPIRE

Returns to the Angels' organization as manager at Inland Empire after spending previous five seasons in the Padres organization as minor league field coordinator (2008-09) and defensive coordinator/staff development (2006-07)...Prior to serving with the Padres, Gamboa spent one season in the Angels' organization, managing the Arkansas Travelers to a 71-68 record and the Texas League Eastern Division Championship...Managed eight current Angels at Arkansas (Erick Aybar, Alberto Callaspo, Howie Kendrick, Kendry Morales, Mike Napoli, Ervin Santana, Jered Weaver and Reggie Willits) Owns a 465-387 (.546) managerial record in seven seasons and has led his teams to league or division titles in five of seven seasons...Prior to stint at Arkansas, spent 2001-03 as a coach with the Kansas City Royals...Served as Royals' bullpen coach in 2001 and 2003 and first base coach in 2002...Spent 2000 season as manager of Albuquerque (Dodgers' triple-A affiliate), leading Dukes to 86-58 record and Central Division title...Was third base coach for Chicago Cubs in 1998-99 after serving three seasons (1995-97) as Cubs' minor league field coordinator...Also spent four seasons (1991-94) as San Diego's Director of Minor League Instruction...Began professional career as scout for Baltimore from 1973-75...Spent next two seasons (1976-77) as scout for Major League Baseball Scouting Bureau...Served as both minor league hitting instructor and scouting supervisor in Milwaukee organization from 1978-82...Began managerial career with Brewers in 1983, guiding rookie-level Paintsville to 47-25 record and Appalachian League title...Moved up to single-A Beloit in 1984, capturing Division crown with 86-53 mark and earning Manager of the Year honors...Managed single-A Stockton in 1985, posting 82-63 record and winning North Division title (before losing in California League championships)...Joined Detroit in 1986 as Western States Scouting Director and then served as manager of rookie level Bristol (35-34)...Was minor league field coordinator for three seasons (1987-90)...Managed Detroit's triple-A affiliate in Toledo in 1990 before joining San Diego in 1991...Was a player/manager (outfielder) for two seasons (1971-72) in Canadian Baseball League for Stratford, Ontario club and was two-time All-Star...Three year letterman at UC Santa Barbara, earning All-Conference honors in 1969 and 1970...Earned a bachelor's degree in history (with a minor in coaching) in 1971...In 2004, managed Hermosillo in Mexican Winter League...Spent seven winter league seasons managing Mayaguez in Puerto Rico, reaching finals in six seasons and winning three championships...Named Manager of the Year following 1995-96 and 1996-97 seasons...Also managed six Puerto Rican All-Star games...Inducted into Association of Major League Legends of Latin America in 2002 (only non-Latin individual to be inducted into association)...Was victim of on-field attack by two fans while coaching first base in top of ninth inning of Royals' 2-1 win at White Sox' Comerkey Park (Sept. 19, 2002)...Native of Los Angeles, CA who attended Notre Dame HS in Sherman Oaks, CA...Has five children (Brett, Kristin, Jamie, Becky and Shannon)...Full name is Thomas Gamboa.

GAMBOA'S MANAGERIAL RECORD

Year	Club	League	Won	Lost	Pct.	Finish
1983	Paintsville	Appalachian	47	25	.653	1st
1984	Beloit	Midwest	86	53	.619	1st*
1985	Stockton	California	82	63	.566	2nd/1st*
1986	Bristol	Appalachian	35	34	.607	3rd
1990	Toledo	International	58	86	.403	4th
2000	Albuquerque	Pacific Coast	86	58	.597	1st*
2005	Arkansas	Texas	71	68	.511	1st*#

TOTALS (7 seasons)

*Reached playoffs

#Won League Title




BILL MOSIELLO DOUBLE-A ARKANSAS

Bill Mosiello begins his third season in Angels' organization and first as manager at double-A Arkansas...Led Kernels to 82-56 overall mark and fourth-straight postseason appearance in 2010...Kernels reached 80 wins for just the ninth time in the 120+ year history of professional baseball in Cedar Rapids...Kernels went 43-25 in the first half (1st place) and 39-31 in the second half (3rd place)...Owns 17 years of collegiate coaching experience and five seasons of professional coaching or managerial experience...Spent previous two seasons before joining the Angels' organization in collegiate ranks, serving as hitting coach at Auburn University in 2008 and hitting coach at University of Southern California in 2007 (under former Angel catcher Chad Kreuter)...Prior to USC, he spent four years (2003-2006) in Yankees' organization, first as hitting coach and infield instructor for double-A Trenton Thunder in 2003...Began 2004 season as hitting coach at single-A Battle Creek Yankees but was promoted to manager on May 11th and led Yanks to 58-50 record... Spent next two seasons (2005-06) as manager of single-A Charleston, where he led 2005 River Dogs to franchise-record 80 wins and playoff berth for first time since 1988...Was chosen as Manager for Southern Division team in 2005 South Atlantic League All-Star Game...Began his collegiate coaching career in at Cerritos (CA) Junior College, where he posted a 163-34 record in four seasons (1987-90), won four South Coast Conference titles and two state JC championships...Served as assistant coach at Cal State Fullerton (1991-92), University of Tennessee (1993-94), University of Mississippi (1995, pitching coach), University of Oklahoma (1996-2000) and Arizona State (2001)...Managed in Alaska Summer League from 1990-92 and was named Manager of the Year twice (1990-91)...Also named Manager of the Year in Cape Cod League in 1998...Graduated from Fresno State University in 1986...Married (wife's name is Janelle) with three sons (Shane, Gehrig and Helton) and resides in Denver, CO.

MOSIELLO'S MANAGERIAL RECORD

Year	Club	League	Won	Lost	Pct.	Finish
2004	Battle Creek	Midwest League	58	50	.537	4th
2005	Charleston	South Atlantic	80	58	.580	2nd*
2006	Charleston	South Atlantic	78	62	.557	3rd
2009	Cedar Rapids	Midwest League	78	60	.565	2nd*
2010	Cedar Rapids	Midwest League	82	56	.594	2nd
TOTALS (5 seasons)			376	286	.568	

*Reached playoffs



CHARLIE ROMERO DOMINICAN SUMMER LEAGUE/BASEBALL ACADEMY

Begins 24th season in Angels' organization as player, coach and manager...Also runs the Angels' Dominican Baseball Academy...Named 2010 recipient of the Preston Gomez Minor League Manager of the Year Award...Owns career managerial record of 524-367 (.588) in 13 seasons as manager of Angels' San Pedro de Macoris club in Dominican Summer League...Managed his 2010 club to a 37-28 record, good for second place...Led 2008 DSL Angels to first place tie with 47-24 mark and two-game sweep of first round of playoffs (lost two of three in Semifinal Round)...Led 2007 DSL Angels to the 2007 East Division title and 49-21 record overall (highest win total for any Angels' DSL team)...Angels also captured the 2005 East Division title with a 44-26 mark...Was named the 2005 DSL Manager of the Year...Has served as hitting coach for Angels' minor leaguers at various levels: rookie-level Mesa (1991-93), single-A Cedar Rapids (1994, 1996), rookie level Butte (1997) and rookie-level Boise (1998)...The 1994 Cedar Rapids kernels captured the Midwest League championship...Played professionally as switch-hitting centerfielder for six seasons...Originally signed by the Toronto Blue Jays in 1985...Played three seasons (1985-87) in Blue Jays' organization before signing with the Angels as free agent, Nov. 6, 1987...Spent three seasons (1988-90) in Angels' organization, playing at single-A Quad Cities and Palm Springs...Also has extensive coaching experience in winter baseball, serving as third base coach or bench coach for Azucareros and Estrellas of the Dominican League...Competed as sprinter on Dominican Olympic track Qualifying team in 1985...Has two children (Charlie and Charleen) and resides in La Romana, Dominican Republic.

ROMERO'S MANAGERIAL RECORD

Year	Club	League	Won	Lost	Pct.	Finish
1995	Angels DSL	Dominican Summer	31	39	.443	N/A
1999	Angels DSL	Dominican Summer	41	25	.621	3rd
2000	Angels DSL	Dominican Summer	37	34	.521	6th
2001	Angels DSL	Dominican Summer	45	25	.643	2nd
2002	Angels DSL	Dominican Summer	39	33	.629	3rd
2003	Angels DSL	Dominican Summer	34	30	.531	3rd
2004	Angels DSL	Dominican Summer	45	26	.479	2nd
2005	Angels DSL	Dominican Summer	44	26	.634	1st*
2006	Angels DSL	Dominican Summer	47	20	.701	2nd
2007	Angels DSL	Dominican Summer	49	21	.700	2nd*
2008	Angels DSL	Dominican Summer	47	24	.662	1stT*
2009	Angels DSL	Dominican Summer	28	36	.438	4th
2010	Angels DSL	Dominican Summer	37	28	.569	2nd
TOTALS (13 seasons)			524	367	.588	


*Reached playoffs



Santos Alcala
Dominican
Pitching Coach



Miguel Arias
Dominican
Trainer




Erik Bennett
Salt Lake
Pitching Coach



Eric Blum
Minors Equipment/
Admin. Manager, Tempe




Mike Dart
Orem Trainer




Brandon Emanuel
Arkansas
Pitching Coach



Jim Eppard
Salt Lake
Hitting Coach



Mike Eylward
Cedar Rapids
Hitting Coach



Josh Fields
Strength and
Conditioning, Salt Lake




Jim Gott
Tempe
Hitting Coach



Nathan Haynes
Orem Hitting Coach



Geoff Hostetter
Trainer's Coordinator




Greg Spence
Tempe Trainer



Damon Mashore
Inland Empire
Hitting Coach



Francisco Matos
Arkansas Hitting Coach




Mike Metcalfe
Inland Empire
Trainer

MINOR LEAGUE STAFF



Eric Munson
Cedar Rapids
Trainer



Dan Nichols
Arkansas Trainer



Brian Rinker
Salt Lake Trainer



Dan Ricabal
Inland Empire Pitching
Coach



Edgal Rodriguez
Dominican
Hitting Coach



Dick Schofield
Tempe Hitting Coach




Aaron Wiedeman
Asst. Minor League Equip.
MGR/Video Editor, Tempe



Seth Walsh
Strength and
Conditioning, Arkansas



Trevor Wilson
Cedar Rapids
Pitching Coach



Zeke Zimmerman
Orem Pitching Coach

MINOR LEAGUE

ANGELS' MINOR LEAGUE AFFILIATE HISTORY

Triple-A	Double-A	High-A	Low-A	Advanced Rookie	Rookie
Salt Lake, 2001-Edmonton, 1999-2000	Arkansas, 2001-Erie, 1999-2000	Inland Empire, 2011-R. Cucamonga, 2001-10	Cedar Rapids, 1993-Quad Cities, 1985-92	Orem, 2005-Provo, 2001-2004	AZL Angels, 2001-DSL Angels, 1998-
Vancouver, 1993-98	Midland, 1985-1998	Lake Elsinore, 1994-2000	Palm Springs, 1985-89	Butte, 1997-2000	AZL Angels, 1989-96
Edmonton, 1983-92	Waterbury, 1984	Palm Springs, 1990-93	Redwood, 1981-85		Idaho Falls, 1967-81
Spokane, 1982	Nashua, 1983		Peoria, 1983-84		
Salt Lake, 1971-81	Holyoke, 1981-82		Danville, 1982		
Hawaii, 1969-70	El Paso, 1973-80		Salinas, 1973-80		
Seattle, 1965-68	Shreveport, 1971-72		Quad Cities, 1963-78		
Hawaii, 1963-64	El Paso, 1965-70		Stockton, 1972		
Dallas-FW, 1961-62	Reynosa, 1963-65		San Jose, 1963-69		
	Nashville, 1963		Tri-City, 1963-64		



The Angels' farm system concluded the 2010 season with a 388-369 (.513) record overall and a 9-8 mark in the playoffs. The Angels, who topped the .500 mark for the fifth consecutive season, had three affiliates qualify for postseason play: The Rancho Cucamonga Quakes captured the California League South Division Championship, but lost in the Cal League Championship Series while both the Cedar Rapids kernels and the Orem Owlz were eliminated in the first round of their respective postseasons.

SALT LAKE BEES (73-71): The Salt Lake Bees, led by manager **Bobby Mitchell** (in his third season at Salt Lake), finished with a 73-71 record for a second place finish (1.5 GB) in the Pacific North Division of the Pacific Coast League. The Bees finished with their sixth consecutive winning season and their 15th winning season in the 17-year franchise history. Salt Lake had a club record 65 different players on their roster and placed 17 different players on the disabled list. The Bees hit .282 overall as a team (ranking fifth in the league) and had a 5.19 team ERA (12th in the PCL).

OF Peter Bourjos had a stellar July (.438 BA, 37 runs scored) and finished the season as the Topps PCL Player of the Year and PCL Rookie of the Year. **Bourjos**, who was also named to the 2010 All PCL Team, led the PCL with 12 triples and led the Bees with 27 stolen bases (4th in PCL).

INF Mark Trumbo was recognized as Angels' Organization Player of the Year after an All-Star season in which he led all of the minor leagues in home runs (36) and was named to the 2010 All Pacific Coast League Team. **Trumbo** finished the season leading the PCL in home runs , runs (103), total bases (307) and placed second in RBI (122).

ARKANSAS TRAVELERS (55-85): The Arkansas Travelers, managed by **Bobby Magallanes**, compiled a 55-85 overall record, including 26-44 (4th place) in the first half and 29-41 in the second half (4th place). Following the conclusion of the 2010 season, Arkansas announced a two-year extension to remain an Angels affiliate through 2012. The Travelers batted .248 as a team, placing seventh in their eight-team league while placing last in the Texas League with a 4.82 team ERA.

OF Jeremy Moore led the Travs in five offensive categories: average (.303), hits (138), RBI (61), stolen bases (24) and total bases (211) and finished in the Texas League top 10 in each category.

INF Andrew Romine was named to the Texas League Midseason and Postseason All-Star Team after leading all shortstops with a .972 fielding percentage. **Romine** batted .282 with three home runs, 15 doubles, four triples and 34 runs batted in.

RHP Ryan Brasier pitched in a career-high 28 games, matching **RHP Tim Kiely** with a club-high seven wins. **Brasier's** highlight victory of the season came when he tossed his first career no-hitter, April 29 vs. Tulsa (9 IP, 2 BB, 3 SO, 111 P/75 S) in just his 18th career start. The no-hitter was the first ever thrown at Dickey-Stephens Park and the first in the Texas League since 2002. **Brasier** took home Texas League Pitcher of the Week honors that week and teammates **Tyler Chatwood** (July 12-19) and **Jeremy Berg** (Aug. 9-16) followed suit later in the season.

RHP Jordan Walden was selected to the Texas League Midseason All-Star Team after a first half in which he posted five saves and a 3.73 ERA with 32 strikeouts in 31.1 innings.

RANCHO CUCAMONGA QUAKES (78-62, 7-4 in playoffs): The Rancho Cucamonga Quakes, led by manager **Keith Johnson**, finished with a 78-62 overall record, going 39-31 in the first half and 39-31 in the second half to win the Southern Division of the California League. In postseason play, the Quakes won five of six games to advance to the Cal League Championship Series where they lost in the fifth game of a five game series to the San Jose Giants. The Quakes placed third in the Cal League with a .278 team average and posted a 4.26 ERA, the second best mark in the league.

1B Gabriel Jacobo was recognized as the Angels Organization Defensive Player of the Year after posting a .997 fielding percentage, committing just two errors in 118 games (1,151 total chances). In addition to his stellar defense, the first baseman also led the Quakes in nearly every major offensive category, batting .296 with 26 doubles, seven triples, 22 home runs and 107 RBI. **Jacobo** finished in the Cal League top 10 in hits, triples, home runs and RBI.

RHP Tyler Chatwood was named Angels Organization Pitcher of the Year after he finished the season with a combined 13-9 record with one shutout and a 2.84 ERA (155.1 IP - 49 ER) in 27 games (26 starts) between Rancho Cucamonga, Arkansas and Salt Lake. At Rancho, **Chatwood** compiled an 8-3 record, leading the Quakes in wins while posting a 1.77 ERA (81.1 IP - 16 ER) in 14 games, 13 starts.

INF Alexi Amarista earned Angels' Defensive Player of the Month honors in April, May and June and was selected to the California League Midseason All-Star Team.

CEDAR RAPIDS KERNELS (82-56, 1-2 in playoffs): The Cedar Rapids Kernels, managed by **Bill Mosiello**, finished the season with an 82-56 overall record; reaching 80 wins for just the ninth time in the 120+ year history of professional baseball in Cedar Rapids. The Kernels went 43-25 in the first half (1st place) and 39-31 in the second half (3rd place). In postseason play, the Kernels lost 2-1 to the Clinton Lumberkings in the Midwest League Western Division semifinals. Cedar Rapids led the league in hitting (.278) and placed fourth in pitching (3.83 ERA).

OF Mike Trout batted .362 (113/312), earning the Midwest League batting crown and propelling him to league MVP and Prospect of the Year honors. Following the season, **Trout** was named the 2010 recipient of the J.G. Taylor Spink Award as Topps Minor League Player of the Year. At the time of his promotion to Rancho Cucamonga, the Midwest League All-Star led the MWL in five categories: average (.362), stolen bases (45), hits (113), runs scored (76) and on base percentage (.454).

RHP Fabio Martinez Mesa compiled a 7-3 record with a 3.92 ERA (103.1 IP – 45 ER) while striking out a team-leading 141 batters (third in MWL). **Martinez** was named the 14th best prospect in the Midwest League by *Baseball America*.

OREM OWLZ (39-36, 1-2 in playoffs): The Orem Owlz, led by manager **Tom Kotchman**, compiled a 39-36 record, including 19-19 in the first half (2nd place) and a 20-17 record (2nd place) in the second half. In postseason play, the Owlz lost to the Ogden Raptors, 2-1 in the Pioneer League South Division Series. The Owlz led the Pioneer league clubbing 81 home runs and placed second with 454 runs scored. Orem finished the season fourth in pitching (4.50 ERA) and tied for fourth in batting (.275).

OF Andrew Heid led the Owlz batting .362 (104/287) while connecting for nine home runs and 34 RBI. **Heid** led the Pioneer league with 104 hits while placing third in average and second in on-base percentage (.435).

RHP Daniel Tillman compiled a 2-2 record while leading the Owlz with 10 saves and a 1.95 ERA (32.1 IP – 7 ER) in 22 appearances. **Tillman's** 10 saves were tied for second most in the Pioneer League. Seven of his 10 saves came in the month of July, when **Tillman** tossed 10.1 scoreless innings and was named the Angels' Organizational Pitcher of the Month.

ARIZONA ANGELS (24-31): The Arizona League Angels, managed by **Ty Boykin**, finished the season with a 24-31 record for fourth place in the East division. The Angels offense placed 10th in the 12-team league with a .238 team average while their pitching corps placed sixth in the league with a 4.02 ERA.

INF Jared Yakubik led the Angels batting .307 with 22 RBI and tied for the team lead with 26 runs scored.

2B Taylor Lindsey led the club in hits (55) and doubles (12) while tying for the team-lead with 26 runs in his first professional season.

Catcher Jean Carlos "J.C." Rodriguez tied for the Pioneer League lead with seven home runs, despite playing in only 33 games.

RHP Suammy Baez posted a 4-4 record with a 2.68 ERA (74 IP – 22 ER) in 13 starts, leading the club in victories and strikeouts (70).

DOMINICAN ANGELS (37-28): The Dominican Angels, under long-time manager **Charlie Romero**, compiled a 37-28 record and finished second (5 GB) in the San Pedro de Macoris Division. The Angels, who finished 11th in the 33-team league in pitching with a 2.91 team ERA, placed 32nd with a .212 team batting average.

RHP Gabriel Perez (5-4, 2.85 ERA) led the Angels in wins while **LHP Eswarlin Jimenez** (4-5, 2.50 ERA) paced the club in innings pitched (82.2), strikeouts (85) and starts (13). **RHP Edward Santos** (1-2, 2.08 ERA) had a team-best seven saves.

OF Waskal Adams led the club in hits (53), triples (5) and home runs (3) while tying for the lead in doubles (11).

3B Raul Linares played in a team-high 59 games, leading the club in stolen bases (23) and runs scored (40).



2010 MINOR LEAGUE AWARDS & HONORS

ANGELS ORGANIZATIONAL PLAYERS OF THE YEAR

Minor League Player of the Year INF MARK TRUMBO
Minor League Pitcher of the Year RHP TYLER CHATWOOD
Minor League Defensive Player of the Year INF GABRIEL JACOBO

MONTHLY ORGANIZATION HONORS

APRIL

Player of the Month OF MIKE TROUT (.372, 2 2B, 3 3B, 12 R, 12 SB, 9 RBI)
Pitcher of the Month LHP ROBERT FISH (2-0, 0.00, 4 BB, 21 SO, 11.2 IP)
Defensive Player of the Month. INF ALEXI AMARISTA (1.000, 0 E, 91 TC, 14 DP)

MAY

Player of the Month INF ROBERTO LOPEZ (.333, 11 2B, 4 HR, 23 R, 27 RBI)
Pitcher of the Month RHP ORANGEL ARENAS (4-0, 0.69, 10 BB, 19 SO, 31 IP)
Defensive Player of the Month. INF ALEXI AMARISTA (1.000, 0 E, 137 TC, 26 DP)

JUNE

Player of the Month OF MIKE TROUT (.372, 8 2B, 24 R, 10 RBI, 12 SB)
Pitcher of the Month LHP STEPHEN LOCKE (3-1, 1.55, 5 BB, 20 SO, 29 IP)
Defensive Player of the Month. INF ALEXI AMARISTA (.991, 1 E, 116 TC, 11 DP)

JULY

Player of the Month OF PETER BOURJOS (.438, 8 2B, 5 3B, 6 HR, 37 R, 23 RBI)
Pitcher of the Month RHP DANIEL TILLMAN (1-0, 0.00, 7 SV, 1 BB, 19 SO, 10.1 IP)
Defensive Player of the Month. INF GABRIEL JACOBO (1.000, 247 TC, 0 E)

AUGUST

Player of the Month INF MARK TRUMBO (.325, 8 2B, 9 HR, 30 R, 28 RBI)
Pitcher of the Month RHP MATTHEW OYE (0-1, 0.51, 6 BB, 17 SO, 17.2 IP)
Defensive Player of the Month. INF DARWIN PEREZ (.988, 1 E, 80 TC, 11 DP)

HOWIE GERSHBERG MINOR LEAGUE PITCHER OF THE YEAR AWARD

The Angels' Minor League Pitcher of the Year award has been re-named the "Howie Gershberg Minor League Pitcher of the Year" award after the Angels' late minor league pitching instructor. Gershberg joined the Angels' farm system in 1985 and during his tenure, served as a minor league pitching coach and coordinator. He served the organization faithfully for 19 seasons before succumbing to cancer on November 19, 2003. Gershberg's playing career included stints with the Brooklyn Dodgers and New York Giants in the 1950's. He had a passion for the game and dedicated his life to working with and developing quality pitchers including: John Franco, Chuck Finley, Troy Percival, Scot Shields, John Lackey and Francisco Rodriguez.



2010 MINOR LEAGUE AWARDS & HONORS



ANGELS INDIVIDUAL HONORS

Alexi Amarista, INF	California League Midseason All-Star Team Organization Defensive Player of the Month, April Organization Defensive Player of the Month, May Organization Defensive Player of the Month, June
Orangel Arenas, RHP	Organization Pitcher of the Month, May
Tyson Auer, RHP	California League Midseason All-Star Team
Jeremy Berg, RHP	Texas League Pitcher of the Week, August 9-16 Midwest League Western Division All-Star Selection
Peter Bourjos, OF	Pacific Coast League Rookie of the Year Organization Player of the Month, July Pacific Coast League Player of the Week, July 5-11 Pacific Coast League Player of the Week, July 19-25 Topps Pacific Coast League Player of the Month for July
Ryan Brasier, RHP	Texas League Pitcher of the Week, April 26-May 3
Tyler Chatwood, RHP	Angels' Minor League Pitcher of the Year Texas League Pitcher of the Week, July 12-19 California League Midseason All-Star Team
Hank Conger, C	Named to U.S. Team for All-Star Futures Game Futures Game MVP
Robert Fish, LHP	Organization Pitcher of the Month, April
Nick Gorneault, OF	Pacific Coast League Player of the Week, August 9-15
Casey Haerther, INF	Midwest League Western Division All-Star Team
Gabriel Jacobo, INF	Organization Defensive Player of the Year Organization Defensive Player of the Month, July
Mike Kenney, RHP	Midwest League Western Division All-Star Team
Tim Kiely, RHP	Texas League Midseason All-Star Team
Stephen Locke, LHP	Midwest League Pitcher of the Week, June 21-27 Organization Pitcher of the Month, June
Roberto Lopez, INF	Organization Player of the Month, May
Fabio Martinez Mesa, RHP	Midwest League Western Division All-Star Team
Jeremy Moore, OF	Texas League Player of the Week, August 16-23 Texas League Postseason All-Star Team
Ryan Mount, INF	Texas League Midseason All-Star Team
Matthew Oye, RHP	Organization Pitcher of the Month, August
Darwin Perez, INF	Organization Defensive Player of the Month, August
Carlos Ramirez, C	Midwest League Player of the Week, July 19-25
Garrett Richards, RHP	Midwest League Western Division All-Star Team Midwest League Pitcher of the Week, June 7-13
Andrew Romine, INF	Texas League Midseason All-Star Team Texas League Postseason All-Star Team
Jean Segura, INF	Midwest League Western Division All-Star Team
Tyler Skaggs, LHP	Midwest League Western Division All-Star Team
Rich Thompson, RHP	Pacific Coast League Midseason All-Star Team
Daniel Tillman, RHP	Organization Pitcher of the Month, July
Mike Trout, OF	Midwest League Most Valuable Player Midwest League Prospect of the Year J.G. Taylor Spink Award as Topps/Minor League Player of the Year Midwest League Western Division All-Star Team Organization Player of the Month, April Named to U.S. Team for All-Star Futures Game
Mark Trumbo, INF	Angels' Minor League Player of the Year Pacific Coast League Midseason All-Star Team Organization Player of the Month, August
Jordan Walden, RHP	Texas League Midseason All-Star Team





2010 MINOR LEAGUE LEADERS

ANGELS 2010 ORGANIZATIONAL LEADERS

BATTING TOP 10 (min. 2.7 PA/ team game)

BATTER, CLUB	AVG	HR	RBI
Andrew Heid, OR	.362	9	34
Brandon Decker, OR	.341	13	47
Mike Trout, RC	.341	10	58
Tyson Auer, SLC	.316	5	39
Peter Bourjos, SLC	.314	13	52
Jean Segura, CR	.313	10	79
Paul McNulty, SLC	.312	24	81
Alexi Amarista, SLC	.309	5	68
Travis Witherspoon, OR	.309	10	45
Casey Haerther, CR	.307	8	74

PITCHING TOP 10 (min. 0.8 IP/team game)

PITCHER, CLUB	W-L	ERA
Tyler Chatwood, SLC	13-9	2.84
Garrett Richards, RC	12-5	3.52
Orangel Arenas, RD	11-8	3.64
Pil Joon Jang, OR	3-3	3.81
Patrick Corbin, RC	13-3	3.87
Heath Nichols, OR	6-5	3.92
Ariel Pena, CR	7-6	4.21
Stephen Locke, CR	8-7	4.37
Chance Mistic, ASL	3-4	4.50
Tyler Kehrner, CR	6-5	4.56

HOME RUNS

CLUB	HR
SLC	36
SLC	24
RC	22
RC	21
SLC	15

WINS

CLUB	WINS
SLC	13
RC	13
RC	12
RC	11
ARK	10

RBI

CLUB	RBI
SLC	122
RC	107
ARK	83
RC	81
SLC	81

SAVES

CLUB	SV
RC	28
RC	16
SLC	12
SLC	11
2 others tied at 10	

STOLEN BASES

CLUB	SB
RC	56
SLC	54
CR	50
SLC	27
ARK	26

STRIKEOUTS

CLUB	SO
RC	149
ARK	141
RC	128
SLC	109
3 others tied at 108	



PRESTON GOMEZ MINOR LEAGUE MANAGER OF THE YEAR AWARD

The Preston Gomez Minor League Manager of the Year Award was established in 2009 in memory of a man who devoted over 65 years of his life to professional baseball. Preston spent his last 28 years in baseball with the Angels, first as a major league coach and later as a special assistant to the General Manager. This award given in his honor is determined by members of the Angels Baseball Operations staff. It recognizes one of the organization's seven minor league managers for a standard of excellence in the areas of leadership, player development and professionalism exhibited throughout the course of the season. Past winners:

2009 —Tom Kotchman

2010 —Charlie Romero

KENNY MYERS MEMORIAL AWARD MINOR LEAGUE PLAYER OF THE YEAR AWARD

The Kenny Myers Memorial Award is given each year to the minor league player judged best in the Angels organization. Myers, who joined the Angels in 1969 as a scout and minor league hitting instructor, died in July, 1972. Past winners:

1972 —Doug Howard (inf)
 1973 —Frank Tanana (lhp)
 1974 —Bruce Bochte (of-1b)
 1975 —Dave Collins (of)
 1976 —Willie Aikens (1b)
 1977 —Rance Mulliniks (inf)
 1978 —Bob Clark (of)
 1979 —Mike Bishop (1b)
 1980 —Daryl Sconiers (1b)
 1981 —Tom Brunansky (of)
 1982 —Steve Lubratich (inf)/Dick Schofield (inf)
 1983 —Mike Brown (of)
 1984 —Wally Joyner (inf)
 1985 —Reggie Montgomery (of)
 1986 —Dante Bichette (of)/Willie Fraser (rhp)
 1987 —Bryan Harvey (rhp)
 1988 —Colin Charland (lhp)/Jeff Manto (inf)
 1989 —Glenn Carter (rhp)/Bobby Rose (inf)
 1990 —Marcus Moore (rhp)
 1991 —Don Vidmar (rhp)/Mark Howie (inf)
 1992 —John Fritz (rhp)/Tim Salmon (of)
 1993 —Mark Sweeney (of)/Bryan Harris (lhp)

1994 —Todd Greene (c)/Andrew Lorraine (lhp)
 1995 —Todd Greene (c)/Jason Dickson (rhp)
 1996 —Larry Barnes (inf)/Dennis Springer (rhp)
 1997 —Norm Hutchins (of)/Ramon Ortiz (rhp)
 1998 —Troy Glaus (inf)/Steve Fish (rhp)
 1999 —Larry Barnes (inf)/Scot Shields (rhp)
 2000 —Gary Johnson (of)/John Lackey (rhp)
 2001 —Jose Fernandez (inf)/Alfredo Amezaga (def)
 2002 —Robb Quinlan (of)/Jose Molina (c; def.)
 2003 —Alberto Callaspo (inf)/Dallas McPherson (inf)/Jeff Mathis (c; def.)
 2004 —Dallas McPherson (inf)/Casey Kotchman (inf; def.)
 2005 —Brandon Wood (inf.)/Howard Kendrick (inf.)/Jeff Mathis (c, def.)
 2006 —Sean Rodriguez (inf)/Jeff Mathis (c, def.)
 2007 —Chris Pettit (of)/Hainley Statia (inf; def.)
 2008 —Freddy Sandoval (inf)/Efren Navarro (inf; def.)
 2009 —Alexi Amarista (inf.)/Peter Bourjos (of, def.)
 2010 —Mark Trumbo (inf.)/Gabriel Jacobo (inf.; def.)



2010 DRAFT SELECTIONS

RD	PLAYER	POS.	B/T	HT.	WT.	BORN	SCHOOL (HOMETOWN)
1 (18)	Kaleb Cowart	3B	S/R	6'3"	210	6/2/1992	Cook County HS (Adel, GA)
1 (29)	Cameron Bedrosian	RHP	R/R	5'11"	190	10/2/1991	East Coweta HS (Senoia, GA)
1 (30)	Chevez Clarke	CF	S/R	6'0"	185	1/9/1992	Marietta HS (Marietta, GA)
1 (37)	Taylor Lindsey	SS	L/R	6'0"	185	12/2/1991	Desert Mountain HS (Scottsdale, AZ)
1 (40)	Ryan Bolden	CF	R/L	6'3"	185	9/17/1991	Madison Central HS (Madison, MS)
2	Daniel Tillman	RHP	R/R	6'1"	195	3/14/1989	Florida Southern College (Live Oak, FL)
3	Wendell Soto	SS	S/R	5'9"	165	5/11/1992	Riverview HS (Sarasota, FL)
Cmp.	Donn Roach	RHP	R/R	6'1"	200	12/14/1989	College of Southern NV (Las Vegas, NV)
4	Max Russell	LHP	L/L	6'2"	205	9/21/1988	Florida Southern College (Orange, CT)
5	Jesus Valdez	RHP	R/R	6'3"	180	3/27/1992	Hueneme HS (Oxnard, CA)
6	Brian Diemer	RHP	R/R	6'5"	240	3/25/1988	Cal Berkeley (Lafayette, CA)
7	Joshua Osich	LHP	L/L	6'2"	230	9/3/1988	Oregon State (Boise, ID)
8	Kole Calhoun	RF	L/L	5'11"	205	10/14/1987	Arizona State (Buckeye, AZ)
9	Andrew Heid	CF	L/R	5'9"	170	12/14/1987	Gonzaga University (Goldendale, WA)
10	Aaron Meade	LHP	R/L	6'2"	175	5/22/1988	Missouri State (Kansas City, MO)
11	Jake Rodriguez	C	R/R	5'10"	200	1/24/1992	Elk Grove HS (Elk Grove, CA)
12	Justin La Tempa	RHP	R/R	6'5"	205	11/21/1986	University of Oregon (Huntington Beach, CA)
13	Bryant George	RHP	R/L	5'11"	189	7/17/1988	Southern Illinois University (Du Quoin, IL)
14	James Sneed	CF	L/L	5'9"	175	2/21/1992	St. Croix Educat'l Comp. (St. Croix, Virgin Isl.)
15	Carmine Giardina	LHP	R/L	6'3"	215	2/20/1988	University of Tampa (Valrico, FL)
16	Thomas Nichols	3B	R/L	6'2"	190	2/9/1989	Georgia Tech (Albany, GA)
17	Kevin Moesquit	SS	R/R	5'10"	180	6/20/1991	Highlands Christian HS (Delway Beach, FL)
18	Ryan Broussard	SS	R/R	5'11"	181	9/15/1989	LSU- Eunice JC (Breaux Bridge, LA)
19	Jonathan Bobea	RHP	R/R	6'1"	185	3/17/1992	Francis Lewis HS (Flushing, NY)
20	Kevin Johnson	RHP	R/R	6'5"	230	8/19/1988	University of West Florida (Pensacola, FL)
21	Gary Mitchell	LF	R/R	6'4"	235	4/3/1989	Neumann College (Huntingdon Valley, PA)
22	Francis Larson	C	R/R	6'0"	195	5/5/1988	University of CA Irvine (Dana Point, CA)
23	Michael Bolaski	3B	R/R	6'3"	185	2/5/1992	Hanks HS (El Paso, TX)
24	Jesus Campos	SS	R/R	5'11"	185	3/6/1988	Cal State Los Angeles (South Gate, CA)
25	Andrew Schugel	RHP	R/R	6'2"	200	6/27/1989	Central Arizona JC (Highlands Ranch, CO)
26	Dakota Robinson	LHP	L/L	6'3"	190	6/5/1988	Centenary College (Bossier City, LA)
27	Brandon Decker	1B	R/R	6'3"	225	3/22/1988	Valdosta State University (Holiday, FL)
28	Timothy Helton	C	R/R	5'10"	185	7/22/1991	Upland HS (Upland, CA)
29	Taylor Smith-Brennan	2B	R/R	5'11"	170	1/31/1992	Meadowdale HS (Edmonds, WA)
30	Steven Irvine	2B	R/R	5'10"	185	9/7/1987	McNeese State University (Tulsa, OK)
31	Michael Sodders	2B	R/R	6'2"	185	1/8/1988	New Mexico St. Univ. (Moreno Valley, CA)
32	Drew Beuerlein	C	S/R	6'0"	200	1/13/1988	Univ. of Nevada Las Vegas (Scottsdale, AZ)
33	Eric Cendejas	RHP	R/R	6'0"	175	1/28/1988	Cal State Univ. Stanislaus (Corona, CA)
34	Jerod Yakubik	RF	L/L	6'2"	205	11/30/1987	Ohio University (Buesville, OH)
35	Ryan Rivers	1B	R/R	6'5"	230	1/7/1989	U of N. Carolina Charlotte (Baltimore, MD)
36	Hampton Tignor	C	R/R	6'0"	200	8/31/1987	University of Florida (Sarasota, FL)
37	Tagen Struhs	CF	L/L	6'1"	190	11/23/1991	No School (Snohomish, WA)
38	Jace Brinkerhoff	3B	S/R	6'0"	195	3/15/1988	Utah Valley U (Spanish Fork, UT)
39	James Allen	2B	R/R	5'10"	170	1/4/1992	Rancho Buena Vista HS (Vista, CA)
40	Andrew Oldfield	C	S/R	6'0"	190	11/17/1987	Dixie State College (Aurora, CO)
41	Justin Poovey	RHP	R/R	6'1"	195	1/8/1989	University of Florida (Granite Falls, NC)
42	William Mistric	RHP	R/R	6'3"	230	5/9/1984	LSU-Eunice JC (Lake Charles, LA)
43	George Barber	CF	R/R	6'0"	180	8/8/1989	Broward CC (Miami, FL)
44	Michael Turner	LF	R/R	6'2"	205	5/1/1990	Chesapeake College (St. Michaels, MD)
45	K. "Vinnie" St. John	RHP	R/R	6'1"	198	3/24/1989	USC - not on team (Laguna Beach, CA)
46	Darren Fischer	LHP	R/L	6'1"	165	8/8/1992	Cumberland Regional HS (Bridgeton, NJ)
47	Kenny Hatcher	3B	R/R	6'1"	205	5/4/1990	Chandler-Gilbert JC (Gilbert, AZ)
48	Chad Yinger	RHP	R/R	6'9"	242	7/16/1988	Southern Arkansas U (Monroe, MI)
49	Alexander Burkard	LHP	L/L	6'7"	230	1/4/1989	Georgia College & State U (Alpharetta, GA)
50	John Wiedenbauer	LHP	L/L	6'3"	205	1/16/1988	University of Tampa (Ormond Beach, FL)

Cmp -- Compensation Round

(Bold-faced type indicates signed player)



SALT LAKE BEES



Minor League statistics to date are not subject to Major League Baseball verification

W-L Record: 73-71

BATTERS	W-L Record: 75-71																		GI										GAMES BY POSITION									
	AVG	G	AB	R	H	2B	3B	HR	RBI	TB	BB	IBB	SO	SB	CS	OBP	SLG	OPS	SF	SAC	HBP	DP	1B	2B	3B	SS	OF	C	E									
*Aldridge, Cory	.318	83	299	53	95	24	1	13	59	160	35	5	83	2	1	.388	.535	.923	3	0	1	3	0	0	0	53	0	1	0									
*Amarista, Alexi	.400	15	65	13	26	6	3	0	9	38	1	0	4	4	2	.412	.585	.996	1	2	1	1	0	15	0	1	0	0	0									
Auer, Tyson	.255	14	47	8	12	2	3	0	4	20	3	0	9	1	1	.327	.426	.752	0	1	2	1	0	0	0	0	14	0	0									
Bailey, Dwayne	.167	9	18	1	3	0	0	0	2	3	0	0	6	0	0	.167	.167	.333	0	2	0	1	0	7	0	0	0	0	0									
Bourjos, Peter	.314	102	414	85	130	13	12	13	52	206	24	1	78	27	5	.364	.498	.861	3	4	10	5	0	0	0	0	101	0	2									
*Brooks, Beau	.154	4	13	4	2	1	0	0	1	3	2	0	3	0	0	.267	.231	.497	0	0	0	1	0	0	0	0	0	4	1									
Budde, Ryan	.244	53	172	24	42	7	0	1	13	52	21	0	58	1	1	.325	.302	.627	3	2	1	1	2	0	2	0	0	48	6									
Campos, Jesus	.182	8	22	1	4	1	0	0	0	5	2	0	7	0	0	.250	.227	.477	0	1	0	1	0	0	0	8	0	0	1									
#Colmenares, Carlos	.302	25	86	8	26	2	1	0	8	30	5	0	16	1	0	.337	.349	.686	1	0	0	1	1	7	13	6	0	0	6									
#Conger, Hank	.300	108	387	56	116	26	2	11	49	179	55	1	58	0	2	.385	.463	.847	4	5	1	5	0	0	0	0	0	81	13									
*Coon, Brad	.353	5	17	1	6	0	1	0	2	8	0	0	2	2	0	.333	.471	.804	1	1	0	0	0	0	0	0	0	5	0									
Evans, Terry	.283	122	466	80	132	27	4	15	72	212	28	0	100	19	8	.323	.455	.778	5	1	2	8	0	0	0	0	115	0	6									
#Figuerola, Luis	.312	53	218	25	68	12	1	3	36	91	13	1	12	2	1	.350	.417	.768	4	3	2	8	0	0	0	51	0	0	8									
T#Figuerola, Luis	.319	115	457	51	146	27	4	5	71	196	25	1	19	3	2	.354	.429	.783	5	5	2	15	0	32	6	74	0	0	21									
Frandsen, Kevin	.277	36	137	25	38	9	1	12	52	7	0	19	2	1	.353	.380	.733	0	2	9	4	2	9	18	8	0	0	4	0									
Gorneault, Nick	.228	89	272	41	62	14	3	9	43	109	28	0	69	3	2	.300	.401	.701	2	3	1	5	0	0	0	0	85	0	4									
#Izturis, Maicer	.286	2	7	1	2	0	0	0	1	2	0	0	0	0	1	.286	.286	.571	0	0	0	0	0	0	1	1	0	0	0									
Mathis, Jeff	.242	9	33	6	8	1	1	1	5	14	4	0	10	0	0	.324	.424	.749	0	0	0	1	0	0	0	0	0	7	0									
*McAnulty, Paul	.302	73	275	43	83	18	1	10	54	133	27	2	39	0	1	.361	.484	.844	3	0	0	6	24	0	13	0	1	0	4									
*Meyer, Drew	.276	32	116	15	32	7	1	1	13	44	12	0	24	1	1	.344	.379	.723	0	1	0	1	0	31	0	0	0	0	0									
T#Meyer, Drew	.257	78	261	30	67	13	3	26	95	34	2	50	4	1	.341	.364	.705	1	2	0	5	0	60	12	3	1	0	4	0									
Nieves, Abel	.188	7	16	1	3	0	0	0	0	3	3	0	6	0	0	.350	.188	.538	0	0	1	1	0	4	3	0	0	0	1									
Patchett, Gary	.255	60	196	18	50	4	1	1	25	59	14	1	51	0	2	.318	.301	.619	4	6	6	3	0	0	0	60	0	0	8									
#Perez, Darwin	.191	13	47	4	9	0	1	1	7	14	2	0	13	0	1	.240	.298	.538	0	3	1	1	0	0	0	13	0	0	1									
Quinlan, Robb	.258	34	128	13	33	6	0	0	8	39	15	0	23	1	0	.336	.305	.640	0	1	0	9	15	0	13	0	2	0	4									
*Ryan, Michael	.277	81	307	48	85	22	4	4	37	127	24	0	46	2	0	.324	.414	.738	5	2	0	8	6	1	0	0	52	0	1									
#Sandoval, Freddy	.210	22	81	13	17	1	1	0	10	20	12	1	12	0	0	.326	.247	.573	0	0	2	0	0	0	21	0	0	0	0									
*Statia, Hainley	.260	30	96	10	25	4	1	0	14	31	13	1	14	1	1	.349	.323	.672	0	1	0	5	0	24	0	6	0	0	2									
#Sutton, Nate	.259	113	397	63	103	19	7	2	38	142	46	1	72	13	7	.341	.358	.698	2	3	4	13	0	57	50	2	6	0	12									
Trumbo, Mark	.301	139	532	103	160	29	5	36	122	307	58	8	126	3	4	.368	.577	.945	4	0	1	12	97	0	0	0	23	0	12									
*Walker, Brian	.300	6	20	1	6	1	0	0	6	7	1	0	3	0	0	.333	.550	.683	0	1	0	1	0	0	0	0	0	0	0									
Wilson, Bobby	.500	3	6	2	3	0	0	1	3	6	4	0	1	0	0	.636	1.000	1.636	1	1	0	1	1	0	0	0	0	0	2	0								
Wood, Brandon	.196	13	51	4	10	0	0	1	2	13	3	0	17	0	0	.241	.255	.496	0	0	0	1	1	1	1	0	0	2	0									
Team Total	.292	144	4941	770	1391	256	55	124	707	2129	462	22	981	85	42	.345	.431	.776	46	46	45	108							120									

PITCHERS	W	L	ERA	G	GS	CG	SHO	SV	SVO	IP	H	R	ER	HR	HB	BB	TBB	SO	BK	WP	GO/AB	DP	WHIP	AVG	AB	TBF	SF	GF	HLD
Albano, Marco	3	6	6.52	15	10	0	0	0	0	59.1	67	43	43	3	2	43	0	31	0	1	0.58	4	1.85	.298	225	277	5	0	1
Aldridge, Ryan	0	0	6.00	3	0	0	0	1	1	3.0	7	2	2	0	1	0	0	4	0	0	0.33	0	2.33	.467	15	16	0	2	0
Bailey, Dwayne	0	0	27.00	1	0	0	0	0	0	1.0	2	3	3	0	0	2	0	1	0	0	1.00	0	4.00	.400	5	7	0	1	0
Bell, Trevor	2	0	3.00	6	6	0	0	0	0	30.0	30	12	10	3	2	6	0	19	0	1	0.84	3	1.20	.256	117	127	2	0	0
*Browning, Barret	2	1	6.54	26	1	0	0	0	2	42.2	61	33	31	4	3	22	1	41	0	5	0.98	5	1.95	.351	174	204	2	5	3
Bulger, Jason	0	0	0.96	10	0	0	0	0	0	9.1	3	1	1	0	2	9	0	12	0	0	1.29	2	1.29	.103	29	41	0	0	2
Cabrera, Daniel	0	2	11.70	3	3	0	0	0	0	10.0	14	13	13	1	1	7	0	8	0	2	0.92	1	2.10	.318	44	52	0	0	0
Carmona, Ysmael	1	1	3.18	6	0	0	0	0	1	5.2	5	2	2	0	0	6	0	7	0	2	2.33	0	1.94	.227	22	29	0	3	2
Casaveah, Bobby	3	4	4.27	45	0	0	0	5	6	59.0	69	32	28	7	4	25	3	38	0	2	4.83	9	1.59	.290	238	269	0	21	6
Chatwood, Tyler	1	0	6.35	1	1	0	0	0	0	5.2	9	4	4	1	0	0	0	3	0	0	1.00	0	1.59	.346	26	26	0	0	0
*Davidson, Daniel	8	2	5.17	16	16	0	0	0	0	87.0	98	51	50	14	2	28	0	63	0	6	1.08	6	1.45	.282	347	379	1	0	0
DeHoyos, Gabe	5	1	3.06	38	0	0	0	1	2	82.1	72	31	28	4	5	33	0	80	0	6	1.13	6	1.28	.235	307	349	2	2	11
Diaz, Amalio	5	6	5.68	28	12	0	0	1	1	90.1	111	61	57	4	5	40	3	69	0	1	1.11	11	1.67	.312	356	410	3	2	1
Hill, Jeremy	1	0	3.78	17	0	0	0	3	4	16.2	17	9	7	3	0	4	1	13	0	2	1.06	0	1.26	.246	69	73	0	11	2
Houston, Ryan	0	1	6.64	14	0	0	0	1	1	20.1	28	17	15	1	0	11	2	12	0	0	0.71	2	1.92	.333	84	98	2	8	2
Junge, Eric	5	3	5.15	14	12	0	0	0	0	80.1	92	49	46	10	3	23	1	60	0	3	0.98	7	1.43	.294	313	348	5	1	0
Kiely, Tim	3	2	9.00	7	7	0	0	0	0	39.0	61	42	39	7	1	11	0	18	0	5	0.92	2	1.85	.361	169	186	4	0	0
Kohn, Michael	3	2	1.95	26	0	0	0	8	11	27.2	16	7	6	3	1	17	2	32	0	0	0.56	2	1.19	.170	94	115	0	23	0
McKiernan, Eddie	0	0	20.25	1	0	0	0	0	0	1.1	3	3	3	0	0	1	0	2	0	0	0.80	0	3.00	.429	7	8	0	0	0
Mendoza, Tommy	0	4	8.89	6	5	0	0	0	0	27.1	45	30	27	12	0	7	0	13	0	0	0.80	1	1.90	.375	120	128	1	0	0
Mosebach, Bobby	2	1	7.00	13	0	0	0	4	6	18.0	25	15	14	3	1	4	1	8	0	2	3.09	6	1.61	.347	72	80	0	10	1
Nabors, Kevin	0	0	1.69	4	0	0	0	0	0	5.1	6	1	1	0	0	3	0	4	0	0	2.33	2	1.69	.316	19	22	0	2	0
O'Sullivan, Sean	5	5	4.76	15	1	0	0	0	0	85.0	95	50	45	8	3	31	1	58	1	3	1.17	13	1.48	.289	329	368	2	0	0
Oye, Matt	0	0	16.20	1	0	0	0	0	0	1.2	4	3	3	1	0	1	0	1	0	0	1.00	0	3.00	.444	9	10	0	0	0
Palmer, Matt	2	3	2.72	13	7	0	0	2	2	46.1	32	17	14	4	2	19	1	36	0	3	1.45	5	1.10	.198	162	184	0	3	0
*Recking, Trevor	4	3	8.53	14	14	0	0	0	0	69.2	99	69	66	11	7	52	2	46	1	1	0.95	8	2.14	.339	292	353	2	0	0
Rodriguez, Fernando	4	6	5.92	31	17	0	0	0	0	97.1	134	78	64	12	6	42	0	84	0	4	0.86	5	1.81	.329	407	462	1	5	2
Rodriguez, Rafael	2	3	3.63	13	0	0	0	1	0	52.1	19	9	9	0	0	6	0	19	0	0	2.07	1	1.12	.229	83	90	1	4	2
1Rodriguez, Francisco	5	3	3.04	37	0	0	0	10	14	50.1	41	19	17	5	0	15	1	30	0	2	1.46	4	1.11	.219	187	205	0	27	1
Shoemaker, Matt	2	1	5.87	3	2	0	0	0	0	15.1	20	10	10	0	0	8	0	9	0	0	1.33	3	1.83	.328	61	69	0	0	0
*Smith, Will	2	4	5.60	9	9	0	0	0	0	53.0	65	39	33	6	0	20	3	40	1	0	1.05	5	1.60	.305	213	239	2	0	0
Stokes, Brian	1	1	3.78	13	0	0	0	0	0	16.2	21	9	7	1	1	6	1	13	0	2	1.85	4	1.62	.318	66	75	2	3	2
Thompson, Rich	1	1	0.61	19	0	0	0	2	3	29.2	17	2	2	0	0	10	0	30	0	1	0.93	4	0.91	.177	96	109	3	6	3
Vogelsong, Ryan	1	3	4.66	8	7	0	0	0	0	36.2	47	23	19	2	2	32	1	37	0	3	1.19	2	1.88	.315	149	176	1	0	0
Warden, Jordan	0	0	4.05	6	0	0	0	0	0	6.2	8	3	3	0	0	2	0	2	0	0	0.55	1	1.50	.296	27	29	0	2	0
Team Total	73	73	1.90	144	144	1	3	38	55	1952.0	1443	722	722	130	55	534	23	944	3	52	111	174	1.59	.293	4033	5613	43	142	2

ARKANSAS TRAVELERS

W-L Record: 55-85

BATTERS	AVG	G	AB	R	H	GAMES BY POSITION																								
						2B	3B	HR	RBI	TB	BB	SO	SB	CS	OBP	SLG	OPS	SF	SAC	HBP	DP	1B	2B	3B	SS	OF	C	E		
Alvarez, Ricky	.130	7	23	0	3	0	0	0	3	3	1	0	6	1	0	.200	.130	.330	0	0	1	1	0	7	0	0	0	0	0	0
*Amarista, Alexi	.288	48	191	25	55	2	1	1	20	62	13	0	15	4	1	.332	.325	.656	5	2	2	8	0	45	0	0	0	0	0	6
Auer, Tyson	.308	44	185	30	57	8	1	2	8	73	14	0	31	13	7	.360	.395	.755	0	2	1	2	0	0	0	0	42	0	0	2
Bailey, Dwayne	.143	3	7	0	1	0	0	0	0	1	0	0	3	0	0	.143	.143	.286	0	1	0	0	0	0	1	1	1	0	0	0
*Blackburn, Mitch	.056	7	18	0	1	0	0	0	0	1	1	0	7	0	0	.105	.056	.161	0	0	0	0	0	4	2	1	0	0	0	0
*Brannon, Nolan	.083	4	12	1	1	1	0	0	0	2	0	0	2	0	0	.083	.167	.250	0	0	0	0	0	0	0	0	0	0	4	1
*Brooks, Beau	.157	30	83	4	13	1	0	0	4	14	10	0	35	0	1	.255	.169	.424	0	1	1	3	0	0	0	0	0	0	30	1
Brossman, Jay	.149	26	94	8	14	4	0	1	8	21	5	0	22	0	1	.198	.223	.421	0	1	1	0	0	0	22	0	0	0	0	5
Campos, Jesus	.238	8	21	1	5	0	0	0	1	5	1	0	8	0	0	.273	.238	.511	0	1	0	1	0	4	2	1	0	0	0	1
*Cates, Richard	.175	22	57	5	10	4	0	0	2	14	5	1	13	1	1	.242	.246	.488	0	2	0	4	0	0	0	0	0	11	0	0
#Colmenares, Carlos	.275	54	189	29	52	4	2	0	8	60	26	0	41	8	6	.366	.317	.683	0	2	1	3	1	1	27	9	17	0	5	
#Contreras, Ivan	.272	31	92	10	25	4	3	0	3	35	4	0	19	1	3	.302	.380	.683	0	1	0	0	1	13	6	6	4	0	7	
De Los Santos, Anel	.225	20	71	4	16	4	0	1	5	23	1	0	14	1	2	.333	.324	.557	1	0	0	1	0	0	0	0	0	18	0	
Demperio, Michael	.217	7	23	1	5	0	0	0	1	5	4	0	11	0	0	.233	.217	.551	0	0	0	0	0	0	6	1	0	0	0	0
Fuller, Clay	.168	63	208	18	35	3	0	4	22	50	17	1	59	6	4	.243	.240	.484	1	7	4	0	0	0	0	0	63	0	1	
Gorneault, Nick	.422	11	45	9	19	2	0	3	11	30	4	0	8	2	2	.669	.667	1.136	0	0	1	0	0	0	0	0	6	0	0	0
*Jimenez, Jose	.071	5	14	0	1	1	0	0	2	2	0	0	3	0	0	.067	.143	.210	1	0	0	0	0	0	0	0	0	5	1	1
Jimerson, Charlton	.229	43	166	27	38	9	2	7	25	72	7	0	41	9	3	.267	.434	.701	1	0	2	7	0	0	0	0	32	0	1	
*Kinyri, Rian	.147	25	75	3	11	3	1	0	3	16	4	0	14	0	2	.310	.213	.403	0	4	0	3	0	0	0	0	24	0	1	
Lopez, Roberto	.239	85	276	35	66	13	1	7	41	102	29	2	53	0	5	.324	.370	.694	7	4	9	5	10	0	0	0	29	24	5	
*McAnulty, Paul	.331	44	148	31	49	3	1	14	27	96	24	2	36	1	2	.426	.649	1.075	2	0	2	2	1	0	0	0	8	0	2	
*Moore, Jeremy	.303	128	456	72	138	14	10	13	61	211	39	2	122	24	10	.358	.463	.821	5	5	3	7	0	0	0	0	124	0	13	
*Mount, Ryan	.231	85	308	36	71	13	3	10	41	120	17	0	80	8	4	.279	.390	.668	1	0	4	4	0	37	30	0	14	0	15	
*Navarro, Efen	.267	128	453	46	121	24	2	6	50	167	31	2	47	6	4	.316	.369	.685	3	4	3	10	119	0	0	0	0	0	6	
Nieves, Abel	.232	93	310	30	72	6	4	3	23	95	40	0	58	2	2	.321	.306	.628	3	7	2	6	11	30	39	5	0	0	13	
*Perez, Darwin	.161	10	31	3	5	0	0	0	1	5	6	0	7	0	0	.297	.161	.459	0	0	0	1	0	0	0	10	0	0	2	
Perez, Julio	.227	64	233	24	53	14	1	5	34	84	24	1	55	6	5	.307	.361	.667	1	0	3	5	0	0	0	57	0	3		
Ramos, Kevin	.211	23	76	5	16	5	0	5	21	6	0	0	18	2	2	.265	.276	.541	1	3	0	2	0	9	8	6	0	0	7	
*Romine, Andrew	.282	106	383	55	108	15	4	3	34	140	51	0	66	21	9	.370	.366	.736	2	13	5	4	0	0	0	104	0	0	0	13
Rosario, Alberto	.193	51	166	11	32	3	0	8	35	7	0	0	31	2	2	.224	.211	.435	1	5	0	2	0	0	0	0	0	49	6	
*Statia, Hainley	.417	4	12	2	5	1	0	0	2	6	3	0	1	1	2	.535	.500	1.033	0	0	0	0	2	1	1	0	0	0	1	
*Walker, Brian	.250	29	100	9	25	6	0	4	23	43	5	0	22	4	1	.290	.430	.720	1	0	1	1	0	0	0	0	0	19	0	
Younger, Adam	.125	3	8	1	1	0	0	0	0	1	1	0	4	0	0	.222	.125	.347	0	0	0	0	0	0	0	3	0	0	0	
Team Total	.248	140	4534	535	1124	167	36	84	476	1615	399	12	952	123	81	.313	.356	.669	37	64	45	84								139

PITCHERS	W	L	ERA	G	GS	CG	SHO	SV	SVO	IP	H	R	ER	HR	HB	BB	IBB	SO	BK	WP	GO/AB	DP	WHIP	AVG	AB	TBF	SF	GF	HLD
Aldridge, Ryan	0	0	0.75	9	0	0	0	0	0	12.0	5	1	1	0	2	6	2	15	0	2	1.50	0	0.92	.125	40	49	0	1	3
*Anton, Michael	5	12	5.01	27	24	0	0	0	0	138.1	141	82	77	22	12	63	0	108	2	9	0.76	10	1.47	.271	521	611	7	0	0
Berg, Jeremy	1	0	1.50	20	0	0	0	1	1	24.0	15	5	4	0	2	5	0	26	0	1	1.25	2	0.83	.174	86	94	0	6	4
Brasier, Ryan	7	12	5.07	28	23	1	1	0	1	142.0	127	89	80	28	4	68	3	94	1	11	0.94	9	1.37	.242	525	609	8	0	0
*Browning, Barret	5	4	3.91	25	1	0	0	0	0	46.0	38	22	20	3	3	22	4	44	0	4	0.98	2	1.30	.225	169	195	1	6	0
Cabrera, Daniel	0	1	4.32	8	2	0	0	1	2	16.2	10	8	8	2	1	9	0	12	0	4	0.52	1	1.14	.172	58	69	1	2	1
Carmona, Ysmael	4	2	2.60	38	0	0	0	12	14	55.1	35	21	16	2	7	34	0	52	1	5	1.60	8	1.25	.188	186	232	2	21	5
Cates, Richard	0	0	0.00	1	0	0	0	0	0	1.0	2	0	0	0	0	0	0	0	0	0	0.50	0	2.00	.400	5	5	0	1	0
Chatwood, Tyler	4	6	3.82	12	12	1	1	0	0	68.1	72	38	29	3	2	27	0	36	0	7	1.50	10	1.45	.273	264	296	1	0	0
Diaz, Amalio	0	0	2.29	10	0	0	0	2	2	19.2	11	6	5	2	1	1	0	16	1	3	1.87	1	0.61	.155	71	73	0	3	1
*Fish, Robert	3	5	8.93	39	0	0	0	2	5	42.1	69	50	42	9	6	18	0	48	0	4	0.90	2	2.06	.356	194	224	3	12	3
*Flores, Manuel	1	5	5.81	9	9	1	0	0	0	48.0	63	36	31	2	4	13	1	26	1	3	1.38	4	1.58	.323	195	216	3	0	0
Geltz, Steven	1	0	2.41	16	0	0	0	0	0	18.2	9	5	5	0	1	16	1	36	0	2	0.64	1	1.34	.145	62	79	0	7	4
Haynes, Jeremy	3	0	6.14	30	0	0	0	0	0	1.48	45	34	33	1	4	53	2	40	0	10	1.75	5	2.03	.259	174	236	4	13	1
Kiely, Tim	7	10	5.08	21	21	2	0	0	0	124.0	155	83	70	15	4	28	0	66	0	4	1.47	13	1.48	.308	503	547	5	0	0
Kohn, Michael	2	2	2.45	15	0	0	0	3	4	18.1	12	5	5	0	1	8	1	25	0	2	1.15	2	1.09	.194	62	72	0	13	0
Mendoza, Tommy	1	1	3.44	4	4	0	0	0	0	18.1	13	9	7	2	0	14	0	13	0	1	0.63	1	1.47	.197	66	81	0	0	0
*Miller, Jayson	0	4	6.42	12	7	0	0	0	0	40.2	56	39	29	4	5	15	0	25	0	2	0.84	3	1.75	.322	174	195	1	3	0
*Navarro, Efen	0	0	18.00	1	0	0	0	0	0	1.0	3	2	2	0	0	1	0	0	0	0.00	0	4.00	.600	5	7	1	1	0	
Ortega, Anthony	0	1	8.04	10	0	0	0	0	0	15.2	21	18	14	4	0	14	0	12	0	3	0.94	2	2.23	.328	64	79	1	1	0
Oye, Matt	0	0	7.71	2	0	0	0	0	0	2.1	6	6	2	0	0	2	0	2	0	2	0.25	0	2.43	.429	14	16	0	2	0
Pugliese, Nick	0	0	1.80	3	0	0	0	0	0	5.0	6	1	1	0	0	4	0	8	2	0	0.50	0	2.00	.300	20	24	0	2	0
*Reckling, Trevor	3	6	4.56	14	14	1	0	0	0	79.0	74	49	40	4	6	35	0	62	0	11	0.86	6	1.38	.254	291	342	6	0	0
Rembisz, Bryan	0	0	4.50	4	0	0	0	0	0	4.0	3	3	2	1	0	3	0	3	0	0	0.29	0	1.50	.188	16	19	0	1	0
*Smith, Will	1	2	7.23	4	4	0	0	0	0	18.2	33	16	15	3	1	9	0	8	0	2	1.37	1	2.25	.398	83	96	0	0	0
*Taylor, Andrew	1	3	4.70	15	4	0	0	0	0	38.1	38	21	20	2	2	18	0	21	0	4	1.14	5	1.46	.264	144	167	1	4	3
Thorne, Jeremy	2	4	5.68	14	12	0	0	0	0	65.0	67	44	41	7	7	48	1	30	1	6	1.59	5	1.77	.272	246	305	2	1	0
Van Mil, Loek	0	0	0.00	1	0	0	0	0	0	1.0	0	0	0	0	0	1	0	0	0	2.00	0	1.00	.000	3	4	0	1	0	
Walden, Jordan	1	1	3.35	38	0	0	0	8	13	43.0	44	18	16	2	0	22	2	38	0	5	1.52	2	1.53	.277	159	186	2	30	1
Wilding, Taylor	3	3	6.00	25	3	0	0	0	0	54.0	67	39	36	5	5	25	2	42	0	3	1.38	5	1.70	.310	216	251	3	3	4
Team Total	55	85	4.82	140	140	6	7	29	44	1209.0	1240	750	648	123	80	582	29	908	9	110	112	100	1.51	.269	4616	5379	52	134	31

RANCHO CUCAMONGA QUAKES



W-L Record: 78-62

BATTERS	GI																					GAMES BY POSITION								
	AVG	G	AB	R	H	2B	3B	HR	RBI	TB	BB	IBB	SO	SB	CS	OBP	SLG	OPS	SF	SAC	HBP	DP	1B	2B	3B	SS	OF	C	E	
Alvarez, Ricky	.357	4	14	1	5	1	0	1	5	9	0	0	1	1	0	.438	.643	1.080	0	0	2	0	0	0	3	0	0	0	0	0
*Amarista, Alexi	.303	72	297	39	90	19	6	4	39	133	19	2	42	17	10	.349	.448	.797	2	2	3	1	0	68	0	0	0	0	1	
Auer, Tyson	.332	65	256	57	85	6	8	3	27	116	23	0	42	40	12	.387	.453	.840	3	12	2	3	0	0	0	0	63	0	3	
Bailey, Dwayne	.239	20	67	9	16	2	1	0	10	20	4	0	6	5	1	.288	.299	.586	1	2	1	1	0	13	3	0	2	0	3	
*Baird, Dillon	.270	85	322	45	87	24	0	13	58	150	23	2	86	3	3	.323	.466	.789	4	0	4	10	1	0	56	0	0	0	17	
*Brooks, Beau	.158	54	165	22	26	8	0	3	17	43	24	1	65	1	0	.264	.261	.525	3	3	1	3	0	0	0	0	0	51	6	
Campos, Jesus	.230	17	61	10	14	1	1	1	10	20	2	0	14	0	1	.266	.328	.593	0	3	1	0	0	0	0	0	17	0	0	
Castillo, Angel	.259	127	467	72	121	22	3	21	70	212	41	0	140	12	6	.325	.454	.779	5	2	7	8	0	0	0	0	1	123	0	5
*Cates, Richard	.277	23	83	7	23	2	1	0	12	27	4	0	17	0	1	.307	.325	.632	1	2	0	0	0	0	0	0	23	0	2	
Cisterna, Ryan	.333	1	3	0	1	0	0	0	0	1	0	0	2	0	0	.333	.333	.667	0	0	0	0	0	0	0	0	1	0	0	
#Colmenares, Carlos	.321	7	28	4	9	2	1	0	8	13	0	0	6	3	0	.345	.464	.809	0	0	1	0	1	1	0	3	1	0	0	
#Contreras, Ivan	.244	14	45	6	11	3	1	0	3	16	4	0	8	1	0	.306	.356	.662	0	3	0	0	0	3	0	3	7	0	3	
De Los Santos, Anel	.000	3	8	0	0	0	0	0	0	0	1	0	2	0	0	.200	.200	.200	0	1	1	0	0	0	0	0	0	0	3	
Fuller, Clay	.331	44	154	39	51	10	4	6	25	87	21	1	45	12	3	.434	.565	.999	0	2	7	0	0	0	0	0	38	0	1	
*Gomez, Rolando	.000	1	3	0	0	0	0	0	0	0	0	0	1	1	0	.000	.000	.000	0	1	0	0	0	0	0	1	0	0	0	
Jacobo, Gabriel	.296	133	541	82	160	26	7	22	107	266	24	1	94	6	9	.333	.492	.824	6	3	9	8	118	0	0	0	0	0	2	
Jimenez, Luis	.286	81	318	52	91	31	4	12	43	166	13	0	43	15	8	.324	.522	.846	3	4	6	8	0	0	0	47	0	0	9	
*Kiniiri, Rian	.270	88	307	48	83	9	3	4	33	110	16	0	72	26	13	.308	.358	.666	5	8	3	7	0	0	0	0	84	0	4	
Lopez, Roberto	.346	46	182	33	63	19	1	5	42	99	13	0	35	5	2	.408	.544	.952	6	0	10	2	11	0	0	0	9	11	4	
Oliver, Eric	.271	54	181	26	49	14	0	4	30	75	19	3	32	1	1	.340	.414	.754	2	0	1	4	10	0	0	0	21	0	2	
#Perez, Darwin	.282	97	326	60	92	6	7	2	36	118	32	1	76	15	8	.352	.462	.814	2	13	4	4	0	0	0	90	0	0	12	
Ramos, Kevin	.238	36	122	14	29	8	0	0	7	37	6	0	21	3	0	.290	.303	.593	0	3	3	3	0	21	0	15	0	0	6	
*Rife, Jake	.233	9	30	2	7	1	0	0	0	8	2	1	11	1	0	.281	.267	.548	0	0	0	0	0	0	0	0	5	0	2	
Rosario, Alberto	.304	48	181	34	55	9	1	4	24	78	11	0	25	8	1	.355	.431	.786	3	10	5	8	0	0	0	0	0	48	2	
#Sumi, Ikko	.238	35	101	6	24	3	0	0	4	27	7	0	31	0	0	.300	.267	.567	0	3	2	2	0	0	0	0	0	32	2	
Townsend, Jon	.243	83	268	28	65	12	0	6	24	95	29	0	89	7	5	.332	.354	.681	1	10	5	5	0	35	28	2	5	0	6	
Trout, Mike	.306	50	196	30	60	9	2	4	19	85	27	1	33	11	6	.388	.434	.821	3	5	1	2	0	0	0	0	50	0	1	
#Willits, Reggie	.267	5	15	3	4	1	0	0	1	5	4	0	2	2	0	.429	.333	.762	1	0	1	0	0	0	0	0	5	0	1	
Wilson, Bobby	.333	2	6	0	2	0	0	0	0	2	0	0	2	0	0	.333	.333	.667	0	0	0	0	0	0	0	0	0	2	0	
Younger, Adam	.262	21	61	9	16	4	3	2	8	32	8	0	24	1	2	.375	.525	.900	0	3	3	0	0	3	6	11	0	0	1	
Team Total	.278	140	4808	738	1339	252	54	117	662	2050	377	13	1067	197	92	.338	.426	.765	51	95	83	80							107	

PITCHERS	W	L	ERA	G	GS	CG	SHO	SV	SVO	IP	H	R	ER	HR	HB	BB	IBB	SO	BK	WP	GO/AB	DP	WHIP	AVG	AB	TBF	SF	GF	HLD	
Arenas, Orangel	7	3	4.55	17	17	0	0	0	0	97.0	93	54	49	9	4	45	0	71	0	7	2.07	9	1.42	.255	364	416	1	0	0	
Berg, Jeremy	1	0	1.45	10	0	0	0	0	0	18.2	16	3	3	1	1	2	0	27	0	0	1.00	2	0.96	.232	69	72	0	4	1	
Bulger, Jason	0	0	27.00	1	0	0	0	0	0	0.2	2	2	2	0	0	0	0	1	0	0	0.00	0	3.00	.500	4	4	0	0	0	
Chaffee, Ryan	7	6	6.36	20	20	0	0	0	0	104.2	126	82	74	13	12	46	0	83	0	12	1.36	13	1.64	.301	419	485	6	0	0	
Chatwood, Tyler	8	3	1.77	14	13	0	0	0	0	81.1	71	18	16	6	2	36	0	70	0	5	2.93	15	1.32	.241	295	335	1	0	0	
1*Corbin, Patrick	5	3	3.88	11	11	0	0	0	0	60.1	57	29	26	7	1	18	0	64	0	6	1.51	3	1.24	.247	231	253	2	0	0	
Correa, Manuaurys	1	11	7.83	18	14	0	0	0	0	79.1	123	74	69	20	5	12	0	33	0	7	1.14	7	1.70	.357	345	370	5	1	1	
*Fish, Robert	2	0	1.13	10	0	0	0	0	1	16.0	7	2	2	0	2	8	0	25	0	0	1.10	0	0.94	.132	53	64	0	2	4	
*Flores, Manuel	5	9	4.23	17	17	0	0	0	0	104.1	120	56	49	8	1	22	0	46	0	6	1.80	8	1.36	.289	415	444	4	0	0	
*Fuentes, Brian	0	0	0.00	1	1	0	0	0	0	1.0	0	0	0	0	0	0	0	1	0	0	1.00	0	0.00	.000	3	3	0	0	0	
Geltz, Steven	3	1	3.44	22	0	0	0	2	3	34.0	20	14	13	4	3	10	0	51	1	1	0.79	2	0.88	.167	120	134	0	9	4	
Haynes, Jeremy	1	0	2.45	11	0	0	0	1	1	18.1	15	8	5	1	1	8	0	16	0	3	2.70	3	1.25	.224	67	76	0	6	2	
Hurst, Kyle	5	3	5.31	24	7	0	0	1	1	59.1	60	38	35	7	3	17	0	44	0	0	1.08	3	1.30	.261	230	251	0	10	0	
Jang, Pil Joon	1	0	2.70	2	2	0	0	0	0	10.0	10	4	3	1	0	9	1	0	9	1	0	0.36	0	1.10	.256	39	40	0	0	0
*Kazmir, Scott	0	0	4.26	1	1	0	0	0	0	6.1	8	3	3	0	0	0	0	6	0	0	1.60	0	1.26	.296	27	27	0	0	0	
Kenney, Mike	0	0	1.93	4	0	0	0	0	1	4.2	5	1	1	0	0	7	1	1	0	1	3.33	0	2.57	.623	19	26	0	2	1	
Lopez, Baudilio	1	0	2.25	13	0	0	0	0	0	20.0	14	8	5	2	1	10	0	14	0	1	1.75	0	1.20	.192	73	85	1	7	0	
McKiernan, Eddie	3	2	3.40	55	0	0	0	28	32	55.2	47	23	21	5	0	20	3	57	1	4	1.31	3	1.20	.227	207	229	1	50	1	
*Meyer, Matt	1	0	4.32	7	0	0	0	1	1	8.1	10	4	4	0	3	0	12	0	1	0	0.30	0	1.20	.278	36	39	0	4	1	
Nabors, Kevin	1	0	0.00	7	0	0	0	1	1	9.2	4	0	0	0	1	2	0	7	0	0	1.44	1	0.62	.125	32	35	0	1	2	
Oye, Matt	1	0	0.00	3	0	0	0	0	0	5.0	2	0	0	0	1	1	0	6	0	0	8.00	1	0.60	.117	17	19	0	3	0	
Pena, Ariel	0	1	8.71	3	3	0	0	0	0	10.1	10	10	10	0	0	13	0	8	0	0	0.82	1	2.23	.270	37	50	0	0	0	
Perez, Jose	1	2	1.46	36	0	0	0	1	6	71.1	67	35	33	10	2	29	0	73	0	2	0.94	2	1.35	.247	271	307	3	10	7	
Piazza, Mike	1	1	1.40	10	1	0	0	0	0	19.1	11	3	3	0	1	6	0	27	0	3	1.14	1	0.88	.164	67	74	0	2	1	
Pugliese, Nick	4	4	3.31	36	0	0	0	0	3	57.2	62	34	34	5	3	18	0	51	0	3	1.70	3	1.39	.274	226	248	0	14	5	
Richards, Garrett	4	1	5.89	7	7	0	0	0	0	34.2	38	17	15	4	1	9	0	41	1	4	1.95	4	1.36	.281	135	147	2	0	0	
Scholl, Chris	2	1	3.41	38	0	0	0	1	3	68.2	64	27	26	2	2	20	1	82	0	3	1.53	9	1.22	.250	256	282	2	7	9	
Shoemaker, Matt	7	8	4.93	20	20	2	0	0	0	122.1	138	75	67	14	4	39	1	119	1	10	1.11	6	1.45	.283	488	531	0	0	0	
*Smith, Will	2	2	4.58	6	6	0	0	0	0	37.1	36	23	19	4	0	13	0	31	0	1	0.95	3	1.31	.259	139	156	1	0	0	
Stokes, Brian	0	0	9.00	1	0	0	0	0	0	1.0	2	1	1	0	0	0	0	1	0	0	1.00	0	2.00	.400	5	5	0	0	0	
*Taylor, Andrew	4	1	2.06	20	0	0	0	0	1	35.0	24	9	8	1	0	14	0	39	0	3	1.28	1	1.09	.186	129	144	0	6	0	



CEDAR RAPIDS KERNELS

W-L Record: 82-56

BATTERS	AVG	G	AB	R	H	-----GAMES BY POSITION-----										GI										E						
						2B	3B	HR	RBI	TB	BB	IBB	SO	SB	CS	OBP	SLG	OPS	SF	SAC	HBP	DP	1B	2B	3B		SS	OF	C			
Alliman, Terrell	.244	47	135	28	33	5	0	4	23	50	10	0	33	2	2	.309	.370	.679	1	1	3	0	0	0	0	44	0	0	0	0		
Alvarez, Ricky	.294	6	17	2	5	2	0	0	3	7	1	0	5	0	0	.368	.412	.780	0	1	1	0	0	0	4	0	0	0	0	0		
Bailey, Dwayne	.130	23	46	6	6	1	0	0	3	7	5	0	17	2	1	.216	.152	.368	0	2	0	2	4	5	9	1	3	0	1	0		
*Bass, Justin	.251	110	399	61	100	12	6	3	42	133	29	1	47	14	6	.303	.333	.637	4	3	3	11	0	0	0	0	77	0	6	0	0	
*Beuerlein, Drew	.368	5	19	5	7	1	0	0	4	14	0	0	6	0	0	.368	.737	1.105	0	1	0	1	0	0	0	0	0	5	1	0	0	
*Blackburn, Mitch	.444	2	9	1	4	0	0	0	1	4	1	0	1	0	0	.500	.444	.944	0	0	0	0	0	0	1	1	0	0	0	0	0	
*Brannon, Nolan	.278	7	18	3	5	1	0	0	3	6	2	0	2	0	0	.350	.333	.683	0	1	0	1	0	0	1	0	0	1	0	1	0	
*Cates, Richard	.270	19	74	10	20	3	0	0	11	23	7	0	12	1	1	.329	.311	.640	1	0	0	3	0	0	0	0	6	0	0	0	0	
*Contreras, Ivan	.233	8	30	9	7	4	1	0	3	13	7	0	9	4	0	.378	.433	.812	0	0	0	0	0	2	2	0	4	0	1	0	0	
Cruz, Jeremy	.289	69	270	44	78	16	4	7	41	123	18	0	63	4	5	.336	.456	.791	2	0	12	13	0	25	0	28	0	12	0	0	0	
Demperio, Michael	.031	18	32	3	1	0	0	0	0	1	4	0	15	1	1	.205	.031	.236	0	2	3	1	0	3	1	1	0	0	0	0	5	0
Grichuk, Randal	.292	52	202	41	59	19	4	7	36	107	9	0	50	4	0	.327	.530	.857	1	0	2	2	0	0	0	0	51	0	2	0	0	0
Haerther, Casey	.307	113	433	54	133	26	2	8	74	187	29	3	72	10	4	.352	.432	.784	4	2	3	16	92	0	0	0	0	0	0	9	0	0
*Jimenez, Jose	.245	88	294	35	72	15	1	7	42	110	40	1	56	2	0	.334	.374	.710	5	2	3	5	20	0	1	0	0	57	7	0	0	0
Jimenez, Luis	.292	43	168	32	49	15	5	2	38	80	11	0	27	6	2	.332	.476	.808	4	0	1	3	0	0	30	0	0	0	0	7	0	0
Karcich, Jon	.273	93	297	56	81	21	4	6	29	128	44	0	63	7	7	.376	.431	.807	3	5	7	7	0	0	0	92	0	0	27	0	0	0
*Long, Matt	.305	125	466	87	142	30	12	4	74	208	59	0	67	23	9	.382	.446	.829	9	14	5	8	0	0	0	0	121	0	5	0	0	0
*Mann, Tyler	.174	10	23	4	4	1	0	0	3	5	1	0	7	0	0	.231	.217	.448	1	0	1	0	4	0	0	0	2	0	0	0	0	0
Oliver, Eric	.245	47	155	26	38	9	0	0	3	23	56	21	0	26	0	0	.374	.361	.735	2	0	12	5	19	0	0	15	0	3	0	0	0
Ramirez, Carlos	.226	77	257	39	58	9	2	9	34	98	35	2	72	3	2	.337	.381	.718	2	0	9	4	0	0	0	0	77	6	0	0	0	0
Ramos, Kevin	.164	25	67	9	11	1	0	0	5	12	7	0	17	1	2	.205	.179	.429	1	4	1	4	1	5	6	12	1	0	3	0	0	0
Segura, Jean	.313	130	515	89	161	24	12	10	79	239	45	3	72	50	10	.365	.464	.829	8	11	2	5	0	125	0	0	0	0	13	0	0	0
Tignor, Hampton	.000	1	2	0	0	0	0	0	0	1	0	0	0	0	0	.000	.000	.000	0	1	0	0	0	0	0	0	0	1	0	0	0	0
Trout, Mike	.362	81	312	76	113	19	7	6	39	164	46	2	52	45	9	.454	.526	.979	1	2	7	1	0	0	0	0	80	0	0	0	0	0
Wing, Michael	.287	90	296	33	85	16	4	8	48	133	28	0	56	2	8	.353	.449	.803	5	6	5	10	5	6	64	15	1	0	12	0	0	0
Younger, Adam	.156	23	77	10	12	2	0	3	11	23	8	0	24	0	0	.125	.299	.534	0	0	2	0	0	0	0	22	0	0	4	0	0	0
Team Total	.278	138	4613	763	1284	252	64	89	670	1931	467	12	871	181	70	.350	.419	.769	54	58	70	103								138		0

MINOR LEAGUE

PITCHERS	W	L	ERA	G	GS	CG	SHO	SV	SVO	IP	H	R	ER	HR	HR	BB	IBB	SO	BK	WP	GO/AO	DP	WHIP	AVG	AB	TBF	SF	GF	HLD	
Almeida, Yeison	2	0	5.50	9	0	0	0	0	0	18.0	18	11	11	0	0	10	0	13	1	1	1.21	2	1.56	.247	73	84	0	2	1	0
Andrew, Carson	1	2	3.38	13	1	0	0	0	1	26.2	32	17	10	2	3	9	1	20	0	0	1.95	4	1.54	.302	106	121	1	4	3	0
Arenas, Orangel	4	5	2.01	9	9	0	0	0	0	53.2	41	17	12	2	2	15	0	36	0	1	2.40	5	1.04	.212	193	213	0	0	0	0
Bachanov, Jon	2	0	5.47	18	0	0	0	2	2	26.1	31	17	16	1	3	14	0	23	0	7	1.94	4	1.71	.304	102	121	0	7	1	0
Baez, Suammy	0	0	2.79	3	1	0	0	0	0	9.2	8	3	3	0	0	8	0	11	1	0	2.00	1	1.66	.229	35	44	1	1	0	0
Berg, Jeremy	0	0	1.17	16	0	0	0	4	4	23.0	17	4	3	0	2	4	0	20	0	2	1.61	1	0.91	.200	85	91	0	7	1	0
*Boshers, Buddy	3	0	4.31	36	7	1	0	0	0	77.1	84	44	37	5	3	20	2	75	0	4	1.29	7	1.34	.270	311	339	3	4	5	0
Bressoud, C.J.	0	1	8.53	5	0	0	0	0	1	6.1	10	8	6	0	1	6	0	10	0	1	1.33	0	2.53	.370	27	35	1	1	0	0
Carpenter, David	2	4	2.58	37	0	0	0	8	8	45.1	36	19	13	2	7	19	2	52	0	3	1.61	5	1.21	.225	160	193	4	28	1	0
*Corbin, Patrick	8	0	3.86	9	9	0	0	0	0	58.1	52	28	25	2	3	10	0	42	1	4	1.20	1	1.06	.245	212	230	3	0	0	0
Correa, Manuaurys	1	1	2.45	11	1	0	0	1	1	22.0	16	9	6	1	0	2	0	11	0	1	0.80	0	0.82	.198	81	86	3	4	1	0
George, Bryant	1	1	13.50	3	0	0	0	0	1	2.2	3	4	4	1	0	3	0	4	0	1	4.00	0	2.25	.250	12	15	0	1	0	0
Hellweg, John	2	4	4.33	41	0	0	0	16	19	43.2	20	21	21	2	4	45	0	66	0	9	1.03	1	1.49	.133	150	201	2	36	0	0
Hurst, Kyle	4	2	2.84	9	0	0	0	0	3	19.0	14	10	6	1	0	7	1	20	0	0	0.70	1	1.11	.203	69	76	0	1	0	0
Jung, Young-Il	2	1	4.37	19	0	0	0	0	1	22.2	12	12	11	1	1	22	0	23	0	6	1.05	0	1.50	.156	77	102	1	2	4	0
*Kehrer, Tyler	6	5	4.56	27	14	0	0	4	4	116.1	106	72	59	7	13	70	0	108	0	12	1.45	12	1.51	.245	432	522	4	7	3	0
Kenney, Mike	4	3	3.51	34	0	0	0	5	5	51.1	41	21	20	4	1	15	0	44	0	3	2.15	7	1.09	.219	187	205	0	18	3	0
*Locke, Stephen	8	7	4.37	19	18	1	1	0	0	117.1	136	63	57	9	5	31	1	77	1	4	1.84	12	1.42	.294	463	509	3	1	0	0
Martinez Mesa, Fabio	7	3	3.92	20	19	0	0	0	0	103.1	80	49	45	6	3	76	0	141	0	12	1.32	5	1.51	.216	370	452	3	0	0	0
Oye, Matt	0	1	1.85	15	0	0	0	0	1	24.1	21	5	5	0	1	7	0	22	0	1	1.58	1	1.15	.231	91	101	2	6	3	0
Pena, Ariel	7	5	3.76	18	18	1	0	0	0	103.0	93	51	43	7	7	60	1	88	1	8	0.95	7	1.49	.242	385	457	5	0	0	0
Richards, Garrett	8	4	3.41	19	2	0	0	0	0	108.1	92	48	41	6	3	34	0	108	1	1	1.99	10	1.16	.229	402	443	1	0	0	0
*Russell, Max	2	3	5.31	8	8	0	0	0	0	42.1	55	26	25	10	3	8	0	30	0	3	0.89	4	1.49	.322	171	184	2	0	0	0
1*Skaggs, Tyler	8	4	3.61	19	14	0	0	0	0	82.1	78	35	33	6	4	21	1	82	1	1	1.59	6	1.20	.252	309	341	0	3	0	0
Team Total	82	56	3.83	138	138	5	10	40	52	1203.1	1096	594	512	75	69	516	9	1126	7	85	1.45	96	1.34	.243	4503	5165	39	133	26	0

KEY: * - left-handed hitter/pitcher, # - switch hitter



W-L Record: 39-36

BATTERS	AVG	G	AB	R	H	2B	3B	HR	RBI	TB	BB	IBB	SO	SB	CS	OBP	SLG	OPS	SF	SAC	HBP	GAMES BY POSITION												
																						DP	1B	2B	3B	SS	OF	C	E					
Alliman, Terrell	.282	9	39	5	11	1	0	0	3	12	3	0	13	0	3	.333	.308	.641	0	0	0	2	0	0	0	0	0	6	0	3				
Alvarez, Ricky	.211	25	90	10	19	7	0	2	12	32	0	0	29	0	0	.226	.356	.581	1	0	2	0	0	0	20	0	1	0	2	0				
Arendse, Kevin	.111	4	9	0	1	0	0	0	0	1	0	0	1	0	0	.200	.111	.311	0	0	1	0	0	0	0	0	0	0	4	0				
#Beuerlein, Drew	.225	15	40	8	9	3	0	0	8	12	4	0	10	0	0	.304	.300	.604	1	1	1	0	0	0	0	0	0	0	12	0				
Broussard, Ryan	.203	43	123	19	25	6	0	1	11	34	11	0	23	2	3	.277	.276	.554	1	6	2	1	0	10	3	25	2	0	8	0				
*Calhoun, Kole	.292	56	202	43	59	14	4	7	42	102	39	1	45	3	1	.411	.505	.916	2	1	3	3	0	0	0	0	55	0	2	0				
Campos, Jesus	.190	6	21	1	4	1	0	0	2	5	1	0	5	0	1	.227	.238	.465	0	1	0	1	0	1	0	5	0	0	1	0				
*Cates, Richard	.400	1	5	0	2	0	0	0	2	2	0	0	1	0	0	.400	.400	.800	0	0	0	0	0	0	0	0	1	0	0	0				
Cisterna, Ryan	.100	6	10	1	1	0	0	0	1	1	2	0	4	0	0	.250	.100	.350	0	0	0	1	0	0	0	0	0	0	6	2				
#Coward, Kaleb	.400	1	5	1	2	0	0	1	3	5	1	0	2	0	0	.500	1.000	1.500	0	0	0	0	0	0	1	0	0	0	1	0				
*Decker, Brandon	.341	52	173	33	59	15	0	13	47	113	16	3	44	0	0	.429	.653	1.082	2	0	12	4	32	0	0	0	0	1	0	2	0			
Eichelberger, Daniel	.252	42	115	19	29	2	5	3	15	50	5	0	25	2	2	.293	.435	.727	1	2	2	0	0	0	0	0	27	0	0	0				
*Farnsworth, Nicholas	.260	60	200	33	52	11	1	8	34	89	29	0	73	1	1	.356	.445	.801	2	0	2	3	44	0	0	0	0	0	0	8	0			
*Gomez, Rolando	.250	55	192	27	48	8	5	4	20	78	13	0	55	7	4	.298	.406	.704	0	1	0	2	0	0	0	52	0	0	16	0				
Hatton, Wes	.301	66	246	37	74	9	7	4	37	109	15	0	71	5	2	.337	.443	.780	5	6	1	7	0	66	0	0	0	0	0	0	19			
*Heid, Andrew	.362	68	287	62	104	12	1	9	34	145	35	0	40	9	6	.435	.505	.940	3	4	4	2	0	0	0	0	68	0	0	0	0			
*Nichols, Thomas	.239	61	218	35	52	16	0	9	36	95	13	0	64	1	0	.310	.436	.746	3	4	11	3	0	0	56	0	1	0	12	0				
#Oldfield, Andrew	.136	32	81	12	11	3	0	1	3	17	6	1	34	0	1	.228	.210	.438	1	4	4	0	0	0	0	0	0	0	32	4				
*Pardo, Braulio	.000	1	4	0	0	0	0	0	0	0	0	0	2	0	0	.000	.000	.000	0	0	0	0	0	0	0	0	0	0	1	3				
*Rife, Jake	.343	29	105	21	36	1	3	4	19	55	11	1	20	7	2	.408	.524	.932	2	2	2	2	0	0	0	0	8	0	0	0				
Sodders, Michael	.253	33	99	18	25	5	0	5	17	45	8	0	31	0	0	.315	.455	.769	0	1	1	1	11	5	4	0	0	0	4	0				
Tignor, Hampton	.192	42	120	12	23	2	0	0	7	25	8	0	30	0	0	.269	.208	.477	1	4	5	1	0	0	0	0	0	40	6	0				
Witherspoon, Travis	.309	71	288	57	89	11	3	10	45	136	24	0	73	20	0	.365	.472	.837	1	8	2	3	0	0	0	0	71	0	0	5				
Team Total	.275	75	2672	454	735	127	29	81	398	1163	244	6	695	57	26	.345	.435	.780	26	45	55	36									111			

PITCHERS	W	L	ERA	G	GS	CG	SHO	SV	SVO	IP	H	R	ER	HR	HB	BB	TBB	SO	BK	WP	GO/AB	DP	WHIP	AVG	AB	TBF	SF	GF	HLD
Almeida, Yeison	2	0	4.76	10	0	0	0	0	0	17.0	19	9	9	3	1	5	0	13	0	3	0.94	0	1.41	.284	67	73	0	4	0
Andrew, Carson	0	1	3.45	6	0	0	0	0	0	15.2	12	7	6	1	2	2	0	14	0	2	1.38	2	0.89	.194	62	66	0	0	1
*Blanco, Joshua	1	4	5.87	14	6	0	0	0	0	38.1	37	31	25	3	3	30	1	42	1	6	0.72	1	1.75	.264	140	181	2	1	0
Cendejas, Eric	1	0	5.79	3	0	0	0	0	1	4.2	5	4	3	0	1	5	2	4	0	0	0.43	0	2.14	.278	18	27	2	2	0
Diemer, Brian	2	1	5.48	20	4	0	0	0	1	44.1	40	30	27	1	8	30	1	45	0	6	1.24	2	1.58	.235	170	208	0	3	4
Fowler, Seth	0	0	8.50	11	1	0	0	0	0	18.0	27	21	17	3	1	11	0	10	0	4	0.95	0	2.11	.338	80	95	3	1	0
George, Bryant	4	1	1.98	20	0	0	0	1	3	41.0	37	11	9	1	1	15	2	44	0	2	1.81	3	1.27	.243	152	171	1	4	6
*Giardina, Carmine	3	3	5.51	14	6	0	0	0	0	32.2	58	23	20	2	2	11	0	31	0	8	2.56	4	2.11	.400	145	158	0	3	0
Graham, Caleb	2	1	3.45	19	0	0	0	1	2	28.2	33	16	11	1	5	16	2	30	0	1	0.75	3	1.71	.284	116	140	2	10	3
Gregersen, Erik	0	0	7.71	2	0	0	0	0	0	2.1	0	2	2	0	2	4	0	5	0	2	1.00	0	1.71	.000	7	13	0	0	1
Jang, Pil Joon	2	3	3.96	15	15	0	0	0	0	75.0	88	49	33	7	5	16	1	39	1	7	1.27	6	1.39	.290	303	329	0	0	0
Johnson, Kevin	1	4	4.75	18	9	0	0	0	2	60.2	71	37	32	3	1	24	3	44	2	9	2.14	9	1.57	.293	242	270	2	1	2
Kinzer, Taylor	1	1	4.85	16	0	0	0	0	0	26.0	34	16	14	1	1	9	2	24	0	1	1.35	2	1.65	.333	102	114	0	12	0
La Tempa, Justin	1	2	2.84	5	0	0	0	0	1	6.1	4	5	2	0	0	2	0	5	0	1	1.60	0	0.95	.190	21	26	1	1	0
*Meade, Aaron	0	2	5.87	7	6	0	0	0	0	15.1	14	13	10	1	1	13	0	9	0	1	1.25	1	1.76	.233	60	74	0	0	0
Melioris, Joe	0	0	14.40	3	0	0	0	0	0	5.0	12	8	8	3	0	0	0	3	0	1	1.00	1	2.40	.462	26	26	0	0	0
Nichols, Heath	4	2	3.57	7	7	1	0	0	0	35.1	30	17	14	2	0	13	0	26	0	5	1.52	5	1.22	.226	133	146	0	0	0
Oye, Matt	0	0	1.69	3	0	0	0	1	1	5.1	5	1	1	0	1	0	1	0	0	1	4.00	0	1.13	.227	22	25	0	1	0
Piazza, Mike	0	0	5.84	8	0	0	0	1	1	12.1	16	9	8	3	1	7	0	17	2	1	0.70	0	1.86	.320	50	58	0	5	0
Reynolds, Daniel	0	0	0.00	4	0	0	0	0	0	5.0	2	0	0	0	0	1	0	4	0	0	0.67	0	0.60	.125	16	17	0	1	1
Roach, Donn	4	1	6.04	16	10	0	0	0	1	53.2	64	39	36	6	7	16	1	59	1	7	2.57	7	1.49	.294	218	243	0	2	2
*Robinson, Dakota	1	5	5.21	21	0	0	0	0	2	38.0	45	25	22	3	0	12	1	28	0	6	1.44	6	1.50	.306	147	163	3	4	4
*Russell, Max	4	0	3.41	7	6	0	0	0	0	31.2	27	12	12	4	4	3	0	31	3	3	1.52	3	0.95	.229	118	125	0	0	0
Schugel, AJ	2	2	8.59	6	0	0	0	1	1	7.1	8	7	7	0	0	6	0	9	0	0	2.25	0	1.91	.267	30	36	2	0	0
Tillman, Daniel	2	2	1.95	22	0	0	0	0	10	33	32	1	23	8	7	0	3	10	2	5	0.69	1	1.02	.195	118	132	1	17	0
Tulio, Aaron	2	1	2.05	7	5	0	0	0	0	22.0	16	6	5	0	2	8	1	21	0	1	1.00	2	1.09	.205	78	90	1	0	0



ARIZONA ANGELS

W-L Record: 24-31

BATTERS	AVG	G	AB	R	H	2B	3B	HR	RBI	TB	BB	IBB	SO	SB	CS	OBP	SLG	OPS	SF	SAC	HBP	GI ——— GAMES BY POSITION ———										E
																						DP	1B	2B	3B	SS	OF	C	E			
Arendse, Kevin	.222	8	27	3	6	1	0	0	1	7	2	0	8	0	0	.300	.259	.559	0	0	1	0	0	0	0	0	0	0	0	8		
*Baird, Dillon	.231	4	13	4	3	1	0	0	0	4	2	0	2	0	0	.333	.308	.641	0	0	0	1	0	0	3	0	0	0	0	0		
Barber, George	.235	7	17	4	4	1	0	0	1	5	2	0	7	1	0	.381	.294	.675	0	1	2	1	0	0	0	0	7	0	0	0		
#Beuerlein, Drew	.250	9	36	5	9	1	0	0	3	10	2	0	16	1	0	.308	.278	.585	0	0	1	0	0	0	0	0	0	7	0	0		
*Blackburn, Mitch	.204	14	49	3	10	1	0	0	5	11	3	0	11	0	1	.255	.224	.479	2	1	1	1	0	0	0	14	0	0	3	0		
Bolaski, Michael	.230	43	165	15	38	6	0	0	14	44	11	0	45	2	4	.291	.267	.557	0	0	3	6	4	2	36	0	0	0	15	6		
Bolden, Ryan	.187	44	150	17	28	1	5	0	16	39	14	0	68	11	7	.278	.260	.538	0	0	5	2	0	0	0	0	44	0	6	0		
Brossman, Jay	.000	2	3	0	0	0	0	0	0	0	1	0	0	0	0	.250	.000	.250	0	0	0	0	0	0	2	0	0	0	0	1		
Campos, Jesus	.429	2	7	0	3	1	0	0	0	4	1	0	1	0	1	.500	.571	1.071	0	0	0	0	0	0	1	1	0	0	0	0		
*Clarke, Chevez	.216	38	162	26	35	5	7	3	16	63	14	0	55	9	2	.294	.389	.683	0	0	4	4	0	0	0	0	37	0	5	0		
#Coward, Kaleb	.143	6	21	0	3	0	0	0	0	4	3	0	6	0	0	.136	.143	.279	1	0	0	0	0	0	2	0	0	0	0	1		
De Los Santos, Anel	.167	2	6	0	1	0	0	0	2	1	0	0	1	0	0	.143	.167	.310	1	0	0	0	0	0	0	0	0	2	0	0		
Grichuk, Randal	.327	12	49	7	16	3	2	4	10	35	3	0	9	0	0	.365	.714	1.080	0	0	1	0	0	0	0	0	8	0	0	0		
Irvine, Steven	.266	25	79	17	21	6	1	0	11	29	17	0	17	1	0	.398	.367	.765	1	2	1	2	0	6	12	0	5	0	3	0		
*Lindsey, Taylor	.284	45	194	26	55	12	6	0	18	79	12	0	33	8	3	.325	.407	.733	2	2	1	3	0	45	0	0	0	0	0	6	0	
Mallard, James	.250	4	16	1	4	2	0	0	3	6	2	0	9	0	0	.333	.375	.708	0	0	1	2	0	0	0	0	0	0	0	0	0	
*Mitchell, Gary	.231	40	134	20	31	4	4	0	13	43	17	0	59	7	1	.325	.321	.646	1	1	2	0	0	0	0	0	39	0	5	0		
*Pardo, Brautio	1.000	1	1	0	1	0	0	0	0	1	1	0	0	0	0	1.000	1.000	2.000	0	0	0	0	0	0	0	0	0	1	0	0	0	
*Rife, Jake	.276	27	105	15	29	4	6	0	12	45	11	0	22	2	3	.350	.429	.779	0	0	1	0	0	0	0	0	16	0	4	0		
Rivers, Ryan	.174	20	69	7	12	2	0	0	5	14	4	0	28	0	0	.240	.203	.443	0	0	2	0	15	0	0	0	0	0	0	4	0	
Rodriguez, J.C.	.242	33	128	19	31	3	3	7	20	61	11	0	42	1	0	.336	.477	.782	3	0	2	3	0	0	0	0	0	21	6	0		
Sanford, Tyler	.247	23	81	11	20	2	0	1	9	25	7	0	30	0	2	.307	.309	.615	0	0	0	5	0	0	0	0	0	20	1	0		
*Sneed, James	.000	3	6	0	0	0	0	0	0	0	0	0	1	0	0	.000	.000	.000	0	0	0	0	0	0	0	0	2	0	1	0		
Soto, Eduardo	.125	17	48	3	6	1	1	0	2	9	4	0	22	1	0	.192	.188	.380	0	1	0	1	0	2	4	10	0	0	7	0		
*Soto, Wendell	.260	32	127	14	33	2	2	0	16	39	10	0	36	13	4	.319	.307	.626	0	1	1	0	0	0	0	30	0	0	14	0		
Turner, Michael	.118	16	51	4	6	0	0	0	5	6	4	0	22	3	1	.182	.118	.299	0	2	0	2	0	0	0	0	12	0	2	0		
*Yakubik, Jerod	.307	41	153	26	47	10	3	0	22	63	17	1	27	2	2	.389	.412	.800	1	0	4	1	36	0	0	0	3	0	4	0	0	
Team Total	.238	55	1897	247	452	69	40	15	208	646	172	1	577	62	31	.310	.341	.651	12	11	31	34								99		

MINOR LEAGUE

PITCHERS	W	L	ERA	G	GS	CG	SHO	SV	SVO	IP	H	R	ER	HR	BB	IBB	SO	BK	WP	GO/AO	DP	WHIP	AVG	AB	TBF	SF	GF	HLD	
Andrew, Carson	0	0	3.38	2	0	0	0	0	0	2.2	4	1	1	0	0	0	0	0	0	1.00	0	1.50	.364	11	11	0	0	0	
Baez, Suammy	4	4	2.68	13	13	0	0	0	0	74.0	78	31	22	7	4	17	0	70	1	8	1.64	1	1.28	.266	293	317	1	0	0
Bedrosian, Cameron	0	2	4.50	5	4	0	0	0	0	12.0	13	11	6	0	0	7	0	10	1	6	1.88	1	1.67	.283	46	55	1	0	0
*Burkard, Alexander	1	2	5.91	15	1	0	0	0	0	21.1	30	18	14	0	0	18	1	28	0	5	1.83	3	2.25	.323	93	114	2	3	1
Cendejas, Eric	3	1	1.96	15	0	0	0	1	3	23.0	18	5	5	0	1	4	0	25	0	0	1.33	0	0.96	.209	86	92	1	7	0
Clerici, Adam	0	0	13.50	4	0	0	0	0	0	3.1	10	5	5	0	0	1	0	4	0	1	1.50	0	3.30	.526	19	20	0	0	0
Fowler, Seth	0	0	3.60	5	0	0	0	1	1	5.0	6	2	2	0	0	2	0	7	0	0	0.40	0	1.60	.300	20	22	0	2	1
Gregersen, Erik	0	0	0.87	17	0	0	0	2	3	20.2	13	4	2	0	3	5	0	27	0	11	1.83	4	0.87	.181	72	81	0	8	2
Kelley, Ty	1	1	14.29	6	0	0	0	0	1	5.2	9	9	9	0	0	3	0	9	0	1	1.67	0	2.12	.375	24	29	1	2	0
Kinzer, Taylor	0	0	3.00	3	0	0	0	0	1	3.0	2	1	1	1	0	0	0	4	0	0	1.00	0	0.67	.200	10	10	0	1	0
Lopez, Baudilio	1	1	6.00	7	1	0	0	1	1	15.0	18	11	10	0	0	3	0	16	0	3	1.80	0	1.40	.281	64	67	0	2	0
*Marshall, Kristofer	3	2	3.55	18	0	0	0	0	0	25.1	24	12	10	1	3	5	0	26	0	3	1.56	2	1.14	.253	95	106	2	7	2
*Meade, Aaron	1	1	2.25	2	2	0	0	0	0	8.0	9	3	2	0	0	6	0	6	0	0	1.00	1	1.88	.281	32	38	0	0	0
Melioris, Joe	3	3	3.44	12	7	0	0	0	0	49.2	58	28	19	1	2	5	0	48	0	2	1.27	3	1.27	.291	199	209	1	0	0
Mistic, Chance	3	4	4.50	12	10	0	0	0	0	52.0	57	30	26	3	2	15	0	44	0	1	1.68	7	1.38	.292	195	215	2	0	1
Mosebach, Bobby	0	0	3.86	5	0	0	0	0	1	7.0	8	5	3	0	1	0	0	6	0	0	1.00	0	1.14	.286	28	30	1	0	0
Nichols, Heath	2	3	4.20	8	5	0	0	1	2	45.0	47	25	21	3	4	10	0	44	1	4	2.58	2	1.27	.269	175	192	2	1	0
Ortega, Anthony	0	0	8.00	5	3	0	0	0	0	9.0	11	8	8	1	0	5	0	11	0	0	1.29	0	1.78	.297	37	43	1	1	0
Palmer, Matt	0	0	0.00	2	1	0	0	0	0	4.0	2	0	0	0	0	1	0	2	0	0	1.25	2	0.75	.182	11	12	0	0	0
Schugel, AJ	0	0	1.72	11	0	0	0	2	2	15.2	15	5	3	0	0	5	0	12	0	2	1.91	1	1.28	.259	58	64	1	5	2
Sooke, Aaron	1	2	4.60	14	2	0	0	0	0	31.1	28	21	16	3	5	12	0	27	1	1	1.33	3	1.28	.235	119	139	3	2	1
St. John, Vinnie	0	0	9.00	4	0	0	0	0	0	7.0	11	7	7	0	2	4	0	8	2	3	5.50	4	2.14	.393	28	34	0	1	0
*Wiedenbauer, John	0	3	6.46	14	6	0	0	2	2	39.0	54	31	28	3	1	16	0	28	0	5	1.32	1	1.79	.318	170	188	1	4	0
Yinger, Chad	1	2	1.74	16	0	0	0	3	6	20.2	18	8	4	0	1	8	0	16	0	1	1.05	2	1.26	.228	79	89	0	9	1
Team Total	24	31	4.02	55	55	0	3	13	23	499.1	543	281	223	23	29	152	1	484	6	57	1.55	37	1.39	.276	1964	2177	20	55	11

KEY: * - lefthanded hitter/pitcher, # - switch hitter



DOMINICAN ANGELS



W-L Record: 37-28

BATTERS	AVG	G	AB	R	H	GAMES BY POSITION																								
						2B	3B	HR	RBI	TB	BB	SO	SB	CS	OBP	SLG	OPS	SF	SAC	HBP	DP	1B	2B	3B	SS	OF	C	E		
Adames, Waskal	.296	54	179	28	53	11	5	3	26	83	22	3	44	19	5	.389	.464	.852	3	1	7	3	0	0	0	48	0	5		
Alamanzar, Michael	.167	12	24	0	4	0	0	0	0	4	0	0	10	0	0	.200	.167	.367	0	0	1	0	0	0	0	0	0	5		
Beltran, Glenn	.286	52	182	22	52	11	2	0	25	67	12	0	35	7	4	.342	.368	.710	1	1	4	4	0	0	0	50	0	3		
#De La Cruz, Ercilio	.218	30	78	7	17	2	1	0	6	21	18	1	31	5	1	.365	.269	.634	0	2	0	2	0	0	0	30	0	4		
#Dionicio, Ismael	.277	50	159	20	44	2	1	0	17	48	11	0	28	10	9	.326	.302	.627	1	3	1	3	0	22	0	0	19	0	6	
Encarnacion, David	.192	25	78	8	15	2	0	0	4	17	5	0	29	5	0	.238	.218	.456	1	1	0	0	0	0	0	24	0	3		
Grance, Moises	.220	48	159	18	35	11	3	1	13	55	22	0	36	5	3	.326	.346	.672	0	3	3	4	0	26	0	21	0	0	10	
#Hernandez, Jonattan	.198	27	81	9	16	3	0	2	14	25	6	0	18	0	0	.261	.309	.570	0	0	1	1	0	0	0	0	0	14	6	
Jolly, Luis	.168	30	95	8	16	4	4	0	2	28	10	0	47	6	1	.288	.295	.583	0	0	6	0	0	0	0	25	0	3		
#Linares, Raul	.245	59	188	40	46	9	3	1	26	64	30	0	32	23	7	.373	.340	.713	1	13	9	4	0	7	47	0	0	0	12	
Lugo, Carlos	.207	51	116	30	24	2	1	1	15	31	35	0	32	2	4	.415	.267	.682	1	4	7	4	0	0	0	0	0	50	2	
#Martinez, Sandy	.000	2	3	0	0	0	0	0	1	0	2	0	0	0	0	.400	.000	.400	0	0	0	0	0	0	0	0	0	1	0	
Mateo, Steven	.229	33	105	8	24	5	0	0	12	29	10	1	31	0	2	.297	.276	.573	2	0	1	3	0	0	9	0	0	0	7	
Piron, Lorenzo	.228	40	123	10	28	2	0	0	17	30	9	0	21	3	3	.297	.244	.541	2	2	4	2	16	0	7	0	0	0	4	
Rodriguez, Angel	.210	40	124	20	26	1	0	14	29	8	0	21	10	2	.301	.234	.535	2	9	5	24	11	5	0	0	0	0	7		
Ruiz, Reynaldo	.125	15	32	3	4	1	0	0	0	5	6	1	14	1	2	.282	.156	.438	0	2	1	0	0	0	0	0	15	0	2	
#Salcedo, Erick	.226	29	62	14	14	3	2	0	5	21	8	0	17	1	0	.310	.339	.649	1	2	0	0	0	0	1	0	19	0	0	4
#Suriel, Alexander	.216	36	102	7	22	2	1	0	15	26	9	1	27	0	1	.286	.255	.541	0	1	1	3	35	0	0	0	0	0	4	
Toribio, Pedro	.303	39	122	27	37	1	3	0	15	44	14	0	18	15	3	.386	.361	.746	1	0	3	7	0	0	0	30	0	0	13	
Vivas, Enyelber	.107	13	28	3	3	1	0	0	3	4	5	0	4	0	0	.257	.143	.400	1	0	1	0	0	0	0	0	0	11	1	
Team Total	.235	65	2040	282	480	73	27	8	230	631	242	7	495	112	47	.331	.309	.641	17	37	59	45							117	

PITCHERS	W	L	ERA	G	GS	CG	SHO	SV	SVO	IP	H	R	ER	HR	HB	BB	IBB	SO	BK	WP	GO/AO	DP	WHIP	AVG	AB	TBF	SF	GF	HLD
*Araujo, Joan	0	1	3.60	8	0	0	0	1	1	10.0	6	6	4	1	1	11	0	13	0	0	1.14	1	1.70	.171	35	47	0	3	2
*Batista, Hamsen	0	0	12.27	5	0	0	0	1	1	7.1	13	10	10	1	4	6	0	4	0	1	2.40	4	2.59	.419	31	42	1	0	0
Batista, Lay	3	2	1.74	14	0	0	0	1	2	31.0	18	8	6	0	4	19	0	25	0	2	1.25	3	1.19	.168	107	131	0	6	2
Cruz, Junior	4	3	2.94	12	12	0	0	0	0	70.1	64	32	23	0	8	26	0	46	1	4	2.21	10	1.28	.244	262	299	1	0	0
Diaz, Jairo	3	1	3.67	16	0	0	0	3	5	27.0	22	12	11	0	3	10	0	28	1	4	1.32	0	1.19	.220	100	117	0	9	2
Garcia, Franklin	3	3	4.44	12	2	0	0	0	0	24.1	25	15	12	0	4	17	0	15	1	5	2.00	3	1.73	.275	91	114	0	3	0
Gomez, Jordany	3	0	2.35	14	0	0	0	3	5	23.0	24	8	6	0	6	8	0	18	0	4	1.71	1	1.39	.282	85	101	2	7	0
Hurtado, Daniel	4	0	2.23	9	9	0	0	0	0	44.1	31	13	11	4	6	10	0	36	0	1	1.26	4	0.92	.207	150	168	1	0	0
*Jimenez, Eswardin	4	5	2.50	13	13	2	0	0	0	82.2	72	29	23	0	6	20	3	85	0	6	1.87	11	1.11	.238	302	336	2	0	0
Perez, Gabriel	5	4	2.85	12	12	1	0	0	0	66.1	55	27	21	1	11	18	0	67	2	4	0.90	6	1.10	.225	244	280	5	0	0
Ramirez, Orlando	1	1	1.57	12	0	0	0	1	1	23.0	21	6	4	0	1	2	2	19	1	3	1.76	4	1.00	.250	84	91	2	7	2
Reyes, Jose	0	1	5.40	8	1	0	0	0	0	10.0	9	9	6	3	0	8	0	8	0	3	2.50	0	1.70	.231	39	48	0	4	0
Rodriguez, Jose	0	0	6.48	7	0	0	0	0	0	8.1	7	6	6	1	2	10	0	5	0	3	1.86	4	2.04	.241	29	41	0	4	0
*Santana, Francisco	2	2	4.46	10	4	1	1	1	1	34.1	36	17	17	1	4	13	0	21	1	6	0.93	4	1.43	.273	132	150	1	2	0
*Santiago, Jean	4	2	2.19	12	12	1	0	0	0	74.0	58	28	18	3	3	19	0	71	2	5	1.20	4	1.04	.212	274	299	2	0	0
Santos, Edward	1	2	2.08	14	0	0	0	7	7	21.2	22	6	5	0	1	10	1	18	1	2	1.21	1	1.48	.275	80	94	1	13	0
Toribio, Pedro	0	0	0.00	1	0	0	0	1	1	3.0	0	0	0	0	0	0	0	8	0	0	1.00	0	0.00	.000	10	10	0	1	0
Toribio, Roberto	0	1	0.00	2	0	0	0	0	0	5.0	3	2	0	0	0	0	0	8	0	0	0.40	1	0.60	.167	18	18	0	1	0
Team Total	37	28	2.91	65	65	5	8	18	24	565.2	486	234	183	15	64	207	6	495	10	53	1.43	61	1.23	.234	2073	2386	18	60	8

KEY: * - lefthanded hitter/pitcher, # - switch hitter

MINOR LEAGUE



MICHAEL ALAMANZAR

AGE: 20 **BORN:** February 16, 1991 in Castillo, DO
BATS & THROWS: Right
HIGH SCHOOL: Maria Paulino Viuda Perez
FULL NAME: Michael Zapata Alamanzar

RESIDES: Castillo, DO **HT.:** 5-10 **WT.:** 185
ACQUIRED: Signed as international free agent, March 5, 2010
COLLEGE: Maria Paulino Viuda Perez
SIGNED BY: Rafael Ramirez (Angels)

Year	Club	AVG	G	AB	R	H	2B	3B	HR	RBI	SH	SF	HBP	BB	IBB	SO	SB	CS	GDP	SLG	OBP	E	
2010	—Angels (DSL)	.167	12	24	0	4	0	0	0	0	0	0	0	1	0	0	10	0	0	0	.167	.200	1

TERRELL ALLIMAN

AGE: 22 **BORN:** Oct. 15, 1988 in North York, CAN
BATS & THROWS: Right
HIGH SCHOOL: Bluevale Collegiate Inst. (Waterloo, Ont.)
FULL NAME: Terrell Jerome Alliman

RESIDES: Waterloo, ONT, CAN **HT.:** 6-3 **WT.:** 185
ACQUIRED: 43rd round of 2007 amateur draft (signed Aug. 15, 2007)
COLLEGE: —

SIGNED BY: Alex Messier (Angels)

Year	Club	AVG	G	AB	R	H	2B	3B	HR	RBI	SH	SF	HBP	BB	IBB	SO	SB	CS	GDP	SLG	OBP	E
2008	—Angels (ASL)	.339	45	180	36	61	★17	5	1	39	0	2	2	12	0	44	8	3	2	.506	.383	13
2009	—Orem	.307	61	202	36	62	18	0	0	24	2	1	1	26	0	27	12	3	4	.396	.387	5
2010	—Orem	.282	9	39	5	11	1	0	0	3	0	0	0	3	0	13	0	3	2	.308	.333	3
	Cedar Rapids	.244	47	135	28	33	5	0	4	23	1	1	3	10	0	33	2	2	0	.370	.309	0
MINOR TOTALS		.300	162	556	105	167	41	5	5	89	3	4	6	51	0	117	22	11	8	.419	.363	21

★ led or tied for league lead

YEISON ALMEIDA

AGE: 21 **BORN:** March 13, 1990 in El Tigrero, Anzo., VZ
BATS & THROWS: Right
HIGH SCHOOL: —
FULL NAME: Yeison Jesus Almeida Rojas

RESIDES: El Tigrero, Anzo., VZ **HT.:** 5-11 **WT.:** 150
ACQUIRED: Signed as free agent, Jan. 25, 2007
COLLEGE: —
SIGNED BY: Denny Suarez (Angels)

Year	Club	W-L	ERA	G	GS	CG	GF	SHO	SV	IP	H	R	ER	HR	HB	BB	IBB	SO	WP	BK	BA
2007	—Angels (DSL)	3-1	2.68	14	14	1	0	1	0	77.1	77	29	23	3	11	10	0	39	4	1	.262
2008	—Angels (ASL)	1-2	5.40	6	0	0	0	0	0	5	5	3	3	0	0	3	0	5	1	0	.250
2009	—Orem	5-0	1.83	27	0	0	18	0	6	34.1	31	15	7	2	3	10	0	40	3	0	.237
2010	—Orem	2-0	4.76	10	0	0	4	0	0	17	19	9	9	3	1	5	0	13	3	0	.284
	Cedar Rapids	2-0	5.50	9	0	0	2	0	0	18	18	11	11	0	0	10	0	13	1	1	.247
MINOR TOTALS		13-3	3.15	66	14	1	24	1	6	151.2	150	67	53	8	15	38	0	110	12	2	.256

RICKY ALVAREZ

AGE: 22 **BORN:** Feb. 7, 1989 in Tijuana, Baja CA
BATS & THROWS: Right
HIGH SCHOOL: Otay Ranch HS (Chula Vista, CA)
FULL NAME: Jose Ricardo Alvarez

RESIDES: Tijuana, Baja CA **HT.:** 5-11 **WT.:** 217
ACQUIRED: Signed as free agent, May 20, 2008
COLLEGE: —
SIGNED BY: Fred Mazuca (Mets)

Year	Club	AVG	G	AB	R	H	2B	3B	HR	RBI	SH	SF	HBP	BB	IBB	SO	SB	CS	GDP	SLG	OBP	E
2007	—Mets (VSL)	.206	26	97	11	20	5	1	1	8	0	2	4	4	0	20	3	1	4	.309	.262	6
2008	—Angels (ASL)	.273	13	44	6	12	3	1	0	6	2	0	1	1	0	7	3	2	1	.386	.304	3
2009	—Angels (ASL)	.273	54	205	38	56	10	6	4	41	1	5	10	11	3	48	6	2	5	.439	.333	10
2010	—Orem	.211	25	90	10	19	7	0	2	12	0	1	2	0	0	29	0	0	0	.356	.226	0
	Cedar Rapids	.294	6	17	2	5	2	0	0	3	1	0	1	1	0	5	0	0	0	.412	.368	2
	Cucamonga	.357	4	14	1	5	1	0	1	5	0	0	02	0	0	1	1	0	0	.643	.438	0
	Arkansas	.130	7	23	0	3	0	0	0	3	0	0	1	1	0	6	1	0	1	.130	.200	1
MINOR TOTALS		.245	135	491	68	120	28	8	8	78	4	8	21	18	3	116	14	5	11	.384	.296	22

Signed as free agent by New York Mets, June 22, 2007; Released May 8, 2008.

ALEXI AMARISTA

For information, see 2011 Non-Roster Players Section.

CARSON ANDREW

AGE: 23 **BORN:** Oct. 7, 1987 in Jacksonville, FL
BATS & THROWS: Right
HIGH SCHOOL: Episcopal HS (FL)
FULL NAME: Carson Nicholas Andrew

RESIDES: Jacksonville Beach, FL **HT.:** 6-2 **WT.:** 205
ACQUIRED: 28th round of 2009 amateur draft (signed June 16, 2009)
COLLEGE: Jacksonville University (Jacksonville, FL)
SIGNED BY: Tom Kotchman (Angels)

Year	Club	W-L	ERA	G	GS	CG	GF	SHO	SV	IP	H	R	ER	HR	HB	BB	IBB	SO	WP	BK	BA
2009	—Orem	1-0	2.68	19	5	0	2	0	2	50.1	55	18	15	3	3	14	1	40	2	0	.281
2010	—Angels (ASL)	0-0	3.38	2	0	0	0	0	0	2.2	4	1	1	0	0	0	0	6	0	0	.364
	Orem	0-1	3.45	6	0	0	0	0	0	15.2	12	7	6	1	2	2	0	14	2	0	.194
	Cedar Rapids	1-2	3.38	13	1	0	4	0	0	26.2	32	17	10	2	3	9	1	20	0	0	.302
MINOR TOTALS		2-3	3.02	40	6	0	6	0	2	95.1	103	43	32	6	8	25	2	80	4	0	.275

ORGANIZATIONAL PLAYERS



MICHAEL ANTON

LHP

AGE: 25 BORN: April 3, 1985 in Stuttgart, DE

BATS & THROWS: Left

HIGH SCHOOL: River Hill HS (Clarksville, MD)

FULL NAME: Michael David Anton

RESIDES: Tempe, AZ

HT.: 6-3 WT.: 195

ACQUIRED: 12th round of 2007 amateur draft (signed June 14, 2007)

COLLEGE: Virginia Military Inst. (Lexington, VA)

SIGNED BY: John Gracio (Angels)

Year	Club	W-L	ERA	G	GS	CG	GF	SHO	SV	IP	H	R	ER	HR	HB	BB	IBB	SO	WP	BK	BA
2007	—Angels (ASL)	5-3	3.21	13	12	0	0	0	0	61.2	58	30	22	2	7	15	0	82	2	0	.241
	Orem	0-1	3.86	2	2	0	0	0	0	7	5	3	3	0	1	3	0	7	0	0	.200
2008	—Cedar Rapids	7-4	2.40	13	13	★3	0	★2	0	90	75	26	24	4	6	23	0	58	2	1	.234
	Cucamonga	6-5	5.51	15	15	0	0	0	0	81.2	101	53	50	8	3	34	0	58	6	0	.312
2009	—Arkansas	3-8	5.07	20	17	1	2	0	0	81.2	83	52	46	6	7	44	0	64	3	2	.263
	Cucamonga	1-0	3.00	3	2	0	1	0	1	15	14	7	5	0	2	2	0	16	1	0	.241
2010	—Arkansas	5-12	5.01	27	24	0	0	0	0	138.1	141	82	77	22	12	63	0	108	9	2	.271
MINOR TOTALS		27-33	4.30	93	85	4	3	2	1	475.1	477	253	227	42	38	184	0	393	23	5	.264

★ led or tied for league lead

ORANGEL ARENAS

RHP

AGE: 22 BORN: March 31, 1989 in Cumana, Sucre, VZ

BATS & THROWS: Right

HIGH SCHOOL: Liceo JAME (Mariguitar, VZ)

FULL NAME: Orangel Jose Arenas Ortega

RESIDES: Mariguitar, Sucre, VZ

HT.: 6-0 WT.: 200

ACQUIRED: Signed as free agent, May 7, 2007

COLLEGE: —

SIGNED BY: Denny Suarez (Angels)

Year	Club	W-L	ERA	G	GS	CG	GF	SHO	SV	IP	H	R	ER	HR	HB	BB	IBB	SO	WP	BK	BA
2007	—Angels (DSL)	1-3	2.45	10	4	0	5	0	1	33	31	14	9	1	7	6	0	21	9	0	.250
2008	—Angels (DSL)	8-1	1.36	13	13	1	0	0	0	86	52	20	13	2	3	25	1	71	4	1	.173
2009	—Orem	4-3	4.65	15	15	0	0	0	0	69.2	76	44	36	7	2	18	1	48	4	1	.281
2010	—Cedar Rapids	4-5	2.01	9	9	0	0	0	0	53.2	41	17	12	2	2	15	0	36	1	0	.212
	Cucamonga	7-3	4.55	17	17	0	0	0	0	97	93	54	49	9	4	45	0	71	7	0	.255
MINOR TOTALS		24-15	3.16	64	58	1	5	0	1	339.1	293	149	119	21	18	109	2	247	25	2	.234

KEVIN ARENDSE

C

AGE: 23 BORN: Nov. 7, 1987 in Mount Vernon, WA

BATS & THROWS: Right

HIGH SCHOOL: Burlington Edison HS (Burlington, WA)

FULL NAME: Kevin Arendse

RESIDES: Orem, UT

HT.: 6-4 WT.: 240

ACQUIRED: Signed as a free agent, July 9, 2010

COLLEGE: Utah Valley University

SIGNED BY: Tory Hernandez (Angels)

Year	Club	AVG	G	AB	R	H	2B	3B	HR	RBI	SH	SF	HBP	BB	IBB	SO	SB	CS	GDP	SLG	OBP	E
2010	—Angels (ASL)	.222	8	27	3	6	1	0	0	1	0	0	1	8	0	8	0	0	0	.259	.300	0
	Orem	.111	4	9	0	1	0	0	0	0	0	0	1	1	0	1	0	0	0	.111	.200	0
MINOR TOTALS		.194	12	36	3	7	1	0	0	1	0	0	2	9	0	9	0	0	0	.222	.275	0

TYSON AUER

OF

For information, see 2011 Non-Roster Players Section.

JON BACHANOV

RHP

AGE: 22 BORN: Jan. 30, 1989 in Orlando, FL

BATS & THROWS: Right

HIGH SCHOOL: University HS (Orlando, FL)

FULL NAME: Jonathan L. Bachanov

RESIDES: Tempe, AZ

HT.: 6-4 WT.: 210

ACQUIRED: Comp. round of 2007 amateur draft (signed July 13, 2007)

COLLEGE: —

SIGNED BY: Tom Kotchman (Angels)

Year	Club	W-L	ERA	G	GS	CG	GF	SHO	SV	IP	H	R	ER	HR	HB	BB	IBB	SO	WP	BK	BA
2008	—Angels (ASL)									Injured—Did Not Play											
2009	—Angels (ASL)	4-0	3.14	16	0	0	3	0	0	28.2	26	10	10	0	1	4	0	47	2	1	.239
	Orem	0-0	2.70	2	0	0	0	0	0	3.1	5	1	1	0	0	1	0	5	0	0	.333
2010	—Cedar Rapids	2-0	5.47	18	0	0	7	0	2	26.1	31	17	16	1	3	14	0	23	7	0	.304
MINOR TOTALS		6-0	4.17	36	0	0	10	0	2	58.1	62	28	27	1	4	19	0	75	9	1	.274

SUAMMY BAEZ

RHP

AGE: 22 BORN: Sept. 28, 1988 in Palenque, San Cristobal DR

BATS & THROWS: Right

HIGH SCHOOL: —

FULL NAME: Suammy Eliazar Baez Aybar

RESIDES: San Cristobal, DR

HT.: 6-4 WT.: 200

ACQUIRED: Signed as free agent, Feb. 15, 2007

COLLEGE: —

SIGNED BY: Leo Perez (Angels)

Year	Club	W-L	ERA	G	GS	CG	GF	SHO	SV	IP	H	R	ER	HR	HB	BB	IBB	SO	WP	BK	BA
2007	—Angels (DSL)	5-3	3.18	18	0	0	13	0	5	39.2	34	20	14	2	5	11	1	32	5	0	.233
2008	—Angels (DSL)	1-2	4.82	14	0	0	9	0	4	18.2	17	12	10	0	3	10	0	24	4	0	.254
2009	—Angels (ASL)	3-2	2.70	★23	0	0	7	0	1	30	31	14	9	1	1	8	0	30	4	0	.256
2010	—Angels (ASL)	4-4	2.68	13	★13	0	0	0	0	★74	★78	31	22	7	4	17	0	70	8	1	.266
	Cedar Rapids	0-0	2.79	3	1	0	1	0	0	9.2	8	3	3	0	0	8	0	11	0	1	.229
MINOR TOTALS		13-11	3.03	71	14	0	30	0	10	172	168	80	58	10	13	54	1	167	21	2	.254

★ led or tied for league lead



DWAYNE BAILEY

INF
AGE: 24 **BORN:** Aug. 11, 1986 in Tampa, FL

BATS & THROWS: Right

HIGH SCHOOL: Riverview HS (FL)

FULL NAME: Dwayne Jamil Bailey

RESIDES: Tampa, FL

HT.: 6-2 **WT.:** 185

ACQUIRED: 21st round of 2008 amateur draft (signed June 10, 2008)

COLLEGE: Univ. of Central Florida (Orlando, FL)

SIGNED BY: Tom Kotchman (Angels)

Year	Club	AVG	G	AB	R	H	2B	3B	HR	RBI	SH	SF	HBP	BB	IBB	SO	SB	CS	GDP	SLG	OBP	E
2008	Orem	.286	37	126	28	36	3	0	1	18	1	1	2	11	0	36	7	1	3	.333	.350	5
2009	Cedar Rapids	.219	59	155	18	34	6	1	0	12	4	1	2	25	0	48	9	0	5	.271	.333	5
2010	Cedar Rapids	.130	23	46	6	6	1	0	0	3	2	0	0	5	0	17	2	1	2	.152	.368	1
	Cucamonga	.239	20	67	9	16	2	1	0	10	2	1	1	4	0	6	5	1	1	.299	.288	3
	Arkansas	.143	3	7	0	1	0	0	0	0	0	0	1	0	0	3	0	0	0	.143	.143	0
	Salt Lake	.167	9	18	1	3	0	0	0	2	2	0	0	0	0	6	0	0	1	.167	.167	0
MINOR TOTALS		.229	151	419	62	96	12	2	1	45	12	3	5	45	0	116	23	3	12	.274	.309	14

DILLON BAIRD

INF
AGE: 23 **BORN:** Jan. 13, 1988 in Prescott, AZ

BATS & THROWS: Right

HIGH SCHOOL: Prescott HS (AZ)

FULL NAME: Dillon Michael Baird

RESIDES: Prescott, AZ

HT.: 6-3 **WT.:** 190

ACQUIRED: 11th round of 2009 amateur draft (signed June 18, 2009)

COLLEGE: University of Arizona (Tucson, AZ)

SIGNED BY: John Gracio (Angels)

Year	Club	AVG	G	AB	R	H	2B	3B	HR	RBI	SH	SF	HBP	BB	IBB	SO	SB	CS	GDP	SLG	OBP	E
2009	Orem	★.372	57	215	39	80	17	2	7	49	0	2	5	28	3	33	1	1	5	.567	★.452	4
2010	Angels (ASL)	.231	4	13	4	3	1	0	0	0	0	0	0	2	0	2	0	0	1	.308	.333	0
	Cucamonga	.270	85	322	45	87	24	0	13	58	0	4	4	23	2	86	3	3	10	.466	.323	17
MINOR TOTALS		.309	146	550	88	170	42	2	20	107	0	6	9	53	5	121	4	4	16	.502	.375	21

★ led or tied for league lead

GEORGE BARBER

CF
AGE: 21 **BORN:** August 8, 1989 in Miami, FL

BATS & THROWS: Right

HIGH SCHOOL: Miami Central HS (FL)

FULL NAME: George Marcus Barber

RESIDES: Miami, FL

HT.: 5-11 **WT.:** 173

ACQUIRED: 43rd round of 2010 amateur draft (signed July 20, 2010)

COLLEGE: Broward CC (FL)

SIGNED BY: Bart Braun Jr. (Angels)

Year	Club	AVG	G	AB	R	H	2B	3B	HR	RBI	SH	SF	HBP	BB	IBB	SO	SB	CS	GDP	SLG	OBP	E
2010	Angels (ASL)	.235	7	17	4	4	1	0	0	1	1	0	2	2	0	7	1	0	1	.294	.381	0

JUSTIN BASS

INF
AGE: 21 **BORN:** April 6, 1989 in Sugar Land, TX

BATS & THROWS: Right

HIGH SCHOOL: Clements School (Sugar Land, TX)

FULL NAME: Justin Charles Bass

RESIDES: Sugar Land, TX

HT.: 5-11 **WT.:** 190

ACQUIRED: 21st round of 2007 amateur draft (signed June 20, 2007)

COLLEGE: —

SIGNED BY: Kevin Ham (Angels)

Year	Club	AVG	G	AB	R	H	2B	3B	HR	RBI	SH	SF	HBP	BB	IBB	SO	SB	CS	GDP	SLG	OBP	E
2007	Angels (ASL)	.275	20	69	8	19	2	1	0	7	0	0	1	6	0	13	4	1	1	.333	.342	0
2008	Angels (ASL)	.383	17	60	13	23	4	0	0	10	1	0	1	6	0	12	2	2	0	.450	.448	1
2009	Orem	.282	64	234	35	66	16	3	4	34	4	3	4	26	0	38	6	4	3	.427	.360	3
2010	Cedar Rapids	.251	110	399	61	100	12	6	3	42	3	4	3	29	1	47	14	6	11	.333	.303	6
MINOR TOTALS		.273	211	762	117	208	34	10	7	93	8	7	9	67	1	110	26	13	15	.371	.336	10

LAY BATISTA

RHP
AGE: 21 **BORN:** Aug. 4, 1989 in Santiago, DR

BATS & THROWS: Right

HIGH SCHOOL: —

FULL NAME: Lay Alejandro Batista Almanzar

RESIDES: Santiago, DR

HT.: 6-2 **WT.:** 180

ACQUIRED: Signed as free agent, June 11, 2007

COLLEGE: —

SIGNED BY: Leo Perez (Angels)

Pitching

Year	Club	W-L	ERA	G	GS	CG	GF	SHO	SV	IP	H	R	ER	HR	HB	BB	IBB	SO	WP	BK	BA
2009	Angels (DSL)	1-2	2.84	14	0	0	8	0	0	19	15	12	6	1	7	11	2	10	4	0	.214
2010	Angels (DSL)	3-2	1.74	14	0	0	6	0	1	31	18	8	6	0	4	19	0	25	2	0	.168
MINOR TOTALS		4-4	2.16	28	0	0	14	0	1	50	33	20	12	1	11	30	2	35	6	0	.186

Batting

Year	Club	AVG	G	AB	R	H	2B	3B	HR	RBI	SH	SF	HBP	BB	IBB	SO	SB	CS	GDP	SLG	OBP	E
2007	Angels (DSL)	.103	15	29	4	3	1	0	0	0	0	0	0	2	0	15	1	0	1	.138	.161	1
2008	Angels (DSL)	.197	35	117	18	23	4	2	1	15	1	2	1	15	0	27	2	3	4	.291	.289	12
MINOR TOTALS		.178	50	146	22	26	5	2	1	15	1	2	1	17	0	42	3	3	5	.260	.265	13

ORGANIZATIONAL PLAYERS



BEAR BAY

RHP

AGE: 27 **BORN:** August 7, 1983 in Houston, TX
BATS & THROWS: Right
HIGH SCHOOL: North Shore Senior High (Houston, TX)
FULL NAME: Ronald Perry Bay, Jr.

RESIDES: Houston, TX **HT.:** 6-3 **WT.:** 170
ACQUIRED: Signed as free agent, Nov. 15, 2010
COLLEGE: Angelina Jr. College, Lufkin, TX
SIGNED BY: Steve Ria (Cubs)

Year	Club	W-L	ERA	G	GS	CG	GF	SHO	SV	IP	H	R	ER	HR	HB	BB	IBB	SO	WP	BK	BA
2003	—Cubs	7-1	2.50	10	6	0	0	0	0	57.2	51	18	16	2	2	9	0	69	4	0	.237
	Boise	1-2	3.74	4	4	0	0	0	0	21.2	17	9	9	1	1	7	0	24	3	0	.213
2004	—Lansing	11-9	3.10	28	28	0	0	0	0	168.1	166	71	58	7	5	30	3	139	3	1	.262
2005	—Kingston	6-5	3.38	15	15	1	0	0	0	85.1	82	35	32	14	5	15	0	85	0	0	.254
	Akron	3-3	4.76	8	8	0	0	0	0	45.1	45	24	24	5	2	13	0	40	2	0	.265
2006	—Akron	7-8	4.33	27	19	1	3	1	0	133.0	126	72	64	24	5	48	0	114	7	0	.249
	Buffalo	1-0	0.00	1	1	0	0	0	0	5.0	1	0	0	0	0	6	0	6	1	0	.067
2007	—Bakersfield	3-7	5.21	15	15	0	0	0	0	74.1	78	48	43	12	1	37	0	71	8	0	.275
2008	—Winnipeg (Ind)	8-7	5.28	20	19	1	1	1	0	116.0	131	72	68	11	4	42	2	102	10	1	—
2009	—Winnipeg (Ind)	8-3	3.54	22	22	0	0	0	0	129.2	129	68	51	13	4	24	0	79	6	0	—
2010	—Joliet (Ind)*	10-5	3.08	22	20	1	1	0	0	143	139	52	49	9	2	28	0	116	4	0	—
MINOR TOTALS*		55-45	3.93	150	137	3	5	2	0	836.1	826	417	365	89	29	231	5	729	44	2	.254

Drafted by the Chicago Cubs in the 25th round of the 2002 amateur draft; traded to Cleveland Indians in March 29th, 2005; traded to the Texas Rangers in April 3, 2007; released by Texas in March of 2008, signed as free agent with the Angels Nov. 15, 2010.

*Minor Totals do not include some Independent league stats due to missing information.

CAMERON BEDROSIAN

RHP

AGE: 19 **BORN:** October 2, 1991 in Senoia, GA
BATS & THROWS: Right
HIGH SCHOOL: East Coweta HS (GA)
FULL NAME: Cameron Rock Bedrosian

RESIDES: Senoia, GA **HT.:** 6-0 **WT.:** 204
ACQUIRED: 1st round of 2010 amateur draft (signed July 2, 2010)
COLLEGE: —
SIGNED BY: Chris McAlpin (Angels)

Year	Club	W-L	ERA	G	GS	CG	GF	SHO	SV	IP	H	R	ER	HR	HB	BB	IBB	SO	WP	BK	BA
2010	—Angels (ASL)	0-2	4.50	5	4	0	0	0	0	12	13	11	6	0	0	7	0	10	6	1	.283

GLENN BELTRAN

OF

AGE: 19 **BORN:** Dec. 23, 1991 in Santo Domingo, DR
BATS & THROWS: Right
HIGH SCHOOL: —
FULL NAME: Glenn Emmanuel Beltran

RESIDES: Santo Domingo, DR **HT.:** 6-2 **WT.:** 220
ACQUIRED: Signed as free agent, Aug. 27, 2008
COLLEGE: —
SIGNED BY: Freddy Rodriguez (Angels)

Year	Club	AVG	G	AB	R	H	2B	3B	HR	RBI	SH	SF	HBP	BB	IBB	SO	SB	CS	GDP	SLG	OBP	E
2009	—Angels (DSL)	.193	30	88	13	17	6	0	0	7	0	0	5	3	0	33	0	1	0	.261	.260	0
2010	—Angels (DSL)	.286	52	182	22	52	11	2	0	25	1	1	4	12	0	35	7	4	4	.368	.342	3
MINOR TOTALS		.256	82	270	35	69	17	2	0	32	1	1	9	15	0	68	7	5	4	.333	.315	3

JEREMY BERG

RHP

AGE: 24 **BORN:** Jul. 17, 1986 in Ventura, CA
BATS & THROWS: Right
HIGH SCHOOL: Ventura High School (Ventura, CA)
FULL NAME: Jeremy Allan Berg

RESIDES: Ventura, CA **HT.:** 6-0 **WT.:** 190
ACQUIRED: Signed as free agent, Jul. 24, 2009
COLLEGE: High Point University (High Point, NC)
SIGNED BY: Chris McAlpin (Angels)

Year	Club	W-L	ERA	G	GS	CG	GF	SHO	SV	IP	H	R	ER	HR	HB	BB	IBB	SO	WP	BK	BA
2009	—Orem	5-0	1.35	15	0	0	0	2	0	26.2	19	5	4	1	0	2	0	24	0	0	.204
2010	—Cedar Rapids	0-0	1.17	16	0	0	7	0	4	23	17	4	3	0	2	4	0	20	2	0	.200
	Cucamonga	1-0	1.45	10	0	0	4	0	0	18.2	16	3	3	1	1	2	0	27	0	0	.232
	Arkansas	1-0	1.50	20	0	0	6	0	1	24	15	5	4	0	2	5	0	26	1	0	.174
MINOR TOTALS		7-0	1.36	61	0	0	19	0	5	92.1	67	17	14	2	5	13	0	97	3	0	.201

DREW BEUERLEIN

C

AGE: 23 **BORN:** January 13, 1988 in Scottsdale, AZ
BATS: Switch **THROWS:** Right
HIGH SCHOOL: Desert Mountain HS
FULL NAME: Drew Warner Beuerlein

RESIDES: Scottsdale, AZ **HT.:** 6-0 **WT.:** 205
ACQUIRED: 32nd round of 2010 amateur draft (signed June 12, 2010)
COLLEGE: University of Nevada Las Vegas
SIGNED BY: Chris McAlpin (Angels)

Year	Club	AVG	G	AB	R	H	2B	3B	HR	RBI	SH	SF	HBP	BB	IBB	SO	SB	CS	GDP	SLG	OBP	E
2010	—Angels (ASL)	.250	9	36	5	9	1	0	0	3	0	0	1	2	0	16	1	0	0	.278	.308	0
	Orem	.225	15	40	8	9	3	0	0	8	1	1	1	4	0	10	0	0	0	.300	.304	0
	Cedar Rapids	.368	5	19	5	7	1	0	2	4	1	0	0	0	0	6	0	0	1	.737	.368	1
MINOR TOTALS		.263	29	106	18	25	5	0	2	15	2	1	2	6	0	32	1	0	1	.379	.317	1



ORGANIZATIONAL PLAYERS

MITCH BLACKBURN

INF

AGE: 23 **BORN:** Dec. 21, 1987 in Anaheim, CA
BATS: Left **THROWS:** Right
HIGH SCHOOL: Chaparral High (Temecula, CA)
FULL NAME: Mitch Steven Blackburn

RESIDES: Temecula, CA **HT.:** 5-8 **WT.:** 180
ACQUIRED: Signed as free agent, July 9, 2010
COLLEGE: San Diego State University
SIGNED BY: Tim Corcoran (Angels)

Year	Club	AVG	G	AB	R	H	2B	3B	HR	RBI	SH	SF	HBP	BB	IBB	SO	SB	CS	GDP	SLG	OBP	E
2010	—Angels (ASL)	.255	14	49	3	10	1	0	0	6	1	2	1	3	0	11	0	1	1	.211	.255	3
	Cedar Rapids	.444	2	9	1	4	0	0	0	1	0	0	0	1	0	1	0	0	0	.444	.500	0
	Arkansas	.056	7	18	0	1	0	0	0	0	0	0	0	1	0	7	0	0	0	.056	.105	1
MINOR TOTALS		.197	23	76	4	15	1	0	0	7	1	2	1	5	0	19	0	1	1	.211	.250	4

JOSH BLANCO

LHP

AGE: 21 **BORN:** Nov. 16, 1989 in El Paso, TX
BATS & THROWS: Left
HIGH SCHOOL: Franklin HS (El Paso, TX)
FULL NAME: Joshua Flynn Blanco

RESIDES: El Paso, TX **HT.:** 6-1 **WT.:** 185
ACQUIRED: 6th round of 2008 draft (signed June 9, 2008)
COLLEGE: —
SIGNED BY: Kevin Ham (Angels)

Year	Club	W-L	ERA	G	GS	CG	GF	SHO	SV	IP	H	R	ER	HR	HB	BB	IBB	SO	WP	BK	BA
2008—Angels (ASL)		4-2	2.88	14	6	0	1	0	0	50	42	21	16	3	0	19	0	52	7	0	.228
2009—Angels (ASL)		3-2	3.04	12	8	0	0	0	0	50.1	40	20	17	3	5	13	0	63	6	0	.217
2010—Orem		1-4	5.87	14	6	0	1	0	0	38.1	37	31	25	3	3	30	1	42	6	1	.264
MINOR TOTALS		8-8	3.76	40	20	0	2	0	0	138.2	119	72	58	9	8	62	1	157	19	1	.234

MICHAEL BOLASKI

INF

AGE: 19 **BORN:** Feb. 5, 1992 in El Paso, TX
BATS & THROWS: Right
HIGH SCHOOL: Chaparral High (Temecula, CA)
FULL NAME: Michael James Bolaski

RESIDES: El Paso, TX **HT.:** 6-3 **WT.:** 185
ACQUIRED: 23rd round of 2010 draft (signed June 18, 2010)
COLLEGE: —
SIGNED BY: Kevin Ham (Angels)

Year	Club	AVG	G	AB	R	H	2B	3B	HR	RBI	SH	SF	HBP	BB	IBB	SO	SB	CS	GDP	SLG	OBP	E
2010—Angels (ASL)		.230	43	165	15	38	6	0	0	14	0	0	3	11	0	45	2	4	6	.267	.291	15

RYAN BOLDEN

OF

AGE: 19 **BORN:** September 17, 1991 in Madison, MS
BATS: Right **THROWS:** Left
HIGH SCHOOL: Madison Central HS (Madison, MS)
FULL NAME: Ryan Christopher Bolden

RESIDES: Madison, MS **HT.:** 6-2 **WT.:** 195
ACQUIRED: 1st round of the 2010 draft (signed June 11, 2010)
COLLEGE: —
SIGNED BY: Jim Bryant (Angels)

Year	Club	AVG	G	AB	R	H	2B	3B	HR	RBI	SH	SF	HBP	BB	IBB	SO	SB	CS	GDP	SLG	OBP	E
2010—Angels (ASL)		.187	44	150	17	28	1	5	0	16	0	0	5	14	0	68	11	*7	2	.260	.278	6

* led or tied for league lead

BUDDY BOSHERS

LHP

AGE: 22 **BORN:** May 9, 1988 in Huntsville, AL
BATS & THROWS: Left
HIGH SCHOOL: Lee HS (Huntsville, AL)
FULL NAME: Jeffrey Alan Bosher Jr.

RESIDES: Huntsville, AL **HT.:** 6-3 **WT.:** 205
ACQUIRED: 4th round of 2008 draft (signed June 17, 2008)
COLLEGE: Calhoun Comm. College (Huntsville, AL)
SIGNED BY: Jim Bryant (Angels)

Year	Club	W-L	ERA	G	GS	CG	GF	SHO	SV	IP	H	R	ER	HR	HB	BB	IBB	SO	WP	BK	BA
2008—Orem		5-0	2.68	13	12	0	0	0	0	50.1	43	24	15	1	1	22	0	43	4	1	.221
2009—Salt Lake		0-0	0.00	2	0	0	0	0	0	1.1	1	0	0	0	0	0	0	1	0	0	.200
	Orem	2-1	2.55	5	5	0	2	0	0	24.2	24	11	7	2	0	8	0	23	0	0	.247
	Cedar Rapids	3-1	5.97	6	6	1	0	0	0	31.2	31	21	21	5	1	7	0	27	0	0	.254
2010—Cedar Rapids		3-0	4.31	36	7	1	4	0	0	77.1	84	44	37	5	3	20	2	75	4	0	.270
MINOR TOTALS		13-2	3.88	62	30	2	6	0	0	185.1	183	100	80	13	5	57	2	169	8	1	.251

RYAN BRASIER

RHP

For information, see 2011 Non-Roster Players Section.

RYAN BRAUN

RHP

For information, see 2011 Non-Roster Players Section.

BEAU BROOKS

C

AGE: 23 **BORN:** Aug. 3, 1987 in Oklahoma City, OK
BATS: Left **THROWS:** Right
HIGH SCHOOL: Huntsville HS (AL)
FULL NAME: Beau Darryl Brooks

RESIDES: Owens Cross Roads, AL **HT.:** 6-1 **WT.:** 200
ACQUIRED: 20th round of 2008 amateur draft (signed June 10, 2008)
COLLEGE: Troy Univ. (AL)
SIGNED BY: Jim Bryant (Angels)

Year	Club	AVG	G	AB	R	H	2B	3B	HR	RBI	SH	SF	HBP	BB	IBB	SO	SB	CS	GDP	SLG	OBP	E
2008	—Angels (ASL)	.182	8	22	4	4	0	1	0	3	3	0	0	3	0	6	1	0	0	.273	.280	0
	Orem	.153	37	118	14	18	5	0	2	14	2	1	2	19	1	49	0	0	0	.246	.279	9
2009	—Cedar Rapids	.248	97	322	63	80	17	3	5	14	2	5	3	67	2	86	5	1	5	.366	.378	6
2010	—Cucamonga	.158	54	165	22	26	8	0	3	17	3	3	1	24	1	65	1	0	3	.261	.264	6
	Arkansas	.157	30	83	4	13	1	0	0	4	1	0	1	10	0	35	0	1	3	.169	.255	1
	Salt Lake	.154	4	13	4	2	1	0	0	1	0	0	0	2	0	3	0	0	1	.231	.267	1
MINOR TOTALS		.198	230	723	111	143	32	4	10	86	11	9	7	125	4	244	7	2	12	.295	.318	23

ORGANIZATIONAL PLAYERS



JAY BROSSMAN

INF

AGE: 26 BORN: Jan. 17, 1985 in Pullman, WA

BATS & THROWS: Right

HIGH SCHOOL: Pullman HS (WA)

FULL NAME: Jay Aaron Brossman

RESIDES: Pullman, WA

HT.: 6-1 WT.: 210

ACQUIRED: 36th round of 2007 amateur draft (signed June 11, 2007)

COLLEGE: Univ. of Utah (Salt Lake City, UT)

SIGNED BY: Jeff Scholzen (Angels)

Year	Club	AVG	G	AB	R	H	2B	3B	HR	RBI	SH	SF	HBP	BB	IBB	SO	SB	CS	GDP	SLG	OBP	E
2007	Orem	.346	65	272	46	94	14	0	7	44	2	2	1	19	0	48	4	0	5	.474	.388	16
2008	Cedar Rapids	.239	127	465	67	111	36	2	12	61	1	6	12	41	0	106	16	8	6	.402	.313	19
2009	Cucamonga	.245	71	245	32	60	15	1	10	45	4	5	6	21	0	52	4	2	7	.437	.314	7
	Angels (ASL)	.500	4	10	2	5	3	0	0	1	0	1	1	2	1	0	0	0	0	.800	.571	0
2010	Arkansas	.149	26	94	8	14	4	0	1	8	0	1	1	5	0	22	0	1	1	.223	.198	5
	Angels (ASL)	.000	2	3	0	0	0	0	0	0	0	0	0	1	0	0	0	0	0	.000	.250	1
MINOR TOTALS		.261	295	1089	155	284	72	3	30	159	7	15	21	89	1	228	24	11	19	.415	.325	48

RYAN BROUSSARD

INF

AGE: 21 BORN: Sep. 15, 1989 in Breaux Bridge, LA

BATS & THROWS: Right

HIGH SCHOOL: Breaux Bridge HS (LA)

FULL NAME: Ryan Joseph Broussard

RESIDES: Breaux Bridge, LA

HT.: 5-11 WT.: 181

ACQUIRED: 18th round of 2010 amateur draft (signed June 15, 2010)

COLLEGE: Louisiana State University at Eunice

SIGNED BY: Kevin Ham (Angels)

Year	Club	AVG	G	AB	R	H	2B	3B	HR	RBI	SH	SF	HBP	BB	IBB	SO	SB	CS	GDP	SLG	OBP	E
2010	Orem	.203	43	123	19	25	6	0	1	11	6	1	2	11	0	23	2	3	1	.276	.277	8

BARRET BROWNING

LHP

AGE: 26 BORN: Dec. 28, 1984 in Brunswick, GA

BATS & THROWS: Left

HIGH SCHOOL: Wayne County HS (Jesup, GA)

FULL NAME: Gary Barret Browning

RESIDES: Jesup, GA

HT.: 6-1 WT.: 175

ACQUIRED: 28th round of 2006 amateur draft (signed June 13, 2006)

COLLEGE: Florida State University (Tallahassee, FL)

SIGNED BY: Tom Kotchman (Angels)

Year	Club	W-L	ERA	G	GS	CG	GF	SHO	SV	IP	H	R	ER	HR	HB	BB	IBB	SO	WP	BK	BA
2006	Orem	3-2	3.05	23	0	0	4	0	1	41.1	33	17	14	3	3	13	0	40	2	1	.220
2007	Cedar Rapids	9-4	2.80	48	0	0	15	0	8	74	54	25	23	2	3	26	1	74	6	0	.201
2008	Cucamonga	2-1	4.01	30	0	0	13	0	6	33.2	35	16	15	2	2	16	0	39	4	0	.271
	Arkansas	1-1	5.97	27	0	0	7	0	1	31.2	31	21	21	2	6	14	0	34	0	0	.263
2009	Arkansas	3-10	4.17	48	7	0	12	0	0	90.2	92	346	42	3	9	45	3	73	4	0	.266
2010	Arkansas	5-4	3.91	25	1	0	6	0	0	46	38	22	20	3	3	22	4	44	4	0	.225
	Salt Lake	2-1	6.54	26	1	0	5	0	0	42.2	61	33	31	4	3	22	1	41	5	0	.351
MINOR TOTALS		25-23	4.15	227	9	0	62	0	16	360	344	188	166	19	29	158	10	345	25	1	.254

ALEXANDER BURKARD

LHP

AGE: 22 BORN: Jan. 4, 1989 in Caracas, VZ

BATS & THROWS: Left

HIGH SCHOOL: Milton HS (Alpharetta, GA)

FULL NAME: Alexander Burkard

RESIDES: Alpharetta, GA

HT.: 6-8 WT.: 220

ACQUIRED: 49th round of 2010 amateur draft (signed June 13, 2010)

COLLEGE: Georgia College and State University (Milledgeville, GA)

SIGNED BY: Chris McApplin (Angels)

Year	Club	W-L	ERA	G	GS	CG	GF	SHO	SV	IP	H	R	ER	HR	HB	BB	IBB	SO	WP	BK	BA
2010	Angels (ASL)	1-2	5.91	15	1	0	3	0	0	21.1	30	18	14	0	0	18	1	28	5	0	.299

BROK BUTCHER

RHP

AGE: 27 BORN: Oct. 13, 1983 in Long Beach, CA

BATS & THROWS: Right

HIGH SCHOOL: Santa Ynez (CA) HS

FULL NAME: Brok Smith Butcher

RESIDES: Torrance, CA

HT.: 6-1 WT.: 210

ACQUIRED: 25th round of 2005 amateur draft (signed Aug. 27, 2005)

COLLEGE: Oxnard (CA) Comm. College

SIGNED BY: Bobby DeJardin (Angels)

Year	Club	W-L	ERA	G	GS	CG	GF	SHO	SV	IP	H	R	ER	HR	HB	BB	IBB	SO	WP	BK	BA
2006	Cedar Rapids	4-3	3.94	19	7	1	1	1	0	59.1	64	29	26	4	3	12	0	32	5	0	.278
	Angels (ASL)	1-0	1.56	4	4	0	0	0	0	17.1	11	3	3	0	0	4	0	16	1	0	.183
	Orem	0-0	9.00	1	0	0	0	0	0	5	6	5	5	1	0	3	0	0	0	0	.300
2007	Cucamonga	5-7	2.69	18	15	★3	1	★1	1	110.1	105	36	33	4	3	28	0	59	5	2	.251
	Arkansas	1-2	5.90	6	6	0	0	0	0	29	30	22	19	5	1	7	0	18	1	1	.254
2008	Arkansas	5-5	6.00	17	17	0	0	0	0	96	122	74	64	14	4	33	0	57	4	0	.314
2009	Arkansas	Injured — Did Not Play																			
2010	Arkansas	Injured — Did Not Play																			
MINOR TOTALS		16-17	4.26	65	49	4	2	2	1	317	338	169	150	28	11	87	0	182	16	3	.273



LEONARDO CALDERON

LHP
AGE: 24 **BORN:** July 31, 1986 in Loiza, PR

RESIDES: Carolina, PR

HT.: 6-0 **WT.:** 193

BATS & THROWS: Left

ACQUIRED: 10th round of 2006 amateur draft (signed June 27, 2006)

HIGH SCHOOL: Puerto Rico Baseball Acad.

COLLEGE: Lake City (FL) Comm. College

FULL NAME: Leonardo Calderon Diaz

SIGNED BY: Tom Kotchman (Angels)

Year	Club	W-L	ERA	G	GS	CG	GF	SHO	SV	IP	H	R	ER	HR	HB	BB	IBB	SO	WP	BK	BA
2006	Orem	2-2	8.39	13	3	0	3	0	0	24.2	27	25	23	5	2	20	0	16	4	0	.281
2007	Angels (ASL)	1-0	2.92	10	0	0	4	0	0	12.1	9	8	4	0	1	8	0	21	3	0	.184
	Orem	0-1	12.27	8	0	0	3	0	0	7.1	9	12	10	1	2	11	0	6	6	0	.300
2008	Orem	1-0	3.38	3	0	0	0	0	0	5.1	4	2	2	1	0	5	0	9	3	0	.200
	Cedar Rapids	3-0	1.59	19	0	0	3	0	1	34	19	6	6	2	5	16	0	39	4	0	.165
2009	Angels (AZL)	0-0	12.27	3	0	0	1	0	0	3.2	8	5	5	0	0	2	0	5	0	0	.421
2010	Cedar Rapids									Injured—Did Not Play											
MINOR TOTALS		7-3	5.15	56	3	0	14	0	1	87.1	76	58	50	9	10	62	0	96	20	0	.231

KOLE CALHOUN

OF
AGE: 23 **BORN:** Oct. 14, 1987 in Buckeye, AZ

RESIDES: Buckeye, AZ

HT.: 5-10 **WT.:** 190

BATS & THROWS: Left

ACQUIRED: 8th round of 2010 amateur draft (signed July 1, 2010)

HIGH SCHOOL: Buckeye HS (Buckeye, AZ)

COLLEGE: Arizona State University

FULL NAME: Kole Alan Calhoun

SIGNED BY: John Gracio (Angels)

Year	Club	AVG	G	AB	R	H	2B	3B	HR	RBI	SH	SF	HBP	BB	IBB	SO	SB	CS	GDP	SLG	OBP	E
2010	Orem	.292	56	202	43	59	14	4	7	42	1	2	3	39	1	45	3	1	3	.505	.411	2

JESUS CAMPOS

INF
AGE: 23 **BORN:** March 6, 1988 in East Los Angeles, CA

RESIDES: South Gate, CA

HT.: 5-10 **WT.:** 175

BATS & THROWS: Right

ACQUIRED: 24th round of 2010 amateur draft (signed June 14, 2010)

HIGH SCHOOL: Roosevelt HS (Los Angeles, CA)

COLLEGE: California State University, Los Angeles

FULL NAME: Jesus Campos

SIGNED BY: Rob Wilfong (Angels)

Year	Club	AVG	G	AB	R	H	2B	3B	HR	RBI	SH	SF	HBP	BB	IBB	SO	SB	CS	GDP	SLG	OBP	E
2010	Arizona (ASL)	.429	2	7	0	3	1	0	0	0	0	0	0	1	0	1	0	1	0	.571	.500	0
	Orem	.190	6	21	1	4	1	0	0	2	1	0	0	1	0	5	0	1	1	.238	.227	1
	Cucamonga	.230	17	61	10	14	1	1	1	10	3	0	1	2	0	14	0	1	0	.328	.266	0
	Arkansas	.238	8	21	1	5	0	0	0	1	1	0	0	1	0	8	0	0	1	.238	.273	1
	Salt Lake	.182	8	22	1	4	1	0	0	0	1	0	0	2	0	7	0	0	1	.227	.250	1
MINOR TOTALS		.227	41	132	13	30	4	1	1	13	6	0	2	7	0	35	0	3	3	.295	.271	3

DAVID CARPENTER

RHP
AGE: 23 **BORN:** Sept. 1, 1987 in Arlington, TX

RESIDES: Grand Prairie, TX

HT.: 6-3 **WT.:** 180

BATS & THROWS: Right

ACQUIRED: 9th round of 2009 amateur draft (signed June 13, 2009)

HIGH SCHOOL: South Grand Prairie HS (Grand Prairie, TX)

COLLEGE: Paris Junior College (Paris, TX)

FULL NAME: David Lee Carpenter

SIGNED BY: Arnold Brathwaite (Angels)

Year	Club	W-L	ERA	G	GS	CG	GF	SHO	SV	IP	H	R	ER	HR	HB	BB	IBB	SO	WP	BK	BA
2009	Orem	2-2	2.36	25	0	0	16	0	8	34.1	26	129	9	2	1	11	1	42	2	1	.202
2010	Cedar Rapids	2-4	2.58	37	0	0	28	0	8	45.1	36	19	13	2	7	19	2	52	3	0	.225
MINOR TOTALS		4-6	2.49	62	0	0	44	0	16	79.2	62	31	22	4	8	30	3	94	5	1	.215

ANGEL CASTILLO

OF

For information, see 2011 Non-Roster Players Section.

RICHARD CATES

OF
AGE: 24 **BORN:** Dec. 11, 1986 in Yuba City, CA

RESIDES: Yuba City, CA

HT.: 5-11 **WT.:** 180

BATS: Left **THROWS:** Right

ACQUIRED: 21st round of 2009 amateur draft (signed Jun. 15, 2009)

HIGH SCHOOL: Yuba City HS (CA)

COLLEGE: Cal State Northridge

FULL NAME: Richard Cates

SIGNED BY: Rob Wilfong (Angels)

Year	Club	AVG	G	AB	R	H	2B	3B	HR	RBI	SH	SF	HBP	BB	IBB	SO	SB	CS	GDP	SLG	OBP	E
2009	Angels (ASL)	.600	3	10	5	6	2	1	0	4	0	0	1	2	0	1	0	0	0	1.000	.692	1
	Orem	.300	63	237	50	71	8	3	1	43	7	0	6	31	0	38	3	3	7	.371	.394	5
2010	Orem	.400	1	5	0	2	0	0	0	2	0	0	0	0	0	1	0	0	0	.400	.400	0
	Cedar Rapids	.270	19	74	10	20	3	0	0	11	0	1	0	7	0	12	1	1	3	.311	.329	0
	Cucamonga	.277	23	83	7	23	2	1	0	12	2	1	0	4	0	17	0	1	0	.325	.307	2
	Arkansas	.175	22	57	5	10	4	0	0	2	2	0	0	5	1	13	1	1	4	.246	.242	0
MINOR TOTALS		.283	131	466	77	132	19	5	1	74	11	2	7	49	1	82	5	6	14	.352	.359	8

ORGANIZATIONAL PLAYERS



ERIC CENDEJAS

RHP

AGE: 23 BORN: Jan. 28, 1988 in Anaheim, CA

BATS & THROWS: Right

HIGH SCHOOL: Corona HS (Corona, CA)

FULL NAME: Eric Anthony Cendejas

RESIDES: Corona, CA

HT.: 6-0 WT.: 175

ACQUIRED: 33rd round of 2010 amateur draft (signed June 11, 2010)

COLLEGE: California State University, Stanislaus (Turlock, CA)

SIGNED BY: Scott Richardson (Angels)

Year	Club	W-L	ERA	G	GS	CG	GF	SHO	SV	IP	H	R	ER	HR	HB	BB	IBB	SO	WP	BK	BA
2010	Angels (ASL)	3-1	1.96	15	0	0	7	0	1	23.0	18	5	5	0	1	4	0	25	0	0	.209
	Orem	1-0	5.79	3	0	0	2	0	0	4.2	5	4	3	0	1	15	2	4	0	0	.278
MINOR TOTALS		4-1	2.60	18	0	0	9	0	1	27.2	23	9	8	0	2	19	2	29	0	0	.221

RYAN CHAFFEE

RHP

For information, see 2011 Non-Roster Players Section.

TYLER CHATWOOD

RHP

For information, see 2011 Non-Roster Players Section.

RYAN CISTERNA

C

AGE: 24 BORN: Jun. 25, 1986 in Chandler, AZ

BATS & THROWS: Right

HIGH SCHOOL: Gilbert HS (Gilbert, AZ)

FULL NAME: Ryan Nolan-Vincent Cisterna

RESIDES: Gilbert, AZ

HT.: 6-1 WT.: 205

ACQUIRED: 34th round of 2009 amateur draft (Signed Jun. 25, 2009)

COLLEGE: University of Arkansas (Fayetteville, AR)

SIGNED BY: Jim Bryant (Angels)

Batting

Year	Club	AVG	G	AB	R	H	2B	3B	HR	RBI	SH	SF	HBP	BB	IBB	SO	SB	CS	GDP	SLG	OBP	E
2010	Cucamonga	.333	1	3	0	1	0	0	0	0	0	0	0	0	0	2	0	0	1	.333	.333	0
	Orem	.100	6	10	1	1	0	0	0	1	0	0	0	2	0	4	0	0	0	.100	.250	2
MINOR TOTALS		.154	7	13	1	2	0	0	0	1	0	0	0	2	0	6	0	0	1	.154	.267	2

Pitching

Year	Club	W-L	ERA	G	GS	CG	GF	SHO	SV	IP	H	R	ER	HR	HB	BB	IBB	SO	WP	BK	BA
2009	Angels (ASL)	0-0	4.50	6	0	0	2	0	0	6.0	2	3	3	0	0	3	0	4	1	0	.100

CHEVEZ CLARKE

OF

AGE: 19 BORN: Jan. 9, 1992 in Atlanta, GA

BATS: Switch THROWS: Right

HIGH SCHOOL: Marietta HS (Marietta, GA)

FULL NAME: Chevez Emmanuel Clarke

RESIDES: Oviedo, FL

HT.: 5-11 WT.: 185

ACQUIRED: 1st round of 2010 amateur draft (signed July 1, 2010)

COLLEGE: —

SIGNED BY: Chris McAlpin (Angels)

Year	Club	AVG	G	AB	R	H	2B	3B	HR	RBI	SH	SF	HBP	BB	IBB	SO	SB	CS	GDP	SLG	OBP	E
2010	Angels (ASL)	.216	38	162	26	35	5	★7	3	16	0	0	4	14	0	55	9	2	0	.389	.294	5

★ led or tied for league lead

MANAURYS CORREA

RHP

AGE: 22 BORN: Jan. 5, 1989 in San Cristobal, DR

BATS & THROWS: Right

HIGH SCHOOL: —

FULL NAME: Manaurys Correa Romero

RESIDES: San Cristobal, DR

HT.: 6-3 WT.: 170

ACQUIRED: Signed as free agent, Jan. 22, 2007

COLLEGE: —

SIGNED BY: Leo Perez (Angels)

Year	Club	W-L	ERA	G	GS	CG	GF	SHO	SV	IP	H	R	ER	HR	HB	BB	IBB	SO	WP	BK	BA
2007	Angels (DSL)	8-1	2.16	14	14	0	0	0	0	87.2	71	27	21	3	10	27	0	68	6	0	.225
2008	Angels (ASL)	5-1	2.65	10	8	0	0	0	0	57.2	56	23	17	1	5	10	0	★67	2	0	.249
	Orem	2-0	6.20	5	4	0	0	0	0	20.1	32	16	14	3	2	5	0	17	0	0	.368
2009	Cedar Rapids	8-10	4.47	28	28	★2	0	1	0	★163.0	176	92	81	16	6	43	0	69	8	1	.276
2010	Cedar Rapids	1-1	2.45	11	1	0	4	0	1	22	16	9	6	1	0	2	0	11	1	0	.198
	Cucamonga	1-11	7.83	18	14	0	1	0	0	79.1	123	74	69	20	5	12	0	33	7	0	.357
MINOR TOTALS		25-24	4.35	85	68	2	5	1	1	430	474	241	208	44	28	99	0	265	24	1	.280

★ led or tied for league lead

KALEB COWART

INF

AGE: 18 BORN: June 2, 1992 in Adel, GA

BATS: Switch THROWS: Right

HIGH SCHOOL: Cook HS (Adel, GA)

FULL NAME: Kaleb Bryant Cowart

RESIDES: North Port, FL

HT.: 6-3 WT.: 195

ACQUIRED: 1st round of 2010 amateur draft (signed August 16, 2010)

COLLEGE: —

SIGNED BY: Chris McAlpin (Angels)

Year	Club	AVG	G	AB	R	H	2B	3B	HR	RBI	SH	SF	HBP	BB	IBB	SO	SB	CS	GDP	SLG	OBP	E
2010	Angels (ASL)	.136	22	21	0	3	0	0	0	4	0	1	0	0	0	6	0	0	0	.143	.136	1
	Orem	.400	1	5	1	2	0	0	1	3	0	0	0	1	0	2	0	0	0	1.000	.500	1
MINOR TOTALS		.192	23	26	1	5	0	0	1	7	0	1	0	1	0	8	0	0	0	.308	.214	2



JEREMY CRUZ

INF/OF

AGE: 23 BORN: April 19, 1987 in Miami, FL

BATS & THROWS: Right

HIGH SCHOOL: Christopher Columbus HS (Miami, FL)

FULL NAME: Jeremy Rae Cruz

RESIDES: Miami, FL

HT.: 6-1 WT.: 225

ACQUIRED: 13th round of 2009 amateur draft (signed Aug. 13, 2009)

COLLEGE: Stetson University (Deland, FL)

SIGNED BY: Tom Kotchman (Angels)

Year	Club	AVG	G	AB	R	H	2B	3B	HR	RBI	SH	SF	HBP	BB	IBB	SO	SB	CS	GDP	SLG	OBP	E
2010	Cedar Rapids	.289	69	270	44	78	16	4	7	41	0	2	2	18	0	63	4	5	12	.456	.336	12

JUNIOR CRUZ

RHP

AGE: 20 BORN: April 5, 1990 in La Romana, DR

BATS & THROWS: Right

HIGH SCHOOL: Escuela Basica Benedicto (Higuey, DR)

FULL NAME: Junior Alexander Cruz Caridad

RESIDES: La Romana, DR

HT.: 6-1 WT.: 165

ACQUIRED: Signed as free agent, Nov. 7, 2007

COLLEGE: —

SIGNED BY: Leo Perez (Angels)

Year	Club	W-L	ERA	G	GS	CG	GF	SHO	SV	IP	H	R	ER	HR	HB	BB	IBB	SO	WP	BK	BA
2008	Angels (DSL)	1-2	2.41	13	2	0	6	0	1	33.2	30	13	9	1	6	12	2	23	3	0	.238
2009	Angels (DSL)	5-8	3.24	15	17	1	0	1	0	89.0	81	48	32	1	11	42	0	42	6	0	.244
2010	Angels (DSL)	4-3	2.94	12	12	0	0	0	0	70.1	64	32	23	0	8	26	0	46	4	1	.244
MINOR TOTALS		10-13	2.98	40	29	1	6	1	1	193	175	93	64	2	25	80	2	111	13	1	.243

ALEX DA SILVA

RHP

AGE: 17 BORN: July 2, 1993 in Banbonong, Australia

BATS & THROWS: Right

HIGH SCHOOL: Scoresby Secondary College (Victoria, AUS)

FULL NAME: Alexander Da Silva

RESIDES: Rowville, Victoria, AUS

HT.: 6-2 WT.: 192

ACQUIRED: Signed as international free agent, Jan. 10, 2011

COLLEGE: —

SIGNED BY: Grant Weir (Angels)

MICHAEL DAVITT

RHP

AGE: 24 BORN: Sept. 8, 1986 in Shreveport, LA

BATS & THROWS: Right

HIGH SCHOOL: W.P. Davidson HS (Mobile, AL)

FULL NAME: Michael Davitt

RESIDES: Mobile, AL

HT.: 6-6 WT.: 210

ACQUIRED: 29th round of 2006 amateur draft (signed May 9, 2007)

COLLEGE: Okaloosa Walton Comm. College (Niceville, FL)

SIGNED BY: Tom Kotchman (Angels)

Year	Club	W-L	ERA	G	GS	CG	GF	SHO	SV	IP	H	R	ER	HR	HB	BB	IBB	SO	WP	BK	BA
2007	Orem	0-3	5.67	13	8	0	3	0	0	33.1	39	21	21	2	1	16	0	30	1	0	.300
2008	Cedar Rapids	6-9	4.68	27	19	0	0	0	0	125	146	75	65	7	8	55	1	87	12	0	.305
2009	Cedar Rapids	1-0	4.32	3	3	0	0	0	0	16.2	18	8	8	0	1	7	0	17	3	0	.290
2010	Cedar Rapids	Injured—Did Not Play																			
MINOR TOTALS		7-12	4.83	43	30	0	3	0	0	175	203	104	94	9	10	78	1	134	16	0	.303

ERCILIO DE LA CRUZ

OF

AGE: 18 BORN: Oct. 28, 1992 in Santo Domingo, DR

BATS: Switch THROWS: Right

HIGH SCHOOL: —

FULL NAME: Ercilio De La Cruz

RESIDES: Santo Domingo, DR

HT.: 5-11 WT.: 160

ACQUIRED: Signed as an international free agent, June 1, 2010

COLLEGE: —

SIGNED BY: Rafael Ramirez (Angels)

Year	Club	AVG	G	AB	R	H	2B	3B	HR	RBI	SH	SF	HBP	BB	IBB	SO	SB	CS	GDP	SLG	OBP	E
2010	Angels (DSL)	.218	30	78	7	17	2	1	0	6	2	0	0	18	1	31	5	1	2	.269	.365	4

ANEL DE LOS SANTOS

C

For information, see 2011 Non-Roster Players Section.

BRANDON DECKER

OF

AGE: 23 BORN: March 22, 1988 in Holiday, FL

BATS: Left THROWS: Right

HIGH SCHOOL: Gulf HS (New Port Richey, FL)

FULL NAME: Brandon Alex Decker

RESIDES: Holiday, FL

HT.: 6-3 WT.: 220

ACQUIRED: 27th round of 2010 amateur draft (signed March 5, 2010)

COLLEGE: Valdosta State University (Valdosta, GA)

SIGNED BY: Tom Kotchman (Angels)

Year	Club	AVG	G	AB	R	H	2B	3B	HR	RBI	SH	SF	HBP	BB	IBB	SO	SB	CS	GDP	SLG	OBP	E
2010	Orem	.341	52	173	33	59	15	0	13	47	0	2	12	16	3	44	0	0	4	.653	.429	2

MICHAEL DEMPERIO

INF

AGE: 23 BORN: February 17, 1988 in Atlanta, GA

BATS & THROWS: Right

HIGH SCHOOL: Kell HS (GA)

FULL NAME: Michael Edward Demperio

RESIDES: Atlanta, GA

HT.: 5-10 WT.: 170

ACQUIRED: 25th round of 2009 amateur draft (signed June 14, 2009)

COLLEGE: University of Georgia, (Athens, GA)

SIGNED BY: Chris McAlpin (Angels)

Year	Club	AVG	G	AB	R	H	2B	3B	HR	RBI	SH	SF	HBP	BB	IBB	SO	SB	CS	GDP	SLG	OBP	E
2009	Angels (ASL)	.167	14	48	13	8	1	0	1	4	1	0	2	11	0	15	4	0	0	.250	.344	6
	Orem	.138	12	29	5	4	2	0	0	0	0	0	1	5	0	9	1	0	0	.207	.286	1
2010	Cedar Rapids	.031	18	32	3	1	0	0	0	0	2	0	3	4	0	15	1	1	1	.031	.205	5
	Arkansas	.217	7	23	1	5	0	0	0	1	0	0	0	4	0	11	0	0	0	.217	.333	0
MINOR TOTALS		.136	51	132	22	18	3	0	1	5	3	0	6	24	0	50	6	1	1	.182	.296	12

ORGANIZATIONAL PLAYERS



RHP

AMALIO DIAZ

AGE: 24 **BORN:** Sept. 10, 1986 in Puerto La Cruz, VZ

BATS & THROWS: Right

HIGH SCHOOL: Pedro Maria Freitas (VZ)

FULL NAME: Amalio Jose Diaz Fermin

RESIDES: Puerto La Cruz, Anzo., VZ **HT.:** 6-2 **WT.:** 170

ACQUIRED: Signed as free agent, July 14, 2003

COLLEGE: —

SIGNED BY: Carlos Porte/Amador Arias (Angels)

Year	Club	W-L	ERA	G	GS	CG	GF	SHO	SV	IP	H	R	ER	HR	HB	BB	IBB	SO	WP	BK	BA
2004	—Angels (DSL)	6-0	1.13	10	5	0	2	0	0	39.2	21	5	5	0	0	11	0	28	0	0	.159
2005	—Angels (ASL)	4-2	4.31	19	0	0	10	0	4	31.1	34	21	15	2	2	9	0	28	4	1	.272
2006	—Cucamonga	3-0	1.52	4	4	0	0	0	0	23.2	24	4	4	1	0	5	0	10	1	0	.264
	Angels (ASL)	0-1	6.00	1	1	0	0	0	0	6	7	5	4	1	1	0	0	2	0	0	.280
	Orem	0-2	3.38	3	3	0	0	0	0	16	17	8	6	2	0	2	0	11	2	0	.262
	Cedar Rapids	2-1	5.18	7	6	0	0	0	0	33	51	20	19	5	0	8	0	26	5	0	.357
2007	—Cucamonga	0-0	6.27	9	4	0	0	0	0	37.1	57	31	26	3	1	14	0	21	7	2	.354
	Arkansas	0-2	4.58	6	6	0	0	0	0	37.1	43	21	19	3	1	7	1	15	3	0	.293
	Cedar Rapids	3-6	4.47	16	6	0	6	0	1	52.1	75	28	26	5	0	12	2	31	4	0	.341
2008	—Cucamonga	7-4	4.28	17	17	0	0	0	0	103	111	55	49	10	7	26	0	65	5	0	.275
	Arkansas	3-4	4.40	10	10	0	0	0	0	57.1	62	31	28	5	9	27	0	38	4	0	.281
2009	—Arkansas	3-7	3.65	36	14	4	4	0	0	113.1	114	55	46	10	4	33	2	83	10	1	.263
2010	—Arkansas	0-0	2.29	10	0	0	3	0	2	19.2	11	6	5	2	1	1	0	16	3	1	.155
	Salt Lake	5-6	5.68	28	12	0	2	0	1	90.1	111	61	57	4	5	40	3	69	1	0	.312
MINOR TOTALS		36-35	4.21	176	88	0	27	0	8	660.1	738	351	309	53	31	195	5	443	49	5	.284

JAIRO DIAZ

AGE: 19 **BORN:** May 27, 1991 in Puerto La Cruz, VZ

BATS & THROWS: Right

HIGH SCHOOL: Liceo Cristobal Colon (VZ)

FULL NAME: Jairo Jose Diaz Hernandez

RESIDES: Puerto La Cruz, VZ **HT.:** 6-0 **WT.:** 195

ACQUIRED: Signed as free agent, Aug. 1, 2007

COLLEGE: —

SIGNED BY: Leo Perez (Angels)

Batting

Year	Club	AVG	G	AB	R	H	2B	3B	HR	RBI	SH	SF	HBP	BB	IBB	SO	SB	CS	GDP	SLG	OBP	E
2008	—Angels (DSL)	.184	31	98	12	18	3	0	1	7	2	1	1	11	0	33	1	1	2	.245	.270	6
2009	—Angels (DSL)	.118	24	68	5	8	2	0	0	5	1	0	4	15	0	26	0	2	1	.147	.310	5
MINOR TOTALS		.157	55	166	17	26	5	0	1	12	3	1	5	26	0	59	1	3	3	.205	.288	11

Pitching

Year	Club	W-L	ERA	G	GS	CG	GF	SHO	SV	IP	H	R	ER	HR	HB	BB	IBB	SO	WP	BK	BA
2010	—Angels (DSL)	3-1	3.67	16	0	0	9	0	3	27	22	12	11	0	3	10	0	28	4	1	.220

BRIAN DIEMER

AGE: 23 **BORN:** March 25, 1988 in Lafayette, CA

BATS & THROWS: Right

HIGH SCHOOL: Acalanes HS (Lafayette, CA)

FULL NAME: Brian James Diemer

RESIDES: Lafayette, CA **HT.:** 6-5 **WT.:** 240

ACQUIRED: 6th round of 2010 amateur draft (signed June 14, 2010)

COLLEGE: University of California, Berkeley

SIGNED BY: Scott Richardson (Angels)

Year	Club	W-L	ERA	G	GS	CG	GF	SHO	SV	IP	H	R	ER	HR	HB	BB	IBB	SO	WP	BK	BA
2010	—Orem	2-1	5.48	20	4	0	3	0	0	44.1	40	30	27	1	8	30	1	45	6	0	.235

ISMAEL DIONICIO

AGE: 19 **BORN:** July 19, 1991 in San Cristobal, DR

BATS: Switch **THROWS:** Right

HIGH SCHOOL: —

FULL NAME: Ismael Andres Dionicio

RESIDES: San Cristobal, DR **HT.:** 5-10 **WT.:** 165

ACQUIRED: Signed as international free agent, January 28, 2009

COLLEGE: —

SIGNED BY: Leo Perez (Angels)

Year	Club	AVG	G	AB	R	H	2B	3B	HR	RBI	SH	SF	HBP	BB	IBB	SO	SB	CS	GDP	SLG	OBP	E
2009	—Angels (DSL)	.206	36	107	19	22	5	1	0	5	1	0	2	16	1	30	8	4	0	.271	.320	3
2010	—Angels (DSL)	.277	50	159	20	44	2	1	0	17	3	1	1	11	0	28	10	9	3	.302	.326	6
MINOR TOTALS		.248	86	266	39	66	7	2	0	22	4	1	3	27	1	58	18	13	3	.289	.323	9

DANIEL EICHELBERGER

AGE: 23 **BORN:** December 30, 1987 in Louisville, MS

BATS & THROWS: Right

HIGH SCHOOL: —

FULL NAME: Daniel Jerrell Eichelberger

RESIDES: Louisville, MS **HT.:** 6-0 **WT.:** 175

ACQUIRED: 20th round of 2009 amateur draft (signed June 19, 2009)

COLLEGE: East Central Community College (Dacatur, MS)

SIGNED BY: Jim Bryant (Angels)

Year	Club	AVG	G	AB	R	H	2B	3B	HR	RBI	SH	SF	HBP	BB	IBB	SO	SB	CS	GDP	SLG	OBP	E
2009	—Orem	.268	35	97	14	26	2	3	0	10	0	0	2	10	0	32	6	3	0	.351	.349	3
2010	—Orem	.252	42	115	19	29	2	5	3	15	2	1	2	5	0	25	2	2	0	.435	.293	0
MINOR TOTALS		.259	77	212	33	55	4	8	3	25	2	1	4	15	0	57	8	5	0	.396	.259	3

MINOR LEAGUE



DAVID ENCARNACION

OF

AGE: 20 BORN: Nov. 2, 1990 in Carolina, PR

BATS & THROWS: Right

HIGH SCHOOL: Jose Milazaro

FULL NAME: Solano Encarnacion

RESIDES: Carolina, PR

HT.: 5-10 WT.: 165

ACQUIRED: Signed as free agent, March 5, 2010

COLLEGE: —

SIGNED BY: Omar Rodriguez (Angels)

Year	Club	AVG	G	AB	R	H	2B	3B	HR	RBI	SH	SF	HBP	BB	IBB	SO	SB	CS	GDP	SLG	OBP	E
2010	—Angels (DSL)	.192	25	78	8	15	2	0	0	4	1	1	0	5	0	29	5	0	0	.218	.238	3

NICK FARNSWORTH

INF

AGE: 21 BORN: June 17, 1989 in Tulsa, OK

BATS & THROWS: Left

HIGH SCHOOL: Tulsa Union HS (OK)

FULL NAME: Nicholas Drew Farnsworth

RESIDES: Tulsa, OK

HT.: 6-2 WT.: 210

ACQUIRED: 9th round of 2008 amateur draft (signed June 10, 2008)

COLLEGE: —

SIGNED BY: Arnold Brathwaite (Angels)

Year	Club	AVG	G	AB	R	H	2B	3B	HR	RBI	SH	SF	HBP	BB	IBB	SO	SB	CS	GDP	SLG	OBP	E
2008	—Angels (ASL)	.275	46	182	30	50	15	3	5	42	1	3	4	15	0	52	1	1	5	.473	.338	7
2009	—Angels (ASL)	.193	20	57	8	11	3	0	0	12	2	2	4	13	0	23	1	1	3	.246	.368	3
2010	—Orem	.260	60	200	33	52	11	1	8	34	0	2	2	29	0	73	1	1	3	.445	.356	8
MINOR TOTALS		.257	126	439	71	113	29	4	13	88	3	7	10	57	0	148	3	3	11	.431	.351	18

STARLIN FELIZ

LHP

AGE: 22 BORN: June 28, 1988 in San Cristobal, DR

BATS & THROWS: Left

HIGH SCHOOL: —

FULL NAME: Startin Xaviel Feliz Valdez

RESIDES: San Cristobal, DR

HT.: 6-0 WT.: 200

ACQUIRED: Signed as free agent, Jan. 22, 2007

COLLEGE: —

SIGNED BY: Leo Perez (Angels)

Year	Club	W-L	ERA	G	GS	CG	GF	SHO	SV	IP	H	R	ER	HR	HBP	BB	IBB	SO	WP	BK	BA
2007	—Angels (DSL)	4-3	2.16	10	0	0	0	0	0	58.1	47	28	14	2	15	27	1	33	7	3	.229
2008	—Angels (DSL)	3-3	2.10	13	4	0	7	0	1	34.1	24	15	8	2	4	19	0	44	3	1	.198
2009	—									Injured—Did Not Play											
2010	—									Injured—Did Not Play											
MINOR TOTALS		7-6	2.14	23	14	0	7	0	1	92.2	71	43	22	4	19	46	1	77	10	4	.218

MANUEL FLORES

LHP

AGE: 23 BORN: June 1, 1987 in Puerto La Cruz, VZ

BATS & THROWS: Left

HIGH SCHOOL: —

FULL NAME: Manuel Antonio Flores Velasquez

RESIDES: Puerto La Cruz, VZ

HT.: 6-2 WT.: 170

ACQUIRED: Signed as free agent, Jan. 19, 2006

COLLEGE: —

SIGNED BY: Denny Suarez (Angels)

Year	Club	W-L	ERA	G	GS	CG	GF	SHO	SV	IP	H	R	ER	HR	HBP	BB	IBB	SO	WP	BK	BA
2006	—Angels (DSL)	2-3	1.69	11	3	0	2	0	0	48	38	13	9	2	0	13	0	40	2	2	.217
2007	—Angels (ASL)	1-4	5.37	15	10	0	1	0	0	53.2	67	36	32	3	2	13	0	28	2	4	.307
2008	—Angels (ASL)	★7-4	3.16	13	12	0	0	0	0	★74	★90	35	26	0	3	10	0	63	2	0	.294
2009	—Cedar Rapids	7-4	.59	19	1	0	0	0	0	120.1	122	50	48	9	3	23	0	74	5	0	.262
	Cucamonga	2-3	4.32	6	6	0	0	0	0	33.1	44	23	16	4	0	3	0	19	1	0	.310
2010	—Cucamonga	5-9	4.23	17	17	0	0	0	0	104.1	120	56	49	8	1	22	0	46	6	0	.289
	Arkansas	1-5	5.81	9	9	1	0	0	0	48	63	36	31	2	4	13	1	26	3	1	.323
MINOR TOTALS		25-32	3.94	90	76	2	3	0	0	481.2	544	249	211	28	13	97	1	296	21	7	.284

★ led or tied for league lead

SETH FOWLER

RHP

AGE: 24 BORN: March 3, 1987 in Tampa, FL

BATS & THROWS: Right

HIGH SCHOOL: Leto HS (FL)

FULL NAME: Seth Patrick Fowler

RESIDES: Tampa, FL

HT.: 6-3 WT.: 230

ACQUIRED: Signed as a non-drafted free agent, June 16, 2010

COLLEGE: Saint Leo University (FL)

SIGNED BY: Tom Kotchman (Angels)

Year	Club	W-L	ERA	G	GS	CG	GF	SHO	SV	IP	H	R	ER	HR	HBP	BB	IBB	SO	WP	BK	BA
2010	—Angels (ASL)	0-0	3.60	5	0	0	2	0	1	5	6	2	2	0	0	2	0	7	0	0	.300
	Orem	0-0	8.50	11	1	0	1	0	0	18	27	21	17	3	1	11	0	10	4	0	.337
MINOR TOTALS		0-0	7.43	16	1	0	3	0	1	23	33	23	19	3	1	13	0	17	4	0	.330

FRANKLIN GARCIA

RHP

AGE: 21 BORN: March 23, 1990 in San Cristobal, DR

BATS & THROWS: Right

HIGH SCHOOL: —

FULL NAME: Franklin Luis Garcia Leon

RESIDES: San Cristobal, DR

HT.: 6-3 WT.: 195

ACQUIRED: Signed as free agent, Feb. 2, 2008

COLLEGE: —

SIGNED BY: Freddy Rodriguez (Angels)

Year	Club	W-L	ERA	G	GS	CG	GF	SHO	SV	IP	H	R	ER	HR	HBP	BB	IBB	SO	WP	BK	BA
2008	—Angels (DSL)	0-0	9.95	5	0	0	2	0	0	6.1	7	9	7	2	1	11	0	8	0	0	.304
2009	—Angels (DSL)	0-3	3.38	13	4	0	5	0	1	34.2	29	19	13	0	4	17	0	24	5	0	.223
2010	—Angels (DSL)	3-3	4.44	12	2	0	3	0	0	24.1	25	15	12	0	4	17	0	15	5	1	.275
MINOR TOTALS		3-6	4.41	30	6	0	10	0	1	65.1	61	43	32	2	9	45	0	47	10	1	.250

ORGANIZATIONAL PLAYERS



STEVEN GELTZ

RHP

AGE: 23 BORN: Nov. 1, 1987 in Newfane, NY

BATS & THROWS: Right

HIGH SCHOOL: Wilson Central HS (NY)

FULL NAME: Steven A. Geltz

RESIDES: Ransomville, NY

HT.: 5-10

WT.: 170

ACQUIRED: Signed as free agent, June 20, 2008

COLLEGE: Univ. of Buffalo (NY)

SIGNED BY: Greg Morhardt (Angels)

Year	Club	W-L	ERA	G	GS	CG	GF	SHO	SV	IP	H	R	ER	HR	HB	BB	IBB	SO	WP	BK	BA
2008	Orem	1-0	6.15	16	0	0	6	0	0	26.1	31	19	18	4	2	9	1	36	2	1	.295
	Angels (ASL)	1-0	3.86	3	0	0	1	0	0	2.1	3	1	1	0	0	0	0	7	0	0	.300
2009	Cucamonga	7-1	3.76	34	0	0	6	0	0	64.2	52	29	27	7	2	32	1	73	3	0	.224
2010	Cucamonga	3-1	3.44	22	0	0	9	0	2	34	20	14	13	4	3	10	0	51	1	0	.167
	Arkansas	1-0	2.41	16	0	0	7	0	0	18.2	9	5	5	0	1	16	1	36	2	0	.145
MINOR TOTALS		13-2	3.95	91	0	0	29	0	2	146	115	68	64	15	8	67	3	203	8	2	.218

BRYANT GEORGE

RHP

AGE: 22 BORN: July 17, 1988 in Du Quoin, IL

BATS & THROWS: Right

HIGH SCHOOL: Du Quoin HS (IL)

FULL NAME: Bryant Scott George

RESIDES: Du Quoin, IL

HT.: 5-10

WT.: 185

ACQUIRED: 13th round of 2010 amateur draft (signed June 10, 2010)

COLLEGE: Southern Illinois University, Carbondale

SIGNED BY: Joel Murrie (Angels)

Year	Club	W-L	ERA	G	GS	CG	GF	SHO	SV	IP	H	R	ER	HR	HB	BB	IBB	SO	WP	BK	BA
2010	Orem	4-1	1.98	20	0	0	4	0	1	41	37	11	9	1	1	15	2	44	2	0	.243
	Cedar Rapids	1-1	13.50	3	0	0	1	0	0	2.2	3	4	4	1	0	3	0	4	1	0	.250
MINOR TOTALS		5-2	2.68	23	0	0	5	0	1	43.2	40	15	13	2	1	18	2	48	3	0	.244

CARMINE GIARDINA

LHP

AGE: 23 BORN: Feb. 20, 1988 in Manhasset, NY

BATS: Right THROWS: Left

HIGH SCHOOL: Durant HS (FL)

FULL NAME: Carmine Joseph Giardina

RESIDES: Valrico, FL

HT.: 6-3

WT.: 215

ACQUIRED: 15th round of 2010 amateur draft (signed June 12, 2010)

COLLEGE: University of Tampa (FL)

SIGNED BY: Tom Kotchman (Angels)

Year	Club	W-L	ERA	G	GS	CG	GF	SHO	SV	IP	H	R	ER	HR	HB	BB	IBB	SO	WP	BK	BA
2010	Orem	3-3	5.51	14	6	0	3	0	0	32.2	58	23	20	2	2	11	0	31	8	0	.400

JORDANY GOMEZ

RHP

AGE: 20 BORN: Sept. 1, 1990 in Villa Gonzalez, Santiago, DR

BATS & THROWS: Right

HIGH SCHOOL: —

FULL NAME: Jordany Gomez Paulino

RESIDES: Villa Gonzalez, Santiago, DR HT.: 6-3 WT.: 180

ACQUIRED: Signed as free agent, Dec. 11, 2007

COLLEGE: —

SIGNED BY: Roberto Reynoso (Angels)

Year	Club	W-L	ERA	G	GS	CG	GF	SHO	SV	IP	H	R	ER	HR	HB	BB	IBB	SO	WP	BK	BA
2008	Angels (DSL)	0-1	4.15	11	0	0	5	0	1	17.1	20	14	8	1	4	10	1	9	3	1	.286
2009	Angels (DSL)	1-2	3.94	15	0	0	4	0	2	29.2	28	18	13	0	4	17	0	34	6	0	.239
2010	Angels (DSL)	3-0	2.35	14	0	0	7	0	3	23	24	8	6	0	6	8	0	18	4	0	.282
MINOR TOTALS		4-3	3.47	40	0	0	16	0	6	70	72	40	27	1	14	35	1	61	13	1	.265

ROLANDO GOMEZ

INF

AGE: 21 BORN: June 18, 1989 in Pembroke Pines, FL

BATS: Left THROWS: Right

HIGH SCHOOL: Flanagan HS (Pembroke Pines, FL)

FULL NAME: Rolando Antonio Gomez

RESIDES: Pembroke Pines, FL

HT.: 5-7

WT.: 145

ACQUIRED: 11th round of 2008 amateur draft (signed July 29, 2008)

COLLEGE: —

SIGNED BY: Demetrius Figgins (Angels)

Year	Club	AVG	G	AB	R	H	2B	3B	HR	RBI	SH	SB	HBP	BB	IBB	SO	SB	CS	GDP	SLG	OBP	E
2008	Angels (ASL)	.133	4	15	2	2	0	1	0	2	0	0	0	1	0	3	0	0	1	.267	.188	5
2009	Angels (ASL)	.304	45	181	48	55	13	5	2	19	4	0	0	32	1	43	12	4	0	.464	.408	18
	Cedar Rapids	.111	5	18	1	2	1	0	0	1	0	1	0	1	0	4	0	0	1	.167	.150	0
2010	Orem	.250	55	192	27	48	8	5	4	20	1	0	0	13	0	55	7	4	2	.406	.298	16
	Cucamonga	.000	1	3	0	0	0	0	0	0	1	0	0	0	0	1	1	0	0	.000	.000	0
MINOR TOTALS		.262	110	409	78	107	22	11	6	42	6	1	0	47	1	106	20	8	4	.413	.337	39

CALEB GRAHAM

RHP

AGE: 24 BORN: January 18, 1987 in Lutz, FL

BATS & THROWS: Right

HIGH SCHOOL: Gaither HS (Tampa, FL)

FULL NAME: Caleb Matthew Graham

RESIDES: Lutz, FL

HT.: 6-3

WT.: 215

ACQUIRED: Signed as nondrafted free agent, August 6, 2009

COLLEGE: University of Central Florida (Orlando, FL)

SIGNED BY: Tom Kotchman (Angels)

Year	Club	W-L	ERA	G	GS	CG	GF	SHO	SV	IP	H	R	ER	HR	HB	BB	IBB	SO	WP	BK	BA
2009	Orem	0-1	8.31	4	1	0	2	0	0	8.2	12	8	8	4	2	1	0	7	0	0	.324
2010	Orem	2-1	3.45	19	0	0	10	0	1	28.2	33	16	11	1	5	16	2	30	1	0	.284
MINOR TOTALS		2-2	4.58	23	1	0	12	0	1	37.1	45	24	19	5	7	17	2	37	1	0	.294





ORGANIZATIONAL PLAYERS

MOISES GRANCE

INF

AGE: 20 BORN: Jan. 12, 1991 in Valencia, VZ

BATS & THROWS: Right

HIGH SCHOOL: Bicentenario de Suere (VZ)

FULL NAME: Henyember Moises Grance Herrera

RESIDES: Maracay, Aragua, VZ

ACQUIRED: Signed as free agent, July 14, 2008

COLLEGE: —

SIGNED BY: Carlos Porte (Angels)

Year	Club	AVG	G	AB	R	H	2B	3B	HR	RBI	SH	SF	HBP	BB	IBB	SO	SB	CS	GDP	SLG	OBP	E
2009—Angels (DSL)		.214	44	140	22	30	5	1	0	14	2	1	2	17	0	33	6	2	0	.264	.306	22
2010—Angels (DSL)		.220	48	159	18	35	11	3	1	13	3	0	3	22	0	36	5	3	4	.346	.326	33
MINOR TOTALS		.217	92	299	40	65	16	4	1	27	5	1	5	39	0	69	11	5	4	.308	.317	55

ERIK GREGERSEN

RHP

AGE: 24 BORN: Sept. 19, 1986 in Sugar Land, TX

BATS & THROWS: Right

HIGH SCHOOL: Clements High (TX)

FULL NAME: Erik Martin Gregersen

RESIDES: HT.: 6-5

WT.: 225

ACQUIRED: 37th round of 2009 amateur draft (signed March 6, 2010)

COLLEGE: Stephen F. Austin State (TX)

SIGNED BY: Kevin Ham (Angels)

Year	Club	W-L	ERA	G	GS	CG	GF	SHO	SV	IP	H	R	ER	HR	HB	BB	IBB	SO	WP	BK	BA
2010—Angels (ASL)		0-0	0.87	17	0	0	8	0	2	20.2	13	4	2	0	3	5	0	27	11	0	.181
	Orem	0-0	7.71	2	0	0	0	0	0	2.1	0	2	2	0	2	4	0	5	2	0	.000
MINOR TOTALS		0-0	1.57	19	0	0	8	0	2	23	13	6	4	0	5	9	0	32	13	0	.165

RANDAL GRICHUK

OF

AGE: 19 BORN: August 13, 1991 in Rosenberg, TX

BATS & THROWS: Right

HIGH SCHOOL: Lamar Consolidated HS (Rosenberg, TX)

FULL NAME: Randal Alexander Grichuk

RESIDES: Rosenberg, TX

HT.: 6-1

WT.: 195

ACQUIRED: 1st round of 2009 amateur draft (signed June 20, 2009)

COLLEGE: —

SIGNED BY: Kevin Ham (Angels)

Year	Club	AVG	G	AB	R	H	2B	3B	HR	RBI	SH	SF	HBP	BB	IBB	SO	SB	CS	GDP	SLG	OBP	E
2009—Angels (ASL)		.322	53	236	47	★76	13	★10	7	53	3	4	4	2	0	64	6	4	8	.551	.352	1
2010—Angels (ASL)		.327	12	49	7	16	3	2	4	10	0	0	0	3	0	9	0	0	1	.714	.365	0
	Cedar Rapids	.292	52	202	41	59	19	4	7	36	0	1	2	9	0	50	4	0	2	.530	.327	2
MINOR TOTALS		.310	117	487	95	151	35	16	18	99	3	5	6	21	0	123	10	4	11	.559	.343	3

★ led or tied for league lead

CASEY HAERTHER

INF

AGE: 23 BORN: October 5, 1987 in West Hills, CA

BATS & THROWS: Right

HIGH SCHOOL: Chaminade College Prep (West Hills, CA)

FULL NAME: Casey Logan Haerther

RESIDES: Chatsworth, CA

HT.: 6-2

WT.: 210

ACQUIRED: 5th round of 2009 amateur draft (signed July 3, 2009)

COLLEGE: UCLA (Los Angeles, CA)

SIGNED BY: Bobby DeJardin (Angels)

Year	Club	AVG	G	AB	R	H	2B	3B	HR	RBI	SH	SF	HBP	BB	IBB	SO	SB	CS	GDP	SLG	OBP	E
2009—Orem		.350	50	206	37	72	18	2	0	35	2	3	2	12	0	28	0	2	13	.456	.386	11
2010—Cedar Rapids		.307	113	433	54	133	26	2	8	74	2	4	3	29	3	72	10	4	16	.432	.352	9
MINOR TOTALS		.321	163	639	91	205	44	4	8	109	4	7	5	41	3	100	10	6	29	.440	.363	20

CHRISTOPHER HANNICK

INF

AGE: 22 BORN: Sept. 26, 1988 in Tarzana, CA

BATS & THROWS: Right

HIGH SCHOOL: Thousand Oaks HS (CA)

FULL NAME: Christopher Tyler Hannick

RESIDES: Thousand Oaks, CA

HT.: 5-10

WT.: 190

ACQUIRED: Signed as non-drafted free agent, Aug. 16, 2010

COLLEGE: Cal State Northridge

SIGNED BY: Abe Flores (Angels)

DAVID HARRIS

INF

AGE: 24 BORN: March 10, 1987 in Glendora, CA

BATS & THROWS: Right

HIGH SCHOOL: Glendora HS (CA)

FULL NAME: David James Harris

RESIDES: Glendora, CA

HT.: 6-0

WT.: 185

ACQUIRED: Signed as non-drafted free agent, Dec. 20, 2010

COLLEGE: Pepperdine University (CA)

SIGNED BY: Tory Hernandez (Angels)

WES HATTON

INF

AGE: 20 BORN: December 28, 1990 in Riverside, CA

BATS & THROWS: Right

HIGH SCHOOL: Norco HS (Norco, CA)

FULL NAME: Wesley Michael Hatton

RESIDES: Norco, CA

HT.: 5-10

WT.: 165

ACQUIRED: 4th round of 2009 amateur draft (signed July 9, 2009)

COLLEGE: —

SIGNED BY: Tim Corcoran (Angels)

Year	Club	AVG	G	AB	R	H	2B	3B	HR	RBI	SH	SF	HBP	BB	IBB	SO	SB	CS	GDP	SLG	OBP	E
2009—Angels (ASL)		.200	20	65	11	13	1	1	0	11	0	1	0	9	0	22	0	1	3	.246	.293	5
2010—Orem		.301	66	246	37	74	9	7	4	37	6	5	1	15	0	71	5	2	7	.443	.337	19
MINOR TOTALS		.280	86	311	48	87	10	8	4	48	6	6	1	24	0	93	5	3	10	.402	.327	24



ORGANIZATIONAL PLAYERS



JEREMY HAYNES

AGE: 24 **BORN:** May 28, 1986 in Valdosta, GA

BATS & THROWS: Right

HIGH SCHOOL: Madison County (FL) HS

FULL NAME: Jeremy Jerrod Haynes

Year	Club	W-L	ERA	G	GS	CG	GF	SHO	SV	IP	H	R	ER	HR	HB	BB	IBB	SO	WP	BK	BA
2006	Orem	3-1	2.76	16	14	0	1	0	1	58.2	46	21	18	5	1	41	0	68	8	1	.217
2007	Cedar Rapids	5-6	3.06	19	19	0	0	0	0	94	98	40	32	3	1	41	1	75	14	2	.266
2008	Cucamonga	1-2	10.03	6	6	0	0	0	0	23.1	37	28	26	7	1	23	0	8	4	1	.370
	Cedar Rapids	2-1	2.67	5	5	0	0	0	0	27	19	8	8	0	0	20	0	13	6	0	.204
2009	Cucamonga	0-5	4.36	39	0	0	8	0	0	66.0	64	45	32	3	2	51	1	67	17	1	.255
2010	Cucamonga	1-0	2.45	11	0	0	6	0	1	18.1	15	8	5	1	1	8	0	16	3	0	.224
	Arkansas	3-0	6.14	30	0	0	13	0	0	48.1	45	34	33	1	4	53	2	40	10	0	.259
MINOR TOTALS		15-15	4.13	126	44	0	28	0	2	335.2	324	184	154	20	10	237	4	287	62	5	.256

ANDREW HEID

AGE: 23 **BORN:** Dec. 14, 1987 in Yakima, WA

BATS: Left **THROWS:** Right

HIGH SCHOOL: Waterville HS (WA)

FULL NAME: Andrew Kasper Heid

Year	Club	AVG	G	AB	R	H	2B	3B	HR	RBI	SH	SF	HBP	BB	IBB	SO	SB	CS	GDP	SLG	OBP	E
2010	Orem	.362	68	287	62	104	12	1	9	34	4	3	4	35	0	40	9	6	2	.505	.435	4

★ led or tied for league lead

JOHNNY HELLWEG

AGE: 22 **BORN:** Oct. 29, 1988 in Ann Arbor, MI

BATS & THROWS: Right

HIGH SCHOOL: St. Dominic HS (O'Fallon, MO)

FULL NAME: John David Hellweg

Year	Club	W-L	ERA	G	GS	CG	GF	SHO	SV	IP	H	R	ER	HR	HB	BB	IBB	SO	WP	BK	BA
2008	Angels (ASL)	1-0	4.98	14	3	0	4	0	0	21.2	19	28	12	1	3	★38	0	25	19	3	.224
2009	Angels (ASL)	2-1	2.96	18	0	0	14	0	6	24.1	16	8	8	0	4	8	0	25	7	1	.186
	Cedar Rapids	0-0	1.35	5	0	0	3	0	2	6.2	4	3	1	0	2	7	0	7	2	0	.160
2010	Cedar Rapids	2-4	4.33	41	0	0	36	0	16	43.2	20	21	21	2	4	45	0	66	9	0	.133
MINOR TOTALS		5-5	3.92	78	0	3	57	0	24	96.1	59	60	42	3	13	98	0	123	37	4	.171

★ led or tied for league lead

JONATTAN HERNANDEZ

AGE: 20 **BORN:** July 11, 1990 in Moca, DR

BATS: Switch **THROWS:** Right

FULL NAME: Jonattan Ramon Hernandez

Year	Club	AVG	G	AB	R	H	2B	3B	HR	RBI	SH	SF	HBP	BB	IBB	SO	SB	CS	GDP	SLG	OBP	E
2009	Angels (DSL)	.000	4	9	1	0	0	0	0	0	0	0	0	1	0	3	0	0	0	.000	.100	0
2010	Angels (DSL)	.198	27	81	9	16	3	0	2	14	0	0	1	6	0	18	0	0	1	.309	.261	6
MINOR TOTALS		.178	31	90	10	16	3	0	2	14	0	0	1	7	0	21	0	0	1	.278	.245	6

KYLE HURST

AGE: 25 **BORN:** Aug. 23, 1985 in Boston, MA

BATS & THROWS: Right

HIGH SCHOOL: Highland HS (Gilbert, AZ)

FULL NAME: Kyle Garrett Hurst

Year	Club	W-L	ERA	G	GS	CG	GF	SHO	SV	IP	H	R	ER	HR	HB	BB	IBB	SO	WP	BK	BA
2008	Orem	0-2	19.29	3	1	0	0	0	0	4.2	13	13	10	1	1	5	0	5	2	0	.565
	Angels (ASL)	3-0	1.83	13	4	1	6	1	0	34.1	23	9	7	3	4	5	0	40	1	0	.184
2009	Orem	0-0	9.00	1	0	0	0	0	0	2.0	2	2	2	1	0	1	0	3	0	0	.250
	Salt Lake	0-0	9.00	1	0	0	1	0	0	1.0	2	1	1	0	0	1	0	1	1	0	.400
	Cedar Rapids	1-2	4.64	15	2	0	5	0	1	33.0	26	19	17	4	1	8	0	17	2	0	.213
2010	Cedar Rapids	4-2	2.84	9	0	0	1	0	0	19	14	10	6	1	0	7	1	20	0	0	.203
	Cucamonga	5-3	5.31	24	7	0	10	0	1	59.1	60	38	35	7	3	17	0	44	0	0	.261
MINOR TOTALS		13-9	4.58	66	14	1	23	1	2	153.1	140	92	78	17	9	44	1	130	6	0	.241

DANIEL HURTADO

RHP
AGE: 18 **BORN:** July 25, 1992 in Los Tegues, Miranda, VZ

BATS & THROWS: Right

HIGH SCHOOL: —

FULL NAME: Daniel Enrique Hurtado

RESIDES: Maracay, Aragua, VZ

HT.: 6-3

WT.: 180

ACQUIRED: Signed as free agent, Aug. 6, 2008

COLLEGE: —

SIGNED BY: Carlos Porte (Angels)

Year	Club	W-L	ERA	G	GS	CG	GF	SHO	SV	IP	H	R	ER	HR	HB	BB	IBB	SO	WP	BK	BA
2009	—Angels (DSL)	1-3	4.50	14	1	0	6	0	2	24.0	27	19	12	1	2	10	0	17	2	0	.278
2010	—Angels (DSL)	4-0	2.23	9	9	0	0	0	0	44.1	31	13	11	4	6	10	0	36	1	0	.207
MINOR TOTALS		5-3	3.03	23	10	0	6	0	2	68.1	58	32	23	5	8	20	0	53	3	0	.235

STEVEN IRVINE

INF
AGE: 23 **BORN:** Sept. 7, 1987 in Tulsa, OK

BATS & THROWS: Right

HIGH SCHOOL: Tulsa Memorial HS (OK)

FULL NAME: Stephen Ray Irvine, Jr.

RESIDES: Tulsa, OK

HT.: 5-9

WT.: 180

ACQUIRED: 10th round of 2010 amateur draft (signed June 12, 2010)

COLLEGE: McNeese State University (LA)

SIGNED BY: Kevin Ham (Angels)

Year	Club	AVG	G	AB	R	H	2B	3B	HR	RBI	SH	SF	HBP	BB	IBB	SO	SB	CS	GDP	SLG	OBP	E
2010—Orem		.266	25	79	17	21	6	1	0	11	2	1	1	17	0	17	1	0	2	.367	.398	3

GABE JACOBO

OF

For information, see 2011 Non-Roster Players Section.

PILL JOON JANG

RHP
AGE: 22 **BORN:** April 8, 1988 in Asan, So. Korea

BATS & THROWS: Right

HIGH SCHOOL: Kongju HS (SK)

FULL NAME: Pill Joon Jang

RESIDES: Daewoo, So. Korea

HT.: 6-3

WT.: 190

ACQUIRED: Signed as free agent, Nov. 21, 2008

COLLEGE: —

SIGNED BY: Charlie Kim (Angels)

Year	Club	W-L	ERA	G	GS	CG	GF	SHO	SV	IP	H	R	ER	HR	HB	BB	IBB	SO	WP	BK	BA
2009—Angels (ASL)	★6-3	3.83	14	14	0	0	0	0	0	★82.1	77	42	35	5	6	10	0	72	3	0	.244
2010—Orem	2-3	3.96	15	15	0	0	0	0	0	75	88	49	33	7	5	16	1	39	7	1	.256
	Cucamonga	1-0	2.70	2	2	0	0	0	0	10	10	4	3	1	0	1	0	9	0	1	.290
MINOR TOTALS	9-6	3.82	31	31	0	0	0	0	0	167.1	175	95	71	13	11	27	1	120	10	2	.266

★ led or tied for league lead

ESWARTIN JIMENEZ

LHP
AGE: 18 **BORN:** Nov. 27, 1991 in Santo Domingo, DR

BATS & THROWS: Left

HIGH SCHOOL: —

FULL NAME: Eswartin Herrera Jimenez

RESIDES: Santo Domingo, DR

HT.: 6-1

WT.: 187

ACQUIRED: Signed as international free agent, April 24, 2009

COLLEGE: —

SIGNED BY: Leo Perez (Angels)

Year	Club	W-L	ERA	G	GS	CG	GF	SHO	SV	IP	H	R	ER	HR	HB	BB	IBB	SO	WP	BK	BA
2009—Angels (DSL)	5-3	2.57	15	15	0	0	0	0	0	87.2	77	37	25	1	4	20	0	55	4	1	.233
2010—Angels (DSL)	4-5	2.50	13	13	2	0	0	0	0	82.2	72	29	23	0	6	20	3	85	6	0	.238
MINOR TOTALS	9-8	2.54	28	28	2	0	0	0	0	170.1	149	66	48	1	10	40	3	140	10	1	.235

JOSE JIMENEZ

C

For information, see 2011 Non-Roster Players Section.

LUIS JIMENEZ

C
AGE: 23 **BORN:** Jan. 18, 1988 in Santiago, DR

BATS & THROWS: Right

HIGH SCHOOL: Colectivo Lucretia Diaz (DO)

FULL NAME: Luis Domingo Jimenez Rodriguez

RESIDES: Santiago, DR

HT.: 6-1

WT.: 205

ACQUIRED: Signed as free agent, Aug. 22, 2005

COLLEGE: —

SIGNED BY: Leo Perez (Angels)

Year	Club	AVG	G	AB	R	H	2B	3B	HR	RBI	SH	SF	HBP	BB	IBB	SO	SB	CS	GDP	SLG	OBP	E
2006	—Angels (DSL)	.284	25	74	12	21	9	1	1	10	0	1	0	7	0	9	4	0	3	.473	.341	2
2007	—Angels (DSL)	.313	67	256	49	80	19	2	11	55	1	3	5	10	1	27	16	4	3	.531	.347	21
2008	—Orem	.331	66	284	57	94	★28	6	★15	65	0	3	4	11	0	45	6	2	3	.630	.361	13
2009																						
2010	—Cedar Rapids	.292	43	168	32	49	15	5	2	38	0	4	1	11	0	27	6	2	3	.476	.332	7
	Cucamonga	.286	81	318	52	91	31	4	12	43	4	3	6	13	0	43	15	8	8	.522	.324	9
MINOR TOTALS		.305	282	1100	202	335	102	18	41	211	5	14	16	52	1	151	47	16	20	.542	.341	52

★ led or tied for league lead

KEVIN JOHNSON

RHP
AGE: 22 **BORN:** Aug. 19, 1988 in Pensacola, FL

BATS: Left **THROWS:** Right

HIGH SCHOOL: West Florida HS

FULL NAME: Kevin Johnson

RESIDES: Pensacola, FL

HT.: 6-4

WT.: 240

ACQUIRED: 20th round of 2010 amateur draft (signed June 12, 2010)

COLLEGE: University of West Florida

SIGNED BY: Tom Kotchman (Angels)

Year	Club	W-L	ERA	G	GS	CG	GF	SHO	SV	IP	H	R	ER	HR	HB	BB	IBB	SO	WP	BK	BA
2010—Orem		1-4	4.75	18	9	0	1	0	0	60.2	71	37	32	3	1	24	3	44	9	2	.293

ORGANIZATIONAL PLAYERS



LUIS JOLLY

AGE: 18 **BORN:** March 21, 1993 in La Romana, DR
BATS & THROWS: Right
HIGH SCHOOL: Colegio Biblico Critiano
FULL NAME: Luis Ormando Perez Jolly

RESIDES: La Romana, DR **HT.:** 6-2 **WT.:** 180
ACQUIRED: Signed as non-drafted free agent. March 5, 2010
COLLEGE: —
SIGNED BY: Ralph Ramirez (Angels)

Year	Club	AVG	G	AB	R	H	2B	3B	HR	RBI	SH	SF	HBP	BB	IBB	SO	SB	CS	GDP	SLG	OBP	E
------	------	-----	---	----	---	---	----	----	----	-----	----	----	-----	----	-----	----	----	----	-----	-----	-----	---

2010—Angels (DSL) .168 30 95 8 16 4 4 0 2 0 0 6 10 0 47 6 1 0 .295 .288 3

RYAN JONES

AGE: 22 **BORN:** May 19, 1988 in Dodge City, KS
BATS & THROWS: Left
HIGH SCHOOL: Bishop Carroll Catholic HS (Wichita, KS)
FULL NAME: Ryan Scott Jones

RESIDES: Wichita, KS **HT.:** 6-0 **WT.:** 192
ACQUIRED: Signed as a free agent, January 10, 2011
COLLEGE: Wichita State University
SIGNED BY: Abe Flores (Angels)

Drafted by the Arizona Diamondbacks in the 39th round of the 2009 MLB June Amateur draft; did not sign. Signed by Angels as a free agent on January 10, 2011.

YOUNG-IL JUNG

AGE: 22 **BORN:** Nov. 16, 1988 in Gwangju, So. Korea
BATS & THROWS: Right
HIGH SCHOOL: Gwangju Jinhyang HS (SK)
FULL NAME: Young-il Jung

RESIDES: Kwangju City, So. Korea **HT.:** 6-2 **WT.:** 190
ACQUIRED: Signed as free agent, July 9, 2006
COLLEGE: —
SIGNED BY: Charlie Kim (Angels)

Year	Club	W-L	ERA	G	GS	CG	GF	SHO	SV	IP	H	R	ER	HR	HB	BB	IBB	SO	WP	BK	BA
2007	Orem	0-1	9.00	3	3	0	0	0	0	9	10	12	9	1	1	6	0	9	2	0	.263
2008	Cedar Rapids									Injured—Did Not Play											
2009	Angels (ASL)	0-0	0.00	2	0	0	0	0	0	2	1	0	0	0	0	0	0	3	0	0	.143
2010	Cedar Rapids	2-1	4.37	19	0	0	0	2	0	22.2	12	12	11	1	1	22	0	23	6	0	.156
MINOR TOTALS		2-2	5.35	24	3	0	2	0	0	33.2	23	24	20	2	2	28	0	35	8	0	.189

ERIC JUNG

For information, see 2011 Non-Roster Players Section.

JON KARCICH

AGE: 23 **BORN:** Sept. 10, 1987 in Burlingame, CA
BATS & THROWS: Right
HIGH SCHOOL: Junipero Serra HS (San Mateo, CA)
FULL NAME: Jon Erik Karcich

RESIDES: Belmont, CA **HT.:** 6-2 **WT.:** 195
ACQUIRED: 7th round of 2009 amateur draft (signed June 13, 2009)
COLLEGE: Santa Clara University (Santa Clara, CA)
SIGNED BY: Scott Richardson (Angels)

Year	Club	AVG	G	AB	R	H	2B	3B	HR	RBI	SH	SF	HBP	BB	IBB	SO	SB	CS	GDP	SLG	OBP	E
2009	Orem	.235	53	187	37	44	11	0	5	22	3	1	8	30	0	40	3	1	3	.374	.363	16
2010	Cedar Rapids	.273	93	297	56	81	21	4	6	29	5	3	7	44	0	63	7	7	7	.431	.376	27
MINOR TOTALS		.258	146	484	93	125	32	4	11	51	8	4	15	74	0	103	10	8	10	.409	.371	443

TYLER KEHRER

AGE: 23 **BORN:** March 23, 1988 in Belleville, IL
BATS & THROWS: Left
HIGH SCHOOL: Westcliff HS, (New Baden, IL)
FULL NAME: Tyler Jacob Kehrer

RESIDES: New Baden, IL **HT.:** 6-3 **WT.:** 210
ACQUIRED: Comp. round of 2009 amateur draft (signed June 11, 2009)
COLLEGE: Eastern Illinois University (Charleston, IL)
SIGNED BY: Joel Murrie (Angels)

Year	Club	W-L	ERA	G	GS	CG	GF	SHO	SV	IP	H	R	ER	HR	HB	BB	IBB	SO	WP	BK	BA
2009	Orem	3-3	4.75	14	14	0	0	0	0	55	57	36	29	6	3	22	0	57	4	0	.266
2010	Cedar Rapids	6-5	4.56	27	14	0	7	0	4	116.1	106	72	59	7	13	70	0	108	12	0	.245
MINOR TOTALS		9-8	4.62	41	28	0	7	0	4	171.1	163	108	88	13	16	92	0	165	16	0	.252

TY KELLEY

AGE: 22 **BORN:** Aug. 18, 1988 in Columbus, GA
BATS & THROWS: Right
HIGH SCHOOL: Columbus HS (GA)
FULL NAME: Reginald Tyler Kelley

RESIDES: Columbus, GA **HT.:** 6-4 **WT.:** 200
ACQUIRED: Signed as a non-drafted free agent, June 21, 2010
COLLEGE: Auburn University
SIGNED BY: Jim Bryant (Angels)

Year	Club	W-L	ERA	G	GS	CG	GF	SHO	SV	IP	H	R	ER	HR	HB	BB	IBB	SO	WP	BK	BA
------	------	-----	-----	---	----	----	----	-----	----	----	---	---	----	----	----	----	-----	----	----	----	----

2010—Angels (ASL) 1-1 14.29 6 0 0 2 0 0 0 5.2 9 9 9 0 0 0 3 0 9 1 0 .375

MIKE KENNEY

AGE: 24 **BORN:** Aug. 16, 1986 in La Jolla, CA
BATS & THROWS: Right
HIGH SCHOOL: La Costa Canyon HS (Encinitas, CA)
FULL NAME: Michael J. Kenney

RESIDES: Carlsbad, CA **HT.:** 6-4 **WT.:** 212
ACQUIRED: 28th round of 2008 amateur draft (signed June 9, 2008)
COLLEGE: Loyola Marymount Univ. (Westchester, CA)
SIGNED BY: Bobby DeJardin (Angels)

Year	Club	W-L	ERA	G	GS	CG	GF	SHO	SV	IP	H	R	ER	HR	HB	BB	IBB	SO	WP	BK	BA
2008	Angels (ASL)	2-1	8.20	16	0	0	2	0	0	18.2	22	18	17	0	2	9	0	12	3	0	.306
2009	Cucamonga	1-7	5.54	36	11	0	7	0	0	87.2	102	56	54	12	5	40	0	66	4	0	.293
2010	Cedar Rapids	4-3	3.51	34	0	0	18	0	5	51.1	41	21	20	4	1	15	0	44	3	0	.263
	Cucamonga	0-0	1.93	4	0	0	2	0	0	4.2	5	1	1	0	0	7	1	1	1	0	.219
MINOR TOTALS		7-11	5.10	90	11	0	29	0	5	162.1	171	96	92	16	8	71	1	123	11	0	.272



ORGANIZATIONAL PLAYERS

TIM KIELY

RHP

AGE: 25 **BORN:** August 26, 1985 in Salem, MA

BATS & THROWS: Right

HIGH SCHOOL: Swampscot HS (MA)

FULL NAME: Timothy Kiely

RESIDES: Swampscott, MA

HT.: 6-1 **WT.:** 190

ACQUIRED: 27th round of the 2008 amateur draft (signed June 8, 2008)

COLLEGE: Trinity College (Hartford, CT)

SIGNED BY: Greg Morhardt

Year	Club	W-L	ERA	G	GS	CG	GF	SHO	SV	IP	H	R	ER	HR	HB	BB	IBB	SO	WP	BK	BA
2008	—Orem	0-0	3.00	4	0	0	3	0	1	6	4	2	2	0	0	0	0	7	1	0	.182
	Cedar Rapids	5-1	2.00	21	0	0	9	0	2	36	35	8	8	1	3	8	0	33	3	0	.255
2009	—Cucamonga	5-5	4.44	12	12	1	0	0	0	73	85	42	36	7	2	8	0	44	0	0	.286
	Arkansas	4-3	4.85	15	15	1	0	0	0	94.2	104	59	51	15	2	18	0	48	2	0	.277
2010	—Arkansas	7-10	5.08	21	21	★2	0	0	0	124	155	83	70	15	4	28	0	66	4	0	.361
	Salt Lake	3-2	9.00	7	7	0	0	0	0	39	61	42	39	7	1	11	0	18	5	0	.308
MINOR TOTALS		24-21	4.97	80	55	4	12	0	3	372.2	444	236	206	45	12	73	0	216	15	0	.295

★ led or tied for league lead

RIAN KINIRY

OF

AGE: 24 **BORN:** Dec. 12, 1986 in Hollywood, FL

BATS & THROWS: Right

HIGH SCHOOL: Chaminade-Madonna Prep (Hollywood, FL)

FULL NAME: Rian Wayne Kiniry

RESIDES: Davie, FL

HT.: 6-0 **WT.:** 180

ACQUIRED: 39th round of 2006 amateur draft (signed May 2, 2007)

COLLEGE: Broward Comm. College (Davie, FL)

SIGNED BY: Mike Silvestri/Demetrius Figgins (Angels)

Year	Club	AVG	G	AB	R	H	2B	3B	HR	RBI	SH	SF	HBP	BB	IBB	SO	SB	CS	GDP	SLG	OBP	E
2007	—Orem	.260	49	150	25	39	5	1	0	14	3	1	2	16	0	33	8	3	2	.307	.337	1
2008	—Cucamonga	.191	31	89	13	17	1	2	1	4	2	0	2	9	0	25	9	1	3	.281	.280	2
	Orem	.262	48	172	32	45	5	0	0	19	6	3	3	16	0	32	7	7	4	.291	.330	2
2009	—Cucamonga	.236	31	89	9	21	4	1	0	7	2	0	0	10	0	22	5	1	0	.303	.313	1
	Arkansas	.500	1	4	2	2	1	0	0	0	1	0	0	0	0	0	0	0	0	.750	.500	0
2010	—Cucamonga	.270	88	307	48	83	9	3	4	33	8	5	3	16	0	72	26	13	7	.358	.308	4
	Arkansas	.147	25	75	3	11	3	1	0	3	4	0	0	4	0	14	0	2	3	.213	.190	1
MINOR TOTALS		.246	273	886	132	218	28	8	5	80	26	9	10	71	0	198	55	27	19	.313	.306	11

TAYLOR KINZER

RHP

AGE: 23 **BORN:** January 7, 1988 in Bluffton, IN

BATS & THROWS: Right

HIGH SCHOOL: Homestead HS (IN)

FULL NAME: Taylor W. Kinzer

RESIDES: Fort Wayne, IN

HT.: 6-3 **WT.:** 213

ACQUIRED: 24th round of 2009 amateur draft (signed June 17, 2009)

COLLEGE: Taylor University (Fort Wayne, IN)

SIGNED BY: John Burden (Angels)

Year	Club	W-L	ERA	G	GS	CG	GF	SHO	SV	IP	H	R	ER	HR	HB	BB	IBB	SO	WP	BK	BA
2009	—Orem	0-0	6.04	17	0	0	4	0	1	28.1	41	24	19	2	0	13	0	26	1	0	.342
2010	—Angels (ASL)	0-0	3.00	3	0	0	1	0	0	3	2	1	1	1	0	0	0	4	0	0	.200
	Orem	1-1	4.85	16	0	0	12	0	0	26	34	16	14	1	1	9	2	24	1	0	.333
MINOR TOTALS		1-1	5.34	36	0	0	17	0	1	57.1	77	41	34	4	1	22	2	54	2	0	.332

JUSTIN LA TEMPA

RHP

AGE: 24 **BORN:** Nov. 21, 1986 in Huntington Beach, CA

BATS & THROWS: Right

HIGH SCHOOL: Huntington Beach HS (CA)

FULL NAME: Justin Henry La Tempa

RESIDES: Newport Beach, CA

HT.: 6-5 **WT.:** 210

ACQUIRED: 12th round of 2010 amateur draft (signed Aug. 16, 2010)

COLLEGE: University of Oregon

SIGNED BY: Casey Harvey (Angels)

Year	Club	W-L	ERA	G	GS	CG	GF	SHO	SV	IP	H	R	ER	HR	HB	BB	IBB	SO	WP	BK	BA
2010	—Orem	1-2	2.84	5	0	0	1	0	0	6.1	4	5	2	2	0	2	0	5	1	0	.190

RAUL LINARES

INF

AGE: 20 **BORN:** Oct. 4, 1990 in San Cristobal, DR

BATS: Switch **THROWS:** Right

HIGH SCHOOL: —

FULL NAME: Raul Yuniol Linares

RESIDES: San Cristobal, DR

HT.: 5-11 **WT.:** 160

ACQUIRED: Signed as free agent, July 25, 2008

COLLEGE: —

SIGNED BY: Freddy Rodriguez (Angels)

Year	Club	AVG	G	AB	R	H	2B	3B	HR	RBI	SH	SF	HBP	BB	IBB	SO	SB	CS	GDP	SLG	OBP	E
2008	—Angels (DSL)	.324	13	37	4	12	1	0	0	3	2	0	2	5	0	9	3	2	0	.351	.432	2
2009	—Angels (DSL)	.225	49	151	22	34	4	5	0	16	5	1	3	13	0	38	8	3	0	.318	.298	16
2010	—Angels (DSL)	.245	59	188	40	46	9	3	1	26	13	1	9	30	0	32	23	7	4	.340	.373	12
MINOR TOTALS		.245	121	376	66	92	14	8	1	45	20	2	14	48	0	79	34	12	4	.332	.350	30

TAYLOR LINDSEY

INF

AGE: 19 **BORN:** Dec. 2, 1991 in Scottsdale, AZ

BATS: Left **THROWS:** Right

HIGH SCHOOL: Desert Mountain HS (AZ)

FULL NAME: Taylor Lindsey

RESIDES: Scottsdale, AZ

HT.: 6-0 **WT.:** 195

ACQUIRED: 1st round of 2010 amateur draft (signed June 13, 2010)

COLLEGE: —

SIGNED BY: John Gracio (Angels)

Year	Club	AVG	G	AB	R	H	2B	3B	HR	RBI	SH	SF	HBP	BB	IBB	SO	SB	CS	GDP	SLG	OBP	E
2010	—Angels (ASL)	.284	45	194	26	55	12	6	0	18	2	2	1	12	0	33	8	3	3	.407	.325	6

ORGANIZATIONAL PLAYERS



STEPHEN LOCKE

LHP

AGE: 24 BORN: May 6, 1986 in Tampa, FL

BATS & THROWS: Left

HIGH SCHOOL: King HS

FULL NAME: Stephen Locke

Year	Club	W-L	ERA	G	GS	CG	GF	SHO	SV	IP	H	R	ER	HR	HB	BB	IBB	SO	WP	BK	BA
2009—Orem		6-4	4.02	15	14	0	0	0	0	69.1	70	40	31	9	4	11	0	46	4	0	.261
2010—Cedar Rapids		8-7	4.37	19	18	1	1	1	0	117.1	136	63	57	9	5	31	1	77	4	1	.294
MINOR TOTALS		14-11	4.24	34	32	1	1	1	0	186.2	206	103	88	18	9	42	1	123	8	1	.282

RESIDES: Temple Terrace, FL

HT.: 6-1 WT.: 188

ACQUIRED: 22nd round of 2009 amateur draft (signed June 16, 2009)

COLLEGE: University of Florida (Gainesville, FL)

SIGNED BY: Tom Kotchman (Angels)

MATT LONG

OF

AGE: 23 BORN: April 30, 1987 in Mountainview, CA

BATS: Left THROWS: Right

HIGH SCHOOL: St. Francis HS (Mountainview, CA)

FULL NAME: Matthew Eugene Long

Year	Club	AVG	G	AB	R	H	2B	3B	HR	RBI	SH	SF	HBP	BB	IBB	SO	SB	CS	GDP	SLG	OBP	E
2009—Angels (ASL)		.283	50	184	37	52	7	9	1	29	4	3	2	26	0	23	3	3	4	.435	.372	0
	Cucamonga	.250	5	16	1	4	1	0	1	2	0	0	0	1	0	3	0	0	0	.500	.294	0
2010—Cedar Rapids		.305	125	466	87	142	30	12	4	74	14	9	5	59	0	67	23	9	8	.446	.382	5
MINOR TOTALS		.297	180	666	125	198	38	21	6	105	18	12	7	86	0	93	26	12	12	.444	.377	5

RESIDES: Los Altos Hills, CA

HT.: 5-11 WT.: 175

ACQUIRED: 30th round of 2009 amateur draft (signed Jun. 17, 2009)

COLLEGE: Santa Clara University (Santa Clara, CA)

SIGNED BY: Scott Richardson (Angels)

BAUDILIO LOPEZ

RHP

AGE: 20 BORN: Nov. 20, 1990 in Charallave, VZ

BATS & THROWS: Right

HIGH SCHOOL: UEN Teresa de Bolivar (VZ)

FULL NAME: Baudilio Jose Lopez Zamora

Year	Club	W-L	ERA	G	GS	CG	GF	SHO	SV	IP	H	R	ER	HR	HB	BB	IBB	SO	WP	BK	BA
2008	—Angels (DSL)	5-2	2.27	15	14	0	1	0	0	87.1	62	35	22	3	9	24	0	109	8	0	.197
2009	—Angels (ASL)	4-2	3.72	13	6	0	0	0	0	46.0	54	22	19	0	3	16	0	35	6	0	.298
	Cucamonga	0-0	0.00	1	0	0	1	0	0	1.0	1	0	0	0	0	1	0	2	0	0	.333
2010	—Angels (ASL)	1-1	6.00	7	1	0	2	0	1	15	18	11	10	0	0	3	0	16	3	0	.281
	Cucamonga	1-0	2.25	13	0	0	7	0	0	20	14	8	5	2	1	10	0	14	1	0	.192
MINOR TOTALS		11-5	2.98	49	21	0	11	0	1	169.1	149	76	56	5	13	54	0	176	18	0	.234

RESIDES: Charallave, VZ

HT.: 6-1 WT.: 190

ACQUIRED: Signed as free agent, Aug. 1, 2007

COLLEGE: —

SIGNED BY: Cesar Velasquez (Angels)

ROBERTO LOPEZ

OF

AGE: 25 BORN: Oct. 1, 1985 in San Diego, CA

BATS & THROWS: Right

HIGH SCHOOL: Rancho Bernardo HS (CA)

FULL NAME: Roberto Alejandro Lopez

Year	Club	AVG	G	AB	R	H	2B	3B	HR	RBI	SH	SF	HBP	BB	IBB	SO	SB	CS	GDP	SLG	OBP	E
2008—Orem		.400	67	270	★68	★108	★28	1	14	★72	0	4	11	34	1	23	3	2	9	★.667	★.480	7
2009—Cedar Rapids		.271	94	354	61	96	18	0	11	67	1	8	17	40	2	52	5	7	8	.415	.365	5
2010—Cucamonga		.346	46	182	33	63	19	1	5	42	0	6	10	13	0	35	5	2	2	.544	.408	4
	Arkansas	.239	85	276	35	66	13	1	7	41	4	7	9	29	2	53	0	5	5	.370	.324	5
MINOR TOTALS		.308	292	1082	197	333	78	3	37	222	5	25	47	116	5	163	13	16	24	.488	.391	21

★ led or tied for league lead

RESIDES: Whittier, CA

HT.: 5-11 WT.: 180

ACQUIRED: 25th round of 2008 amateur draft (signed June 10, 2008)

COLLEGE: University of Southern California (Los Angeles, CA)

SIGNED BY: Tim Corcoran (Angels)

MARVIN LOWRANCE

OF

AGE: 26 BORN: July 16, 1984 in Bellflower, CA

BATS & THROWS: Left

HIGH SCHOOL: Long Beach Wilson HS (CA)

FULL NAME: Marvin C. Lowrance

Year	Club	AVG	G	AB	R	H	2B	3B	HR	RBI	SH	SF	HBP	BB	IBB	SO	SB	CS	GDP	SLG	OBP	E
2004—Vermont		.289	53	187	23	54	6	1	3	20	0	0	4	28	0	40	1	1	2	.380	.393	8
2005—Nationals (GCL)		.321	8	28	4	9	1	0	2	9	0	0	0	3	0	2	0	0	0	.571	.387	0
	Savannah	.288	57	212	27	61	15	1	4	35	0	1	6	16	0	50	2	1	2	.425	.353	2
2006—Potomac		.257	112	377	47	97	20	3	5	48	1	2	6	43	1	75	2	0	14	.366	.341	4
2007—Hagerstown		.326	24	89	12	29	5	0	4	11	1	0	1	18	0	13	0	3	1	.517	.444	2
	Potomac	.256	98	348	57	89	22	1	16	51	1	2	4	61	2	87	2	2	2	.463	.371	1
2008—Potomac		.268	74	250	39	67	17	0	12	39	0	0	5	37	1	59	2	2	3	.463	.371	2
	Harrisburg	.286	47	154	27	44	13	0	8	24	0	1	3	20	0	40	1	0	1	.526	.376	1
2009—Harrisburg		.241	122	361	47	87	22	2	15	45	2	1	3	41	6	89	1	2	11	.438	.323	1
2010—Syracuse		.234	20	64	7	15	1	0	1	2	0	0	0	5	0	13	1	2	1	.297	.290	0
	Harrisburg	.283	87	377	48	88	13	2	13	33	1	1	5	39	0	62	5	4	5	.463	.371	1
MINOR TOTALS		.269	702	2381	338	640	135	10	83	317	6	8	37	311	10	530	17	17	42	.438	.361	22

RESIDES: Whittier, CA

HT.: 6-0 WT.: 215

ACQUIRED: Signed as free agent, Feb. 9, 2011

COLLEGE: Goldenwest JC (CA)

SIGNED BY: Tony Hernandez (Angels)



CARLOS LUGO

AGE: 21 **BORN:** Nov. 20, 1989 in Santo Domingo, DR

BATS & THROWS: Right

HIGH SCHOOL: —

FULL NAME: Carlos Alfredo Lugo Mota

RESIDES: Santo Domingo, DR

ACQUIRED: Signed as free agent, Feb. 28, 2007

COLLEGE: —

SIGNED BY: Leo Perez (Angels)

Year	Club	AVG	G	AB	R	H	2B	3B	HR	RBI	SH	SF	HBP	BB	IBB	SO	SB	CS	GDP	SLG	OBP	E
2007	—Angels (DSL)	.138	12	29	4	4	1	1	0	3	0	0	3	3	0	12	0	0	0	.241	.286	1
2008	—Angels (DSL)	.189	21	37	3	7	1	0	0	3	4	0	2	6	0	13	0	2	3	.216	.333	5
2009	—Angels (DSL)	.168	48	149	18	25	4	1	1	12	5	0	3	13	0	47	5	1	3	.228	.248	13
2010	—Angels (DSL)	.207	51	116	30	24	2	1	1	15	4	1	7	35	0	32	2	4	4	.267	.415	2
MINOR TOTALS		.181	132	331	55	60	8	3	2	33	13	1	15	57	0	104	7	7	10	.242	.327	21

JAMIE MALLARD

AGE: 20 **BORN:** August 23, 1990 in Tampa, FL

BATS & THROWS: Right

HIGH SCHOOL: Middleton HS (Tampa, FL)

FULL NAME: James Taylor Mallard, Jr.

RESIDES: Tampa, FL

ACQUIRED: 18th round of 2009 amateur draft (signed June 23, 2009)

COLLEGE: Hillsborough Community College (Tampa, FL)

SIGNED BY: Tom Kotchman (Angels)

Year	Club	AVG	G	AB	R	H	2B	3B	HR	RBI	SH	SF	HBP	BB	IBB	SO	SB	CS	GDP	SLG	OBP	E
2009	—Angels (ASL)	.297	30	111	16	33	4	0	5	28	0	2	0	12	0	25	1	0	2	.468	.360	0
2010	—Angels (ASL)	.250	4	16	1	4	2	0	0	3	0	0	0	2	0	9	0	0	1	.375	.333	0
MINOR TOTALS		.291	34	127	17	37	6	0	5	31	0	2	0	14	0	34	1	0	3	.457	.357	0

KRIS MARSHALL

AGE: 23 **BORN:** Nov. 13, 1987 in Corpus Christi, TX

BATS & THROWS: Left

HIGH SCHOOL: Rockport-Fulton HS (TX)

FULL NAME: Kristofer Levi Marshall

RESIDES: Rockport, TX

ACQUIRED: Signed as free agent, June 12, 2010

COLLEGE: Southern Arkansas University

SIGNED BY: Tom Kotchman (Angels)

Year	Club	W-L	ERA	G	GS	CG	GF	SHO	SV	IP	H	R	ER	HR	HB	BB	IBB	SO	WP	BK	BA
2010	—Angels (ASL)	3-2	3.55	118	0	0	7	0	0	25.1	24	12	10	1	3	5	0	26	3	0	.253

FABIO MARTINEZ

AGE: 21 **BORN:** Oct. 29, 1989 in San Cristobal, DR

BATS & THROWS: Right

HIGH SCHOOL: —

FULL NAME: Fabio Miguel Martinez Mesa

RESIDES: San Cristobal, DR

ACQUIRED: Signed as free agent, April 11, 2007

COLLEGE: —

SIGNED BY: Leo Perez (Angels)

Year	Club	W-L	ERA	G	GS	CG	GF	SHO	SV	IP	H	R	ER	HR	HB	BB	IBB	SO	WP	BK	BA
2007	—Angels (DSL)	1-2	6.75	13	3	0	2	0	1	25.1	27	22	19	0	4	26	0	30	9	1	.270
2008	—Angels (DSL)	6-1	1.53	13	13	1	0	0	0	76.1	55	17	13	1	3	32	0	93	10	2	.202
2009	—Angels (ASL)	3-2	3.26	14	13	0	1	0	0	60.2	45	33	22	1	2	36	0	★92	12	0	.197
	Orem	1-0	3.86	2	2	0	0	0	0	7.0	5	4	3	2	0	2	0	10	2	1	.192
2010	—Cedar Rapids	7-3	3.92	20	19	0	0	0	0	103.1	80	49	45	6	3	76	0	141	12	0	.216
MINOR TOTALS		18-8	3.37	62	50	1	3	0	1	272.2	212	125	102	10	12	172	0	366	45	4	.213

SANDY MARTINEZ

AGE: 18 **BORN:** July 18, 1992 in Barahona, DO

BATS: Switch **THROWS:** Right

HIGH SCHOOL: —

FULL NAME: Sandy Martinez

RESIDES: Barahona, DR

ACQUIRED: Signed as international free agent, July 1, 2010

COLLEGE: —

SIGNED BY: Rafael Ramirez (Angels)

Year	Club	AVG	G	AB	R	H	2B	3B	HR	RBI	SH	SF	HBP	BB	IBB	SO	SB	CS	GDP	SLG	OBP	E
2010	—Angels (DSL)	.000	2	3	0	0	0	0	0	1	0	0	0	2	0	0	0	0	0	.000	.400	0

STEVEN MATEO

AGE: 18 **BORN:** Aug. 19, 1992 in Santiago, DR

BATS & THROWS: Right

HIGH SCHOOL: —

FULL NAME: Steven Lazala Mateo

RESIDES: Santiago, DR

ACQUIRED: Signed as international free agent, June 4, 2010

COLLEGE: —

SIGNED BY: Rafael Ramirez (Angels)

Year	Club	AVG	G	AB	R	H	2B	3B	HR	RBI	SH	SF	HBP	BB	IBB	SO	SB	CS	GDP	SLG	OBP	E
2010	—Angels (DSL)	.229	33	105	8	24	5	0	0	12	0	2	1	10	1	31	0	2	3	.276	.297	7

ORGANIZATIONAL PLAYERS



PAUL MCANULTY

AGE: 30 **BORN:** February 24, 1981 in Oxnard, CA
BATS: Left **THROWS:** Right
HIGH SCHOOL: Oxnard HS, (Oxnard, CA)
FULL NAME: Paul Michael McNulty

RESIDES: Oxnard, CA **HT.:** 5-10 **WT.:** 220
ACQUIRED: Signed as a free agent on Feb. 25, 2010
COLLEGE: Cal State Long Beach
SIGNED BY: Jason McLeod (San Diego)

Year	Club	AVG	G	AB	R	H	2B	3B	HR	RBI	SH	SF	HBP	BB	IBB	SO	SB	CS	GDP	SLG	OBP	E
2002	Idaho Falls	.379	67	235	56	89	29	0	8	51	0	3	4	49	2	43	7	2	5	.604	.488	11
2003	Fort Wayne	.273	133	455	48	124	27	0	7	73	2	9	9	67	2	82	5	3	7	.378	.370	16
2004	Lake Elsinore	.297	133	495	98	147	36	3	23	87	0	4	4	88	3	106	3	1	5	.521	.404	8
2005	Mobile	.282	79	298	39	84	17	2	10	42	0	3	6	34	3	66	5	2	3	.453	.364	5
	Portland	.344	38	151	27	52	15	0	6	27	0	1	0	16	0	29	0	0	4	.563	.405	2
	San Diego (ML)	.208	22	24	4	5	0	0	0	1	0	1	3	1	7	1	0	0	0	.208	.530	0
2006	Portland	.310	125	478	76	148	34	5	19	79	0	8	4	62	2	79	1	2	14	.521	.388	21
	San Diego (ML)	.231	16	13	3	3	1	0	1	3	0	0	0	2	0	4	0	0	0	.538	.333	0
2007	Padres (ASL)	.400	6	15	2	6	1	0	0	4	0	0	0	2	0	2	0	0	0	.467	.471	0
	Portland	.262	63	233	25	61	12	1	4	31	0	1	2	29	2	47	0	2	2	.373	.347	3
	San Diego (ML)	.200	20	40	5	8	1	0	1	5	0	0	0	3	1	10	0	0	0	.300	.256	0
2008	Portland	.343	53	181	34	62	14	1	13	50	0	7	2	35	1	38	0	0	2	.646	.440	0
	San Diego (ML)	.207	66	135	9	28	7	1	3	13	0	1	2	26	2	41	0	0	0	.341	.341	0
2009	Pawtucket	.233	90	326	36	76	20	1	11	48	0	3	4	45	1	83	0	1	5	.402	.331	7
	Col. Springs	.182	20	55	4	10	3	0	2	6	0	1	0	5	0	12	0	0	2	.345	.246	1
2010	Arkansas	.331	44	148	31	49	3	1	14	27	0	2	2	24	2	36	1	2	2	.649	.426	2
	Salt Lake	.302	73	275	43	83	18	1	10	54	0	3	0	27	2	39	0	1	6	.484	.361	0
	LAA	.136	9	22	2	3	0	0	1	2	0	0	0	2	0	11	0	0	0	.273	.208	1
MINOR TOTALS		.296	924	275	43	83	18	1	10	54	2	45	37	483	20	662	22	16	57	.488	.386	76
MAJOR TOTALS		.201	133	234	23	47	9	1	6	23	1	3	36	4	73	1	0	0	0	.325	.314	1

Drafted by the San Diego Padres in the 12th round of the 2002 MLB Amateur draft. Made ML debut June 22, 2005; declared minor league free agent in November 3, 2008; signed as a free agent by Boston Red Sox on November 20, 2008; released by Red Sox July 24, 2009; signed by Colorado Rockies July 29, 2009; declared a free agent on November 9, 2009; signed by Angels as a free agent on February 25, 2010.

EDDIE MCKIERNAN

AGE: 22 **BORN:** March 21, 1989 in Pasadena, CA
BATS & THROWS: Right
HIGH SCHOOL: Monrovia HS (Monrovia, CA)
FULL NAME: Eddie Walter McKiernan

RESIDES: Temple City, CA **HT.:** 5-11 **WT.:** 160
ACQUIRED: 17th round of 2007 amateur draft (signed June 13, 2007)
COLLEGE: —
SIGNED BY: Rob Wilfong (Angels)

Year	Club	W-L	ERA	G	GS	CG	GF	SHO	SV	IP	H	R	ER	HR	HB	BB	IBB	SO	WP	BK	BA
2007	Angels (ASL)	0-1	2.25	18	0	0	11	0	5	24	21	9	6	0	5	6	0	17	0	0	.241
2008	Cedar Rapids	1-5	3.73	50	0	0	36	0	22	62.2	60	30	26	6	6	16	3	56	2	2	.254
2009	Cucamonga	5-4	3.81	45	0	0	26	0	4	56.2	60	30	24	6	3	22	1	52	4	0	.269
	Salt Lake	0-1	6.75	6	0	0	2	0	0	10.2	9	8	8	2	0	3	0	3	0	0	.220
2010	Cucamonga	3-2	3.40	55	0	0	50	0	28	55.2	47	23	21	5	0	20	3	57	4	1	.227
	Salt Lake	0-0	20.25	1	0	0	0	0	0	1.1	3	3	3	0	0	1	0	2	0	0	.429
MINOR TOTALS		9-13	3.75	175	0	0	125	0	59	211	200	103	88	19	14	68	7	187	10	3	.250

AARON MEADE

AGE: 22 **BORN:** May 2, 1988 in Kansas City, MO
BATS: Switch **THROWS:** Left
HIGH SCHOOL: Rockhurst HS (MO)
FULL NAME: Aaron Michael Meade

RESIDES: Kansas City, MO **HT.:** 6-2 **WT.:** 185
ACQUIRED: 10th round of 2010 amateur draft (signed June 11, 2010)
COLLEGE: Missouri State University
SIGNED BY: Joel Murrie (Angels)

Year	Club	W-L	ERA	G	GS	CG	GF	SHO	SV	IP	H	R	ER	HR	HB	BB	IBB	SO	WP	BK	BA
2010	Orem	0-2	5.87	7	6	0	0	0	0	15.1	14	13	10	1	1	13	0	9	1	0	.233
	Angels (ASL)	1-1	2.25	2	2	0	0	0	0	8	9	3	2	0	0	6	0	6	0	0	.281
MINOR TOTALS		1-3	4.63	9	8	0	0	0	0	23.1	23	16	12	1	1	19	0	15	1	0	.250

KEVIN MELILLO

For information, see 2011 Non-Roster Players Section.

JOSEPH MELIORIS

AGE: 20 **BORN:** May 29, 1990 in Rome, NY
BATS & THROWS: Right
HIGH SCHOOL: Rome Catholic High School (NY)
FULL NAME: Joseph Gerald Melioris

RESIDES: Rome, New York **HT.:** 6-10 **WT.:** 240
ACQUIRED: Signed as free agent, June 22, 2010
COLLEGE: Polk Community College, Winter Haven, FL
SIGNED BY: Tom Kotchman (Angels)

Year	Club	W-L	ERA	G	GS	CG	GF	SHO	SV	IP	H	R	ER	HR	HB	BB	IBB	SO	WP	BK	BA
2010	Angels (ASL)	3-3	3.44	12	7	0	0	0	0	49.2	58	28	19	1	2	5	0	48	2	0	.291
	Orem	0-0	14.40	3	0	0	0	0	0	5	12	8	8	3	0	0	0	3	1	0	.462
MINOR TOTALS		3-3	4.45	15	7	0	0	0	0	54.7	70	36	27	4	2	5	0	51	3	0	.311





ORGANIZATIONAL PLAYERS

TOMMY MENDOZA

RHP

AGE: 23 **BORN:** Aug. 18, 1987 in Hialeah, FL

BATS & THROWS: Right

HIGH SCHOOL: Monsignor Edward Pace HS (FL)

FULL NAME: Thomas Mendoza

RESIDES: Hialeah, FL

HT.: 6-2 **WT.:** 195

ACQUIRED: Fifth round of 2005 amateur draft (signed June 10, 2005)

COLLEGE: —

SIGNED BY: Mike Silvestri (Angels)

Year	Club	W-L	ERA	G	GS	CG	GF	SHO	SV	IP	H	R	ER	HR	HB	BB	IBB	SO	WP	BK	BA
2005	—Angels (ASL)	3-3	1.55	13	4	0	2	0	0	52.1	42	14	9	1	1	13	0	56	2	0	.221
	Cucamonga	1-0	0.00	2	1	0	1	0	1	10	4	0	0	0	0	0	0	12	0	0	.121
2006	—Cedar Rapids	11-6	4.17	27	27	1	0	0	0	170.2	169	83	79	15	6	32	0	134	5	1	.261
	Cedar Rapids	1-0	0.00	1	0	0	0	0	0	5	3	0	0	0	0	2	0	4	0	0	.250
2007	—Angels (ASL)	2-4	4.86	12	11	0	1	0	0	53.2	67	37	29	5	3	16	0	38	3	0	.307
	Cucamonga	4-12	4.73	20	19	0	0	0	0	110.1	130	69	58	11	5	39	0	50	5	0	.298
2009	—Arkansas	7-7	3.36	20	20	0	0	0	0	128.2	130	60	48	10	2	31	0	86	6	0	.260
	Salt Lake	2-1	2.91	4	4	0	0	0	0	21.2	18	8	7	3	1	11	0	10	0	0	.228
2010	—Arkansas	1-1	3.44	4	4	0	0	0	0	18.1	13	9	7	2	0	14	0	13	1	0	.197
	Salt Lake	0-4	8.89	6	5	0	0	0	0	27.1	45	30	27	12	0	7	0	13	0	0	.375
Minor Totals		32-38	3.97	109	95	1	4	0	1	598	623	313	264	59	18	165	0	416	22	1	.270

MATT MEYER

LHP

For information, see 2011 Non-Roster Players Section.

CHANCE MISTRIC

RHP

AGE: 26 **BORN:** May 9, 1984 in Lafayette, LA

BATS & THROWS: Right

HIGH SCHOOL: Port Barre HS (LA)

FULL NAME: William Chance Mistic

RESIDES: Lake Charles, LA

HT.: 6-3 **WT.:** 235

ACQUIRED: 42nd round of 2010 amateur draft (signed June 10, 2010)

COLLEGE: Louisiana State University at Eunice

SIGNED BY: Kevin Ham (Angels)

Year	Club	W-L	ERA	G	GS	CG	GF	SHO	SV	IP	H	R	ER	HR	HB	BB	IBB	SO	WP	BK	BA
2010	—Angels (ASL)	3-4	4.50	12	10	0	0	0	0	52	57	30	26	3	2	15	0	44	1	0	.292

GARY MITCHELL

OF

AGE: 21 **BORN:** April 3, 1989 in Elkins Park, PA

BATS: Left **THROWS:** Right

HIGH SCHOOL: Lower Moreland HS (PA)

FULL NAME: Gary Lee Mitchell

RESIDES: Huntington Valley, PA

HT.: 6-4 **WT.:** 235

ACQUIRED: 21st round of 2010 amateur draft (signed June 13, 2010)

COLLEGE: Neumann University (PA)

SIGNED BY: Dan Radcliff (Angels)

Year	Club	AVG	G	AB	R	H	2B	3B	HR	RBI	SH	SF	HBP	BB	IBB	SO	SB	CS	GDP	SLG	OBP	E
2010	—Angels (ASL)	.231	40	134	20	31	4	4	0	13	1	1	2	17	0	59	7	1	0	.321	.325	5

KEVIN MOESQUIT

INF

AGE: 19 **BORN:** June 20, 1991 in Willemstad, Curacao

BATS & THROWS: Right

HIGH SCHOOL: Highlands Christian Academy

FULL NAME: Kevin Kessler Kirby Segui Moesquit

RESIDES: Delray Beach, FL

HT.: 5-10 **WT.:** 180

ACQUIRED: 17th round of 2010 amateur draft (signed Aug. 13, 2010)

COLLEGE: —

SIGNED BY: Bart Braun Jr. (Angels)

RYAN MOUNT

INF

AGE: 24 **BORN:** August 17, 1986 in West Covina, CA

BATS & THROWS: Left/Right

HIGH SCHOOL: Ayala HS (CA)

FULL NAME: Ryan Bradley Mount

RESIDES: Chino, CA

HT.: 6-0 **WT.:** 190

ACQUIRED: Second round of 2005 amateur draft

COLLEGE: —

SIGNED BY: Tim Corcoran (Angels)

Year	Club	AVG	G	AB	R	H	2B	3B	HR	RBI	SH	SF	HBP	BB	IBB	SO	SB	CS	GDP	SLG	OBP	E
2005	—Angels (ASL)	.216	29	102	15	22	7	1	1	17	0	3	1	17	0	31	4	1	2	.333	.325	5
2006	—Orem	.285	69	277	54	79	14	2	9	38	3	1	2	36	1	67	10	3	4	.448	.370	10
2007	—Cedar Rapids	.251	85	303	47	76	11	3	7	36	0	2	3	29	0	70	19	6	2	.376	.320	12
	Angels (ASL)	.333	3	12	0	4	0	0	0	0	0	0	1	1	0	1	0	0	0	.333	.429	0
2008	—Cucamonga	.290	82	338	68	98	17	5	16	49	1	4	3	23	1	67	10	2	1	.512	.337	13
2009	—Arkansas	.252	84	305	36	77	16	0	4	31	1	2	2	20	2	64	5	7	11	.344	.301	12
	Angels (ASL)	.375	4	16	5	6	0	0	0	1	0	0	0	2	0	4	0	0	0	.375	.444	1
2010	—Arkansas	.231	85	308	36	71	13	3	10	41	0	1	4	17	0	80	8	4	4	.390	.279	15
Minor Totals		.261	441	1661	261	433	78	14	47	213	5	13	16	145	4	384	56	23	24	.409	.324	68

★ led or tied for league lead

KEVIN NABORS

RHP

AGE: 25 **BORN:** August 12, 1985 in Fairhope, LA

BATS & THROWS: Right

HIGH SCHOOL: Faith Academy HS (AL)

FULL NAME: Kevin Robert Nabors

RESIDES: Spanish Fort, AL

HT.: 6-3 **WT.:** 220

ACQUIRED: 26th round of the 2008 amateur draft

COLLEGE: University of South Alabama

SIGNED BY: Jim Bryant (Angels)

Year	Club	W-L	ERA	G	GS	CG	GF	SHO	SV	IP	H	R	ER	HR	HB	BB	IBB	SO	WP	BK	BA
2008	—Orem	3-2	3.94	18	0	0	6	0	1	29.2	31	14	13	2	0	17	1	34	3	0	.267
2009	—Cedar Rapids	3-3	3.00	33	0	0	11	0	1	51	47	20	17	1	0	22	0	40	4	0	.251
	Cucamonga	0-1	6.98	16	0	0	5	0	0	19.1	23	16	15	2	3	10	0	21	0	0	.303
2010	—Cucamonga	1-0	0.00	7	0	0	1	0	1	9.2	4	0	0	0	1	2	0	7	0	0	.125
	Salt Lake	0-0	1.69	4	0	0	2	0	0	5.1	6	1	1	0	0	3	0	4	0	0	.316
Minor Totals		7-6	3.60	78	0	0	25	0	3	115	111	51	46	5	4	54	1	106	7	0	.258



ORGANIZATIONAL PLAYERS



EFREN NAVARRO

INF

For information, see 2011 Non-Roster Players Section

HEATH NICHOLS

RHP

AGE: 22 BORN: November 23, 1988 in San Diego, CA

BATS & THROWS: Right

HIGH SCHOOL: Queen Creek HS (AZ)

FULL NAME: William Nichols

RESIDES: Queen Creek, AZ

HT.: 6-2

WT.: 180

ACQUIRED: 29th round of the 2009 amateur draft (signed Jun 14, 2009)

COLLEGE: College of Southern Idaho (Twin Falls, ID)

SIGNED BY: Jeff Scholzen (Angels)

Year	Club	W-L	ERA	G	GS	CG	GF	SHO	SV	IP	H	R	ER	HR	HB	BB	IBB	SO	WP	BK	BA
2009	—Angels (ASL)	1-0	2.19	18	0	0	2	0	0	24.2	23	13	6	2	3	11	0	23	4	0	.230
2010	—Angels (ASL)	2-3	4.20	8	5	0	1	0	1	45	47	25	21	3	4	10	0	44	4	1	.269
	Orem	4-2	3.57	7	7	★1	0	0	0	35.1	30	17	14	2	0	13	0	26	5	0	.226
MINOR TOTALS		7-5	3.51	33	12	1	3	0	1	105	100	55	41	7	7	34	0	93	13	1	.245

★ led or tied for league lead

ANDREW OLDFIELD

C

AGE: 23 BORN: Nov. 17, 1987 in Aurora, CO

BATS: Switch THROWS: Right

HIGH SCHOOL: Rangeview HS (CO)

FULL NAME: Andrew Davis Oldfield

RESIDES: Aurora, CO

HT.: 5-10

WT.: 185

ACQUIRED: 40th round of 2010 amateur draft (signed June 12, 2010)

COLLEGE: Dixie State College (UT)

SIGNED BY: Jeff Scholzen(Angels)

Year	Club	AVG	G	AB	R	H	2B	3B	HR	RBI	SH	SF	HBP	BB	IBB	SO	SB	CS	GDP	SLG	OBP	E
2010	—Orem	.136	32	81	12	11	3	0	1	3	4	1	4	6	1	34	0	1	0	.210	.228	4

ERIC OLIVER

INF

AGE: 24 BORN: Jan. 29, 1987 in Fountain Valley, CA

BATS & THROWS: Right

HIGH SCHOOL: Irvine HS (CA)

FULL NAME: Eric Oliver

RESIDES: Irvine, CA

HT.: 6-1

WT.: 215

ACQUIRED: 36th round of the 2009 amateur draft (signed June 15, 2009)

COLLEGE: UC Santa Barbara

SIGNED BY: Bobby DeJardin (Angels)

Year	Club	AVG	G	AB	R	H	2B	3B	HR	RBI	SH	SF	HBP	BB	IBB	SO	SB	CS	GDP	SLG	OBP	E
2009	—Angels (ASL)	.274	49	168	36	46	7	1	4	35	4	2	6	28	1	25	2	0	5	.399	.392	6
2010	—Cedar Rapids	.245	47	155	26	38	9	0	3	23	0	2	12	21	0	26	0	0	5	.361	.374	3
	Cucamonga	.271	54	181	26	49	14	0	4	30	0	2	1	19	3	32	1	1	4	.414	.340	2
MINOR TOTALS		.264	150	504	88	133	30	1	11	88	4	6	19	68	4	83	3	1	14	.393	.369	11

MATTHEW OYE

RHP

AGE: 25 BORN: Feb. 25, 1986 in Spokane, WA

BATS & THROWS: Right

HIGH SCHOOL: North Central HS (Spokane, WA)

FULL NAME: Matt David Oye

RESIDES: Spokane, WA

HT.: 6-5

WT.: 230

ACQUIRED: Signed as free agent, April 23, 2009

COLLEGE: Washington State University

SIGNED BY: Tory Hernandez (Angels)

Year	Club	W-L	ERA	G	GS	CG	GF	SHO	SV	IP	H	R	ER	HR	HB	BB	IBB	SO	WP	BK	BA
2009	—Angels (ASL)	2-0	2.57	7	2	0	1	0	0	14	11	6	4	1	1	1	0	10	0	0	.220
2010	—Orem	0-0	1.69	3	0	0	1	0	1	5.1	5	1	1	0	1	0	6	1	0	.227	
	Salt Lake	0-0	16.20	1	0	0	0	0	0	1.2	4	3	3	1	0	1	0	1	0	.444	
	Arkansas	0-0	7.71	2	0	0	2	0	0	2.1	6	6	2	0	0	2	0	2	2	.429	
	Cedar Rapids	0-1	1.85	15	0	0	6	0	0	24.1	21	5	5	0	1	7	0	22	1	.231	
	Cucamonga	1-0	0.00	3	0	0	3	0	0	5	2	0	0	0	1	1	0	6	0	.118	
MINOR TOTALS		3-1	2.56	31	2	0	13	0	1	52.2	49	21	15	2	4	13	0	47	4	.241	

BRAULIO PARDO

C

AGE: 24 BORN: Oct. 5, 1986 in Tampa, FL

BATS: Switch THROWS: Right

HIGH SCHOOL: Gaither HS (Tampa, FL)

FULL NAME: Braulio Leonardo Pardo

RESIDES: Lutz, FL

HT.: 5-11

WT.: 180

ACQUIRED: 12th round of 2008 amateur draft (signed June 8, 2008)

COLLEGE: St. Leo Univ. (FL)

SIGNED BY: Tom Kotchman (Angels)

Year	Club	AVG	G	AB	R	H	2B	3B	HR	RBI	SH	SF	HBP	BB	IBB	SO	SB	CS	GDP	SLG	OBP	E
2008	—Orem	.195	13	41	2	8	3	0	0	3	0	0	0	2	0	17	0	0	0	.268	.233	2
	Cedar Rapids	.140	16	43	3	6	1	0	0	5	2	0	1	2	0	10	0	1	2	.163	.195	0
2009	—Orem	.230	36	113	12	26	5	0	0	5	3	0	1	9	0	30	1	0	7	.274	.293	6
2010	—Orem	.000	1	4	0	0	0	0	0	0	0	0	0	0	0	2	0	0	0	.000	.000	0
	Angels (ASL)	1.000	1	1	0	1	0	1	0	0	0	0	0	1	0	0	0	0	0	1.000	1.000	3
MINOR TOTALS		.203	67	202	17	41	9	0	0	13	5	0	2	14	0	59	1	1	9	.248	.248	11



ARIEL PENA

RHP
AGE: 21 **BORN:** May 20, 1989 in Los Jovillos, DR

RESIDES: Los Jovillos, DR

HT.: 6-3

WT.: 186

BATS & THROWS: Right

ACQUIRED: Signed as free agent, Feb. 17, 2007

HIGH SCHOOL: —

COLLEGE: —

FULL NAME: Ariel Pena Mora

SIGNED BY: Freddy Rodriguez (Angels)

Year	Club	W-L	ERA	G	GS	CG	GF	SHO	SV	IP	H	R	ER	HR	HB	BB	IBB	SO	WP	BK	BA
2007—Angels (DSL)	10-2	2.26	14	14	2	0	0	0	0	79.2	62	27	20	1	4	32	0	54	5	1	.212
2008—Angels (DSL)	7-3	1.86	15	15	0	0	0	0	0	★96.2	73	33	20	0	5	26	0	★110	9	0	.208
2009—Angels (ASL)	5-4	3.83	14	6	0	1	0	0	0	49.1	46	26	21	2	3	15	0	47	3	0	.247
2010—Cedar Rapids	7-5	3.76	18	18	1	0	0	0	0	103	93	51	43	7	7	60	1	88	8	1	.242
Cucamonga	0-1	8.71	3	3	0	0	0	0	0	10.1	10	10	10	0	0	13	0	8	0	0	.270
MINOR TOTALS	29-15	3.03	64	56	3	1	0	0	0	339	284	147	114	10	19	146	1	307	25	2	.227

★ led or tied for league lead

DARWIN PEREZ

INF

For information, see 2011 Non-Roster Players Section.

GABRIEL PEREZ

RHP
AGE: 19 **BORN:** June 3, 1991 in Guatele, DR

RESIDES: Puerto Plata, DR

HT.: 6-0

WT.: 185

BATS & THROWS: Right

ACQUIRED: Signed as a free agent in Feb., 2009

HIGH SCHOOL: —

COLLEGE: —

FULL NAME: Gabriel Antonio Perez

SIGNED BY: Leo Perez (Angels)

Year	Club	W-L	ERA	G	GS	CG	GF	SHO	SV	IP	H	R	ER	HR	HB	BB	IBB	SO	WP	BK	BA
2009—Angels (DSL)	8-2	2.22	14	14	0	0	0	0	0	89.1	63	27	22	1	14	27	0	70	6	1	.199
2010—Angels (DSL)	5-4	2.85	12	12	1	0	0	0	0	66.1	55	27	21	1	11	18	0	67	4	2	.225
MINOR TOTALS	13-6	2.49	26	26	1	0	0	0	0	155.2	118	54	43	2	25	45	0	137	10	3	.211

JOSE PEREZ

RHP
AGE: 23 **BORN:** Sept. 14, 1987 in Ocumare Del Toy, VZ

RESIDES: Ocumare Del Toy, VZ

HT.: 6-2

WT.: 180

BATS & THROWS: Right

ACQUIRED: Signed as free agent, Jan. 19, 2006

HIGH SCHOOL: —

COLLEGE: —

FULL NAME: Jose Daniel Perez Miranda

SIGNED BY: Cesar Velasquez (Angels)

Year	Club	W-L	ERA	G	GS	CG	GF	SHO	SV	IP	H	R	ER	HR	HB	BB	IBB	SO	WP	BK	BA
2006—Angels (DSL)	6-1	1.52	12	12	1	0	0	0	0	71	37	18	12	1	1	17	0	59	6	0	.157
2007—Angels (ASL)	1-1	3.90	8	5	0	1	0	0	0	27.2	32	18	12	3	0	5	0	30	2	0	.278
2008—Cucamonga	0-0	0.00	1	1	0	0	0	0	0	4	2	0	0	0	0	3	0	1	1	0	.154
Cedar Rapids	2-2	2.79	5	5	0	0	0	0	0	29	30	11	9	4	0	6	0	21	1	0	.278
Orem	5-2	4.17	11	11	0	0	0	0	0	58.1	58	30	27	7	0	8	0	77	7	0	.251
2009—Angels (ASL)	1-0	3.46	4	4	0	0	0	0	0	13	9	5	5	0	0	3	0	20	1	0	.191
2010—Cucamonga	1-2	4.16	36	0	0	10	0	1	1	71.1	67	35	33	10	2	29	0	73	2	0	.247
MINOR TOTALS	16-8	3.22	77	38	1	11	0	1	1	274.1	235	117	98	25	3	71	0	281	20	0	.230

PJ PHILLIPS

OF
AGE: 24 **BORN:** Sep. 23, 1986 in Newport News, VA

RESIDES: Stone Mountain, GA

HT.: 6-3

WT.: 170

BATS & THROWS: Right

ACQUIRED: 2nd round of the 2005 amateur draft (signed June 14, 2005)

HIGH SCHOOL: Redan HS (Stone Mountain, GA)

COLLEGE: —

FULL NAME: Patrick J. Phillips

SIGNED BY: Chris McAlpin (Angels)

Year	Club	AVG	G	AB	R	H	2B	3B	HR	RBI	SH	SF	HBP	BB	IBB	SO	SB	CS	GDP	SLG	OBP	E
2005	—Angels (ASL)	.291	49	182	25	53	6	6	1	24	0	2	2	9	0	53	13	5	0	.407	.328	12
2006	—Orem	.240	69	263	36	63	12	1	6	27	2	0	2	20	1	75	11	8	6	.361	.298	25
2007	—Cedar Rapids	.245	119	436	67	107	11	8	13	37	2	0	8	15	0	154	34	4	4	.397	.283	40
2008	—Cucamonga	.276	130	485	68	134	22	11	8	55	3	5	4	24	1	125	35	9	5	.416	.313	38
2009	—Cucamonga	.233	126	455	51	106	23	5	10	56	5	6	3	25	1	113	23	12	7	.371	.274	23
2010	—Cucamonga																					
Injured - did not play																						
MINOR TOTALS		.254	493	1821	247	463	74	31	38	199	12	13	19	93	3	520	116	38	22	.392	.295	138

MICHAEL PIAZZA

RHP
AGE: 24 **BORN:** November 24, 1986 in Boca Raton, FL

RESIDES: Port St. Lucie, FL

HT.: 6-4

WT.: 218

BATS & THROWS: Right

ACQUIRED: Signed as a free agent, June, 2009

HIGH SCHOOL: Lincoln Park HS (FL)

COLLEGE: Florida Tech

FULL NAME: Michael Piazza

SIGNED BY: Tom Kotchman (Angels)

Year	Club	W-L	ERA	G	GS	CG	GF	SHO	SV	IP	H	R	ER	HR	HB	BB	IBB	SO	WP	BK	BA
2009—Orem	2-1	2.01	16	0	0	4	0	0	0	31.1	32	8	7	3	0	15	0	30	6	0	.269
2010—Orem	0-0	5.84	8	0	0	5	0	1	1	12.1	16	9	8	3	1	7	0	17	1	2	.320
Cucamonga	1-1	1.40	10	1	0	2	0	0	0	19.1	11	3	3	0	1	6	0	27	3	0	.164
MINOR TOTALS	3-2	2.57	34	1	0	11	0	1	1	63	59	20	18	6	2	28	0	74	10	2	.251

ORGANIZATIONAL PLAYERS



ANTHONY PLUTA

AGE: 28 **BORN:** October 28, 1982 in Visalia, CA

BATS & THROWS: Right

HIGH SCHOOL: Las Vegas High School

FULL NAME: Anthony Joseph Pluta, III

Year	Club	W-L	ERA	G	GS	CG	GF	SHO	SV	IP	H	R	ER	HR	HB	BB	IBB	SO	WP	BK	BA
2001	—Lexington	12-4	3.20	26	26	0	0	0	0	132.1	107	52	47	7	12	86	0	138	11	0	.231
2002	—Michigan	11-13	5.92	28	28	1	0	1	0	143.0	155	100	94	18	16	83	0	120	15	2	.277
2003	—Salem	0-1	5.84	3	3	0	0	0	0	12.1	13	8	8	1	1	8	0	14	2	0	.271
2004	—									Injured, did not play											
2005	—Tri-City	2-4	11.45	14	10	0	1	0	0	41.2	49	55	53	6	10	51	0	32	6	0	.304
2006	—Williamsport	0-0	21.60	3	0	0	1	0	0	1.2	0	5	4	0	3	6	0	5	0	0	.000
	Calgary (Ind)	0-1	20.25	4	1	0	0	0	0	5.1	7	15	12	1	1	10	0	3	2	0	.333
	Cst. Bend (Ind)	0-2	9.00	5	1	0	2	0	0	12.0	16	15	12	2	1	13	0	12	5	0	.333
2007	—Bakersfield	2-0	8.68	15	0	0	5	0	0	18.2	22	18	18	0	3	30	0	20	4	0	.314
	St. George (Ind)	2-1	5.56	21	0	0	21	0	10	22.2	23	15	14	0	1	22	0	19	0	0	.264
2008	—St. George (Ind)	1-2	7.44	34	0	0	18	0	4	42.1	54	39	35	4	2	28	1	47	3	0	—
2009	—El Paso (Ind)	3-5	6.28	25	0	0	5	0	0	38.2	45	29	27	2	4	22	2	35	5	1	—
2010	—Victoria (Ind)									Independent League stats not available											

MINOR TOTALS 33-33 6.20 178 69 1 53 1 14 470.2 491 351 324 41 54 359 3 445 53 3 .268

Drafted by the Houston Astros in the third round of the 2000 amateur draft; released by Houston on March 24, 2006; signed by Pittsburgh Pirates, April 24th, 2006; released by Pittsburgh on July 18, 2006; signed by Texas Rangers, January 10, 2007; signed by Angels as a free agent, November 3, 2010.

NICK PUGLIESE

AGE: 25 **BORN:** Sept. 18, 1985 in New Britain, CT

BATS & THROWS: Right

HIGH SCHOOL: Deltona HS (FL)

FULL NAME: Nicholas John Pugliese

Year	Club	W-L	ERA	G	GS	CG	GF	SHO	SV	IP	H	R	ER	HR	HB	BB	IBB	SO	WP	BK	BA
2008	—Angels (ASL)	1-1	1.21	17	0	0	10	0	1	22.1	17	6	3	0	1	5	0	21	2	0	.207
	Cucamonga	0-0	2.25	2	0	0	1	0	0	4	2	1	1	1	0	0	0	2	0	0	.143
2009	—Cucamonga	0-0	7.04	6	0	0	3	0	0	7.2	8	7	6	2	0	5	0	7	1	0	.250
	Cedar Rapids	3-2	2.52	24	0	0	11	0	2	35.2	33	13	10	0	0	6	0	46	1	0	.243
2010	—Cucamonga	4-4	5.31	36	0	0	14	0	0	57.2	62	34	34	5	3	18	0	51	3	0	.274
	Arkansas	0-0	1.80	3	0	0	2	0	0	5	6	1	1	0	0	4	0	8	0	2	.300
MINOR TOTALS		8-7	3.74	88	0	0	41	0	3	132.1	128	62	55	8	4	38	0	135	7	2	.251

MINOR TOTALS 8-7 3.74 88 0 0 41 0 3 132.1 128 62 55 8 4 38 0 135 7 2 .251

CARLOS RAMIREZ

For information, see 2011 Non-Roster Players Section.

ORLANDO RAMIREZ

AGE: 18 **BORN:** May 4, 1992 in San Pedro de Macoris, DR

BATS & THROWS: Right

HIGH SCHOOL: Escuela Endesarrolló La Cubana

FULL NAME: Orlando Antonio Ramirez Hernandez

Year	Club	W-L	ERA	G	GS	CG	GF	SHO	SV	IP	H	R	ER	HR	HB	BB	IBB	SO	WP	BK	BA
2010	—Angels (ASL)	1-1	1.57	12	0	0	7	0	1	23	21	6	4	0	1	2	2	19	3	1	.250

KEVIN RAMOS

AGE: 24 **BORN:** June 6, 1986 in Panama City, Panama

BATS & THROWS: Right

HIGH SCHOOL: —

FULL NAME: Kevin Wigberto Ramos

Year	Club	AVG	G	AB	R	H	2B	3B	HR	RBI	SH	SF	HBP	BB	IBB	SO	SB	CS	GDP	SLG	OBP	E
2008	—Angels (ASL)	.319	40	141	35	45	8	7	1	34	3	3	0	8	0	21	9	5	4	.496	.349	6
2009	—Arkansas	.263	9	19	0	5	0	0	0	2	1	0	0	1	0	5	0	1	0	.263	.300	1
	Orem	.304	49	181	33	55	18	2	2	28	6	1	4	20	0	35	6	2	4	.459	.383	11
2010	—Cedar Rapids	.164	25	67	9	11	1	0	0	5	4	1	1	7	0	17	1	2	4	.179	.250	3
	Cucamonga	.238	36	122	14	29	8	0	0	7	3	0	3	6	0	21	3	0	3	.303	.290	6
	Arkansas	.211	23	76	5	16	5	0	0	5	3	1	0	6	0	18	2	2	2	.276	.265	7
MINOR TOTALS		.266	183	606	96	161	40	9	3	81	20	6	8	48	0	117	21	12	17	.376	.325	34

MINOR TOTALS .266 183 606 96 161 40 9 3 81 20 6 8 48 0 117 21 12 17 .376 .325 34

TREVOR RECKLING

For information, see 2011 Non-Roster Players Section.



JOSE REYES

RHP

AGE: 18 **BORN:** Feb. 3, 1993 in Cabimas, Venezuela
BATS & THROWS: Right
HIGH SCHOOL: Unidad Educativa Andres Eloy Blanco
FULL NAME: Jose Leonardo Soto Reyes

RESIDES: Cabimas, Venezuela **HT.:** 6-2 **WT.:** 160
ACQUIRED: Signed as international free agent, April 30, 2010
COLLEGE: —
SIGNED BY: Levi Ochoa (Angels)

Year	Club	W-L	ERA	G	GS	CG	GF	SHO	SV	IP	H	R	ER	HR	HB	BB	IBB	SO	WP	BK	BA
2010	—Angels (DSL)	0-1	5.40	8	1	0	4	0	0	10	9	9	6	3	0	8	0	8	3	0	.231

DANIEL REYNOLDS

RHP

AGE: 19 **BORN:** May 2, 1991 in Las Vegas, NV
BATS & THROWS: Right
HIGH SCHOOL: Durango HS (Las Vegas, NV)
FULL NAME: Daniel Christopher Reynolds

RESIDES: Las Vegas, NV **HT.:** 6-0 **WT.:** 170
ACQUIRED: 6th round of 2009 amateur draft (signed June 13, 2009)
COLLEGE: —
SIGNED BY: Jeff Scholzen (Angels)

Year	Club	W-L	ERA	G	GS	CG	GF	SHO	SV	IP	H	R	ER	HR	HB	BB	IBB	SO	WP	BK	BA
2009	—Angels (AZL)																				
2010	—Orem	0-0	0.00	4	0	0	1	0	0	5	2	0	0	0	0	1	0	4	0	0	.125

GARRETT RICHARDS

RHP

For information, see 2011 Non-Roster Players Section.

KEVIN RICHARDSON

C

For information, see 2011 Non-Roster Players Section.

JAKE RIFE

OF

AGE: 23 **BORN:** June 7, 1987 in Everett, WA
BATS & THROWS: Left
HIGH SCHOOL: Lakewood HS (WA)
FULL NAME: Jake Rife

RESIDES: Arlington, WA **HT.:** 5-11 **WT.:** 205
ACQUIRED: 48th round of the 2009 amateur draft (signed June 17, 2009)
COLLEGE: University of Washington
SIGNED BY: Casey Harvie (Angels)

Year	Club	AVG	G	AB	R	H	2B	3B	HR	RBI	SH	SF	HBP	BB	IBB	SO	SB	CS	GDP	SLG	OBP	E
2009	—Angels (ASL)	.348	7	23	5	8	0	1	0	5	0	0	2	2	0	1	3	1	2	.435	.444	0
	Orem	.423	9	26	9	11	3	0	1	5	0	0	1	2	0	5	2	0	.654	.483	0	
	Cucamonga	.253	31	87	10	22	7	1	0	11	0	1	3	3	0	24	2	0	1	.356	.298	4
2010	—Orem	.343	29	105	21	36	1	3	4	19	2	2	2	11	1	20	7	2	2	.524	.408	0
	Angels (ASL)	.276	27	105	15	29	4	6	0	12	0	0	1	11	0	22	2	3	0	.429	.350	4
	Cucamonga	.233	9	30	2	7	1	0	0	0	0	0	0	2	1	11	1	0	1	.267	.281	2
MINOR TOTALS		.301	112	376	62	113	16	11	5	52	2	3	9	31	2	83	17	6	6	.441	.365	10

RYAN RIVERS

INF

AGE: 22 **BORN:** Jan. 7, 1989 in Baltimore, MD
BATS & THROWS: Right
HIGH SCHOOL: Eastern Technical HS (MD)
FULL NAME: Ryan Ian Rivers

RESIDES: Baltimore, MD **HT.:** 6-5 **WT.:** 235
ACQUIRED: 35th round of 2010 amateur draft (signed June 13, 2010)
COLLEGE: University of North Carolina, Charlotte
SIGNED BY: Dan Radcliff (Angels)

Year	Club	AVG	G	AB	R	H	2B	3B	HR	RBI	SH	SF	HBP	BB	IBB	SO	SB	CS	GDP	SLG	OBP	E
2010	—Angels (ASL)	.174	20	69	7	12	2	0	0	5	0	02	4	0	28	0	0	0	0	.203	.240	4

DONN ROACH

RHP

AGE: 21 **BORN:** Dec. 14, 1989 in Las Vegas, NV
BATS & THROWS: Right
HIGH SCHOOL: Bishop Gorman HS (NV)
FULL NAME: Donn Mitchell Roach

RESIDES: Las Vegas, NV **HT.:** 6-1 **WT.:** 200
ACQUIRED: 3rd round of 2010 amateur draft (signed June 14, 2010)
COLLEGE: University of Arizona
SIGNED BY: Jeff Scholzen (Angels)

Year	Club	W-L	ERA	G	GS	CG	GF	SHO	SV	IP	H	R	ER	HR	HB	BB	IBB	SO	WP	BK	BA
2010	—Orem	4-1	6.04	16	10	0	2	0	0	53.2	64	39	36	6	7	15	1	59	7	1	.294

DAKOTA ROBINSON

LHP

AGE: 22 **BORN:** June 5, 1988 in Shreveport, LA
BATS & THROWS: Left
HIGH SCHOOL: Airline HS (LA)
FULL NAME: Dakota James Robinson

RESIDES: Bossier City, LA **HT.:** 6-3 **WT.:** 190
ACQUIRED: 26th round of 2010 amateur draft (signed June 10, 2010)
COLLEGE: Centenary College (NJ)
SIGNED BY: Kevin Hamm (Angels)

Year	Club	W-L	ERA	G	GS	CG	GF	SHO	SV	IP	H	R	ER	HR	HB	BB	IBB	SO	WP	BK	BA
2010	—Orem	1-5	5.21	21	0	0	4	0	0	38	45	25	22	3	0	12	1	28	6	0	.306

ORGANIZATIONAL PLAYERS



ANGEL RODRIGUEZ

INF

AGE: 18 BORN: April 28, 1992 in Caracas, VZ

BATS & THROWS: Right

HIGH SCHOOL: —

FULL NAME: Angel Nixon Rodriguez

Year	Club	AVG	G	AB	R	H	2B	3B	HR	RBI	SH	SF	HBP	BB	IBB	SO	SB	CS	GDP	SLG	OBP	E
2009—Angels (DSL)		.248	43	141	18	35	5	2	0	7	4	0	2	11	0	23	2	2	3	.312	.312	4
2010—Angels (DSL)		.210	40	124	20	26	1	1	0	14	2	2	9	8	0	21	10	2	5	.234	.301	7
MINOR TOTALS		.230	83	265	38	61	6	3	0	21	6	2	11	19	0	44	12	4	8	.275	.306	11

RESIDES: Los Teques, Miranada, VZ HT.: 5-10 WT.: 170

ACQUIRED: Signed as a free agent Feb., 2009

COLLEGE: —

SIGNED BY: Carlos Porte (Angels)

JEAN CARLOS RODRIGUEZ

C

AGE: 22 BORN: March 27, 1989 in Bronx, NY

BATS & THROWS: Right

HIGH SCHOOL: George Washington HS (Bronx, NY)

FULL NAME: Jean Carlos Rodriguez

Year	Club	AVG	G	AB	R	H	2B	3B	HR	RBI	SH	SF	HBP	BB	IBB	SO	SB	CS	GDP	SLG	OBP	E
2008—Phillies (Gulf)		.176	17	51	8	9	2	0	0	4	2	0	0	9	0	20	0	0	0	.216	.300	2
2009—Williamsport		.250	3	12	1	3	0	0	0	2	0	0	0	0	0	3	0	0	0	.250	.250	0
2010—Angels (ASL)		.242	33	128	19	31	3	3	★7	20	0	3	2	11	0	42	1	0	3	.477	.306	6
MINOR TOTALS		.225	53	191	28	43	5	3	7	26	2	3	2	20	0	65	1	0	3	.393	.301	8

★ led or tied for league lead

RESIDES: Bronx, NY

HT.: 5-11 WT.: 194

ACQUIRED: 10th round of 2008 amateur draft (signed June 18, 2008)

COLLEGE: —

SIGNED BY: Greg Morhardt (Angels)

JOSE RODRIGUEZ

OF

AGE: 21 BORN: March 10, 1990 in Santo Domingo, DR

BATS & THROWS: Right

HIGH SCHOOL: —

FULL NAME: Jose Manuel Rodriguez Roque

Batting

Year	Club	AVG	G	AB	R	H	2B	3B	HR	RBI	SH	SF	HBP	BB	IBB	SO	SB	CS	GDP	SLG	OBP	E
2008—Angels (DSL)		.148	32	81	12	12	0	0	0	5	1	1	2	15	0	34	1	0	3	.148	.293	5
2009—Angels (DSL)		.145	25	76	9	11	3	1	0	2	0	0	1	3	0	31	2	0	0	.211	.188	0
MINOR TOTALS		.146	57	157	21	23	3	1	0	7	1	1	3	18	0	65	3	0	3	.178	.246	5

Pitching

Year	Club	W-L	ERA	G	GS	CG	GF	SHO	SV	IP	H	R	ER	HR	HB	BB	IBB	SO	WP	BK	BA
2010—Angels (DSL)		0-0	6.48	7	0	0	4	0	0	8.1	7	6	6	1	2	10	0	5	3	0	.241

RESIDES: Santo Domingo, DR

HT.: 6-4 WT.: 190

ACQUIRED: Signed as free agent, April 26, 2008

COLLEGE: —

SIGNED BY: Freddy Rodriguez (Angels)

ALBERTO ROSARIO

C

For information, see 2011 Non-Roster Players Section.

REYNALDO RUIZ

OF

AGE: 17 BORN: April 21, 1993 in San Cristobal, DO

BATS & THROWS: Right

HIGH SCHOOL: Pedro Dominguez Garabito HS

FULL NAME: Reinaldo Joel Ruiz

Year	Club	AVG	G	AB	R	H	2B	3B	HR	RBI	SH	SF	HBP	BB	IBB	SO	SB	CS	GDP	SLG	OBP	E
2010—Angels (DSL)		.125	15	32	3	4	1	0	0	0	2	0	1	6	1	14	1	2	0	.156	.282	2

RESIDES: San Cristobal, DO

HT.: 6-2 WT.: 195

ACQUIRED: Signed as international free agent, July 1, 2010

COLLEGE: —

SIGNED BY: Rafael Ramirez (Angels)

MAX RUSSELL

LHP

AGE: 22 BORN: Sept. 21, 1988 in San Antonio, TX

BATS & THROWS: Left

HIGH SCHOOL: Amity HS (TX)

FULL NAME: Max Elliot Russell

Year	Club	W-L	ERA	G	GS	CG	GF	SHO	SV	IP	H	R	ER	HR	HB	BB	IBB	SO	WP	BK	BA
2010—Orem		4-0	3.41	7	6	0	0	0	0	31.2	27	12	12	4	4	3	0	31	3	0	.229
Cedar Rapids		2-3	5.31	8	8	0	0	0	0	42.1	55	26	25	10	3	8	0	30	3	0	.322
MINOR TOTALS		6-3	4.50	15	14	0	0	0	0	74	82	38	37	14	7	11	0	61	6	0	.284

RESIDES: Orange, CT

HT.: 6-2 WT.: 210

ACQUIRED: 4th round of 2010 amateur draft (signed June 16, 2010)

COLLEGE: Florida Southern College

SIGNED BY: Tom Kotchman (Angels)

ERICK SALCEDO

INF

AGE: 17 BORN: June 28, 1993 in Valencia, VZ

BATS: Switch THROWS: Right

HIGH SCHOOL: —

FULL NAME: Erick Joe Ventura Salcedo

Year	Club	AVG	G	AB	R	H	2B	3B	HR	RBI	SH	SF	HBP	BB	IBB	SO	SB	CS	GDP	SLG	OBP	E
2010—Angels (DSL)		.226	29	62	14	14	3	2	0	5	2	1	0	8	0	17	1	0	0	.339	.310	4

RESIDES: Valencia, VZ

HT.: 5-10 WT.: 155

ACQUIRED: Signed as international free agent, April 14, 2010

COLLEGE: —

SIGNED BY: Levi Ochoa (Angels)





ORGANIZATIONAL PLAYERS

TYLER SANFORD

AGE: 23 **BORN:** June 10, 1987 in Long Beach, CA

BATS & THROWS: Right

HIGH SCHOOL: Saguaro HS (AZ)

FULL NAME: Tyler Wayne Sanford

RESIDES: Scottsdale, AZ

HT.: 6-0 **WT.:** 205

ACQUIRED: Signed as a free agent, June 19, 2010

COLLEGE: University of New Orleans

SIGNED BY: Ric Wilson (Angels)

Year	Club	AVG	G	AB	R	H	2B	3B	HR	RBI	SH	SF	HBP	BB	IBB	SO	SB	CS	GDP	SLG	OBP	E
2010	—Angels (ASL)	.247	23	81	11	20	2	0	1	9	0	0	0	7	0	30	0	2	5	.309	.307	1

FRANCISCO SANTANA

AGE: 18 **BORN:** Feb. 1, 1993 in San Pedro de Macoris, DR

BATS & THROWS: Left

HIGH SCHOOL: —

FULL NAME: Francisco Santana Santana

RESIDES: San Pedro de Macoris, DR

HT.: 5-10 **WT.:** 155

ACQUIRED: Signed as international free agent, May 26, 2010

COLLEGE: —

SIGNED BY: Rafael Ramirez (Angels)

Year	Club	W-L	ERA	G	GS	CG	GF	SHO	SV	IP	H	R	ER	HR	HB	BB	IBB	SO	WP	BK	BA
2010	—Angels (DSL)	2-2	4.46	10	4	1	2	1	1	34.1	36	17	17	1	4	13	0	21	6	1	.273

YANCARLOS SANTIAGO

AGE: 20 **BORN:** Jan. 23, 1991 in La Vega, DR

BATS & THROWS: Left

HIGH SCHOOL: —

FULL NAME: Yancarlos Santiago

RESIDES: La Vega, DR

HT.: 6-0 **WT.:** 180

ACQUIRED: Signed as a free agent Jan., 2009

COLLEGE: —

SIGNED BY: Leo Perez (Angels)

Year	Club	W-L	ERA	G	GS	CG	GF	SHO	SV	IP	H	R	ER	HR	HB	BB	IBB	SO	WP	BK	BA
2009	—Angels (DSL)	2-1	1.91	16	6	0	6	0	1	47	37	13	10	0	4	19	0	43	4	1	.218
2010	—Angels (DSL)	4-2	2.19	12	12	1	0	0	0	74	58	28	18	3	3	19	0	71	5	2	.212
MINOR TOTALS		6-3	2.08	28	18	1	6	0	1	121	95	41	28	3	7	38	0	114	9	3	.214

EDUARD SANTOS

AGE: 21 **BORN:** Oct. 22, 1989 in Puerto Plata, DR

BATS & THROWS: Right

HIGH SCHOOL: Liceo Prepara (Puerto Plata, DO)

FULL NAME: Edward Francisco Santos Mercedes

RESIDES: Puerto Plata, DR

HT.: 6-1 **WT.:** 210

ACQUIRED: Signed as free agent, Nov. 7, 2007

COLLEGE: —

SIGNED BY: Leo Perez (Angels)

Year	Club	W-L	ERA	G	GS	CG	GF	SHO	SV	IP	H	R	ER	HR	HB	BB	IBB	SO	WP	BK	BA
2008	—Angels (DSL)	2-0	3.68	11	0	0	7	0	1	14.2	16	9	6	0	1	9	0	10	1	0	.276
2009	—Angels (DSL)	0-4	5.08	17	0	0	9	0	1	28.1	29	16	16	1	1	15	1	18	4	0	.279
2010	—Angels (DSL)	1-2	2.08	14	0	0	13	0	7	21.2	22	6	5	0	1	10	1	18	2	1	.275
MINOR TOTALS		3-6	3.76	42	0	0	29	0	9	64.2	67	31	27	1	3	34	2	46	7	1	.277

DANIEL SATTLER

AGE: 27 **BORN:** Nov. 11, 1983 in Lafayette, IN

BATS & THROWS: Right

HIGH SCHOOL: Harrison HS (IN)

FULL NAME: Daniel Sattler

RESIDES: West Lafayette, IN

HT.: 6-4 **WT.:** 215

ACQUIRED: Rule 5 draft selection, Dec. 10, 2010

COLLEGE: Purdue University

SIGNED BY: Abe Flores (Angels)

Year	Club	W-L	ERA	G	GS	CG	GF	SHO	SV	IP	H	R	ER	HR	HB	BB	IBB	SO	WP	BK	BA
2007	—Spokane	1-2	4.35	22	0	0	7	0	0	39.1	33	21	19	2	4	11	0	48	3	0	.231
2008	—Clinton	0-0	0.90	13	0	0	5	0	3	20	14	6	2	0	2	10	0	22	2	0	.200
	Bakersfield	1-4	3.91	26	0	0	8	0	0	46	47	5	20	5	1	18	1	45	4	0	.261
2009	—Stockton	1-1	9.00	4	0	0	1	0	0	4	6	5	4	1	0	5	0	6	0	0	.333
2010	—Stockton	0-1	2.35	8	0	0	7	0	2	7.2	5	2	2	0	1	3	0	8	0	0	.192
	Midland	1-2	4.17	33	0	0	11	0	1	45.1	45	22	21	4	5	24	2	38	3	0	.260
MINOR TOTALS		4-10	3.77	106	0	0	39	0	6	162.1	150	81	68	12	13	71	3	167	12	0	.246

Drafted by Texas Rangers in the 44th round of the 2006 amateur draft, signed May 27, 2007. Released by Texas in May, 2009. Signed to a minor league contract with Oakland Athletics in August, 2009. Selected by Angels in Rule 5 draft, December 10, 2010.

CHRISTIAN SCHOLL

AGE: 23 **BORN:** Oct. 27, 1987 in Tacoma, WA

BATS & THROWS: Right

HIGH SCHOOL: Stadium HS (Tacoma, WA)

FULL NAME: Christian Lee Scholl

RESIDES: Tacoma, WA

HT.: 5-11 **WT.:** 195

ACQUIRED: 8th round of 2008 amateur draft (signed June 8, 2008)

COLLEGE: Green River Comm. College (Auburn, WA)

SIGNED BY: Casey Harvie (Angels)

Year	Club	W-L	ERA	G	GS	CG	GF	SHO	SV	IP	H	R	ER	HR	HB	BB	IBB	SO	WP	BK	BA
2008	—Orem	4-2	2.06	23	0	0	3	0	0	43.2	30	15	10	4	4	14	1	43	4	0	.195
2009	—Cedar Rapids	3-2	3.42	45	5	0	12	0	0	84.1	64	36	32	7	4	37	0	90	7	1	.213
2010	—Cucamonga	2-1	3.41	38	0	0	7	0	1	68.2	64	27	26	2	2	20	1	82	3	0	.250
MINOR TOTALS		9-5	3.11	106	5	0	22	0	1	196.2	158	78	68	13	10	71	2	215	14	1	.222



ORGANIZATIONAL PLAYERS



ANDREW SCHUGEL

RHP

AGE: 21 BORN: June 27, 1989 in Winter Haven, FL

BATS & THROWS: Right

HIGH SCHOOL: Mountain Vista HS (CO)

FULL NAME: Andrew Jeffrey Schugel

RESIDES: Highlands Ranch, CO

HT.: 6-1 WT.: 185

ACQUIRED: 25th round of 2010 amateur draft (signed June 20, 2010)

COLLEGE: Central Arizona College

SIGNED BY: John Gracio (Angels)

Year	Club	W-L	ERA	G	GS	CG	GF	SHO	SV	IP	H	R	ER	HR	HB	BB	IBB	SO	WP	BK	BA
2010—Angels (ASL)	Orem	0-0	1.72	11	0	0	5	0	2	15.2	15	5	3	0	0	5	0	12	2	0	.259
	Orem	2-2	8.59	6	0	0	2	0	1	7.1	8	7	7	0	0	6	0	9	0	0	.267
MINOR TOTALS		2-2	3.91	17	0	0	7	0	3	23	23	12	10	0	0	11	0	21	2	0	.261

JEAN SEGURA

INF

For information, see 2011 Non-Roster Players Section.

MATT SHOEMAKER

RHP

AGE: 24 BORN: Sept. 27, 1986 in Wyandotte, MI

BATS & THROWS: Right

HIGH SCHOOL: Trenton HS (MI)

FULL NAME: Matthew David Shoemaker

RESIDES: Trenton, MI

HT.: 6-2 WT.: 225

ACQUIRED: Signed as free agent, Aug. 14, 2008

COLLEGE: Eastern Michigan Univ. (Ypsilanti, MI)

SIGNED BY: Joel Murrie (Angels)

Year	Club	W-L	ERA	G	GS	CG	GF	SHO	SV	IP	H	R	ER	HR	HB	BB	IBB	SO	WP	BK	BA
2008—Angels (ASL)		1-0	4.50	3	0	0	1	0	1	4	6	2	2	0	0	0	0	4	0	0	.353
2009—Cedar Rapids		4-1	3.39	20	5	0	0	0	0	63.2	53	29	24	5	8	23	0	54	3	0	.227
	Cucamonga	1-0	3.12	3	3	0	0	0	0	17.1	14	7	6	2	0	1	0	13	0	0	.212
2010—Cucamonga		7-8	4.93	20	20	2	0	0	0	122.1	138	75	67	14	4	39	1	119	10	1	.283
	Salt Lake	2-1	5.87	3	2	0	0	0	0	15.1	20	10	10	0	0	8	0	9	0	0	.328
MINOR TOTALS		15-10	4.41	49	30	2	1	0	1	222.2	231	123	109	21	12	71	1	199	15	1	.267

JAMES SNEED

OF

AGE: 19 BORN: Feb. 21, 1992 in San Diego, CA

BATS & THROWS: Left

HIGH SCHOOL: St. Croix Educational Complex

FULL NAME: James Sneed

RESIDES: St. Croix, Virgin Islands

HT.: 5-9 WT.: 170

ACQUIRED: 14th round of the 2010 amateur draft (signed Aug. 6, 2010)

COLLEGE: —

SIGNED BY: Arnold Brathwaite (Angels)

Year	Club	AVG	G	AB	R	H	2B	3B	HR	RBI	SH	SF	HBP	BB	IBB	SO	SB	CS	GDP	SLG	OBP	E
2010—Angels (ASL)		.000	3	6	0	0	0	0	0	0	0	0	0	0	0	1	0	0	0	.000	.000	1

MICHAEL SODDERS

INF

AGE: 23 BORN: January 8, 1988 in Fountain Valley, CA

BATS & THROWS: Right

HIGH SCHOOL: Canyon Springs HS (CA)

FULL NAME: Michael Charles Soddors

RESIDES: Moreno Valley, CA

HT.: 6-3 WT.: 200

ACQUIRED: 31st round of 2010 amateur draft (signed June 14, 2010)

COLLEGE: New Mexico State University

SIGNED BY: Rick Wilson (Angels)

Year	Club	AVG	G	AB	R	H	2B	3B	HR	RBI	SH	SF	HBP	BB	IBB	SO	SB	CS	GDP	SLG	OBP	E
2010—Angels (ASL)		.253	33	99	18	25	5	0	5	17	1	0	1	8	0	31	0	0	1	.455	.315	4

AARON SOOKEE

RHP

AGE: 19 BORN: June 5, 1991 in Auburn, Australia

BATS & THROWS: Right

HIGH SCHOOL: St. Dominic's College (Kingswood, Australia)

FULL NAME: Aaron Paul Sookee

RESIDES: Emu Plains, Australia

HT.: 6-3 WT.: 172

ACQUIRED: Signed as a free agent Feb. 1, 2009

COLLEGE: —

SIGNED BY: Grant Weir (Angels)

Year	Club	W-L	ERA	G	GS	CG	GF	SHO	SV	IP	H	R	ER	HR	HB	BB	IBB	SO	WP	BK	BA
2009—																					
2010—Angels (ASL)		1-2	4.60	14	2	0	2	0	0	31.1	28	21	16	3	5	12	0	27	1	1	.235

WENDELL SOTO

INF

AGE: 18 BORN: May 11, 1992 in Ft. Stewart, GA

BATS: Switch THROWS: Right

HIGH SCHOOL: Riverview HS (FL)

FULL NAME: Wendell Francisco Soto

RESIDES: Sarasota, FL

HT.: 5-9 WT.: 159

ACQUIRED: 3rd round of 2010 amateur draft (signed June 15, 2010)

COLLEGE: —

SIGNED BY: Tom Kotchman (Angels)

Year	Club	AVG	G	AB	R	H	2B	3B	HR	RBI	SH	SF	HBP	BB	IBB	SO	SB	CS	GDP	SLG	OBP	E
2010—Angels (ASL)		.260	32	127	14	33	2	2	0	16	1	0	1	10	0	36	13	4	0	.307	.319	14

VINNIE ST. JOHN

RHP

AGE: 21 BORN: March 24, 1989 in Newport Beach, CA

BATS & THROWS: Right

HIGH SCHOOL: Corona Del Mar HS (CA)

FULL NAME: K. Vincenzo Saint John

RESIDES: Laguna Beach, CA

HT.: 6-1 WT.: 195

ACQUIRED: 45th round of 2010 amateur draft (signed Aug. 3, 2010)

COLLEGE: University of Southern California

SIGNED BY: Bill Pintard (Angels)

Year	Club	W-L	ERA	G	GS	CG	GF	SHO	SV	IP	H	R	ER	HR	HB	BB	IBB	SO	WP	BK	BA
2010—Angels (ASL)		0-0	9.00	4	0	0	1	0	0	7	11	7	7	0	2	4	0	8	3	2	.393



IKKO SUMI

AGE: 23 **BORN:** Oct. 20, 1987 in Tokyo, JAP

BATS & THROWS: Right

HIGH SCHOOL: —

FULL NAME: Ikko Sumi

RESIDES: Yokohama, JAP

ACQUIRED: Signed as free agent, April 3, 2007

COLLEGE: —

SIGNED BY: Clay Daniel (Angels)

HT.: 5-9

WT.: 200

Year	Club	AVG	G	AB	R	H	2B	3B	HR	RBI	SH	SF	HBP	BB	IBB	SO	SB	CS	GDP	SLG	OBP	E
2007	—Angels (DSL)	.176	31	91	11	16	2	0	1	13	2	1	9	15	0	25	2	2	3	.231	.345	1
2008	—Angels (ASL)	.241	22	54	11	13	1	0	0	7	4	1	2	8	0	16	2	1	2	.259	.354	3
2009	—Salt Lake	.000	1	1	0	0	0	0	0	0	0	0	0	0	0	0	0	0	0	.000	.000	0
	Arkansas	.000	1	4	0	0	0	0	0	1	0	0	0	0	0	0	0	0	0	.000	.000	1
	Orem	.232	21	56	5	13	2	0	0	5	0	0	2	6	0	14	1	0	0	.268	.328	1
2010	—Cucamonga	.238	35	101	6	24	3	0	0	4	3	0	2	7	0	31	0	0	2	.267	.300	2
MINOR TOTALS		.215	111	307	33	66	8	0	1	30	9	2	15	36	0	86	5	3	7	.251	.325	8

DREW TAYLOR

For information, see 2011 Non-Roster Players Section.

JEREMY THORNE

AGE: 25 **BORN:** Oct. 4, 1985 in Tampa, FL

BATS & THROWS: Right

HIGH SCHOOL: Oviedo HS (FL)

FULL NAME: Jeremy Seth Thorne

RESIDES: Staunton, VA

ACQUIRED: 42nd round of 2008 amateur draft (signed June 11, 2008)

COLLEGE: Florida Southern College (Lakeland, FL)

SIGNED BY: Tom Kotchman (Angels)

HT.: 6-4

WT.: 250

Year	Club	W-L	ERA	G	GS	CG	GF	SHO	SV	IP	H	R	ER	HR	HB	BB	IBB	SO	WP	BK	BA
2008	—Angels (ASL)	0-0	3.00	2	0	0	1	0	0	3	2	1	1	0	1	0	0	2	0	0	.222
	Orem	0-0	0.66	20	0	0	16	0	8	27.1	11	2	2	1	0	7	0	20	0	0	.121
2009	—Cedar Rapids	3-3	2.39	19	1	0	11	0	3	37.2	33	14	10	2	0	9	0	24	2	0	.226
	Cucamonga	4-8	4.83	14	14	0	0	0	0	82.0	101	50	44	11	2	29	0	49	6	1	.326
	Arkansas	0-0	2.45	2	2	0	0	0	0	11.0	8	3	3	1	2	1	0	5	0	0	.229
2010	—Arkansas	2-4	5.68	14	12	0	1	0	0	65	67	44	41	7	7	48	1	30	6	1	.272
MINOR TOTALS		9-15	4.02	71	30	0	29	0	11	226	222	114	101	22	12	94	1	130	14	2	.260

DANIEL TILLMAN

AGE: 22 **BORN:** March 14, 1989 in Fort Meyers, FL

BATS & THROWS: Right

HIGH SCHOOL: Suwannee HS (FL)

FULL NAME: Daniel Brett Tillman

RESIDES: Live Oak, FL

ACQUIRED: 2nd round of 2010 amateur draft (June 16, 2010)

COLLEGE: Florida Southern University

SIGNED BY: Tom Kotchman (Angels)

HT.: 6-1

WT.: 185

Year	Club	W-L	ERA	G	GS	CG	GF	SHO	SV	IP	H	R	ER	HR	HB	BB	IBB	SO	WP	BK	BA
2010	—Orem	2-2	1.95	22	0	0	17	0	10	32.1	23	8	7	0	3	10	2	50	5	0	.195

PEDRO TORIBIO

AGE: 20 **BORN:** July 21, 1990 in Santiago, DR

BATS & THROWS: Right

HIGH SCHOOL: —

FULL NAME: Pedro Jose Toribio

RESIDES: Santiago Rodriguez, DR

ACQUIRED: Signed as free agent, June 16, 2008

COLLEGE: —

SIGNED BY: Roberto Reynoso (Angels)

HT.: 5-10

WT.: 160

Year	Club	AVG	G	AB	R	H	2B	3B	HR	RBI	SH	SF	HBP	BB	IBB	SO	SB	CS	GDP	SLG	OBP	E
2008	—Angels (DSL)	.154	5	13	4	2	0	0	0	0	0	0	1	4	0	6	0	1	0	.154	.389	1
2009	—Angels (DSL)	.250	55	196	37	49	5	6	1	23	1	3	2	28	0	33	21	6	2	.352	.345	17
2010	—Angels (DSL)	.303	39	122	27	37	1	3	0	15	0	1	3	14	0	18	15	3	7	.361	.386	13
MINOR TOTALS		.266	99	331	68	88	6	9	1	38	1	4	6	46	0	57	36	10	9	.347	.362	31

ROBERTO TORIBIO

AGE: 22 **BORN:** Feb. 11, 1989 in Santiago, DR

BATS & THROWS: Right

HIGH SCHOOL: Escuela Peña y Reynoso (Pueblo Nuevo, DR)

FULL NAME: Roberto Jose Toribio Laureano

RESIDES: Santiago Rodriguez, DR

ACQUIRED: Signed as free agent, Nov. 7, 2007

COLLEGE: —

SIGNED BY: Leo Perez (Angels)

HT.: 6-0

WT.: 180

Pitching		W-L	ERA	G	GS	CG	GF	SHO	SV	IP	H	R	ER	HR	HB	BB	IBB	SO	WP	BK	BA	
Year	Club																					
2008	—Angels (DSL)	1-0	3.68	7	1	0	1	0	0	14.2	4	7	6	0	3	13	0	17	2	0	.083	
2009	—Angels (DSL)	0-3	3.91	14	0	0	7	0	1	25.1	24	15	11	1	5	20	0	18	10	0	.253	
2010	—Angels (DSL)	0-1	0.00	2	0	0	1	0	0	5	3	2	0	0	0	0	0	8	0	0	.167	
MINOR TOTALS		1-4	3.40	23	1	0	9	0	1	45	31	24	17	1	8	33	0	43	12	0	.194	
Batting		AVG	G	AB	R	H	2B	3B	HR	RBI	SH	SF	HBP	BB	IBB	SO	SB	CS	GDP	SLG	OBP	E
Year	Club																					
2008	—Angels (DSL)	.667	8	3	2	2	0	0	0	1	0	0	0	1	0	1	1	0	0	.667	.750	0
2009	—Angels (DSL)	.000	14	0	0	0	0	0	0	0	0	0	0	4	0	6	0	1	0	.154	.389	0
MINOR TOTALS		.667	22	3	2	2	0	0	0	1	0	0	0	5	0	7	1	1	0	.667	.750	0

ORGANIZATIONAL PLAYERS



JON TOWNSEND

INF

AGE: 26 **BORN:** Sept. 24, 1984 in Birmingham, AL
BATS & THROWS: Right
HIGH SCHOOL: South Laurel HS (London, KY)
FULL NAME: Jonathan Townsend

RESIDES: London, KY **HT.:** 6-0 **WT.:** 195
ACQUIRED: Signed as free agent, July 15, 2008
COLLEGE: Univ. of Florida (Gainesville, FL)
SIGNED BY: Tom Kotchman (Angels)

Batting

Year	Club	AVG	G	AB	R	H	2B	3B	HR	RBI	SH	SF	HBP	BB	IBB	SO	SB	CS	GDP	SLG	OBP	E
2008	Orem	.281	23	57	15	16	3	1	1	8	2	0	13	1	1	3	.421	.406	4			
2009	Cedar Rapids	.229	69	227	32	52	9	0	5	32	5	3	6	15	0	59	8	3	2	.335	.291	9
2010	Cucamonga	.243	83	268	28	65	12	0	6	24	10	1	5	29	0	89	7	5	5	.354	.327	6
MINOR TOTALS		.241	175	552	75	133	24	1	12	64	17	4	14	54	0	161	16	9	10	.353	.321	19

Pitching

Year	Club	W-L	ERA	G	GS	CG	GF	SHO	SV	IP	H	R	ER	HR	HB	BB	IBB	SO	WP	BK	BA
2009	Cedar Rapids	0-0	27.00	1	0	0	1	0	0	0.1	1	1	1	1	0	0	0	0	0	0	.500

MICHAEL TROUT

OF

For information, see 2011 Non-Roster Players Section.

AARON TULLO

RHP

AGE: 23 **BORN:** March 9, 1988 in St. Petersburg, FL
BATS & THROWS: Right
HIGH SCHOOL: St. Petersburg HS (FL)
FULL NAME: Aaron James Tullo

RESIDES: St. Petersburg, FL **HT.:** 6-3 **WT.:** 195
ACQUIRED: Signed as a non-drafted free agent, August 3, 2010
COLLEGE: University of Tennessee
SIGNED BY: Tom Kotchman (Angels)

Year	Club	W-L	ERA	G	GS	CG	GF	SHO	SV	IP	H	R	ER	HR	HB	BB	IBB	SO	WP	BK	BA
2010	Orem	2-1	2.05	7	5	0	0	0	0	22	16	6	5	0	2	8	1	21	1	0	.205

MICHAEL TURNER

OF

AGE: 20 **BORN:** May 1, 1990 in Easton, MD
BATS & THROWS: Right
HIGH SCHOOL: Saint Michaels HS (MD)
FULL NAME: Michael Eugene Turner

RESIDES: St. Michaels, MD **HT.:** 6-2 **WT.:** 205
ACQUIRED: 44th round of 2010 amateur draft (signed June 12, 2010)
COLLEGE: Chesapeake College (MD)
SIGNED BY: Dan Radcliff (Angels)

Year	Club	AVG	G	AB	R	H	2B	3B	HR	RBI	SH	SF	HBP	BB	IBB	SO	SB	CS	GDP	SLG	OBP	E
2010	Angels (ASL)	.118	61	51	4	6	0	0	0	5	2	0	0	4	0	22	3	1	2	.118	.182	2

VIRGIL VASQUEZ

RHP

AGE: 28 **BORN:** June 7, 1982 in Santa Barbara, CA
BATS & THROWS: Right
HIGH SCHOOL: Santa Barbara HS
FULL NAME: Virgil Matthew Vasquez

RESIDES: Santa Barbara, CA **HT.:** 6-3 **WT.:** 200
ACQUIRED: Signed as a free agent, January 15, 2011
COLLEGE: UC Santa Barbara
SIGNED BY: Tom Hinkel (Tigers)

Year	Club	W-L	ERA	G	GS	CG	GF	SHO	SV	IP	H	R	ER	HR	HB	BB	IBB	SO	WP	BK	BA
2003	Oneonta	3-4	6.92	11	11	0	0	0	0	53.1	76	43	41	5	2	10	0	35	1	0	.328
2004	West Michigan	14-6	3.64	27	27	0	0	0	0	168.1	156	73	68	14	15	34	1	120	6	1	.252
2005	Lakeland	4-1	4.21	8	8	1	0	1	0	47.0	52	23	22	6	3	7	0	31	2	0	.289
	Erie	2-8	5.27	15	15	0	0	0	0	83.2	93	59	49	10	6	14	0	53	1	0	.281
2006	Erie	7-12	3.73	27	27	3	0	0	0	173.2	174	79	72	21	20	50	0	129	2	0	.265
2007	Toledo	12-5	3.48	25	25	2	0	2	0	155.0	139	64	60	18	8	33	1	127	1	1	.241
	Detroit (ML)	0-1	8.64	5	3	0	0	0	0	16.2	27	16	16	7	1	5	0	7	0	0	.360
2008	Toledo	12-12	4.81	27	27	2	0	2	0	159.0	179	91	85	27	11	37	2	115	4	0	.283
2009	Indianapolis	7-4	3.93	19	19	1	0	0	0	107.2	116	50	47	14	3	16	1	72	3	0	.276
	Pittsburgh (ML)	2-5	5.84	14	7	0	4	0	0	44.2	58	30	29	6	3	18	1	29	0	0	.320
2010	Rays (Gulf)	1-0	0.00	1	1	0	0	0	0	5.0	4	0	0	0	0	0	0	0	0	0	.211
	Durham	6-2	4.88	12	12	1	0	0	0	66.1	74	39	36	9	6	16	0	40	1	0	.281
MINOR TOTALS		68-54	4.24	172	172	10	0	5	0	1019.0	1063	521	480	124	74	217	5	728	21	2	.270
MAJOR TOTALS		2-6	6.60	19	10	0	4	0	0	61.1	85	46	45	13	4	23	1	36	0	0	.332

Drafted by the Detroit Tigers in the 7th round of the 2003 Amateur Draft; claimed off waivers by Boston Red Sox on October 28, 2008; claimed off waivers by San Diego on January 9, 2009; claimed off waivers by Pittsburgh on January 26, 2009; traded to Tampa Bay April 1, 2010; Declared a minor league free agent on November 6, 2010; signed with the Angels as a free agent, January 15, 2011.

GIL VELAZQUEZ

INF

For information, see 2011 Non-Roster Players Section.

ENYELBER VIVAS

C

AGE: 18 **BORN:** Aug. 26, 1992 in Palonegro, VZ
BATS & THROWS: Right
HIGH SCHOOL: Antonia Estelle
FULL NAME: Enyelber Daniel Vivas

RESIDES: Maracay, VZ **HT.:** 6-1 **WT.:** 160
ACQUIRED: Signed as non-drafted free agent, March 5, 2010
COLLEGE: —
SIGNED BY: Marc Russo (Angels)

Year	Club	AVG	G	AB	R	H	2B	3B	HR	RBI	SH	SF	HBP	BB	IBB	SO	SB	CS	GDP	SLG	OBP	E
2010	Angels (DSL)	.107	13	28	3	3	1	0	0	3	0	1	1	5	0	4	0	0	0	.143	.257	1



ORGANIZATIONAL PLAYERS

JOHN WIEDENBAUER

AGE: 23 **BORN:** Jan. 16, 1988 in Daytona Beach, FL
BATS & THROWS: Left
HIGH SCHOOL: Seabreeze HS (FL)
FULL NAME: John Albert Wiedenbauer

Year	Club	W-L	ERA	G	GS	CG	GF	SHO	SV	IP	H	R	ER	HR	HB	BB	IBB	SO	WP	BK	BA
2010	Angels (ASL)	0-3	6.46	14	6	0	4	0	2	39	54	31	28	3	1	16	0	28	5	0	.318

LHP

RESIDES: Ormond Beach, FL **HT.:** 6-3 **WT.:** 210
ACQUIRED: 50th round of 2010 amateur draft (signed June 12, 2010)
COLLEGE: University of Tampa
SIGNED BY: Tom Kotchman (Angels)

HAROLD WILLIAMS

AGE: 26 **BORN:** September 23, 1984 in Carson, CA
BATS & THROWS: Left
HIGH SCHOOL: Rialto HS (Rialto, CA)
FULL NAME: Harold Ellis Williams

Year	Club	W-L	ERA	G	GS	CG	GF	SHO	SV	IP	H	R	ER	HR	HB	BB	IBB	SO	WP	BK	BA
2005	Mariners (ASL)	2-2	2.30	10	6	0	0	0	0	47	38	16	12	2	2	16	0	44	6	0	.218
	Everett	1-1	5.79	4	4	0	0	0	0	14	11	9	9	2	2	11	0	15	2	0	.216
2006	Wisconsin	3-4	3.17	31	8	0	3	0	0	76.2	51	37	27	6	3	72	0	90	12	1	.191
2007	Mariners (ASL)	0-0	0.00	2	0	0	0	0	0	2	0	0	0	0	0	2	0	16	0	0	.000
	Wisconsin	0-0	1.93	11	1	0	0	0	0	18.2	12	4	4	0	1	21	0	16	3	0	.200
2008	High Desert	2-1	5.87	10	0	4	0	0	0	15.1	17	12	10	1	1	12	0	13	3	1	.288
	St. George (Ind)	2-1	8.44	4	1	0	1	0	0	10.2	13	10	10	1	3	11	0	15	2	0	—
MINOR TOTALS		10-9	3.52	72	20	0	8	0	0	184.1	142	88	72	12	12	145	0	193	28	2	.289

Drafted by the Seattle Mariners in the 38th round of the 2004 amateur draft; released by Mariners May 7, 2008; played Independent League until 2010; Signed by Angels as a free agent on December 20, 2010.

LHP

RESIDES: Mesa, AZ **HT.:** 6-4 **WT.:** 190
ACQUIRED: signed as a free agent, December 20, 2010
COLLEGE: Mount San Jacinto Jr. College, (San Jacinto, CA)
SIGNED BY: Tim Reynolds (Mariners)

MICHAEL WING

AGE: 22 **BORN:** Oct. 25, 1988 in Pasadena, CA
BATS & THROWS: Right
HIGH SCHOOL: Upland HS (CA)
FULL NAME: Michael Edward Wing

Year	Club	AVG	G	AB	R	H	2B	3B	HR	RBI	SH	SF	HBP	BB	IBB	SO	SB	CS	GDP	SLG	OBP	E
2007	—Angels (ASL)	.272	42	162	27	44	7	5	1	21	1	1	3	11	0	40	3	1	5	.395	.328	10
2008	—Angels (ASL)	.267	34	116	14	31	4	3	2	22	1	1	1	11	0	20	2	2	4	.405	.333	10
	Orem	.583	3	12	2	7	2	1	0	2	0	0	0	0	1	0	2	0	0	1.917	.615	0
2009	—Cedar Rapids	.000	1	0	0	0	0	0	0	0	0	0	0	0	0	0	0	1	0	.000	.000	0
	Orem	.315	64	238	42	75	22	4	4	40	1	2	2	31	2	57	4	1	8	.492	.396	7
2010	—Cedar Rapids	.287	90	296	33	85	16	4	8	48	6	5	5	28	0	56	2	8	10	.449	.353	12
MINOR TOTALS		.294	234	824	118	242	51	17	15	133	9	9	11	82	2	175	11	13	28	.451	.362	39

INF

RESIDES: Rancho Cucamonga, CA **HT.:** 6-1 **WT.:** 180
ACQUIRED: 26th round of 2007 amateur draft (signed June 21, 2007)
COLLEGE: —
SIGNED BY: Tim Corcoran (Angels)

TRAVIS WITHERSPOON

For information, see 2011 Non-Roster Players Section.

OF

JEROD YAKUBIK

AGE: 23 **BORN:** Nov. 30, 1987 in Cambridge, OH
BATS & THROWS: Left
HIGH SCHOOL: Bishop Rosecrans HS (OH)
FULL NAME: Jerod Michael Yakubik

Year	Club	AVG	G	AB	R	H	2B	3B	HR	RBI	SH	SF	HBP	BB	IBB	SO	SB	CS	GDP	SLG	OBP	E
2010	Angels (ASL)	.307	41	153	26	47	10	3	0	22	0	1	4	17	1	27	2	2	1	.142	.389	4

INF

RESIDES: Buesville, OH **HT.:** 6-2 **WT.:** 205
ACQUIRED: 34th round of 2010 amateur draft (signed June 11, 2010)
COLLEGE: Ohio University
SIGNED BY: John Bulden (Angels)

CHAD YINGER

AGE: 22 **BORN:** July 16, 1988 in Detroit, MI
BATS & THROWS: Right
HIGH SCHOOL: Monroe HS (MI)
FULL NAME: Chad Robert Yinger

Year	Club	W-L	ERA	G	GS	CG	GF	SHO	SV	IP	H	R	ER	HR	HB	BB	IBB	SO	WP	BK	BA
2010	Angels (ASL)	1-2	1.74	16	0	0	9	0	3	20.2	18	8	4	0	1	8	0	16	1	0	.228

RHP

RESIDES: Monroe, MI **HT.:** 6-8 **WT.:** 230
ACQUIRED: 48th round of 2010 amateur draft (signed June 12, 2010)
COLLEGE: Southern Arkansas University
SIGNED BY: Jim Bryant (Angels)

ADAM YOUNGER

AGE: 25 **BORN:** Aug. 25, 1985 in Ft. Myers, FL
BATS & THROWS: Right
HIGH SCHOOL: Ft. Myers HS (FL)
FULL NAME: Adam Christopher Younger

Year	Club	AVG	G	AB	R	H	2B	3B	HR	RBI	SH	SF	HBP	BB	IBB	SO	SB	CS	GDP	SLG	OBP	E
2008	Angels (ASL)	.292	34	106	20	31	6	0	0	14	3	1	7	18	0	22	2	1	3	.349	.424	9
2009	Cedar Rapids	.228	84	281	30	64	13	3	4	39	5	5	15	27	1	100	5	5	2	.341	.352	13
2010	Cedar Rapids	.156	23	77	10	12	2	0	3	11	0	0	0	8	0	24	0	1	2	.299	.235	4
	Cucamonga	.262	21	75	9	16	4	3	2	8	3	0	3	8	0	24	0	2	0	.525	.375	1
	Arkansas	.125	3	8	1	1	0	0	0	0	0	0	0	1	0	4	0	0	0	.125	.222	0
MINOR TOTALS		.233	165	533	70	124	25	6	9	72	11	6	25	62	1	174	8	9	7	.353	.337	27

INF

RESIDES: Cape Coral, FL **HT.:** 6-2 **WT.:** 205
ACQUIRED: 18th round of the 2008 amateur draft (signed June 9, 2008)
COLLEGE: Oral Roberts Univ. (Tulsa, OK)
SIGNED BY: Arnold Brathwaite (Angels)

2010 IN REVIEW





BOTTOM ROW (L-R) - Vince Venturelli, Vince Willet, Geoff Bennett, Hector Vazquez (umpires attendant), Brian Harkins (visiting clubhouse manager), Shane Demmitt (assistant clubhouse manager), Kris Constanti, T.J. Jara, Angel Miranda, Eric Jimenez

SECOND ROW (L-R) - Diego Lopez (sr. video coordinator), Ned Bergert (head trainer), Mike Ashman (b.p. pitcher), Mike Butcher (pitching coach), Ron Roenicke (bench coach), Mike Scioscia (manager), Mickey Hatcher (hitting coach), Alfredo Griffin (first base coach), Dino Ebel (third base coach), Steve Soliz (bullpen catcher), Rick Smith (assistant trainer)

THIRD ROW (L-R) - Dr. Craig Milhouse (team physician), Tom Taylor (traveling secretary), Roger Kahlon (Japanese translator), Maicer Izturis, Erick Aybar, Mike Napoli, Torii Hunter, Bobby Abreu, Jeff Mathis, Howie Kendrick, Alberto Callaspo, Adam Nevala (assistant trainer), Dr. Lewis Yocum (team orthopedist), Dr. Orr Limpivasthi (orthopedic consultant)

FOURTH ROW (L-R) - T.J. Harrington (strength & conditioning specialist), Ervin Santana, Michael Kohn, Bobby Wilson, Scott Kazmir, Hideki Matsui, Juan Rivera, Scot Shields, Fernando Rodney, Reggie Willits, Keith Tarter (equipment manager)

FIFTH ROW (L-R) - Peter Bourjos, Joel Pineiro, Kevin Jepsen, Brian Fuentes, Jered Weaver, Dan Haren, Jordan Walden, Brandon Wood, Trevor Bell, Francisco Rodriguez

2010 SUMMARY: For the first time since the 2006 campaign the Angels did not reach the post-season...At 80-82, the club finished in third place and under .500 for first time since 2003 (77-85)...Halos went 47-44 prior to the All-Star break and 33-38 in the second half...Club was 24-24-4 in series play...Angels finished with a 43-38 record at Angel Stadium and a 37-44 mark on the road, the first losing record on the road for just the second time in the past seven seasons (40-41 in 2007)...Halos went 35-22 against A.L. West foes but 45-60 vs. rest of opponents... Club had two winning months (June, 18-9 & Sept., 14-12)...Angels spent a total of four days in first place...In 2009, the Halos spent 100 days atop the division



Bobby Abreu

RUN REPORT: After scoring a club-record 883 runs in 2009 (2nd in AL), the Angels plated 681 runs in 2010 to rank 9th in the A.L...Halos outscored opponents 85-59 in the first inning (+26) but trailed the opposition in runs scored for the season 702-681 (-21)...Team averaged 4.2 runs per game after posting 5.5 runs per contest in 2009... Angels were held to two-or-fewer runs 55 times in 2010...Angels finished 24-25 in one-run games and 41-38 in games decided by two runs or less.

BATTING BITS: The Angels finished tied for 10th in the A.L. batting .248, just a season removed from a club-record .285 average... The .248 mark was the lowest for the team since a .243 showing in 1992...On-base percentage was .311, second to last in the circuit...The club hit .242 with runners in scoring position, down from an MLB-best .297 clip with RISP in 2009...Torii Hunter's .281 average led Angel regulars as the team did not have a .300 hitter for the first time

since 2001...The .281 average was the lowest for a club leader since 1990 (L. Parrish, .268)...Angels connected for 155 home runs, seven more than the opposition (148)...Mike Napoli led the squad with a career-best 26 home runs...For the second straight season, the Angels had four players with at least 20 home runs (Napoli, Hunter, Matsui, Abreu)...It marked the second time in franchise history the club logged back-to-back seasons with four or more players hitting at least 20 home runs (1984 & 1985)...Hunter led the club with 266 total bases and 90 RBI...Abreu paced the squad with 88 runs...For the first time since 1992, the Angels did not have a .300 hitter, 30 HR man or a player with 100 RBI.

PITCHING POINTS: The Halos boasted a 4.04 ERA, good for 6th in the A.L...Starters went 62-63 with 10 complete games, three shutouts and a 4.05 ERA...The 4.05 ERA ranked fourth in the A.L. while the 10 complete games ranked T2nd in the circuit...Starters logged 1013.1 innings to place second in the A.L. while holding opponents to a .257 clip (6th)...Angel relievers were 18-19 with 39 saves (56 chances) and a 4.03 ERA (9th in A.L.)...Halo relievers allowed the fewest HRs in the A.L. (32) but issued a league-high 233 walks...The 32 home runs allowed were lowest by Angel relievers since 1990 (28)...Jered Weaver led the Majors with 233 K's, the first Angel to accomplish the feat since Nolan Ryan led all of baseball in 1977 (341)...Weaver also led the club with a 3.01 ERA (5th), 34 starts, 224.1 IP (4th) and a .222 BAA (6th)...Weaver's 1.86 home ERA led the A.L...Ervin Santana paced the club with a career-high 17 wins (T7th in A.L.) and four complete games (T5th)...Scott Kazmir's 15 losses were second most in the circuit...In 14 starts with the club, Dan Haren went 5-4 with a 2.87 ERA after being acquired on July 25th.

FAST FACT: For the seventh consecutive season, Angel starters finished in the Top 5 in the A.L. in ERA.

STRONG FINISH: Angels' starting pitchers held the opposition to two earned runs or less in 25 of last 35 games and three runs or fewer in 30 of those 35 contests...Starters compiled a 2.69 ERA (210.2 IP - 63 ER) from Aug. 29th through the end of the season, the second best ERA in the Majors in the span...In the stretch, Angel starters lowered their season ERA from 4.41 to 4.05.



THANK YOU FANS: The Halos surpassed 3 million fans for the 8th consecutive season to extend the club- record...The Yankees are the only other A.L. team that can make the same claim...Halos' 2010 average home attendance of 40,133 is second in A.L. to NYY (46,491)...Angels finished 2010 with a home attendance of 3,250,754, up 10,368 fans from 2009.

ANGELS RANK #1 AGAIN: For the seventh consecutive season, the Angels ranked atop all of Major League Baseball in ESPN The Magazine's "Ultimate Standings". The rankings are based on such criteria as ownership, fan relations and affordability.

WEAVER WRAP-UP: Jered Weaver made a career-high 34 starts in 2010 and finished with a 3.01 ERA to rank 5th in the A.L.... Weaver just missed becoming the first Angel starting pitcher with a sub 3.00 ERA since Jim Abbott in 1992 with a 2.77 ERA in 29 starts (min. of 20 starts)...Weaver's career-high 224.1 IP ranked T3rd in the A.L. and his 1.86 home ERA led the circuit...He led the Majors with 233 strikeouts, the first Angel to lead MLB in strikeouts since Nolan Ryan in 1977 (341)...Weaver's 233 K's rank 10th all-time in single-season history - most since Ryan's 260 K's in 1978...Weaver's .222 batting average against was the lowest by an Angel starter in a minimum of 30 starts since Mark Langston in 1991 (.215 BAA in 34 starts).

HALO HARDWARE: Torii Hunter was named recipient of the Angels MVP Trophy, given annually to the most outstanding player as voted by the players...Weaver received his second consecutive Nick Adenhardt Award as the team's top pitcher as voted by his teammates.



Jered Weaver



81st ALL STAR GAME: The National League captured the 2010 All-Star Game, the first win for the N.L. since 1996, in front of 45,408 fans at Angel Stadium. The A.L. unbeaten streak ended at 13 games and the winning streak at seven, the third-longest in All-Star Game history. Atlanta catcher Brian McCann earned MVP honors as his bases-clearing, three-RBI double in the seventh inning proved to be the difference in the 3-1 win. Four Angels were represented in the Mid-Summer Classic (Mike Scioscia, Torii Hunter, Jered Weaver and trainer Ned Bergett).

FUTURES GAME: Angel prospects Mike Trout and Hank Conger represented the Angels and the U.S. Team in the Futures Game at Angel Stadium. Conger took home game MVP honors with a 3-run home run to lead the U.S. Team to victory. Trout finished with two hits and two runs in the 9-1 win.

ALL ABOUT BOBBY: Bobby Abreu matched Willie Mays' record for most consecutive seasons (13) with 150+ games played (STATS LLC)...Abreu logged 20 HRs, 20 SBs & 40 2Bs for the 5th time in his career – no one else in MLB history has completed the trifecta more than three times.

HURTIN' HALOS: 15 different Angels (8 pitchers) were placed on the disabled list in 2010 missing a combined total of 982 games (18 total DL stints)...Kendry Morales went down for the season on May 29th...The club went 56-55 in Morales' absence.

FIELDING FACTS: After tying the club record with a .986 fielding pct. in 2009, the 2010 Halos logged a .981 pct. to rank 13th in the A.L...The Angels committed 113 errors, 2nd most in the circuit...The 113 errors were 28 more than the 2009 campaign.

JEKYLL & HYDE: In the Angels' 80 wins, starting pitchers logged a 2.25 ERA (539.2 IP – 135 ER) and a .215 avg. against (428/1993)...In the Halos' 82 losses, starters had a 6.10 ERA (473.2 IP – 321 ER) and a .300 average against (570/1898).

WALK-OFF WINS: The Angels finished with 10 walk-off wins to rank third in the American League...The club posted four walk-off home runs, including two by Bobby Abreu and a walk-off grand slam from Kendry Morales...The walk-off slam was the eighth in club history.

THE MANAGER: Mike Scioscia is the longest tenured manager in the American League and second longest in the Majors...Scioscia is 20 games shy of 1,000 wins and will be just the 23rd manager in MLB history to notch 1,000 wins with one team...Scioscia's .549 winning pct. ranks 3rd best in A.L. among active managers

THIS N' THAT: The Angels reached 100 SBs for the 10th straight season, the only team in baseball to make that claim...However, the club was successful on just 67% of attempts (104/156)...In the Halos' 80 victories, the club hit .293 (213/727) with RISP...In the 82 losses, Angels were 100 for 567 (.176)...Halos held a lead at some point in 31 of 82 losses...Angels used 133 different lineups in 162 games...The Angels used a total of 46 players during the 2010 campaign (25 position players, 21 pitchers)...Eight rookies made their MLB debuts in 2010 with the club.



Mike Trout and Hank Conger

2010 ANGELS AT A GLANCE

Final Record	80-82
Pre-ASB Record	43-38
Post-ASB Record	37-44
Vs. A.L. West	35-22
Vs. A.L. East	15-27
Vs. A.L. Central	19-26
Vs. N.L.	11-7

NUMBER OF DAYS...

In First Place	4
In Second Place	76
In Third Place	90
In Fourth Place	5

WHEN ANGELS...

Score First	61-24
Score Second or Shutout	19-58
Score 4-or-More	69-18
Score 3-or-Less	11-64
Lead After 7 innings	70-5
Trail After 7 Innings	3-67
Tied After 7 Innings	7-10
Lead After 8 Innings	71-3
Trail After 8 Innings	1-70
Tied After 8 Innings	8-9
Extra Innings	9-7
Comeback Wins	26
Win/Lose in Final At-Bat	15-14
Vs. LHS	23-28
Vs. RHS	57-54
Out-Hit Opponent	52-8
Out-Hit by Opp.	25-65
Opp. Has Equal Hits	3-9
10-or-More Hits	40-11
Allow-10-or-More Hits	18-40
Collect a Home Run	63-39
Allow a Home Run	43-54
Commit an Error	34-50

MONTHLY RECORDS...

March/April	12-12
May	14-15
June	18-9
July	9-17
August	11-16
Sept./Oct.	16-13

JANUARY

- 19: Agreed to terms on 2010 contracts with **Jered Weaver (RHP)**, **Mike Napoli (C)**, **Howie Kendrick (INF)** and **Reggie Willits (OF)**, avoiding arbitration.
- 21: Acquired **Brian Stokes (RHP)** from New York Mets in exchange for **Gary Matthews Jr. (OF)** and cash.
- 25: Signed **Maicer Izturis (INF)** to a three-year contract avoiding arbitration.
- 29: Agreed to 2010 contract with **Joe Saunders (LHP)** avoiding arbitration.

FEBRUARY

- 4: Signed free agent **Joel Pineiro (RHP)** to a two-year contract.
- 11: Signed **Robb Quinlan (INF)** to minor league contract.
- 18: Agreed to terms on 2010 contract with **Erick Aybar (INF)** avoiding arbitration.
- 19: Agreed to terms on 2010 contract with **Jeff Mathis (C)** who won arbitration case.

MARCH

- 15: Optioned **Trevor Bell (RHP)** to Salt Lake.
- 16: Optioned **Fernando Rodriguez (RHP)** to Salt Lake.
- 18: Optioned **Bobby Mosebach (RHP)**, **Rich Thompson (RHP)** and **Mark Trumbo (1B)** to Salt Lake.
- 21: Optioned **Rafael Rodriguez (RHP)** to Salt Lake.
- 24: Signed **Nick Gorneault (OF)** to minor league contract.
- 31: Optioned **Sean O'Sullivan (RHP)** to Salt Lake.

APRIL

- 3: Placed **Chris Pettit** (shoulder – retro to 3/26), **Anthony Ortega** (right triceps – retro to 3/30), **Reggie Willits** (right hamstring – retro to 3/30) and **Scott Kazmir** (right hamstring – retro to 3/31) on 15-day DL; Optioned **Peter Bourjos** and **Freddy Sandoval** to Salt Lake.
- 4: Selected contract of **Robb Quinlan (INF)**; Designated **Ryan Budde (C)** for assignment.
- 9: Selected contract of **Bobby Cassevah (RHP)**; Optioned **Robb Quinlan (INF)** to Salt Lake.
- 13: Transferred **Chris Pettit (OF)** to 60-day DL; Optioned **Bobby Cassevah (RHP)** to Salt Lake.
- 14: Selected contract of **Francisco Rodriguez (RHP)** from Salt Lake; Activated **Reggie Willits (OF)** from 15-day DL; Placed **Brian Fuentes (LHP)** on 15-day DL (retro to 4/6) with a strain in the middle back region; Activated **Scott Kazmir (LHP)** from 15-day DL and outrighted **Terry Evans (OF)** to Salt Lake.
- 20: Placed **Jeff Mathis (C)** on 15-day DL with fractured right wrist and recalled **Robb Quinlan (INF)** from Salt Lake; Activated **Brian Fuentes (LHP)** from 15-day DL and optioned **Francisco Rodriguez (RHP)** to Salt Lake.
- 23: Placed **Bobby Wilson (C)** on 15-day DL with a concussion and left ankle strain; Recalled **Ryan Budde (C)** from Salt Lake.
- 29: Claimed **Kevin Frandsen (INF)** off outright waivers from Boston Red Sox.



Maicer Izturis

MAY

- 7: Selected contract of **Michael Ryan (OF)** from Salt Lake; Optioned **Matt Palmer (RHP)** to Salt Lake; Designated **Fernando Rodriguez (RHP)** for assignment.
- 8: Recalled **Kevin Frandsen (INF)** from Salt Lake; Placed **Maicer Izturis (INF)** on 15-day DL (retro to 5/6) with right shoulder inflammation.
- 10: Optioned **Robb Quinlan (INF)** to Salt Lake; Recalled **Trevor Bell (RHP)** from Salt Lake.
- 11: Placed **Brian Stokes (RHP)** on 15-day DL (retro to 5/10) with right shoulder fatigue; Recalled **Bobby Cassevah (RHP)** from Salt Lake; Rescinded the option of **Matt Palmer (RHP)** to Salt Lake and placed him on 15-day DL (retro to 5/7) with an acute sprain of the right sternoclavicular.
- 16: Activated **Bobby Wilson (C)** from 15-day DL and optioned **Ryan Budde (C)** to Salt Lake.
- 25: Activated **Maicer Izturis (INF)** from 15-day DL and placed **Brandon Wood (INF)** on 15-day DL with hip flexor strain; Recalled **Francisco Rodriguez (RHP)** from Salt Lake and optioned **Bobby Cassevah (RHP)**.
- 30: Placed **Kendry Morales (INF)** on 60-day DL with lower left leg fracture and recalled **Robb Quinlan (INF)** from Salt Lake.

JUNE

- 12: Placed **Jason Bulger (RHP)** on 15-day DL (retro to 6/11) with right shoulder strain and recalled **Rafael Rodriguez (RHP)** from Salt Lake.
- 15: Recalled **Brandon Wood (INF)** from rehab and activated him from 15-day DL; Optioned **Rafael Rodriguez (RHP)** to Salt Lake.
- 16: Recalled **Sean O'Sullivan (RHP)** from Salt Lake and optioned **Robb Quinlan (INF)**; Placed **Maicer Izturis (INF)** on 15-day DL with strained left forearm and recalled **Quinlan**; **Michael Ryan (OF)** designated for assignment.
- 17: **Jeff Mathis (C)** activated from 15-day DL.



Jeff Mathis

JULY

- 2: Optioned **Trevor Bell (RHP)** to Salt Lake and recalled **Rich Thompson (RHP)** from Salt Lake.
- 3: Optioned **Robb Quinlan (INF)** to Salt Lake.
- 4: Selected contracts of **Paul McNulty (INF)** and **Cory Aldridge (OF)** from Salt Lake; Optioned **Sean O'Sullivan (RHP)** to Salt Lake.
- 18: Designated **Paul McNulty (INF)** for assignment; Recalled from rehab and activated **Maicer Izturis (INF)**; Placed **Scott Kazmir (LHP)** on 15-day DL (retro to 7/11) with left shoulder fatigue.
- 20: Recalled **Sean O'Sullivan (RHP)** and **Trevor Bell (RHP)**; Optioned **Cory Aldridge (OF)** to Salt Lake.
- 22: Acquired **Alberto Callaspo (INF)** from Kansas City in exchange for **Sean O'Sullivan (RHP)** and **Will Smith (LHP)**.
- 25: Acquired **Dan Haren (RHP)** from Arizona in exchange for **Joe Saunders (LHP)**, **Patrick Corbin (LHP)**, **Rafael Rodriguez (RHP)** and a PTBNL.
- 26: Selected contract of **Michael Kohn (RHP)** from Salt Lake; Optioned **Trevor Bell (RHP)** to Salt Lake; Recalled from rehab and optioned **Matt Palmer (RHP)**.
- 28: Placed **Joel Pineiro (RHP)** on 15-day DL (retro to 7/22) with a strained left oblique.
- 30: Recalled **Trevor Bell (RHP)** and **Bobby Cassevah (RHP)** from Salt Lake; Optioned **Kevin Frandsen (INF)**.

AUGUST

- 3: Recalled **Peter Bourjos (OF)**; Optioned **Bobby Cassevah (RHP)** to Salt Lake.
- 7: Activated **Scott Kazmir (LHP)** from 15-day DL and placed **Rich Thompson (RHP)** on 15-day DL with right shoulder inflammation.
- 22: Selected contract of **Jordan Walden (RHP)** from Salt Lake and placed **Maicer Izturis (INF)** on 15-day DL with right shoulder inflammation.
- 27: Traded **Brian Fuentes (LHP)** to Minnesota in exchange for a PTBNL.
- 28: Activated **Rich Thompson (RHP)** from 15-day DL.

SEPTEMBER

- 1: Activated **Jason Bulger (RHP)** and **Brian Stokes (RHP)** from 15-day DL.
- 6: Selected contract of **Hank Conger (C)** from Salt Lake; Recalled **Mark Trumbo (1B)**, **Bobby Cassevah (RHP)**, **Kevin Frandsen (INF)** and **Matt Palmer (RHP)** from Salt Lake; Released **Brian Stokes (RHP)**.
- 7: Released **Robb Quinlan (INF)**.
- 13: Activated **Joel Pineiro (RHP)** from 15-day DL.
- 24: Selected contract of **Andrew Romine (INF)** from Arkansas.

OCTOBER

- 5: **Michael Ryan (OF)** refused minor league assignment to become a free agent.
- 21: Named **Ric Wilson** Scouting Director.

NOVEMBER

- 1: **Scot Shields (RHP)** and **Hideki Matsui (OF)** declared free agency; **Bobby Mosebach (RHP)** outrighted; **Cory Aldridge (OF)** refused minor league assignment to become a free agent.
- 2: Removed **Kendry Morales (1B)** and **Chris Pettit (OF)** from 60-Day DL; Added **Ysmael Carmona (RHP)** to 40-man roster.
- 5: **Bobby Mosebach (RHP)** refused minor league assignment to become a free agent.
- 10: Named **Robb Picciolo** bench coach, **Steve Soliz** bullpen coach, **Tom Gregorio** bullpen catcher and **Adam Nevala** head trainer; Named **Gary DiSarcina** Special Assistant to General Manager.

DECEMBER

- 2: Signed **Hisanori Takahashi (LHP)** to two-year contract.
- 10: Signed **Scott Downs (LHP)** to a three-year contract.
- 13: Designated **Ryan Budde (C)** for assignment.

JANUARY

- 11: Agreed to terms on 2011 contract with **Alberto Callaspo (INF)**.
- 12: Agreed to terms on 2011 contract with **Jeff Mathis (C)**.
- 18: Agreed to terms on 2011 contracts with **Kendrys Morales (INF)**, **Howie Kendrick (INF)**, **Erick Aybar (INF)** and **Reggie Willits (OF)**.
- 21: Acquired **Vernon Wells (OF)** from Toronto in exchange for **Mike Napoli (C)** and **Juan Rivera (OF)**.
- 28: Announced 26 Spring Training invitees.

2010 DAY-BY-DAY



PITCHERS IN CAPS REPRESENT COMPLETE GAME

Game	Date	Opp.	W-L	Score	WINNER	LOSER	Rec. Pos.	GA/GB	Attd.	Total
1	4/5	MIN	W	6-3	Weaver (1-0)	Baker (0-1)	1-0 T1	-	43,504*	43,504
2	4/6	MIN	L	3-5	Blackburn (1-0)	Saunders (0-1)	1-1 T2	-0.5	43,510*	87,014
3	4/7	MIN	L	2-4	Pavano (1-0)	Santana (0-1)	1-2 T3	-1.0	41,533	128,547
4	4/8	MIN	L	1-10	Slowey (1-0)	Pineiro (0-1)	1-3 T3	-2.0	39,709	168,256
5	4/9	OAK	L	4-10	Gonzalez (1-0)	Palmer (0-1)	1-4 T3	-3.0	40,034	208,290
6	4/10	OAK	W	4-3	Rodney (1-0)	Breslow (0-1)	2-4 T3	-2.0	40,249	248,539
7	4/11	OAK	L	4-9	Braden (1-0)	Saunders (0-2)	2-5 T3	-3.0	40,601	289,140
-	4/12	-	-	-	OFF	DAY	2-5 3	-3.5	-	-
8	4/13	@NYY	L	5-7	Pettitte (1-0)	Santana (0-2)	2-6 4	-3.5	49,293	49,293
9	4/14	@NYY	W	5-3	Pineiro (1-1)	Vazquez (0-2)	3-6 4	-2.5	42,372	91,665
10	4/15	@NYY	L	2-6	Hughes (1-0)	Kazmir (0-1)	3-7 4	-3.5	44,722	136,387
11	4/16	@TOR	W	7-5	Weaver (2-0)	Marcum (0-1)	4-7 4	-3.5	14,779	151,166
12	4/17	@TOR	W	6-3	Saunders (1-2)	Tallet (1-1)	5-7 4	-3.5	17,187	168,353
13	4/18	@TOR	W	3-1	SANTANA (1-2)	Romero (1-1)	6-7 T2	-2.5	14,246	182,599
14	4/19	DET	W	2-0	Pineiro (2-1)	Willis (0-1)	7-7 T2	-2.0	36,006	325,146
15	4/20	DET	W	6-5	Kazmir (1-1)	Porcello (1-1)	8-7 T2	-1.0	35,266	360,412
16	4/21	DET	L	3-4	Coke (2-0)	Fuentes (0-1)	8-8 3	-1.0	35,279	395,691
17	4/22	DET	L	4-5	Verlander (1-1)	Saunders (1-3)	8-9 3	-2.0	37,338	433,029
18	4/23	NYW	W	6-4	Rodney (2-0)	Chamberlain (0-1)	9-9 3	-2.0	44,002*	477,031
19	4/24	NYW	L	1-7	Pettitte (3-0)	Pineiro (2-2)	9-10 3	-2.0	43,390	520,421
20	4/25	NYW	W	8-4	Kazmir (2-1)	Vazquez (1-3)	10-10 2	-2.0	42,284	562,705
21	4/26	CLE	W	5-2	Weaver (3-0)	Huff (1-3)	11-10 2	-1.5	34,837	597,542
22	4/27	CLE	L	2-9	Talbot (3-1)	Saunders (1-4)	11-11 2	-1.5	39,619	637,161
23	4/28	CLE	W	4-3	Fuentes (1-1)	Smith (0-1)	12-11 2	-0.5	34,190	671,351
-	4/29	-	-	-	OFF	DAY	12-11 T1	-	-	-
24	4/30	@DET	L	6-10	Porcello (2-2)	Pineiro (2-3)	12-12 T1	-	31,725	214,324

APRIL TOTALS	W-L	AVG	HR	RUNS PER GAME	ERA	STARTERS	RELIEVERS
	12-12	.262	24	4.1	4.82	5.02	4.42

25	5/1	@DET	L	2-3	Perry (1-1)	Shields (0-1)	12-13 3	-1.0	31,042	245,366
26	5/2	@DET	L	1-5	Verlander (2-2)	Weaver (3-1)	12-14 3	-1.5	25,603	270,969
27	5/3	@BOS	L	8-17	Buchholz (3-2)	Saunders (1-5)	12-15 3	-2.5	37,404	308,373
28	5/4	@BOS	L	1-5	Lester (2-2)	Jepsen (0-1)	12-16 3	-2.5	37,411	345,784
29	5/5	@BOS	L	1-3	Lackey (3-1)	Pineiro (2-4)	12-17 3	-3.0	37,601	383,385
30	5/6	@BOS	L	6-11	Matsuzaka (1-1)	Kazmir (2-2)	12-18 3	-3.5	37,639	421,024
31	5/7	@SEA	W	8-0	Weaver (4-1)	Hernandez (2-3)	13-18 3	-3.5	37,602	458,626
32	5/8	@SEA	W	4-3 (10)	Rodney (3-0)	Aardsma (0-2)	14-18 3	-3.5	30,446	489,072
33	5/9	@SEA	L	1-8	Vargas (3-2)	Santana (1-3)	14-19 3	-4.5	28,668	517,740
34	5/10	TB	W	5-4 (11)	Bell (1-0)	Balfour (0-1)	15-19 3	-4.0	36,789	708,140
35	5/11	TB	L	2-7	Niemann (3-0)	Kazmir (2-3)	15-20 3	-4.0	39,007	747,147
36	5/12	TB	L	3-4	Price (5-1)	Weaver (4-2)	15-21 3	-5.0	35,700	782,847
-	5/13	-	-	-	OFF	DAY	- 3	-5.5	-	-
37	5/14	OAK	W	4-0	SAUNDERS (2-5)	BRADEN (4-3)	16-21 3	-4.5	41,290	824,146
38	5/15	OAK	W	12-3	Santana (2-3)	Ross (0-1)	17-21 3	-3.5	41,744	865,890
39	5/16	OAK	W	4-0	PINEIRO (3-4)	Cahill (1-2)	18-21 3	-2.5	41,569	907,459
40	5/17	@TEX	L	3-4	Holland (2-1)	Kazmir (2-4)	18-22 3	-3.5	20,210	537,950
41	5/18	@TEX	L	7-8	O'Day (1-1)	Bell (1-1)	18-23 3	-4.5	22,358	560,308
42	5/19	@CWS	W	3-2	Saunders (3-5)	Danks (3-3)	19-23 3	-4.5	23,271	583,579
43	5/20	@CWS	W	6-5	Santana (3-3)	Peavy (3-3)	20-23 3	-4.5	23,515	607,094
44	5/21	@STL	L	5-9	Motte (2-1)	Pineiro (3-5)	20-24 3	-5.5	44,111	651,205
45	5/22	@STL	W	10-7	Kazmir (3-4)	Lohse (1-4)	21-24 3	-4.5	44,091	695,296
46	5/23	@STL	L	5-6 (10)	Franklin (3-0)	Shields (0-2)	21-25 3	-4.5	42,417	737,713
47	5/24	TOR	L	0-6	Cecil (5-2)	Saunders (3-6)	21-26 3	-5.0	35,826	943,285
48	5/25	TOR	W	8-3	SANTANA (4-3)	Romero (4-2)	22-26 3	-5.0	43,174	986,459
49	5/26	TOR	W	6-5	Fuentes (2-1)	Downs (1-4)	23-26 3	-4.0	34,504	1,020,963
-	5/27	-	-	-	OFF	DAY	- 3	-4.0	-	-
50	5/28	SEA	L	3-8	Lee (3-2)	Kazmir (3-5)	23-27 3	-4.0	41,770	1,062,733
51	5/29	SEA	W	5-1 (10)	Fuentes (3-1)	League (4-5)	24-27 3	-3.5	39,382	1,102,115
52	5/30	SEA	W	9-7	Rodney (4-0)	Aardsma (0-3)	25-27 3	-2.5	40,017	1,142,132
53	5/31	@KC	W	7-1	Santana (5-3)	Hochevar (5-3)	26-27 3	-2.5	24,651	762,364

MAY TOTALS	W-L	AVG	HR	RUNS PER GAME	ERA	STARTERS	RELIEVERS
	14-15	.240	32	4.8	4.47	4.07	5.45

54	6/1	@KC	L	3-6	Bannister (5-3)	PINEIRO (3-6)	26-28 3	-2.5	15,139	777,503
55	6/2	@KC	W	7-2	Kazmir (4-5)	Davies (4-4)	27-28 3	-2.5	12,718	790,221
56	6/3	@KC	W	5-4	Weaver (5-2)	Greinke (1-7)	28-28 3	-1.5	13,621	803,842

2010 IN REVIEW



2010 DAY-BY-DAY

Game	Date	Opp.	W-L	Score	WINNER	LOSER	Rec. Pos.	GA/GB	Attd.	Total	
57	6/4	@SEA	W	7-1	Saunders (4-6)	Snell (0-4)	29-28	3	-1.5	29,230	833,072
58	6/5	@SEA	W	11-2	Santana (6-3)	Rowland-Smith (0-5)	30-28	2	-1.5	31,548	864,620
59	6/6	@SEA	W	9-4	Pineiro (4-6)	Kelley (3-1)	31-28	2	-0.5	33,076	897,696
60	6/7	@OAK	W	4-2	Kazmir (5-5)	Sheets (2-5)	32-28	1	+0.5	10,071	907,767
61	6/8	@OAK	L	1-10	Mazzaro (2-0)	Weaver (5-3)	32-29	2	-0.5	11,860	919,627
62	6/9	@OAK	W	7-1	SAUNDERS (5-6)	Braden (4-6)	33-29	2	-0.5	18,285	937,912
63	10/0	@OAK	L	1-6	Cahill (5-2)	Santana (6-4)	33-30	2	-1.0	12,328	950,240
64	6/11	@LAD	W	10-1	PINEIRO (5-6)	Billingsley (6-4)	34-30	2	-0.5	52,407	1,002,647
65	6/12	@LAD	W	4-2	Kazmir (6-5)	Ely (3-3)	35-30	2	-0.5	52,806	1,055,453
66	6/13	@LAD	W	6-5	Weaver (6-3)	Monasterios (3-1)	36-30	2	-0.5	52,776	1,108,229
67	6/14	MIL	L	2-12	Wolf (5-7)	Saunders (5-7)	36-31	2	-1.0	39,289	1,181,421
68	6/15	MIL	L	1-7	Bush (2-5)	Santana (6-5)	36-32	2	-2.0	37,484	1,218,905
69	6/16	MIL	W	5-1	Piñeiro (6-6)	Narveson (5-4)	37-32	2	-2.0	37,416	1,256,321
70	6/18	@CHC	W	7-6	Kazmir (7-5)	Silva (8-2)	38-32	2	-2.5	39,729	1,147,958
71	6/19	@CHC	W	12-0	Weaver (7-3)	Lilly (2-6)	39-32	2	-2.5	40,008	1,187,966
72	6/20	@CHC	L	1-12	Zambrano (3-5)	Saunders (5-8)	39-33	2	-3.5	39,850	1,227,816
-	6/21	-	-	-	OFF	DAY	-	2	-3.5	-	-
73	6/22	LAD	W	6-3	Santana (7-5)	Kershaw (7-4)	40-33	2	-3.5	41,595	1,297,916
74	6/23	LAD	W	2-1	Pineiro (7-6)	Ely (3-5)	41-33	2	-3.5	41,001	1,338,917
75	6/24	LAD	L	6-10	Weaver (4-1)	Kazmir (7-6)	41-34	2	-4.5	44,043*	1,382,960
76	6/25	COL	L	3-4 (11)	Belisle (3-3)	Fr. Rodriguez (0-1)	41-35	2	-4.5	37,228	1,420,188
77	6/26	COL	W	4-2	Saunders (6-8)	COOK (2-5)	42-35	2	-4.5	39,225	1,459,413
78	6/27	COL	W	10-3	Santana (8-5)	Chacin (4-7)	43-35	2	-4.5	37,314	1,496,727
-	6/28	-	-	-	OFF	DAY	-	2	-4.5	-	-
79	6/29	TEX	W	6-5	Piñeiro (8-6)	Feldman (5-7)	44-35	2	-3.5	38,514	1,535,241
80	6/30	TEX	L	4-6	Nippert (3-3)	Kazmir (7-7)	44-36	2	-4.5	41,867	1,577,108

JUNE TOTALS	W-L	AVG	HR	RUNS PER GAME	ERA	STARTERS	RELIEVERS
	18-9	.275	26	5.3	4.15	4.00	4.48

81	7/1	TEX	W	2-1	Weaver (8-3)	Wilson (6-4)	45-36	2	-3.5	41,162	1,618,270
82	7/2	KC	L	1-2 (10)	Tejeda (3-3)	Shields (0-3)	45-37	2	-3.5	40,005	1,658,275
83	7/3	KC	L	2-4	Chen (5-2)	Santana (8-6)	45-38	2	-4.5	39,112	1,697,387
84	7/4	KC	W	11-0	Piñeiro (9-6)	Lerew (1-2)	46-38	2	-3.5	42,116	1,739,503
85	7/5	@CWS	L	2-9	Floyd (4-7)	Kazmir (7-8)	46-39	2	-3.5	38,092	1,265,908
86	7/6	@CWS	L	1-4	Pena (2-1)	Weaver (8-4)	46-40	2	-4.5	21,889	1,287,797
87	7/7	@CWS	L	2-5	Garcia (9-3)	Saunders (7-8)	46-41	2	-5.5	21,135	1,308,932
88	7/8	@CWS	L	0-1	DANKS (8-7)	SANTANA (8-7)	46-42	2	-5.5	27,734	1,336,666
89	7/9	@OAK	W	6-5 (10)	Jepsen (1-1)	Bailey (0-3)	47-42	2	-4.5	13,156	1,349,822
90	7/10	@OAK	L	1-15	Sheets (4-8)	Kazmir (7-9)	47-43	2	-4.5	30,035	1,379,857
91	7/11	@OAK	L	2-5	Cahill (9-3)	Weaver (8-5)	47-44	2	-4.5	15,164	1,395,021

- 7/12-14 - ALL-STAR BREAK IN ANAHEIM

92	7/15	SEA	W	8-3	Piñeiro (10-6)	Fister (3-5)	48-44	2	-4.5	41,959	1,781,462
93	7/16	SEA	W	3-2	Weaver (9-5)	HERNANDEZ (7-6)	49-44	2	-4.5	41,449	1,822,911
94	7/17	SEA	W	7-6	Jepsen (2-1)	Sweeney (1-1)	50-44	2	-3.5	42,977	1,865,888
95	7/18	SEA	L	1-2 (10)	League (6-6)	Jepsen (2-2)	50-45	2	-4.5	38,883	1,904,771
-	7/19	-	-	-	OFF	DAY	50-45	2	-5.0	-	-
96	7/20	@NYY	W	10-2	O'Sullivan (1-0)	Hughes (11-3)	51-45	2	-5.0	47,775	1,442,796
97	7/21	@NYY	L	6-10	Vazquez (8-7)	Piñeiro (10-7)	51-46	2	-5.0	47,521	1,490,317
98	7/22	@TEX	L	2-3	Lee (9-4)	Weaver (9-6)	51-47	2	-6.0	39,876	1,530,193
99	7/23	@TEX	L	0-1	Wilson (9-5)	Saunders (6-10)	51-48	2	-7.0	46,554	1,576,747
100	7/24	@TEX	W	6-2	Santana (9-7)	Feldman (5-9)	52-48	2	-6.0	47,098	1,623,845
101	7/25	@TEX	L	4-6	Hunter (8-0)	Bell (1-2)	52-49	2	-7.0	38,320	1,662,165
102	7/26	BOS	L	3-6	Buchholz (11-5)	Haren (0-1)	52-50	T2	-7.5	40,364	1,945,135
103	7/27	BOS	L	2-4	Lackey (10-5)	Weaver (9-7)	52-51	T2	-8.5	40,120	1,985,255
104	7/28	BOS	L	3-7	Beckett (2-1)	Rodney (4-1)	52-52	3	-8.5	44,052*	2,029,307
-	7/29	-	-	-	OFF	DAY	52-52	3	-9.0	-	-
105	7/30	TEX	W	9-7	Santana (10-7)	Hunter (8-1)	53-52	2	-8.0	43,024	2,072,331
106	7/31	TEX	L	1-2	Harden (4-3)	HAREN (0-2)	53-53	3	-9.0	41,011	2,113,342

JULY TOTALS	W-L	AVG	HR	RUNS PER GAME	ERA	STARTERS	RELIEVERS
	9-17	.243	26	3.7	4.32	4.49	3.86

107	8/1	TEX	W	4-1	Weaver (10-7)	LEE (9-5)	54-53	2	-8.0	41,019	2,154,361
-	8/2	-	-	-	OFF	DAY	54-53	T2	-8.0	-	-
108	8/3	@BAL	L	3-6	Guthrie (5-11)	Rodriguez (0-2)	54-54	T2	-8.0	16,723	1,678,888
109	8/4	@BAL	L	7-9	Matusz (4-11)	Santana (10-8)	54-55	3	-9.0	13,467	1,692,355
110	8/5	@BAL	L	4-5	Berken (3-2)	Rodriguez (0-3)	54-56	3	-10.0	17,362	1,709,717



2010 DAY-BY-DAY



Game	Date	Opp.	W-L	Score	WINNER	LOSER	Rec. Pos.	GA/GB	Attd.	Total	
111	8/6	@DET	W	4-2	Weaver (11-7)	Verlander (12-7)	55-56	3	-10.0	35,106	1,744,823
112	8/7	@DET	W	10-1	Kazmir (8-9)	Bonderman (6-7)	56-56	3	-9.0	38,783	1,783,606
113	8/8	@DET	L	4-9	Porcello (5-10)	Bell (1-3)	56-57	3	-9.0	32,037	1,815,643
114	8/9	KC	W	6-4	Santana (11-8)	O'Sullivan (1-3)	57-57	3	-8.5	40,011	2,194,372
115	8/10	KC	W	3-1	Haren (1-2)	Bullington (0-2)	58-57	2	-8.5	43,512*	2,237,884
116	8/11	KC	W	2-1 (10)	Fuentes (4-1)	Chavez (1-1)	59-57	2	-7.5	39,093	2,276,977
-	8/12	-	-	-	OFF	DAY	59-57	2	-7.5	-	-
117	8/13	TOR	L	0-3	Rzepczynski (1-1)	Kazmir (8-10)	59-58	2	-8.5	40,606	2,317,583
118	8/14	TOR	W	7-2	Santana (12-8)	Cecil (9-6)	60-58	2	-7.5	42,059	2,359,642
119	8/15	TOR	L	1-4	Romero (10-7)	Haren (1-3)	60-59	2	-8.5	38,138	2,397,780
-	8/16	-	-	-	OFF	DAY	60-59	2	-8.0	-	-
120	8/17	@BOS	L	0-6	Buchholz (14-5)	Weaver (11-8)	60-60	2	-8.0	38,304	1,853,947
121	8/18	@BOS	L	5-7	Lackey (11-7)	Jepsen (2-3)	60-61	T2	-8.0	37,779	1,891,726
122	8/19	@BOS	W	7-2	Santana (13-8)	Beckett (3-3)	61-61	T2	-7.0	37,641	1,929,367
123	8/20	@MIN	L	2-7	Duensing (2-3)	Haren (1-4)	61-62	3	-8.0	40,747	1,970,114
124	8/21	@MIN	W	9-3	Rodriguez (1-3)	Slowey (11-6)	62-62	T2	-7.0	40,966	2,011,080
125	8/22	@MIN	L	0-4	Baker (11-9)	Weaver (11-9)	62-63	T2	-8.0	40,385	2,051,465
126	8/23	TB	L	3-4	Shields (12-11)	Kazmir (8-11)	62-64	3	-9.0	39,127	2,436,907
127	8/24	TB	L	3-10	Davis (10-9)	Santana (13-9)	62-65	3	-10.0	43,577*	2,524,061
128	8/25	TB	W	12-3	Haren (2-4)	Niemann (10-4)	63-65	3	-10.0	37,009	2,517,493
-	8/26	-	-	-	OFF	DAY	-	3	-9.5	-	-
129	8/27	BAL	L	1-3	Bergesen (6-9)	Bell (1-4)	63-66	3	-10.5	41,037	2,558,530
130	8/28	BAL	L	0-5	Millwood (3-14)	Kazmir (8-12)	63-67	3	-10.5	43,127	2,601,657
131	8/29	BAL	L	0-1	Guthrie (8-13)	Weaver (11-10)	63-68	3	-10.5	38,232	2,639,889
132	8/30	@SEA	W	5-3	Santana (14-9)	Pauley (2-6)	64-68	3	-10.5	20,545	2,072,010
133	8/31	@SEA	L	1-3	League (9-6)	Jepsen (2-4)	64-69	3	-10.5	18,737	2,090,747
AUGUST TOTALS			W-L 11-16	AVG .262	HR 20	RUNS PER GAME 3.8	ERA 3.90	STARTERS 4.14	RELIEVERS 3.31		
134	9/1	@SEA	W	4-2	Bell (2-4)	Vargas (9-8)	65-69	3	-10.5	17,515	2,108,262
-	9/2	-	-	-	OFF	DAY	-	3	-10.5	-	-
135	9/3	@OAK	L	0-8	Gonzalez (13-8)	Kazmir (8-13)	65-70	3	-10.5	23,401	2,131,663
136	9/4	@OAK	L	1-3	Cahill (15-6)	Weaver (11-11)	65-71	3	-10.5	14,227	2,145,890
137	9/5	@OAK	W	7-4	Santana (15-9)	Mazzaro (6-8)	66-71	3	-9.5	16,413	2,162,303
138	9/6	CLE	L	2-3	Lewis (4-2)	Rodney (4-2)	66-72	3	-9.5	39,107	2,678,996
139	9/7	CLE	L	1-6	Masterson (6-12)	Bell (2-5)	66-73	3	-9.5	38,619	2,717,615
140	9/8	CLE	W	4-3 (16)	Palmer (1-1)	Ambriz (0-2)	67-73	3	-9.5	37,857	2,755,472
-	9/9	-	-	-	OFF	DAY	-	3	-10.0	-	-
141	9/10	SEA	W	4-3 (14)	Thompson (1-0)	Sweeney (1-2)	68-73	3	-10.0	42,203	2,797,675
142	9/11	SEA	W	7-4	Santana (16-9)	Hernandez (11-11)	69-73	3	-10.0	39,123	2,836,798
143	9/12	SEA	W	3-0	Haren (3-4)	Vargas (9-10)	70-73	3	-10.0	42,357	2,879,155
-	9/13	-	-	-	OFF	DAY	70-73	3	-10.0	-	-
144	9/14	@CLE	L	3-4	Tomlin (4-3)	Kazmir (8-14)	70-74	3	-11.0	15,734	2,178,037
145	9/15	@CLE	W	7-0	Weaver (12-11)	Gomez (3-4)	71-74	3	-11.0	10,183	2,188,220
146	9/16	@CLE	L	3-4 (11)	Perez (5-1)	Casseevah (0-1)	71-75	3	-11.5	14,000	2,202,220
147	9/17	@TB	W	4-3	Kohn (1-0)	Wheeler (2-4)	72-75	3	-10.5	23,215	2,225,435
148	9/18	@TB	L	3-4 (10)	Soriano (3-2)	Casseevah (0-2)	72-76	3	-11.5	31,896	2,257,331
149	9/19	@TB	W	6-3	Kazmir (9-14)	Niemann (10-7)	73-76	3	-10.5	25,794	2,283,125
150	9/20	TEX	W	7-4	Weaver (13-11)	Holland (3-4)	74-76	3	-9.5	41,404	2,920,559
151	9/21	TEX	W	2-0	SANTANA (17-9)	Lewis (11-13)	75-76	3	-8.5	41,707	2,962,266
152	9/22	TEX	L	1-2 (12)	Harrison (3-1)	Palmer (1-2)	75-77	3	-9.5	41,222	3,003,488
-	9/23	-	-	-	OFF	DAY	75-77	3	-9.0	-	-
153	9/24	CWS	L	1-2	Santos (5-4)	Rodney (4-3)	75-78	3	-10.0	41,046	3,044,534
154	9/25	CWS	L	2-6	Danks (14-11)	Kazmir (9-15)	75-79	3	-11.0	40,758	3,085,292
155	9/26	CWS	L	3-4	Pena (5-2)	Weaver (13-12)	75-80	3	-12.0	42,686	3,127,978
156	9/27	OAK	W	6-5	Kohn (2-0)	Ziegler (3-6)	76-80	3	-11.0	40,414	3,168,392
157	9/28	OAK	W	4-2	Haren (4-4)	Braden (10-14)	77-80	T2	-10.0	43,163	3,211,555
158	9/29	OAK	W	2-1 (11)	Casseevah (1-2)	Ziegler (3-7)	78-80	2	-10.0	39,199	3,250,753
159	9/30	@TEX	L	2-3	O'Day (6-2)	Walden (0-1)	78-81	T2	-11.0	33,228	2,316,353
160	10/1	@TEX	W	5-4 (10)	Thompson (2-0)	Harrison (3-2)	79-81	T2	-10.0	43,149	2,359,502
161	10/2	@TEX	L	2-6	Wilson (15-8)	Santana (17-10)	79-82	3	-11.0	45,893	2,405,395
162	10/3	@TEX	W	6-2	Haren (5-4)	Nippert (4-5)	80-82	3	-10.0	45,446	2,450,841
SEPT/OCT. TOTALS			W-L 16-13	AVG .214	HR 27	RUNS PER GAME 3.5	ERA 2.86	STARTERS 2.87	RELIEVERS 2.82		

2010 IN REVIEW





2010 WON-LOSS BREAKDOWN

	HOME			AWAY			TOTALS		
	W	L	PCT.	W	L	PCT.	W	L	PCT.
Season	43	38	.531	37	44	.457	80	82	.494
Day Games	14	8	.636	15	12	.556	29	20	.592
Night Games	29	30	.492	22	32	.407	51	62	.451
vs. RH Starters	28	24	.538	29	30	.492	57	54	.514
vs. LH Starters	15	14	.517	8	14	.364	23	28	.451
One-Run Games	15	13	.536	9	12	.429	24	25	.490
Two-Run Games	9	6	.600	8	7	.533	17	13	.567
Extra Innings	6	4	.600	3	3	.500	9	7	.563
Shutouts	6	4	.600	3	5	.375	9	9	.500
In April	8	9	.471	4	3	.571	12	12	.500
May	8	4	.667	6	11	.353	14	15	.483
June	6	5	.545	12	4	.750	18	9	.667
July	6	7	.462	3	10	.231	9	17	.346
Aug.	6	7	.462	5	9	.357	11	16	.407
Sept./Oct.	9	6	.600	7	7	.500	16	13	.552
Pre All-Star Break	24	20	.545	23	24	.489	47	44	.516
Post All-Star Break	19	18	.514	14	20	.412	33	38	.465
Vs. Oakland	7	2	.777	4	6	.400	11	8	.579
Seattle	8	2	.800	7	2	.777	15	4	.789
Texas	6	3	.667	3	7	.300	9	10	.474
A.L. WEST	14	15	.483	16	12	.571	30	27	.526
Vs. Cleveland	3	3	.500	1	2	.333	4	5	.444
Chicago	0	3	.000	2	4	.333	2	7	.222
Detroit	2	2	.500	2	4	.333	4	6	.400
Kansas City	4	2	.667	3	1	.750	7	3	.700
Minnesota	1	3	.250	1	2	.333	2	5	.286
A.L. CENTRAL	14	8	.636	13	9	.591	27	17	.614
Vs. Baltimore	0	3	.000	0	3	.000	0	6	.000
Boston	0	3	.000	1	6	.143	1	9	.100
New York	2	1	.667	2	3	.400	4	4	.500
Tampa Bay	2	4	.333	2	1	.667	4	5	.444
Toronto	3	3	.500	3	0	1.000	6	3	.667
A.L. EAST	15	6	.714	11	11	.500	26	17	.605
Vs. Chicago Cubs	0	0	----	2	1	.667	2	1	.667
Colorado	2	1	.667	0	0	----	2	1	.667
Los Angeles	2	1	.667	3	0	1.000	5	1	.833
Milwaukee	1	2	.333	0	0	----	1	2	.333
St. Louis	0	0	----	1	2	.333	1	2	.333
N.L. WEST	6	3	.667	8	1	.889	14	4	.778



TEAM BATTING

Runs, Game, Angels	12	- 3 times, last 8/25 vs. TB
Runs, Game, Opponents	17	- 5/3 at Bos.
Runs, Inning, Angels	6	- 6/5 at Sea. (6th)
Runs, Inning, Opponents	8	- twice, last, 7/10 at Oak. (3rd)
Hits, Game, Angels	18	- 6/6 at Sea.
Hits, Game, Opponents	20	- 5/3 at Bos.
Hits, Inning, Angels	7	- 8/4 at Bal. (7th)
Hits, Inning, Opponents	7	- 5/3 at Bos.
Extra-Base Hits, Game, Angels	8	- 6/6 at Sea.
Extra-Base Hits, Game, Opponents	11	- 5/3 at Bos.
Home Runs, Game, Angels	3	- 12 times, last, 10/1 at Tex.
Home Runs, Game, Opponents	4	- 3 times, last, 7/28 vs. Bos.
Home Runs, Inning, Angels	3	- twice, last, 8/30 at Sea. (6th)
Home Runs, Inning, Opponents	3	- 4/30 at Det. (4th inn.)
Singles, Game, Angels	13	- 6/9 at Oak.
Singles, Game, Opponents	12	- twice; last, 4/27 vs. Cle.
Doubles, Game, Angels	7	- 8/4 at Bal.
Doubles, Game, Opponents	7	- twice, last, 5/3 at Bos.
Triples, Game, Angels	2	- 8/21 at Minn.
Triples, Game, Opponents	2	- twice, last, 5/21 at StL.
Total Bases, Game, Angels	31	- 6/6 at Sea.
Total Bases, Game, Opponents	39	- 5/3 at Bos.
Left on Base, Angels	14	- 9/29 vs. Oak.
Left on Base, Opponents	16	- 9/27 vs. Oak.
Stolen Bases, Game, Angels	4	- 8/4 at Bal. & 9/24 vs. CWS
Stolen Bases, Game, Opponents	4	- 5/9 at Sea.
Stolen Bases, Inning, Angels	2	- 5 times, last, 8/4 at Bal.
Stolen Bases, Inning, Opponents	3	- 5/23 at St. L
Caught Stealing, Game, Angels	3	- 6/24 vs. LAD
Caught Stealing, Game, Opponents	2	- 4 times, last, 8/24 vs. TB
Sacrifice Hits, Game, Angels	3	- 6/18 at CHC
Sacrifice Hits, Game, Opponents	2	- 3 times, last 9/26 vs. CWS
Sacrifice Flies, Game, Angels	2	- twice, last, 7/4 vs. KC
Sacrifice Flies, Game, Opponents	1	- several times
Pinch-Hits, Game, Angels	1	- 6 times, last, 9/20 vs. Tex.
Pinch-Hitters Used, Game, Angels	4	- 9/29 vs. Oak.

TEAM FIELDING

Double Plays, Game, Angels	3	- 7 times, last, 9/30 at Tex.
Double Plays, Game, Opponents	3	- 3 times, last, 9/22 vs. Tex.
Errors, Game, Angels	3	- 5 times, last, 9/29 vs. Oak.
Errors, Game, Opponents	5	- 7/7 at CWS
Errors, Inning, Angels	2	- twice, last, 5/6 at Bos (6th)
Errors, Game, Individual	2	- Wood, 4/17 at Tor.
		- Conger, 9/24 vs. CWS
		- Romine, 9/26 vs. CWS

TEAM PITCHING

Strikeouts, Game, LAA	15	- 9/8 vs. Cle.
Strikeouts, Game, Opponents	13	- 3 times; last, 8/23 vs. TB
Base on Balls, Game, Angels	9	- 5/8 at Sea. & 4/13 at NYY
Base on Balls, Game, Opponents	10	- 6/5 at Sea.
Hit Batters, Game, Angels	2	- 3 times, last, 9/20 vs. Tex.
Fewest Hits Allowed, 9 innings, LAA	2	- 4 times, last, 9/15 at Cle.
Fewest Hits Allowed, 9 innings, Opp	2	- 5/5 at Bos.
Fewest Hits Allowed, Extra innings, LAA	5	- 9/22 vs. Tex. (12)
Fewest Hits Allowed, Extra innings, Opp	6	- twice; last, 9/16 at Cle. (11)
Pitchers Used, Game, LAA	8	- 9/8 vs. Cle.

INDIVIDUAL HITTING

At-Bats, Game	7	- Callaspo, 9/10 vs. Sea.
Runs, Game	3	- 10 times, last, Abreu 9/5 at Oak.
Hits, Game	5	- Kendrick, 8/25 vs. TB
Hits, Inning	2	- Napoli, 8/4 at Bal.
Doubles, Game	2	- 17 times, last, Hunter, 8/4 at Bal.
Triples, Game	1	- 15 times, last, Bourjos, 10/2 Tex.
Home Runs, Game	2	- 5 times, last, Rivera, 10/1 at Tex.
RBI, Game	7	- Hunter, 7/4 vs. KC
Extra-Base Hits, Game	2	- 39 times, last, Rivera, 10/1 at Tex.
Total Bases, Game	9	- Hunter, 7/4 vs. KC
Base on Balls, Game	3	- 6 times, last, Matsui, 8/7 at Det.
Strikeouts, Game	4	- twice; last, Mathis, 6/27 vs. Col.
Stolen Bases, Game	2	- 3 times, last, Bourjos, 9/20 vs. Tex.
Caught Stealing, Game	2	- Abreu, 7/20 at NYY
Longest Hitting Streak	13	- Mathis, 4/15-6/22 & Callaspo, 8/14-28
Consecutive Hits	6	- Matsui, 6/3-6/4
Grand Slams	5	- Napoli 8/25 vs. TB; Wood 6/27 vs. Col
		- Matsui 6/26 vs. Col; Morales, 5/29 vs. Sea
		- Abreu 4/13 at NYY

INDIVIDUAL PITCHING

Strikeouts, Game (Starter)	12	- Weaver, twice, last 8/11 vs. KC
Strikeouts, Game (Reliever)	5	- Thompson, 7/28 vs. Bos.
Base on Balls, Game	6	- Twice, last, Kazmir, 9/3 at Oak.
Base on Balls, Inning	4	- Stokes, 5/9 at Sea.
Earned Runs Allowed, Game	13	- Kazmir, 7/10 at Oak.
Hits Allowed, Game	12	- twice, last, Santana, 8/4 at Bal.
Hits Allowed, Inning	6	- Kazmir, 7/10 at Oak.
Home Runs Allowed, Game	3	- 7 times, last, Kazmir, 7/10 at Oak.
Home Runs Allowed, Inning	3	- Piñeiro, 4/30 at Det.
Hit Batters, Game	2	- Santana, 3 times, last, 9/16 at Cle
Fewest Hits Allowed, Complete Game	4	- Santana, 4/18 at Tor.; Piñeiro, 5/16 vs. Oak.;
		- Santana, 5/25 vs. Tor.
Innings Pitched, Starter	9.0	- 8 times, last, Santana, 9/21 vs. Tex.
Innings Pitched, Reliever	4.1	- Palmer, 4/22 vs. Det.
Fewest Innings Pitched, Starter	1.2	- Shields, 7/28 vs. Bos.
Longest Winning Streak	7	- Piñeiro, 6/6-7/15
Longest Losing Streak	5	- Kazmir, 8/13-9/14
Consec. Scoreless Innings, Starter	18	- Piñeiro, 5/5-5/21
Consec. Scoreless Innings, Reliever	13.1	- Rodney, 4/10-5/10

TEAM MISCELLANEOUS

Longest Winning Streak	6	- 6/2-7
Longest Home Winning Streak	6	- 9/8-21
Longest Road Winning Streak	6	- 6/2-7
Longest Losing Streak	7	- 4/30-5/6
Longest Home Losing Streak	5	- 8/27-9/7
Longest Road Losing Streak	7	- 4/30-5/6
Most Games over .500	9	- 7/1 (45-36) & 6/29 (44-35)
Most Games under .500	7	- 9/8 (66-73)
Longest Game, Innings	16	- 9/8 vs. Cle.
Longest Game, Time, 9 Innings	3:52	- 6/24 vs. LAD (18 minute electrical delay)
Longest Game, Time, Extra Innings	4:57	- 9/8 vs. Cle. (16 inn.)
Shortest Game, Time	1:50	- 7/8 at CWS
Largest Margin, Victory	12	- 6/19 at CHC (12-0)
Largest Margin, Loss	14	- 7/10 at Oak. (1-15)
Largest Crowd, Angel Stadium	44,052	- 7/28 vs. Bos.
Smallest Crowd, Angel Stadium	34,190	- 4/28 vs. Cle.
Largest Crowd, Road	52,806	- 6/12 at LAD
Smallest Crowd, Road	10,071	- 6/7 at Oak.
Batting Around in an Inning	15 times	- last, 9/27 vs. Oak. (7th inn.)
Largest Lead Surrendered	4	- 4 times; last, 5/23 at STL (led 4-0, lost 5-6)
Biggest Deficit Overcome	5	- 5/30 vs. Sea. (2-7) & 7/30 vs. Tex. (0-5)
Biggest Deficit Overcome To Win	5	- 5/30 vs. Sea. (2-7) & 7/30 vs. Tex. (0-5)
Most Players Used, Game	20	- 9/29 vs. Oak.
Walk-off Wins	11	- Hunter, 9/29 vs. Oak. (Single)
		- Abreu 9/10 vs. Sea (Solo HR)
		- Mathis, 9/8 vs. Cle. (Sac fly)
		- Abreu 8/11 vs. KC (Solo HR)
		- Kendrick, 5/30 vs. Sea. (3-R HR)
		- Morales, 5/29 vs. Sea. (Grand-slam HR)
		- Abreu, 5/26 vs. Tor. (Single)
		- Rivera, 5/10 vs. TB (SF)
		- Kendrick, 4/28 vs. Cle. (Bunt single)
		- Matsui, 4/10 vs. Oak (Single)
		- Mathis, 9/8 vs. Cle. (Sac fly)

2010 ANGELS CATCHERS/OUTFIELDERS STATISTICS



CATCHERS

	ERA	IP	H	R	ER	HR	BB	SO	SB	C-CS	P-CS	PKOF	C-CS%
Budde, Ryan	1.50	30.0	18	8	5	0	14	35	5	1	0	0	17
Conger, Hank	1.91	80.0	62	18	17	5	21	62	7	1	1	0	13
Mathis, Jeff	3.67	553.2	534	239	226	48	203	422	43	7	4	2	14
Napoli, Mike	5.11	525.0	580	323	298	65	212	401	52	13	6	1	20
Wilson, Bobby	3.63	260.2	228	114	105	30	115	210	26	6	2	0	19

OUTFIELD ASSISTS

Bourjos	10
Rivera	8
Abreu	7
Willits	5
Hunter	3
Matsui	1
Trumbo	1

STARTERS BY POSITION

C:	Napoli (24-35); Mathis (29-33); Wilson (18-11); Budde (2-1); Conger (7-2)
1B:	Morales (24-27); Napoli (35-32); Kendrick (5-6); Quinlan (4-1); McAnulty (2-3); Ryan (3-1); Frandsen (1-3); Wood (0-1); Rivera (5-6); Trumbo (1-2)
2B:	Kendrick (69-71); Izturis (10-10); Frandsen (1-1)
3B:	Wood (19-27); Frandsen (19-19); Izturis (17-9); Callaspo (25-27)
SS:	Aybar (65-68); Wood (12-8); Izturis (2-4); Romine (1-2)
LF:	Rivera (42-38); Matsui (8-9); Ryan (3-2); Willits (6-12); Abreu (21-20); Aldridge (0-1)
CF:	Hunter (50-47); Bourjos (23-26); Willits (7-9)
RF:	Abreu (49-44); Rivera (7-11); Hunter (22-24); Willits (1-1); Aldridge (0-2); Trumbo (1-0)
DH:	Matsui (64-55); Abreu (5-12); Hunter (2-7); Izturis (1-2); Quinlan (0-1); Napoli (0-1); McAnulty (1-0); Rivera (1-1)

BATTING ORDER

1st:	Aybar (45-50); Abreu (9-11); Izturis (4-3); Kendrick (8-3); Willits (2-5); Callaspo (7-5); Bourjos (5-5)
2nd:	Abreu (20-22); Kendrick (36-37); Izturis (10-11); Aybar (6-3); Frandsen (6-4); Napoli (1-0); Willits (0-3); Callaspo (1-2)
3rd:	Abreu (46-42); Hunter (23-25); Callaspo (10-11); Morales (0-1); Izturis (0-2); Kendrick (1-1)
4th:	Hunter (51-53); Matsui (22-16); Morales (4-7); Rivera (0-2); Abreu (0-1); Izturis (0-1); Napoli (3-2)
5th:	Matsui (36-41); Morales (20-19); Napoli (10-8); Rivera (7-7); Kendrick (2-5); Izturis (4-0); Callaspo (1-2)
6th:	Rivera (33-32); Napoli (18-20); Matsui (12-5); Kendrick (4-8); Izturis (3-4); McAnulty (0-1); Callaspo (5-5); Aybar (4-4); Conger (1-2); Frandsen (0-1)
7th:	Kendrick (18-21); Napoli (16-17); Rivera (14-10); Mathis (3-5); Wood (1-2); Ryan (2-1); Matsui (2-2); Frandsen (3-6); Izturis (6-2); Wilson (2-0); McAnulty (3-1); Aldridge (0-1); Callaspo (1-2); Willits (1-1); Aybar (5-9); Conger (3-0); Trumbo (0-2)
8th:	Napoli (9-19); Wood (14-15); Mathis (18-15); Kendrick (5-2); Frandsen (10-8); Izturis (3-2); Quinlan (2-1); Wilson (10-8); Ryan (2-2); Willits (0-2); Aybar (2-1); Aldridge (0-1); McAnulty (0-1); Rivera (1-5); Conger (2-0); Trumbo (2-0)
9th:	Wood (16-19); Mathis (8-13); Willits (11-11); Bourjos (18-21); Napoli (2-2); Budde (2-1); Wilson (6-3); Frandsen (2-4); Ryan (2-0); Quinlan (2-1); Pitches (6-3); Aybar (3-1); Aldridge (0-1); Romine (1-2); Conger (1-0)

2010 DISABLING INJURY LIST

PLAYER	INJURY	DISABLED	GAMES MISSED
Joel Pineiro	Strained left oblique	July 29 (retro to 7/22)	43
Jeff Mathis	Fractured right wrist	April 20 – June 17	55
Jason Bulger	Right shoulder strain	June 12 (retro to 6/11) – Aug. 30	69
Brandon Wood	Hip flexor strain	May 25 (retro to 5/24) – June 15	22
Brian Fuentes	Strained mid-back region	April 14 (retro to 4/6) – April 20	14
Chris Pettit (60-Day)	Right shoulder surgery	April 3 (retro to 3/26) – end of season	162
Anthony Ortega (60-Day)	Right triceps tendinitis	April 3 (retro to 3/30) – Aug. 4	108
Brian Stokes	Right shoulder fatigue	May 11 (retro to 5/10) – Aug. 30	100
Matt Palmer	Acute sprain, right sternoclavicular joint	May 11 (retro to 5/7) – July 26	71
Kendry Morales (60-Day)	Fractured left lower leg	May 30 – end of season	112
Bobby Wilson	Concussion, left ankle sprain	April 24 – May 16	21
Maicer Izturis	Strained left forearm	June 16 – July 18	27
	Right shoulder inflammation	May 8 (retro to 5/6) – May 24	18
	Right shoulder inflammation	August 22 (retro to 8/20) – Sept. 26	32
Reggie Willits	Strained right hamstring	April 3 (retro to 3/30) – April 13	8
Scott Kazmir	Strained right hamstring	April 3 (retro to 3/31) – April 14	9
	Left shoulder fatigue	July 18 (retro to 7/11) – August 6	21
Rich Thompson	Right shoulder inflammation	August 7 – 27	18





2010 AMERICAN LEAGUE STANDINGS

2010 FINAL

WEST	W	L	PCT.	GB	CENTRAL	W	L	PCT.	GB	EAST	W	L	PCT.	GB
Texas	90	72	.556	-	Minnesota	94	68	.580	-	Tampa Bay	96	66	.593	-
Oakland	81	81	.500	9.0	Chicago	88	74	.543	6.0	New York	95	67	.586	1.0
ANGELS	80	82	.494	10.0	Detroit	81	81	.500	13.0	Boston	89	73	.549	7.0
Seattle	61	101	.377	29.0	Cleveland	69	93	.426	25.0	Toronto	85	77	.525	11.0
					Kansas City	67	95	.414	27.0	Baltimore	66	96	.407	30.0

ALL-STAR BREAK

WEST	W	L	PCT.	GB	CENTRAL	W	L	PCT.	GB	EAST	W	L	PCT.	GB
Texas	50	38	.568	-	Chicago	49	38	.563	-	New York	56	32	.636	-
ANGELS	47	44	.516	4.5	Detroit	48	38	.558	0.5	Tampa Bay	54	34	.614	2.0
Oakland	43	46	.483	7.5	Minnesota	46	42	.523	3.5	Boston	51	37	.580	5.0
Seattle	35	53	.398	15.0	Kansas City	39	49	.443	10.5	Toronto	44	45	.494	12.5
					Cleveland	34	54	.386	15.5	Baltimore	29	59	.330	27.0

POST-ALL-STAR BREAK

WEST	W	L	PCT.	GB	CENTRAL	W	L	PCT.	GB	EAST	W	L	PCT.	GB
Texas	40	34	.541	-	Minnesota	48	26	.649	-	Tampa Bay	42	32	.568	-
Oakland	38	35	.521	1.5	Chicago	39	36	.520	9.5	Toronto	41	32	.562	0.5
ANGELS	33	38	.465	5.5	Cleveland	35	39	.473	13.0	New York	39	35	.527	3.0
Seattle	26	48	.351	14.0	Detroit	33	43	.434	16.0	Boston	38	36	.514	4.0
					Kansas City	28	46	.378	20.0	Baltimore	37	37	.500	5.0

END OF APRIL

WEST	W	L	PCT.	GB	CENTRAL	W	L	PCT.	GB	EAST	W	L	PCT.	GB
ANGELS	12	12	.500	-	Minnesota	15	8	.652	-	Tampa Bay	17	6	.739	-
Oakland	12	12	.500	-	Detroit	14	10	.583	1.5	New York	15	7	.682	1.5
Seattle	11	12	.478	0.5	Cleveland	9	13	.409	5.5	Toronto	12	12	.500	5.5
Texas	11	12	.478	0.5	Chicago	9	14	.391	6.0	Boston	11	12	.478	6.0
					Kansas City	9	14	.391	6.0	Baltimore	5	18	.217	12.0

END OF MAY

WEST	W	L	PCT.	GB	CENTRAL	W	L	PCT.	GB	EAST	W	L	PCT.	GB
Oakland	28	24	.538	-	Minnesota	31	20	.608	-	Tampa Bay	34	18	.654	-
Texas	26	24	.520	1.0	Detroit	26	24	.520	4.5	New York	31	20	.608	2.5
ANGELS	26	27	.491	2.5	Chicago	22	28	.440	8.5	Toronto	31	22	.585	3.5
Seattle	19	31	.380	8.0	Kansas City	21	31	.404	10.5	Boston	29	23	.558	5.0
					Cleveland	18	31	.367	12.0	Baltimore	15	36	.294	18.5

END OF JUNE

WEST	W	L	PCT.	GB	CENTRAL	W	L	PCT.	GB	EAST	W	L	PCT.	GB
Texas	47	30	.610	-	Minnesota	43	35	.551	-	New York	47	30	.610	-
ANGELS	44	36	.550	4.5	Detroit	41	36	.532	1.5	Boston	47	32	.595	1.0
Oakland	38	41	.481	10.0	Chicago	40	37	.519	2.5	Tampa Bay	45	32	.584	2.0
Seattle	33	44	.429	14.0	Kansas City	34	45	.430	9.5	Toronto	40	39	.506	8.0
					Cleveland	30	47	.390	12.5	Baltimore	24	53	.312	23.0

END OF JULY

WEST	W	L	PCT.	GB	CENTRAL	W	L	PCT.	GB	EAST	W	L	PCT.	GB
Texas	61	43	.587	-	Chicago	58	45	.563	-	New York	66	37	.641	-
Oakland	52	51	.505	8.5	Minnesota	58	46	.558	0.5	Tampa Bay	64	39	.621	2.0
ANGELS	53	53	.500	9.0	Detroit	52	51	.505	6.0	Boston	59	45	.567	7.5
Seattle	39	66	.371	22.5	Kansas City	44	60	.423	14.5	Toronto	54	50	.519	12.5
					Cleveland	43	61	.413	15.5	Baltimore	32	72	.308	34.5

END OF AUGUST

WEST	W	L	PCT.	GB	CENTRAL	W	L	PCT.	GB	EAST	W	L	PCT.	GB
Texas	74	58	.561	-	Minnesota	76	56	.576	-	New York	82	50	.621	-
Oakland	65	66	.496	8.5	Chicago	72	60	.545	4.0	Tampa Bay	81	51	.614	1.0
ANGELS	64	69	.481	10.5	Detroit	65	67	.492	11.0	Boston	74	58	.561	8.0
Seattle	52	80	.394	22.0	Kansas City	56	76	.424	20.0	Toronto	69	63	.523	13.0
					Cleveland	53	79	.402	23.0	Baltimore	49	83	.371	33.0



2010 ANGELS BATTING & PITCHING



PLAYER	AVG	G	AB	R	H	TB	2B	3B	HR	RBI	SH	SF	HP	BB	IBB	SO	SB	CS	GI		E	SLG	OBP	PITCHHIT			
																			DP	FP				AB	H	HR	RBI
Abreu,B	.255	154	573	88	146	249	41	1	20	78	0	5	2	87	3	132	24	10	13	6	.435	.352	2	0	0	0	
+Aldridge,C	.077	5	13	0	1	3	0	1	0	1	0	0	0	0	0	5	0	0	0	0	.231	.077	0	0	0	0	
Aybar,E	.253	138	534	69	135	176	18	4	5	29	11	2	7	35	1	81	22	8	7	21	.330	.306	3	0	0	0	
RIGHT	.252	155	39	50	8	0	1	6	6	1	0	8	1	20	1				1		.323	.287	0	0	0	0	
LEFT	.253	379	96	126	10	4	4	23	5	1	7	27	0	61				6			.332	.314	3	0	0	0	
+Bell,T	.000	25	1	0	0	0	0	0	0	0	0	0	0	0	0	1	0	0	0	1	.000	.000	0	0	0	0	
+Bourjos,P	.204	51	181	19	37	69	6	4	6	15	3	1	2	6	0	40	10	3	2	1	.381	.237	0	0	0	0	
Budde,R	.400	6	10	2	4	8	1	0	1	3	0	0	0	1	0	5	0	0	0	0	.800	.455	0	0	0	0	
#Callaspo,A	.265	146	562	61	149	210	27	2	10	56	1	6	1	31	3	42	5	3	22	11	.374	.302	5	0	0	0	
LAA	.249	58	213	21	53	67	8	0	2	13	1	1	1	12	1	13	2	2	8	4	.315	.291	5	0	0	0	
RIGHT	.200	40	4	8	9	1	0	0	2	0	1	0	1	0	5	1					.225	.214	1	0	0	0	
LEFT	.260	173	45	58	7	0	2	11	1	0	1	11	1	8				7			.335	.308	4	0	0	0	
+Conger,H	.172	13	29	2	5	8	1	1	0	5	0	0	0	5	0	9	0	0	1	3	.276	.294	2	0	0	0	
RIGHT	.000	2	0	0	0	0	0	0	0	0	0	0	0	1	0	1		0			.000	.333	0	0	0	0	
LEFT	.185	27	5	8	1	1	0	5	0	0	0	0	4	0	8			1			.296	.290	2	0	0	1	
+Evans,T	.000	1	1	0	0	0	0	0	0	0	0	0	0	0	0	1	0	0	0	0	.000	.000	0	0	0	0	
Frandsen,K	.250	54	160	24	40	51	11	0	0	14	3	0	1	9	0	10	2	0	5	7	.319	.294	2	1	0	0	
Hunter,T	.281	152	573	76	161	266	36	0	23	90	0	5	7	61	6	106	9	12	22	3	.464	.354	0	0	0	0	
Izturis,M	.250	61	212	27	53	77	13	1	3	27	1	2	2	21	0	27	7	3	1	2	.363	.321	6	2	0	0	
RIGHT	.280	50	14	17	3	0	0	7	1	0	1	5	0	6				0			.340	.357	2	0	0	0	
LEFT	.241	162	39	60	10	1	3	20	0	2	1	16	0	21				1			.370	.309	4	2	0	0	
Kazmir,S	.000	28	6	0	0	0	0	0	0	0	1	0	0	0	0	3	0	0	0	2	.000	.000	0	0	0	0	
Kendrick,H	.279	158	616	67	172	251	41	4	10	75	4	5	5	28	2	94	14	4	16	10	.407	.313	6	2	0	0	
Mathis,J	.195	68	205	19	40	57	6	1	3	18	3	3	1	6	0	59	3	0	3	7	.278	.219	1	0	0	0	
Matsui,H	.274	145	482	55	132	221	24	1	21	84	0	4	1	67	6	98	0	1	10	0	.459	.361	6	2	0	2	
McAnulty,P	.136	9	22	2	3	6	0	0	1	2	0	0	0	2	0	11	0	0	0	1	.273	.208	2	0	0	0	
Morales,K	.290	51	193	29	56	94	5	0	11	39	0	1	5	12	3	31	0	1	5	2	.487	.346	0	0	0	0	
RIGHT	.208	72	15	21	0	2	9	0	1	4	0	10						4			.292	.256	0	0	0	0	
LEFT	.339	121	41	73	5	0	9	30	0	0	4	8	3	21				1			.603	.398	0	0	0	0	
Napoli,M	.238	140	453	60	108	212	24	1	26	68	0	4	11	42	2	137	4	2	15	12	.468	.316	6	0	0	0	
#O'Sullivan,S	.000	19	1	0	0	0	0	0	0	0	0	0	0	0	0	0	0	0	0	1	.000	.000	0	0	0	0	
LAA	.000	5	1	0	0	0	0	0	0	0	0	0	0	0	0	0	0	0	0	0	.000	.000	0	0	0	0	
Pineiro,J	.000	23	3	3	0	0	0	0	0	0	0	0	0	2	0	2	0	0	0	1	.000	.400	0	0	0	0	
Quinlan,R	.121	23	33	4	4	6	2	0	0	2	1	0	0	2	0	6	2	0	0	1	.182	.171	1	0	0	0	
Rivera,J	.252	124	416	53	105	170	20	15	52	0	2	4	33	4	58	2	2	10	6	409	.312	8	2	0	1		
+Romine,A	.091	5	11	0	1	1	0	0	0	0	1	0	0	0	0	4	0	0	0	2	.091	.091	0	0	0	0	
RIGHT	.000	1	0	0	0	0	0	0	0	0	0	0	0	0	0			0			.000	.000	0	0	0	0	
LEFT	.100	10	1	1	0	0	0	0	1	0	0	0	0	4				0			.100	.100	0	0	0	0	
Ryan,M	.205	22	39	3	8	12	4	0	0	2	0	1	0	1	0	5	0	0	0	0	.308	.220	8	1	0	1	
Saunders,J	.000	20	1	0	0	0	0	0	0	0	0	0	0	0	0	0	0	0	0	1	.000	.000	0	0	0	0	
Shields,R	.000	43	1	0	0	0	0	0	0	0	0	0	0	0	0	1	0	0	0	1	.000	.000	0	0	0	0	
+Trumbo,M	.067	8	15	2	1	1	0	0	0	2	0	0	0	1	0	8	0	0	0	1	.067	.125	1	0	0	0	
Weaver,J	.200	34	10	1	2	2	0	0	0	0	0	0	0	0	0	3	0	0	0	0	.200	.200	0	0	0	0	
Willits,R	.258	97	159	23	41	48	7	0	0	8	3	0	1	19	0	26	2	4	1	1	.302	.341	13	2	0	0	
RIGHT	.255	51	13	14	1	0	0	5	2	0	0	8	0	6				1			.275	.356	2	0	0	0	
LEFT	.259	108	28	34	6	0	0	3	1	0	1	11	0	20				0			.315	.333	11	2	0	0	
+Wilson,R	.229	40	96	12	22	40	6	0	4	15	2	0	0	8	0	23	0	0	3	1	.417	.288	1	1	0	0	
Wood,B	.146	81	226	20	33	47	2	0	4	14	8	1	2	6	0	71	1	0	3	10	.208	.174	3	0	0	0	
PITCHERS	.087	162	23	4	2	2	0	0	0	0	1	0	0	2	0	10	0	0	12	.087	.160	0	0	0	0	0	
LOS ANGELES	.248	162	5488	681	1363	2142	276	19	155	656	42	37	52	466	28	1070	104	52	125	113	.390	.311	76	13	0	5	
OPPONENTS	.256	162	5556	702	1422	2241	313	31	148	670	41	42	46	565	33	1130	133	41	96	107	.403	.327	75	17	3	16	
DH	.231	162	559	59	129	209	27	1	17	72	2	5	1	71	4	122	1	2	14	0	.374	.316	7	1	0	0	

PITCHER	R/L	W	L	ERA	G	GS	CG	GF	SHO	SV	IP	H	R	ER	HR	HB	BB	IBB	SO	WP	BK	OPP	AVG
+Bell,T	R	2	5	4.72	25	7	0	8	0	0	61.0	77	35	32	2	1	21	2	45	5	0	.312	
Bulger,J	R	0	0	4.88	25	0	0	5	0	0	24.0	25	14	13	3	2	15	0	25	1	0	.269	
+Cassevah,R	R	1	2	3.15	16	0	0	9	0	0	20.0	23	11	7	0	1	8	2	8	1	0	.277	
+Fuentes,B	L	4	1	2.81	48	0	0	35	0	24	48.0	31	17	15	5	2	20	1	47	3	1	.181	
LAA	L	4	1	3.52	39	0	0	33	0	23	38.1	28	17	15	5	1	18	1	39	2	1	.201	
Haren,D	R	5	4	2.87	14	14	1	0	0	0	94.0	84	31	30	8	2	25	2	75	4	1	.237	
Jepsen,K	R	2	4	3.97	68	0	0	4	0	0	59.0	54	26	26	2	2	29	5	61	8	0	.250	
Kazmir,S	L	9	15	5.94	28	28	0	0	0	0	150.0	158	103	99	25	12	79	2	93	6	0	.271	
+Kohn,M	R	2	0	2.11	24	0	0	8	0	1	21.1	17	5	5	0	0	16	1	20	0	0	.227	
#O'Sullivan,S	R	4	6	5.49	19	14	0	3	0	0	83.2	90	53	51	15	1	31	2	43	4	2	.270	
LAA	R	1	0	2.08	5	1	0	2	0	0	13.0	7	3	3	1	0	4	2	6	0	0	.156	
Palmer,J	R	1	2	4.54	14	1	0	3	0	0	33.2	38	20	17	1	1	20	1	17	2	0	.281	
Pineiro,J	R	10	7	3.84	23	23	3	0	1	0	152.1	155	66	65	15	1	34	6	92	4	0	.261	
Rodney,F	R	4	3	4.24	72	0	0	30	0	14	68.0	70	33	32	4	5	35	1	53	4	0	.263	
+Rodriguez,F	R	1	3	4.37	43	0	0	14	0	0	47.1	46	23	23	5	1	26	3	36	8	1	.254	
Rodriguez,R	R	0	0	4.50	1	0	0	1	0	0	2.0	1	1	1	0	1	2	0	1	0	0	.143	
Santana,E	R	17	10	3.92	33	33	4	0	1	0	222.2	221	104										

2010 IN REVIEW

PITCHER	R/L	W	L	ERA	G	GS	CG	GF	SHO	SV	IP	H	R	ER	HR	HB	BB	IBB	SO	WP	BK	AVG
+Bell,T	R	2	5	4.72	25	7	0	8	0	0	61.0	77	35	32	2	1	21	2	45	5	0	.312
Bulger,J	R	0	0	4.88	25	0	0	5	0	0	24.0	25	14	13	3	2	15	0	25	1	0	.269
+Cassevah,R	R	1	2	3.15	16	0	0	9	0	0	20.0	23	11	7	0	1	8	2	8	1	0	.277
#Fuentes,B	L	4	1	2.81	48	0	0	35	0	24	48.0	31	17	15	5	2	20	1	47	3	1	.181
LAA	L	4	1	3.52	39	0	0	33	0	23	38.1	28	17	15	5	1	18	1	39	2	1	.201
Haren,D	R	5	4	2.87	14	14	1	0	0	0	94.0	84	31	30	8	2	25	2	75	4	1	.237
Jepsen,K	R	2	4	3.97	68	0	0	4	0	0	59.0	54	26	26	2	2	29	5	61	8	0	.250
Kazmir,S	L	9	15	5.94	28	28	0	0	0	0	150.0	158	103	99	25	12	79	2	93	6	0	.271
+Kohn,M	R	2	0	2.11	24	0	0	8	0	1	21.1	17	5	5	0	0	16	1	20	0	0	.227
#O'Sullivan,S	R	4	6	5.49	19	14	0	3	0	0	83.2	90	53	51	15	1	31	2	43	4	2	.270
LAA	R	1	0	2.08	5	1	0	2	0	0	13.0	7	3	3	1	0	4	2	6	0	0	.156
Palmer,J	R	1	2	4.54	14	1	0	3	0	0	33.2	38	20	17	1	1	20	1	17	2	0	.281
Pineiro,J	R	10	7	3.84	23	23	3	0	1	0	152.1	155	66	65	15	1	34	6	92	4	0	.261
Rodney,F	R	4	3	4.24	72	0	0	30	0	14	68.0	70	33	32	4	5	35	1	53	4	0	.263
+Rodriguez,F	R	1	3	4.37	43	0	0	14	0	0	47.1	46	23	23	5	1	26	3	36	8	1	.254
Rodriguez,R	R	0	0	4.50	1	0	0	1	0	0	2.0	1	1	1	0	1	2	0	1	0	0	.143
Santana,E	R	17	10	3.92	33	33	4	0	1	0	222.2	221	104	97	27	12	73	2	169	11	1	.259
Saunders,J	L	6	10	4.62	20	20	2	0	1	0	120.2	135	70	62	14	1	45	1	64	3	0	.290
Shields,R	R	0	3	5.28	43	1	0	17	0	0	46.0	45	31	27	6	2	34	1	39	7	0	.254
Stokes,B	R	0	0	8.10	16	0	0	6	0	0	16.2	26	18	15	4	1	16	1	16	2	0	.361
Thompson,R	R	2	0	1.37	13	0	0	7	0	0	19.2	12	4	3	2	0	4	0	15	4	0	.171
+Walden,J	R	0	1	2.35	16	0	0	5	0	1	15.1	13	4	4	1	0	7	0	23	1	1	.224
Weaver,J	R	13	12	3.01	34	34	0	0	0	0	224.1	187	83	75	23	0	54	0	233	7	1	.222
LOS ANGELES	80	82	4.04	162	162	10	152	9	39	1449.1	1422	702	651	148	46	565	33	1130	80	6	.256	
OPPONENTS	82	80	3.91	162	162	5	157	9	42	1453.0	1363	681	632	155	52	466	28	1070	44	9	.248	



2010 BATTING/RUNNERS IN SCORING POSITION

PLAYER	OUTS	AVG	AB	H	2B	3B	HR	TOT RBI	SP RBI	MISP	MOB	BB	IBB	SO	SH	SF	GDP
Abreu,B	<2	.250	72	18	3	0	3	32	27	106	135	15	2	18	0	5	3
Abreu,B	=2	.259	54	14	4	0	1	21	18	76	98	10	1	12	0	0	0
Abreu,B		.254	126	32	7	0	4	53	45	182	233	25	3	30	0	5	3
Aldridge,C	<2	.000	0	0	0	0	0	0	0	0	0	0	0	0	0	0	0
Aldridge,C	=2	.000	2	0	0	0	0	0	0	3	4	0	0	1	0	0	0
Aldridge,C		.000	2	0	0	0	0	0	0	3	4	0	0	1	0	0	0
Aybar,E	<2	.212	52	11	2	0	0	14	14	72	101	4	1	10	5	2	3
Aybar,E	=2	.176	51	9	0	2	0	7	6	67	92	2	0	12	0	0	0
Aybar,E		.194	103	20	2	2	0	21	20	139	193	6	1	22	5	2	3
Bourjos,P	<2	.077	13	1	0	0	0	4	4	17	24	0	0	2	2	1	1
Bourjos,P	=2	.130	23	3	0	1	1	4	2	27	41	1	0	2	0	0	0
Bourjos,P		.111	36	4	0	1	1	8	6	44	65	1	0	4	2	1	1
Budde,R	<2	.000	0	0	0	0	0	0	0	0	0	0	0	0	0	0	0
Budde,R	=2	1.000	1	1	1	0	0	2	2	2	2	0	0	0	0	0	0
Budde,R		1.000	1	1	1	0	0	2	2	2	2	0	0	0	0	0	0
Callaspo,A	<2	.250	32	8	1	0	0	9	9	40	55	1	1	2	1	1	2
Callaspo,A	=2	.071	14	1	0	0	1	3	1	17	24	1	0	0	0	0	0
Callaspo,A		.196	46	9	1	0	1	12	10	57	79	2	1	2	1	1	2
Conger,H	<2	.000	6	0	0	0	0	1	1	8	9	1	0	3	0	0	1
Conger,H	=2	.400	5	2	0	0	0	4	4	10	13	1	0	1	0	0	0
Conger,H		.182	11	2	0	0	0	5	5	18	22	2	0	4	0	0	1
Frandsen,K	<2	.400	20	8	2	0	0	9	9	21	30	0	0	0	0	0	1
Frandsen,K	=2	.133	15	2	2	0	0	4	3	19	30	2	0	0	0	0	0
Frandsen,K		.286	35	10	4	0	0	13	12	40	60	2	0	0	0	0	1
Hunter,T	<2	.278	90	25	6	0	2	34	30	118	174	12	2	18	0	5	11
Hunter,T	=2	.323	65	21	5	0	3	29	24	97	122	13	4	10	0	0	0
Hunter,T		.297	155	46	11	0	5	63	54	215	296	25	6	28	0	5	11
Izturis,M	<2	.222	36	8	4	0	0	13	13	49	70	4	0	4	0	2	1
Izturis,M	=2	.429	21	9	3	0	0	10	9	29	41	4	0	2	0	0	0
Izturis,M		.298	57	17	7	0	0	23	22	78	111	8	0	6	0	2	1
Kazmir,S	<2	.000	1	0	0	0	0	0	0	1	1	0	0	1	0	0	0
Kazmir,S	=2	.000	1	0	0	0	0	0	0	1	1	0	0	0	0	0	0
Kazmir,S		.000	2	0	0	0	0	0	0	2	2	0	0	1	0	0	0
Kendrick,H	<2	.273	77	21	6	0	2	37	33	111	147	7	1	8	1	5	6
Kendrick,H	=2	.313	67	21	6	0	0	20	19	83	113	3	1	6	0	0	0
Kendrick,H		.292	144	42	12	0	2	57	52	194	260	10	2	14	1	5	6
Mathis,J	<2	.154	26	4	1	0	0	6	6	35	49	0	0	10	2	3	1
Mathis,J	=2	.222	27	6	1	0	0	7	7	30	44	1	0	6	0	0	0
Mathis,J		.189	53	10	2	0	0	13	13	65	93	1	0	16	2	3	1
Matsui,H	<2	.290	62	18	3	0	3	33	27	93	134	10	3	8	0	4	4
Matsui,H	=2	.284	67	19	5	0	4	28	21	96	135	14	3	13	0	0	0
Matsui,H		.287	129	37	8	0	7	61	48	189	269	24	6	21	0	4	4
McAnulty,P	<2	1.000	1	1	0	0	1	2	1	2	2	1	0	0	0	0	0
McAnulty,P	=2	.000	3	0	0	0	0	0	0	3	5	0	0	2	0	0	0
McAnulty,P		.250	4	1	0	0	1	2	1	5	7	1	0	2	0	0	0
Morales,K	<2	.308	26	8	3	0	2	17	13	35	52	2	1	2	0	1	2
Morales,K	=2	.296	27	8	0	0	2	12	8	35	52	4	2	5	0	0	0
Morales,K		.302	53	16	3	0	4	29	21	70	104	6	3	7	0	1	2
Napoli,M	<2	.179	56	10	4	0	1	22	20	82	126	8	2	20	0	4	6
Napoli,M	=2	.185	54	10	0	0	3	14	9	79	114	9	0	18	0	0	0
Napoli,M		.182	110	20	4	0	4	36	29	161	240	17	2	38	0	4	6
Quinlan,R	<2	.000	1	0	0	0	0	0	0	3	3	1	0	0	1	0	0
Quinlan,R	=2	.250	4	1	0	0	0	1	1	4	6	0	0	0	0	0	0
Quinlan,R		.200	5	1	0	0	0	1	1	7	9	1	0	0	1	0	0



2010 BATTING/RUNNERS IN SCORING POSITION



PLAYER	OUTS	AVG	AB	H	2B	3B	HR	TOT RBI	SP RBI	MISP	MOB	BB	IBB	SO	SH	SF	GIDP
Rivera,J	<2	.229	48	11	2	0	2	22	17	70	96	8	3	6	0	2	4
Rivera,J	=2	.222	45	10	0	0	1	11	10	63	89	6	1	9	0	0	0
Rivera,J		.226	93	21	2	0	3	33	27	133	185	14	4	15	0	2	4
Romine,A	<2	.000	0	0	0	0	0	0	0	1	2	0	0	0	1	0	0
Romine,A	=2	.000	2	0	0	0	0	0	0	2	2	0	0	1	0	0	0
Romine,A		.000	2	0	0	0	0	0	0	3	4	0	0	1	1	0	0
Ryan,M	<2	.500	2	1	0	0	0	1	1	3	3	0	0	0	0	1	0
Ryan,M	=2	.000	5	0	0	0	0	0	0	6	7	0	0	1	0	0	0
Ryan,M		.143	7	1	0	0	0	1	1	9	10	0	0	1	0	1	0
Shields,R	<2	.000	0	0	0	0	0	0	0	0	0	0	0	0	0	0	0
Shields,R	=2	.000	1	0	0	0	0	0	0	1	2	0	0	1	0	0	0
Shields,R		.000	1	0	0	0	0	0	0	1	2	0	0	1	0	0	0
Trumbo,M	<2	.000	1	0	0	0	0	0	0	1	1	0	0	0	0	0	0
Trumbo,M	=2	.250	4	1	0	0	0	2	2	5	6	0	0	1	0	0	0
Trumbo,M		.200	5	1	0	0	0	2	2	6	7	0	0	1	0	0	0
Weaver,J	<2	.000	1	0	0	0	0	0	0	1	2	0	0	0	0	0	0
Weaver,J	=2	.000	0	0	0	0	0	0	0	0	0	0	0	0	0	0	0
Weaver,J		.000	1	0	0	0	0	0	0	1	2	0	0	0	0	0	0
Willits,R	<2	.300	20	6	0	0	0	7	7	26	37	2	0	3	0	0	1
Willits,R	=2	.200	10	2	0	0	0	1	1	12	17	1	0	0	0	0	0
Willits,R		.267	30	8	0	0	0	8	8	38	54	3	0	3	0	0	1
Wilson,R	<2	.143	14	2	0	0	2	8	5	21	32	1	0	4	2	0	2
Wilson,R	=2	.250	12	3	1	0	0	3	3	13	17	0	0	1	0	0	0
Wilson,R		.192	26	5	1	0	2	11	8	34	49	1	0	5	2	0	2
Wood,B	<2	.241	29	7	1	0	0	6	6	41	59	1	0	8	6	1	1
Wood,B	=2	.071	28	2	0	0	1	5	3	34	50	0	0	11	0	0	0
Wood,B		.158	57	9	1	0	1	11	9	75	109	1	0	19	6	1	1
ANGELS	<2	.245	686	168	38	0	18	277	243	957	1344	78	16	127	21	37	50
ANGELS	=2	.238	608	145	28	3	17	188	153	814	1127	72	12	115	0	0	0
ANGELS		.242	1294	313	66	3	35	465	396	1771	2471	150	28	242	21	37	50



Brandon Wood

2010 IN REVIEW





2010 ANGELS AT HOME

BATTER	AVG	G	AB	R	H	2B	3B	HR	RBI	SH	SF	HP	BB	SO	SB	CS	GI DP	E
Abreu,B	.271	79	284	40	77	19	1	11	43	0	3	2	44	75	15	4	6	3
Aldridge,C	.000	1	2	0	0	0	0	0	0	0	0	0	0	0	0	0	0	0
Aybar,E	.214	66	248	33	53	6	1	3	15	8	2	5	18	37	10	5	2	11
Bourjos,P	.200	25	90	9	18	3	1	1	2	3	0	1	3	21	7	3	2	0
Budde,R	.400	3	5	1	2	0	0	0	0	0	0	0	1	2	0	0	0	0
Callaspo,A	.281	27	96	9	27	2	0	0	2	1	0	1	6	7	0	1	3	1
SEAS TOTAL	.278	71	266	29	74	13	2	20	1	2	1	17	21	1	1	12	4	
Conger,H	.273	7	11	1	3	1	1	0	3	0	0	0	4	2	0	0	1	3
Evans,T	.000	1	1	0	0	0	0	0	0	0	0	0	0	1	0	0	0	0
Frandsen,K	.267	28	75	14	20	8	0	0	9	3	0	1	6	1	1	0	3	5
Hunter,T	.250	76	284	30	71	15	0	8	38	0	4	5	26	50	3	4	16	1
Izturis,M	.206	28	97	8	20	3	0	0	9	1	2	1	11	18	3	0	0	1
Kendrick,H	.299	81	311	37	93	24	2	4	33	2	4	3	16	46	6	0	10	6
Mathis,J	.213	36	108	13	23	4	0	2	12	3	3	0	4	27	0	0	0	4
Matsui,H	.277	76	235	26	65	10	0	10	42	0	2	1	33	53	0	1	3	0
McAnulty,P	.375	3	8	2	3	0	0	1	2	0	0	0	1	3	0	0	0	1
Morales,K	.290	28	107	15	31	1	0	7	24	0	0	3	5	19	0	1	3	0
Napoli,M	.240	73	225	31	54	15	0	13	32	0	2	8	21	63	1	2	5	4
Quinlan,R	.000	7	3	0	0	0	0	0	0	0	0	0	0	1	0	0	0	1
Rivera,J	.223	66	211	22	47	12	0	4	16	0	1	4	16	28	0	0	4	4
Romine,A	.200	3	5	0	1	0	0	0	0	1	0	0	0	2	0	0	0	2
Ryan,M	.125	7	16	1	2	2	0	0	1	0	0	0	1	1	0	0	0	0
Trumbo,M	.000	5	10	2	0	0	0	0	0	0	0	0	1	7	0	0	0	1
Willits,R	.291	46	79	10	23	2	0	0	7	2	0	1	9	13	2	1	1	0
Wilson,R	.224	20	49	4	11	3	0	3	10	1	0	0	2	13	0	0	1	1
Wood,B	.150	41	120	11	18	1	0	2	10	6	1	2	4	35	0	0	1	4
PITCHERS	.000	81	0	0	0	0	0	0	0	0	0	0	0	0	0	0	0	7
TOTALS	.247	81	2680	319	662	131	6	69	310	31	24	38	232	525	48	22	61	60

PITCHER	ERA	W	L	G	GS	CG	SHO	SV	IP	AB	H	R	ER	HR	HB	BB	SO	WP	OPP AVG
Bell,T	4.70	1	2	11	2	0	0	0	23.0	91	27	13	12	1	1	7	13	1	.297
Bulger,J	4.22	0	0	11	0	0	0	0	10.2	42	11	6	5	1	0	7	11	0	.262
Casseevah,R	1.84	1	0	9	0	0	0	0	14.2	56	12	3	3	0	0	3	7	1	.214
Fuentes,B	2.92	4	1	25	0	0	0	14	24.2	88	18	10	8	2	1	13	22	2	.205
SEAS TOTAL	2.63	4	1	28	0	0	0	14	27.1	97	19	10	8	2	1	14	25	2	.196
Haren,D	2.08	4	3	9	9	1	0	0	60.2	222	46	15	14	5	2	19	49	3	.207
SEAS TOTAL	3.33	9	7	20	20	1	0	0	135.0	520	129	52	50	18	4	33	128	6	.248
Jepsen,K	2.78	1	1	36	0	0	0	0	32.1	120	30	10	10	2	1	13	34	3	.250
Kazmir,S	6.31	2	8	11	11	0	0	0	55.2	216	60	41	39	7	5	25	35	2	.278
Kohn,M	1.59	1	0	13	0	0	0	0	11.1	41	8	2	2	0	0	8	11	0	.195
O'Sullivan,S	0.00	0	0	3	0	0	0	0	3.2	13	2	0	0	0	0	1	1	0	.154
SEAS TOTAL	4.62	2	2	10	6	0	0	0	37.0	143	36	19	19	7	1	15	14	2	.252
Palmer,J	4.50	1	2	8	1	0	0	0	20.0	80	24	13	10	0	1	12	9	1	.300
Pineiro,J	2.18	7	2	13	13	1	1	0	91.0	335	74	22	22	4	1	21	52	3	.221
Rodney,F	4.35	3	3	43	0	0	0	7	41.1	162	43	20	20	3	4	20	31	3	.265
Rodriguez,F	4.63	0	1	22	0	0	0	0	23.1	92	23	12	12	3	1	12	17	6	.250
Rodriguez,R	4.50	0	0	1	0	0	0	0	2.0	7	1	1	1	0	1	2	1	0	.143
SEAS TOTAL	6.75	0	0	2	0	0	0	0	4.0	16	4	3	3	1	1	2	2	0	.250
Santana,E	4.24	9	4	17	17	2	1	0	114.2	441	113	58	54	17	6	35	97	6	.256
Saunders,J	5.54	2	6	11	11	1	1	0	65.0	248	71	41	40	10	0	26	39	2	.286
SEAS TOTAL	4.50	5	8	18	18	2	1	0	114.0	432	117	59	57	15	3	36	70	5	.271
Shields,R	4.98	0	1	20	1	0	0	0	21.2	84	22	16	12	3	1	15	21	5	.262
Stokes,B	5.40	0	0	8	0	0	0	0	8.1	32	9	5	5	2	0	8	10	0	.281
Thompson,R	1.69	1	0	6	0	0	0	0	10.2	34	4	2	2	1	0	3	8	1	.118
Walden,J	3.38	0	0	8	0	0	0	0	8.0	31	7	3	3	1	0	2	12	0	.226
Weaver,Jer	1.86	6	4	16	16	0	0	0	111.1	417	87	29	23	6	0	24	120	3	.209
TOTALS	3.55	43	38	81	81	5	6	21	754.0	2852	692	322	297	68	25	276	600	42	.243



Michael Kohn



2010 ANGELS ON ROAD




BATTER	AVG	G	AB	R	H	2B	3B	HR	RBI	SH	SF	HP	E	BB	SO	SB	CS	GI DP
Abreu, B	.239	75	289	48	69	22	0	9	35	0	2	0	43	57	9	6	7	3
Aldridge, C	.091	4	11	0	1	0	1	0	1	0	0	0	0	5	0	0	0	0
Aybar, E	.287	72	286	36	82	12	3	2	14	3	0	2	17	44	12	3	5	10
Bourjos, P	.209	26	91	10	19	3	3	5	13	0	1	1	3	19	3	0	0	1
Budde, R	.400	3	5	1	2	1	0	1	3	0	0	0	0	3	0	0	0	0
Callaspo, A	.222	31	117	12	26	6	0	2	11	0	1	0	6	6	2	1	5	3
SEAS TOTAL	.253	75	296	32	75	14	0	8	36	0	4	0	14	21	4	2	10	7
Conger, H	.111	6	18	1	2	0	0	0	2	0	0	0	1	7	0	0	0	0
Frandsen, K	.235	26	85	10	20	3	0	0	5	0	0	0	3	9	1	0	2	2
Hunter, T	.311	76	289	46	90	21	0	15	52	0	1	2	35	56	6	8	6	2
Izturis, M	.287	33	115	19	33	10	1	3	18	0	0	1	10	9	4	3	1	1
Kendrick, H	.259	77	305	30	79	17	2	6	42	2	1	2	12	48	8	4	6	4
Mathis, J	.175	32	97	6	17	2	1	1	6	0	0	1	2	32	3	0	3	3
Matsui, H	.271	69	247	29	67	14	1	11	42	0	2	0	34	45	0	0	7	0
McAnulty, P	.000	6	14	0	0	0	0	0	0	0	0	0	1	8	0	0	0	0
Morales, K	.291	23	86	14	25	4	0	4	15	0	1	2	7	12	0	0	2	2
Napoli, M	.237	67	228	29	54	9	1	13	36	0	2	3	21	74	3	0	10	8
Quinlan, R	.133	16	30	4	4	2	0	0	2	1	0	0	2	5	2	0	0	0
Rivera, J	.283	58	205	31	58	8	0	11	36	0	1	0	17	30	2	2	6	2
Romine, A	.000	2	6	0	0	0	0	0	0	0	0	0	0	2	0	0	0	0
Ryan, M	.261	15	23	2	6	2	0	0	1	0	1	0	0	4	0	0	0	0
Trumbo, M	.200	3	5	0	1	0	0	0	2	0	0	0	0	1	0	0	0	0
Willits, R	.225	51	80	13	18	5	0	0	1	1	0	0	10	13	0	3	0	1
Wilson, R	.234	20	47	8	11	3	0	1	5	1	0	0	6	10	0	0	2	0
Wood, B	.142	40	106	9	15	1	0	2	4	2	0	0	2	36	1	0	2	6
PITCHERS	.087	81	23	4	2	0	0	0	0	1	0	0	2	10	0	0	0	5
TOTALS	.250	81	2808	362	701	145	13	86	346	11	13	14	234	545	56	30	64	53

PITCHER	ERA	W	L	G	GS	CG	SHO	SV	IP	AB	H	R	ER	HR	HB	BB	SO	WP	OPP AVG
OBell, T	4.74	1	3	14	5	0	0	0	38.0	156	50	22	20	1	0	14	32	4	.321
Bulger, J	5.40	0	0	14	0	0	0	0	13.1	51	14	8	8	2	2	8	14	1	.275
Casaveah, R	6.75	0	2	7	0	0	0	0	5.1	27	11	8	4	0	1	5	1	0	.407
Fuentes, B	4.61	0	0	14	0	0	0	9	13.2	51	10	7	7	3	0	5	17	0	.196
SEAS TOTAL	3.05	0	0	20	0	0	0	10	20.2	74	12	7	7	3	1	6	22	1	.162
Haren, D	4.32	1	1	5	5	0	0	0	33.1	132	38	16	16	3	0	6	26	1	.288
SEAS TOTAL	4.68	3	5	15	15	1	0	0	100.0	399	116	58	52	13	1	21	88	6	.291
Jepsen, K	5.40	1	3	32	0	0	0	0	26.2	96	24	16	16	0	1	16	27	5	.250
Kazmir, S	5.72	7	7	17	17	0	0	0	94.1	366	98	62	60	18	7	54	58	4	.268
Kohn, M	2.70	1	0	11	0	0	0	1	10.0	34	9	3	3	0	0	8	9	0	.265
O'Sullivan, S	2.89	1	0	2	1	0	0	0	9.1	32	5	3	3	1	0	3	5	0	.156
SEAS TOTAL	6.17	2	4	9	8	0	0	0	46.2	190	54	34	32	8	0	16	29	2	.284
Palmer, J	4.61	0	0	6	0	0	0	0	13.2	55	14	7	7	1	0	8	8	1	.255
Pineiro, J	6.31	3	5	10	10	2	0	0	61.1	259	81	44	43	11	0	13	40	1	.313
Rodney, F	4.05	1	0	29	0	0	0	7	26.2	104	27	13	12	1	1	15	22	1	.260
Rodriguez, F	4.13	1	2	21	0	0	0	0	24.0	89	23	11	11	2	0	14	19	2	.258
Santana, E	3.58	8	6	16	16	2	0	0	108.0	411	108	46	43	10	6	38	72	5	.263
Saunders, J	3.56	4	4	9	9	1	0	0	55.2	218	64	29	22	4	1	19	25	1	.294
SEAS TOTAL	4.43	4	9	15	15	1	0	0	89.1	365	115	61	44	10	2	28	44	1	.315
Shields, R	5.55	0	2	23	0	0	0	0	24.1	93	23	15	15	3	1	19	18	2	.247
Stokes, B	10.80	0	0	8	0	0	0	0	8.1	40	17	13	10	2	1	8	6	2	.425
Thompson, R	1.00	1	0	7	0	0	0	0	9.0	36	8	2	1	1	0	1	7	3	.222
Walden, J	1.23	0	1	8	0	0	0	1	7.1	27	6	1	1	0	0	5	11	1	.222
Weaver, Jer	4.14	7	8	18	18	0	0	0	113.0	427	100	54	52	17	0	30	113	4	.234
TOTALS	4.58	37	44	81	81	5	3	18	695.1	2704	730	380	354	80	21	289	530	38	.270



Torii Hunter



Peter Bourjos





2010 ANGELS VS. RIGHT HANDERS

BATTER	AVG	G	AB	R	H	2B	3B	HR	RBI	SH	SF	HP	BB	SO	SB	CS	GI DP	SLG	OBP
Abreu,B	.267	136	389	69	104	32	1	16	53	0	2	1	69	81	19	9	5	.478	.377
Aldridge,C	.111	4	9	0	1	0	1	0	1	0	0	0	0	3	0	0	0	.333	.111
Aybar,E	.253	121	379	48	96	10	4	4	23	5	1	7	27	61	17	5	6	.332	.314
Bourjos,P	.214	45	126	16	27	3	3	6	13	2	0	1	5	32	7	3	1	.429	.250
Budde,R	.143	5	7	1	1	0	0	1	1	0	0	0	0	5	0	0	0	.571	.143
Callaspo,A	.260	52	173	18	45	7	0	2	11	1	0	1	11	8	2	2	7	.335	.308
SEAS TOTAL	.274	135	446	48	122	21	2	9	46	1	4	1	25	33	5	3	15	.390	.311
Conger,H	.185	13	27	2	5	1	1	0	5	0	0	0	4	8	0	0	1	.296	.290
Evans,T	.000	1	1	0	0	0	0	0	0	0	0	0	0	1	0	0	0	.000	.000
Frandsen,K	.262	45	107	17	28	6	0	0	10	3	0	1	6	8	2	0	3	.318	.307
Hunter,T	.292	138	394	58	115	23	0	16	65	0	3	6	42	73	6	10	15	.472	.366
Izturis,M	.241	56	162	22	39	10	1	3	20	0	2	1	16	21	6	3	1	.370	.309
Kendrick,H	.286	139	434	48	124	31	2	8	57	2	3	4	19	67	13	3	12	.422	.320
Mathis,J	.192	56	151	13	29	3	0	2	13	2	2	0	5	43	2	0	2	.252	.215
Matsui,H	.289	131	342	42	99	19	1	14	64	0	3	1	60	62	0	1	8	.474	.394
McAnulty,P	.136	9	22	2	3	0	0	1	2	0	0	0	2	11	0	0	0	.273	.208
Morales,K	.339	43	121	20	41	5	0	9	30	0	0	4	8	21	0	1	1	.603	.398
Napoli,M	.208	118	312	36	65	17	1	16	51	0	4	9	22	98	3	1	12	.423	.277
Quinlan,R	.048	19	21	3	1	1	0	0	0	0	0	0	1	4	1	0	0	.095	.091
Rivera,J	.246	103	268	37	66	12	0	10	37	0	2	3	20	42	1	1	7	.403	.304
Romine,A	.100	5	10	0	1	0	0	0	0	1	0	0	0	4	0	0	0	.100	.100
Ryan,M	.211	21	38	3	8	4	0	0	2	0	1	0	1	5	0	0	0	.316	.225
Trumbo,M	.100	6	10	1	1	0	0	0	2	0	0	0	0	5	0	0	0	.100	.100
Willits,R	.259	85	108	16	28	6	0	0	3	1	0	1	11	20	1	3	0	.315	.333
Wilson,R	.222	35	72	9	16	5	0	1	7	2	0	0	7	19	0	0	1	.333	.291
Wood,B	.134	67	149	15	20	1	0	4	12	3	1	2	2	50	1	0	2	.221	.156
PITCHERS	.105	19	3	2	0	0	0	0	0	1	0	0	2	8	0	0	0	.105	.190
TOTALS	.251	3851	499	965	196	15	113	482	23	24	42	340	760	81	42	84	397	.316	

PITCHER	AVG	AB	H	HR	HB	BB	SO
Bell,T	.316	114	36	0	1	8	19
Bulger,J	.283	53	15	1	1	5	18
Casaveah,R	.154	39	6	0	1	3	7
Fuentes,B	.228	101	23	5	0	15	24
Haren,D	.256	168	43	2	2	5	36
Jepsen,K	.263	99	26	1	0	10	28
Kazmir,S	.271	458	124	21	10	62	82
Kohn,M	.114	35	4	0	0	10	9
O'Sullivan,S	.185	27	5	0	0	0	3
Palmer,J	.291	79	23	1	1	6	10
Pineiro,J	.284	289	82	8	1	13	41
Rodney,F	.254	134	34	3	4	17	25
Rodriguez,F	.192	104	20	2	1	10	18
Rodriguez,R	.000	3	0	0	0	2	0
Santana,E	.246	395	97	11	4	27	86
Saunders,J	.291	344	100	12	1	33	38
Shields,R	.333	90	30	3	1	17	17
Stokes,B	.342	38	13	2	1	7	11
Thompson,R	.225	40	9	2	0	3	10
Walden,J	.233	30	7	1	0	3	11
Weaver,Jer	.220	414	91	15	0	30	111
TOTALS	.258	3054	788	90	29	286	604

2010 IN REVIEW



Dan Haren



Bobby Wilson



2010 ANGELS VS. LEFT HANDERS



GI																			
BATTER	AVG	G	AB	R	H	2B	3B	HR	RBI	SH	SF	HP	BB	SO	SB	CS	DP	SLG	OBP
Abreu,B	.228	91	184	19	42	9	0	4	25	0	3	1	18	51	5	1	8	.342	.296
Aldridge,C	.000	2	4	0	0	0	0	0	0	0	0	0	2	0	0	0	.000	.000	
Aybar,E	.252	69	155	21	39	8	0	1	6	6	1	0	8	20	5	3	1	.323	.287
Bourjos,P	.182	21	55	3	10	3	1	0	2	1	1	1	1	8	3	0	1	.273	.207
Budde,R	1.000	2	3	1	3	1	0	0	2	0	0	0	1	0	0	0	1.333	1.000	
Callaspo,A	.200	22	40	3	8	1	0	0	2	0	1	0	1	5	0	0	1	.225	.214
SEAS TOTAL	.233	66	116	13	27	6	0	1	10	0	2	0	6	9	0	0	7	.310	.266
Conger,H	.000	2	2	0	0	0	0	0	0	0	0	0	1	1	0	0	0	.000	.333
Frandsen,K	.226	24	53	7	12	5	0	0	4	0	0	0	3	2	0	0	2	.321	.268
Hunter,T	.257	86	179	18	46	13	0	7	25	0	2	1	19	33	3	2	7	.447	.328
Izturis,M	.280	26	50	5	14	3	0	0	7	1	0	1	5	6	1	0	0	.340	.357
Kendrick,H	.264	72	182	19	48	10	2	2	18	2	2	1	9	27	1	1	4	.374	.299
Mathis,J	.204	28	54	6	11	3	1	1	5	1	1	1	1	16	1	0	1	.352	.228
Matsui,H	.236	76	140	13	33	5	0	7	20	0	1	0	7	36	0	0	2	.421	.270
Morales,K	.208	34	72	9	15	0	0	2	9	0	1	1	4	10	0	0	4	.292	.256
Napoli,M	.305	65	141	24	43	7	0	10	17	0	0	2	20	39	1	1	3	.567	.399
Quinlan,R	.250	7	12	1	3	1	0	0	2	1	0	0	1	2	1	0	0	.333	.308
Rivera,J	.264	64	148	16	39	8	0	5	15	0	0	1	13	16	1	1	3	.419	.327
Romine,A	.000	1	1	0	0	0	0	0	0	0	0	0	0	0	0	0	0	.000	.000
Ryan,M	.000	1	1	0	0	0	0	0	0	0	0	0	0	0	0	0	0	.000	.000
Trumbo,M	.000	5	5	1	0	0	0	0	0	0	0	0	1	3	0	0	0	.000	.167
Willits,R	.255	29	51	7	13	1	0	0	5	2	0	0	8	6	1	1	1	.275	.356
Wilson,R	.250	10	24	3	6	1	0	3	8	0	0	0	1	4	0	0	2	.667	.280
Wood,B	.169	37	77	5	13	1	0	0	2	5	0	0	4	21	0	0	1	.182	.210
PITCHERS	.000		4	1	0	0	0	0	0	0	0	0	0	2	0	0	0	.000	.000
TOTALS	.243		1637	182	398	80	4	42	174	19	13	10	126	310	23	10	41	.374	.299

PITCHER	AVG	AB	H	HR	HB	BB	SO
Bell,T	.308	133	41	2		13	26
Bulger,J	.250	40	10	2	1	10	7
Casaveah,R	.386	44	17	0	0	5	1
Fuentes,B	.132	38	5	0	1	3	15
Haren,D	.220	186	41	6	0	20	39
Jepsen,K	.239	117	28	1	2	19	33
Kazmir,S	.274	124	34	4	2	17	11
Kohn,M	.325	40	13	0	0	6	11
O'Sullivan,S	.111	18	2	1	0	4	3
Palmer,J	.268	56	15	0	0	14	7
Pineiro,J	.239	305	73	7	0	21	51
Rodney,F	.273	132	36	1	1	18	28
Rodriguez,F	.338	77	26	3	0	16	18
Rodriguez,R	.250	4	1	0	1	0	1
Santana,E	.271	457	124	16	8	46	83
Saunders,J	.287	122	35	2	0	12	26
Shields,R	.172	87	15	3	1	17	22
Stokes,B	.382	34	13	2	0	9	5
Thompson,R	.100	30	3	0	0	1	5
Walden,J	.214	28	6	0	0	4	12
Weaver,Jer	.223	430	96	8	0	24	122
TOTALS	.253	2502	634	58	17	279	526



Ervin Santana



Reggie Willits



2010 ANGELS FIELDING STATISTICS

PITCHER

PLAYER	TEAM	T	PCT	RANK	G	GS	PO	A	E	TC	DP	TP
+Bell, T	LAA	R	.923	8	25	7	7	5	1	13	1	0
Bulger, J	LAA	R	1.000	0	25	0	3	1	0	4	0	0
+Cassevah, R	LAA	R	1.000	0	16	0	2	3	0	5	0	0
Fuentes, B	MIN #	L	1.000	0	48	0	0	5	0	5	0	0
Haren, D	LAA	R	.933	0	14	14	4	10	1	15	0	0
Jepsen, K	LAA	R	1.000	0	68	0	2	9	0	11	0	0
Kazmir, S	LAA	L	.939	0	28	28	6	25	2	33	0	0
+Kohn, M	LAA	R	.875	0	24	0	2	5	1	8	0	0
O'Sullivan, S	KC #	R	.938	8	19	14	8	7	1	16	1	0
Palmer, J	LAA	R	.714	0	14	1	4	1	2	7	0	0
Pineiro, J	LAA	R	.974	1	23	23	11	26	1	38	3	0
Rodney, F	LAA	R	1.000	0	72	0	7	10	0	17	0	0
+Rodriguez, F	LAA	R	1.000	0	43	0	1	7	0	8	2	0
Rodriguez, R	LAA	R	.000	14	1	0	0	0	0	0	0	0
Santana, E	LAA	R	1.000	1	33	33	15	17	0	32	2	0
Saunders, J	LAA	L	.974	1	20	20	2	35	1	38	1	0
Shields, R	LAA	R	.900	0	43	1	2	7	1	10	0	0
Stokes, B	LAA	R	.800	0	16	0	1	3	1	5	1	0
Thompson, R	LAA	R	.750	0	13	0	2	1	4	1	0	0
+Walden, J	LAA	R	1.000	0	16	0	2	4	0	6	0	0
Weaver, J	LAA	R	1.000	1	34	34	10	18	0	28	0	0
-Fuentes, B	LAA	L	1.000	0	39	0	0	5	0	5	0	0
Fuentes, B	MIN	L	.000	1	9	0	0	0	0	0	0	0
O'Sullivan, S	LAA	R	1.000	8	5	1	1	1	0	2	0	0

CATCHER

PLAYER	TEAM	T	PCT	RANK	G	GS	PO	A	E	TC	DP	TP	PB
Budde, R	LAA	R	1.000	0	6	3	35	2	0	37	1	0	2
+Conger, H	LAA	R	.957	0	10	9	63	3	3	69	0	0	0
Mathis, J	LAA	R	.985	0	67	62	433	36	7	476	2	0	6
Napoli, M	LAA	R	.986	14	66	59	405	32	6	443	4	0	5
+Wilson, R	LAA	R	.996	0	38	29	217	12	1	230	2	0	3

FIRST BASE

PLAYER	TEAM	T	PCT	RANK	G	GS	PO	A	E	TC	DP	TP
Frandsen, K	LAA	R	1.000	0	4	4	35	3	0	38	4	0
Kendrick, H	LAA	R	.990	0	15	11	98	4	1	103	5	0
McAnulty, P	LAA	R	.978	0	5	5	45	0	1	46	3	0
*Morales, K	LAA	R	.996	0	51	51	435	25	2	462	35	0
Napoli, M	LAA	R	.989	0	70	67	502	44	6	552	33	0
Quinlan, R	LAA	R	.986	0	13	5	71	1	1	73	7	0
Rivera, J	LAA	R	.991	0	13	11	98	12	1	111	8	0
Ryan, M	LAA	R	1.000	0	4	4	28	2	0	30	3	0
+Trumbo, M	LAA	R	1.000	0	6	3	38	4	0	42	5	0
+Wilson, R	LAA	R	1.000	0	1	0	4	0	0	4	0	0
Wood, B	LAA	R	1.000	0	2	1	11	0	0	11	1	0

SECOND BASE

PLAYER	TEAM	T	PCT	RANK	G	GS	PO	A	E	TC	DP	TP
Callaspo, A	LAA #	R	.980	0	12	11	19	30	1	50	9	0
Frandsen, K	LAA	R	.900	0	4	2	3	6	1	10	2	0

SECOND BASE

PLAYER	TEAM	T	PCT	RANK	G	GS	PO	A	E	TC	DP	TP
Izturis, M	LAA	R	.988	0	22	20	30	52	1	83	6	0
Kendrick, H	LAA	R	.986	4	143	140	259	366	9	634	74	0
-Callaspo, A	LAA	R	.000	0	1	0	0	0	0	0	0	0
Callaspo, A	KC	R	.980	0	11	11	19	30	1	50	9	0

THIRD BASE

PLAYER	TEAM	T	PCT	RANK	G	GS	PO	A	E	TC	DP	TP
Callaspo, A	LAA #	R	.970	3	130	128	83	239	10	332	25	0
Frandsen, K	LAA	R	.953	0	43	38	28	73	5	106	3	0
Izturis, M	LAA	R	.984	0	28	26	14	47	1	62	7	0
Quinlan, R	LAA	R	.000	0	1	0	0	0	0	0	0	0
Wood, B	LAA	R	.956	0	56	46	33	76	5	114	6	0
-Callaspo, A	LAA	R	.972	3	54	52	38	100	4	142	12	0
Callaspo, A	KC	R	.968	3	76	76	45	139	6	190	13	0

SHORTSTOP

PLAYER	TEAM	T	PCT	RANK	G	GS	PO	A	E	TC	DP	TP
Aybar, E	LAA	R	.963	9	135	133	198	344	21	563	59	0
Izturis, M	LAA	R	1.000	0	7	6	5	24	0	29	3	0
+Romine, A	LAA	R	.900	0	4	3	9	9	2	20	3	0
Wood, B	LAA	R	.940	0	22	20	22	56	5	83	7	0

OUTFIELDERS

PLAYER	TEAM	T	PCT	RANK	G	GS	PO	A	E	TC	DP	TP
Abreu, B	LAA	R	.976	29	134	134	242	7	6	255	2	0
+Aldridge, C	LAA	R	1.000	0	5	3	5	0	0	5	0	0
+Bourjos, P	LAA	R	.994	0	51	49	149	10	1	160	1	0
+Evans, T	LAA	R	.000	0	1	0	0	0	0	0	0	0
+Frandsen, K	LAA	R	1.000	0	1	0	1	0	0	1	0	0
Hunter, T	LAA	R	.000	0	1	0	0	0	1	1	0	0
Kendrick, H	LAA	R	.992	10	143	143	358	4	3	365	0	0
Matsui, H	LAA	R	.000	0	1	0	0	0	0	0	0	0
Quinlan, R	LAA	R	1.000	0	18	17	16	1	0	17	0	0
Rivera, J	LAA	R	1.000	0	4	0	1	0	0	1	0	0
Ryan, M	LAA	R	.978	0	105	98	214	8	5	227	1	0
Ryan, M	LAA	R	1.000	0	11	5	11	0	0	11	0	0
+Trumbo, M	LAA	R	.667	0	1	1	1	1	1	3	0	0
Willits, R	LAA	R	.991	0	76	36	109	5	1	115	0	0

2010 AMERICAN LEAGUE CLUB RANKINGS



CLUB BATTING

CLUB	AVG	G	AB	R	OR	H	TB	2B	3B	HR	GS	RBI	SH	SF	HP	BB	IBB	SO	SB	CS	DP	LOB	SHO	SLG	OBP
TEXAS	.276	162	5635	787	687	1556	2360	268	25	162	4	740	53	54	45	511	37	986	123	48	129	1174	5	.419	.338
KANSAS CITY	.274	162	5604	676	845	1534	2238	279	31	121	4	640	45	53	35	471	25	905	115	50	152	1173	8	.399	.331
MINNESOTA	.273	162	5568	781	671	1521	2347	318	41	142	4	749	38	53	39	559	45	967	68	28	159	1156	8	.422	.341
DETROIT	.268	162	5643	751	743	1515	2343	308	32	152	1	717	41	41	41	546	50	1147	69	30	118	1229	10	.415	.335
BOSTON	.268	162	5646	818	744	1511	2546	358	22	211	7	782	29	46	47	587	43	1140	68	17	130	1200	4	.451	.339
CHICAGO	.268	162	5484	752	704	1467	2303	263	21	177	5	710	50	38	79	467	23	922	160	74	148	1046	5	.420	.332
NEW YORK	.267	162	5567	859	693	1485	2427	275	32	201	10	823	33	44	73	662	36	1136	103	30	124	1228	8	.436	.350
BALTIMORE	.259	162	5554	613	785	1440	2145	264	21	133	2	577	31	45	54	424	32	1056	76	34	154	1139	11	.386	.316
OAKLAND	.256	162	5448	663	626	1396	2059	276	30	109	2	619	43	51	47	527	16	1061	156	38	129	1159	7	.378	.324
LOS ANGELES	.248	162	5488	681	702	1363	2142	276	19	155	5	656	42	37	52	466	28	1070	104	52	125	1049	9	.390	.311
TORONTO	.248	162	5495	755	728	1364	2496	319	21	257	3	732	16	34	55	471	25	1164	58	20	114	1017	8	.454	.312
CLEVELAND	.248	162	5487	646	752	1362	2076	290	20	128	7	601	36	33	64	545	34	1184	91	33	118	1186	15	.378	.322
TAMPA BAY	.247	162	5439	802	649	1343	2192	295	37	160	7	769	39	57	57	672	30	1292	172	47	92	1152	9	.403	.333
SEATTLE	.236	162	5409	513	698	1274	1836	227	16	101	3	485	42	40	39	459	33	1184	142	39	110	1116	15	.339	.298
TOTALS	.260		77467	10027		31510		368		64		538		727		457		1505		1802		122		.407	
	1134		10097		20131		4016		2209		9600		626		7367		15214		540		16024		.407		

CLUB PITCHING

CLUB	W	L	ERA	G	CG	SHO	REL	SV	IP	H	R	ER	HR	HB	BB	IBB	SO	WP	BK	AVG
OAKLAND	81	81	3.56	162	7	17	423	38	1431.2	1315	626	566	153	38	512	29	1070	42	8	.245
TAMPA BAY	96	66	3.78	162	6	12	491	51	1453.2	1347	649	611	175	46	478	34	1189	60	9	.244
SEATTLE	61	101	3.93	162	11	10	358	38	1438.0	1402	698	628	157	40	452	33	973	73	11	.255
TEXAS	90	72	3.93	162	7	8	481	46	1455.1	1355	687	636	162	63	551	24	1181	56	4	.246
MINNESOTA	94	68	3.95	162	9	13	465	40	1452.2	1493	671	638	155	47	383	19	1048	41	4	.266
LOS ANGELES	80	82	4.04	162	10	9	410	39	1449.1	1422	702	651	148	46	565	33	1130	80	6	.256
NEW YORK	95	67	4.06	162	3	8	430	39	1442.1	1349	693	651	179	62	540	37	1154	69	6	.249
CHICAGO	88	74	4.09	162	6	11	407	43	1446.1	1471	704	658	136	34	490	41	1149	59	9	.264
BOSTON	89	73	4.20	162	3	9	443	44	1456.2	1402	744	679	152	53	580	30	1207	58	3	.253
TORONTO	85	77	4.22	162	5	11	455	45	1440.2	1407	728	676	150	60	539	35	1184	69	3	.255
CLEVELAND	69	93	4.30	162	10	4	470	34	1433.0	1477	752	684	147	66	572	36	967	54	3	.269
DETROIT	81	81	4.30	162	6	5	416	32	1444.1	1445	743	690	142	65	537	29	1056	75	9	.262
BALTIMORE	66	96	4.59	162	3	7	454	35	1436.1	1508	785	733	186	59	520	45	1007	45	5	.270
KANSAS CITY	67	95	4.97	162	7	3	441	44	1436.2	1553	845	794	176	47	551	28	1035	55	7	.276
TOTALS	1142	1126	4.14	1134	93	127	6144	568	20217.0	19946	10027	9295	2218	726	7270	453	15350	836	87	.258

CLUB FIELDING

CLUB	PCT	G	PO	A	E	TC	DP	TP	PB
NEW YORK	.988	162	4327	1522	69	5918	161	1	12
MINNESOTA	.987	162	4358	1710	78	6146	150	0	8
TAMPA BAY	.986	162	4361	1499	85	5945	134	0	9
TORONTO	.985	162	4322	1691	92	6105	172	0	10
OAKLAND	.984	162	4295	1704	99	6098	147	0	8
CHICAGO	.983	162	4339	1663	103	6105	158	0	4
BALTIMORE	.982	162	4309	1582	105	5996	141	0	3
TEXAS	.982	162	4366	1499	105	5970	133	0	8
CLEVELAND	.982	162	4299	1814	110	6223	179	0	11
DETROIT	.982	162	4333	1668	109	6110	171	0	11
SEATTLE	.982	162	4314	1657	110	6081	145	1	16
BOSTON	.982	162	4370	1588	111	6069	132	0	14
LOS ANGELES	.981	162	4348	1562	113	6023	116	0	16
KANSAS CITY	.980	162	4310	1588	121	6019	138	0	11
TOTALS	.983	1134	60651	22747	1410	84808	2077	2	141



2010 AMERICAN LEAGUE CLUB RANKINGS

PINCH HITTERS

CLUB	AVG	AB	R	H	TB	2B	3B	HR	RBI	SH	SF	HP	BB	IBB	SO	SB	CS	DP	SLG	OBP
Boston	.265	102	14	27	40	7	0	2	16	1	1	1	19	2	34	2	0	0	.392	.382
Chicago	.263	76	6	20	36	5	1	3	18	0	0	1	8	0	12	1	0	1	.474	.341
Tampa Bay	.245	147	28	36	62	9	1	5	39	1	2	0	23	0	44	2	0	2	.422	.343
Oakland	.236	89	13	21	33	1	1	3	18	0	3	1	14	2	29	1	9	1	.371	.336
Kansas City	.232	56	6	13	22	3	0	2	6	0	1	0	11	0	13	0	0	2	.393	.353
Detroit	.222	108	12	24	36	4	1	2	12	2	1	5	10	0	36	1	1	1	.333	.315
Texas	.216	74	1	16	21	0	1	1	10	0	1	0	10	3	19	1	0	6	.284	.306
Seattle	.196	51	2	10	15	2	0	1	7	0	2	0	5	0	20	0	0	3	.294	.259
Los Angeles	.171	76	6	13	13	0	0	0	5	2	1	2	12	3	24	1	0	5	.171	.297
Cleveland	.171	70	3	12	17	2	0	1	9	0	0	1	8	0	21	0	1	2	.243	.266
Minnesota	.162	74	3	12	24	4	1	2	6	0	1	1	9	2	26	0	0	1	.324	.259
New York	.155	97	5	15	23	2	0	2	12	1	0	1	14	1	34	0	0	2	.237	.268
Baltimore	.131	61	3	8	16	2	0	2	7	2	0	0	5	2	24	0	0	3	.262	.197
Toronto	.105	38	2	4	8	1	0	1	2	0	0	0	2	1	18	0	0	1	.211	.150
TOTALS	.206	1119	104	231	366	42	6	27	167	9	13	13	150	16	354	9	2	30	.327	.304

DESIGNATED HITTERS

CLUB	AVG	AB	R	H	TB	2B	3B	HR	RBI	SH	SF	HP	BB	IBB	SO	SB	CS	DP	SLG	OBP
Texas	.304	622	92	189	304	29	1	28	127	0	9	12	34	4	76	7	5	21	.489	.347
Baltimore	.278	565	81	157	286	30	3	31	85	2	7	8	67	6	125	2	2	8	.506	.359
Minnesota	.264	533	90	146	270	25	3	31	107	0	9	2	94	8	132	1	2	16	.488	.368
Boston	.263	577	89	152	290	40	1	32	108	0	4	2	91	15	151	0	1	18	.503	.364
Detroit	.259	609	84	158	227	35	5	8	68	2	4	3	74	8	104	10	2	8	.373	.341
New York	.256	587	82	150	258	31	1	25	83	3	2	6	68	4	152	5	2	13	.440	.338
Cleveland	.252	575	66	145	246	36	1	21	69	1	4	11	61	10	148	5	1	7	.428	.333
Kansas City	.252	580	74	146	247	31	2	22	78	1	5	10	59	4	120	3	1	17	.426	.329
Chicago	.247	566	75	140	224	24	3	18	65	2	3	8	65	3	113	11	8	15	.396	.332
Oakland	.246	552	70	136	213	30	1	15	74	0	7	5	75	1	172	4	2	15	.386	.338
Tampa Bay	.238	558	67	133	218	32	1	17	97	4	6	6	66	1	150	7	2	10	.391	.322
Toronto	.237	599	66	142	250	34	4	22	68	0	3	4	43	3	153	6	1	8	.417	.291
Los Angeles	.231	559	59	129	209	27	1	17	72	2	5	1	71	4	122	1	2	14	.374	.316
Seattle	.194	582	55	113	198	20	1	21	60	1	1	5	55	2	169	6	1	13	.340	.269
TOTALS	.252	8084	1050	2036	3440	424	28	308	1161	18	69	83	923	73	1887	68	32	183	.426	.332

2010 IN REVIEW



Joel Piñeiro



Hank Conger

2010 AMERICAN LEAGUE BATTING LEADERS



BATTING AVERAGE

.359	Hamilton,J	TEX
.328	Cabrera,M	DET
.327	Mauer,J	MIN
.321	Beltre,A	BOS
.319	Cano,R	NYN
.318	Butler,B	KC
.315	Suzuki,I	SEA
.312	Konerko,P	CWS
.307	Crawford,C	TB
.302	Martinez,V	BOS

HOME RUNS

54	Bautista,J	TOR
39	Konerko,P	CWS
38	Cabrera,M	DET
33	Teixeira,M	NYN
32	Hamilton,J	TEX
32	Ortiz,D	BOS
31	Wells,V	TOR
30	Rodriguez,A	NYN
29	(03) PLAYERS TIED	

RUNS BATTED IN

126	Cabrera,M	DET
125	Rodriguez,A	NYN
124	Bautista,J	TOR
115	Guerrero,V	TEX
112	Young,D	MIN
111	Konerko,P	CWS
109	Cano,R	NYN
108	Teixeira,M	NYN
104	Longoria,E	TB
102	(02) PLAYERS TIED	

MULTI HIT GAMES

69	Suzuki,I	SEA
59	Cano,R	NYN
55	Young,M	TEX
54	Butler,B	KC
53	Hamilton,J	TEX
53	Beltre,A	BOS
53	Jeter,D	NYN
52	Crawford,C	TB
51	(04) PLAYERS TIED	

RUNS

113	Teixeira,M	NYN
111	Cabrera,M	DET
111	Jeter,D	NYN
110	Crawford,C	TB
109	Bautista,J	TOR
103	Jackson,A	DET
103	Cano,R	NYN
99	Young,M	TEX
97	Gardner,B	NYN
96	(02) PLAYERS TIED	

HITS

214	Suzuki,I	SEA
200	Cano,R	NYN
189	Butler,B	KC
189	Beltre,A	BOS
187	Markakis,N	BAL
186	Hamilton,J	TEX
186	Young,M	TEX
184	Crawford,C	TB
181	Jackson,A	DET
180	Cabrera,M	DET

TOTAL BASES

351	Bautista,J	TOR
341	Cabrera,M	DET
334	Cano,R	NYN
328	Hamilton,J	TEX
326	Beltre,A	BOS
320	Konerko,P	CWS
304	Wells,V	TOR
297	Crawford,C	TB
294	Guerrero,V	TEX
291	(02) PLAYERS TIED	

GRAND SLAMS

3	Betancourt,Y	KC
3	Rodriguez,A	NYN
2	(12) PLAYERS TIED	

DOUBLES

49	Beltre,A	BOS
46	Longoria,E	TB
46	Young,D	MIN
45	Butler,B	KC
45	Markakis,N	BAL
45	Cabrera,M	DET
44	Wells,V	TOR
43	Mauer,J	MIN
41	(03) PLAYERS TIED	

TRIPLES

13	Crawford,C	TB
10	Jackson,A	DET
10	Span,D	MIN
8	Pennington,C	OAK
7	Gardner,B	NYN
7	Granderson,C	NYN
6	Maier,M	KC
6	Podsednik,S	KC
5	(11) PLAYERS TIED	

STOLEN BASES

68	Pierre,J	CWS
50	Davis,R	OAK
47	Gardner,B	NYN
47	Crawford,C	TB
42	Upton,B	TB
42	Suzuki,I	SEA
42	Figgins,D	SEA
34	Rios,A	CWS
32	Andrus,E	TEX
32	Crisp,C	OAK

HITTING STREAKS

23	Hamilton,J	TEX
06/04 - 06/30		
21	Guillen,J	KC
06/04 - 06/27		
20	Cabrera,M	DET
06/19 - 07/16		
19	Brantley,M	CLE
08/30 - 09/19		
19	Cruz,N	TEX
07/08 - 07/31		

WALKS

110	Barton,D	OAK
100	Bautista,J	TOR
93	Teixeira,M	NYN
92	Zobrist,B	TB
89	Cabrera,M	DET
87	Pena,C	TB
87	Abreu,B	LAA
83	Choo,S	CLE
82	Ortiz,D	BOS
79	Gardner,B	NYN

ON BASE PERCENTAGE

.420	Cabrera,M	DET
.411	Hamilton,J	TEX
.402	Mauer,J	MIN
.401	Choo,S	CLE
.393	Barton,D	OAK
.393	Konerko,P	CWS
.388	Butler,B	KC
.383	Gardner,B	NYN
.381	Cano,R	NYN
.378	Bautista,J	TEX

SLUGGING PERCENTAGE

.633	Hamilton,J	TEX
.622	Cabrera,M	DET
.617	Bautista,J	TOR
.584	Konerko,P	CWS
.553	Beltre,A	BOS
.535	Scott,L	BAL
.534	Cano,R	NYN
.529	Ortiz,D	BOS
.515	Wells,V	TOR
.511	Swisher,N	NYN

EXTRA BASE HITS

92	Bautista,J	TOR
84	Cabrera,M	DET
79	Beltre,A	BOS
78	Wells,V	TOR
75	Hamilton,J	TEX
73	Longoria,E	TB
73	Cano,R	NYN
70	Konerko,P	CWS
69	Teixeira,M	NYN
69	Ortiz,D	BOS

OUTFIELD ASSISTS

14	Choo,S	CLE
12	Young,D	MIN
12	Jones,A	BAL
12	Gardner,B	NYN
12	Bautista,J	TOR
10	Swisher,N	NYN
10	Bourjos,P	LAA
9	(07) PLAYERS TIED	

HOME BATTING AVG

.390	Hamilton,J	TEX
.342	Konerko,P	CWS
.342	Cabrera,M	DET
.338	Scott,L	BAL
.335	Martinez,V	BOS
.335	Choo,S	CLE
.324	Longoria,E	TB
.321	Wells,V	TOR
.320	Butler,B	KC
.315	Guerrero,V	TEX

ROAD BATTING AVG

.341	Cano,R	NYN
.339	Mauer,J	MIN
.327	Beltre,A	BOS
.327	Hamilton,J	TEX
.317	Suzuki,I	SEA
.315	Cabrera,M	DET
.315	Butler,B	KC
.313	Crawford,C	TB
.311	Hunter,T	LAA
.306	Markakis,N	BAL

RISP BATTING AVG

.369	Hamilton,J	TEX
.359	Crawford,C	TB
.355	Young,D	MIN
.347	Andrus,E	TEX
.338	Markakis,N	BAL
.338	Beltre,A	BOS
.328	Mauer,J	MIN
.323	Konerko,P	CWS
.322	Cabrera,M	DET
.322	Cano,R	NYN

DAY BATTING AVG

.381	Rios,A	CWS
.325	Konerko,P	CWS
.325	Butler,B	KC
.318	Cabrera,M	DET
.315	Jeter,D	NYN
.314	Mauer,J	MIN
.308	Hudson,O	MIN
.312	Longoria,E	TB
.296	Teixeira,M	NYN
.296	Hunter,T	LAA

NIGHT BATTING AVG

.384	Hamilton,J	TEX
.340	Suzuki,I	SEA
.338	Cano,R	NYN
.335	Cabrera,M	DET
.333	Beltre,A	BOS
.332	Mauer,J	MIN
.321	Martinez,V	BOS
.317	Guerrero,V	TEX
.314	Butler,B	KC
.314	Davis,R	OAK

VS RIGHTY AVG

.401	Hamilton,J	TEX
.365	Mauer,J	MIN
.337	Cano,R	NYN
.333	Cabrera,M	DET
.332	Crawford,C	TB
.330	Butler,B	KC
.319	Choo,S	CLE
.318	Suzuki,I	SEA
.318	Beltre,A	BOS
.317	Jackson,A	DET

VS LEFTY AVG

.400	Martinez,V	BOS
.361	Markakis,N	BAL
.339	Konerko,P	CWS
.338	Guerrero,V	TEX
.337	Boesch,B	DET
.328	Beltre,A	BOS
.324	Longoria,E	TB
.322	Young,M	TEX
.321	Jeter,D	NYN
.313	Cabrera,M	DET



2010 AMERICAN LEAGUE BATTING LEADERS

CAUGHT STEALING

18	Pierre,J	CWS
15	Andrus,E	TEX
15	Figgins,D	SEA
14	Rios,A	CWS
12	Podsednik,S	KC
12	Hunter,T	LAA
11	Davis,R	OAK
10	Crawford,C	TB
10	Abreu,B	LAA
9	(03) PLAYERS TIED	

GROUNDED INTO DP

32	Butler,B	KC
26	Cuddyer,M	MIN
25	Beltre,A	BOS
23	Wigginton,T	BAL
22	Suzuki,K	OAK
22	Callaspo,A	LAA
22	Hunter,T	LAA
22	Jeter,D	NY
21	Rios,A	CWS
21	Young,M	TEX

HARDEST TO FAN (PLATE APP. PER SO)

15.6	Pierre,J	CWS
14.3	Callaspo,A	LAA
12.9	Pierzynski,A	CWS
11.1	Suzuki,K	OAK
11.0	Mauer,J	MIN
10.7	Guerrero,V	TEX
10.3	Martinez,V	BOS
9.8	Scutaro,M	BOS
9.7	Izturis,C	BAL
9.5	Span,D	MIN

GAMES PLAYED

162	Suzuki,I	SEA
161	Bautista,J	TOR
161	Figgins,D	SEA
160	Markakis,N	BAL
160	Cano,R	NY
160	Pierre,J	CWS
159	Barton,D	OAK
158	Butler,B	KC
158	Kendrick,H	LAA
158	Teixeira,M	NY

SACRIFICE BUNTS

17	Andrus,E	TEX
17	Figgins,D	SEA
15	Pierre,J	CWS
12	Pennington,C	OAK
12	Barton,D	OAK
12	McDonald,D	BOS
11	Cabrera,A	CLE
11	Aybar,E	LAA
11	Bartlett,J	TB
10	(03) PLAYERS TIED	

INTENTIONAL WALKS

32	Cabrera,M	DET
14	Mauer,J	MIN
14	Cano,R	NY
14	Ortiz,D	BOS
13	Suzuki,I	SEA
12	Longoria,E	TB
11	Choo,S	CLE
10	Hafner,T	CLE
10	Beltre,A	BOS
9	Markakis,N	BAL

RBI RATIO (AT BATS PER RBI)

4.2	Rodriguez,A	NY
4.3	Cabrera,M	DET
4.6	Bautista,J	TOR
4.9	Konerko,P	CWS
5.1	Ortiz,D	BOS
5.1	Young,D	MIN
5.2	Guerrero,V	TEX
5.2	Hamilton,J	TEX
5.2	Quentin,C	CWS
5.5	Longoria,E	TB

SACRIFICE FLIES

12	Zobrist,B	TB
11	Young,M	TEX
11	Rodriguez,A	NY
10	Longoria,E	TB
10	Peralta,J	DET
9	Butler,B	KC
9	Young,D	MIN
9	Rodriguez,T	BAL
8	Gutierrez,F	SEA
8	Cabrera,M	DET

HIT BY PITCH

21	Pierre,J	CWS
20	Quentin,C	CWS
13	Jones,A	BAL
13	Teixeira,M	NY
12	Suzuki,K	OAK
12	Wilson,Jo	SEA
12	Hafner,T	CLE
11	Choo,S	CLE
11	Napoli,M	LAA
10	(03) PLAYERS TIED	

HOME RUN RATIO (AT BATS PER HOME RUN)

10.5	Bautista,J	TOR
14.1	Konerko,P	CWS
14.4	Cabrera,M	DET
16.2	Hamilton,J	TEX
16.2	Ortiz,D	BOS
16.6	Scott,L	BAL
17.3	Pena,C	TB
17.4	Rodriguez,A	NY
17.4	Quentin,C	CWS
17.4	Napoli,M	LAA

STRIKEOUTS

170	Jackson,A	DET
164	Upton,B	TB
158	Pena,C	TB
145	Ortiz,D	BOS
144	Lind,A	TOR
139	Swisher,N	NY
137	Gutierrez,F	SEA
137	Napoli,M	LAA
134	Inge,B	DET
132	Abreu,B	LAA

AT BATS

680	Suzuki,I	SEA
663	Jeter,D	NY
656	Young,M	TEX
651	Pierre,J	CWS
632	Scutaro,M	BOS
629	Markakis,N	BAL
629	Span,D	MIN
626	Cano,R	NY
618	Jackson,A	DET
616	Kendrick,H	LAA

HARDEST TO DOUBLE UP (AT BATS PER GIDP)

300.0	Crawford,C	TB
242.0	Pena,C	TB
226.7	Suzuki,I	SEA
155.3	Granderson,C	NY
123.6	Jackson,A	DET
107.8	Damon,J	DET
98.0	Andrus,E	TEX
92.8	Boesch,B	DET
81.4	Pierre,J	CWS
79.5	Gardner,B	NY

* Has not hit into GIDP



Torii Hunter

2010 AMERICAN LEAGUE PITCHING LEADERS



EARNED RUN AVERAGE

2.27	Hernandez,F	SEA
2.33	Buchholz,C	BOS
2.72	Price,D	TB
2.97	Cahill,T	OAK
3.01	Weaver,J	LAA
3.18	Lee,C	TEX
3.18	Sabathia,C	NYN
3.23	Gonzalez,G	OAK
3.25	Lester,J	BOS
3.35	Wilson,C	TEX

SAVES

45	Soriano,R	TB
43	Soria,J	KC
40	Feliz,N	TEX
37	Papelbon,J	BOS
37	Gregg,K	TOR
33	Rivera,M	NYN
31	Aardsma,D	SEA
27	Jenks,R	CWS
26	Valverde,J	DET
25	Bailey,A	OAK

GAMES

85	Choate,R	TB
75	Breslow,C	OAK
74	Coke,P	DET
74	Guerrier,M	MIN
73	Chamberlain,J	NYN
73	Bard,D	BOS
72	O'Day,D	TEX
72	Rodney,F	LAA
71	Crain,J	MIN
70	(05) PLAYERS TIED	

WINNING PERCENTAGE

.765	Hunter,R	TEX	(13-04)
.760	Price,D	TB	(19-06)
.750	Sabathia,C	NYN	(21-07)
.708	Buchholz,C	BOS	(17-07)
.692	Cahill,T	OAK	(18-08)
.692	Hughes,P	NYN	(18-08)
.684	Slowey,K	MIN	(13-06)
.682	Cecil,B	TOR	(15-07)
.679	Lester,J	BOS	(19-09)
.667	(02)	PLAYERS TIED	

HOME EARNED RUN AVERAGE

1.86	Weaver,J	LAA
1.96	Price,D	TB
2.06	Hernandez,F	SEA
2.18	Pineiro,J	LAA
2.18	Cahill,T	OAK
2.20	Buchholz,C	BOS
2.31	Verlander,J	DET
2.56	Gonzalez,G	OAK
2.74	Morrow,B	TOR
2.79	Lee,C	TEX

DAY EARNED RUN AVERAGE

1.95	Hernandez,F	SEA
2.17	Gonzalez,G	OAK
2.20	Cahill,T	OAK
2.31	Pettitte,A	NYN
2.37	Weaver,J	LAA
2.60	Lester,J	BOS
2.67	Danks,J	CWS
2.67	Sabathia,C	NYN
3.05	Liriano,F	MIN
3.14	Romero,R	TOR

WINS

21	Sabathia,C	NYN
19	Price,D	TB
19	Lester,J	BOS
18	Cahill,T	OAK
18	Verlander,J	DET
18	Hughes,P	NYN
17	Buchholz,C	BOS
17	Santana,E	LAA
17	Pavano,C	MIN
15	(05) PLAYERS TIED	

GAMES STARTED

34	Weaver,J	LAA
34	Hernandez,F	SEA
34	Sabathia,C	NYN
33	(10) PLAYERS TIED	

INNINGS PITCHED

249.2	Hernandez,F	SEA
237.2	Sabathia,C	NYN
224.1	Verlander,J	DET
224.1	Weaver,J	LAA
222.2	Santana,E	LAA
221.0	Pavano,C	MIN
220.0	Greinke,Z	KC
215.0	Lackey,J	BOS
213.0	Danks,J	CWS
212.1	Lee,C	TEX

SHUTOUTS

2	Braden,D	OAK
2	Pavano,C	MIN
1	(19) PLAYERS TIED	

ROAD EARNED RUN AVERAGE

2.45	Buchholz,C	BOS
2.46	Hernandez,F	SEA
2.88	Lester,J	BOS
2.91	Wilson,C	TEX
3.34	Sabathia,C	NYN
3.43	Braden,D	OAK
3.53	Lee,C	TEX
3.58	Santana,E	LAA
3.61	Carmona,F	CLE
3.63	Danks,J	CWS

NIGHT EARNED RUN AVERAGE

1.97	Buchholz,C	BOS
2.40	Hernandez,F	SEA
2.46	Price,D	TB
3.04	Lee,C	TEX
3.09	Lewis,C	TEX
3.29	Cahill,T	OAK
3.32	Wilson,C	TEX
3.39	Verlander,J	DET
3.42	Weaver,J	LAA
3.48	Lester,J	BOS

WINNING STREAKS

9	Sabathia,C	NYN
	06/03 - 07/22	
8	Hunter,R	TEX
	06/05 - 07/25	
8	Lester,J	BOS
	04/28 - 06/16	
8	Liriano,F	MIN
	07/16 - 09/14	
8	Pavano,C	MIN
	06/09 - 07/27	

COMPLETE GAMES

7	Lee,C	TEX
7	Pavano,C	MIN
6	Hernandez,F	SEA
5	Braden,D	OAK
4	Verlander,J	DET
4	Carmona,F	CLE
4	Santana,E	LAA
3	(06) PLAYERS TIED	

STRIKEOUTS

233	Weaver,J	LAA
232	Hernandez,F	SEA
225	Lester,J	BOS
219	Verlander,J	DET
201	Liriano,F	MIN
197	Sabathia,C	NYN
196	Lewis,C	TEX
188	Price,D	TB
187	Shields,J	TB
185	Lee,C	TEX

OPP BATTING AVG AGAINST

.212	Hernandez,F	SEA
.217	Wilson,C	TEX
.220	Cahill,T	OAK
.220	Lester,J	BOS
.221	Price,D	TB
.222	Weaver,J	LAA
.226	Buchholz,C	BOS
.227	Lewis,C	TEX
.228	Verlander,J	DET
.229	Gonzalez,G	OAK



2010 AMERICAN LEAGUE PITCHING LEADERS

HITS ALLOWED

246	Shields,J	TB
246	Buehrle,M	CWS
233	Lackey,J	BOS
227	Pavano,C	MIN
223	Millwood,K	BAL
221	Santana,E	LAA
219	Greinke,Z	KC
209	Sabathia,C	NYN
206	Davies,K	KC
204	Burnett,A	NYN

WILD PITCHES

18	Romero,R	TOR
16	Burnett,A	NYN
14	Hernandez,F	SEA
13	Shields,J	TB
12	Masterson,J	CLE
12	Garza,M	TB
11	(05) PLAYERS TIED	
10	Wilson,C	TEX
10	Liriano,F	MIN
9	(04) PLAYERS TIED	

BALKS

5	Buehrle,M	CWS
4	Vargas,J	SEA
3	Porcello,R	DET
3	Fister,D	SEA
3	Bergesen,B	BAL
3	Price,D	TB
3	Galarraga,A	DET
2	(08) PLAYERS TIED	

GAMES FINISHED

59	Feliz,N	TEX
56	Soria,J	KC
56	Soriano,R	TB
56	Gregg,K	TOR
55	Valverde,J	DET
55	Rivera,M	NYN
53	Papelbon,J	BOS
46	Jenks,R	CWS
43	Aardsma,D	SEA
42	Bailey,A	OAK

LOSSES

16	Millwood,K	BAL
15	Kazmir,S	LAA
15	Shields,J	TB
15	Burnett,A	NYN
14	Fister,D	SEA
14	Braden,D	OAK
14	Guthrie,J	BAL
14	Greinke,Z	KC
14	Carmona,F	CLE
13	(05) PLAYERS TIED	

HIT BATSMEN

19	Burnett,A	NYN
16	Guthrie,J	BAL
12	Kazmir,S	LAA
12	Santana,E	LAA
11	Masterson,J	CLE
10	Lester,J	BOS
10	Bonderman,J	DET

WALKS

93	Wilson,C	TEX
92	Gonzalez,G	OAK
83	Lester,J	BOS
82	Romero,R	TOR
80	Davies,K	KC
79	Price,D	TB
79	Kazmir,S	LAA
78	Burnett,A	NYN
74	Matsuzaka,D	BOS
74	Sabathia,C	NYN

HOME RUNS ALLOWED

34	Shields,J	TB
32	Vazquez,J	NYN
30	Millwood,K	BAL
28	Garza,M	TB
27	Santana,E	LAA
26	Bergesen,B	BAL
25	(08) PLAYERS TIED	

EARNED RUNS

117	Shields,J	TB
109	Davies,K	KC
109	Burnett,A	NYN
108	Millwood,K	BAL
105	Bonderman,J	DET
105	Lackey,J	BOS
102	Greinke,Z	KC
100	Buehrle,M	CWS
99	Kazmir,S	LAA
97	(02) PLAYERS TIED	

RUNS ALLOWED

128	Shields,J	TB
118	Burnett,A	NYN
116	Millwood,K	BAL
114	Greinke,Z	KC
114	Davies,K	KC
114	Lackey,J	BOS
113	Bonderman,J	DET
107	Masterson,J	CLE
105	Buehrle,M	CWS
104	(02) PLAYERS TIED	

FEWEST WALKS PER 9 INNINGS

.8	Lee,C	TEX
1.5	Pavano,C	MIN
1.7	Fister,D	SEA
2.0	Marcum,S	TOR
2.0	Braden,D	OAK
2.1	Buehrle,M	CWS
2.1	Porcello,R	DET
2.1	Guthrie,J	BAL
2.2	Weaver,J	LAA
2.3	Greinke,Z	KC

STRIKEOUTS PER 9 INNINGS

9.7	Lester,J	BOS
9.4	Liriano,F	MIN
9.3	Weaver,J	LAA
8.8	Verlander,J	DET
8.8	Lewis,C	TEX
8.5	Scherzer,M	DET
8.4	Hernandez,F	SEA
8.3	Shields,J	TB
8.1	Price,D	TB
7.8	Lee,C	TEX

OPP BATTING AVG AGAINST

.212	Hernandez,F	SEA
.217	Wilson,C	TEX
.220	Cahill,T	OAK
.220	Lester,J	BOS
.221	Price,D	TB
.222	Weaver,J	LAA
.226	Buchholz,C	BOS
.227	Lewis,C	TEX
.228	Verlander,J	DET
.229	Gonzalez,G	OAK



Scott Kazmir

2010 NATIONAL LEAGUE RANKINGS



CLUB BATTING

CLUB	AVG	G	AB	R	OR	H	TB	2B	3B	HR	GS	RBI	SH	SF	HP	BB	IBB	SO	SB	CS	DP	LOB	SHO	SLG	OBP
CINCINNATI	.272	162	5579	790	685	1515	2432	293	30	188	5	761	66	50	68	522	34	1218	93	43	113	1174	13	.436	.338
ST. LOUIS	.263	162	5542	736	641	1456	2227	285	18	150	6	689	66	40	50	541	78	1027	79	41	124	1164	13	.402	.332
COLORADO	.263	162	5530	770	717	1452	2349	270	54	173	4	741	56	47	47	585	53	1274	99	42	103	1175	10	.425	.336
MILWAUKEE	.262	162	5606	750	804	1471	2376	293	33	182	4	710	35	35	81	546	35	1216	81	26	115	1220	14	.424	.335
PHILADELPHIA	.260	162	5581	772	640	1451	2307	290	34	166	5	736	44	43	63	560	69	1064	108	21	120	1194	11	.413	.332
ATLANTA	.258	162	5463	738	629	1411	2190	312	25	139	7	699	69	35	51	634	50	1140	63	29	136	1222	13	.401	.339
SAN FRANCISCO	.257	162	5488	697	583	1411	2241	284	30	162	6	660	76	41	50	487	53	1099	55	32	158	1092	16	.408	.321
CHICAGO	.257	162	5512	685	767	1414	2213	298	27	149	3	658	60	38	50	479	32	1236	55	31	124	1129	15	.401	.320
FLORIDA	.254	162	5531	719	717	1403	2227	294	37	152	3	686	51	43	55	514	42	1375	92	26	107	1154	9	.403	.321
LOS ANGELES	.252	162	5426	667	692	1368	2056	270	29	120	4	621	85	50	46	533	57	1184	92	50	123	1142	17	.379	.322
WASHINGTON	.250	162	5418	655	742	1355	2114	250	31	149	3	634	71	47	60	503	36	1220	110	41	125	1113	14	.390	.318
ARIZONA	.250	162	5473	713	836	1366	2275	301	34	180	2	691	41	41	39	589	45	1529	86	41	113	1139	11	.416	.325
NEW YORK	.249	162	5465	656	652	1361	2091	266	40	128	0	625	74	57	46	502	53	1095	130	44	101	1124	11	.383	.314
HOUSTON	.247	162	5452	611	729	1348	1974	252	25	108	3	577	75	29	33	415	27	1025	100	36	130	1060	13	.362	.303
SAN DIEGO	.246	162	5434	665	581	1338	2018	236	24	132	5	630	79	46	50	538	67	1183	124	50	106	1125	12	.371	.317
PITTSBURGH	.242	162	5386	587	866	1303	2011	276	27	126	2	570	58	33	33	463	28	1207	87	36	119	1078	15	.373	.304
TOTALS	.255		87886		11281		35101		498		62		1006		822		759		1454		1917		207		.324
		1296		11211		22423		4470		2404		10688		675		8411		19092		589		18305		.399	

CLUB PITCHING

CLUB	W	L	ERA	G	CG	SHO	REL	SV	IP	H	R	ER	HR	HB	BB	IBB	SO	WP	BK	AVG
SAN FRANCISCO	92	70	3.36	162	6	17	476	57	1461.0	1279	583	546	134	51	578	58	1331	74	4	.236
SAN DIEGO	90	72	3.39	162	2	20	499	49	1456.1	1305	581	549	139	28	517	51	1295	29	5	.240
ATLANTA	91	71	3.56	162	2	9	490	41	1439.1	1326	629	569	126	49	505	64	1241	42	3	.246
ST. LOUIS	86	76	3.57	162	7	16	455	32	1453.2	1412	641	577	133	48	477	32	1094	42	4	.256
PHILADELPHIA	97	65	3.67	162	14	21	451	40	1456.1	1402	640	594	168	57	416	42	1183	26	5	.254
NEW YORK	79	83	3.70	162	8	19	491	36	1453.0	1438	652	597	135	52	545	55	1106	48	5	.260
CINCINNATI	91	71	4.01	162	4	9	501	43	1453.0	1404	685	648	158	50	524	32	1130	48	6	.254
LOS ANGELES	80	82	4.01	162	4	16	474	41	1441.2	1323	692	643	134	58	539	75	1274	58	8	.244
FLORIDA	80	82	4.08	162	5	17	481	39	1438.1	1433	717	652	134	51	549	42	1168	49	4	.261
HOUSTON	76	86	4.09	162	4	11	507	45	1439.1	1446	729	654	140	40	548	39	1210	57	9	.261
WASHINGTON	69	93	4.13	162	2	5	494	37	1435.0	1469	742	658	151	46	512	57	1068	33	7	.266
COLORADO	83	79	4.14	162	6	12	513	35	1442.0	1405	717	663	139	56	525	54	1234	77	12	.257
CHICAGO	75	87	4.18	162	1	14	482	40	1436.2	1409	767	668	154	65	605	42	1268	46	6	.255
MILWAUKEE	77	85	4.58	162	3	7	495	35	1439.0	1487	804	733	173	48	582	42	1258	71	3	.267
ARIZONA	65	97	4.81	162	3	3	454	35	1432.0	1503	836	765	210	58	548	38	1070	82	4	.271
PITTSBURGH	57	105	5.00	162	1	6	517	31	1411.2	1567	866	784	167	66	538	40	1026	56	10	.282
TOTALS	1288	1304	4.02	1296	72	202	7780	636	23088.1	22608	11281	10300	2395	823	8508	763	18956	838	95	.257

CLUB FIELDING

CLUB	PCT	G	PO	A	E	TC	DP	TP	PB
SAN DIEGO	.988	162	4369	1626	72	6067	141	1	13
CINCINNATI	.988	162	4359	1608	72	6039	142	0	4
SAN FRANCISCO	.988	162	4383	1485	73	5941	110	0	6
PHILADELPHIA	.986	162	4369	1687	83	6139	158	0	6
NEW YORK	.986	162	4359	1665	87	6111	159	1	10
ST. LOUIS	.984	162	4361	1872	99	6332	172	0	10
LOS ANGELES	.984	162	4325	1589	98	6012	124	0	6
COLORADO	.984	162	4326	1707	101	6134	182	0	15
MILWAUKEE	.983	162	4317	1516	101	5934	142	0	5
ARIZONA	.983	162	4296	1572	102	5970	152	0	15
HOUSTON	.983	162	4318	1597	103	6018	135	0	12
ATLANTA	.980	162	4318	1770	126	6214	166	0	6
FLORIDA	.979	162	4315	1502	123	5940	130	0	11
WASHINGTON	.979	162	4305	1657	127	6089	148	0	5
CHICAGO	.979	162	4310	1550	126	5986	137	0	6
PITTSBURGH	.979	162	4235	1654	127	6016	120	0	11
TOTALS	.983	1296	69265	26057	1620	96942	2318	2	141



2010 NATIONAL LEAGUE BATTING LEADERS

BATTING AVERAGE

.336	Gonzalez, C	COL
.324	Votto, J	CIN
.321	Infante, O	ATL
.315	Tulowitzki, T	COL
.312	Holliday, M	STL
.312	Pujols, A	STL
.307	Prado, M	ATL
.307	Zimmerman, R	WSH
.304	Braun, R	MIL
.300	Castro, S	CHI

HOME RUNS

42	Pujols, A	STL
38	Dunn, A	WSH
37	Votto, J	CIN
34	Gonzalez, C	COL
33	Uggl, D	FLA
32	Reynolds, M	ARI
32	Fielder, P	MIL
31	Howard, R	PHI
31	Hart, C	MIL
31	Gonzalez, A	SD

RUNS BATTED IN

118	Pujols, A	STL
117	Gonzalez, C	COL
113	Votto, J	CIN
108	Howard, R	PHI
105	Uggl, D	FLA
104	McGehee, C	MIL
103	Braun, R	MIL
103	Wright, D	NY
103	Holliday, M	STL
103	Dunn, A	WSH

MULTI HIT GAMES

60	Braun, R	MIL
58	Prado, M	ATL
57	Gonzalez, C	COL
52	Byrd, M	CHI
52	Holliday, M	STL
51	Votto, J	CIN
51	Polanco, P	PHI
50	Weeks Jr, R	MIL
50	Uggl, D	FLA
50	Infante, O	ATL

RUNS

115	Pujols, A	STL
112	Weeks Jr, R	MIL
111	Gonzalez, C	COL
106	Votto, J	CIN
106	Werth, J	PHI
101	Braun, R	MIL
100	Uggl, D	FLA
100	Prado, M	ATL
100	Phillips, B	CIN
100	Huff, A	SF

HITS

197	Gonzalez, C	COL
188	Braun, R	MIL
186	Holliday, M	STL
184	Prado, M	ATL
183	Pujols, A	STL
177	Votto, J	CIN
176	Gonzalez, A	SD
175	Weeks Jr, R	MIL
174	McGehee, C	MIL
173	Pence, H	HOU

TOTAL BASES

351	Gonzalez, C	COL
350	Pujols, A	STL
328	Votto, J	CIN
317	Holliday, M	STL
310	Braun, R	MIL
302	Weeks Jr, R	MIL
302	Gonzalez, A	SD
299	Uggl, D	FLA
299	Dunn, A	WSH
295	(02) PLAYERS TIED	

GRAND SLAMS

3	Gonzalez, A	SD
2	Ethier, A	LA
2	McCann, B	ATL
2	Conrad, B	ATL
2	Molina, Y	STL
2	Uribe, J	SF
2	Mora, M	COL
1	(47) PLAYERS TIED	

DOUBLES

46	Werth, J	PHI
45	Braun, R	MIL
45	Holliday, M	STL
43	Torres, A	SF
41	Loney, J	LA
40	Prado, M	ATL
40	Soriano, A	CHI
39	Pujols, A	STL
39	Byrd, M	CHI
38	McGehee, C	MIL

TRIPLES

14	Fowler, D	COL
12	Drew, S	ARI
10	Escobar, A	MIL
10	Reyes, J	NY
10	Victorino, S	PHI
9	Gonzalez, C	COL
8	Torres, A	SF
7	(05) PLAYERS TIED	

STOLEN BASES

52	Bourn, M	HOU
37	Pagan, A	NY
34	Morgan, N	WSH
34	Victorino, S	PHI
33	McCutchen, A	PIT
32	Ramirez, H	FLA
30	Stubbs, D	CIN
30	Reyes, J	NY
29	Venable, W	SD
28	Young, C	ARI

HITTING STREAKS

21	Posey, B	SF
07/04 - 07/28		
20	Hart, C	MIL
06/14 - 07/05		
18	Walker, N	PIT
08/23 - 09/12		
18	Ibanez, R	PHI
07/22 - 08/11		
17	(02) STREAKS TIED	

WALKS

114	Fielder, P	MIL
103	Pujols, A	STL
93	Gonzalez, A	SD
91	Heyward, J	ATL
91	Votto, J	CIN
87	Reynolds, M	ARI
83	Huff, A	SF
82	Werth, J	PHI
79	Johnson, K	ARI
78	Uggl, D	FLA

ON BASE PERCENTAGE

.424	Votto, J	CIN
.414	Pujols, A	STL
.401	Fielder, P	MIL
.393	Heyward, J	ATL
.393	Gonzalez, A	SD
.390	Holliday, M	STL
.388	Zimmerman, R	WSH
.388	Werth, J	PHI
.387	Uttley, C	PHI
.385	Huff, A	SF

SLUGGING PERCENTAGE

.600	Votto, J	CIN
.598	Gonzalez, C	COL
.596	Pujols, A	STL
.568	Tulowitzki, T	COL
.536	Dunn, A	WSH
.532	Werth, J	PHI
.532	Holliday, M	STL
.525	Hart, C	MIL
.511	Gonzalez, A	SD
.510	Zimmerman, R	WSH

EXTRA BASE HITS

82	Pujols, A	STL
77	Gonzalez, C	COL
76	Dunn, A	WSH
75	Votto, J	CIN
75	Werth, J	PHI
74	Holliday, M	STL
71	Braun, R	MIL
69	Hart, C	MIL
68	Wright, D	NY
67	(03) PLAYERS TIED	

OUTFIELD ASSISTS

11	Victorino, S	PHI
11	Francouer, J	NY
10	Young, C	ARI
10	Stanton, M	FLA
10	Pagan, A	NY
9	Pence, H	HOU
9	Parra, G	ARI
9	Bernadina, R	WSH
8	(08) PLAYERS TIED	

HOME BATTING AVG

.380	Gonzalez, C	COL
.353	Prado, M	ATL
.351	Infante, O	ATL
.340	Castro, S	CHI
.339	Tulowitzki, T	COL
.335	Pujols, A	STL
.330	Sandoval, P	SF
.320	Werth, J	PHI
.320	Pagan, A	NY
.317	Zimmerman, R	WSH

ROAD BATTING AVG

.349	Votto, J	CIN
.336	Braun, R	MIL
.318	Holliday, M	STL
.315	Byrd, M	CHI
.315	Gonzalez, A	SD
.315	Huff, A	SF
.308	Uggl, D	FLA
.306	Polanco, P	PHI
.306	Rasmus, C	STL
.297	Infante, O	ATL

RISP BATTING AVG

.407	Gonzalez, A	SD
.369	Votto, J	CIN
.350	Gonzalez, C	COL
.348	Pujols, A	STL
.345	Infante, O	ATL
.345	Ludwick, R	SD
.339	Pagan, A	NY
.338	Gomes, J	CIN
.333	Fowler, D	COL
.333	Uttley, C	PHI

DAY BATTING AVG

.386	Tulowitzki, T	COL
.359	Polanco, P	PHI
.346	Gonzalez, C	COL
.346	Infante, O	ATL
.340	Uttley, C	PHI
.338	Fowler, D	COL
.337	Gonzalez, A	SD
.320	Votto, J	CIN
.312	Theriot, R	LA
.311	Pagan, A	NY

NIGHT BATTING AVG

.330	Pujols, A	STL
.330	Gonzalez, C	COL
.328	Ethier, A	LA
.326	Votto, J	CIN
.322	Zimmerman, R	WSH
.316	Holliday, M	STL
.309	Ramirez, H	FLA
.308	Braun, R	MIL
.307	Reyes, J	NY
.307	Prado, M	ATL

VS RIGHTY AVG

.347	Votto, J	CIN
.345	Gonzalez, C	COL
.342	Infante, O	ATL
.320	Prado, M	ATL
.318	Ethier, A	LA
.315	Braun, R	MIL
.314	Pujols, A	STL
.305	Ramirez, H	FLA
.305	Polanco, P	PHI
.302	Tulowitzki, T	COL

VS LEFTY AVG

.357	Byrd, M	CHI
.344	Holliday, M	STL
.342	Tulowitzki, T	COL
.339	Castro, S	CHI
.339	Wright, D	NY
.337	Gonzalez, A	SD
.331	Zimmerman, R	WSH
.329	Weeks Jr, R	MIL
.326	Cabrera, O	CIN
.324	McCutchen, A	PIT

2010 NATIONAL LEAGUE BATTING LEADERS



CAUGHT STEALING

17	Morgan,N	WSH
15	Kemp,M	LA
12	Bourn,M	HOU
12	Phillips,B	CIN
11	Wright,D	NY
10	McCutchen,A	PIT
10	Ramirez,H	FLA
10	Reyes,J	NY
9	(03) PLAYERS TIED	

SACRIFICE BUNTS

18	Kershaw,C	LA
16	Dempster,R	CHI
15	Morgan,N	WSH
14	Zito,B	SF
13	Lincecum,T	SF
12	Eckstein,D	SD
11	(05) PLAYERS TIED	

SACRIFICE FLIES

12	Wright,D	NY
10	Francoeur,J	NY
9	Kemp,M	LA
9	Gomes,J	CIN
9	Werth,J	PHI
8	McGehee,C	MIL
8	Jones,G	PIT
8	Polanco,P	PHI
8	Rolen,S	CIN
7	(08) PLAYERS TIED	

STRIKEOUTS

211	Reynolds,M	ARI
199	Dunn,A	WSH
184	Weeks Jr,R	MIL
172	LaRoche,A	ARI
170	Kemp,M	LA
168	Stubbs,D	CIN
161	Wright,D	NY
157	Howard,R	PHI
152	Upton,J	ARI
149	Ugla,D	FLA

GROUNDING INTO DP

26	Sandoval,P	SF
25	Rodriguez,I	WSH
23	Pujols,A	STL
23	Lee,D	ATL
20	Upton,J	ARI
20	Valdez,W	PHI
20	Uribe,J	SF
20	Lee,C	HOU
19	Molina,Y	STL
18	(03) PLAYERS TIED	

INTENTIONAL WALKS

38	Pujols,A	STL
35	Gonzalez,A	SD
17	Fielder,P	MIL
13	Ruiz,C	PHI
12	Sandoval,P	SF
12	Ramirez,H	FLA
11	Ethier,A	LA
11	Cabrera,M	ATL
11	Howard,R	PHI
11	Ibanez,R	PHI

HIT BY PITCH

25	Weeks Jr,R	MIL
21	Fielder,P	MIL
18	Utley,C	PHI
17	Byrd,M	CHI
12	Gomes,J	CIN
10	Heyward,J	ATL
10	Morgan,N	WSH
9	(06) PLAYERS TIED	

AT BATS

651	Weeks Jr,R	MIL
626	Phillips,B	CIN
619	Braun,R	MIL
614	Pence,H	HOU
610	Headley,C	SD
610	McGehee,C	MIL
605	Lee,C	HOU
602	Kemp,M	LA
599	Prado,M	ATL
596	Holliday,M	STL

HARDEST TO FAN (PLATE APP. PER SO)

16.0	Keppinger,J	HOU
12.8	Polanco,P	PHI
11.0	Lee,C	HOU
10.2	Molina,Y	STL
10.1	Cabrera,O	CIN
9.6	Reyes,J	NY
9.2	Pujols,A	STL
8.6	Theriot,R	LA
8.3	Phillips,B	CIN
8.3	Schumaker,J	STL

RBI RATIO (AT BATS PER RBI)

4.8	Votto,J	CIN
4.9	Tulowitzki,T	COL
5.0	Pujols,A	STL
5.0	Gonzalez,C	COL
5.1	Howard,R	PHI
5.4	Dunn,A	WSH
5.5	Hart,C	MIL
5.6	LaRoche,A	ARI
5.6	Ramirez,A	CHI
5.6	Ugla,D	FLA

HOME RUN RATIO (AT BATS PER HOME RUN)

14.0	Pujols,A	STL
14.7	Dunn,A	WSH
14.8	Votto,J	CIN
15.6	Reynolds,M	ARI
17.3	Gonzalez,C	COL
17.4	Tulowitzki,T	COL
17.7	Howard,R	PHI
17.8	Ugla,D	FLA
18.0	Hart,C	MIL
18.1	Fielder,P	MIL

HARDEST TO DOUBLE UP (AT BATS PER GIDP)

254.5	Morgan,N	WSH
130.2	Weeks Jr,R	MIL
127.8	Gomes,J	CIN
106.3	Utley,C	PHI
97.8	Victorino,S	PHI
95.0	McCutchen,A	PIT
92.8	Rasmus,C	STL
89.2	Bourn,M	HOU
87.8	Fowler,D	COL
85.7	Stubbs,D	CIN

GAMES PLAYED

162	Kemp,M	LA
161	Headley,C	SD
161	Fielder,P	MIL
161	Loney,J	LA
160	Weeks Jr,R	MIL
160	Gonzalez,A	SD
159	Ugla,D	FLA
159	Pujols,A	STL
158	(03) PLAYERS TIED	

* Has not hit into GIDP

MONSTER MONTHS

Last 30+ years, Angels with .400+ batting averages in a calendar month
(minimum: 75 at-bats)

Player	Month	Yr.	Avg.
Chone Figgins	JUNE	2007	.461 (53/115)
Bengie Molina	MAY	2000	.461 (35/76)
Rod Carew	APRIL	1983	.449 (35/78)
Darin Erstad	APRIL	2000	.449 (48/107)
Vladimir Guerrero	JUNE	2005	.443 (35/79)
Rod Carew	MAY	1983	.438 (39/89)
Johnny Ray	APRIL	1988	.438 (35/80)
Adam Kennedy	JUNE	2005	.435 (37/85)
Erick Aybar	JULY	2009	.414 (36/87)
Garret Anderson	JULY	1998	.411 (44/107)
Garret Anderson	JULY	1995	.410 (43/105)
Adam Kennedy	AUG.	2002	.404 (36/89)
Lyman Bostock	JUNE	1978	.404 (44/109)
Luis Polonia	SEPT.	1990	.402 (35/87)

*Courtesy of Elias Sports Bureau



2010 NATIONAL LEAGUE PITCHING LEADERS

EARNED RUN AVERAGE

2.30	Johnson, J	FLA
2.42	Wainwright, A	STL
2.44	Halladay, R	PHI
2.70	Garcia, J	STL
2.76	Oswalt, R	PHI
2.83	Hudson, T	ATL
2.84	Dickey, R	NY
2.88	Jimenez, U	COL
2.91	Kershaw, C	LA
2.92	Latos, M	SD

SAVES

48	Wilson, B	SF
47	Bell, H	SD
40	Cordero, F	CIN
38	Marmol, C	CHI
37	Wagner, B	ATL
30	Nunez, L	FLA
27	Lidge, B	PHI
27	Franklin, R	STL
26	Capps, M	WSH
25	Rodriguez, F	NY

GAMES

92	Feliciano, P	NY
85	Moylan, P	ATL
82	Masset, N	CIN
80	Gregerson, L	SD
80	Marshall, S	CHI
79	Venters, J	ATL
79	Lyon, B	HOU
78	Clippard, T	WSH
77	Marmol, C	CHI
77	Lopez, J	SF

WINNING PERCENTAGE

.704	Jimenez, U	COL	(19-08)
.677	Halladay, R	PHI	(21-10)
.667	Gallardo, Y	MIL	(14-07)
.654	Hudson, T	ATL	(17-09)
.647	Johnson, J	FLA	(11-06)
.647	Zambrano, C	CHI	(11-06)
.645	Wainwright, A	STL	(20-11)
.640	Carpenter, C	STL	(16-09)
.636	Myers, B	HOU	(14-08)
.632	Cueto, J	CIN	(12-07)

HOME EARNED RUN AVERAGE

1.57	Johnson, J	FLA
1.74	Garcia, J	STL
1.78	Wainwright, A	STL
1.99	Dickey, R	NY
2.01	Myers, B	HOU
2.21	Halladay, R	PHI
2.48	Hudson, T	ATL
2.65	Sanchez, A	FLA
2.81	Carpenter, C	STL
2.82	Rodriguez, W	HOU

DAY EARNED RUN AVERAGE

1.89	Wainwright, A	STL
1.95	Oswalt, R	PHI
2.16	Jimenez, U	COL
2.17	Hudson, T	ATL
2.34	Sanchez, A	FLA
2.40	Latos, M	SD
2.56	Kershaw, C	LA
2.57	Johnson, J	FLA
2.73	Hernandez, L	WSH
2.81	Santana, J	NY

WINS

21	Halladay, R	PHI
20	Wainwright, A	STL
19	Jimenez, U	COL
17	Hudson, T	ATL
17	Arroyo, B	CIN
16	Lincecum, T	SF
16	Carpenter, C	STL
16	Lowe, D	ATL
15	Pelfrey, M	NY
15	Dempster, R	CHI

GAMES STARTED

35	Carpenter, C	STL
34	Hanson, T	ATL
34	Wolf, R	MIL
34	Hudson, T	ATL
34	Dempster, R	CHI
33	(16) PLAYERS TIED	

INNINGS PITCHED

250.2	Halladay, R	PHI
235.0	Carpenter, C	STL
230.1	Wainwright, A	STL
228.2	Hudson, T	ATL
228.2	Myers, B	HOU
223.1	Cain, M	SF
221.2	Jimenez, U	COL
215.2	Wolf, R	MIL
215.2	Arroyo, B	CIN
215.1	Dempster, R	CHI

SHUTOUTS

4	Halladay, R	PHI
2	Gallardo, Y	MIL
2	Cain, M	SF
2	Jimenez, U	COL
2	Wainwright, A	STL
2	Oswalt, R	PHI
2	Santana, J	NY
1	(20) PLAYERS TIED	

ROAD EARNED RUN AVERAGE

2.22	Oswalt, R	PHI
2.43	Kershaw, C	LA
2.63	Jimenez, U	COL
2.73	Halladay, R	PHI
2.78	Santana, J	NY
2.86	Sanchez, J	SF
2.90	Billingsle, C	LA
2.96	Hamels, C	PHI
3.08	Wainwright, A	STL
3.09	Dempster, R	CHI

NIGHT EARNED RUN AVERAGE

2.19	Johnson, J	FLA
2.25	Halladay, R	PHI
2.53	Dickey, R	NY
2.73	Lilly, T	LA
2.77	Garcia, J	STL
2.79	Sanchez, J	SF
2.83	Wainwright, A	STL
2.87	Hamels, C	PHI
2.98	Carpenter, C	STL
3.04	Kershaw, C	LA

WINNING STREAKS

9	Jimenez, U	COL	05/15 - 07/08
8	Zambrano, C	CHI	08/14 - 10/02
8	Silva, C	CHI	04/16 - 06/07
7	Axford, J	MIL	06/08 - 09/15
7	Oswalt, R	PHI	08/11 - 09/17

COMPLETE GAMES

9	Halladay, R	PHI
5	Wainwright, A	STL
4	Cain, M	SF
4	Jimenez, U	COL
4	Santana, J	NY
2	(10) PLAYERS TIED	

STRIKEOUTS

231	Lincecum, T	SF
219	Halladay, R	PHI
214	Jimenez, U	COL
213	Wainwright, A	STL
212	Kershaw, C	LA
211	Hamels, C	PHI
208	Dempster, R	CHI
205	Sanchez, J	SF
200	Gallardo, Y	MIL
193	Oswalt, R	PHI

OPP BATTING AVG AGAINST

.204	Sanchez, J	SF
.209	Jimenez, U	COL
.213	Oswalt, R	PHI
.214	Kershaw, C	LA
.217	Latos, M	SD
.221	Cain, M	SF
.224	Wainwright, A	STL
.228	Kennedy, I	ARI
.229	Hudson, T	ATL
.229	Johnson, J	FLA

2010 NATIONAL LEAGUE PITCHING LEADERS



HITS ALLOWED

231	Halladay, R	PHI
228	Maholm, P	PIT
227	Lopez, R	ARI
216	Hernandez, L	WSH
214	Carpenter, C	STL
213	Pelfrey, M	NY
213	Wolf, R	MIL
212	Duke, Z	PIT
212	Myers, B	HOU
209	Wells, R	CHI

LOSSES

16	Lopez, R	ARI
15	Maholm, P	PIT
15	Duke, Z	PIT
14	Wells, R	CHI
14	Zito, B	SF
13	Kuroda, H	LA
13	Bush, D	MIL
13	Oswalt, R	PHI
12	(10) PLAYERS	TIED
25	(02) PLAYERS	TIED

HOME RUNS ALLOWED

37	Lopez, R	ARI
32	Lilly, T	LA
29	Wolf, R	MIL
29	Arroyo, B	CIN
28	Bush, D	MIL
27	Blanton, J	PHI
26	Kennedy, I	ARI
26	Kendrick, K	PHI
26	Hamels, C	PHI
24	Carpenter, C	STL

FEWEST WALKS PER 9 INNINGS

1.1	Halladay, R	PHI
2.0	Lilly, T	LA
2.2	Dickey, R	NY
2.2	Wainwright, A	STL
2.2	Kuroda, H	LA
2.2	Blanton, J	PHI
2.3	Oswalt, R	PHI
2.4	Johnson, J	FLA
2.4	Hammel, J	COL

WILD PITCHES

16	Kennedy, I	ARI
16	Jimenez, U	COL
15	Sanchez, J	SF
14	Parra, M	MIL
13	Hammel, J	COL
13	Jackson, J, E	ARI
12	Kuroda, H	LA
11	Dickey, R	NY
10	Casilla, S	SF
9	(03) PLAYERS	TIED

HIT BATSMEN

14	Hanson, T	ATL
13	Carpenter, C	STL
10	Kennedy, I	ARI
10	Billingsle, C	LA
10	Dempster, R	CHI
9	(09) PLAYERS	TIED

EARNED RUNS

111	Lopez, R	ARI
105	Maholm, P	PIT
101	Duke, Z	PIT
100	Wolf, R	MIL
95	Kendrick, K	PHI
95	Hammel, J	COL
94	Blanton, J	PHI
93	Narveson, C	MIL
93	Arroyo, B	CIN
92	(03) PLAYERS	TIED

STRIKEOUTS PER 9 INNINGS

9.8	Lincecum, T	SF
9.7	Gallardo, Y	MIL
9.5	Sanchez, J	SF
9.3	Kershaw, C	LA
9.2	Latos, M	SD
9.1	Johnson, J	FLA
9.1	Hamels, C	PHI
8.7	Dempster, R	CHI
8.7	Jimenez, U	COL
8.3	Wainwright, A	STL

BALKS

3	Maya, Y	WSH
3	Hawksworth, B	STL
3	Duke, Z	PIT
2	(15) PLAYERS	TIED

WALKS

96	Sanchez, J	SF
92	Jimenez, U	COL
87	Wolf, R	MIL
87	Garland, J	SD
86	Dempster, R	CHI
84	Zito, B	SF
81	Kershaw, C	LA
78	Richard, C	SD
77	Norris, B	HOU
76	Lincecum, T	SF

RUNS ALLOWED

126	Lopez, R	ARI
119	Maholm, P	PIT
115	Duke, Z	PIT
110	Dempster, R	CHI
108	Bush, D	MIL
107	Wolf, R	MIL
104	Blanton, J	PHI
103	Kendrick, K	PHI
99	Carpenter, C	STL
97	(04) PLAYERS	TIED

OPP BATTING AVG AGAINST

.204	Sanchez, J	SF
.209	Jimenez, U	COL
.213	Oswalt, R	PHI
.214	Kershaw, C	LA
.217	Latos, M	SD
.221	Cain, M	SF
.224	Wainwright, A	STL
.228	Kennedy, I	ARI
.229	Hudson, T	ATL
.229	Johnson, J	FLA

GAMES FINISHED

70	Marmol, C	CHI
64	Cordero, F	CIN
64	Wagner, B	ATL
59	Wilson, B	SF
57	Bell, H	SD
51	Franklin, R	STL
50	Nunez, L	FLA
50	Dotel, O	COL
46	Broxton, J	LA
46	Rodriguez, F	NY

ANGELS IN ALL-STAR GAMES

Single Game Bests

Hits	3 - Garrett Anderson, 2006 Leon Wagner, 1962
Runs	2 - Rod Carew, 1983 Don Baylor, 1979
RBI	4 - Fred Lynn, 1983
HR	1 - 4 times; last, Vladimir Guerrero, 2006
SB	1 - Rod Carew; 1980
IP	3 - Dean Chance, 1964 Ken McBride, 1963
SO	4 - Chuck Finley, 1996

Career Bests (with Angels only)

Games	6 - Rod Carew ('79-'84) Jim Fregosi ('64 & '66-'70)
Starts	4 - Vladimir Guerrero ('04-'07) Rod Carew ('80-'81 & '83-'84)
Hits	5 - Rod Carew
RBI	5 - Fred Lynn
HR	1 - V. Guerrero (2006), G. Anderson (2003), F. Lynn (1983), L. Wagner (1962)
IP	4 - Nolan Ryan
SO	5 - Chuck Finley



WANTED

By Everyone.

Dangerously Entertaining. Wildly Unpredictable.



Dorothy Lucey Steve Edwards Jillian Reynolds

GOOD
DAY LA

Weekdays 7-10a

FOX 11

ANGELS RECORDS



Former Angels hurler, Nolan Ryan owns several franchise and Major League records.





ANGELS RECORDS

(Editor's Note: All Records Exclusive of 1981, 1994 & 1995 Seasons Unless Otherwise Noted)

CLUB GENERAL

SINGLE-SEASON GAMES WON-LOST

Most Games Played	163	1974 & 1969
Most Games Won	100	2008
Fewest Games Won	65	1980
Most Games Won, Home	54	2007 & 2002
Fewest Games Won, Home	30	1980
Most Games Won, Road	50	2008
Fewest Games Won, Road	24	1961
Best Record, Home	54-27	2007 & 2002
Best Record, Road	50-31	2008
Highest Won-Lost Pct.	.617 (100-62)	2008
Lowest Won-Lost Pct.	.406 (65-95)	1980
Most Games Lost	95	1980 & 1968
Most Games Lost, Home	51	1980
Fewest Games Lost, Home	27	2002
Most Games Lost, Road	55	1961
Most Shutouts Participated	44	1964
Most Shutouts Won	28	1964
Most Shutouts Won, Home	18	1964
Most Shutouts Won, Road	12	1989
Most Shutouts Lost	23	1971
Fewest Shutouts Lost	3	1982
Most Shutouts Lost, Home	11	1972 & 1971
Most Shutouts Lost, Road	15	1969
Most One-Run Games	63	1967 & 1964
Most One-Run Games Won	37	1967
Fewest One-Run Games Won	15	1974
Most One-Run Wins, Home	26	1967
Fewest One-Run Wins, Home	9	1995 & 1974
Most One-Run Wins, Road	19	2008
Fewest One-Run Wins, Road	5	1993, 1987 & 1961
Most One-Run Losses, Home	19	1983
Fewest One-Run Losses, Home	4	1996
Most One-Run Losses, Road	24	1965
Fewest One-Run Losses, Road	5	1995
Most Games Won vs. One Club	15	2010 (Seattle) 2005 (Texas) 1967 (Oakland) 2009 (Oakland) 1971 (Minnesota) 1962 (Boston)
Most Games Lost vs. One Club	8	2001 (Seattle) 2001 (Seattle) 1975 (Kansas City) 1965 (Chicago) 1961 (New York)
Most Games Lost vs. One Club, Home	9	1976
Most Games Lost vs. One Club, Road	9	1985
Most Extra-Inning Games Won	13	1983
Best Extra-Inning Record	11-3 (.786)	1964
Most Extra-Inning Games Lost	14	1971, 1968 & 1967
Most 1-0 Games Won	10	1962
Most 1-0 Games Lost	5	1970
Most Double-Headers Won	9	1965
Best Double-Header Record	4-1-3	1992 (July 16-30) 1979 (July 2-15)
Most Double-Headers Lost	12	2004 (May 3-9) 1988 (Sept. 13-25) 1963 (Aug. 2-18)
Most Games Won, Homestand	10	1980 (June 6-15) 1962 (June 15-July 4) 2002 (Sept. 3-8) 1979 (April 13-19)
Best Homestand Record	7-0	1961 (May 30-June 18) 1969 (May 16-25)
Most Games Lost, Homestand	11	1998 (June) 1988 (Sept.)
Worst Homestand Record	1-9	1980 (June 6-15) 1962 (June 15-July 4) 2002 (Sept. 3-8) 1979 (April 13-19)
Most Games Won, Road Trip	14	1961 (May 30-June 18) 1969 (May 16-25)
Best Road Trip Record	6-0	1998 (June) 1988 (Sept.)
Most Games Lost, Road Trip	18	2007
Worst Road Trip Record	0-10	1999
Best Month	22-6	2009
Worst Month	7-20	1974
Most Games Won vs. RHP	75	1996
Most Games Lost vs. RHP	75	1978
Most Games Won vs. LHP	37	1996
Most Games Lost vs. LHP	36	1978
Most Players Used	52	2000 & 1998
Fewest Players Used	32	
Most Pitchers Used	29	
Fewest Pitchers Used	13	
Most Times Using Disabled List	23	



SEASON

SINGLE-SEASON TEAM BATTING

Highest Average	.285	2009
Lowest Average	.227	1968
Highest Average with RISP	.297	2009
Highest Slugging Pct.	.472	2000
Lowest Slugging Pct.	.318	1976 & 1968
Most At-Bats	5,686	1996
Most Runs	883	2009
Fewest Runs	454	1972
Most Total Bases	2,659	2000
Most Hits	1,604	2009
Fewest Hits	1,209	1968
Most Players, 100-or-more hits	10	2009
Most Players, 50-or-more RBI	11	2009 (MLB Record)
Most One-Base Hits	1,132	2004
Most Two-Base Hits	333	2002
Most Three-Base Hits	54	1966
Most Home Runs	236	2000
Fewest Home Runs	55	1975
Most Grand Slams	8	1983 & 1979
Most Home Runs, Home:		
Angel Stadium of Anaheim	130	2000
Anaheim Stadium	104	1996
Chavez Ravine	50	1962
Wrigley Field	122	1961
Fewest Home Runs, Home	24	1976, 1975 & 1963
Most Home Runs, Road	106	2000
Fewest Home Runs, Road	31	1975
Most Extra-Base Hits	517	2002
Most Extra-Bases on Long Hits	1,085	2000
Most Runs Batted In	841	2009
Most Game-Winning RBI	85	1982
Most Pinch-Hits	58	1961
Fewest Pinch-Hits	12	2008
Most PH Home Runs	9	1987
Most PH RBI	38	1973
Highest PH Average	.338	1982
Most Hits, DH	196	1979
Fewest Hits, DH	121	2001
Most Home Runs, DH	37	1979
Fewest Home Runs, DH	8	2001
Most RBI, DH	134	1979
Fewest RBI, DH	56	2001
Highest Average, DH	.318	1979
Most Strikeouts	1,080	1968
Fewest Strikeouts	682	1978
Most Stolen Bases	220	1975
Most Caught Stealing	108	1975
Most Sacrifice Hits	114	1982
Most Sacrifice Flies	65	2007
Most Base on Balls	681	1961
Fewest Base on Balls	416	1992
Most Hit by Pitcher	77	2001
Most Grounded into Double Plays	148	1996
Fewest Grounded into Double Plays	98	1975
Most Left on Base	1,209	1996
Fewest Left on Base	975	1992



ANGELS RECORDS

SEASON

CLUB FIELDING

Highest Percentage	.986	2009, 2005 & 2002
Lowest Percentage	.969	1961
Most Putouts	4,443	1971
Fewest Putouts	4,133	1972
Most Assists	2,077	1983
Fewest Assists	1,517	2003
Most Total Chances	6,653	1983
Fewest Chances	5,740	1972
Most Errors	192	1961
Fewest Errors	85	2009
Most Errorless Games	96	2008 & 2005
Most Double Plays	202	1985
Fewest Double Plays	126	2004
Most Passed Balls	30	1969
Fewest Passed Balls	4	1984 & 1982

CLUB PITCHING

Lowest ERA	2.91	1964
Highest ERA	5.30	1996
Most Complete Games	72	1973
Fewest Complete Games	2	2004
Most Innings Pitched	1,481	1971
Fewest Innings Pitched	1,377	1972
Most Hits	1,636	1983
Fewest Hits	1,109	1972
Most Runs	943	1996
Fewest Runs	533	1972
Most Earned Runs	847	1996
Fewest Earned Runs	469	1972 & 1964
Most Base on Balls	713	1961
Fewest Base on Balls	443	2005
Most Strikeouts	1,164	2004
Fewest Strikeouts	668	1983
Most Saves	66	2008
Fewest Saves	12	1974
Most Shutouts	28	1964
Fewest Shutouts	1	2001
Most Home Runs	228	2000
Fewest Home Runs	90	1972
Most Grand Slams	10	2003
Most Hit Batsmen	84	1996
Most Wild Pitches	85	2006
Most Balks	37	1988
Most Starting Pitchers Used	17	1967
Fewest Starting Pitchers Used	6	2004
Most Starters, 10-or-more wins	5	2008
Most Pitchers, 10-or-more wins	6	2008

MOST HOME RUNS IN A MONTH BY AN ANGELS PLAYER

MONTH	PLAYER	HR	YEAR
April	Brian Downing	9	1987
May	Mo Vaughn	13	2000
June	Tim Salmon	13	1996
July	Juan Rivera	11	2006
	Don Baylor	11	1979
August	Bobby Bonds	12	1977
September/Oct.	Mo Vaughn	11	1999
	Vladimir Guerrero	11	2004

MOST RBI IN A MONTH BY AN ANGELS PLAYER

MONTH	PLAYER	RBI	YEAR
April	Don Baylor	28	1979
May	Mo Vaughn	28	1999
June	Vladimir Guerrero	30	2004
July	Jim Edmonds	34	1995
	Don Baylor	34	1979
August	Kendry Morales	33	2009
September	Garret Anderson	27	2000
	Mo Vaughn	27	1999
	Don Baylor	27	1978
	Bob Oliver	27	1973
	Frank Robinson	27	1973
September/Oct.	Mo Vaughn	29	1999



ANGELS RECORDS



SEASON

INDIVIDUAL BATTING

Highest Average		
Right-Handed	.337	2004 (Vladimir Guerrero)
Left-Handed	.355	2000 (Darin Erstad)
Switch-Hitter	.330	2007 (Chone Figgins)
Most Games	162	1979 (Don Baylor)
		1971 & 1970 (Sandy Alomar)
		1966 (Jim Fregosi)
		1964 (Bobby Knoop)
Most At-Bats	689	1971 (Sandy Alomar)
Most Runs	124	2004 (Vladimir Guerrero)
Most Hits		
Right-Handed	206	2004 (Vladimir Guerrero)
Left-Handed	240	2000 (Darin Erstad)
Switch Hitter	186	2005 (Chone Figgins)
Most One-Base Hits		
Right-Handed	156	1970 (Alex Johnson)
Left-Handed	170	2000 (Darin Erstad)
Switch Hitter	148	1971 (Sandy Alomar)
Most Two-Base Hits		
Right-Handed	45	2007 (Vladimir Guerrero)
		2006 (Orlando Cabrera)
Left-Handed	56	2002 (Garret Anderson)
Switch Hitter	43	2009 (Kendry Morales)
Most Three-Base Hits		
Right-Handed	13	1968 (Jim Fregosi)
Left-Handed	13	1975 (Mickey Rivers)
Switch Hitter	17	2004 (Chone Figgins)
Most Home Runs		
Right-Handed	47	2000 (Troy Glaus)
Left-Handed	39	1982 (Reggie Jackson)
Switch Hitter	34	2009 (Kendry Morales)
Most Home Runs, Home		
Angel Stadium	24	2000 (Troy Glaus)
Anaheim Stadium	23	1993 (Tim Salmon)
Chavez Ravine	13	1962 (Leon Wagner)
Wrigley Field	19	1961 (Leon Wagner)
Most Home Runs		
Road	24	1963 & 1962 (Leon Wagner)
Month	13	2000 (May - Mo Vaughn)
		1996 (June - Tim Salmon)
Most Grand Slams	3	2002 (David Eckstein)
		1979 & 1978 (Joe Rudi)
Most Home Runs		
Leadoff Batter	7	1987 (Brian Downing)
Most Extra-Base Hits	88	2002 (Garret Anderson)
Most Extra-Bases on Long Hits	180	2000 (Troy Glaus)
Most RBI		
Right-Handed	139	1979 (Don Baylor)
Left-Handed	123	2002 & 2001 (Garret Anderson)
Switch Hitter	112	1993 (Chili Davis)
Month	34	1979 (July - Don Baylor)
		1995 (July - Jim Edmonds)
Most Game-Winning RBI	21	1982 (Don Baylor)
Most Total Bases		
Right-Handed	366	2004 (Vladimir Guerrero)
Left-Handed	366	2000 (Darin Erstad)
Switch Hitter	322	2009 (Kendry Morales)
Highest Slugging Pct.	.604	2000 (Troy Glaus)
Highest Pinch-Hit Average (20+ AB)	.435	1964 (Willie Smith - 10/23)
Most At-Bats Pinch-Hitter	56	1973 (Winston Llenas)
Most Hits, PH	16	1973 (Winston Llenas)
Most Home Runs, PH	4	1996 (Jack Howell)
Most RBI, PH	18	1973 (Winston Llenas)





ANGELS RECORDS

SEASON

INDIVIDUAL BATTING CONTINUED

Highest Designated Hitter Average★	.349	1979 (Don Baylor)
Most At-Bats, DH	608	1982 (Don Baylor)
Most Hits, DH	160	1982 (Don Baylor)
Most Home Runs, DH	28	1996 (Chili Davis)
Most RBI, DH	112	1993 (Chili Davis)
Most Strikeouts	181	2000 (Mo Vaughn)
Most Stolen Bases	70	1975 (Mickey Rivers)
Most Caught Stealing	24	1993 (Chad Curtis & Luis Polonia)
Most Base on Balls	113	1995 (Tony Phillips)
Most Intentional Base on Balls	28	2007 (Vladimir Guerrero)
Most Sacrifice Hits	26	1982 (Tim Lincecum)
Most Sacrifice Flies	13	1979 (Dan Ford)
Most Hit by Pitch	27	2002 (David Eckstein)
Most Grounded Into Double Plays	27	2008 (Vladimir Guerrero)

★Based on 250-or-more At-Bats

INDIVIDUAL PITCHING

Lowest ERA

Starter (in starts only)	1.57	1964 (Dean Chance)
Reliever (in relief outings only)	1.31	1964 (Bob Lee)
RHP	22	1974 (Nolan Ryan)
LHP	22	1970 (Clyde Wright)
Road	13	2002 (Jarrod Washburn)
Reliever	12	1967 (Minnie Rojas)
		1966 (Jack Sanford)

Most Games Lost

RHP	19	1991 (Kirk McCaskill)
LHP	19	1974 (Frank Tanana)
		1973 (Clyde Wright)
		1967 (George Brunet)

Most Games	78	2005 (Scott Shields)
Most Games Started	41	1974 (Nolan Ryan)
Most Complete Games	26	1974 & 1973 (Nolan Ryan)
Most Saves, RHP	62 (MLB Record)	2008 (Francisco Rodriguez)
Most Saves, LHP	48	2009 (Brian Fuentes)
Most Saves, Month	12	2008 (July - Francisco Rodriguez)
		2006 (Aug. - Francisco Rodriguez)
		2005 (Sept. - Francisco Rodriguez)
		1991 (Sept. - Bryan Harvey)

Best Save Pct.	.929 (39/42)	2001 (Troy Percival)
Most Shutouts	11	1964 (Dean Chance)
Most Innings	332.2	1974 (Nolan Ryan)
Most Hits	287	1983 (Tommy John)
Fewest Hits★	160	1971 (Rudy May)
Most Runs	130	1988 (Mike Witt)
Fewest Runs★	56	1964 (Dean Chance)
Most Earned Runs	118	1996 (Jim Abbott)
Fewest Earned Runs★	51	1964 (Dean Chance)
Most Base on Balls	204	1977 (Nolan Ryan)
Fewest Base on Balls★	28	2005 (Paul Byrd)
Most Strikeouts	383	1973 (Nolan Ryan)
Fewest Strikeouts★	65	1973 (Clyde Wright)
Most Games, 10-or-more Strikeouts	23	1973 (Nolan Ryan)
Most Home Runs	40	2002 (Ramon Ortiz)
		1996 (Shawn Boskie)
		1969 (Tom Murphy)

Most Hit Batsmen	21	1977 (Nolan Ryan)
Most Wild Pitches		
Starter	21	1977 (Nolan Ryan)
Reliever	13	2004 (Kevin Gregg)
Most 1-0 Victories	6	1964 (Dean Chance)
Most Games Finished	63	1991 (Bryan Harvey)
Highest Won-Lost Percentage★	.773 (17-5)	1989 (Bert Blyleven)

★Based on 200-or-more Innings Pitched



ANGELS RECORDS



GAME

CLUB GENERAL

Players Used, Game	1986 (Sept. 10 at Cleveland)
Longest Game Time, Home (9 inn.)	2007 (Aug. 8 vs. Boston)
Longest Game Time, Road (9 inn.)	2000 (Sept. 30 vs. Seattle)
Shortest Game Time, Home (9 inn.)	1998 (Aug. 25 at New York)
Shortest Game Time, Road (9 inn.)	1972 (May 6 vs. Milwaukee)
Longest Game Time, Extra-Innings, Home	1968 (April 10 at New York)
Longest Game Time, Extra-Innings, Road	1982 (April 13 vs. Seattle; 20 inn.)
Longest Game, Innings, Home	1990 (July 6 at Milwaukee; 16 inn.)
Longest Game, Innings, Road	1982 (April 13 vs. Seattle)
Most Left On Base (9 inn.)	1971 (July 9 at Oakland)
Most Left On Base, Extra-Innings	1986 (Aug. 15 at Minnesota)
Most Double Plays Turned by Angels	1982 (Sept. 18 at Toronto)
	1968 (Aug. 21 vs. Baltimore - 15 inn.)
	1998 (May 12 at Chicago)
	1975 (Aug. 8 vs. New York)
	1966 (May 1 at Boston)
	1963 (Aug. 23 at Washington)
	1979 (Aug. 25 at Toronto)
	2002 (May 10 vs. Chicago)
	1996 (June 27 vs. Oakland)
	1993 (June 17 vs. Texas)
	2009 (May 31 vs. Seattle; 9-8 win)
	1996 (July 15 at Texas; 10-7 win)
	1994 (April 15 vs. Toronto; 14-13 win, 10 inn.)
	1986 (Aug. 29 vs. Detroit; 13-12 win)
	1997 (July 31 vs. Chicago; 14-12 loss)
	2000 (Sept. 30 vs. Seattle)
	1975 (June 27 vs. Oakland)
	1963 (April 16 at Minn. - 13 inn.)

CLUB BATTING

Most Runs	1979 (Aug. 25 at Toronto)
Most Runs, Home	2004 (Aug. 25 vs. Kansas City)
Most Runs, Inning	1997 (May 12 vs. Chicago - 7th inn.)
	1978 (Sept. 14 at Texas - 9th inn.)
Most Runs, Extra Inning (single inning)	2009 (Aug. 16 at Baltimore, 13th inn.)
Most Hits	1980 (June 20 at Boston)
	1979 (Aug. 25 at Toronto)
Most Hits, Inning	1997 (May 12 vs. Chicago - 7th inn.)
	1966 (April 30 at Boston - 8th inn.)
Most Total Bases	1980 (June 20 at Boston)
Most Total Bases, Inning	1966 (April 30 at Boston - 8th inn.)
Most One-Base Hits	1967 (Aug. 23 at Cleveland)
Most Two-Base Hits	1999 (April 12 at Texas)
Most Three-Base Hits	2000 (Sept. 3 at Chicago)
Most Home Runs	2003 (June 4 at Montreal - Puerto Rico)
Most Home Runs, Inning	2000 (May 28 at Kansas City - 5th inn.)
Most Home Runs, Both Clubs	1994 (July 1 at Baltimore; Cal - 5, Bal. - 6)
Most Walks, 9 innings	2000 (Sept. 23 at Texas)
Most Walks, Extra-Innings	1976 (May 8 vs. Cleveland - 13 inn.)
Most Strikeouts	2003 (June 5 at Montreal - Puerto Rico, 14 inn.)
	1978 (June 17 at New York - Ron Guidry)
	1981 (Aug. 25 vs. Boston)
	1997 (June 28 at Seattle, 7th inn.)
	1966 (Sept. 3 vs. Washington)
	1992 (May 3 at Cle.) & 1975 (May 1 at K.C.)
	1980 (June 20 at Boston)
	1979 (Aug. 25 at Toronto)
	1968 (Sept. 4 vs. Cleveland)



GAME

CLUB PITCHING

Most Runs Allowed	21	2000 (Sept. 30 vs. Seattle)
Most Runs Allowed, Home	21	2000 (Sept. 30 vs. Seattle)
Most Runs Allowed, Road	20	1990 (July 8 at Milwaukee)
Most Runs Allowed, Inning	13	1996 (July 5 at Oakland-1st inn.) 1990 (July 8 at Milwaukee-5th inn.)
Most Hits Allowed	26	1980 (Aug. 28 at Baltimore)
Most Hits Allowed, Inning	10	1990 (July 8 at Milwaukee-5th inn.)
Most Two-Base Hits Allowed	8	1994 (Aug. 9 vs. Kansas City) 1980 (Aug. 28 at Baltimore)
Most Home Runs Allowed	8	2005 (June 30 at Texas) 1996 (June 27 vs. Oakland)
Most Home Runs Allowed, Inning	4	2000 (May 26 at Kansas City-6th inn.) 1995 (Sept. 5 at Baltimore-2nd inn.) 1963 (July 31 at Cleveland-3rd inn.)
Most Base on Balls Allowed, 9 Innings	12	2000 (Sept. 30 vs. Seattle) 2000 (May 7 at Seattle) 1996 (June 27 vs. Oakland) 1996 (May 27 vs. New York)
Most Base on Balls Allowed, Extra-Innings	13	1979 (Aug. 5 at Minnesota - 2nd game) 1994 (Aug. 6 vs. Chicago, 10 inn.) 1992 (July 12 at Detroit, 10 inn.)
Most Strikeouts, 9 Innings	19	1974 (Aug. 12 vs. Boston)
Most Strikeouts, Extra-Innings	26	2004 (June 8 vs. Milwaukee, 17 inn.)
Most Hit Batsmen	4 (last time)	1999 (June 13 vs. Arizona, 13 inn.) 1999 (May 22 at Tampa Bay)
Most Wild Pitches	6	1991 (April 13 at Minnesota)
Most Pitchers Used, 9 Innings	8	1986 (Sept. 10 at Cleveland)
Most Pitchers Used, Extra-Innings	9	1995 (Sept. 10 vs. Minnesota - 10 inn.) 1963 (April 16 at Minnesota - 13 inn.)

INDIVIDUAL BATTING

Most At-Bats (9 inn.)	8	Chone Figgins, Darin Erstad	2005 (July 28 at Toronto)
Most Runs	5	Johnny Ray, Wally Joyner, Dave Winfield	1990 (July 6 at Milwaukee)
Most Hits	6	Tim Salmon	1998 (April 12 at Cleveland)
Most Hits, Inning	2	Chone Figgins	2007 (June 18 vs. Houston-9 inn.)
Most Hits, Extra-Innings	6	Garret Anderson	1996 (Sept. 27 at Texas-15 inn.)
Most Two-Base Hits	3	Several times; last time - Mike Napoli	2010 (Aug. 4 at Bal. - 7th inn.)
Most Three-Base Hits	2	Garret Anderson	1996 (Sept. 27 at Texas)
Most Home Runs, Game	3	(last time - Chone Figgins)	2009 (Aug. 16 at Bal.)
		(last time - Erick Aybar)	2009 (Sept. 6 at KC)
		Torii Hunter	2009 (June 13 vs. San Diego)
		Garret Anderson	2003 (June 4 at Montreal - Puerto Rico)
		Troy Glaus	2002 (Sept. 15 vs. Texas)
		Dave Winfield	1991 (April 13 at Minnesota)
		Wally Joyner	1987 (Oct. 3 vs. Cleveland)
		Reggie Jackson	1986 (Sept. 18 vs. Kansas City)
		Doug DeCinces	1982 (Aug. 8 at Seattle) 1982 (Aug. 3 vs. Minnesota)
		Fred Patek	1980 (June 20 at Boston)
		Carney Lansford	1979 (Sept. 1 at Cleveland)
		Lee Stanton	1973 (July 10 at Baltimore)
		Lee Thomas	1961 (Sept. 5 at Kansas City)
Most Extra-Base Hits	4	(8 times; last time - Kendry Morales)	2009 (August 28 vs. Oakland)
Most Total Bases	15	Dave Winfield	1991 (April 13 at Minnesota)
Most RBI	10	Garret Anderson	2007 (Aug. 21 vs. New York-AL)
Most Base on Balls	4	(last time - Bobby Abreu)	2009 (May 10 vs. Kansas City)
Most Base on Balls, Extra Innings	5	Albie Pearson	1963 (April 24 at Detroit-14 inn.) 1961 (June 25 vs. Baltimore-15 inn.)
Most Strikeouts	4	(last time - Jeff Mathis)	2010 (June 27 vs. Colorado)
Most Strikeouts, Extra-Innings	6	(last time - Billy Cowan)	1971 (July 9 at Oakland)
Most Stolen Bases	4	Chad Curtis	1993 (April 17 at Baltimore)
		Luis Polonia	1992 (June 10 at Chicago)
		Devon White	1989 (Sept. 9 vs. Boston)
Most Caught Stealing	3	Luis Polonia	1993 (May 24 at Seattle)
Players Hitting for Cycle		Chone Figgins	2006 (Sept. 16 at Texas)
		Jeff DaVanon	2004 (Aug. 25 vs. Kansas City)
		Dave Winfield	1991 (June 24 at Kansas City)
		Dan Ford	1979 (Aug. 10 vs. Seattle)
		Jim Fogosi	1968 (May 20 vs. Boston) 1964 (July 28 vs. New York)

ANGELS RECORDS



GAME

5-for-5 Game

Kendry Morales	2009 (August 28 vs. Oakland)
Casey Kotchman	2008 (July 23 vs. Cleveland)
Chone Figgins	2007 (June 18 vs. Houston - 6-for-6)
David Eckstein	2004 (June 2 vs. Boston)
Darin Erstad	2002 (Aug. 27 vs. Tampa Bay)
Tim Salmon	2002 (July 19 vs. Seattle)
Mo Vaughn	2000 (May 24 at Minnesota)
Gary DiSarcina	1998 (Sept. 24 at Oakland)
	1998 (June 13 at Texas)
Darin Erstad	1998 (June 9 at Arizona)
Rex Hudler	1996 (May 26 vs. Boston)
Tony Phillips	1995 (June 14 vs. Minnesota)
Chili Davis	1995 (May 10 vs. Texas)
Chris Turner	1994 (July 5 at Boston)
Tim Salmon	1994 (May 13 at Seattle)
Dave Winfield	1991 (June 24 at Kansas City)
Dave Gallagher	1991 (May 19 at Baltimore)
Bob Boone	1988 (June 17 at Kansas City)
Juan Beniquez	1984 (May 29 vs. New York)
Rod Carew	1981 (Aug. 21 vs. Cleveland)
Rick Burleson	1981 (June 3 at Toronto)
Dickie Thon	1980 (May 28 vs. Texas)
Brian Downing	1979 (April 15 at Oakland)
Mario Guerrero	1977 (June 14 at Minnesota)
Richie Scheinblum	1973 (July 28 at Kansas City)
Tom Satriano	1968 (Aug. 11 at Baltimore)
Lee Thomas	1961 (Sept. 5 at Kansas City)

INDIVIDUAL PITCHING

Perfect Game
No-Hitters, Angels

Mike Witt	1984 (Sept. 30 at Texas)
Jered Weaver, Jose Arredondo (unofficial)	2008 (June 28 at LAD, 8 IP)
Mark Langston, Mike Witt	1990 (April 11 vs. Seattle)
Mike Witt	1984 (Sept. 30 at Texas - Perfect Game)
Nolan Ryan	1975 (June 1 vs. Baltimore)

No-Hitters, Opponents

	1974 (Sept. 28 vs. Minnesota)
	1973 (July 15 at Detroit)
	1973 (May 15 at Kansas City)
Clyde Wright	1970 (July 3 vs. Oakland)
Bo Belinsky	1962 (May 5 vs. Baltimore)
Eric Milton	1999 (Sept. 11 at Minnesota)
Kenny Rogers	1994 (July 28 at Texas - Perfect Game)
Joe Cowley	1986 (Sept. 19 vs. Chicago)
Bert Blyleven	1977 (Sept. 22 vs. Cleveland)
Dennis Eckersley	1977 (May 30 at Cleveland)
Vida Blue	1975 (Sept. 28 at Oakland)

One-Hitters, Angels16
One-Hitters, Opponents17
Most Earned Runs Allowed13
Most Hits Allowed15

Glenn Abbott	
Paul Lindblad	
Rollie Fingers	
Earl Wilson	1962 (June 26 at Boston)
(last time - John Lackey)	2006 (July 7 at Oakland)
(last time - Steve Trachsel)	2003 (June 15 vs. New York-NL)
Scott Kazmir	2010 (July 10 at Oakland)
John Lackey	2008 (July 10 at Texas - 5.2 IP)
Paul Hartzell	1976 (Sept. 9 at Kansas City - 8.2 IP)

Most Home Runs Allowed5
Most Base on Balls, 9 Innings10

Willie Fraser	1988 (Aug. 16 at New York)
Andy Hassler	1974 (Sept. 4 at Oakland)
Nolan Ryan	1974 (April 5 at Chicago)
Rudy May	1973 (Sept. 17 at Oakland - 12.2 IP)
Nolan Ryan	1974 (Aug. 12 vs. Boston)

Most Base on Balls, Extra-Innings11
Most Strikeouts, 9 Innings19
Most Strikeouts, Extra-Innings19

	1977 (June 8 vs. Toronto - 10 IP)
	1974 (Aug. 20 vs. Detroit - 11 IP)
	1974 (June 14 vs. Boston - 13 IP)
Chuck Finley	1999 (Aug. 15 vs. Detroit, 1st inn.)
	1999 (May 12 at New York, 3rd inn.)
Ryne Duren	1961 (May 18 vs. Chicago, 7th inn.)

Most Hit Batsmen4
Striking out the Side, 9 Pitches

Scott Schoeneweis	2001 (June 7 vs. Oakland)
Omar Olivares	1999 (June 13 vs. Arizona)
Steve Sparks	1999 (May 22 at Tampa Bay)
Ken McBride	1964 (April 23 vs. Cleveland)
Nolan Ryan	1972 (July 9 vs. Boston - 2nd inn.)





ANGELS RECORDS

CONSECUTIVE

CLUB GENERAL

Games Won	11	1964 (June 16-26)
Games Won, Home	12	1967 (July 4-Aug. 4)
Games Won, Road	11	1988 (July 6-Aug. 2)
Games Won Vs. One Club	14	vs. Detroit (May 8, 2002-Aug. 23, 2003)
Games Won vs. One Club, Home	9	1967 (Kansas City)
Games Won vs. One Club, Road	9	1965 (Kansas City - 3) 1964 (Kansas City - 6)
Double-Headers Won	5	1964 (July 12-26)
Come-From-Behind Wins	7	1996 (June 9-15)
Games Lost	13	1988-89 (Sept. 19-April 4)
Games Lost, Home	15	1974 (June 30-July 28)
Games Lost, Road	14	1969 (April 29-June 8)
Games Lost vs. One Club, Home	13	1975 (Cleveland - 6) 1974 (Cleveland - 6) 1973 (Cleveland - 1)
Games Lost vs. One Club, Road	12	1966 (Chicago - 1) 1965 (Chicago - 9) 1964 (Chicago - 2)
Errorless Games	14	(124 innings) 2006 (April 22-May 6) (125 innings) 2005 (June 20-July 4) (141 innings) 1991 (June 14-28)
Games Making Double Plays	18	1963 (Aug. 13-Sept. 1 - 38 DP)

CLUB BATTING

Hits, Game	7	2009 (June 12 vs. San Diego - 4th inn.) 2002 (Aug. 31 vs. Baltimore - 2nd inn.) 1998 (July 29 vs. New York - 4th inn.) 1988 (Aug. 27 vs. New York - 2nd inn.) 1979 (May 13 at New York - 9th inn.)
Home Runs	18	July 26-Aug. 13, 1982 (30 Total)
Doubles	28	July 26-Aug. 24, 1990 (43 Total)
Consecutive Home Runs	3	Kendry Morales, Mike Napoli, Brandon Wood 2008 (Sept. 18 at Oakland) Vladimir Guerrero, Jose Guillen, Jeff DaVanon 2004 (May 24 at Toronto) Troy Glaus, Darin Erstad, Garret Anderson 2001 (July 26 vs. Tampa Bay) Garret Anderson, Troy Glaus, Scott Spiezio 2000 (June 24 vs. Minnesota) Mo Vaughn, Tim Salmon, Garret Anderson 2000 (May 28 at Kansas City) Reggie Jackson, Bobby Grich, Brian Downing 1984 (April 24 at Boston) Bobby Bonds, Don Baylor, Ron Jackson 1977 (May 11 vs. Baltimore) Lee Thomas, Leon Wagner, Bob Rodgers 1962 (Aug. 28 vs. Kansas City)
Stolen Bases	18	1991 (May 30-June 22)

CLUB PITCHING

Complete Games	7	1972 (Sept. 21-27)
Shutouts	3	1974 (Sept. 28-Oct. 1) 1965 (July 9-11)
Shutout Innings Pitched	32.2	1974 (Sept. 28-Oct. 2)
Games With Save	6	2005 (Sept. 17-23) 1996 (June 10-15)
Innings, No Home Runs	84	1967 (June 17-27)
Games Allowing a Home Run	17	1994 (July 5-24; 28 total)
Games Allowing a Home Run (Starters)	16	1994 (July 5-23; 23 total)

INDIVIDUAL BATTING

Games Played	648	Sandy Alomar . . . May 16, 1969-May 21, 1973
Games Hitting Safely	28	Garret Anderson . . . 1998 (June 28-July 31)
Games Reaching Base Safely	63	Orlando Cabrera . . . 2006 (April 25-July 6)
Hits	9	Bengie Molina . . . 2001 (Aug. 20-23)
Times on Base Safely	12	Bobby Grich . . . 1984 (Sept. 14-17)
Games with Home Runs	5	Bobby Bonds . . . 1977 (Aug. 2-7)
Games with RBI	12	Garret Anderson . . . 2007 (Aug. 26-Sept. 7)
Games with One-or-More Runs	13	Jim Edmonds . . . 1995 (July 9-24)
Stolen Bases	22	Gary Pettis . . . 1985 (April 9-May 29)



ANGELS RECORDS



CONSECUTIVE

INDIVIDUAL PITCHING

Games Won	14	Chuck Finley	1997-98 (July 1-May 2)
Games Won, Season	12	Jarrod Washburn	2002 (April 19-July 21)
Games Won, Start of Season	9	Jered Weaver (12 starts)	2006 (May 27-Aug. 18)
Games Won, Reliever	9	Brendan Donnelly	2005-06 (Aug. 12, 2005-Oct. 1, 2006)
Complete Games Won	7	Nolan Ryan	1973 (Aug. 29-Sept. 27)
Games Lost	17	Andy Hassler	May 4, 1975-July 2, 1976
Games Appeared	7	Clyde Wright	1969 (Aug. 1-9)
Complete Games	14	Frank Tanana	1977 (April 29-July 3)
Shutouts	3	Nolan Ryan	Sept. 29, 1976-April 7, 1977
		Nolan Ryan	Aug. 22-31, 1972
		Jim McGlothlin	May 28-June 7, 1967
		Dean Chance	July 11-19, 1964
Shutout Innings	36	Jim McGlothlin	1967
Innings, No Home Runs	105.2	Greg Minton	June 18, 1988-June 10, 1989
Strikeouts	8	Nolan Ryan	1973 (Aug. 7 at Milwaukee) 1972 (July 9 vs. Boston)
Strikeouts, Two Consecutive Games	32	Nolan Ryan	1974 (Aug. 7 vs. Chicago- 13 & Aug. 12 vs. Boston -19)
Strikeouts, Three Consecutive Games	47	Nolan Ryan	1974 (Aug. 12 vs. Boston -19, Aug. 16 vs. Milwaukee - 9 & Aug. 20 vs. Detroit - 19)
Saves	25	Francisco Rodriguez	2008 (April 14-June 11)

ROOKIE SEASON

INDIVIDUAL BATTING

Highest Average293	2007 (Reggie Willits)
Highest On-Base Percentage391	2007 (Reggie Willits)
Most Games	162	1964 (Bobby Knoop)
Most At-Bats	639	1987 (Devon White)
Most Runs	103	1987 (Devon White)
Most Hits	172	1986 (Wally Joyner)
Most Extra-Base Hits	67	1993 (Tim Salmon)
Most Two-Base Hits	35	1993 (Tim Salmon)
Most Three-Base Hits	11	2000 (Adam Kennedy)
Most Consecutive Games with One-or-More Home Runs	4 (5 total)	1993 (Tim Salmon; Aug. 16-19)
Most Total Bases	283	1987 (Devon White)
Most Runs Batted In	100	1986 (Wally Joyner)
Most Game-Winning RBI	14	1986 (Wally Joyner)
Most Stolen Bases	48	1984 (Gary Pettis)
Longest Hitting Streak	21	2004 (Robb Quinlan)
Most Sacrifice Hits	16	2001 (David Eckstein)
Most Sacrifice Flies	12	1986 (Wally Joyner)
Most Hit by Pitch	21	2001 (David Eckstein)
Most Base on Balls	82	1993 (Tim Salmon)
Most Strikeouts	135	1993 (Tim Salmon) 1987 (Devon White)

LONGEST HITTING STREAKS IN ANGELS HISTORY

28 - Garret Anderson (1998)	21 - Darin Erstad (2005)	19 - Rod Carew (1982)
25 - Rod Carew (1982)	Robb Quinlan (2004)	18 - David Eckstein (2004)
23 - Garret Anderson (2008)	Randy Velarde (1996)	Chad Curtis (1993)
Jim Edmonds (1995)	Bobby Grich (1981)	Fred Lynn (1982)
22 - Sandy Alomar (1970)	20 - Kendry Morales (2009)	Rod Carew (1980)
	Vladimir Guerrero (2006)	Sandy Alomar (1971)
	Tim Salmon (2003)	Bob Rodgers (1964)
	Bobby Grich (1979)	





ANGELS RECORDS

ROOKIE SEASON

STARTERS (BASED ON 200-OR-MORE INNINGS PITCHED)

Lowest ERA	.293	1965 (Marcelino Lopez)
Most Games Won	14	1974 (Frank Tanana) 1965 (Marcelino Lopez) 1962 (Dean Chance)
Consecutive Wins to Start Career	9	2006 (Jered Weaver)
Most Games Lost	19	1974 (Frank Tanana)
Fewest Games Lost	10	1987 (Willie Fraser) 1962 (Dean Chance)
Most Games★	39	1974 (Frank Tanana)
Most Starts	36	1961 (Ken McBride)
Most Complete Games	12	1974 (Frank Tanana)
Most Innings Pitched	268.2	1974 (Frank Tanana)
Most Hits Allowed	262	1974 (Frank Tanana)
Fewest Hits Allowed	185	1965 (Marcelino Lopez)
Most Runs Allowed	113	1961 (Ken McBride)
Fewest Runs Allowed	79	1965 (Marcelino Lopez)
Most Earned Runs	97	1961 (Ken McBride)
Fewest Earned Runs	68	1962 (Dean Chance)
Most Base on Balls	122	1962 (Bo Belinsky)
Fewest Base on Balls	61	1984 (Ron Romanick)
Most Strikeouts	180	1974 (Frank Tanana) 1961 (Ken McBride)
Most Shutouts	4	1974 (Frank Tanana)
No-Hitter	Bo Belinsky	1962 (May 5 vs. Baltimore)

★Tanana's total includes four relief appearances.

RELIEVERS (BASED ON 40-OR-MORE GAMES)

Lowest ERA	1.33	1964 (Bob Lee)
Most Games Won	11	1979 (Mark Clear)
Most Games★	69	1967 (Bill Kelso)
Most Saves	22	1969 (Ken Tatum)
Most Innings Pitched	114	1987 (DeWayne Buice)
Most Hits Allowed	87	1987 (DeWayne Buice) 1979 (Mark Clear)
Fewest Hits Allowed	32	2002 (Brendan Donnelly)
Most Runs Allowed	48	1979 (Mark Clear)
Fewest Runs Allowed	11	2008 (Jose Arredondo)
Most Earned Runs	44	1979 (Mark Clear)
Fewest Earned Runs	12	2002 (Brendan Donnelly)
Most Base on Balls	68	1979 (Mark Clear)
Fewest Base on Balls	19	2002 (Brendan Donnelly)
Most Strikeouts	109	1987 (DeWayne Buice)
Most Home Runs Allowed	12	2003 (Francisco Rodriguez) 1987 (DeWayne Buice)

★Kelso's total includes one start

BEST ANGELS CAREER EARNED RUN AVERAGES (90 OR MORE GAMES STARTED)

	NAME	ERA	GS	INN	ER
1	Chance, Dean, Cal.	2.86	168	1131.1	360
2	Messersmith, Andy, Cal.	2.94	123	882.2	288
3	Ryan, Nolan, Cal.	3.05	288	2177.1	739
4	Tanana, Frank, Cal.	3.08	218	1599.0	548
5	Brunet, George, Cal.	3.11	157	990.0	342
6	Wright, Clyde, Cal.	3.27	189	1275.1	463
7	McGlothlin, Jim, Cal.	3.29	110	658.2	241
8	Newman, Fred, Cal.	3.44	93	586.0	224
9	Weaver, Jered, LAA	3.55	144	896.0	353
10	Zahn, Geoff, Cal.	3.65	121	829.0	336



ANGELS IN THE POSTSEASON



The Angels celebrated their first World Series championship in 2002.



1979 CALIFORNIA ANGELS

Following its entry into the American League as an expansion club in 1961, the first post-season berth for the Angels franchise would not occur until 1979. The Angels featured an offense that led the American League in runs scored with 866 and registered a .282 team average, both marks establishing club records.

The magical season, considered by Owner Gene Autry as one of his proudest memories, was led by the MVP season of Don Baylor who recorded a .296 average with 36 home runs, and a league-leading 162 games played, 120 runs scored and 139 RBI. His 28 RBI in April set a league record, while his 34 RBI in July established a club record. Baylor's accomplishments led to his selection as A.L. "Player of the Month" twice in '79.

Baylor, Dan Ford (101) and Bobby Grich (101) paced the club in RBI, while Baylor, Ford (100) and Carney Lansford (114) led the club in runs scored. The season would mark the first in an Angels' uniform for future Hall of Famer Rod Carew and the last for another headed to the Hall in Nolan Ryan.

The season featured countless memorable moments, both from an individual and team perspective. During an impressive three-game series prior to the All-Star break, the Angels swept the defending World Champion New York Yankees. Ryan would be denied his fifth no-hitter with the Angels in the ninth inning of a 6-1 win, July 13. Three home runs and a five-run eighth against Cleveland, Aug. 31 aided a 9-8 win that would put the club into first to stay. Frank Tanana was on the mound Sept. 25, collecting a 4-1 division-clinching victory against Kansas City, solidifying the Angels' first trip to the American League Championship Series.

Despite leading in each of the first three games of the ALCS against Baltimore, the Angels were defeated by the Orioles, three games to one. Their performance against a club that finished regular season play with a 102-57 record was more than most expected.

In Game One at Baltimore, pinch-hitter John Lowenstein's three-run homer in the bottom of the 10th was the decisive blow in a 6-3 Baltimore win. California battled back from a 9-1 deficit in Game Two, scoring six runs in the final three innings during a 9-8 loss in Memorial Stadium.

Larry Harlow's dramatic run-scoring double in the bottom of the ninth in Anaheim in Game Three accounted for the only California win as the Orioles, behind Scott McGregor's six-hitter, won Game Four, 8-0.



A slogan often seen and heard during the 1979 campaign.

ANGELS IN THE POST-SEASON (1979)



1979 BALTIMORE VS. CALIFORNIA (BEST-OF-FIVE, ORIOLES WIN SERIES 3-1)

Wednesday, October 3 at Baltimore (N)

California	1	0	1	0	0	1	0	0	0	0	—	3	7	1
Baltimore	0	0	2	1	0	0	0	0	0	3	—	6	6	0

Ryan, Montague (8), and Downing; Palmer, Stanhouse (10) and Dempsey. WP—Stanhouse. LP—Montague. GWRBI—Lowenstein. HR—Ford, Lowenstein.

Time—3:10

Attendance—52,787

Thursday, October 4 at Baltimore (D)

California	1	0	0	0	0	1	1	3	2	—	8	10	1
Baltimore	4	4	1	0	0	0	0	0	x	—	9	11	1

Frost, Clear (2), Aase (8) and Downing; Flanagan, Stanhouse (8) and Dempsey. WP—Flanagan. LP—Frost. SV—Stanhouse. GWRBI—Kelly. HR—Ford, Murray.

Time—2:51

Attendance—52,108

Friday, October 5 at California (N)

Baltimore	0	0	0	1	0	1	1	0	0	—	3	8	3
California	1	0	0	1	0	0	0	0	2	—	4	9	0

D.Martinez, Stanhouse (9) and Skaggs; Tanana, Aase (6) and Downing. WP—Aase. LP—Stanhouse. GWRBI—Harlow. HR—Baylor.

Time—2:59

Attendance—43,199

Saturday, October 6 at California (D)

Baltimore	0	0	2	1	0	0	5	0	0	—	8	12	1
California	0	0	0	0	0	0	0	0	0	—	0	6	0

McGregor and Dempsey; Knapp, LaRoche (3), Frost (4), Montague (7), Barlow (9) and Downing. WP—McGregor. LP—Knapp. GWRBI—Singleton. HR—Kelly.

Time—2:56

Attendance—43,199

ANGELS

Player-Position	G	AB	R	H	2B	3B	HR	RBI	AVG
Davis, ph	2	2	1	1	1	0	0	0	.500
Carew, 1b	4	17	4	7	3	0	0	1	.412
Ford, rf	4	17	2	5	1	0	2	4	.294
Lansford, 3b	4	17	2	5	0	0	0	3	.294
Miller, cf	4	16	2	4	0	0	0	0	.250
Downing, c	4	15	1	3	0	0	0	1	.200
Baylor, dh-lf	4	16	2	3	0	0	1	2	.188
Grich, 2b	4	13	0	2	1	0	0	2	.154
Harlow, lf-ph	3	8	0	1	1	0	0	1	.125
Anderson, ss	4	11	0	1	0	0	0	0	.091
Thon, pr-ss	1	0	1	0	0	0	0	0	.000
Campaneris, ss	1	0	0	0	0	0	0	0	.000
Rettenmund, ph-dh	2	2	0	0	0	0	0	0	.000
Clark, lf	1	3	0	0	0	0	0	0	.000
Totals	4	137	15	32	7	0	3	14	.234

Pitcher	G	IP	H	R	ER	BB	SO	W	L	ERA
Barlow	1	1	0	0	0	0	0	0	0	0.00
Ryan	1	7	4	3	1	3	8	0	0	1.29
Aase	2	5	4	1	1	2	6	1	0	1.80
Tanana	1	5	6	2	2	2	3	0	0	3.60
Clear	1	5.2	4	3	3	2	3	0	0	4.76
LaRoche	1	1.1	2	1	1	1	1	0	0	6.75
Knapp	1	2.1	5	2	2	1	0	0	1	7.71
Montague	2	4	4	4	4	2	2	0	1	9.00
Frost	2	4.1	8	10	9	5	1	0	1	18.69
Totals	4	35.2	37	26	23	18	24	1	3	5.80

No shutouts or saves.



1982 CALIFORNIA ANGELS

Considered by many as the best team in club history, the 1982 Angels were a solid group of established veterans and stars. In fact, the club boasted four former American League Most Valuable Players in the lineup (Don Baylor, Rod Carew, Reggie Jackson and Fred Lynn).

The '82 version of the Angels featured a punishing offense that saw nine players register at least 100 hits. Victory was especially satisfying for manager Gene Mauch, who last tasted success with the Philadelphia Phillies in 1964. Despite winning 93 games, the race for post-season play with Kansas City came down to the second to final game of the season when the Angels defeated Texas at home, 6-4.

It was the 1982 Angels, led by Baylor, who asked to have uniform No. 26 retired in order to honor Owner Gene Autry as the 26th player on the club. The gesture came on the final day of the season.

Each of California's nine starting position players registered at least 138 games played while five of them played 150-or-more games (Brian Downing -158, Baylor - 157, Doug DeCinces & Reggie Jackson - 153 and Tim Lincecum - 150).

Outfielder Reggie Jackson, who ended his five tumultuous years with the Yankees by signing a four-year contract with the Angels, tied for the American League lead in home runs and set an Angels' record with 39. His 101 RBI also led the club.

Mauch's Angels used power and also created the phrase "little ball" as his offense led the A.L. with 114 sacrifice bunts. While Foli (26) and Boone (23) combined for 49 sacrifices, 13 other Angels totaled at least one sacrifice, including Carew and Juan Beniquez, each with 16.

Two crowds of over 64,000 per game watched the Angels jump out to a 2-0 series lead against the Milwaukee Brewers. Baylor's five RBI in Game One led to an 8-3 triumph as left-hander Tommy John tossed a complete-game seven-hitter.

The following night, right-hander Bruce Kison limited Milwaukee to five hits during a 4-2 win in a game played in two hours and six minutes. The Angels had a commanding 2-0 series lead heading to Milwaukee.

With the series seemingly under control, the LCS shifted to County Stadium where the Brewers won Game Three, 5-3, behind a solid outing from Don Sutton. A pair of three-run innings and three California errors resulted in a 9-5 setback in Game Four, setting the stage for a dramatic and decisive Game Five. Cecil Cooper's two-run single in the seventh off Luis Sanchez was the difference in a 4-3 Brewers' series clinching win.

Despite not moving on to the World Series, outfielder Fred Lynn was honored as the series Most Valuable Player with his .611 average (11/18).



Bobby Grich

ANGELS IN THE POST-SEASON (1982)



1982 MILWAUKEE VS. CALIFORNIA (BEST-OF-FIVE, BREWERS WIN SERIES 3-2)

Tuesday, October 5 at California (D)

Milwaukee	0	2	1	0	0	0	0	0	0	—	3	7	2
California	1	0	4	2	1	0	0	0	x	—	8	10	0

Caldwell, Slaton (4), Ladd (7), Bernard (8) and Simmons; John and Boone. WP—John. LP—Caldwell. GWRBI—Baylor. HR—Thomas, Lynn.

Time—2:31 Attendance—64,406

Wednesday, October 6 at California (D)

Milwaukee	0	0	0	0	2	0	0	0	0	—	2	5	0
California	0	2	1	1	0	0	0	0	x	—	4	6	0

Vuckovich and Simmons; Kison and Boone. WP—Kison. LP—Vuckovich. GWRBI—Foli. HR—Re. Jackson, Molitor.

Time—2:06 Attendance—64,179

Friday, October 8 at Milwaukee (D)

California	0	0	0	0	0	0	0	3	0	—	3	8	0
Milwaukee	0	0	0	3	0	0	2	0	x	—	5	6	0

Zahn, Witt (4), Hassler (7), and Boone; Sutton, Ladd (8) and Simmons. WP—Sutton. LP—Zahn. SV—Ladd. GWRBI—Cooper.

HR—Molitor, Boone.

Time—2:41 Attendance—51,003

Saturday, October 9 at Milwaukee (D)

California	0	0	0	0	0	1	0	4	0	—	5	5	3
Milwaukee	0	3	0	3	0	1	0	2	x	—	9	9	2

John, Goltz (4), Sanchez (8), and Boone; Haas, Slaton (8) and Simmons. WP—Haas. LP—John. SV —Slaton. GWRBI—Brouhard.

HR—Baylor, Brouhard.

Time—3:10 Attendance—51,003

Sunday, October 10 at Milwaukee (D)

California	1	0	1	1	0	0	0	0	0	—	3	11	1
Milwaukee	1	0	0	1	0	0	2	0	x	—	4	6	4

Kison, Sanchez (6), Hassler (7) and Boone; Vuckovich, McClure (7), Ladd (9) and Simmons. WP—McClure. LP—Sanchez. SV—Ladd.

GWRBI—Cooper. HR—Oglivie.

Time—3:01 Attendance—54,968

ANGELS

Player-Position	G	AB	R	H	2B	3B	HR	RBI	AVG
Ro. Jackson, ph	1	1	0	1	0	0	0	0	1.000
Lynn, cf	5	18	5	11	2	0	1	5	.611
DeCinces, 3b	5	19	5	6	2	0	0	0	.316
Baylor, dh	5	17	2	5	1	1	1	10	.294
Boone, c	5	16	3	4	0	0	1	4	.250
Grich, 2b	5	15	1	3	1	0	0	1	.200
Carew, 1b	5	17	2	3	1	0	0	0	.176
Downing, lf	5	19	3	3	1	0	0	0	.158
Foli, ss	5	16	0	2	0	0	0	1	.125
Re. Jackson, rf	5	18	2	2	0	0	1	2	.111
Beniquez, lf	2	0	0	0	0	0	0	0	.000
Clark, rf	2	0	0	0	0	0	0	0	.000
Totals	5	157	23	40	8	1	4	23	.255

Pitcher	G	IP	H	R	ER	BB	SO	W	L	ERA
Hassler	2	2.2	0	0	0	0	2	0	0	0.00
Kison	2	14	8	4	3	3	12	1	0	1.93
John	2	12.1	11	9	7	6	6	1	1	5.11
Witt	1	3	2	2	2	2	3	0	0	6.00
Sanchez	2	2.2	4	2	2	1	1	0	1	6.75
Goltz	1	3.2	4	3	3	2	2	0	0	7.36
Zahn	1	3.2	4	3	3	1	2	0	1	7.36
Totals	5	42	33	23	20	15	28	2	3	4.29

No shutouts or saves.



ANGELS IN THE POST-SEASON (1986)

1986 CALIFORNIA ANGELS

The 1986 campaign was an exciting season featuring some of the most memorable performances in club history. A dramatic American League Championship Series also resulted in one of the most memorable post-seasons in baseball history.

Bolstered by several veterans such as Bob Boone, Rick Burleson, Doug DeCinces, Brian Downing, Bobby Grich and Reggie Jackson, '86 saw the emergence of a young first baseman named Wally Joyner who captivated the baseball world with his solid first-half performance after replacing the legendary Rod Carew.

An eventual runner-up in Rookie of the Year voting behind Jose Canseco, Joyner recorded a .290 average with 22 home runs and 100 RBI. His clutch hitting and spectacular defense made him a favorite among Angels' fans immediately. Fans around the country eventually showed much of the same fondness.

After finishing in second place, one game back, in 1985, the Angels vowed in spring training to make up that one game in '86. Combined with a solid offense, California's starting rotation of Kirk McCaskill (17-10), Mike Witt (18-10), Don Sutton (15-11) and John Candelaria (10-2 in 16 starts) enabled the ballclub to finish with a 92-70 record.

Defense also contributed as the Angels sported two Gold Glove winners in Bob Boone and Gary Pettis, while Dick Schofield played an equally solid shortstop.

On April 26, a game between California and Minnesota was delayed for nine minutes in the Metrodome when strong winds tore a hole in the Metrodome roof, causing suspended lights and speakers to sag toward the field. When the game resumed in the top of the ninth, California struck for a trio of two-run homers and a 7-6 win. On May 14, Jackson homered off Boston's Roger Clemens to move past Mickey Mantle on the all-time list with 537. Wally Joyner broke up Walt Terrell's bid for a no-hitter with two out in the ninth during a 3-0 loss. For the second time in his career, Jackson hit three home runs in a game, Sept. 18 vs. Kansas City. At the age of 40 years and four months, he joined Stan Musial and Babe Ruth as the only 40-plus players to accomplish the feat.

The excitement of the regular season spilled into the ALCS as the Angels jumped out to a 3-1 series lead over Boston. An incredible come-from-behind win in Game 4 by California after trailing 3-0 in the bottom of the ninth enabled the Angels to find themselves one game away from the World Series.

With the Angels leading 5-2 in the ninth inning of Game 5, the Red Sox staged one of the most improbable comebacks in post-season history, winning 7-6 in 11 innings. After Don Baylor's ninth-inning home run pulled Boston to 5-4, Dave Henderson slammed a two-run homer off reliever Donnie Moore for a 6-5 lead. The Angels were within one strike of victory.

Despite having the score tied in the bottom of the ninth, the Red Sox were able to squeeze out of a bases-loaded, one-out situation and send the game into extra-innings. The Angels were unable to regain their magic in Games 6 & 7 in Boston as the Red Sox advanced to the World Series where they would later experience some of the same heartbreak that befell the Angels.



1986 California Angels

ANGELS IN THE POST-SEASON (1986)



1986

ALCS BOSTON VS. CALIFORNIA (BEST-OF-SEVEN, RED SOX WIN SERIES 4-3)

Tuesday, October 7 at Boston (N)

California	0	4	1	0	0	0	0	3	0	—	8	11	0
Boston	0	0	0	0	0	1	0	0	0	—	1	5	1

Witt and Boone; Clemens, Sambito (8), Stanley (8) and Gedman. WP—Witt. LP—Clemens. GWRBI—Jones.

Time—2:52

Attendance—32,993

Wednesday, October 8 at Boston (D)

California	0	0	0	1	1	0	0	0	0	—	2	11	3
Boston	1	1	0	0	1	0	3	3	x	—	9	13	2

McCaskill, Lucas (8), Corbett (8) and Boone; Hurst and Gedman. WP—Hurst. LP—McCaskill. GWRBI—Dw. Evans. HRs—Joyer, Rice.

Time—2:47

Attendance—32,786

Friday, October 10 at California (D)

Boston	0	1	0	0	0	0	0	2	0	—	3	9	1
California	0	0	0	0	0	1	3	1	x	—	5	8	0

Boyd, Sambito (7), Schiraldi (8) and Gedman; Candelaria, Moore (8) and Boone. WP—Candelaria. LP—Boyd. SV—Moore. GWRBI—Schofield. HRs—Schofield, Pettis.

Time—2:48

Attendance—64,206

Saturday, October 11 at California (D)

Boston	0	0	0	0	0	1	0	2	0	0	0	—	3	6	1
California	0	0	0	0	0	0	0	0	3	0	1	—	4	11	2

Clemens, Schiraldi (9) and Gedman; Sutton, Lucas (7), Finley (8), Corbett (8), Boone and Narron (11).

WP—Corbett. LP—Schiraldi. GWRBI—Grich. HR—DeCinces.

Time—3:50

Attendance—64,223

Sunday, October 12 at California (D)

Boston	0	2	0	0	0	0	0	0	4	0	1	—	7	12	0
California	0	0	1	0	0	2	2	0	1	0	0	—	6	13	0

Hurst, Stanley (7), Sambito (9), Schiraldi (11) and Gedman; Witt, Lucas (9), Moore (9),

Finley (11), Boone and Narron (10). WP—Crawford. LP—Moore. S—Schiraldi. GWRBI—D. Henderson.

HRs—Gedman, Baylor, D. Henderson, Boone, Grich.

Time—3:54

Attendance—64,223

Tuesday, October 14 at Boston (D)

California	2	0	0	0	0	0	1	1	0	—	4	11	1
Boston	2	0	5	0	1	0	2	0	x	—	10	16	1

McCaskill, Lucas (3), Corbett (4), Finley (7), Boone and Narron (8); Boyd, Stanley (8) and Gedman. WP—Boyd. LP—McCaskill.

GWRBI—Barrett. HR—Downing.

Time—3:23

Attendance—32,998

Wednesday, October 15 at Boston (D)

California	0	0	0	0	0	0	0	1	0	—	1	6	2
Boston	0	3	0	4	0	0	1	0	x	—	8	8	1

Candelaria, Sutton (4), Moore (8) and Boone; Clemens, Schiraldi (8) and Gedman. WP—Clemens.

LP—Candelaria. GWRBI—Gedman. HRs—Rice, Dw. Evans.

Time—2:39

Attendance—33,001

ANGELS

Player-Position	G	AB	R	H	2B	3B	HR	RBI	AVG
Boone, c	7	22	4	10	0	0	1	2	.455
Burleson, ph-dh-2b	4	11	0	3	0	0	0	0	.273
DeCinces, 3b	7	32	2	9	3	0	1	3	.281
Downing, lf	7	27	2	6	0	0	1	7	.222
Grich, 2b-1b	6	24	1	5	0	0	1	3	.208
Hendrick, rf-1b	3	12	0	1	0	0	0	0	.083
Howell, ph	2	1	0	0	0	0	0	0	.000
Re. Jackson, dh	6	26	2	5	2	0	0	2	.192
Jones, rf-pr	6	17	4	3	1	0	0	2	.176
Joyer, 1b	3	11	3	5	2	0	1	2	.455
Narron, c-ph	4	2	1	1	0	0	0	0	.500
Pettis, cf	7	26	4	9	1	0	1	4	.346
Schofield, ss	7	30	4	9	1	0	1	2	.300
White, rf-pr	4	2	2	1	0	0	0	0	.500
Wilfong, 2b-ph	4	13	1	4	1	0	0	2	.308
Totals	7	256	30	71	11	0	7	29	.277

Pitcher	G	IP	H	R	ER	BB	SO	W	L	ERA
Candelaria	2	10.2	11	8	1	6	7	1	1	0.84
Corbett	3	6.2	9	4	4	2	2	1	0	5.40
Finley	3	2	1	0	0	0	1	0	0	0.00
Lucas	4	2.1	3	3	3	1	2	0	0	11.57
McCaskill	2	9.1	16	13	8	5	7	0	2	7.71
Moore	3	5	8	4	4	2	0	0	1	7.20
Ruhle	1	.2	2	2	1	0	0	0	0	13.50
Sutton	2	9.2	6	2	2	1	4	0	0	1.86
Witt	2	17.2	13	5	5	2	8	1	0	2.55
Totals	7	64	69	41	28	19	31	3	4	3.94

No shutouts. Saves—Moore.



ANGELS IN THE POST-SEASON (2002)

2002 SEASON:

The Angels finished the 2002 campaign with a 99-63 record, claiming the AL Wild Card, finishing four games behind Oakland in the AL West...99 wins marked the most victories in a season in club history (surpassing 93 in 1982)...On April 23, Angels sat at 6-14 (worst start in club history after 20 games), 10.5 games behind Seattle...After that, Angels were 44 games above .500 (93-49) over their last 142 games...Angels tallied 43 comeback wins, 12 when trailing after six innings...Club posted three win streaks of eight-or-more games marking first time in club history...Halos finished first in the American League with a club record .282 batting average (also 1979)...Angels finished with a 3.69 ERA, ranking second in the AL (Oakland, 3.68) and ranked first in the AL in saves with a club record 54...Troy Percival led the way with 40 saves...Relievers posted a 27-16 mark and 2.98 ERA, the best ERA in the AL and second in the majors (Atlanta)...Jarrod Washburn set a club record for road wins (13) and the longest win streak in a season (12, April 19-July 21)...Garret Anderson finished with a .306 average (194/638), 93 runs scored, 56 doubles, three triples, 29 home runs, 123 RBI, 30 walks and six stolen bases in 158 games to be named as team MVP, finishing fourth in AL MVP voting.

POST-SEASON:

ALDS - In their first post-season appearance in 16 years, the Angels defeated the New York Yankees in the Division Series (three games to one) to claim the first post-season series victory in club history...Angels dropped Game 1 in New York before rolling off three consecutive wins to move to the ALCS...The Halos' offense scored 31 runs in four games and hit .376 (56-for-149), a record for a team in any post-season series...In Game 1, Troy Glaus became the first Angel to collect two home runs in a post-season game and seventh player in major league history to accomplish the feat in his first career playoff game...Francisco Rodriguez became the second pitcher in major league history to win two playoff games before the age of 21 (also Fernando Valenzuela in 1981)...Rodriguez also became the first pitcher in ML history to win two post-season games without owning a regular season victory...In Game 4, the club set a Division Series single-inning record with eight runs on a major league post-season record 10 hits (also set by Philadelphia A's in Game 4 of 1929 World Series) during the fifth frame.

ALCS - The Angels defeated the Minnesota Twins (four games to one) to claim their first ever AL Pennant and earn a spot in the Fall Classic...The franchise, which was established in 1961, had been tied with the Senators/Rangers franchise for longest tenure by an expansion team without reaching the World Series...It marked the first time in the history of the best-of-seven format that a team won four straight games after losing the opener in a LCS...Francisco Rodriguez became the first pitcher in major league history to win his first three games in post-season play...In Game 5, the Angels scored 10 runs on 10 hits in the 7th inning establishing or tying several post-season records during the frame, including post-season marks for runs in an inning, singles in an inning and plate appearances in an inning...Adam Kennedy was named Most Valuable Player of the ALCS, the second Angel to be named ALCS MVP (also Fred Lynn in 1982 ALCS, the only MVP in ALCS history from the losing team)...Kennedy became the third player in history to hit three home runs in an ALCS contest in Game 5, the sixth time in post-season history that a player homered three times in a contest...The Angels' bullpen combined to allow four runs 14.1 innings in the series, fanning 18 batters...Minnesota's bullpen gave up 10 runs in Game 5 and allowed 16 runs in the last seven innings of work...Angels' pitchers did not allow a HR in the series.

World Series - The All-California Series matched the Angels with the San Francisco Giants in the 99th edition of the Fall Classic...42 years of waiting for a World Series crown came to a close for Angels fans in Game 7 when Darin Erstad caught Kenny Lofton's fly ball with two on and two out in the top of the ninth inning to preserve the Angels 4-1 series clinching victory in front of 44,598 raucous fans...Game 7 win was keyed by Garret Anderson's three-run double in the third inning...John Lackey received the win in the final game, becoming just the second rookie pitcher since to win Game 7 of the World Series (also accomplished by Babe Adams with Pittsburgh in 1909)...At 20 years, 286 days, Francisco Rodriguez became the youngest pitcher ever to win a World Series contest in Game 2...The win was his fifth of the post-season, tying Randy Johnson (2001) for the most ever in a single post-season...In Game 6, the Angels' 6-5 comeback win was the biggest ever by a team facing Series elimination...It marked the second time in the '02 post-season the club overcame a five-run deficit to win (also trailed 6-1 in Game 3 of ALDS to NYY and won 9-6), the first team ever to rally from two five-run deficits in a single post-season...With his three-run HR in the seventh inning of Game 6, Scott Spiezio tied Cleveland's Sandy Alomar Jr. (1997) for the most RBI (19) in a single post-season...Angels' manager Mike Scioscia became the 28th individual to play for and manage a World Series Championship team...The Angels became the first team since the 1912 Boston Red Sox to win the World Series with no players on the roster with previous World Series experience...Angels third baseman Troy Glaus was named MVP of the 2002 Fall Classic after hitting .385 (10/26) with seven runs, three doubles, three home runs and eight RBI in seven games...He was the sixth player to hit a pair of home runs in his first World Series game.

Did You Know? The Angels finished with an 8-1 record at home during post-season play in 2002.



A jubilant Troy Percival and Bengie Molina commence celebration of the Angels' first world title.

ANGELS IN THE POST-SEASON (2002)



2002 ALDS RECAP ANAHEIM ANGELS VS. NEW YORK YANKEES Oct. 1-5, 2002 (BEST OF FIVE, ANGELS WIN SERIES 3-1)



GAME 1 - Tuesday, October 1 at Bronx (N)

ANAHEIM	0	0	1	0	2	1	0	1	0	—	5	12	0
NEW YORK	1	0	0	2	1	0	0	4	X	—	8	8	1

E: Posada. DP: Anaheim 4; New York 2. LOB: Anaheim 8; New York 0. HR: Jeter (off Washburn), Giambi (off Washburn), White (off Washburn), Glaus 2 (off Clemens, off Mendoza), Williams (off Donnelly). SB: Erstad, Eckstein; Soriano. S: Erstad. GDP: Anderson, Fullmer; Williams, Soriano, Posada, Giambi. WP - Karsay, LP - Weber, S - Rivera.
T—3:27 A—56,710

GAME 2 - Wednesday, October 2 at Bronx (N)

ANAHEIM	1	2	1	0	0	0	0	3	1	—	8	17	1
NEW YORK	0	0	1	2	0	2	0	0	1	—	6	12	1

E: Gil; Jeter. DP: New York 1. LOB: Anaheim 8; New York 11. HR: Salmon (off Pettitte), Spiezio (off Pettitte), Jeter (off Appier), Soriano (off Rodriguez), Anderson (off Hernandez), Glaus (off Hernandez). SB: Figgins. SF: Kennedy. HB: by Appier (Mondesi), by Percival (Soriano). WP - Rodriguez, LP - Hernandez, S - Percival.
T—4:11 A—56,695

GAME 3 - Friday, October 4 at Anaheim (N)

NEW YORK	3	0	3	0	0	0	0	0	0	—	6	6	0
ANAHEIM	0	1	2	1	0	1	1	3	X	—	9	12	0

LOB: New York 6; Anaheim 8. HR: Kennedy (off Mussina), Salmon (off Karsay). SB: Kennedy. S: BMolina, Eckstein. SF: Posada, Ventura; Kennedy. HB: by Mussina (Glaus), by Weaver (Eckstein); by Ortiz (Mondesi). WP: Ortiz. WP - Rodriguez, LP - Stanton, S - Percival.
T—3:52 A—45,072

GAME 4 - Saturday, October 5 at Anaheim (D)

NEW YORK	0	1	0	0	1	1	1	0	1	—	5	12	2
ANAHEIM	0	0	1	0	8	0	0	0	X	—	9	15	1

E: Soriano, Wells; Glaus. DP: New York 2; Anaheim 2. LOB: New York 11; Anaheim 6. HR: Wooten (off Wells), Posada (off Donnelly). S: BMolina. SF: Jeter. GDP: Williams, Ventura; Erstad 2. HB: by Washburn (Giambi). WP: Rodriguez. WP - Washburn, LP - Wells.
T—3:37 A—45,067

ANGELS 2002 DIVISION SERIES STATISTICS

PLAYER	AVG	G	AB	R	H	TB	2B	3B	HR	RBI	SH	SF	HP	BB	IBB	SO	SB	CS	GI DP	E
Anderson, G	.389	4	18	5	7	12	2	0	1	4	0	0	0	1	0	3	0	0	1	0
Eckstein, D	.278	4	18	2	5	5	0	0	0	1	1	0	1	0	0	0	1	0	0	0
Erstad, D	.421	4	19	4	8	10	2	0	0	2	1	0	0	0	0	1	1	0	2	0
Figgins, D	.000	1	0	1	0	0	0	0	0	0	0	0	0	0	0	0	1	0	0	0
Fullmer, B	.286	3	7	1	2	3	1	0	0	0	0	0	0	1	1	1	0	0	1	0
Gil, B	.800	2	5	1	4	4	0	0	0	1	0	0	0	0	0	0	0	0	0	1
Glaus, T	.313	4	16	4	5	14	0	0	3	3	0	0	1	1	1	3	0	0	0	1
Kennedy, A	.500	4	8	4	4	8	1	0	1	3	0	2	0	1	0	2	1	0	0	0
Molina, B	.267	4	15	0	4	6	2	0	0	2	2	0	0	0	0	1	0	0	1	0
Molina, J	.000	0	0	0	0	0	0	0	0	0	0	0	0	0	0	0	0	0	0	0
Ochoa, A	.000	3	0	0	0	0	0	0	0	0	0	0	0	0	0	0	0	0	0	0
Palmeiro, O	.000	0	0	0	0	0	0	0	0	0	0	0	0	0	0	0	0	0	0	0
Salmon, T	.263	4	19	3	5	12	1	0	2	7	0	0	0	1	0	5	0	0	0	0
Spiezio, S	.400	4	15	2	6	10	1	0	1	6	0	0	0	2	0	1	0	0	0	0
Wooten, W	.667	3	9	4	6	9	0	0	1	2	0	0	0	0	0	1	0	0	0	0
TOTALS	.376	4	149	31	56	93	10	0	9	31	4	2	2	7	2	18	4	0	5	2

PITCHER	W	L	ERA	G	GS	CG	GF	SHO	SV	IP	H	R	ER	HR	HB	BB	IBB	SO	WP	BK	OPP AVG
Appier, K	0	0	5.40	1	1	0	0	0	0	5.0	5	3	3	1	1	3	0	3	0	0	.250
Donnelly, B	0	0	13.50	3	0	0	1	0	0	2.0	3	3	3	2	0	1	0	2	0	0	.333
Lackey, J	0	0	0.00	1	0	0	0	0	0	3.0	3	0	0	0	0	1	0	3	0	0	.250
Ortiz, R	0	0	20.25	1	1	0	0	0	0	2.2	3	6	6	0	1	4	0	1	1	0	.333
Percival, T	0	0	5.40	3	0	0	3	0	2	3.1	6	2	2	0	1	0	0	4	0	0	.375
Rodriguez, F	2	0	3.18	3	0	0	0	0	0	5.2	2	2	2	1	0	2	0	8	1	0	.105
Schoeneweis, S	0	0	27.00	3	0	0	0	0	0	0.1	2	1	1	0	0	0	0	0	0	0	.667
Shields, R	0	0	---	0	0	0	0	0	0	0.0	0	0	0	0	0	0	0	0	0	0	.000
Washburn, J	1	0	3.75	2	2	0	0	0	0	12.0	12	6	5	3	1	3	0	4	0	0	.286
Weber, B	0	1	18.00	2	0	0	0	0	0	1.0	2	2	2	0	0	2	0	0	0	0	.400
TOTALS	3	1	6.17	4	4	0	4	0	2	35.0	38	25	24	7	4	16	0	25	2	0	.281





ANAHEIM	0	0	1	0	0	0	0	0	0	—	1	4	0
MINNESOTA	0	1	0	0	1	0	0	0	X	—	2	5	1

E: Guzman. DP: Minnesota 1. LÖB: Anaheim 4; Minnesota 7. S: Hunter. SF: Pierzynski. GiDP: Salmon. HB: by Donnelly (Guzman). WP: Applier.

WP - Mays, LP - Applier, S - Guardado.

T—2:58 A—55,562

ANAHEIM	1	3	0	0	0	2	0	0	0	—	6	10	0
MINNESOTA	0	0	0	0	0	3	0	0	0	—	3	11	1

E: Pierzynski. DP: Anaheim 2. LOB: Anaheim 6; Minnesota 7. HR: Erstad (off Reed), Fullmer (off Reed). SB: Spiezio, Kennedy. GDP: Hunter, Rivas.
 WP: Santana. WP - Rortiz, LP - Reed, S - Percival.
 T—3:13 A—55,990

MINNESOTA	0	0	0	0	0	0	1	0	0	—	1	6	0
ANAHEIM	0	1	0	0	0	0	0	1	X	—	2	7	2

E: Eckstein, Gil. LOB: Minnesota 7; Anaheim 9. HR: Anderson (off Milton), Glaus (off Romero). SB: Mohr. S: Gil. WP: Santana. WP - Rodriguez, LP - Romero. S - Percival.

T—3:13 A—44.234

MINNESOTA	0	0	0	0	0	0	0	0	1	—	1	6	2
ANAHEIM	0	0	0	0	0	0	2	5	X	—	7	10	0

E: Pierzynski, Santana. DP: Minnesota 1. LOB: Minnesota 4; Anaheim 5. SB: Erstad. CS: Pierzynski. S: Kennedy. HB: by Radke (BMolina).
 WP - Lackey, LP - Radke.
 T—2:49 A—44.830

MINNESOTA	1	1	0	0	0	0	3	0	0	—	5	9	0
ANAHEIM	0	0	1	0	2	0	10	0	X	—	13	18	0

DP: Minnesota 2; Anaheim 1. LOB: Minnesota 3; Anaheim 5.HR: Kennedy 3 (off Mays 2, off Santana), Spiezio (off Mays).CS: Anderson. S: Guzman.
 SF: Jones. HB: by Wells (Eckstein). WP: Romero; Appier, Donnelly, Rodriguez.WP - Rodriguez, LP - Santana.
 T-3:30 A-44,835

ANGELS 2002 LEAGUE CHAMPIONSHIP SERIES STATISTICS

PLAYER	AVG	G	AB	R	H	TB	2B	3B	HR	RBI	SH	SF	HP	BB	IBB	SO	SB	CS	GI	
																			DP	E
Anderson,G	.250	5	20	3	5	9	1	0	1	3	0	0	0	1	0	0	0	1	0	0
Eckstein,D	.286	5	21	1	6	6	0	0	0	2	0	0	1	0	0	2	0	0	0	1
Erstad,D	.364	5	22	4	8	11	0	0	1	2	0	0	0	0	0	3	1	0	0	0
Figgins,D	.000	3	1	2	1	1	0	0	0	0	0	0	0	0	0	0	0	0	0	0
Fullmer,B	.333	4	12	2	4	9	2	0	1	4	0	0	0	0	0	2	0	0	1	0
GiL,B	.000	1	2	0	0	0	0	0	0	0	1	0	0	0	0	0	1	0	0	1
Glaus,T	.316	5	19	4	6	11	0	1	1	2	0	0	0	2	0	5	0	0	0	0
Kennedy,A	.357	4	14	5	5	14	0	0	3	5	1	0	0	0	0	0	2	1	0	0
Molina,B	.214	5	14	0	3	5	0	1	0	2	0	0	1	1	0	2	0	0	0	0
Molina,J	.000	3	1	0	0	0	0	0	0	0	0	0	0	0	0	0	0	0	0	0
Ochoa,A	.000	4	4	2	0	0	0	0	0	0	0	0	0	0	0	3	0	0	0	0
Palmeiro,O	.000	2	2	0	0	0	0	0	0	0	0	0	0	0	0	1	0	0	0	0
Salmon,T	.214	5	14	0	3	3	0	0	0	0	0	0	0	3	0	1	0	0	1	0
Spiezio,S	.353	5	17	5	6	11	2	0	1	5	0	0	0	2	1	1	1	0	0	0
Wooten,W	.250	3	8	1	2	2	0	0	0	1	0	0	0	0	0	3	0	0	0	0
TOTALS	.287	5	171	29	49	82	5	2	8	26	2	0	2	9	1	26	3	1	2	2

PITCHER	W	L	ERA	G	GS	CG	GF	SHO	SV	IP	H	R	ER	HR	HB	BB	IBB	SO	WP	BK	AVG	OPP
Appier,K	0	1	3.48	2	2	0	0	0	0	10.1	10	4	4	0	0	4	0	3	2	0	0	.278
Donnelly,B	0	0	8.10	3	0	0	0	0	0	3.1	3	3	3	0	1	0	0	5	1	0	0	.231
Lackey,J	1	0	0.00	1	1	0	0	0	0	7.0	3	0	0	0	0	0	0	7	0	0	0	.130
Ortiz,R	1	0	5.06	1	1	0	0	0	0	5.1	10	3	3	0	0	1	0	3	0	0	0	.435
Percival,T	0	0	0.00	3	0	0	3	0	2	3.1	0	0	0	0	0	0	0	3	0	0	0	.000
Rodriguez,F	2	0	0.00	4	0	0	0	0	0	4.1	2	0	0	0	0	2	0	7	1	0	0	.143
Schoeneweis,S	0	0	0.00	1	0	0	0	0	0	0.2	0	0	0	0	0	0	0	0	0	0	0	.000
Shields,R	0	0	---	0	0	0	0	0	0	0.0	0	0	0	0	0	0	0	0	0	0	0	.000
Washburn,J	0	0	1.29	1	1	0	0	0	0	7.0	6	1	1	0	0	0	0	7	0	0	0	.207
Weber,B	0	0	3.38	3	0	0	2	0	0	2.2	3	1	1	0	0	0	0	3	0	0	0	.300
TOTALS	4	1	2.45	5	5	0	5	0	2	44.0	37	12	12	0	1	7	0	38	4	0	0	.231



ANGELS IN THE POST-SEASON (2002)



2002 WORLD SERIES RECAP SAN FRANCISCO GIANTS VS. ANAHEIM ANGELS



Oct. 19-27, 2002
(BEST OF SEVEN, ANGELS WIN SERIES 4-3)

GAME 1 - Saturday, October 19 at Anaheim (N)

SAN FRANCISCO	0	2	0	0	0	2	0	0	0	—	4	6	0
ANAHEIM	0	1	0	0	0	2	0	0	0	—	3	9	0
LOB: San Francisco 5; Anaheim 8. HR: Bonds (off Washburn), Sanders (off Washburn), Snow (off Washburn); Glaus 2 (off Schmidt). SB: Fullmer. SH: Lofton. WP - Schmidt, LP - Washburn, S - Nen. T—3:44 A—44,603													

GAME 2 - Sunday, October 20 at Anaheim (N)

SAN FRANCISCO	0	4	1	0	4	0	0	0	1	—	10	12	1
ANAHEIM	5	2	0	0	1	1	0	2	X	—	11	16	1
E: Lofton; Anderson. DP: San Francisco 1; Anaheim 1. LOB: San Francisco 4; Anaheim 5. HR: Kent (off Appier), Sanders (off Appier), Bell (off Appier), Salmon 2 (off Ortiz, FeRodriguez), Bonds (off Percival). SB: Sanders; Fullmer, Spiezio. SF: Spiezio. GDP: BMolina. PB: Santiago. WP - FrRodriguez, LP - FeRodriguez, S - Percival. T—3:57 A—44,584													

GAME 3 - Tuesday, October 22 at San Francisco (N)

ANAHEIM	0	0	4	4	0	1	0	1	0	—	10	16	0
SAN FRANCISCO	1	0	0	0	3	0	0	0	0	—	4	6	2
E: Bell, Santiago. DP: Anaheim 1; San Francisco 1. LOB: Anaheim 15; San Francisco 7. HR: Aurilia (off RaOrtiz), Bonds (off RaOrtiz). SB: Erstad, Salmon; Lofton. S: Hernandez. GDP: Spiezio; Bell. HB: by Fultz (Kennedy). WP - RaOrtiz, LP - Hernandez. T—3:37 A—42,707													

GAME 4 - Wednesday, October 23 at San Francisco (N)

ANAHEIM	0	1	2	0	0	0	0	0	0	—	3	10	1
SAN FRANCISCO	0	0	0	0	3	0	0	1	X	—	4	12	1
E: Salmon; Bell. DP: Anaheim 3; San Francisco 3. LOB: Anaheim 5; San Francisco 8. HR: Glaus (off Rueter). SB: Goodwin. CS: Bell. SF: Eckstein; Kent. PB: BMolina. WP - Worrell, LP - FrRodriguez, S - Nen. T—3:02 A—42,703													

GAME 5 - Thursday, October 24 at San Francisco (N)

ANAHEIM	0	0	0	0	3	1	0	0	0	—	4	10	2
SAN FRANCISCO	3	3	0	0	0	2	4	4	X	—	16	16	0
E: Erstad, Glaus. LOB: Anaheim 9; San Francisco 8. HR: Kent 2 (off Weber, off Shields), Aurilia (off Shields). SB: Eckstein. S: Schmidt, Shinjo. SF: Erstad; Santiago, Sanders. HB: by Weber (Bell). WP: Schmidt. WP - Zerbe, LP - Washburn. T—3:53 A—42,713													

GAME 6 - Saturday, October 26 at Anaheim (N)

SAN FRANCISCO	0	0	0	0	3	1	1	0	0	—	5	8	1
ANAHEIM	0	0	0	0	0	0	3	3	X	—	6	10	1
E: Bonds; BMolina. DP: San Francisco 1; Anaheim 1. LOB: San Francisco 6; Anaheim 6. HR: Dunston (off Appier), Bonds (off FrRodriguez), Spiezio (off FeRodriguez), Erstad (off Worrell). SB: Lofton 2. S: JMolina. GDP: Santiago; Anderson. WP: FrRodriguez. WP - Donnelly, LP - Worrell, S - Percival. T—3:48 A—44,506													

GAME 7 - Sunday, October 27 at Anaheim (N)

SAN FRANCISCO	0	1	0	0	0	0	0	0	0	—	1	6	0
ANAHEIM	0	1	3	0	0	0	0	0	X	—	4	5	0
DP: San Francisco 1. LOB: San Francisco 9; Anaheim 6. S: Erstad. SF: Sanders. HB: by Hernandez (Salmon). WP - Lackey, LP - Hernandez, S - Percival. T—3:16A—44,598													





ANGELS IN THE POST-SEASON (2002)

ANGELS 2002 WORLD SERIES STATISTICS

PLAYER	AVG	G	AB	R	H	TB	2B	3B	HR	RBI	SH	SF	HP	BB	IBB	SO	SB	CS	DP	E	GI
Anderson, G	.281	7	32	3	9	10	1	0	0	6	0	0	0	0	0	3	0	0	1	1	
Eckstein, D	.310	7	29	6	9	9	0	0	0	3	0	1	0	3	0	2	1	0	0	0	
Erstad, D	.300	7	30	6	9	15	3	0	1	3	1	1	0	1	0	4	1	0	0	1	
Figgins, D	.000	2	0	1	0	0	0	0	0	0	0	0	0	0	0	0	0	0	0	0	
RIGHT	.000	0	0	0	0	0	0	0	0	0	0	0	0	0	0	0			0		
LEFT	.000	0	0	0	0	0	0	0	0	0	0	0	0	0	0	0			0		
Fullmer, B	.267	5	15	3	4	4	0	0	0	1	0	0	0	2	0	2	2	0	1	0	
Gil, B	.800	3	5	1	4	5	1	0	0	0	0	0	0	0	0	1	0	0	0	0	
Glaus, T	.385	7	26	7	10	22	3	0	3	8	0	0	0	4	1	6	0	0	1	1	
Kennedy, A	.280	7	25	1	7	9	2	0	0	2	0	0	1	0	0	7	0	0	0	0	
Molina, B	.286	7	21	2	6	8	2	0	0	2	0	0	0	3	2	1	0	0	2	1	
Molina, J	.000	3	0	0	0	0	0	0	0	0	1	0	0	0	0	0	0	0	0	0	
Ochoa, A	.000	5	1	0	0	0	0	0	0	0	0	0	0	0	0	0	0	0	0	0	
Palmeiro, O	.250	4	4	1	1	2	1	0	0	0	0	0	0	0	0	2	0	0	0	0	
Salmon, T	.346	7	26	7	9	16	1	0	2	5	0	0	1	4	1	7	1	0	0	1	
Spiezio, S	.261	7	23	3	6	12	1	1	1	8	0	1	0	6	1	1	1	0	1	0	
RIGHT	.125	8	1	1	0	0	0	0	1	0	1	0	0	0	0	0			1		
LEFT	.333	15	5	11	1	1	1	1	1	7	0	0	0	6	1	1			0		
Wooten, W	.500	3	2	0	1	1	0	0	0	0	0	0	0	0	0	0	0	0	0	0	
Lackey, J	.500	3	2	0	1	1	0	0	0	0	0	0	0	0	0	0	0	0	0	0	
Ortiz, R	.000	1	3	0	0	0	0	0	0	0	0	0	0	0	0	2	0	0	0	0	
Washburn, J	.000	2	1	0	0	0	0	0	0	0	0	0	0	0	0	0	0	0	0	0	
PITCHERS	.167	7	6	0	1	1	0	0	0	0	0	0	0	0	0	2	0	0	0	0	
TOTALS	.310	7	245	41	76	114	15	1	7	38	2	3	2	23	5	38	6	0	6	5	

PITCHER	W	L	ERA	G	GS	CG	GF	SHO	SV	IP	H	R	ER	HR	HB	BB	IBB	SO	WP	BK	OPP
Appier, K	0	0	11.37	2	2	0	0	0	0	6.1	9	8	8	4	0	5	1	4	0	0	.333
Donnelly, B	1	0	0.00	5	0	0	0	0	0	7.2	1	0	0	0	0	4	0	6	0	0	.042
Lackey, J	1	0	4.38	3	2	0	0	0	0	12.1	15	6	6	0	0	5	4	7	0	0	.319
Ortiz, R	1	0	7.20	1	1	0	0	0	0	5.0	5	4	4	2	0	4	1	3	0	0	.263
Percival, T	0	0	3.00	3	0	0	3	0	3	3.0	2	1	1	1	0	1	0	3	0	0	.182
Rodriguez, F	1	1	2.08	4	0	0	1	0	0	8.2	6	3	2	1	0	1	0	13	1	0	.194
Schoeneweis, S	0	0	0.00	2	0	0	1	0	0	2.0	1	0	0	0	0	1	0	2	0	0	.167
Shields, R	0	0	5.40	1	0	0	1	0	0	1.2	5	5	1	2	0	0	0	1	0	0	.455
Washburn, J	0	2	9.31	2	2	0	0	0	0	9.2	12	10	10	3	0	7	2	6	0	0	.324
Weber, B	0	0	13.50	4	0	0	1	0	0	4.2	10	7	7	1	1	2	1	5	0	0	.455
TOTALS	4	3	5.75	7	7	0	7	0	3	61.0	66	44	39	14	1	30	9	50	1	0	.281

CLUB POST-SEASON



ANGELS IN THE POST-SEASON (2002)



2002 CUMULATIVE POST-SEASON STATISTICS

PLAYER	AVG	G	AB	R	H	TB	2B	3B	HR	RBI	SH	SF	HP	BB	IBB	SO	SB	CS	GI			SLG	OBP	PINCH HIT			
																			DP	E				AB	H	HR	RBI
Anderson,G	.300	16	70	11	21	31	4	0	2	13	0	0	0	2	0	6	0	1	2	1	.443	.319	0	0	0	0	
Eckstein,D	.294	16	68	9	20	20	0	0	0	6	1	1	2	3	0	4	2	0	1	.294	.338	0	0	0	0		
Erstad,D	.352	16	71	14	25	36	5	0	2	7	2	1	0	1	0	8	3	0	2	.507	.356	0	0	0	0		
Figgins,D	1.000	6	1	4	1	1	0	0	0	0	0	0	0	0	0	0	1	0	0	1.000	1.000	0	0	0	0		
RIGHT	.000		0		0	0	0	0	0	0	0	0	0	0	0	0				.000	.000	0	0	0	0		
LEFT	1.000		1		1	1	0	0	0	0	0	0	0	0	0	0				1.000	1.000	0	0	0	0		
Fullmer,B	.294	12	34	6	10	16	3	0	1	5	0	0	0	3	1	5	2	0	3	.471	.351	1	0	0	0		
Gil,B	.667	6	12	2	8	9	1	0	0	1	1	0	0	0	0	2	0	0	0	.750	.667	2	2	0	0		
Glaus,T	.344	16	61	15	21	47	3	1	7	13	0	0	1	7	2	14	0	0	1	.770	.420	0	0	0	0		
Kennedy,A	.340	15	47	10	16	31	3	0	4	10	1	2	1	1	0	11	2	0	0	.660	.353	3	1	0	0		
Molina,B	.260	16	50	2	13	19	4	1	0	6	2	0	1	4	2	4	0	0	3	.380	.327	0	0	0	0		
Molina,J	.000	6	1	0	0	0	0	0	0	0	1	0	0	0	0	0	0	0	0	.000	.000	0	0	0	0		
Ochoa,A	.000	12	5	2	0	0	0	0	0	0	0	0	0	0	0	3	0	0	0	.000	.000	1	0	0	0		
Palmeiro,O	.167	6	6	1	1	2	1	0	0	0	0	0	0	0	0	3	0	0	0	.333	.167	5	1	0	0		
Salmon,T	.288	16	59	10	17	31	2	0	4	12	0	0	1	8	1	13	1	0	1	.525	.382	0	0	0	0		
Spiezio,S	.327	16	55	10	18	33	4	1	3	19	0	1	0	10	2	3	2	0	1	.600	.424	0	0	0	0		
RIGHT	.350		20		7	10	0		1	7	0	1	0	1	0	1				.500	.364	0	0	0	0		
LEFT	.314		35		11	23	4	1	2	12	0	0	0	9	2	2				.657	.455	0	0	0	0		
Wooten,W	.474	9	19	5	9	12	0	0	1	3	0	0	0	0	0	4	0	0	0	.632	.474	4	0	0	0		
Lackey,J	.500	5	2	0	1	1	0	0	0	0	0	0	0	0	0	0	0	0	0	.500	.500	0	0	0	0		
Ortiz,R	.000	3	3	0	0	0	0	0	0	0	0	0	0	0	0	2	0	0	0	.000	.000	0	0	0	0		
Washburn,J	.000	5	1	0	0	0	0	0	0	0	0	0	0	0	0	0	0	0	0	.000	.000	0	0	0	0		
ANGELS	.320	16	565	101	181	289	30	3	24	95	8	5	6	39	8	82	13	1	13	9	.512	.367	16	4	0	0	
OPPONENTS	.266	16	530	81	141	226	20	1	21	77	6	9	6	53	9	113	7	2	14	13	.426	.334	18	0	0	1	
DH	.360	7	50	12	18	27	3	0	2	8	0	0	0	3	1	9	3	0	2	0	.540	.396	3	0	0	0	

PITCHER	W	L	ERA	G	GS	CG	GF	SHO	SV	IP	H	R	ER	HR	HB	BB	IBB	SO	WP	BK	AVG
Appier,K	0	1	6.23	5	5	0	0	0	0	21.2	24	15	15	5	1	12	1	10	2	0	.289
Donnelly,B	1	0	4.15	11	0	0	1	0	0	13.0	7	6	6	2	1	5	0	13	1	0	.152
Lackey,J	2	0	2.42	5	3	0	0	0	0	22.1	21	6	6	0	0	6	4	17	0	0	.256
Ortiz,R	2	0	9.00	3	3	0	0	0	0	13.0	18	13	13	2	1	9	1	7	1	0	.353
Percival,T	0	0	2.79	9	0	0	9	0	7	9.2	8	3	3	1	1	1	0	10	0	0	.216
Rodriguez,F	5	1	1.93	11	0	0	1	0	0	18.2	10	5	4	2	0	5	0	28	3	0	.156
Schoeneweis,S	0	0	3.00	6	0	0	1	0	0	3.0	3	1	1	0	0	1	0	2	0	0	.273
Shields,R	0	0	5.40	1	0	0	1	0	0	1.2	5	5	1	2	0	0	0	1	0	0	.455
Washburn,J	1	2	5.02	5	5	0	0	0	0	28.2	30	17	16	6	1	10	2	17	0	0	.278
Weber,B	0	1	10.80	9	0	0	3	0	0	8.1	15	10	10	1	1	4	1	8	0	0	.405
ANGELS	11	5	4.82	16	16	0	16	0	7	140.0	141	81	75	21	6	53	9	113	7	0	.266
OPPONENTS	5	11	6.35	16	16	0	16	0	4	136.0	181	101	96	24	6	39	8	82	4	0	.320



ANGELS IN THE POST-SEASON (2004)

2004 SEASON:

The Angels clinched the AL West title with a 5-4 victory, Oct. 2 at Oakland, despite numerous injuries to key players throughout the season (14 players went on DL)...Marked organization's first division crown in 18 seasons (1986)...Represented club's fourth division crown (1979, 1982 & 1986) and fifth trip to post-season (2002 Wild Card entrant)...The clincher came 22 years to the day that Angels won West in 1982 (6-5 vs. Texas)...Angels' 92 wins on season marked third most (tied w/1986) in club history...Each season Angels have won 92 games-or-more they have made post-season (1982-93, 1986-92 & 2002-99)...Angels were six games back on June 21 (49-45), marking largest deficit overcome to win division title in club history...The final weekend series against Athletics marked first time since 1980 two teams entered such weekend tied for division title and playing each other to close regular season (Philadelphia at Montreal; 2-1 Phillies)...Angels finished with a home attendance club record of 3,375,677, the second highest mark in the AL and third highest in the major leagues...Club finished in a virtual tie for first place in the American League in batting average (.2824) with Boston (.2819), after posting a .268 mark in 2003...The mark tied the club record (.282) also set in 2002 and 1979...The Angels ranked first in the AL for fewest strikeouts (942) for the third straight season (838 in 2003 & 805 in 2002)...The club led the league with 143 stolen bases, marking the second time in club history (220 in 1975)...Vladimir Guerrero set or tied Angels' season records in average by a right-handed hitter (.337), runs scored (124, led league), hits by right-hander (206) and total bases (366-tied club record and led league)...He would become the second player in club history bestowed with AL MVP honors (Baylor, 1979)...The Angels finished with a 4.28 ERA, ranking fourth in AL (4.28 in 2003, 6th)...Bartolo Colon posted 18 wins, the most by a first-year Angel since Bill Singer with 20 in 1973...The bullpen finished 25-16 with a 3.47 ERA (590.1 IP - 189 ER) with 50 saves (3rd in AL) in 67 chances (75%)...The bullpen ERA led the AL for the third straight season...The Angels ranked first in the AL in strikeouts with a club record 1,164, led by Kelvim Escobar (191)...Angels ranked tied for second in league with club record .985 fielding percentage...The Angels committed 90 errors in 162 games, and tied club record for errorless games with 93...Darin Erstad earned Gold Glove honors at first base.

POST-SEASON:

2004 DIVISION SERIES

After a post-season absence in 2003, the Angels returned to the playoffs in 2004 to face the Boston Red Sox, who claimed the AL Wild Card, in the American League Division Series...2004 was the Angels' second Division Series appearance (2002 vs. New York) and second post-season matchup against Boston (lost in '86 ALCS, 4-3)...On Angels' Division Series roster, 10 of 25 players had yet to appear in post-season in their careers, including Alfredo Amezaga, Jeff DaVanon, Kelvim Escobar, Kevin Gregg, Vladimir Guerrero, Casey Kotchman, Dallas McPherson, Josh Paul, Curtis Pride and Adam Riggs...In Game 1 at Angel Stadium, the Angels fell to Boston, 9-3, after a seven-run fourth inning put the Sox up 8-0...Five of the runs in the inning were unearned, after the Angels led the Major Leagues by allowing just 36 unearned runs during the season...Troy Glaus and Darin Erstad homered off Curt Schilling to account for two of the three Angel runs...In Game 2, the Angels took a 3-1 lead against Pedro Martinez, courtesy of a two-run Vladimir Guerrero single in the fifth, into the sixth inning before the Red Sox posted seven unanswered runs over the final four frames...The torrid Red Sox offense put Boston up 6-1 after six innings in Game 3 at Fenway Park...A dramatic grand slam from Guerrero in the seventh frame tied the game at 6-6 but a 10th inning, walk-off home run off the bat of David Ortiz sealed the Angels' fate as Boston was on their way to the ALCS and eventual World Series title...The Angels were swept for the first time in post-season play...The game would mark the Angel farewells to Troy Percival, David Eckstein, Troy Glaus and Ramon Ortiz.



Guerrero's grand slam in Game 3

ANGELS IN THE POST-SEASON (2004)



2004 ALDS RECAP BOSTON RED SOX VS. ANAHEIM ANGELS Oct. 5-8, 2004 (BEST OF FIVE, RED SOX WIN SERIES 3-0)



GAME 1 - Tuesday, October 5 at Anaheim (D)

BOSTON	1	0	0	7	0	0	0	1	0	—	9	11	1
ANAHEIM	0	0	0	1	0	0	2	0	0	—	3	9	1

E: Figgins, Schilling. LOB: Boston 9; Anaheim 9. HR: Millar (off Washburn), Ramirez (off Shields), Glaus (off Schilling), Erstad (off Schilling) SB: Damon, Figgins. WP: Gregg, LP - Washburn

T: 3:04. A: 44,608.

GAME 2 - Wednesday, October 6 at Anaheim (N)

BOSTON	0	1	0	0	0	2	1	0	4	—	8	12	0
ANAHEIM	0	1	0	0	2	0	0	0	0	—	3	7	0

DP: Boston 2; Anaheim 1. GDP: Nixon. LOB: Boston 10; Anaheim 5. HR: Varitek (off Colon). SB: Damon. CS: DaVanon. PO: Bellhorn. SF: Ramirez. HB: by Martinez (Erstad); by Rodriguez (Varitek). WP: Rodriguez 2, Donnelly.

WP - Martinez, LP - Rodriguez. T: 3:48. A: 45,118.

GAME 3 - Friday, October 8 at Boston (D)

ANAHEIM	0	0	0	1	0	0	5	0	0	0	—	6	8	2
BOSTON	0	0	2	3	1	0	0	0	0	2	—	8	12	0

E: Figgins, Eckstein. DP: Anaheim 1. GDP: Varitek. LOB: Anaheim 10; Boston 12. HR: Glaus (off Arroyo), Guerrero (off Timlin), Ortiz (off Washburn). SB: Kennedy. S: Damon. SF: Ramirez. SH: Amezaga. HB: by Arroyo (Figgins).

WP - Lowe, LP - Rodriguez. T: 4:11. A: 35,547.

ANGELS 2004 DIVISION SERIES STATISTICS

PLAYER	AVG	G	AB	R	H	TB	2B	3B	HR	RBI	SH	SF	HP	BB	IBB	SO	SB	CS	DP	E
Amezaga, A	.000	2	2	0	0	0	0	0	0	0	1	0	0	0	0	2	0	0	0	0
Anderson, G	.154	3	13	1	2	2	0	0	0	0	0	0	0	0	0	3	0	0	0	0
DaVanon, J.	.200	3	10	1	2	2	0	0	0	0	0	0	0	2	0	1	0	1	0	0
Eckstein, J.	.333	3	12	2	4	4	0	0	0	0	0	0	0	0	0	1	0	0	0	1
Erstad, D	.500	3	10	2	5	9	1	0	1	2	0	0	1	3	0	1	0	0	0	0
Figgins, C	.143	3	14	0	2	2	0	0	0	0	0	0	1	0	0	5	1	0	0	2
Glaus, T	.364	3	11	3	4	12	2	0	2	3	0	0	0	2	0	4	0	0	0	0
Guerrero, V	.167	3	12	1	2	5	0	0	1	6	0	0	0	2	1	4	0	0	0	0
Kotchman, C	.000	2	1	0	0	0	0	0	0	0	0	0	0	0	0	0	0	0	0	0
McPherson, D	.111	3	9	0	1	1	0	0	0	1	0	0	0	0	0	4	0	0	0	0
Molina, B	.167	3	6	0	1	1	0	0	0	0	0	0	0	0	0	2	0	0	0	0
Molina, J	.333	2	3	2	1	1	0	0	0	0	0	0	0	2	0	0	0	0	0	0
Pride, C	.000	2	2	0	0	0	0	0	0	0	0	0	0	0	0	1	0	0	0	0
Riggs, A	.000	2	1	0	0	0	0	0	0	0	0	0	0	0	0	0	0	0	0	0
TOTALS	.226	3	106	12	24	39	3	0	4	12	1	0	2	11	1	28	1	1	0	3

PITCHER	W	L	ERA	G	GS	CG	GF	SHO	SV	IP	H	R	ER	HR	HB	BB	IBB	SO	WP	BK	AVG
Colon, B	0	0	4.50	1	1	0	0	0	0	6.0	7	3	3	1	0	3	0	3	0	0	.304
Donnelly, B	0	0	10.80	2	0	0	1	0	0	3.1	3	4	4	0	0	2	2	5	1	0	.231
Escobar, K	0	0	8.10	1	1	0	0	0	0	3.1	5	5	3	0	0	5	1	4	0	0	.333
Gregg, K	0	0	0.00	1	0	0	0	0	0	2.0	3	0	0	0	0	1	0	0	1	0	.333
Ortiz, R	0	0	4.50	1	0	0	1	0	0	2.0	2	1	1	0	0	1	1	0	0	0	.250
Rodriguez, F	0	2	3.86	1	0	0	0	0	0	4.2	4	2	2	0	1	3	1	5	2	0	.235
Shields, R	0	0	6.00	2	0	0	0	0	0	3.0	5	2	2	1	0	2	1	3	0	0	.357
Washburn, J	0	1	10.80	2	1	0	1	0	0	3.1	6	8	4	2	0	3	0	3	0	0	.353
TOTALS	0	3	5.86	3	3	0	3	0	0	27.2	35	25	18	4	1	20	6	23	4	0	.302

OPP

CLUB POST-SEASON



2005 SEASON:

The Angels clinched its second straight AL West title with a 4-3 victory Sept. 27 at Oakland, marking the club's fifth Western Division crown and sixth overall trip to the post-season (2002 Wild Card entrant)...Angels finished with a 95-67 record, seven games ahead of Oakland in the AL West...The 95 wins marked second most in club history (99 in 2002) as the 7.0 division lead was the biggest game differential in a division title season...The club was in first place 171 of 183 days...Halos went 22-9 to finish regular season (14-2 over final 16 games)...44 of 95 wins were in comeback fashion, including 16 when trailing after 6 innings (most in ML)...Halos led Majors batting .296 with RISP and .279 with RISP and 2 outs...The club also led the Majors with 161 stolen bases...Garret Anderson set or extended the Angels' all-time records in hits (1,929), total bases (3,062), extra-base hits (565), doubles (403) and RBI (1,043)...Chone Figgins set the club record for base hits by a switch-hitter (186) and led the Majors with 62 stolen bases...Despite missed time with a shoulder separation, Vlad Guerrero finished 3rd in AL in average (.317), tied for 10th in home runs (32) and tied for 9th in RBI (108)...Figgins and Bartolo Colon shared team MVP honors.



The Angels finished with a 3.68 ERA, ranking third in AL, and ranked first in strikeouts with 1,126...Francisco Rodriguez led the bullpen with 45 saves (T1st in AL) in 50 chances and converted his last 18 opportunities...Scot Shields set a club record with 78 appearances...Seven Angel pitchers finished with a record above .500, led by Colon's 21-8 mark, the most wins in the AL which paved the way to his first Cy Young Award....Three Angels ranked in the top 10 in ERA in the AL, including Jarrod Washburn (4th, 3.20), Lackey (6th, 3.44) and Colon (8th, 3.48)...The Angels ranked tied for first in league with club record tying .986 fielding percentage...Orlando Cabrera tied the club mark for fielding percentage by shortstop (.988, also David Eckstein in 2004), which also tied for the ML lead in 2005...Angels finished with a home attendance club record of 3,404,686, the second highest mark in the AL and third highest in the major leagues...The record surpasses the 2004 mark of 3,375,667.

POST-SEASON:

2005 DIVISION SERIES RECAP

The first round of the Division Series matched the Angels against the New York Yankees, a team they defeated in the first round of the 2002 playoffs...The Halos' win on the last day of the regular season was crucial as it gave the club home field advantage over New York for the Division Series.

Game 1 matched Mike Mussina vs. Bartolo Colon at Angel Stadium...A first inning, bases-clearing double by Robinson Cano proved to be too much for the Angels to overcome as it lifted the Yankees to a 4-2 win and a 1-0 series lead...It marked the fifth consecutive post-season series the Angels dropped Game 1.

In Game 2, the Angels defeated the Yankees 5-3 rallying from 2-0 deficit...Bengie Molina's solo HR in the 8th inning marked his second post-season HR in as many games...His 2-out RBI single in 6th inning tied the score at 2-2 and Orlando Cabrera's two-run single in the 8th frame proved to be the game-winner.

As the series shifted to the Bronx for Game 3, a three-run home run by Garret Anderson off Randy Johnson in the first inning sparked the Halos' offense to 11 runs on 19 hits...The 19 hits established a new playoff high for the Angels...Anderson finished with four hits and five RBI and Bengie Molina homered for the third straight game.

The Halos would have to wait out a day of rain before Game 4...John Lackey, pitching on three days rest for Jarrod Washburn (scratched due to throat infection), limited the Yankees to one run on two hits in 5.2 innings of work...New York rallied from a 2-0 deficit, scoring one run in the sixth inning and two runs in the seventh frame for a 4-3 win...Both clubs totaled just four hits in the game, with Chone Figgins and Orlando Cabrera each collecting RBI doubles in the sixth inning for the Angels...The series was tied at 2-2 with Game 5 being played the next night, over 3,000 miles across the country in Anaheim.

The deciding game of the series was a rematch of Game 1 starters in Mussina and Colon...Colon would leave after just 1+ IP due to a strained right shoulder...The season came down to 22 year-old Ervin Santana, who was summoned from the bullpen...After an early 2-0 lead taken by the Yankees in the top of the second inning, the Halos put up three runs in the bottom half of the frame with Adam Kennedy's two-run triple serving as the key blow...Santana would settle in and work 5.1 innings, allowing just three runs...A solo HR by Derek Jeter in the 7th inning brought the score to 5-3 but Francisco Rodriguez closed the door with the tying runs on base in the 9th...For the second time in four seasons the Angels bounced the Yankees from the first round of the playoffs.

Santana became the sixth rookie winning pitcher in a winner-take-all postseason game and third to do it in last 20 years, along with John Lackey (2002 World Series vs. Giants) and Jaret Wright (1997 ALDS vs. Yankees).





(BEST OF FIVE, ANGELS WIN SERIES 3-2)

2005 LEAGUE CHAMPIONSHIP SERIES RECAP

The Angels matched up with the Chicago White Sox in the ALCS with hopes of advancing to the World Series for the second time in four seasons...A well-rested Chicago team awaited the Angels, who were playing three games in three cities (New York, Anaheim & Chicago) in consecutive days – the first time it occurred in Major League post-season history...The Angels would also be without Bartolo Colon for the remainder of the post-season.

In Game 1, Paul Byrd gave the club 6+ innings, allowing just two earned runs in lifting the club to a 3-2 win...Garret Anderson opened the scoring with a solo home run in the second inning and the Angels received RBI's from Vladimir Guerrero and Orlando Cabrera in the third frame...Neither team would score a run after the fourth inning as Scot Shields and Francisco Rodriguez combined on three scoreless frames to close out the victory.

Game 2 was shrouded with controversy as an apparent third strike call by umpire Doug Eddings to end the 9th inning resulted in AJ Pierzynski reaching first base amidst mass confusion on the field...Pinch-runner Pablo Ozuna promptly stole second base and scored the game-winning run on Joe Crede's double...Mark Buehrle went the distance for Chicago to earn the win as the Halos were held to one run on five hits...The series was tied at 1-1 and shifting to Anaheim.

In Game 3, another strong pitching performance did in the Angels as Jon Garland tossed a complete game en route to a 5-2 White Sox win...Paul Konerko's three-run home run in the first inning was all the offense needed on this night as the Angels' were limited to two runs (a 2-run HR by O. Cabrera) on four hits.

More of the same for the Halos in Game 4 as the offense posted just two runs on six hits off Freddy Garcia, the third straight White Sox starter to hurl a complete game...Konerko struck again in the first inning with another three-run shot off Ervin Santana as the Sox cruised to an 8-2 victory.

Game 5 saw the Angels take their first lead since Game 1, a 3-2 cushion entering the seventh inning...The White Sox seemed destined for the World Series as they scored four unanswered runs from the 7th frame on and Jose Contreras silenced the Angel bats, tossing the fourth straight complete game for Chicago...The Angels managed just 11 runs in the five-game series, the fewest by an ALCS team since Boston in 1990...For the second straight season, the Angels were eliminated from the playoffs by the eventual World Champion.



LEAGUE
CHAMPIONSHIP
SERIES
05

2005 ALCS RECAP WHITE SOX VS. ANGELS

Oct. 11-16, 2005

(BEST OF SEVEN, WHITE SOX WIN SERIES 4-1)



LEAGUE
CHAMPIONSHIP
SERIES
05

GAME 1 - Tuesday, October 11 at Chicago (N)

LAA	0	1	2	0	0	0	0	0	0	—	3	7	1
CWS	0	0	1	1	0	0	0	0	0	—	2	7	0

E: Figgins. LOB: CWS 6, LAA 4. HR: Anderson (off Contreras), Crede (off Byrd). SB: Figgins, Erstad. CS: Podsednik, Pierzynski. SH: Figgins.

HB: Rowand (Byrd).

WP - Byrd, LP - Contreras, S - Rodriguez. T: 2:47. A: 40,659.

GAME 2 - Wednesday, October 12 at Chicago(N)

LAA	0	0	0	0	1	0	0	0	0	—	1	5	3
CWS	1	0	0	0	0	0	0	0	1	—	2	7	1

E: Washburn, Guerrero, Paul, Uribe. DP: CWS 2; LAA 1. GDP: Kennedy, Guerrero. LOB: CWS 4, LAA 7. HR: Quinlan (off Buehrle). SB: Ozuna.

SH: Iguchi, Kennedy. HB: Iguchi (Washburn), B. Molina (Buehrle).

WP - Buehrle, LP - Escobar. T: 2:34. A: 41,013.

GAME 3 - Friday, October 14 at Anaheim (N)

CWS	3	0	1	0	1	0	0	0	0	—	5	11	0
LAA	0	0	0	0	0	2	0	0	0	—	2	4	0

DP: CWS 1, LAA 2. GDP: Guerrero, Rowand. LOB: CWS 6, LAA 1. HR: Konerko (off Lackey), Cabrera (off Garland). SH: Iguchi.

WP - Garland, LP - Lackey. T: 2:42. A: 44,725.

GAME 4 - Saturday, October 15 at Anaheim (N)

CWS	3	0	1	1	1	0	0	2	0	—	8	8	1
LAA	0	1	0	1	0	0	0	0	0	—	2	6	1

E: Garcia, Cabrera. DP: LAA 1. GDP: Uribe. LOB: CWS 5, LAA. HR: Konerko (off Santana), Pierzynski (off Santana). SB: Podsednik 2, Dye. CS: Crede.

HB: Iguchi (Santana).

WP - Garcia, LP - Santana. T: 2:46. A: 44,857.

GAME 5 - Sunday, October 16 at Anaheim (N)

CWS	0	1	0	0	1	0	1	1	2	—	6	8	1
LAA	0	0	1	0	2	0	0	0	0	—	3	5	2

E: Kennedy, Contreras, Escobar. DP: LAA 1. LOB: CWS 9, LAA 4. HR: Crede (off Escobar). SB: Podsednik. CS: Iguchi SF: Crede, Rowand, Anderson.

SH: Figgins, Pierzynski. HB: Iguchi (Byrd). PB: Pierzynski.

WP - Contreras, LP - Escobar T: 3:11. A: 44,712.

ANGELS IN THE POST-SEASON (2005)



ANGELS 2005 LEAGUE CHAMPIONSHIP SERIES STATISTICS

PLAYER	AVG	G	AB	R	H	TB	2B	3B	HR	RBI	SH	SF	HP	BB	IBB	SO	SB	CS	GI DP	E
Anderson, G	.176	5	17	2	3	6	0	0	1	2	0	1	0	1	0	5	0	0	0	0
Cabrera, O	.200	5	20	1	4	8	1	0	1	3	0	0	0	0	0	2	0	0	0	1
DaVanon, J	.000	3	1	0	0	0	0	0	0	0	0	0	0	0	0	0	0	0	0	0
Erstad, D	.235	5	17	1	4	5	1	0	0	0	0	0	0	1	0	2	1	0	0	0
Figgins, D	.118	5	17	1	2	3	1	0	0	1	2	0	0	1	0	3	1	0	0	1
Finley, S	.222	3	9	1	2	2	0	0	0	0	0	0	0	0	0	2	0	0	1	0
Guerrero, V	.050	5	20	0	1	1	0	0	0	1	0	0	0	0	0	1	0	0	2	1
Izturis, M	.000	1	0	0	0	0	0	0	0	0	0	0	0	0	0	0	0	0	0	0
Kennedy, A	.286	5	14	3	4	4	0	0	0	1	1	0	0	0	0	1	0	0	1	1
Kotchman, C	.286	2	7	0	2	3	1	0	0	1	0	0	0	1	0	1	0	0	0	0
Molina, B	.118	5	17	0	2	2	0	0	0	1	0	0	1	0	0	2	0	0	0	0
Molina, J	.333	1	3	0	1	1	0	0	0	0	0	0	0	0	0	0	0	0	0	0
Paul, J	.000	1	0	0	0	0	0	0	0	0	0	0	0	0	0	0	0	0	0	1
Quinlan, R	.333	1	3	1	1	4	0	0	1	1	0	0	0	0	0	2	0	0	0	0
Rivera, J	.111	3	9	1	1	2	1	0	0	0	0	0	0	0	0	1	0	0	0	0
TOTALS	.175	5	154	11	27	41	5	0	3	11	3	1	1	4	0	22	2	0	4	7

PITCHER	W	L	ERA	G	GS	CG	GF	SHO	SV	IP	H	R	ER	HR	HB	BB	IBB	SO	WP	OPP BK	AVG
Byrd, P	1	0	3.38	2	2	0	0	0	0	10.2	10	4	4	1	2	2	0	2	0	0	.256
Donnelly, B	0	0	0.00	3	0	0	1	0	0	3.1	2	0	0	0	1	0	5	0	0	0	.182
Escobar, K	0	2	2.08	2	0	0	1	0	0	4.1	4	3	1	1	0	2	0	10	0	0	.222
Gregg, K	0	0	0.00	1	0	0	0	0	0	2.0	1	0	0	0	0	1	0	3	0	0	.143
Lackey, J	0	1	9.00	1	1	0	0	0	0	5.0	8	5	5	1	0	1	0	3	0	0	.381
Rodriguez, F	0	0	0.00	2	0	0	2	0	1	2.1	2	2	0	0	0	3	0	3	0	0	.250
Santana, E	0	1	10.38	1	1	0	0	0	0	4.1	3	6	5	2	1	3	0	2	0	0	.188
Shields, R	0	0	0.00	4	0	0	0	0	0	6.0	4	0	0	0	0	1	1	5	0	0	.200
Washburn, J	0	0	0.00	1	1	0	0	0	0	4.2	4	1	0	0	1	1	0	1	0	0	.235
Yan, E	0	0	9.00	1	0	0	1	0	0	2.0	3	2	2	0	0	1	0	2	0	0	.375
TOTALS	1	4	3.43	5	5	0	5	0	1	44.2	41	23	17	5	4	16	1	36	0	0	.248

ANGELS 2005 CUMULATIVE POST-SEASON STATISTICS

PLAYER	AVG	G	AB	R	H	TB	2B	3B	HR	RBI	SH	SF	HP	BB	IBB	SO	SB	CS	GI DP	E
Anderson, G	.222	10	36	4	8	19	0	1	3	9	0	2	0	1	0	5	0	0	0	0
Cabrera, O	.220	10	41	4	9	15	3	0	1	6	0	0	0	0	0	3	0	0	0	2
DaVanon, J	.000	4	1	1	0	0	0	0	0	0	0	0	0	0	0	0	0	0	0	0
Erstad, D	.270	10	37	2	10	13	3	0	0	3	0	0	0	1	0	8	1	0	1	0
Figgins, D	.132	10	38	3	5	9	2	1	0	3	2	0	0	2	0	11	1	1	1	1
Finley, S	.150	8	20	3	3	4	1	0	0	1	4	0	0	1	0	6	0	0	1	0
Guerrero, V	.184	10	38	5	7	7	0	0	0	1	0	0	1	2	1	3	1	1	2	1
Izturis, M	.000	1	0	0	0	0	0	0	0	0	0	0	0	0	0	0	0	0	0	0
Kennedy, A	.258	10	31	3	8	10	0	1	0	3	2	0	0	0	0	4	0	2	1	1
Kotchman, C	.222	4	9	0	2	3	1	0	0	1	0	0	0	1	0	1	0	0	0	0
Molina, B	.286	10	35	5	10	19	0	0	3	6	0	0	2	0	0	2	0	0	0	0
Molina, J	.500	2	4	1	2	2	0	0	0	1	0	0	0	0	0	0	0	0	0	0
Paul, J	.000	2	0	0	0	0	0	0	0	0	0	0	0	0	0	0	0	0	0	1
Quinlan, R	.400	3	5	1	2	5	0	0	1	1	0	0	0	0	0	2	0	0	0	0
Rivera, J	.269	8	26	4	7	12	2	0	1	1	0	0	0	1	0	3	0	0	0	0
TOTALS	.227	10	321	36	73	118	12	3	9	36	8	2	3	9	1	48	3	4	6	8

PITCHER	W	L	ERA	G	GS	CG	GF	SHO	SV	IP	H	R	ER	HR	HB	BB	IBB	SO	WP	OPP BK	AVG
Byrd, P	1	0	5.02	3	3	0	0	0	0	14.1	17	8	8	2	2	4	0	4	0	0	.298
Colon, B	0	1	4.50	2	2	0	0	0	0	8.0	10	4	4	0	1	2	0	7	0	0	.313
Donnelly, B	0	0	2.45	4	0	0	1	0	0	3.2	4	2	1	0	0	2	0	5	0	0	.286
Escobar, K	1	2	1.59	6	0	0	2	0	0	11.1	6	4	2	2	0	7	0	15	2	0	.150
Gregg, K	0	0	0.00	1	0	0	0	0	0	2.0	1	0	0	0	0	1	0	3	0	0	.143
Lackey, J	0	1	4.41	3	3	0	0	0	0	16.1	15	8	8	1	0	10	0	12	2	0	.250
Rodriguez, F	0	0	1.59	5	0	0	5	0	3	5.2	7	3	1	1	0	3	0	5	0	0	.318
Santana, E	1	1	7.45	2	1	0	0	0	0	9.2	8	9	8	3	2	5	0	4	0	0	.229
Shields, R	1	1	1.64	8	0	0	1	0	0	11.0	8	2	2	0	0	4	1	10	0	0	.205
Washburn, J	0	0	0.00	1	1	0	0	0	0	4.2	4	1	0	0	1	1	0	1	0	0	.235
Yan, E	0	0	9.00	1	0	0	1	0	0	2.0	3	2	2	0	0	1	0	2	0	0	.375
TOTALS	4	6	3.65	10	10	0	10	0	3	88.2	83	43	36	9	6	40	1	68	4	0	.251

CLUB POST-SEASON



ANGELS IN THE POST-SEASON (2007)

2007 DIVISION SERIES RECAP

For the second time in four seasons, the Angels faced the Boston Red Sox in the Division Series. Unfortunately for the Halos, they suffered the same fate as the 2004 ALDS vs. Boston - swept in three games to the eventual World Series Champions. The Angels scored in just two of 27 innings in the series and were held to a .192 (19/99) batting average. The Red Sox outscored the Angels 19-4 in the series.

Game 1 at Fenway Park belonged to Josh Beckett as he handcuffed the Angels all night in a complete game, four-hit shutout. The Red Sox did all the scoring they would need in the first three innings with home runs from Kevin Youkilis (solo) and David Ortiz (2-run).

Game 2 at Fenway Park was a 4-hour, 5-minute affair that ended in dramatic fashion. The Angels offense gave the club its first runs of the series with a three-run second inning to put the Halos up 3-2. The scoring was highlighted by RBI doubles from Chone Figgins and Orlando Cabrera. After the Red Sox tied the game with a sacrifice fly in the 5th frame, the game remained tied until the bottom of the 9th. With one out and a runner on second base, Francisco Rodriguez was summoned from the bullpen to face the heart of the lineup. A strikeout of Youkilis and an intentional walk to Ortiz set the table for Manny Ramirez. Ramirez connected for a three-run "walk-off" home run to give the Red Sox a commanding 2-0 series lead heading to Anaheim. The walk-off home run was the second suffered by the Angels in a span of three playoff games at Fenway Park (also Game 3 of 2004 ALDS). The Angels recorded five stolen bases in the contest but stranded 11 baserunners.

Game 3 at Angel Stadium matched Curt Schilling up with Jered Weaver in the largest crowd in Angel Stadium history (45,262). A scoreless affair until the top of the 4th when Ortiz and Ramirez connected for back-to-back home runs. It remained a 2-0 lead for Boston until the top of the 7th when the Red Sox exploded for seven runs to seal the Angels' fate. The defeat was the seventh straight post-season loss for the Angels and the ninth consecutive playoff loss to the Red Sox.



2007 ALDS RECAP ANGELS VS. RED SOX

Oct. 3-7, 2007

(BEST OF FIVE, RED SOX WIN SERIES 3-0)



GAME 1 - Wednesday, October 3, 2007 at Boston (N)

LAA	0	0	0	0	0	0	0	0	0	—	0	4	0
BOS	1	0	3	0	0	0	0	0	0	—	4	9	0

LOB: LAA 3, BOS 4. HR: Youkilis (off Lackey), Ortiz (off Lackey) CS: Lugo. GIDP: Crisp, Drew, Varitek.

WP - Beckett (CG-SHO), LP - Lackey T: 2:27. A: 37,597.

GAME 2 - Friday, October 5, 2007 at Boston (N)

LAA	0	3	0	0	0	0	0	0	0	—	3	7	0
BOS	2	0	0	0	1	0	0	0	3	—	6	6	1

LOB: LAA 11, BOS 8. HR: Ramirez (walk-off off F. Rodriguez) E: Lowell SB: Izturis (2), Kendrick (2), Willits, Crisp.

HBP: Guerrero. SF: Lowell.

WP - Papelbon, LP - Speier T: 4:05. A: 37,706.

GAME 3 - Sunday, October 7, 2007 at Anaheim (D)

BOS	0	0	0	2	0	0	0	7	0	—	9	10	0
LAA	0	0	0	0	0	0	0	0	1	—	1	8	0

LOB: BOS 4, LAA 8. HR: Ortiz (off Weaver), Ramirez (off Weaver) SB: Lugo. SF: Youkilis. GIDP: Kendrick, Youkilis, Ellsbury.

WP - Schilling, LP - Weaver T:3:29. A: 45,262.

ANGELS IN THE POST-SEASON (2007)



ANGELS 2007 DIVISION SERIES STATISTICS

PLAYER	AVG	G	AB	R	H	TB	2B	3B	HR	RBI	SH	SF	HP	BB	IBB	SO	SB	CS	GI DP	E
Anderson, G	.222	3	9	0	2	3	1	0	0	0	0	0	0	1	0	2	0	0	0	0
Aybar, E	.000	1	1	0	0	0	0	0	0	0	0	0	0	0	0	0	0	0	0	0
Cabrera, O	.250	3	12	0	3	4	1	0	0	1	0	0	0	1	0	1	0	0	0	0
Figgins, C	.231	3	13	1	3	5	2	0	0	1	0	0	0	0	0	4	0	0	0	0
Guerrero, V	.200	3	10	0	2	2	0	0	0	0	0	0	1	1	0	0	0	0	0	0
Haynes, N	.000	1	1	0	0	0	0	0	0	0	0	0	0	0	0	1	0	0	0	0
Izturis, M	.333	3	12	1	4	6	2	0	0	0	0	0	0	0	0	2	2	0	0	0
Kendrick, H	.200	3	10	0	2	2	0	0	0	1	0	1	0	0	0	1	2	0	1	0
Kotchman, C	.000	2	5	1	0	0	0	0	0	0	0	0	0	2	0	1	0	0	0	0
Mathis, J	.000	2	3	0	0	0	0	0	0	1	0	0	0	0	0	0	0	0	0	0
Morales, K	.111	3	9	1	1	1	0	0	0	0	0	0	0	0	0	2	0	0	0	0
Napoli, M	.167	3	6	0	1	1	0	0	0	0	0	0	0	0	0	3	0	0	0	0
Quinlan, R	.000	1	0	0	0	0	0	0	0	0	0	0	0	0	0	0	0	0	0	0
Rivera, J	.333	2	3	0	1	1	0	0	0	0	0	0	0	1	0	1	0	0	0	0
Willits, R	.000	3	4	0	0	0	0	0	0	0	0	0	0	1	0	2	1	0	0	0
TOTALS	.192	3	99	4	19	25	6	0	0	4	0	1	1	7	0	20	5	0	1	0

PITCHER	W	L	ERA	G	GS	CG	GF	SHO	SV	IP	H	R	ER	HR	HB	BB	IBB	SO	WP	BK	OPP	AVG
Escobar,K	0	0	5.40	1	1	0	0	0	0	5.0	4	3	3	0	0	5	1	5	0	0		.222
Lackey,J	0	1	6.00	1	1	0	0	0	0	6.0	9	4	4	2	0	2	0	4	1	0		.391
Moseley, D	0	0	0.00	1	0	0	1	0	0	1.0	1	0	0	0	0	0	0	1	0	0		.333
Oliver, D	0	0	27.00	1	0	0	0	0	0	0.2	2	2	2	0	0	0	0	0	0	0		.400
Rodriguez,F	0	0	54.00	1	0	0	1	0	0	0.1	1	2	2	1	0	1	1	1	0	0		.500
Santana,E	0	0	0.00	1	0	0	1	0	0	2.0	0	0	0	0	0	0	0	2	0	0		.000
Shields, S	0	0	2.25	2	0	0	0	0	0	4.0	0	1	1	0	0	4	0	4	0	0		.000
Speier, J	0	1	27.00	2	0	0	0	0	0	1.2	4	5	5	0	0	1	0	0	0	0		.500
Weaver	0	1	3.60	1	1	0	0	0	0	5.0	4	2	2	2	0	3	0	5	0	0		.222
TOTALS	0	3	6.66	3	3	0	3	0	0	25.2	25	19	19	5	0	16	2	22	1	0		.269

ANGELS RETIRED UNIFORM NUMBERS

No.	Individual	Year
11	Jim Fregosi	1998
26	Gene Autry	1982
29	Rod Carew	1986
30	Nolan Ryan	1992
50	Jimmie Reese	1995

Note: The Angels and Major League Baseball retired number 42 on Jackie Robinson's behalf in 1997.

ANGELS MEMORIAL UNIFORM MARKINGS

1978 - Black armband on left sleeve honoring passing of teammate Lyman Bostock.

1992 - Initials "DJ" on left sleeve honoring passing of coach Deron Johnson.

1994-95 - Black armband with "REESE 50" in white on right sleeve and circular black patch with "REESE 50" in white on left sleeve (worn during second half of 1994 and spring of 1995) in honor of the late coach Jimmie Reese.

1999 - Caricature of Gene Autry with "26" in circular patch on right sleeve honoring the late Owner.

2009 - Black encircled patch with white #34 in honor of the late Nick Adenhardt (above the heart).

2009 - Diamond-shaped patch with "Preston" inscribed in honor of the late Preston Gomez (on right sleeve).





ANGELS IN THE POST-SEASON (2008)

2008 DIVISION SERIES RECAP

For the third time in five seasons and fourth time in eight total playoff appearances (1986, 2004, 2007 & 2008), the Angels faced off against the Boston Red Sox (AL wild card entrant). The Halos entered the series with home-field advantage throughout the playoffs with the Majors' best record (100-62). The Angels also entered the 2008 post-season having dropped their last seven overall playoff games and last nine post-season games against Boston.

In Game 1 at Angel Stadium, the Angels' offense sputtered at the hands of Red Sox starter Jon Lester (7 IP, 6 H, 1 R, 0 ER, 1 BB, 7 SO) in the 4-1 setback. The Angels fell to 0-5 all-time in Game 1 in ALDS play. John Lackey (6.2 IP, 4 H, 2 R, 2 ER, 1 HR, 3 BB, 5 SO) suffered the loss despite a solid outing. The Angels held a 1-0 lead through five innings (courtesy of a Torii Hunter RBI single) before Jason Bay put the Red Sox up for good with a two-run shot off Lackey in the top of the sixth. The Angels' 2-5 hitters were 8-for-15 (.533) but the team went 1-for-7 with runners in scoring position, stranding nine baserunners.

In Game 2 at Angel Stadium, the Angels clawed back from an early four-run deficit to knot the game at 5-5 in the 8th inning. The momentum quickly evaporated as JD Drew's two-run home run off Francisco Rodriguez in the 9th frame proved to be the game-winner to put the Red Sox in a commanding 2-0 series lead. The Angels were down 0-2 in a playoff series for the fourth time in club history. The loss was the ninth consecutive playoff setback for the Angels and 11th straight playoff loss to Boston (an MLB record vs. one opponent). Chone Figgins' triple to lead off the 8th inning was the Angels' first extra-base hit of the series (first 19 hits were singles). The Angels were 3-for-14 with RISP while stranding 11 runners. Torii Hunter logged RBI singles in the 1st and 5th innings and drove in three of the Angels' six runs over the first two games.

In Game 3 at Fenway Park, the Angels beat the Red Sox in the playoffs for the first time since Oct. 11, 1986 (Game 4 of ALCS), snapping an 11-game skid to Boston. The 5-4, 12-inning win (5 hr., 19 min.) marked the longest post-season game in club history. Erick Aybar's 12th-inning RBI single scoring Mike Napoli was the game-winner. Napoli connected for two home runs marking the fifth time an Angel logged a multi-HR game in post-season history. Napoli became just the sixth MLB catcher with a multi-HR game in the playoffs. Napoli's first HR snapped the Angels' streak of 68 consecutive post-season innings without a home run. Jered Weaver (2 IP, 1 H, 1 BB, 3 SO) earned the victory in the first relief appearance of his career. The Angels' 3-4-5 hitters (Teixeira, Guerrero and Hunter) were a combined 20-for-39 (.513) through the first three games of the series. The Halos were 3-for-14 with RISP in Game 3 and were 7-for-35 (.200) through three games of the series, stranding 36 runners.

Game 4 at Fenway Park would end in a fashion all-too-familiar to the Angels - a walk-off, series-clinching win for the Red Sox. A clutch two-out, two-run single by Torii Hunter in the bottom of the 8th inning tied the game a 2-2. In the top of the 9th, the Halos looked poised to take the lead after a leadoff double by pinch-hitter Kendry Morales. However, the scoring threat was foiled after a botched suicide squeeze ended the rally. In the 9th, Jed Lowrie's two-out RBI single plated Jason Bay from second base with the winning run. For the third time in five seasons, the Angels were eliminated from the playoffs by the Red Sox in the first round.



2008 ALDS RECAP ANGELS VS. RED SOX

Oct. 1-6, 2008

(BEST OF FIVE, RED SOX WIN SERIES 3-1)



GAME 1 - Wednesday, October 1, 2008 at Anaheim (N)

BOS	0	0	0	0	0	2	0	0	2	—	4	8	1
LAA	0	0	1	0	0	0	0	0	0	—	1	9	1

LOB: BOS 9, LAA 9. HR: Bay (off Lackey) E: Lowrie, Matthews SB: Ellsbury (2) HBP: Lowrie (by Lackey)

WP - Lester, LP - Lackey T: 3:14. A: 44,996.

GAME 2 - Friday, October 3, 2008 at Anaheim (N)

BOS	4	0	0	1	0	0	0	0	2	—	7	14	0
LAA	1	0	0	1	1	0	1	1	0	—	5	11	2

LOB: BOS 10, LAA 11. HR: Bay (off Santana), Drew (off F. Rodriguez) E: Aybar, Hunter SB: Ellsbury. SF: Teixeira. GDP: Varitek.

WP - Papelbon, LP - F. Rodriguez T: 3:51. A: 45,354.

GAME 3 - Sunday, October 5, 2008 at Boston (N)

LAA	1	0	2	0	1	0	0	0	0	0	1	—	5	16	0
BOS	0	3	0	0	1	0	0	0	0	0	0	—	4	7	0

LOB: LAA 16, BOS 8. HR: Napoli (2 off Beckett) SB: Figgins, Guerrero, Crisp. CS: Ellsbury SH: Kendrick HBP: Pedroia (by Saunders), Napoli (by Delcarmen) GDP: Varitek. Outfield Assist: Bay.

WP - Weaver, LP - Lopez T: 5:19. A: 39,067.

GAME 4 - Monday, October 6, 2008 at Boston (N)

LAA	0	0	0	0	0	0	0	2	0	—	2	6	1
BOS	0	0	0	0	2	0	0	0	1	—	3	9	0

LOB: LAA 7, BOS 6. E: Figgins. CS: Willits. SH: Kendrick. GDP: Kotsay, Ellsbury. PB: Varitek

WP - Delcarmen, LP - Shields T: 2:50. A: 38,785.



ANGELS IN THE POST-SEASON (2008)



ANGELS 2008 DIVISION SERIES STATISTICS

PLAYER	AVG	G	AB	R	H	TB	2B	3B	HR	RBI	SH	SF	HP	BB	IBB	SO	SB	CS	GI DP	E
Anderson, G	.158	4	19	1	3	3	0	0	0	0	0	0	0	1	0	4	0	0	0	0
Aybar, E	.111	4	18	0	2	2	0	0	0	1	0	0	0	0	0	2	0	0	0	1
Figgins, C	.333	4	21	2	7	10	1	1	0	1	0	0	0	0	0	6	1	0	0	1
Guerrero, V	.467	4	15	2	7	8	1	0	0	0	0	0	0	4	0	1	1	0	0	0
Hunter, T	.389	4	18	0	7	7	0	0	0	5	0	0	0	1	0	3	0	0	0	1
Kendrick, H	.118	4	17	0	2	2	0	0	0	0	2	0	0	0	0	7	0	0	0	0
Mathis, J	.500	1	2	0	1	0	0	0	0	0	0	0	0	0	0	1	0	0	0	0
Matthews, G	.000	3	5	0	0	0	0	0	0	0	0	0	0	0	0	2	0	0	0	1
Morales, A	.500	4	4	0	2	3	1	0	0	0	0	0	0	0	0	0	0	0	0	0
Napoli, M	.250	4	12	3	3	9	0	0	2	4	0	0	1	2	0	3	0	0	0	0
Rivera, J	.125	3	8	1	1	1	0	0	0	1	0	0	0	3	0	2	0	0	0	0
Teixeira, M	.467	4	15	4	7	7	0	0	0	1	0	1	0	4	0	3	0	0	0	0
Willits, R	---	3	0	0	0	0	0	0	0	0	0	0	0	0	0	0	0	1	0	0
TOTALS	.273	4	154	13	42	53	3	1	2	13	2	1	1	15	0	34	2	1	0	4

PITCHER	W	L	ERA	G	GS	CG	GF	SHO	SV	IP	H	R	ER	HR	HB	BB	IBB	SO	WP	BK	OPP AVG
Arredondo, J	0	0	0.00	3	0	0	1	0	0	3.2	2	0	0	0	0	0	0	4	0	0	.154
Lackey, J	0	1	2.63	2	2	0	0	0	0	13.2	11	4	4	1	1	4	0	6	0	0	.212
Oliver, D	0	0	0.00	2	0	0	0	0	0	1.1	0	0	0	0	0	1	0	1	0	0	.000
Rodriguez, F	0	1	7.71	2	0	0	1	0	0	2.1	5	2	2	1	0	2	0	2	0	0	.455
Santana, E	0	0	8.44	1	1	0	0	0	0	5.1	8	5	5	1	0	0	0	3	0	0	.308
Saunders, J	0	0	7.71	1	1	0	0	0	0	4.2	5	4	4	0	1	4	0	2	0	0	.278
Shields, S	0	1	4.76	4	0	0	1	0	0	5.2	6	3	3	0	0	1	0	7	0	0	.273
Weaver, J	1	0	0.00	1	0	0	1	0	0	2.0	1	0	0	0	0	1	0	3	0	0	.143
TOTALS	1	3	4.19	4	4	0	4	0	0	38.2	38	18	18	3	2	15	0	28	0	0	.250

ANGELS WESTERN DIVISION CLINCHING DATES

Year	No.	Date	Details
1979	158	Sept. 25	Angels defeat Kansas City, 4-1, at Anaheim Stadium (Tanana over Chamberlain).
1982	161	Oct. 2	Angels defeat Texas, 6-4, at Anaheim Stadium (Goltz over Hough).
1986	153	Sept. 26	Angels defeat Texas, 8-3, at Anaheim Stadium (Candelaria over Mohorcic).
2004	161	Oct. 2	Angels defeat Oakland, 5-4 at Network Associates Coliseum (Donnelly over Rincon).
2005	157	Sept. 27	Angels defeat Oakland, 4-3 at McAfee Coliseum (Santana over Kennedy).
2007	156	Sept. 23	Angels defeat Seattle, 7-4 at Angel Stadium (Lackey over Jeff Weaver).
2008	145	Sept. 10	Angels defeat New York Yankees, 4-2 at Angel Stadium (Moseley over Pettitte).
2009	156	Sept. 28	Angels defeat Texas, 11-0 at Angel Stadium (Santana over Hunter).





ANGELS IN THE POST-SEASON (2009)

2009 DIVISION SERIES RECAP

The Angels faced the Red Sox in the Division Series for the third consecutive season and fourth time in six years (fifth time overall in nine franchise playoff berths)...Angels vs. Red Sox Part V marked the first AL playoff matchup in history to be played five times...Red Sox won all four previous playoff series...The 2009 sweep by the Angels was the first in club playoff history.

PITCHING LEADS THE WAY IN GAMES 1 & 2: John Lackey and Jered Weaver earned wins in each of the first two games at Angel Stadium, becoming the first two Angels to pitch at least 7 innings in consecutive playoff games since Jarrod Washburn and Lackey did so in Games 3 & 4 of 2002 ALCS vs. Twins...Weaver's (7.1 IP, 2 H, 1 R, 7 K) start in Game 2 was the longest start in club postseason history while allowing 2 or fewer hits...Lackey's (7.1 IP, 0 ER) performance in Game 1 was the longest scoreless start by a pitcher in club postseason history...Angel pitchers held Boston to a .131 clip (8/61) over the first two games...Angels' 5-0 win in Game 1 was the first shutout in Halos' postseason history and ended a six-game home playoff losing streak.

CLASSIC COMEBACK IN GAME 3: The Angels' 9th inning comeback in Boston (trailed by two runs with none on and 2 out) was accomplished with each of the three batters who scored reaching base with two strikes and two outs...It marked the 10th time in 2009 the Halos rallied from a deficit of at least four runs to win...All three runs surrendered by J. Papelbon ended his 26-inning postseason scoreless streak...The Game 3 comeback win was the first in the playoffs with a team down by two runs and no one on in the 9th since Game 5 of 2005 NLCS at Houston (Cardinals scored 3 runs with two outs - A. Pujols 3-run shot off Brad Lidge)...Bobby Abreu brought the game within a run with a two-out double off the Green Monster...After an intentional walk to Torii Hunter, Vladimir Guerrero followed with a two-run single that proved to be the game-winner...Guerrero had been limited to one RBI over his previous 19 playoff games.



2009 ALDS RECAP RED SOX VS. ANGELS

Oct. 8-11, 2009

(BEST OF FIVE, ANGELS WIN SERIES 3-0)



GAME 1 - Thursday, October 8, 2009 at Anaheim (N)

BOS	0	0	0	0	0	0	0	0	—	0	4	3
LAA	0	0	0	0	3	0	2	0	x	—	5	7

LOB: BOS 5, LAA 8. HR: Hunter (off Lester) E: Gonzalez, Lowell, Bay, Mathis. SH: Figgins, Mathis. HBP: Hunter (by Ramirez) GIDP: Lowell

Lowell Off Assist: Bay

WP - Lackey, LP - Lester T: 3:09. A: 45,070.

GAME 2 - Friday, October 9, 2009 at Anaheim (N)

BOS	0	0	0	1	0	0	0	0	0	—	1	4	0
LAA	0	0	0	1	0	0	3	0	x	—	4	6	0

LOB: BOS 6, LAA 3. SB: Kendrick, Izturis. CS: Abreu SF: Morales HBP: Napoli (by Beckett)

WP - Weaver, LP - Beckett, S - Fuentes. T: 3:11. A: 45,223.

GAME 3 - Sunday, October 11, 2009 at Boston (D)

LAA	0	0	0	1	0	1	0	2	3	—	7	11	0
BOS	0	0	3	2	0	0	0	1	0	—	6	7	1

LOB: LAA 7, BOS 5. HR: Drew (off Kazmir), Morales (off Buchholz). E: Youkilis SB: Rivera, Gathright.

HBP: Napoli (by Buchholz) GIDP: Rivera

WP - Oliver, LP - Papelbon, S - Fuentes. T: 3:49. A: 38,704.



ANGELS IN THE POST-SEASON (2009)



ANGELS 2009 DIVISION SERIES STATISTICS

CROSSLAND 2009 DIVISION 1 HITTERS STATISTICS																				GI	
PLAYER	AVG	G	AB	R	H	TB	2B	3B	HR	RBI	SH	SF	HP	BB	IBB	SO	SB	CS	DP	E	
Abreu,B	.556	3	9	4	5	7	2	0	0	1	0	0	0	4	0	0	0	1	0	0	
Aybar,E	.364	3	11	2	4	7	1	1	0	2	0	0	0	0	0	1	0	0	0	0	
+Brown,M	.000	0	0	0	0	0	0	0	0	0	0	0	0	0	0	0	0	0	0	0	
Budde,R	.000	0	0	0	0	0	0	0	0	0	0	0	0	0	0	0	0	0	0	0	
+Evans,T	.000	0	0	0	0	0	0	0	0	0	0	0	0	0	0	0	0	0	0	0	
Figgins,D	.000	3	12	1	0	0	0	0	0	0	1	0	0	1	0	6	0	0	0	0	
Guerrero,V	.400	3	10	2	4	4	0	0	0	2	0	0	0	2	0	1	0	0	0	0	
Hunter,T	.200	3	10	2	2	6	1	0	1	3	0	0	1	2	1	1	0	0	0	0	
Izturis,M	.143	2	7	1	1	1	0	0	0	1	0	0	0	0	0	2	1	0	0	0	
Kendrick,H	.200	2	5	1	1	1	0	0	0	0	0	0	0	0	0	2	1	0	0	0	
Mathis,J	.333	2	3	0	1	1	0	0	0	0	1	0	0	0	0	2	0	0	0	1	
Matthews,G	.000	1	1	0	0	0	0	0	0	0	0	0	0	0	0	0	0	0	0	0	
Morales,K	.200	3	10	1	2	5	0	0	1	3	0	1	0	1	0	0	0	0	0	0	
Napoli,M	.250	2	4	1	1	2	1	0	0	0	0	0	2	0	0	1	0	0	0	0	
+Pettit,C	.000	0	0	0	0	0	0	0	0	0	0	0	0	0	0	0	0	0	0	0	
Quinlan,R	.000	0	0	0	0	0	0	0	0	0	0	0	0	0	0	0	0	0	0	0	
Rivera,J	.273	3	11	1	3	4	1	0	0	2	0	0	0	0	0	2	1	0	2	0	
+Sandoval,F	.000	0	0	0	0	0	0	0	0	0	0	0	0	0	0	0	0	0	0	0	
+Trumbo,M	.000	0	0	0	0	0	0	0	0	0	0	0	0	0	0	0	0	0	0	0	
Willits,R	.000	1	0	0	0	0	0	0	0	0	0	0	0	0	0	0	0	0	0	0	
+Wilson,R	.000	0	0	0	0	0	0	0	0	0	0	0	0	0	0	0	0	0	0	0	
Wood,B	.000	0	0	0	0	0	0	0	0	0	0	0	0	0	0	0	0	0	0	0	
Totals	.258	3	93	16	24	38	6	1	2	14	2	1	3	10	1	18	3	1	2	1	

PITCHER	R/L	W	L	ERA	G	GS	CG	GF	SHO	SV	IP	H	R	ER	HR	HB	BB	IBB	SO	WP	BK	OPP
Arredondo, J	R	0	0	---	0	0	0	0	0	0	0.0	0	0	0	0	0	0	0	0	0	0	.000
+Bell, T	R	0	0	---	0	0	0	0	0	0	0.0	0	0	0	0	0	0	0	0	0	0	.000
+Bulger, J	R	0	0	0.00	1	0	0	0	0	0	1.0	0	0	0	0	0	1	0	1	0	0	.000
*Escobar, K	R	0	0	---	0	0	0	0	0	0	0.0	0	0	0	0	0	0	0	0	0	0	.000
Fuentes, B	L	0	0	0.00	2	0	0	2	0	2	1.2	0	0	0	0	0	1	0	0	0	0	.000
+Jepsen, K	R	0	0	6.75	2	0	0	0	0	0	1.1	3	1	1	0	0	0	0	1	0	0	.429
Kazmir, S	L	0	0	7.50	1	1	0	0	0	0	6.0	5	5	5	1	0	3	0	1	0	0	.217
Lackey, J	R	1	0	0.00	1	1	0	0	0	0	7.1	4	0	0	0	0	1	0	4	1	0	.160
+Mosebach, B	R	0	0	---	0	0	0	0	0	0	0.0	0	0	0	0	0	0	0	0	0	0	.000
*Moseley, D	R	0	0	---	0	0	0	0	0	0	0.0	0	0	0	0	0	0	0	0	0	0	.000
+O'Sullivan, S	R	0	0	---	0	0	0	0	0	0	0.0	0	0	0	0	0	0	0	0	0	0	.000
Oliver, D	L	1	0	0.00	3	0	0	1	0	0	2.1	1	0	0	0	0	0	0	2	0	0	.125
+Ortega, A	R	0	0	---	0	0	0	0	0	0	0.0	0	0	0	0	0	0	0	0	0	0	.000
+Palmer, J	R	0	0	---	0	0	0	0	0	0	0.0	0	0	0	0	0	0	0	0	0	0	.000
+Rodriguez, R	R	0	0	---	0	0	0	0	0	0	0.0	0	0	0	0	0	0	0	0	0	0	.000
+Rodriguez, F	R	0	0	---	0	0	0	0	0	0	0.0	0	0	0	0	0	0	0	0	0	0	.000
Santana, E	R	0	0	---	0	0	0	0	0	0	0.0	0	0	0	0	0	0	0	0	0	0	.000
Saunders, J	L	0	0	---	0	0	0	0	0	0	0.0	0	0	0	0	0	0	0	0	0	0	.000
*Shields, R	R	0	0	---	0	0	0	0	0	0	0.0	0	0	0	0	0	0	0	0	0	0	.000
+Thompson, R	R	0	0	---	0	0	0	0	0	0	0.0	0	0	0	0	0	0	0	0	0	0	.000
Weaver, J	R	1	0	1.23	1	1	0	0	0	0	7.1	2	1	1	0	0	2	0	7	0	0	.083
Totals		3	0	2.33	3	3	0	3	1	2	27.0	15	7	7	1	0	8	0	16	1	0	.158



CLUB POST-SEASON





ANGELS IN THE POST-SEASON (2009)

2009 LEAGUE CHAMPIONSHIP SERIES RECAP

Following a three-game sweep of Boston in the Division Series, the Halos were headed to the ALCS for the sixth time in club history...It marked the third playoff matchup with the New York Yankees, with the Angels winning both previous DS series in 2002 & 2005...Angels and Yankees were the two statistical leaders in several offensive categories during the 2009 campaign.

MISCUES LEAD TO 0-2: After setting a club record for fewest errors (85) committed during 2009 season, the Angels committed five errors leading to three unearned runs through the first two games in New York... While leading the Majors batting .297 with RISP during the regular season, the Halos hit .222 (4/18), stranding 21 runners after two games...The 13 innings played in Game 2 was the Angels' longest postseason game...2009 ALCS marked the fifth time Angels fell behind 0-2 in a playoff series.

ANOTHER GAME 3 COMEBACK: After spotting the Yankees a 3-0 lead through four innings, a solo HR by Howie Kendrick in the fifth inning put the Angels on the board...Vladimir Guerrero followed the next inning with a game-tying, two-run HR...The game would go to the bottom of the 11th inning where another "nobody on with two outs" rally took place...Kendrick lined a single up the middle and Jeff Mathis followed with a GW-RBI double to get the Angels back in the series...The comeback win snapped the Halos' six-game LCS losing streak and was the Halos' third walk-off hit in club playoff history (also Game 3 of '79 ALCS & Game 4 of '86 LCS)...Marked the 16th time in 2009 the club overcame a deficit of at least three runs and won (most in Majors).

CLASSIC GAME 5: Following a shutdown performance by C.C. Sabathia in a 10-1 Game 4 loss (8 IP, 1 ER), the Angels were facing elimination down 3-1 in the series...The Angels' four-run 1st inning in Game 5 marked the first time scoring in the 1st inning in the '09 postseason and the first time scoring in any of the first three frames of a game in the '09 playoffs...Starter John Lackey was lifted after 6.2 IP and that's when the trouble started - a six-run Yankee 7th inning put them out by 6-4 after 6 1/2 frames...However, the Halos immediately responded in the bottom half of the 7th with a leadoff hit by Jeff Mathis (his 6th consecutive hit, an Angels' playoff club record) and key RBI singles by Vladimir Guerrero and Kendry Morales...Brian Fuentes worked through a dicey 9th inning (1 IP, 2 BB, 1 HB) to preserve the one-run save and send the series back to the Bronx...The win was the Halos' 8th all-time in the postseason vs. New York - all of which have been of the comeback variety.

YANKEES TAKE THE PENNANT: In Game 6 at New York, a strong pitching performance by Andy Pettitte (6. IP, 1 ER, 6 SO), timely hitting by the Yankees and another game of Angels' miscues in the field sent New York to the World Series for the 40th time...The Halos' scratched across the games' first run with an RBI single by Bobby Abreu with two out in the 3rd...Starter Joe Saunders got out of jams in the 1st and 2nd innings before the Yankees tagged him for three runs in the 4th, sparked by Johnny Damon's two-run single...No scoring took place during innings 5-7 before the Halos' pulled within 3-2 on Vladimir Guerrero's two-out RBI single in the 8th, his last at-bat of the postseason...The RBI off Mariano Rivera was the first postseason earned run off the Yankees' closer since Game 2 of the 2000 World Series against the Mets...A comeback was not meant to be as New York capitalized on two crucial Angel errors in the bottom of the 8th (Kendrick fielding, Kazmir throwing) to push the lead to 5-2, it took only three outs for Rivera to get in the 9th to send the Yankees into a frenzied celebration... The Angels fell to 1-5 in six League Championship Series.



2009 ALCS RECAP ANGELS VS. YANKEES

Oct. 16-25, 2009

(BEST OF SEVEN, YANKEES WIN SERIES 4-2)



GAME 1 - Friday, October 16, 2009 at New York (N)

LAA	0	0	0	1	0	0	0	0	0	—	1	4	3
NY	2	0	0	0	1	1	0	0	x	—	4	10	0
LOB: LAA 5, NY 11. E: J. Rivera, Lackey, Hunter. SF: Rodriguez HBP: Cano (by Bulger) OF Assist: J. Rivera WP - Sabathia, LP - Lackey, S - M. Rivera. T: 3:18. A: 49,688.													

GAME 2 - Saturday, October 17, 2009 at New York (N)

LAA	0	0	0	0	2	0	0	0	0	0	1	0	0
NY	0	1	1	0	0	0	0	0	0	0	1	0	1
LOB: LAA 16, NY 12. HR: Jeter (off Saunders), Rodriguez (off Fuentes). E: Cano (2), Figgins, Jeter, Izturis. SH: Aybar, Figgins, Gardner. SB: Aybar HBP: Morales (by Burnett), Figgins (by Burnett) GIDP: Jeter, Matsui, Cano, Hunter. WP - Robertson, LP - Santana, T: 5:10. A: 49,922.													

GAME 3 - Monday, October 19, 2009 at Anaheim (D)

NY	1	0	0	1	1	0	0	1	0	0	0	—	4
LAA	0	0	0	0	1	2	1	0	0	0	1	—	5
LOB: NY 10, LAA 7. HR: Jeter (off Weaver), Rodriguez (off Weaver), Damon (off Weaver), Kendrick (off Pettitte), Guerrero (off Pettitte) SB: Aybar CS: Gardner SH: Aybar SF: Izturis GIDP: Hunter, Morales WP - Santana, LP - Aceves T: 4:21. A: 44,911.													



ANGELS IN THE POST-SEASON (2009)



GAME 4 - Tuesday, October 20, 2009 at Anaheim (N)

NYN	0	0	0	3	2	0	0	2	3	—	10	13	0
LAA	0	0	0	0	1	0	0	0	0	—	1	5	1

LOB: NYN 9, LAA 5. HR: Rodriguez (off Bulger), Damon (off Palmer) E: Abreu. SB: Rodriguez, Posada.

CS: Jeter, Gardner HBP: Swisher (by Santana) GIDP: J. Rivera

WP - Sabathia, LP - Kazmir T: 3:38. A: 45,160.

GAME 5 - Thursday, October 22, 2009 at Anaheim (N)

NYN	0	0	0	0	0	0	6	0	0	—	6	9	0
LAA	4	0	0	0	0	0	3	0	x	—	7	12	0

LOB: NYN 10, LAA 7. SB: Hunter, Aybar. SH: Figgins HBP: Cano (by Fuentes) GIDP: J. Rivera, Aybar

WP - Jepsen, LP - Hughes, S - Fuentes. T: 3:34. A: 45,113.

GAME 6 - Sunday, October 25, 2009 at New York (N)

LAA	0	0	1	0	0	0	0	1	0	—	2	9	2
NYN	0	0	0	3	0	0	0	2	x	—	5	9	0

LOB: LAA 6, NYN 11. E: Kendrick, Kazmir. SH: Cabrera (2), Swisher SF: Teixeira GIDP: Posada (2), Teixeira

WP - Pettitte, LP - Saunders, S - M. Rivera. T: 3:40. A: 50,173.

ANGELS 2009 LEAGUE CHAMPIONSHIP SERIES STATISTICS

PLAYER	AVG	G	AB	R	H	TB	2B	3B	HR	RBI	SH	SF	HP	BB	IBB	SO	SB	CS	DP	E	GI
Abreu,B	.160	6	25	2	4	6	2	0	0	2	0	0	0	4	3	8	0	0	0	0	1
Aybar,E	.250	6	20	2	5	6	1	0	0	1	2	0	0	1	0	1	3	0	2	0	0
Figgins,D	.130	6	23	2	3	3	0	0	0	1	2	0	1	3	0	3	0	0	0	0	1
Guerrero,V	.370	6	27	3	10	16	3	0	1	5	0	0	0	1	0	5	0	0	0	0	0
Hunter,T	.304	6	23	2	7	8	1	0	0	2	0	0	0	5	0	4	1	1	2	1	0
Izturis,M	.100	4	10	1	1	2	1	0	0	1	0	1	0	1	1	1	0	0	0	0	1
Kendrick,H	.286	4	14	3	4	9	0	1	1	1	0	0	0	1	0	1	0	0	0	0	1
Mathis,J	.583	5	12	2	7	12	5	0	0	1	0	0	0	0	0	2	0	0	0	0	0
Matthews,G	.000	3	4	1	0	0	0	0	0	0	0	0	0	1	0	3	0	0	0	0	0
Morales,K	.167	6	24	1	4	7	0	0	1	4	0	0	1	1	0	6	0	0	1	0	0
Napoli,M	.111	5	9	0	1	1	0	0	0	0	0	0	0	0	0	3	0	0	0	0	0
Quinlan,R	.000	0	0	0	0	0	0	0	0	0	0	0	0	0	0	0	0	0	0	0	0
Rivera,J	.200	6	25	0	5	6	1	0	0	0	0	0	0	0	0	1	0	0	2	1	0
Willits,R	.000	3	0	0	0	0	0	0	0	0	0	0	0	0	0	0	0	0	0	0	0
+Wilson,R	.000	0	0	0	0	0	0	0	0	0	0	0	0	0	0	0	0	0	0	0	0
Totals	.236	6	216	19	51	76	14	1	3	18	4	1	2	18	4	38	4	1	7	8	0

PITCHER	R/L	W	L	ERA	G	GS	CG	GF	SHO	SV	IP	H	R	ER	HR	HB	BB	IBB	SO	WP	BK	OPP
+Bulger,J	R	0	0	3.86	3	0	0	0	0	0	2.1	1	1	1	1	1	3	0	4	1	0	.125
Fuentes,B	L	0	0	3.00	3	0	0	1	0	1	3.0	1	1	1	1	1	3	2	3	0	0	.100
+Jepsen,K	R	1	0	2.45	3	0	0	0	0	0	3.2	5	1	1	1	0	2	0	2	0	0	.333
Kazmir,S	L	0	1	7.71	2	1	0	0	0	0	4.2	6	5	4	0	0	5	0	3	1	0	.333
Lackey,J	R	0	1	3.65	2	2	0	0	0	0	12.1	15	7	5	0	0	6	0	10	0	0	.300
Oliver,D	L	0	0	4.26	5	0	0	0	0	0	6.1	6	3	3	0	0	4	2	6	0	0	.261
+Palmer,J	R	0	0	13.50	2	0	0	2	0	0	2.2	5	4	4	1	0	1	0	2	0	0	.385
Santana,E	R	1	1	1.59	4	0	0	2	0	0	5.2	5	3	1	0	1	4	1	5	0	0	.250
Saunders,J	L	0	1	4.35	2	2	0	0	0	0	10.1	13	5	5	1	0	6	0	5	0	0	.317
Weaver,J	R	0	0	4.26	3	1	0	1	0	0	6.1	5	3	3	3	0	4	0	7	0	0	.208
Totals		2	4	4.40	6	6	0	6	0	1	57.1	62	33	28	8	3	38	5	47	2	0	.279





2009 ANGELS CUMULATIVE POST-SEASON STATS

PLAYER	GI																				PINCHHIT					
	AVG	G	AB	R	H	TB	2B	3B	HR	RBI	SH	SF	HP	BB	IBB	SO	SB	CS	DP	E	SLG	OBP	AB	H	HR	RBI
Abreu,B	.265	9	34	6	9	13	4	0	0	3	0	0	0	8	3	8	0	1	0	1	.382	.405	0	0	0	0
Aybar,E	.290	9	31	4	9	13	2	1	0	3	2	0	0	1	0	2	3	0	2	0	.419	.313	0	0	0	0
Figgins,D	.086	9	35	3	3	3	0	0	0	1	3	0	1	4	0	9	0	0	0	1	.086	.200	0	0	0	0
Guerrero,V	.378	9	37	5	14	20	3	0	1	7	0	0	0	3	0	6	0	0	0	0	.541	.425	0	0	0	0
Hunter,T	.273	9	33	4	9	14	2	0	1	5	0	0	1	7	1	5	1	1	2	1	.424	.415	0	0	0	0
Izturis,M	.118	6	17	2	2	3	1	0	0	2	0	1	0	1	1	3	1	0	0	1	.176	.158	1	0	0	1
Kendrick,H	.263	6	19	4	5	10	0	1	1	1	0	0	0	1	0	3	1	0	0	1	.526	.300	0	0	0	0
Mathis,J	.533	7	15	2	8	13	5	0	0	1	1	0	0	0	0	4	0	0	0	1	.867	.533	0	0	0	0
Matthews,G	.000	4	5	1	0	0	0	0	0	0	0	0	0	1	0	3	0	0	0	0	.000	.167	4	0	0	0
Morales,K	.176	9	34	2	6	12	0	0	2	7	0	1	1	2	0	6	0	0	1	0	.353	.237	0	0	0	0
Napoli,M	.154	7	13	1	2	3	1	0	0	0	0	0	2	0	0	4	0	0	0	0	.231	.267	1	0	0	0
Quinlan,R	.000	0	0	0	0	0	0	0	0	0	0	0	0	0	0	0	0	0	0	0	.000	.000	0	0	0	0
Rivera,J	.222	9	36	1	8	10	2	0	0	2	0	0	0	0	0	3	1	0	4	1	.278	.222	0	0	0	0
Willits,R	.000	4	0	0	0	0	0	0	0	0	0	0	0	0	0	0	0	0	0	0	.000	.000	0	0	0	0
+Wilson,R	.000	0	0	0	0	0	0	0	0	0	0	0	0	0	0	0	0	0	0	0	.000	.000	0	0	0	0
LAA	.243	9	309	35	75	114	20	2	5	32	6	2	5	28	5	56	7	2	9	9	.369	.314	6	0	0	1
OPPONENTS	.243	9	317	40	77	121	11	3	9	37	4	2	3	46	5	63	3	3	7	7	.382	.342	8	1	0	0
DH	.378	6	37	6	14	20	3	0	1	7	0	0	0	3	0	6	1	0	0	0	.541	.425	0	0	0	0

2016																							OPP
PITCHER	R/L	W	L	ERA	G	GS	CG	GF	SHO	SV	IP	H	R	ER	HR	HB	BB	IBB	SO	WP	BK	AVG	
+Bulger,J	R	0	0	2.70	4	0	0	0	0	0	3.1	1	1	1	1	1	4	0	5	1	0	.091	
Fuentes,B	L	0	0	1.93	5	0	0	3	0	3	4.2	1	1	1	1	1	4	2	3	0	0	.067	
+Jepsen,K	R	1	0	3.60	5	0	0	0	0	0	5.0	8	2	2	1	0	2	0	3	0	0	.364	
Kazmir,S	L	0	1	7.59	3	2	0	0	0	0	10.2	11	10	9	1	0	8	0	4	1	0	.268	
Lackey,J	R	1	1	2.29	3	3	0	0	0	0	19.2	19	7	5	0	0	7	0	14	1	0	.253	
Oliver,D	L	1	0	3.12	8	0	0	1	0	0	8.2	7	3	3	0	0	4	2	8	0	0	.226	
+Palmer,J	R	0	0	13.50	2	0	0	2	0	0	2.2	5	4	4	1	0	1	0	2	0	0	.385	
Santana,E	R	1	1	1.59	4	0	0	2	0	0	5.2	5	3	1	0	1	4	1	5	0	0	.250	
Saunders,J	L	0	1	4.35	2	2	0	0	0	0	10.1	13	5	5	1	0	6	0	5	0	0	.317	
Weaver,J	R	1	0	2.63	4	2	0	1	0	0	13.2	7	4	4	3	0	6	0	14	0	0	.146	
LAA		5	4	3.74	9	9	0	9	1	3	84.1	77	40	35	9	3	46	5	63	3	0	.243	
OPPONENTS		4	5	3.76	9	9	0	9	0	2	83.2	75	35	35	5	5	28	5	56	2	0	.243	

CENTURY CLUB

Complete list of Angels with 100 RBI seasons

Player	# of 100 RBI Seasons	Seasons
Vladimir Guerrero	4	2004-07
Garret Anderson	4	2000-03
Troy Claus	3	2000-02
Wally Joyner	2	1986-87
Tim Salmon	2	1995, 97
Mo Vaughn	2	1999-2000
Bobby Abreu	1	2009
Don Baylor	1	1979
Bobby Bonds	1	1977
Chili Davis	1	1993
Jim Edmonds	1	1995
Darin Erstad	1	2000
Dan Ford	1	1979
Bobby Grich	1	1979
Jose Guillen	1	2004
Reggie Jackson	1	1982
Kendrys Morales	1	2009
J.T. Snow	1	1995
Lee Thomas	1	1962
Leon Wagner	1	1962



ANGELS ALL-TIME POST-SEASON GAME-BY-GAME



Pitchers in CAPS represent complete game

Bold = home game

GM	DATE	OPP	W-L	SCORE	WINNER	LOSER	RECORD	ATTN	SERIES
(1979 ALCS vs. BALTIMORE)									
1	10/3/79	BAL	L	3-6	Stanhouse	Montague	0-1	52,787	52,787
2	10/4/79	BAL	L	8-9	Flannigan	Frost	0-2	52,108	104,895
3	10/5/79	BAL	W	4-3	Aase	Stanhouse	1-2	43,199	148,094
4	10/6/79	BAL	L	0-8	McGREGOR	Knapp	1-3	43,199	191,293
(1982 ALCS vs. MILWAUKEE)									
5	10/5/82	MIL	W	8-3	John	Caldwell	1-0	64,406	255,699
6	10/6/82	MIL	W	4-2	KISON	VUCKOVICH	2-0	64,179	319,878
7	10/8/82	MIL	L	3-5	Sutton	Zahn	2-1	50,134	370,012
8	10/9/82	MIL	L	5-9	Haas	John	2-2	51,003	421,015
9	10/10/82	MIL	L	3-4	McClure	Sanchez	2-3	54,968	475,983
(1986 ALCS vs. BOSTON)									
10	10/7/86	BOS	W	8-1	WITT	Clemens	1-0	32,993	508,976
11	10/8/86	BOS	L	2-9	HURST	McCaskill	1-1	32,786	541,762
12	10/10/86	BOS	W	5-3	Candelaria	Boyd	2-1	64,206	605,968
13	10/11/86	BOS	W	4-3 (11)	Corbett	Schiraldi	3-1	64,223	670,191
14	10/12/86	BOS	L	6-7 (11)	Crawford	Moore	3-2	64,223	734,414
15	10/14/86	BOS	L	4-10	Boyd	McCaskill	3-3	32,998	767,412
16	10/15/86	BOS	L	1-8	Clemens	Candelaria	3-4	33,001	800,413
(2002 ALDS vs. NEW YORK)									
17	10/1/02	NYN	L	5-8	Karsay	Weber	0-1	56,710	857,123
18	10/2/02	NYN	W	8-6	Rodriguez	Hernandez	1-1	56,695	913,818
19	10/4/02	NYN	W	9-6	Rodriguez	Stanton	2-1	45,072	958,890
20	10/5/02	NYN	W	9-5	Washburn	Wells	3-1	45,067	1,003,957
(2002 ALCS vs. MINNESOTA)									
21	10/8/02	MIN	L	1-2	Mays	Appier	0-1	55,562	1,059,519
22	10/9/02	MIN	W	6-3	Ortiz	Reed	1-1	55,990	1,115,509
23	10/11/02	MIN	W	2-1	Rodriguez	Romero	2-1	44,234	1,159,743
24	10/12/02	MIN	W	7-1	Lackey	Radke	3-1	44,830	1,204,573
25	10/13/02	MIN	W	13-5	Rodriguez	Santana	4-1	44,835	1,249,408
(2002 WORLD SERIES vs. SAN FRANCISCO)									
26	10/19/02	SF	L	3-4	Schmidt	Washburn	0-1	44,603	1,294,011
27	10/20/02	SF	W	11-10	Rodriguez	Rodriguez	1-1	44,584	1,338,595
28	10/22/02	SF	W	10-4	Ortiz	Hernandez	2-1	42,707	1,381,302
29	10/23/02	SF	L	3-4	Worrell	Rodriguez	2-2	42,703	1,424,005
30	10/24/02	SF	L	4-16	Zerbe	Washburn	2-3	42,713	1,466,718
31	10/26/02	SF	W	6-5	Donnelly	Worrell	3-3	44,506	1,511,224
32	10/27/02	SF	W	4-1	Lackey	Hernandez	4-3	44,598	1,555,822
(2004 ALDS vs. BOSTON)									
33	10/5/04	BOS	L	3-9	Schilling	Washburn	0-1	44,608	1,600,430
34	10/6/04	BOS	L	3-8	Martinez	Rodriguez	0-2	45,118	1,645,548
35	10/8/04	BOS	L	6-8 (10)	Lowe	Rodriguez	0-3	35,547	1,681,095
(2005 ALDS vs. NEW YORK)									
36	10/4/05	NYN	L	2-4	Mussina	Colon	0-1	45,142	1,726,237
37	10/5/05	NYN	W	5-3	Escobar	Wang	1-1	45,150	1,771,387
38	10/7/05	NYN	W	11-7	Shields	Small	2-1	56,277	1,827,664
39	10/9/05	NYN	L	2-3	Leiter	Shields	2-2	56,226	1,883,890
40	10/10/05	NYN	W	5-3	Santana	Mussina	3-2	45,133	1,929,023
(2005 ALCS vs. CHICAGO)									
41	10/11/05	CWS	W	3-2	Byrd	Contreras	1-0	40,659	1,969,682
42	10/12/05	CWS	L	2-1	BUEHRLE	Escobar	1-1	41,013	2,010,695
43	10/14/05	CWS	L	2-5	GARLAND	Lackey	1-2	44,725	2,055,420
44	10/15/05	CWS	L	2-8	GARCIA	Santana	1-3	44,857	2,100,277
45	10/16/05	CWS	L	3-6	CONTRERAS	Escobar	1-4	44,712	2,144,989
(2007 ALDS vs. BOSTON)									
46	10/3/07	BOS	L	0-4	BECKETT	Lackey	0-1	37,597	2,182,586
47	10/5/07	BOS	L	3-6	Papelbon	Speier	0-2	37,706	2,220,292
48	10/7/07	BOS	L	1-9	Schilling	Weaver	0-3	45,262	2,265,554
(2008 ALDS vs. BOSTON)									
49	10/1/08	BOS	L	1-4	Lester	Lackey	0-1	44,996	2,310,550
50	10/3/08	BOS	L	5-7	Papelbon	Rodriguez	0-2	45,354	2,355,904
51	10/5/08	BOS	W	5-4 (12)	Weaver	Lopez	1-2	39,067	2,394,971
52	10/6/08	BOS	L	2-3	Delcarmen	Shields	1-3	38,785	2,433,756
(2009 ALDS vs. BOSTON)									
53	10/8/09	BOS	W	5-0	Lackey	Lester	1-0	45,070	2,478,826
54	10/9/09	BOS	W	4-1	Weaver	Beckett	2-0	45,223	2,524,049
55	10/11/09	BOS	W	7-6	Oliver	Papelbon	3-0	38,704	2,562,753
(2009 ALCS vs. NEW YORK)									
56	10/16/09	NYN	L	1-4	Sabathia	Lackey	0-1	49,588	2,612,341
57	10/17/09	NYN	L	3-4 (13)	Robertson	Santana	0-2	49,922	2,662,263
58	10/19/09	NYN	W	5-4 (11)	Santana	Aceves	1-2	44,911	2,568,960
59	10/20/09	NYN	L	1-10	Sabathia	Kazmir	1-3	45,160	2,614,120
60	10/22/09	NYN	W	7-6	Jepsen	Hughes	2-3	45,114	2,659,234
61	10/25/09	NYN	L	2-5	Pettitte	Saunders	2-4	50,173	2,712,436

(27-34 in 61 all-time postseason games)





ANGELS ALL-TIME POST-SEASON HIGHS AND LOWS

TEAM BATTING

Runs, Game, Angels	13	-	Gm. 5, 2002 LCS
Runs, Game, Opponents	16	-	Gm. 5, 2002 WS
Runs, Inning, Angels	10	-	Gm. 5, 2002 LCS
Runs, Inning, Opponents	7	-	Twice; last, Gm. 3, 2007 DS
Hits, Game, Angels	19	-	Gm. 3, 2005 DS
Hits, Game, Opponents	16	-	Gm. 5, 2002 WS
Extra-Base Hits, Game, Angels	7	-	Gm. 3, 2005 DS
Extra-Base Hits, Game, Opponents	7	-	Gm. 5, 2002 WS
Home Runs, Game, Angels	4	-	Twice; last, Gm. 3, 2002 WS
Home Runs, Game, Opponents	4	-	3 times; last, Gm. 3, 2009 LCS
Singles, Game, Angels	15	-	Gm. 5, 2002 LCS
Singles, Game, Opponents	14	-	Gm. 6, 1986 LCS
Doubles, Game, Angels	5	-	Gm. 3, 2002 DS
Doubles, Game, Opponents	4	-	5 times; last, Gm. 4, 2009 LCS
Triples, Game, Angels	2	-	Gm. 3, 2005 DS
Triples, Game, Opponents	1	-	Several times
Left on Base, Angels	16	-	Gm. 2, 2009 LCS & Gm. 3, 2008 DS
Left on Base, Opponents	12	-	Gm. 2, 2009 LCS
Stolen Bases, Game, Angels	5	-	Gm. 2, 2007 DS
Stolen Bases, Game, Opponents	3	-	Gm. 4, 2005 LCS

TEAM FIELDING

Double Plays, Game, Angels	4	-	Gm. 1, 2002 DS
Double Plays, Game, Opponents	3	-	Twice; last, Gm. 4, 2002 WS
Errors, Game, Angels	3	-	4 times; last, Gm. 1, 2009 LCS
Errors, Game, Opponents	4	-	Gm. 5, 1982 LCS

TEAM PITCHING

Strikeouts, Game, Angels	13	-	Twice; last, Gm. 3, 2009 LCS
Strikeouts, Game, Opponents	12	-	Gm. 3, 2008 DS
Base on Balls, Game, Angels	9	-	3 times; last, Gm. 6, 2009 LCS
Base on Balls, Game, Opponents	8	-	Gm. 3, 2002 WS

INDIVIDUAL HITTING

At-Bats, Game	7	-	Guerrero, Gm. 2, 2009 LCS & Figgins, Gm. 3, 2008 DS
Runs, Game	3	-	Several players
Hits, Game	4	-	3 times; last, Anderson, Gm. 3, 2005 DS
Doubles, Game	2	-	Several players
Triples, Game	1	-	Several players
Home Runs, Game	3	-	Kennedy, Gm. 5, 2002 LCS
Grand Slams	1	-	Guerrero, Gm. 3, 2004 DS & Baylor, Gm. 4, 1982 LCS
RBI, Game	5	-	3 times; last, Anderson, Gm. 3, 2005 DS
Base on Balls, Game	4	-	Abreu, Gm. 1, 2009 DS
Strikeouts, Game	4	-	Kendrick, Gm. 2, 2008 DS

INDIVIDUAL PITCHING

Strikeouts, Game	8	-	Ryan, Gm. 1, 1979 LCS & Kison, Gm. 2, 1982 LCS
Base on Balls, Game	5	-	6 times; last, Escobar, Gm. 6, 2009 LCS
Earned Runs Allowed, Game	6	-	Twice; last, Washburn, Gm. 5, 2002 WS
Hits Allowed, Game	10	-	Twice; last, Ortiz, Gm. 2, 2002 LCS

TEAM MISCELLANEOUS

Longest Game, Innings	13	-	Gm. 2, 2009 LCS
Largest Margin, Victory	8	-	Gm. 5, 2002 LCS
Largest Margin, Loss	12	-	Gm. 5, 2002 WS
Largest Crowd, Home	64,406	-	Gm. 1, 1982 LCS
Smallest Crowd, Home	43,199	-	Gm. 3 & 4, 1979 LCS
Largest Crowd, Road	56,710	-	Gm. 1, 2002 DS
Smallest Crowd, Road	32,786	-	Gm. 2, 1986 LCS



ANGELS CAREER POST-SEASON LEADERS



BATTING (MINIMUM OF 25 AT-BATS)

BATTING AVERAGE

.368 (14/38)	Bob Boone	1982, 1986
.347 (25/72)	Troy Glaus	2002, 2004
.346 (9/26)	Gary Pettis	1986
.339 (40/118)	Darin Erstad	2002, 2004, 2005
.327 (18/55)	Scott Spiezio	2002
.314 (16/51)	Torii Hunter	2008-09
.308 (24/78)	Adam Kennedy	2002, 2005
.300 (24/80)	David Eckstein	2002, 2004

AT-BATS

147	Garret Anderson	2002, 2004-05, 2007-08
122	Chone Figgins	2002, 2004-05, 2007-09
118	Darin Erstad	2002, 2004, 2005
112	Vladimir Guerrero	2004-05, 2007-09
91	Bengie Molina	2002, 2004, 2005
80	David Eckstein	2002, 2004
72	Troy Glaus	2002, 2004

HITS

40	Darin Erstad	2002, 2004, 2005
36	Garret Anderson	2002, 2004-05, 2007-08
32	Vladimir Guerrero	2004-05, 2007-09
25	Troy Glaus	2002, 2004
24	Bengie Molina	2002, 2004, 2005
24	Adam Kennedy	2002, 2005
24	David Eckstein	2002, 2004
21	Chone Figgins	2002, 2004-05, 2007-09
18	Scott Spiezio	2002

PITCHING (MINIMUM OF 10 IP)

WINS

5	Francisco Rodriguez	2002, 2004-05, 2007-08
3	John Lackey	2002, 2004-05, 2007-09
2	Jered Weaver	2007-09
2	Ervin Santana	2005, 2007-09
2	Ramon Ortiz	2002, 2004
1	13 players tied	

LOSSES

4	Francisco Rodriguez	2002, 2004-05, 2007-08
4	John Lackey	2002, 2004-05, 2007-09
3	Jarrod Washburn	2002, 2004
2	Ervin Santana	2005, 2007-09
2	Scot Shields	2002, 2004-05, 2007-08
2	Kelvim Escobar	2004, 2005, 2007
2	Kirk McCaskill	1986

INNINGS PITCHED

78.0	John Lackey	2002, 2004-05, 2007-09
36.2	Jarrod Washburn	2002, 2004, 2005
31.2	Francisco Rodriguez	2002, 2004-05, 2007-08
25.1	Scot Shields	2002, 2004-05, 2007-08
23.0	Ervin Santana	2005, 2007-09
21.2	Kevin Appier	2002
20.2	Jered Weaver	2007-09
20.2	Mike Witt	1982, 1986
20	Brendan Donnelly	2002, 2004, 2005

HOME RUNS

9	Troy Glaus	2002, 2004
5	Garret Anderson	2002, 2004-05, 2007-08
4	Adam Kennedy	2002, 2005
4	Tim Salmon	2002
3	Bengie Molina	2002, 2004, 2005
3	Darin Erstad	2002, 2004, 2005
3	Scott Spiezio	2002

RUNS

18	Darin Erstad	2002, 2004, 2005
18	Troy Glaus	2002, 2004
17	Garret Anderson	2002, 2004-05, 2007-08
13	Adam Kennedy	2002, 2005
13	Vladimir Guerrero	2004-05, 2007-09
13	Chone Figgins	2002, 2004-05, 2007-09

DOUBLES

9	Darin Erstad	2002, 2004, 2005
6	Garret Anderson	2002, 2004-05, 2007-08
5	Jeff Mathis	2007-09
5	Chone Figgins	2002, 2004-05, 2007-09
5	Troy Glaus	2002, 2004
5	Doug DeCinces	1982, 1986

RUNS BATTED IN

22	Garret Anderson	2002, 2004-05, 2007-08
19	Scott Spiezio	2002
16	Troy Glaus	2002, 2004
14	Vladimir Guerrero	2004-05, 2007-09
13	Adam Kennedy	2002, 2005
12	4 players tied	

GAMES

21	Francisco Rodriguez	2002, 2004-05, 2007-08
17	Scot Shields	2002, 2004-05, 2007-08
17	Brendan Donnelly	2002, 2004, 2005
14	John Lackey	2002, 2004-05, 2007-08
9	Troy Percival	2002, 2004
9	Ben Weber	2002

ERA

0.84 (10.2 IP/1 ER)	John Candelaria	1986
1.93 (14 IP/3 ER)	Bruce Kison	1982
2.61 (20.2 IP/6 ER)	Jered Weaver	2007-09
3.05 (20.2 IP/7 ER)	Mike Witt	1982, 1986
3.12 (78 IP/27 ER)	John Lackey	2002, 2004-05, 2007-09
3.13 (31.2 IP/11 ER)	F. Rodriguez	2002, 2004-05, 2007-08
3.20 (25.1 IP/9 ER)	Scot Shields	2002, 2004-05, 2007-08

STRIKEOUTS

53	John Lackey	2002, 2004-05, 2007-09
41	F. Rodriguez	2002, 2004-05, 2007-08
25	Scot Shields	2002, 2004-05, 2007-08
24	Kelvim Escobar	2004, 2005, 2007
23	Brendan Donnelly	2002, 2004, 2005
22	Jered Weaver	2007-09
21	Jarrod Washburn	2002, 2004, 2005

SAVES

7	Troy Percival	2002, 2004
3	Brian Fuentes	2009
3	Francisco Rodriguez	2002, 2004-05, 2007-08
1	Donnie Moore	1986



The Spanish Voice of Sports
for So. California Since 1962

1330^{AM} **ESPN**
DEPORTES

www.radiodeportes.com

CLUB HISTORY



Through 50 years of Angels baseball, the Halos were American League West Division champs eight times, collected one AL pennant, and in 2002 became World Series champions.



START OF A FRANCHISE

In the winter of 1960, Gene Autry attended the American League expansion meeting in St. Louis seeking radio rights for his Golden West Broadcasting firm. On Dec, 6, 1960 he returned as Owner and Chairman of the Board of the expansion Los Angeles Angels.

Following is a chronological look at the beginning of the Los Angeles Angels:

1960

- Dec. 6** — At St. Louis, MO, the expansion Los Angeles Angels is awarded to Gene Autry, Robert O. Reynolds, Paul A. O'Bryan and associates.
- Dec. 8** — Fred Haney is named General Manager.
- Dec. 12** — Bill Rigney is named Field Manager.
- Dec. 14** — Haney and Rigney select 28 players from the American League player pool at a meeting in Boston...Total cost: \$2,150,000 including two minor league draft picks...First player drafted is pitcher Eli Grba.
- Dec. 16** — Palm Springs, CA announced as spring training site.

1961

- Jan. 14** — Leonard K. Firestone becomes part owner and Vice President of the Angels.
- Jan. 24** — Angels announce signing of first two players - outfielders Bob Cerv and Albie Pearson.
- Feb. 6** — Angels hold first public tryout camp at Sawtelle Hospital...Over 300 prospects attend tryout...Six players are signed.
- Feb. 24** — Angels open spring training camp in Palm Springs.
- Mar. 11** — Angels defeat Chicago Cubs in first exhibition game, 8-3, before an overflow crowd at the Polo Grounds in Palm Springs...Club also wins second game on March 12, 12-5.
- Apr. 11** — Behind the strong pitching of Eli Grba and power of Ted Kluszewski, the Angels rolled to a 7-2 victory in their first American League regular season game. Grba went the distance, allowing one earned run on six hits. Kluszewski hit a pair of home runs and collected five RBI. The Angels scored all seven runs in the first two frames, three in the first inning on back-to-back home runs by Kluszewski and Bob Cerv.

The Angels finished the 1961 season with a 70-91 record. The club's .435 winning percentage established and still stands as the best of any expansion team in major league history.

The Angels played at Wrigley Field in Los Angeles in 1961, then moved to Chavez Ravine (now Dodger Stadium) in 1962 and remained there through the 1965 season. In 1966, the franchise moved south to Anaheim and played 32 seasons at Anaheim Stadium. The club opened the 1997 season as the Anaheim Angels and began play at Edison Field in 1998.

Prior to the 2004 season the stadium name was changed to Angel Stadium of Anaheim. On Jan. 3, 2005 the official name of the franchise was changed to the Los Angeles Angels of Anaheim.

ANGELS ORIGINAL PLAYER DRAFT

The Angels drafted a total of 28 players from the existing American League clubs on December 14, 1960. Owners of the new Los Angeles and Washington clubs as well as their recently appointed front offices and field bosses — General Manager Fred Haney and Manager Bill Rigney of the Angels and General Manager Ed Doherty and Manager Mickey Vernon of the Senators — attended the session held in the league offices.

A price of \$75,000 was set on the players to be picked and both of the new clubs were required to select 28. The players were picked by categories, starting with pitchers, then catchers, infielders and outfielders. A toss of the coin determined which club had first choice in each group, and then they alternated. Haney won the toss for three positions — all but for outfielders.

Besides the 28 regular selections by both clubs, Los Angeles bought two players from the special minor league pool at \$25,000 apiece and Washington grabbed three. Thus, the Angels paid \$2,150,000 for their 30 players and the Senators shelled out \$2,175,000 for their 31 players in the unprecedented distribution.

Following is the order in which the Angels players were selected:

NOTE: Following the selections, Wilson notified the Angels and Cleveland that he intended to retire from the game. As a result, his selection was canceled several weeks later and the Indians sent pitcher Ted Bowsfield to the Angels as a replacement.

- | | |
|------------------------------|---|
| 1. Eli Grba, p, NY | 17. Jim Fregosi, inf, BOS |
| 2. Jerry Casale, p, BOS | 18. Bob Cerv, of, NY |
| 3. Duke Maas, p, NY | 19. Ken Hunt, of, NY |
| 4. Tex Clevenger, p, MIN | 20. Jim McAnany, of, CHI |
| 5. Bob Sprout, p, DET | 21. Earl Averill, c, CHI |
| 6. Audrey Gatewood, p, DET | 22. Faye Throneberry, of, MIN |
| 7. Ken McBride, p, CHI | 23. Ted Kluszewski, inf, CHI |
| 8. Ned Garver, p, KC | 24. Don Ross, inf, BAL |
| 9. Ron Moeller, p, BAL | 25. Julio Becquer, inf, MIN |
| 10. Bob Davis, p, KC | 26. Dean Chance, p, BAL |
| 11. Ed Sadowski, c, BOS | 27. Fred Newman, p, BOS |
| 12. Bob Rodgers, c, DET | 28. Bob Wilson, c, CLE |
| 13. Ed Yost, inf, DET | 29. Steve Bilko, 1b, DET from Denver |
| 14. Ken Aspromonte, inf, CLE | 30. Albie Pearson, of, BAL from Rochester |
| 15. Ken Hamlin, inf, KC | |
| 16. Gene Leek, inf, CLE | |



Eli Grba

LOS ANGELES ANGELS INAUGURAL GAME



APRIL 11, 1961

	1	2	3	4	5	6	7	8	9	R	H	E	LOB
LOS ANGELES	3	4	0	0	0	0	0	0	0	7	6	3	3
BALTIMORE	0	1	1	0	0	0	0	0	0	2	6	0	8

E: Los Angeles - Brickell 2, Aspromonte

2B: B. Robinson

S: Rice, Grba

DP: Los Angeles - 1 Baltimore - 1

HR: Kluszewski 2, Cerv

GDP: B. Robinson, Brickell

LOS ANGELES	WLS	IP	H	R	ER	HR	BB	SO	HB	WP	BK
Grba	W	9	6	2	1	0	4	5	0	1	0
BALTIMORE	WLS	IP	H	R	ER	HR	BB	SO	HB	WP	BK
Pappas	L	1.2	3	6	6	2	4	1	0	0	0
Papa	—	.1	1	1	1	1	0	1	0	0	0
Stock	—	2	1	0	0	0	0	1	1	0	0
Hoelt	—	3	1	0	0	0	0	3	0	0	0
Wilhelm	—	2	0	0	0	0	0	0	0	0	0

HB: Hunt (by Stock)

TIME: 2:33

PB: Triandos

ATTENDANCE: 37,352

UMPIRES: Stevens, Rice, Napp, Schwartz

1961 LOS ANGELES ANGELS' FIRSTS

LOS ANGELES	AB	R	H	BI
Yost, 3b	4	0	0	0
Aspromonte, 2b	4	1	1	0
Pearson, rf	3	2	1	1
Kluszewski, 1b	4	2	2	5
Becquer, 1b	0	0	0	0
Cerv, lf	4	1	1	1
Johnson, lf	0	0	0	0
Hunt, cf	2	0	0	0
Brickell, ss	4	0	1	0
Rice, c	2	0	0	0
Grba, p	3	1	0	0
TOTALS	30	7	6	7

BALTIMORE	AB	R	H	BI
Brandt, cf	5	1	2	0
Snyder, rf	3	0	1	0
B. Robinson, 3b	4	0	1	0
Gentile, 1b	4	1	1	0
Triandos, c	4	0	0	0
Hansen, ss	4	0	0	0
Stephens, lf	2	0	1	0
Breeding, 2b	4	0	0	0
Pappas, p	0	0	0	0
Papa, p	0	0	0	0
Philley, ph	1	0	0	0
Stock, p	0	0	0	0
E. Robinson, ph	1	0	0	0
Hoelt, p	0	0	0	0
Essegian, ph	1	0	0	0
Wilhelm, p	0	0	0	0
Zupo, ph	0	0	0	0
TOTALS	33	2	6	0

TEAM

GAME - April 11 at Baltimore (7-2 win)

PLATE UMPIRE - Johnny Stevens, April 11 at Baltimore

GAME TIME - 2:33, April 11 at Baltimore

WIN - April 11 at Baltimore (7-2)

HOME GAME - April 27 vs. Minnesota (4-2 loss)

HOME WIN - April 28 vs. Minnesota (6-5; 12 inn.)

LOSSES - April 15 at Boston (3-0)

SERIES WIN - April 27-29 vs. Minnesota (2-1)

ROAD SERIES WIN - June 5-7 at Baltimore (3-1)

SERIES SWEEP - July 3-4 vs. Kansas City (3-0)

ROAD SERIES SWEEP - July 5-6 at Minnesota (2-0)

HOMESTAND WIN - April 27 - May 10 (8-6)

EXTRA INNING GAME - April 23 at Detroit (3-2 loss; 11 inn.)

EXTRA INNING WIN - April 28 vs. Minnesota (6-5; 12 inn.)

COMPLETE GAME - Eli Grba, April 11 at Baltimore (7-2 win)

COMPLETE GAME (against) - Ike Delock, April 15 at Boston (3-0 win)

SHUTOUT - May 23 vs. Cleveland (9-0; Ken McBride, 4-hitter)

SHUTOUT (against) - April 15 at Boston (3-0; Ike Delock, 4-hitter)

LAST AT-BAT WIN - April 28 vs. Minnesota (6-5; 2-runs in 12th)

DOUBLEHEADER - April 20 at New York (lost 7-5 & 4-2)

HOME DOUBLEHEADER - April 30 vs. Kansas City (split; 6-4 & 2-3)

DOUBLEHEADER SWEEP - May 19 vs. Chicago (won 4-3 & 5-3)

EJECTION - Ed Yost, April 15 at Boston (8th inn. by plate umpire Jim Honochick)

BATTERS

BATTER - Ed Yost, April 11 at Baltimore (popout to shortstop)

FIRST PITCH - Strike by Milt Pappas to Ed Yost, April 11 at Baltimore

BASERUNNER - Albie Pearson, April 11 at Baltimore (1st inn.; walk)

HIT - Ted Kluszewski, April 11 at Baltimore (1st inn., 2-run HR)

RUN - Albie Pearson, April 11 at Baltimore (1st inn., scored on 2-run HR)

RBI - Ted Kluszewski, April 11 at Baltimore (1st inn., 2-run HR)

EXTRA BASE HIT - Ted Kluszewski, April 11 at Baltimore (1st inn., 2-run HR)

SINGLE - Albie Pearson, April 11 at Baltimore (2nd inn. to center)

BUNT SINGLE - Albie Pearson, April 15 at Boston (6th inn.)

DOUBLE - Ken Hunt, April 17 at Boston (3rd inn.)

TRIPLE - Ken Hunt, April 20 at New York (8th inn., 2nd game)

HOME RUN - Ted Kluszewski, April 11 at Baltimore (1st inn., 2-run, Milt Pappas)

SOLO HOME RUN - Bob Cerv, April 11 at Baltimore (1st inn., Milt Pappas)

TWO-RUN HOME RUN - Ted Kluszewski, April 11 at Baltimore (1st inn., Milt Pappas)

THREE-RUN HOME RUN - Ted Kluszewski, April 11 at Baltimore (2nd inn., John Papa)

GRAND SLAM HOME RUN - Lee Thomas, June 6 at Baltimore (2nd inn., Milt Pappas)

GRAND SLAM HOME RUN at HOME - George Thomas, Sept. 9 vs. Chicago (5th inn., Frank Baumann)

PINCH-HIT HOME RUN - Albie Pearson, April 17 at Boston (9th inn., Mike Forrester)

HOME RUN BY A PITCHER - Jerry Casale, May 9 vs. Boston (2nd inn., Ike Delock)

TWO-HOME RUN GAME - Ted Kluszewski, April 11 at Baltimore (Milt Pappas), John Papa

THREE-HOME RUN GAME - Lee Thomas, Sept. 5 at Kansas City (Lew Krausse, Ed Rakow, Bill Fischer)

BACK-TO-BACK HOME RUNS - Ted Kluszewski & Bob Cerv, April 11 at Baltimore (1st inn., Milt Pappas)

PINCH-HITTER - Faye Throneberry, April 15 at Boston (7th inn., groundout to 2B)

PINCH-HIT - Steve Bilko, April 17 at Boston (7th inn., double)

STOLEN BASE - Ken Hunt, April 20 at New York (2nd game)

WALK - Albie Pearson, April 11 at Baltimore (1st inn.)

STRIKEOUT - Ken Aspromonte, April 11 at Baltimore (1st inn.)

SACRIFICE - Del Rice, April 11 at Baltimore (6th inn., 1-3)

SACRIFICE FLY - Earl Averill, April 30 vs. Kansas City (2nd game)

HIT BY PITCH - Ken Hunt, April 11 at Baltimore (3rd inn., Wes Stock)

GROUND INTO DOUBLE PLAY - Fritz Brickell, April 11 at Baltimore (3rd inn., 5-4-3)

PUTOUT - Fritz Brickell, April 11 at Baltimore (force out - Aspromonte to Brickell; batter - Russ Snyder; runner - Jackie Brandt)

ASSIST - Ken Aspromonte, April 11 at Baltimore (force out - Aspromonte to Brickell; batter - Russ Snyder; runner - Jackie Brandt)

ERROR - Fritz Brickell, April 11 at Baltimore (2nd inn. ground ball hit by Marv Breeding)

PITCHERS

PITCHER - Eli Grba, April 11 at Baltimore (7-2 win)

FIRST PITCH - Strike by Eli Grba to Jackie Brandt, April 11 at Baltimore

WINNING PITCHER - Eli Grba, April 11 at Baltimore (7-2 score)

LOSING PITCHER - Jerry Casale, April 15 at Boston (3-0 score)

SAVE - Tom Morgan, April 30 vs. Kansas City, 1st game (1.1 IP)

HIT - Jackie Brandt, April 11 at Baltimore (1st inn., single to left; Eli Grba)

DOUBLE - Brooks Robinson, April 11 at Baltimore (5th inn. to center; Eli Grba)

TRIPLE - Carl Yastrzemski, April 15 at Boston (3rd inn.; Jerry Casale)

WALK - Gary Geiger, April 17 at Boston (7th inn., Tom Morgan)

RUN - Jim Gentile, April 11 at Baltimore (2nd inn., scored on error)

HOME RUN - Jackie Brandt, April 11 at Baltimore (2nd inn. Eli Grba)

STRIKEOUT - Jackie Brandt, April 11 at Baltimore (5th inn.; Eli Grba)

HIT BATTER - Jerry Adair, May 2 vs. Baltimore (5th inn., Ted Bowsfield)

WILD PITCH - Eli Grba, April 11 at Baltimore (6th inn.)





YEAR-BY-YEAR RECORDS/STANDINGS

Year	Pos.	W	L	Pct.	GA/GB	Manager	Home	Away
1961	8	70	91	.435	-38 1/2	Bill Rigney	46-36	24-55
1962	3	86	76	.531	-10	Bill Rigney	40-41	46-35
1963	9	70	91	.435	-34	Bill Rigney	39-42	31-49
1964	5	82	80	.506	-17	Bill Rigney	45-36	37-44
1965	7	75	87	.463	-27	Bill Rigney	46-34	29-53
1966	6	80	82	.494	-18	Bill Rigney	42-39	38-43
1967	5	84	77	.522	-7 1/2	Bill Rigney	53-30	31-47
1968	8	67	95	.414	-36	Bill Rigney	32-49	35-46
1969	3	71	91	.438	-26	Bill Rigney (11-28) Lefty Phillips (60-63)	43-38	28-53
1970	3	86	76	.531	-12	Lefty Phillips	43-38	43-38
1971	4	76	86	.469	-25 1/2	Lefty Phillips	35-46	41-40
1972★	5	75	80	.484	-18	Del Rice	44-46	31-44
1973	4	79	83	.488	-15	Bob Winkles	43-38	36-45
1974	6	68	94	.420	-22	Bob Winkles (30-44) +Dick Williams (36-48)	36-45	32-49
1975	6	72	89	.447	-25 1/2	Dick Williams	35-46	37-43
1976	T4	76	86	.469	-14	Dick Williams (39-57) Norm Sherry (37-29)	38-43	38-43
1977	5	74	88	.457	-28	Norm Sherry (39-42) Dave Garcia (35-46)	39-42	35-46
1978	T2	87	75	.537	-5	Dave Garcia (25-20) Jim Fregosi (62-55)	50-31	37-44
1979	1	88	74	.543	+3	Jim Fregosi	49-32	39-42
1980	6	65	95	.406	-32	Jim Fregosi	30-51	35-44
1981★★	5	51	59	.464	-13 1/2	Jim Fregosi (22-25) Gene Mauch (29-34)	26-28	25-31
1982	1	93	69	.574	+3	Gene Mauch	52-29	41-40
1983	T5	70	92	.432	-29	John McNamara	35-46	35-46
1984	T2	81	81	.500	-3	John McNamara	37-44	44-37
1985	2	90	72	.549	-1	Gene Mauch	49-30	41-42
1986	1	92	70	.568	+5	Gene Mauch	50-32	42-38
1987	T6	75	87	.463	-10	Gene Mauch	38-43	37-44
1988	4	75	87	.463	-29	++Cookie Rojas (75-79)	35-46	40-41
1989	3	91	71	.562	-8	Doug Rader	52-29	39-42
1990	4	80	82	.494	-23	Doug Rader	42-39	38-43
1991	7	81	81	.500	-14	Doug Rader (61-63) Buck Rodgers (20-18)	40-41	41-40
1992	T5	72	90	.444	-24	+++Buck Rodgers (33-40)	41-40	31-50
1993	T5	71	91	.438	-23	Buck Rodgers	44-37	27-54
1994★★★★	4	47	68	.409	-5 1/2	Buck Rodgers (16-23) ++++Marcel Lachemann (30-44)	23-40	24-28
1995★★★★★	2	78	67	.538	-1	Marcel Lachemann	39-33	39-34
1996	4	70	91	.435	-19 1/2	++++Marcel Lachemann (52-59)	43-38	27-53
1997	2	84	78	.519	-6	Terry Collins	46-36	38-42
1998	2	85	77	.525	-3	++++Terry Collins (79-75)	42-39	43-38
1999	4	70	92	.432	-25	++++Terry Collins (51-82)	37-44	33-48
2000	3	82	80	.506	-9 1/2	Mike Scioscia	46-35	36-45
2001	3	75	87	.463	-41	Mike Scioscia	39-42	36-45
2002y\$	2	99	63	.611	-4	Mike Scioscia	54-27	45-36
2003	3	77	85	.475	-19	Mike Scioscia	45-37	32-48
2004	1	92	70	.569	+1	Mike Scioscia	45-36	47-34
2005	1	95	67	.586	+7	Mike Scioscia	49-32	46-35
2006	2	89	73	.549	-4	Mike Scioscia	45-36	44-37
2007	1	94	68	.580	+6	Mike Scioscia	54-27	40-41
2008	1	100	62	.617	+21	Mike Scioscia	50-31	50-31
2009	1	97	65	.599	+10	Mike Scioscia	49-32	48-33
2010	3	80	82	.494	-10	Mike Scioscia	43-38	37-44
Totals		3967	4003	.498		16 Managers	2118-1880	1849-2123

CLUB HISTORY

S	World Series Champions
BOLD	Western Division Champions
y	Wild Card Entrant
+	Totals do not include 2-2 under interim manager Whitey Herzog.
++	Totals do not include 0-8 under interim manager Moose Stubing.
+++	Totals do not include 36-49 under interim manager John Wathan or 3-1 under interim/interim manager Marcel Lachemann.
++++	Totals do not include 1-1 under interim manager Bobby Knoop.
+++++	Totals do not include 10-18 under interim manager John McNamara or 8-14 under interim/interim manager Joe Maddon.
+++++	Totals do not include 6-2 under interim manager Joe Maddon.
+++++	Totals do not include 19-10 under interim manager Joe Maddon.
★	Work stoppage, April 1-13, 1972.
★★	Work stoppage, June 12-July 30, 1981.
★★★	Work stoppage, Aug. 12, 1994-remainder of season.
★★★★	Work stoppage, April 2-24, 1995.



ANGELS ALL-TIME ROSTER



Includes every player who has been in at least one Major League game with the Angels since 1961.

BOLD: indicates current players in organization

KEY: #–Right *–Left +–Switch

^–Interim manager



Gene Mauch

MANAGERS (21)

COLLINS, Terry ('97-'99)
FREGOSI, Jim ('78-'81)
GARCIA, Dave ('77-'78)
HERZOG, Whitey ('74)*
KNOOP, Bobby ('94)*
LACHEMANN, Marcel ('92*, '94-96)
MADDOX, Joe ('96*, '98*, '99*)
MAUCH, Gene ('81-'82, '85-'87)
McNAMARA, John ('83-'84, '96*)
PHILLIPS, Lefty ('69-'71)
RADER, Doug ('89-'91)
RICE, Del ('72)
RIGNY, Bill ('61-'69)
RODGERS, Buck ('91-'94)
ROJAS, Cookie ('88)
SCIOSCIA, Mike ('00-)
SHERRY, Norm ('76-'77)
STUBING, Moose ('88)*
TAMM, John ('93)*
WILLIAMS, Dick ('74-'76)
WINKLES, Bob ('73-'74)

COACHES (63)

ADAIR, Jerry ('75)
BLACK, Bud ('00-'06)
BOWA, Larry ('97-'99)
BRIDGES, Rocky ('62-'63, '68-'71)
BURLESON, Rick ('95-'96)
BUTCHER, Mike ('06-)
CAREW, Rod ('92-'99)
CLEAR, Bob ('76-'87)
ADAMS, Rick, Joe ('87-'90, '96-'99)
COUCHEE, Mike ('96-)
CRANDALL, Del ('77)
DOWN, Rick ('87-'88)
EBEL, Dino ('06-)
ELLIOTT, Bob ('61)
ETCHEBARRREN, Andy ('77)
GARCIA, Dave ('77)
GOMEZ, Preston ('81-'84)
GRIFFIN, Alfredo ('00-)
GRISSEM, Marv ('61-'66, '69, '77-'78)
HATCHER, Mickey ('00-)
HEFFNER, Don ('67-'68)
HENDRICK, George ('98-'99)
HERMAN, Billy ('67)
HERNANDEZ, Chuck ('92-'96)
HERZOG, Whitey ('74-'75)
HINES, Bruce ('91)
HOSCHETT, Vern ('66)
JOHNSON, Deron ('79-'80, '89-'92)
KNOOP, Bobby ('79-'96)
KONIG, Fred ('70-'71)
KRESS, Red ('61)
LACHEMANN, Bill ('95-'96)
LACHEMANN, Marcel ('84-'92, '97-'98)
LEMON, Bob ('67-'68)
LOWREY, peanuts ('72)
MACHA, Ken ('92-'94)
MADDOX, Joe ('94-'05)

McDERMOTT, Mickey ('68)
McNAMARA, John ('78)
MERCADO, Orlando ('03-'10)
MORGAN, Tom ('72-'74, '81-'83)
MUFFETT, Billy ('74-'77)
OLIVERAS, Max ('94)
PAEPKE, Jack ('61-'66)
PARKER, Dave ('97)
PARKER, Salty ('64-'66, '73-'74)
POLE, Dick ('99)
RAMOS, Bobby ('00-'02)
REBERGER, Frank ('91)
REESE, Jimmie ('72-'94)
REISER, Pete ('70-'71)
RESINGER, Grover ('75-'76)
RICE, Del ('62-'66)
ROARKE, Mike ('67-'69)
ROBINSON, Frank ('77)
RODRIGUEZ, Eddie ('96)
ROENICK, Ron ('00-'10)
ROSEBORO, John ('72-'74)
SHERRY, Larry ('79-'80)
SHERRY, Norm ('70-'71, '76)
SKINNER, Bob ('78)
STUBING, Moose ('85-'90)
WATHAN, John ('92-'93)
WINKLES, Bob ('72)



Garret Anderson

PLAYERS (853)

A–

AASE, Don, rhp ('78-'82, '84)
ABBOTT, Jim, lhp ('89-'92, '95-'96)
ABBOTT, Kyle, lhp ('91, '96)
ABNER, Shawn, of ('91)*
ABREU, Bobby, of ('09-)*
ADAMS, Ricky, inf ('82-'83)*
ADCOCK, Joe, inf ('64-'66)*
ADENHART, Nick, rhp ('08-'09)
AIKENS, Willie, inf/dh ('77, '79)*
ALDRETE, Mike, of ('95-'96)*
ALDRIDGE, Cory, of ('10)*
ALFONZO, Edgardo, inf ('06)*
ALICEA, Luis, inf ('97)*
ALLANSON, Andy, c ('95)*
ALLEN, Lloyd, rhp ('69-'73)
ALLIETTA, Bob, c ('75)*
ALOMAR, Sandy, inf ('69-'74)+
ALVAREZ, Juan, lhp ('99)
ALVAREZ, Orlando, of/dh ('76)*
AMARO, Ruben, inf ('69)*
AMARO, Ruben Jr., of ('91)+
AMEZAGA, Alfredo, inf ('02-'04)+
ANDERSON, Brian, lhp ('93-'95)
ANDERSON, Garret, of ('94-'08)*
ANDERSON, Jim, inf ('78-'79)*
ANDERSON, Kent, inf ('89-'90)*
APPIER, Kevin, rhp ('02-'03)
ARDELL, Dan, inf ('61)*
ARIAS, George, of ('86-'97)*
ARMAS, Tony, inf ('97-'98)*
ARREDONDO, Jose, rhp ('08-'09)
ASPRMONT, Ken, 2b ('61)*
AVERILL, Earl, of/c ('61-'62)*
AYBAR, Erick, inf ('06-)*
AZCUE, Joe, c ('69-'70, '72)*

B–

BAHNSEN, Stan, rhp ('82)
BAILES, Scott, lhp ('90-'92)
BAILEY, Ed, c/inf ('66)*
BALAZ, John, of/dh ('74-'75)*
BANISTER, Floyd, lhp ('91)*
BARBER, Steve, lhp ('72-'73)
BARLOW, Mike, inf ('77-'79)*
BARNES, Larry, inf ('01)*
BARR, Jim, rhp ('79-'80)
BAUGHMAN, Justin, inf ('98-'00)*
BAYLOR, Don, of/dh ('77-'82)*
BEASLEY, Chris, rhp ('91)
BECQUER, Julio, inf ('61)*
BELCHER, Tim, rhp ('99-'00)
BELINSKY, Bo, lhp ('62-'64)
BELL, Trevor, rhp ('09-)
BELLINGER, Clay, inf/of ('02)
BENIQUEZ, Juan, of/dh ('81-'85)*
BENNETT, Dennis, lhp ('68)
BENNETT, Erik, rhp ('95)
BERGMAN, Dusty, lhp ('04)
BERRY, Ken, of ('71-'73)*
BICHETTE, Dante, of ('88-'90)*
BIELECKI, Mike, rhp ('95)
BILKO, Steve, inf ('61-'62)+
BLATERIC, Steve, rhp ('75)
BLYLEVEN, Bert, rhp ('89-'92)
BOCHTE, Bruce, c ('74-'77)*
BOLICK, Frank, inf ('98-)*
BONDS, Bobby, of/dh ('76-'77)*
BOONE, Bob, c ('82-'88)*
BOOTHCHECK, Chris, rhp ('03-'05-'08)
BORBON, Pedro, rhp ('69)
BORDERS, Pat, c ('96)*
BORLAND, Toby, rhp ('01)
BOSKIE, Shawn, rhp ('95-'96)
BOSLEY, Thad, of ('77, '88)*
BOSTOCK, Lyman, of ('78)*
BOTTENFIELD, Kent, rhp ('00)
BOTTING, Ralph, lhp ('79-'80)
BOITZ, Bob, rhp ('62)
BOURJOS, Peter, of ('10-)*
BOVEE, Mike, rhp ('97)
BOWSFIELD, Ted, lhp ('61-'62)
BRADLEY, Tom, rhp ('69-'70)
BRADY, Brian, of ('89)*
BRETT, Ken, lhp ('77-'78)
BREWSTER, Jim, lhp ('75-'76)
BRICKELL, Fritz, inf ('61)*
BRIDGES, Rocky, inf ('61)*
BRIGGS, Dan, inf/of ('75-'77)*
BROOKS, Bobby, of ('73)*
BROOKS, Hubie, of/dh ('92)*
BROWN, Curt, rhp ('83)
BROWN, Matt, inf ('07-'08)*
BROWN, Mike, of ('83-'85, '88)*
BROWN, Randy, c ('69-'70)*
BROWN, Steve, rhp ('83-'84)
BRUNANSKY, Tom, of ('81)*
BRUNET, George, lhp ('64-'69)
BRYDEN, T.R., rhp ('86)
BUCKNER, Bill, inf/dh ('87-'88)*
BUDDIE, Ryan, c ('07-'10)*



Bo Belinsky

BUICE, DeWayne, rhp ('87-'88)
BULGER, Jason, rhp ('06-)*
BURDETTE, Lew, rhp ('66-'67)
BURRESS, Tom, inf/of ('62)*
BURMEIER, Tom, lhp ('68)
BURKE, Jamie, inf/c ('01-)*
BURKE, Leo, of ('61-'62)*
BURLESON, Rick, inf ('81-'86)*
BUTCHER, Mike, rhp ('92-'95)
BYRD, Paul, rhp ('05)

C–

CABRERA, Orlando, inf ('05-'07)
CADARET, Greg, lhp ('97-'98)
CALLASPO, Alberto, inf ('10-)*
CALLAWAY, Mickey, rhp ('02-'03)
CAMPANERIS, Bert, inf ('79-'81)*
CANDELARIA, John, lhp ('85-'87)
CANERIA, John, rhp ('77-'78)
CARDENAL, Jose, of ('65-'67)*
CARDENAS, Leo, inf ('72)*
CARREW, Rod, inf ('79-'85)*
CARRASCO, Hector, rhp ('06-'07)
CASALE, Jerry, rhp ('61)
CASSEVAH, Bobby, rhp ('10-)*
CAUSEY, Wayne, inf ('68)*
CERV, Bob, of ('61)*
CHADWICK, Ray, rhp ('86)
CHALK, Dave, inf ('73-'78)*
CHANCE, Bob, inf ('69)*
CHANCE, Dean, rhp ('61-'66)
CHAVEZ, Anthony, rhp ('97)
CHRISTENSEN, Bruce, inf ('71)*
CHRISTENSEN, Jason, lhp ('05)




Rod Carew

CIMINO, Pete, rhp ('67-'68)
CIMOLI, Gino, of ('65)*
CLARK, Bob, of ('79-'83)*
CLARK, Rick, rhp ('67-'69, '71-'72)
CLARK, Terry, rhp ('88-'89)
CLEAR, Mark, rhp ('79-'80, '90)
CLEMENTE, Edgardo, of ('00)*
CLEMENTS, Pat, lhp ('85)
CLEVENGER, Terry, rhp ('61)
CLIBURN, Stan, c ('80)*
CLIBURN, Stewart, rhp ('84-'85-'88)
CLINTON, Lou, of ('64-'65)*
COACHMAN, Pete, inf ('90)*
COATES, Jim, rhp ('65-'67)
COLANGELO, Mike, of ('99)*
COLETTA, Chris, of ('72)*
COLLINS, Dave, of ('92)*
COLLINS, Dave, of ('75-'76)+
COLON, Bartolo, rhp ('04-'07)
CONGER, Hank, c ('10-)*
CONGLIARO, Tony, of ('71)*
CONSOLO, Billy, inf ('62)*
COOK, Dennis, lhp ('02)
COOK, Mike, rhp ('86-'88)

COOPER, Brian, rhp ('99-'01)
CORBETT, Doug, rhp ('82-'86)
CORBETT, Sherman, lhp ('88-'90)
CORREA, Rod, inf ('93-'95)*
COTTIER, Chuck, inf ('68-'69)*
COUGHTRY, Marlan, inf ('62)*
COWAN, Billy, inf/of ('69-'72)*
COWENS, Al, of ('80)*
COX, Terry, rhp ('70)
CRIM, Chuck, rhp ('92-'93)
CRON, Chris, inf/dh ('91)*
CRUZ, Todd, rhp ('80)
CUMBERLAND, John, lhp ('74)
CURTIS, Chad, of ('92-'94)*
CURTIS, John, lhp ('82-'84)

D–

DAQUISTO, John, rhp ('81)
DADE, Paul, of/dh ('75-'76)*
DALEANDRO, Mark, c ('94-'95)*
DARWIN, Bob, rhp ('62)
DAVALILLO, Vic, of ('68-'69)*
DaVONAN, Jeff, of ('99, '01-'05)+
DaVONAN, Jerry, inf ('73)*
DAVIDSON, Daniel, lhp ('09)
DAVIS, Alvin, inf/dh ('92)*
DAVIS, Bob, c ('81)*
DAVIS, Chiti, of/dh ('88-'90, '93-'96)+
DAVIS, Doug, inf/c ('88)*
DAVIS, Mark, of ('91)*
DAVIS, Tommy, inf/dh ('76)*
DAVIS, Willie, of/dh ('79)*
DeCINCES, Doug, inf ('82-'87)*
DECKER, Steve, c ('99)*
DEES, Charlie, inf ('63-'65)*
DELGADO, Wilson, inf ('03)+
DeLUCA, Rick, rhp ('97-'98)
DICKSON, Jason, rhp ('96-'00)
DIMECHELE, Frank, lhp ('88)
DISARCINA, Gary, inf ('89-'01)*
DORSON, Chuck, rhp ('74-'75)
DOHERTY, John, rhp ('74-'75)
DONNELLY, Brendan, rhp ('02-'06)
DONOHUE, Jim, rhp ('61-'62)
DONOHUE, Tom, c ('79-'80)*
DOPSON, John, rhp ('94)
DORSETT, Brian, c ('88)*
DORSEY, Jim, rhp ('80)
DOWNING, Brian, c/of ('78-'90)*



Doug DeCinces

DOYLE, Denny, inf ('74-'75)*
DOYLE, Paul, lhp ('70, '72)
DRAGO, Dick, rhp ('76-'77)
DUCHEY, Rod, of/dh ('92)*
DUKES, Tom, rhp ('72)
DULIBA, Bob, rhp ('63-'64)
DUNN, Scott, rhp ('04)
DUNNING, Steve, rhp ('76)
DUREN, Ryne, rhp ('61-'62)
DURRINGTON, Trent, inf ('99-'00, '03)*




ANGELS ALL-TIME ROSTER

-E-
EASLER, Mike, of ('76)*
EASLEY, Damien, inf ('92-96)*
ECKSTEIN, David, inf ('01-04)*
EDDY, Steve, rhp ('79)
EDENFIELD, Ken, rhp ('95-96)
EDMONDS, Jim, of ('93-99)*
EENHOORN, Robert, inf ('96-97)*
EGAN, Dick, rhp ('66)*
EGAN, Tom, c ('65-70, '74-75)*
EICHHORN, Mark, rhp ('90-92, '96)*
ELLIS, Robert, rhp ('96)*
ELLIS, Sammy, rhp ('68)*
ENCARNACION, Angelo, c ('97)*
EPARD, Jim, inf/of ('87-89)*
EPSTEIN, Mike, inf ('73-74)*
ERSTAD, Darin, inf/of ('96-06)*
ESCOBAR, Kelvinn, rhp ('04-09)
ETCHEBARRREN, Andy, c ('75-77)*
ETHERTON, Seth, rhp ('00)*
EVANS, Terry, OF ('07-10)*

-F-
FABREGAS, Jorge, c ('94-97, '01-02)*
FAIRLY, Ron, inf/dh ('78)*
FARRELL, John, rhp ('93-94)*
FASANO, Sal, c ('02)*
FELIX, Junior, of ('91-92)*
FERGUSON, Joe, c ('81-83)*
FERNANDEZ, Jose, inf ('01)*
FERRIS, Bob, rhp ('78-80)
FETTERS, Mike, rhp ('89-91, '98)*
FIELDER, Cecil, inf/dh ('98)*
FIGGINS, Chone, inf/of ('02-09)*
FIGUEROA, Ed, rhp ('74-75)
FIMPLE, Jack, c ('87)*
FINLEY, Chuck, lhp ('86-99)
FINLEY, Steve, of ('05)*
FISCHER, Todd, rhp ('86)
FISHER, Eddie, rhp ('69-72)
FITZGERALD, Mike, of/c ('92)*
FITZMORRIS, Al, rhp ('78)
FLORA, Kevin, inf ('91, '95)*
FLORES, Gil, of ('77)*
FOILES, Hank, c ('63-64)*
FOLI, Tim, inf ('82-83)*
FORD, Dan, of/dh ('79-81)*
FORSCH, Ken, rhp ('81-86)
FORSTER, Terry, lhp ('86)
FORTUGNO, Tim, lhp ('92-93)
FOSTER, Alan, rhp ('72)
FOWLER, Art, rhp ('61-64)
FOWLKES, Alan, rhp ('85)
FOYCKAT, Paul, rhp ('63-64)
FRANDSEN, Kevin, inf ('10-16)*
FRASER, Willie, rhp ('86-90)
FREGOSI, Jim, inf ('61-71)*
FREY, Steve, lhp ('92-93)
FROMWIRTH, Todd, rhp ('96)
FROST, Dave, rhp ('78-81)
FUENTES, Brian, lhp ('09-10)
FULLMER, Brad, dh/inf ('02-03)*
FYHRIE, Mike, rhp ('99)

-G-
GABRIELSON, Len, of ('67)*
GAETTI, Gary, inf/dh ('91-93)*
GALARAGA, Andres, inf/dh ('04)*
GALLAGHER, Al, inf ('73)*
GALLAGHER, Dave, of ('91, '95)*

GANT, Ron, of/dh ('00)*
GARCIA, Carlos, inf ('98)*
GARCIA, Miguel, lhp ('87)
GARLAND, Jon, rhp ('08)
GARR, Ralph, of/dh ('79-80)*
GARRETT, Adrian, c/dh ('75-76)*
GARRETT, Greg, lhp ('70)
GARVER, Ned, rhp ('61)
GATEWOOD, Aubrey, rhp ('63-65)
GEISHERT, Vern, rhp ('69)
GERBER, Craig, inf ('85)*
GIL, Benji, inf ('00-03)*
GILBRETH, Bill, lhp ('74)
GLAUS, Troy, inf ('98-04)*
GLOVER, Gary, rhp ('03)
GOHR, Greg, rhp ('96)*
GOLTZ, Dave, rhp ('82-83)
GONZALES, Larry, c ('93)*
GONZALES, Rene, inf ('92, '93, '95)*
GONZALEZ, Jose, of ('92)*
GONZALEZ, Tony, of ('70-71)*
GOODWIN, Dan, inf/dh ('75, '77-78)*
GORNEAULT, Nick, of ('07)*
GOTAY, Julio, inf ('65)*
GRABARKEWITZ, Bill, inf ('73)*



Bobby Grich

GRAHE, Eli, rhp ('90-94)
GRBA, Joe, rhp ('61-63)
GREBECK, Craig, inf ('97)*
GREEN, Lenny, of ('64)*
GREEN, Steve, rhp ('01)
GREENE, Todd, c/dh ('96-99)*
GREGG, Kevin, rhp ('03-06)
GREGORIO, Tom, C ('03)*
GRICH, Bobby, inf ('77-86)*
GRIFFIN, Doug, inf ('70)*
GRIFFIN, Tom, rhp ('78)
GRIMSLEY, Jason, rhp ('96)
GROSS, Kevin, rhp ('97)
GRUBER, Kelly, inf ('93)*
GUBICZA, Mark, rhp ('97)
GUERRERO, Mario, inf/dh ('76-77)*
GUERRERO, Vladimir, of ('04-09)*
GUILLÉN, Jose, of ('04)*
GWYN, Marc, rhp ('07)*

-H-
HABYAN, John, rhp ('95)
HALICKI, Ed, rhp ('80)
HALL, Jimmie, of ('67-68)
HALLER, Shane, inf ('04)*
HAMILTON, Jack, rhp ('67-68)
HAMLIN, Ken, inf ('61)*
HAMCK, Ike, c ('75-79)*
HAMCOCK, Ryan, rhp ('96)
HAND, Rich, rhp ('73)
HAREN, Dan, rhp ('10-16)*
HARKEY, Mike, rhp ('95)
HARLOW, Larry, of ('79-81)*
HARPER, Brian, of ('79, '81)*
HARPER, Tommy, inf/dh ('75)*
HARRELSON, Bill, rhp ('68)
HARRIS, John, inf ('79-81)*

HARRIS, Pep, rhp ('96-99)
HARTZELL, Paul, rhp ('76-78)*
HARVEY, Bryan, rhp ('87-92)
HASEGAWA, Shigetoshi, rhp ('97-01)
HASSLER, Andy, lhp ('71, '73, '76-80-83)*
HATHAWAY, Hilby, lhp ('92-93)
HAYNES, Nathan, of ('07)*
HAYES, Von, of/dh ('92)*
HEFFNER, Bob, rhp ('68)
HEISE, Bob, inf ('74)*
HELD, Woodie, inf/of ('67-68)*
HEMAN, Russell, rhp ('61)*
HEMPHILL, Bret, c ('99)*
HENDERSON, Rickey, of ('97)*
HENDRICK, George, of/dh ('85-88)*
HENSLEY, Matt, rhp ('04)
HERNANDEZ, Jackie, inf ('65-66)*
HERRMANN, Ed, c ('76)*
HIATT, Jack, c/inf ('64, '72)*
HIBBS, Jim, dh ('67)*
HICKS, Jim, of ('69-70)*
HILL, Donnie, inf ('90-91)*
HILL, Glenallen, of/dh ('01)*
HILL, Ken, rhp ('97-00)
HILLENBRAND, Shea, inf ('07)*

HINCHLIFFE, Brett, rhp ('00)*
HINTON, Chuck, inf/of ('68)*
HOBSON, Butch, inf ('81)*
HOCKENBERRY, Chuck, rhp ('75)
HOFFMAN, Glenn, inf ('89)*
HOLLAND, Al, lhp ('85)*
HOLLINS, Dave, inf ('97-98)*
HOLTZ, Mike, lhp ('96-01)
HOLZEMER, Mark, lhp ('93, '95-96)
HOWARD, Doug, inf/of ('72-74)*
HOWELL, Jack, inf/dh ('85-91, '96-97)*
HUDLER, Rex, inf/of ('94-96)*
HUDSON, Charlie, lhp ('75)
HUMPHREY, Terry, c ('76-79)*
HUNT, Ken, of ('61-63)*
HUNTER, Tori, of ('08-)*
HUSON, Jeff, inf ('99)*

-I-
IZTURIS, Maicer, inf ('05-)*

-J-
JACKSON, Bo, of/dh ('94)*
JACKSON, Reggie, of/dh ('82-86)*
JACKSON, Ron, of ('75-78, '82-84)*
JAMES, Johnny, rhp ('61)
JAMES, Mike, rhp ('95-99)
JAVIER, Stan, of ('93)*
JEFFERIES, Gregg, inf/of ('98)*
JEFFERSON, Jesse, rhp ('81)
JEPPSEN, Kevin, rhp ('08-)*
JOHN, Tommy, lhp ('82-85)
JOHNSON, Alex, of ('70-71)*
JOHNSON, Gary, of ('03)*
JOHNSON, Keith, inf ('00)*
JOHNSON, Lou, of ('61, '69)*
JOHNSON, Mark, inf ('98)*
JOHNSTONE, Jay, of ('66-70)
JONES, Bob, of ('76-77)*
JONES, Greg, rhp ('03, '05-07)*
JONES, Ruppert, of ('85-87)*
JOYNER, Wally, inf ('86-91, '01)*
JUDEN, Jeff, rhp ('98)

-K-
KARL, Scott, lhp ('00)
KAUFMAN, Curt, rhp ('84)
KAZMIR, Scott, lhp ('09-)*
KEALEY, Steve, rhp ('68-70)
KEEDY, Pat, inf/of ('85)*
KELLEHER, Mick, inf ('82)*
KELSO, Bill, rhp ('64-67)
KENDRICK, Howie, inf ('06-)*
KENNEDY, Adam, inf ('00-06)*
KINGMAN, Dave, of/dh ('77)*
KIPPER, Bob, lhp ('85)
KIRKPATRICK, Ed, c/of ('62-68)*
KIRKWOOD, Don, rhp ('74-77)
KISON, Bruce, rhp ('80-84)
KLING, Ron, rhp ('61)
KLUSZEWSKI, Ted, inf ('61)*
KNAPP, Chris, rhp ('78-80)
KNOOP, Bobby, inf ('64-69)*
KOHN, Michael, rhp ('10-)*
KOPPE, Joe, inf ('61-65)*
KOSCO, Andy, of ('72)*
KOSTRO, Frank, of ('63)*
KOTCHMAN, Casey, inf ('04-08)*
KRAWCZYK, Ray, rhp ('88)
KREUTER, Chad, c ('97, '98)*
KUBSKI, Gil, of ('80)*
KUHALULA, Fred, lhp ('77)
KUSNYER, Art, c ('71-73)*

-L-
LACEY, Bob, lhp ('83)
LACKY, John, rhp ('02-09)
LACORTE, Frank, rhp ('84)
LAHOUD, Joe, of/dh ('74-76)*
LANDREAUX, Ken, of ('77-78)*
LANGE, Dick, rhp ('72-75)
LANGSTON, Mark, lhp ('90-97)
LANSFORD, Carney, inf ('78-80)*
LAROUCHE, Dave, lhp ('70-71, '77-80)
LASHER, Fred, rhp ('71)
LATMAN, Barry, rhp ('64-65)
LAZORKO, Jack, rhp ('87-88)
LEE, Bob, rhp ('64-66)
LEE, Don, rhp ('62-65)
LEE, Mike, lhp ('63)
LEEK, Gene, inf ('61-62)
LEFFERTS, Craig, lhp ('94)
LEFTWICH, Phil, rhp ('93-94, '96)
LEITER, Mark, rhp ('94)
LEJA, Frank, inf ('62)*
LEMANCZYK, Dave, rhp ('80)
LEVINE, Al, rhp ('90-92)
LEWIS, Scott, rhp ('90-94)
LEYRITZ, Jim, c/dh ('97)*
LINARES, Rufino, dh ('85)*
LIND, Jose, inf ('95)*
LINTON, Doug, rhp ('93)*
LLENAS, Winston, inf/of ('68-69, '72-75)*
LOCKE, Bobby, rhp ('67-68)
LOCKWOOD, Skip, rhp ('74)
LOPEZ, Carlos, of/dh ('76)*
LOPEZ, Marcelino, lhp ('65-67)
LOPEZ, Ramon, rhp ('66)
LORRAINE, Andrew, lhp ('94-95)
LOUX, Shane, rhp ('08-09)



Mark Langston

LOVELACE, Vance, lhp ('88-89)
LOVULLO, Torey, inf ('93)
LUBRATICH, Steve, inf ('81, '83)*
LUCAS, Gary, lhp ('86-87)
LUGO, Urbano, rhp ('85-88)
LUKASIEWICZ, Mark, lhp ('01-02)
LUKE, Matt, inf ('99)*
LUJALA, Keith, inf ('00)*
LYNN, Fred, of ('81-84)*
LYONS, Barry, inf ('91)*

-M-
MACHEMER, Dave, inf ('78)*
MACK, Tony, rhp ('85)
MAGNANTE, Mike, lhp ('99)
MAGRANE, Joe, lhp ('93-94)
MAHLER, Mickey, lhp ('81-82)
MALONEY, Jim, rhp ('71)
MALZONE, Frank, inf ('66)*
MARSHALL, Mike, rhp ('91)
MARTIN, Paco, inf ('98)
MARTINEZ, Carlos, inf/dh ('95)*
MARTINEZ, Fred, rhp ('80-81)
MASHORE, Damon, of ('88)*
MATHIS, Jeff, c ('05-)*
MATRANGA, David, inf ('05)*
MATSUI, Hideki, of ('10)*
MATTHEWS JR., Gary, of ('07-09)*
MAY, Carlos, of/dh ('77)*
MAY, Darrell, lhp ('96-97)
MAY, Rudy, lhp ('65, '69-74)
McAnulty, Paul, inf ('10)*
McBRIDE, Ken, rhp ('61-65)
McCAKILL, Kirk, rhp ('85-91)
McCLURE, Bob, lhp ('89-91)
McCRAW, Tom, inf/of ('73-74)
McDOWELL, Jack, rhp ('98-99)
McELROY, Chuck, lhp ('96-97)
McFARLANE, Orlando, c ('67-68)*
McGLOTHLIN, Jim, rhp ('65-69)
McLAUGHLIN, Byron, rhp ('83)*
McLEMORE, Mark, inf ('86-90)*
McMULLEN, Ken, inf ('70-72)*
McPHERSON, Dallas, inf ('04-07)*

MELTON, Bill, inf/dh ('76)*
MEOLI, Rudy, inf ('71, '73-75)*
MERCKER, Kent, inf ('00)
MERLONI, Lou, inf ('05)*
MESSERSMITH, Andy, rhp ('68-72)
MEYER, Robert, lhp ('64)
MIADICH, Bart, rhp ('01, '03)
MILLEY, Mike, inf ('75-76)*
MILLER, Darrell, c ('84-88)*
MILLER, Dyan, rhp ('77-79)
MILLER, Rick, of ('78-80)*
MINCHER, Don, inf ('67-68)*
MINTON, Greg, rhp ('87-90)
MINTZ, Steve, rhp ('99)
MOELLER, Ron, lhp ('61-63)
MOLINA, Bengie, c ('98-05)*
MOLINA, Jose, c ('01-07)*
MONDINO, Raul, of ('04)*
MONGE, Sid, lhp ('75-77)
MONTEAGUDO, Aurelio, inf ('66)
MONTANEZ, Guillermo, inf ('73)*
MONTAGUDO, Aurelio, inf ('66)
MONTELEONE, Rick, rhp ('88-89, '95, '96)
MOORE, Bator, lhp ('77)
MOORE, Donnie, rhp ('85-88)
MORALES, Kendrys, inf ('06-)*
MORAN, Billy, inf ('61-64)*
MORENO, Angel, lhp ('81-82)*
MORENO, Jose, inf/dh ('82)*
MORGAN, Tom, rhp ('61-63)
MORRIS, John, of ('92)*
MORTON, Bubba, of ('66-69)*
MOSEBACH, Bobby, rhp ('09)
MOSELEY, Dustin, rhp ('06-09)

ANGELS ALL-TIME ROSTER



MOSES, Jerry, c ('71)
MOTTON, Curt, of ('72)
MULLINIKS, Rance, inf ('77-79)*
MURPHY, Tom, rhp ('68-72)*
MURPHY, Tommy, of ('06-07)*
MURRAY, Eddie, inf/dh ('97)*
MYERS, Greg, c ('92-95)*

-N-

NAPOLI, Mike, c ('06-10)*
NARRON, Jerry, c ('83-86)*
NAVARRO, Julio, rhp ('62-64)
NELSON, Gene, rhp ('93)
NELSON, Mel, lhp ('63)
NETTLES, Morris, of ('74-75)*
NEVIN, Phil, inf/c ('98)*
NEWMAN, Fred, rhp ('62-67)
NIELSEN, Jerry, lhp ('93)
NIEVES, Jose, inf ('01-02)*
NOBOA, Junior ('88)
NOLAN, Gary ('77)*
NOODBROOK, Tim ('76)*
NUXHALL, Joe ('62)*

-O-

OBBERKELL, Ken ('92)*
O'BERRY, Mike ('83)*
O'BRIEN, Charlie ('98-99)*
O'BRIEN, Syd ('71-72)*
O'DAY, Darren, rhp ('08)
OCHOA, Alex, of ('02)*
OLIVARES, Omar ('98-99)*
OLIVER, Bob ('72-74)*
OLIVER, Darren, lhp ('07-09)
ORTEGA, Anthony, rhp ('09)
ORTEGA, Phil ('69)*
ORTIZ, Ramon ('99-04)*
ORTON, John, c ('89-93)*
OSINSKI, Dan, c ('62-64)
O'SULLIVAN, Sean, rhp ('09-10)
OTT, Ed, c ('81)*
OVERY, Mike, rhp ('76)
OWEN, Spike, inf ('94-95)*
OWENS, Eric, of ('03)*
OYLER, Ray, inf ('70)*

-P-

PACTWA, Joe ('75)*
PALMEIRO, Orlando, of ('95-02)*
PALMER, Matt, rhp ('09)*
PARKER, Billy, inf ('71-73)*
PARKER, Dave, dh ('91)*
PARRISH, Lance, c ('89-92)*
PATEK, Fred, inf ('80-81)*
PATTERSON, Bob, rhp ('94-95)
PATTERSON, Ken, lhp ('93, '94)
PATTIN, Marty, rhp ('68)
PAUL, Josh, c ('04-05)*
PEARSON, Albie, of ('61-66)*
PENA, Orlando, rhp ('74-75)
PENNINGTON, Brad, lhp ('96)
PERALTA, Joel, rhp ('05)
PERCIVAL, Troy, rhp ('95-04)
PEREZ, Eduardo, inf ('93-95)*
PEREZ, Marty, inf ('69-70)*
PERRISHO, Matt, lhp ('97)
PERRANOSKI, Ron, lhp ('73)
PERRY, Bob, of ('63-64)*
PETKOVSEK, Mark, rhp ('99-00)
PETKOVSAN, Ken, rhp ('88-89)
PETTIT, Chris, of ('09-10)*

PETTIS, Gary, of ('82-87)+
PHILLIPS, Tony, of/dh ('95,97)+
PICCIOLLO, Rob, inf ('84)*
PICHE, Ron, rhp ('65)
PIERSALL, Jimmy, of ('63-67)*
PINA, Horacio, rhp ('74)
PINEIRO, Joel, rhp ('10-11)*
PINSON, Vada, of ('72-73)*
POLIDOR, Gustavo, inf ('85-88)*
POLONIA, Luis, of ('90-93)*
POTE, Lou, rhp ('99-02)
POWER, Vic, inf ('64-65)*
PRIDDY, Bob, rhp ('69)
PRIDE, Curtis, of ('04-06)*
PRIETO, Chris, of ('05)*
PRINZ, Bret, rhp ('05)
PRITCHETT, Chris, inf ('96, '98-99)*

-Q-

QUEEN, Mel, rhp ('70-72)
QUINLAN, Robb, inf/of ('03-10)*
QUINTANA, Luis, lhp ('74-75)

-R-

RAMIREZ, Julio, of ('02)
RAMIREZ, Orlando, inf ('74-77)*
RAMOS, Domingo, inf/of ('88)*
RANEW, Merritt, c ('65)*
RAPP, Pat, rhp ('01)
RAU, Doug, lhp ('81)
RAY, Johnny, inf ('87-90)+
RAZIANO, Barry, rhp ('84)*
REDFIELD, Joe, inf ('88)*
REED, Howie, rhp ('66)
REICHARDT, Rick, of ('64-70)*
REMY, Jerry, inf ('75-77)*
RENKO, Steve, rhp ('81-82)
REPOZ, Roger, inf/of ('67-72)*
RESOP, Chris, rhp ('07)
RETTENMUND, Merv, of/dh ('78-80)*
REUSS, Jerry, lhp ('87)
REYNOLDS, Archie, rhp ('71)
REYNOLDS, Harold, inf ('94)*
REYNOLDS, Tom, of ('70-71)*
RICE, Del, c ('61)*
RICHARDSON, Jeff, rhp ('90)
RIGGS, Adam, inf ('03-04)*
RIVERA, Juan, of ('05-10)*
RIVERS, Mickey, of ('70-75)*
ROBERTSON, Rich, lhp ('98)
ROBINSON, Don, rhp ('92)
ROBINSON, Frank, of/dh ('73-74)*
ROBINSON, Jeff, rhp ('91)
RODGERS, Buck, c ('61-69)+
RODNEY, Fernando, rhp ('10-11)*
RODRIGUEZ, Aurelio, inf ('67-70)*
RODRIGUEZ, Ellie, c ('74-75)*
RODRIGUEZ, Fernando, rhp ('09)
RODRIGUEZ, Francisco J., rhp ('02-08)
RODRIGUEZ, Francisco, rhp ('10-11)*
RODRIGUEZ, Rafael, rhp ('09-10)
RODRIGUEZ, Rich, lhp ('03)
RODRIGUEZ, Sean, inf ('08-09)*
ROJAS, Minnie, rhp ('66-68)
ROMANICK, Ron, rhp ('84-86)
ROMINE, Andrew, inf ('10-11)+
ROMERO, J.C., lhp ('06)
ROOF, Phil, c ('65)*



Nolan Ryan

ROSE, Bobby, inf ('89-92)*
ROSE, Don, rhp ('72)
ROSS, Gary, rhp ('75-77)
RUBIO, Jorge, rhp ('66-67)
RUBIO, Joe, of ('77-80)*
RUHLE, Vern, rhp ('86)
RUJIC, Chico, inf ('70-71)+
RYAN, Mark, of ('86-87)*
RYAN, Michael, of ('10)*
RYAN, Nolan, rhp ('72-79)
SADOWSKI, Bob, lhp ('63)
SADOWSKI, Ed, c ('61-63)*
SALMON, Tim, of ('92-06)*
SAMPEN, Bill, rhp ('94)
SANCHEZ, Luis, rhp ('81-85)
SANDERS, Ken, rhp ('74)
SANDERSON, Scott, rhp ('93, '95-96)
SANDOWAL, Freddy, inf ('08-10)*
SANDS, Charlie, c/dh ('73-74)*
SANFORD, Jack, rhp ('65-67)
SANTANA, Ervin, rhp ('05-06)*
SATRIANO, Tom, inf ('61-69)*
SAUNDERS, John, lhp ('05-10)
SCHAAL, Paul, inf ('64-68, '74)*
SCHEINBLUM, Richie, of/dh ('73-74)+
SCHMIDT, Jeff, rhp ('96)
SCHONENWEIS, Scott, lhp ('99-03)
SCHOFIELD, Dick, inf ('83-92/96)*
SCHROEDER, Bill, c/inf ('89-90)*
SCHU, Rick, inf ('90)*
SCHULER, Dave, lhp ('79-80)
SCHWARZ, Jeff, rhp ('94)
SCONIERIS, Daryl, inf/dh ('81-85)*
SCOTT, Darryl, rhp ('93)
SCOTT, Mickey, lhp ('75-77)
SELE, Aaron, rhp ('02-04)
SELLS, Dave, rhp ('72-75)
SELMA, Dick, rhp ('74)
SEMPROCH, Roman, rhp ('61)
SERRANO, Alex, rhp ('08)
SHANK, Harvey, rhp ('70)
SHEETS, Andy, inf ('99)*
SHERRY, Larry, rhp ('68)
SHIELDS, Scot, rhp ('01-10)
SHIPLEY, Craig, inf ('98)*
SHOCKLEY, Costen, inf ('65)*
SIEBERN, Norm, inf ('66)*
SILVERO, Tomas, of ('70-72)*
SILVESTRI, Dave, inf ('99)*
SIMMONS, Curt, lhp ('67)
SIMPSON, Dick, of ('62, '64-65)*
SIMPSON, Wayne, rhp ('77)
SINGER, Bill, rhp ('73-75)
SKAGGS, Dave, c ('80)*
SKOWRON, Bill, inf ('67)*
SLATON, Jim, rhp ('84-86)
SLAUGHT, Don, c ('96)*
SMITH, B.G., of ('65)*

SMITH, Billy, inf ('75-76)+
SMITH, D.W., rhp ('84-85)
SMITH, Dwight, of ('94)*
SMITH, Lee, rhp ('95-96)
SMITH, Willie, lhp ('64-66)
SNOW, J.T., inf ('93-96)+
SOJO, Luis, inf ('91-92)*
SOLATA, Tony, inf/dh ('76-78)*
SORENSEN, Zach, of ('05)+
SPANGLER, Al, of ('65-66)*
SPARKS, Steve, rhp ('98-99)
SPEIER, Justin, rhp ('07-09)
SPENCER, Jim, inf ('68-73)*
SPIEZO, Scott, inf/dh ('00-03)+
SPRING, Jack, lhp ('61-64)
SPRINGER, Dennis, rhp ('96-97)
SPRINGER, Russ, rhp ('93-95)
SPROUT, Bob, lhp ('61)
STANTON, Leroy, of ('72-76)*
STEIRER, Ricky, rhp ('82-84)
STELMASZEK, Rick, c ('73)*
STEPHENSON, John, c ('71-73)*
STEVENS, Lee, inf ('90-92)*
STILLWELL, Kurt, inf ('93)+
STOCKER, Kevin, inf ('00)+
STOKES, Brian, rhp ('10)
STONEMAN, Bill, rhp ('74)
STUART, Dick, inf ('69)*
STUBING, Moose, inf ('67)*
SUDAKS, Bill, dh ('75-76)
SUKLA, Ed, rhp ('64-65)
SUTTON, Don, rhp ('85-87)*
SWAN, Craig, rhp ('84)
SWINGLE, Paul, rhp ('93)

-T-

TANANA, Frank, lhp ('73-80)
TANNER, Chuck, of ('61-62)*
TATUM, Jarvis, of ('68-70)*
TATUM, Ken, rhp ('69-70)
TAYLOR, Bob, c ('67)*
TEIXEIRA, Mark, inf ('08)+
THOMAS, Derrel, inf/of ('84)+
THOMAS, George, of ('61-63)*
THOMAS, Lee, inf/of, ('61-64)*
THOMPSON, Jason, inf/dh ('80)*
THOMPSON, Rich, rhp ('07-10)
THON, Dickie, inf ('79-80)*
THRONEBERRY, Faye, of ('61)*
TIAN, Luis, rhp ('82)
TINGLEY, Ron, c ('89-93)*
TORBORGE, Jeff, c ('71-73)*
TORRES, Felix, inf ('62-64)*
TORRES, Rusty, of ('76-77)+
TRAYERS, Bill, lhp ('81-83)*
TREVINO, Bobby, of ('68)*
TRUMBO, Mark, inf ('10-11)*
TURNER, Bob, rhp ('63)
TURNBOW, Derrick, rhp ('00, '03)
TURNER, Chris, c ('93-97)*
TURNER, Ken, lhp ('67)

-U-

UNROE, Tim, inf/of ('99)*

-V-

VALDES, Ismael, rhp ('01)
VALENTE, Bobby, of ('73-75)*
VALENTE, Ellis, of ('83)+
VALENZUELA, Fernando, lhp ('91)
VALERA, Julio, rhp ('92-95)
VAN BURELLO, Ty, inf ('93)*
VAN RYN, Ben, lhp ('96)
VAUGHN, Mo, inf/dh ('99-01)*
VELARDE, Randy, inf ('96-99)*

VENABLE, Max, of ('89-91)*
VERHOEFEN, John, rhp ('76-77)
VINSON, Charlie, inf ('66)*
VOSS, Bill, of ('69-70)*

-W-

WAGNER, Leon, of ('61-63)*
WALBECK, Matt, c ('98-00)+
WALDEN, Jordan, rhp ('10-11)
WALEWANDER, Jim, inf ('93)+
WALKER, Chico, of ('88)+
WALKER, Tom, rhp ('77)*
WALL, Donne, rhp ('02)
WALLACE, Don, inf ('67)*
WALLACH, Tim, inf ('96)*
WALTON, Jerome, of ('93)*
WANITZ, Dick, rhp ('65)
WARD, Bryan, lhp ('00)
WARNER, Jack, of ('66)*
WASHBURN, Greg, rhp ('69)
WASHBURN, Jarrod, lhp ('98-05)
WASHINGTON, Claudell, of ('89-90)*
WATSON, Allen, lhp ('97-98)
WEAVER, Eric, rhp ('00)
WEAVER, Jeff, rhp ('06)
WEAVER, Jered, rhp ('06-10)
WEAVER, Jim, lhp ('67-68)
WEBER, Ben, rhp ('00-04)
WERHAS, John, inf ('67)*
WESSON, Barry, of ('03)*
WHELOOCK, Gary, rhp ('76)
WHITE, Devon, of ('85-90)+
WHITMER, Dan, c ('80)*
WILFONG, Rob, inf ('82-86)*
WILHELM, Hoyt, rhp ('69)



Clyde Wright

WILLHITE, Nick, lhp ('67)
WILLIAMS, Mitch, lhp ('95)
WILLIAMS, Reggie, of ('92, '98-99)*
WILLIAMS, Shad, rhp ('96-97)
WILLITS, Reggie, of ('06-10)*
WILSHUSEN, Terry, rhp ('73)
WILSON, Bobby, c ('08-10)*
WILSON, Tack, of ('87)*
WILSON, Trevor, lhp ('98)
WINDHORN, Gordon, of ('82-89)
WINFIELD, Dave, of/dh ('90-91)*
WISE, Matt, rhp ('00-03)
WITT, George, rhp ('62)
WITT, Mike, rhp ('69-70)
WOLF, Wally, rhp ('69-70)
WOOD, Brandon, inf ('07-10)*
WOODS, Jake, lhp ('05)
WOOTEN, Shawn, c/inf ('00-03)*
WRIGHT, Clyde, lhp ('66-73)*
WYNEGAR, Butch, c ('87-88)+
WYNN, Billy, rhp ('71)

-Y-

YAN, Esteban, rhp ('05-06)
YOST, Eddie, inf ('61-62)
YOUNG, Cliff, lhp ('90-91)

-Z-

ZAHN, Geoff, lhp ('81-85)



Troy Percival



ANGELS OPENING DAY LINEUPS

1961	1962	1963	1964	1965	1966	1967	1968
Yost, 3b Aspromonte, 2b Pearson, rf Kluszewski, 1b Cerv, lf Hunt, cf Brickell, ss Rice, c Grba, p W, 7-2 @ Balt.	Pearson, rf Koppe, ss L. Thomas, cf Wagner, rf Torres, 3b Yost, 1b Rodgers, c Moran, 2b Grba, p L, 2-1 @ Chi.	Pearson, cf Moran, 2b L. Thomas, 1b Rodgers, c G. Thomas, rf Torres, 3b Fregosi, ss McBride, p W, 4-1 vs. Bos. @ L.A.	Pearson, lf Moran, 2b Fregosi, ss Adcock, 1b L. Thomas, rf Rodgers, c Simpson, cf McBride, p W, 4-0 @ Was.	Cardenal, cf Fregosi, ss Smith, lf Shockley, 1b Clinton, rf Rodgers, c Schaal, 3b Knoop, 2b Newman, p L, 7-1 vs. Cle. @ L.A.	Cardenal, cf Knoop, 2b Fregosi, ss Adcock, 1b Reichardt, lf Warner, rf Schaal, 3b Rodgers, c Chance, p L, 3-2 @ Chi.	Schaal, 3b Fregosi, ss Hall, rf Reichardt, lf Mincher, 1b Cardenal, cf Rodgers, c Knoop, 2b Brunet, p W, 4-2 vs. Det. @ Anaheim	Schaal, 3b Fregosi, ss Mincher, 1b Hinton, rf Reichardt, lf Repoz, cf Rodgers, c Knoop, 2b Brunet, p L, 1-0 @ N.Y.
1969	1970	1971	1972	1973	1974	1975	1976
Voss, rf Fregosi, ss Johnstone, cf Reichardt, lf Stuart, 1b Rodriguez, 3b Satriano, c Knoop, 2b McGlothlin, p L, 4-3 vs. Sea. @ Anaheim	Alomar, 2b Fregosi, ss Voss, rf A. Johnson, lf Spencer, 1b Repoz, cf Azcue, c Rodriguez, 3b Messersmith, p W, 12-0 @ Mil.	Alomar, 2b Fregosi, ss A. Johnson, lf Spencer, 1b McMullen, 3b Moses, c Berry, cf Wright, p L, 4-1 vs. K.C. @ Anaheim	Alomar, 2b Rivers, cf Cardenas, ss Spencer, 1b McMullen, 3b Pinson, lf Stanton, rf Torborg, c Messersmith, p W, 1-0 vs. Tex @ Anaheim	Grabarkewitz, 3b Valentine, ss Pinson, rf Robinson, lf McCraw, dh Spencer, 1b Berry, cf Stephenson, c Alomar, 2b Ryan, p W, 3-2 vs. K.C. @ Anaheim	Rivers, cf Doyle, 2b Valentine, lf Robinson, dh Epstein, 1b Oliver, 3b Stanton, rf Rodriguez, c Chalk, ss Ryan, p W, 8-2 @ Chi.	Nettles, cf Rivers, lf Harper, dh Bochte, 1b Lahoud, rf Chalk, 3b Rodriguez, c Remy, 2b Ramirez, ss Ryan, p W, 3-2 vs. K.C. @ Anaheim	Collins, lf Remy, 2b Bochte, 1b Melton, dh Hermann, c Stanton, rf Chalk, 3b Torres, cf Ramirez, ss Tana, p L, 5-2 vs. Oak. @ Anaheim
1977	1978	1979	1980	1981	1982	1983	1984
Remy, 2b Grich, ss Bonds, rf Baylor, dh Rudi, lf Salaita, 1b Bochte, cf Chalk, 3b Humphrey, c Tanana, p W, 7-0 @ Sea.	Miller, rf Grich, 2b Bostock, cf Rudi, lf Baylor, dh Fairly, 1b Chalk, 3b Mulliniks, ss Humphrey, c Tanana, p W, 1-0 vs. Oak. @ Anaheim	Miller, cf Ford, rf Carew, 1b Baylor, dh Rudi, lf Lansford, 3b Downing, c Grich, 2b Rudi, lf Mulliniks, ss Tanana, p L, 5-4 @ Sea.	Collins, cf Lansford, 3b Ford, rf Carew, 1b Baylor, dh Rudi, lf Downing, c Grich, 2b Rudi, lf Patek, ss Frost, p W, 10-2 vs. Cle. @ Anaheim	Carew, 1b Burleson, ss Lynn, cf Carew, 1b Jackson, rf Ford, rf Downing, c Brunansky, lf Grich, 2b Hobson, 3b Zahn, p W, 6-2 @ Sea.	Burleson, ss Lynn, cf Carew, 1b Jackson, rf Lynn, cf DeCinces, 3b Grich, 2b Foli, ss Boone, c Kison, p W, 3-2 vs. Mil. @ Anaheim	Downing, lf Clark, rf Sconiers, 1b Jackson, dh Lynn, cf DeCinces, 3b Grich, 2b Foli, ss Boone, c Kison, p W, 3-2 vs. Mil. @ Anaheim	Downing, dh Carew, 1b Beniquez, lf DeCinces, 3b Baylor, dh Grich, 2b Schofield, ss Boone, c Pettis, cf Forsch, p W, 2-1 vs. Bos. @ Anaheim
1985	1986	1987	1988	1989	1990	1991	1992
Carew, 1b Beniquez, lf Grich, 2b DeCinces, 3b Downing, dh Jackson, rf Schofield, ss Boone, c Pettis, cf Witt, p L, 6-2 vs. Min. @ Anaheim	Grich, 2b Jones, rf Joyner, 1b Jackson, dh DeCinces, 3b Downing, lf Burleson, ss Boone, c Pettis, cf Witt, p L, 10-4 @ Sea.	Downing, dh Joyner, 1b DeCinces, 3b Hendrick, rf White, lf Wynegar, c Schofield, ss Pettis, cf McMure, 2b Witt, p W, 7-1 vs. Sea. @ Anaheim	McMure, 2b Ray, lf Davis, rf Joyner, 1b Downing, dh White, cf Howell, 3b Boone, c Schofield, ss Witt, p L, 8-5 @ Chi.	Downing, dh Ray, 2b Joyner, 1b Joyner, 1b Armas, rf Bichette, lf Washington, rf Parrish, c Schu, 3b McMure, ss Blyleven, p L, 9-2 vs. Chi. @ Anaheim	White, cf Ray, 2b Joyner, 1b Davis, dh Bichette, lf Washington, rf Parrish, c Schu, 3b McMure, ss Blyleven, p L, 7-4 vs. Sea. @ Anaheim	Polonia, lf Sojo, 2b Joyner, 1b Winfield, rf Parker, dh Parrish, c Gaetti, 3b Felix, cf Schofield, ss Finley, p W, 3-2 @ Sea.	Polonia, lf Felix, cf Hayes, rf Brooks, dh Stevens, 1b Gaetti, 3b Parrish, c Rose, 2b DiSarcina, ss Langston, p L, 10-4 vs. Chi. @ Anaheim
1993	1994	1995	1996	1997	1998	1999	2000
Polonia, lf Curtis, cf Snow, 1b Davis, dh Salmon, rf Gonzales, 3b Easley, 2b DiSarcina, ss Orton, c Langston, p W, 3-1 vs. Mil. @ Anaheim	Curtis, cf Easley, 2b Salmon, rf Davis, dh Jackson, lf Perez, 1b Myers, c Reynolds, 2b DiSarcina, ss Langston, p W, 8-2 @ Min.	Phillips, lf Easley, 2b Edmonds, cf Davis, dh Salmon, rf Perez, 1b Snow, 1b Arias, 3b Fairgas, c Allanson, c DiSarcina, ss Finley, p L, 5-4 vs. Det. @ Anaheim	Velarde, 2b Edmonds, cf Salmon, rf Davis, dh Snow, 1b Anderson, lf Arias, 3b Fairgas, c Allanson, c DiSarcina, ss Finley, p L, 15-9 vs. Mil. @ Anaheim	Erstad, 1b Alicia, 2b Edmonds, cf Salmon, rf Hollins, 3b Fielder, dh Anderson, lf Murray, dh Leyritz, c DiSarcina, ss Langston, p L, 6-5 vs. Bos. @ Anaheim	Erstad, 1b Edmonds, cf Hollins, 3b Salmon, rf Fielder, dh Anderson, lf Martin, 2b Walbeck, c DiSarcina, ss Finley, p W, 4-1 vs. N.Y. @ Anaheim	Erstad, 1b Velarde, 2b Vaughn, 1b Salmon, rf Anderson, cf Greene, dh Glaus, 3b Walbeck, c Sheets, ss Belcher, p W, 6-5 vs. Cle. @ Anaheim	Erstad, 1b Kennedy, 2b Vaughn, 1b Salmon, rf Anderson, cf Glaus, 3b Spiezio, dh B. Molina, c DiSarcina, ss Hill, p L, 3-2 vs. N.Y. @ Anaheim
2001	2002	2003	2004	2005	2006	2007	2008
Erstad, cf Gil, ss Salmon, rf Glaus, 3b Anderson, lf Hill, dh B. Molina, c Spiezio, 1b Eckstein, 2b Schoeneweis, p L, 3-2 @ Tex.	Eckstein, ss Erstad, cf Salmon, rf Anderson, lf Glaus, 3b Fullmer, dh Gullen, dh Spiezio, 1b B. Molina, c Kennedy, 2b Washburn, p L, 6-0 vs. Cle. @ Anaheim	Eckstein, ss Erstad, cf Salmon, rf Anderson, lf Fullmer, dh Gullen, dh Spiezio, 1b B. Molina, c Kennedy, 2b Lackey, p L, 6-3 vs. Tex. @ Anaheim	Eckstein, ss Erstad, 1b Guerrero, rf Anderson, cf Glaus, 3b Guillen, lf Salmon, dh J. Molina, c Kennedy, 2b Colon, p W, 10-5 @ Sea.	Erstad, 1b DaVanon, dh Guerrero, rf Anderson, lf Finley, cf Quinlan, 3b Cabrera, ss Figgins, 2b Colon, p W, 2-1 vs. Tex. @ Anaheim	Figgins, 3b Cabrera, ss Anderson, dh Guerrero, rf Rivera, lf Erstad, cf Kotchman, 1b J. Molina, c Kennedy, 2b Colon, p W, 5-4 @ Sea.	Matthews Jr., cf Cabrera, ss Guerrero, rf Anderson, lf Hillenbrand, dh Kendrick, 2b Napoli, c Izturis, 3b Lackey, p W, 4-1 vs. Tex. @ Anaheim	Figgins, 3b Kennedy, 2b Guerrero, rf Anderson, lf Hunter, cf Kotchman, 1b Kendrick, 2b Napoli, c Izturis, 3b Weaver, p L, 2-3 @ Min.
2009	2010	2011	2012	2013	2014	2015	2016
Figgins, 3b Kendrick, 2b Abreu, rf Guerrero, dh Hunter, cf Morales, 1b Rivera, lf Mathis, c Aybar, ss Saunders, p W, 3-0 vs. Oak. @ Anaheim	Aybar, ss Abreu, rf Hunter, cf Matsui, dh Morales, 1b Rivera, lf Kendrick, 2b Wood, 3b Mathis, c Weaver, p W, 6-3 vs. Min. @ Anaheim	Figgins, 3b Kendrick, 2b Abreu, rf Guerrero, dh Hunter, cf Morales, 1b Rivera, lf Mathis, c Aybar, ss Saunders, p W, 3-0 vs. Oak. @ Anaheim	Figgins, 3b Kendrick, 2b Abreu, rf Guerrero, dh Hunter, cf Morales, 1b Rivera, lf Mathis, c Aybar, ss Saunders, p W, 3-0 vs. Oak. @ Anaheim	Figgins, 3b Kendrick, 2b Abreu, rf Guerrero, dh Hunter, cf Morales, 1b Rivera, lf Mathis, c Aybar, ss Saunders, p W, 3-0 vs. Oak. @ Anaheim	Figgins, 3b Kendrick, 2b Abreu, rf Guerrero, dh Hunter, cf Morales, 1b Rivera, lf Mathis, c Aybar, ss Saunders, p W, 3-0 vs. Oak. @ Anaheim	Figgins, 3b Kendrick, 2b Abreu, rf Guerrero, dh Hunter, cf Morales, 1b Rivera, lf Mathis, c Aybar, ss Saunders, p W, 3-0 vs. Oak. @ Anaheim	Figgins, 3b Kendrick, 2b Abreu, rf Guerrero, dh Hunter, cf Morales, 1b Rivera, lf Mathis, c Aybar, ss Saunders, p W, 3-0 vs. Oak. @ Anaheim



YEAR-BY-YEAR STATISTICAL REVIEW



(★ denotes led or tied for league lead)

1961 ANGELS BATTING

PLAYER	AVG	G	AB	R	H	TB	2B	3B	HR	RBI	SH	SF	HP	BB	IBB	SO	SB	CS
Ardell	.250	7	4	1	1	1	0	0	0	0	1	0	0	1	0	2	0	0
Aspromonte	.223	66	238	29	53	69	10	0	2	14	3	0	2	33	1	21	0	0
Averill	.266	115	323	56	86	158	9	0	21	59	1	4	2	62	1	70	1	0
Bequer	.000	11	8	0	0	0	0	0	0	0	0	0	0	1	0	5	0	0
Bilko	.279	114	294	49	82	160	16	1	20	59	0	2	0	58	2	81	1	1
Bowsfield	.137	46	51	5	7	10	1	1	0	2	2	0	0	2	0	19	0	0
Brickell	.122	21	49	3	6	6	0	0	0	3	0	0	0	6	0	9	0	0
Bridges	.240	84	229	20	55	68	5	1	2	15	4	0	1	26	0	37	1	0
Burke	.000	6	5	0	0	0	0	0	0	0	0	0	0	0	0	1	0	0
Casale	.462	13	13	2	6	11	2	0	1	2	0	0	0	1	0	4	0	0
Cerv	.158	18	57	3	9	18	3	0	2	6	1	1	0	1	0	8	0	0
Chance	.000	5	5	0	0	0	0	0	0	0	0	0	0	0	0	2	0	0
Clevenger	.000	12	3	0	0	0	0	0	0	0	0	0	0	0	0	1	0	0
Donohue	.148	38	27	0	4	5	1	0	0	1	0	0	0	0	0	7	0	0
Duren	.040	40	25	2	1	1	0	0	0	3	1	0	0	3	0	15	0	0
Fowler	.077	53	13	1	1	1	0	0	0	0	3	0	0	0	0	3	0	0
Fregosi	.222	11	27	7	6	6	0	0	0	3	1	0	0	1	0	4	0	0
Garver	.000	12	6	0	0	0	0	0	0	0	1	0	0	0	0	3	0	0
Grba	.234	42	64	8	15	24	3	0	2	11	8	1	1	6	0	17	0	0
Hamlin	.209	42	91	4	19	25	3	0	1	5	1	1	1	11	2	9	0	1
Heman	.000	6	1	0	0	0	0	0	0	0	0	0	0	0	0	1	0	0
Hunt	.255	149	479	70	122	232	29	3	25	84	3	6	4	49	1	120	8	2
James	.000	43	13	3	0	0	0	0	0	0	0	0	1	0	0	5	0	0
Johnson, J.	.000	1	0	0	0	0	0	0	0	0	0	0	0	0	0	0	0	0
Kline	.097	26	31	0	3	3	0	0	0	0	3	0	0	1	0	17	0	0
Kluszewski	.243	107	263	32	64	121	12	0	15	39	0	3	0	24	5	23	0	0
Koppe	.251	91	338	46	85	116	12	2	5	40	6	2	1	45	0	77	3	3
Leek	.226	57	199	16	45	71	9	1	5	20	3	0	2	7	0	54	0	1
McBride	.084	45	83	5	7	10	3	0	0	2	6	0	0	3	0	35	0	0
Moeller	.207	35	29	2	6	7	1	0	0	2	1	0	0	8	0	14	0	0
Moran	.260	54	173	17	45	60	7	1	2	22	6	1	1	17	1	16	0	0
Morgan	.083	59	12	1	1	1	0	0	0	0	0	0	0	1	0	4	0	0
Pearson	.288	144	427	92	123	171	21	3	7	41	7	2	3	96	1	40	11	3
Rice	.241	44	83	11	20	36	4	0	4	11	3	1	0	20	5	19	0	1
Rodgers	.321	16	56	8	18	26	2	0	2	13	0	0	0	1	0	6	0	0
Sadowski	.232	69	164	16	38	63	13	0	4	12	2	1	0	11	1	33	2	3
Satriano	.198	35	96	15	19	29	5	1	1	8	1	0	1	12	0	16	2	0
Semproch	.000	2	0	0	0	0	0	0	0	0	0	0	0	0	0	0	0	0
Spring	.000	18	8	0	0	0	0	0	0	0	3	0	0	1	0	5	0	0
Sprout	.000	1	0	0	0	0	0	0	0	0	1	0	0	0	0	0	0	0
Tanner	.125	7	8	0	1	1	0	0	0	0	0	0	0	2	0	2	0	0
Thomas, G.	.280	79	282	39	79	132	12	1	13	59	3	2	3	21	1	66	3	6
Thomas, L.	.284	130	450	77	128	221	11	5	24	70	2	3	2	47	2	74	0	5
Throneberry	.194	24	31	1	6	7	1	0	0	0	1	0	0	5	0	10	0	0
Wagner	.280	133	453	74	127	234	19	2	28	79	0	7	3	48	2	65	5	1
Yost	.202	76	213	29	43	56	4	0	3	15	2	0	2	50	0	48	0	1
TOTALS	.245	161	5424	744	1331	2160	218	22	189	700	80	37	30	681	25	1068	37	28

1961 ANGELS PITCHING

PITCHER	W-L	ERA	G	GS	CG	SHO	SV	IP	H	R	ER	HR	HB	BB	IB	SO	WP	BK
Bowsfield	11-8	3.73	41	21	4	1	0	157	154	75	65	18	1	63	3	88	3	0
Casale	1-5	6.54	13	7	0	0	0	42.2	52	34	31	9	1	25	0	35	6	0
Chance	0-2	7.00	5	4	0	0	0	18	33	15	14	0	1	5	1	11	1	0
Clevenger	2-1	1.69	12	0	0	0	1	16	13	5	3	1	0	13	1	11	1	0
Donohue	4-6	4.31	38	7	0	0	1	100.1	93	48	48	16	0	50	5	79	2	0
Duren	6-12	5.18	40	14	1	1	2	99	87	70	57	13	3	75	1	108	7	0
Fowler	5-8	3.64	53	3	0	0	11	89	68	42	36	12	0	29	3	78	1	0
Garver	0-3	5.59	12	2	0	0	0	29	40	18	18	2	0	16	0	9	1	0
Grba	11-13	4.25	40	30	8	0	2	212	197	119	100	26	7	114	10★	105	6	1
Heman	0-0	1.80	6	0	0	0	0	10	4	3	2	1	1	2	0	2	0	0
James	0-2	5.30	36	3	0	0	0	71.1	66	44	42	12	2	54	1	41	5	0
Kline	3-6	4.90	26	12	0	0	0	104.2	119	62	57	16	1	44	5	70	2	1
McBride	12-15	3.64	38	36	11	1	1	242	229	114	98	28	7	102	4	180	8	0
Moeller	4-8	5.81	33	18	1	1	0	113	122	80	73	15	2	83	0	87	8	0
Morgan	8-2	2.35	59	0	0	0	10	92	74	31	24	7	5	17	3	39	0	0
Semproch	0-0	9.00	2	0	0	0	0	1	1	2	1	0	0	3	0	1	1	0
Spring	3-0	4.26	18	4	0	0	0	38	35	19	18	4	3	15	2	27	1	0
Sprout	0-0	4.50	1	1	0	0	0	4	4	3	2	0	0	3	0	2	0	0
TOTALS	70-91	4.31	161	161	25	4	28	1439	1391	784	689	180	34	713	39	973	53	2

WIN STREAK: 7, July 2-7

LOSING STREAK: 9, June 11-16

CLUB HISTORY





YEAR-BY-YEAR STATISTICAL REVIEW

1962 ANGELS BATTING

PLAYER	AVG	G	AB	R	H	TB	2B	3B	HR	RBI	SH	SF	HP	BB	IBB	SO	SB	CS
Averill	.219	92	187	21	41	62	9	0	4	22	0	1	1	43	3	47	0	0
Belinsky	.167	34	60	1	10	10	0	0	0	2	2	0	0	7	0	24	0	0
Bilko	.287	64	164	26	47	82	9	1	8	38	0	7	2	25	0	35	1	1
Botz	.000	35	9	1	0	0	0	0	0	0	1	0	0	0	0	3	0	0
Bowsfield	.162	44	37	7	6	7	1	0	0	1	4	0	0	6	0	15	0	0
Burgess	.196	87	143	17	28	43	7	1	2	13	2	2	0	36	8	20	2	0
Burke	.266	19	64	8	17	30	1	0	4	14	0	0	1	5	1	11	0	0
Chance	.062	50	65	1	4	4	0	0	0	1	7	0	0	3	0	29	0	0
Consolo	.100	28	20	4	2	2	0	0	0	0	0	0	0	3	0	11	2	0
Coughtry	.182	11	22	0	4	4	0	0	0	2	0	0	0	0	0	6	0	0
Darwin	.000	1	1	0	0	0	0	0	0	0	0	0	0	0	0	1	0	0
Donohue	.250	12	4	1	1	1	0	0	0	1	1	0	0	1	0	2	0	0
Duren	.067	42	15	1	2	1	0	0	0	0	1	0	0	0	0	9	0	0
Fowler	.273	48	11	1	3	3	0	0	0	4	0	0	0	1	0	2	0	0
Fregosi	.291	58	175	15	51	71	3	4	3	23	2	1	0	18	1	27	2	1
Grba	.207	42	58	5	12	16	1	0	1	7	3	0	0	4	0	14	0	0
Hunt	.182	13	11	4	2	5	0	0	1	1	0	0	0	1	0	5	1	0
Kirkpatrick	.000	3	6	0	0	0	0	0	0	0	0	0	0	0	0	2	0	0
Koppe	.227	128	375	47	85	113	16	0	4	40	9	5	2	73	3	84	2	1
Lee, D.	.184	27	49	0	9	10	1	0	0	1	2	0	0	0	0	18	0	0
Leek	.143	7	14	0	2	2	0	0	0	0	0	0	0	0	0	6	0	0
Leja	.000	7	16	0	0	0	0	0	0	0	1	0	0	1	0	6	0	0
McBride	.164	24	55	6	9	14	2	0	1	2	0	0	0	0	0	23	0	0
Moran	.282	160	659	90	186	268	25	3	17	74	14	5	4	39	2	80	5	1
Morgan	.000	48	6	0	0	0	0	0	0	0	2	0	0	0	0	3	0	0
Navarro	.500	9	2	0	1	1	0	0	0	0	0	0	0	0	0	0	0	0
Newman	.000	4	1	0	0	0	0	0	0	0	0	0	0	0	0	0	0	0
Nuxhall	.000	5	0	0	0	0	0	0	0	0	0	0	0	0	0	0	0	0
Osinski	.000	33	11	1	0	0	0	0	0	0	1	0	1	1	0	3	0	0
Pearson	.261	160	614	115★	160	216	29	6	5	42	7	1	1	95	3	36	15	6
Rodgers	.258	155	565	65	146	210	34	6	6	61	6	8	0	45	6	68	1	8
Sadowski	.200	27	55	4	11	18	4	0	1	3	0	0	0	2	0	14	1	0
Satriano	.421	10	19	4	8	16	2	0	2	6	0	0	0	0	0	1	0	0
Simpson	.250	6	8	1	2	3	1	0	0	1	0	0	0	2	0	3	0	0
Spring	.091	57	11	0	1	1	0	0	0	0	1	0	0	0	0	7	0	0
Tanner	.125	7	8	0	1	1	0	0	0	0	0	0	0	0	0	0	0	0
Thomas, G.	.238	56	181	13	43	69	10	2	4	12	0	0	1	21	0	37	0	0
Thomas, L.	.290	160	583	88	169	272	21	2	26	104	4	4	6	55	3	74	6	1
Torres	.259	127	451	44	117	177	19	4	11	74	4	4	4	28	5	73	0	0
Wagner	.268	160	612	96	164	306	21	5	37	107	7	4	5	50	4	87	7	5
Windhorn	.178	40	45	9	8	14	6	0	0	1	1	0	0	7	1	10	1	1
Witt	.333	5	3	0	1	1	0	0	0	0	0	0	0	0	0	0	0	0
Yost	.240	52	104	22	25	36	9	1	0	10	0	1	1	30	0	21	0	2
TOTALS	.250	162	5499	718	1377	2090	232	35	137	667	82	43	29	602	40	917	46	27

1962 ANGELS PITCHING

PITCHER	W-L	ERA	G	GS	CG	SHO	SV	IP	H	R	ER	HR	HB	BB	IB	SO	WP	BK
Belinsky	10-11	3.56	33	31	5	3	1	187.1	149	86	74	12	13	122★	3	145	9	0
Botz	2-1	3.43	35	0	0	0	2	63	71	30	24	7	2	11	0	24	0	1
Bowsfield	9-8	4.40	34	25	1	0	1	139	154	82	68	12	2	40	0	52	3	0
Chance	14-10	2.96	50	24	6	2	8	207	195	83	68	14	5	66	5	127	2	0
Darwin	0-1	12.00	1	1	0	0	0	3.1	8	6	4	0	0	4	0	6	0	0
Donohue	1-0	3.70	12	1	0	0	0	24.1	24	14	10	4	2	11	0	14	1	0
Duren	2-9	4.44	42	3	0	0	8	71	53	38	35	1	6	57	2	74	4	1
Fowler	4-3	2.81	48	0	0	0	5	77	67	25	24	6	1	25	3	38	1	0
Grba	8-9	4.55	40	29	1	0	1	176	185	101	89	19	2	75	5	90	4	1
Lee	8-8	3.11	27	22	4	2	1	153.1	153	64	53	12	3	39	1	74	2	0
McBride	11-5	3.50	24	23	6	4	0	149.1	136	66	58	9	9	70	3	83	5	0
Morgan	5-2	2.90	48	0	0	0	9	59.1	53	23	19	6	1	19	6	29	2	0
Navarro	1-1	4.80	9	0	0	0	0	15	20	9	8	2	0	4	2	11	3	0
Newman	0-1	10.50	4	1	0	0	0	6.1	11	7	7	0	0	3	1	4	0	0
Nuxhall	0-0	10.80	5	0	0	0	0	5.1	7	6	6	0	1	5	0	2	0	0
Osinski	6-4	2.82	33	0	0	0	4	54.1	45	22	17	3	0	30	3	44	1	0
Spring	4-2	4.02	57	0	0	0	6	65	66	32	29	7	2	30	10	31	2	0
Witt	1-1	8.10	5	2	0	0	0	10	15	12	9	4	0	5	0	10	0	0
TOTALS	86-76	3.70	162	162	23	15	46	1466	1412	706	602	118	49	616	44	858	39	3

WIN STREAK: 5, June 8-12 & July 17-21

LOSING STREAK: 6, Sept. 12-18



YEAR-BY-YEAR STATISTICAL REVIEW



1963 ANGELS BATTING

PLAYER	AVG	G	AB	R	H	TB	2B	3B	HR	RBI	SH	SF	HP	BB	IBB	SO	SB	CS
Belinsky	.074	13	27	0	2	2	0	0	0	1	0	0	0	1	0	11	0	0
Chance	.150	45	80	5	12	13	1	0	0	3	7	0	0	2	0	38	0	0
Dees	.307	60	202	23	62	84	11	1	3	27	3	3	8	11	1	31	3	3
Duliba	.000	6	1	0	0	0	0	0	0	0	0	0	0	0	0	0	0	0
Foiles	.214	41	84	8	18	33	1	1	4	10	1	0	1	8	1	13	0	0
Fowler	.222	57	9	3	2	2	0	0	0	0	2	0	0	1	0	5	0	0
Foytack	.267	26	15	0	4	4	0	0	0	0	2	0	0	1	0	4	0	0
Fregosi	.287	154	592	83	170	250	29	12	9	50	9	5	0	36	3	104	2	2
Gatewood	.000	4	8	0	0	0	0	0	0	0	0	0	0	0	0	5	0	0
Grba	.000	13	3	0	0	0	0	0	0	0	0	0	0	1	0	1	0	0
Hunt	.183	59	142	17	26	49	6	1	5	16	2	0	0	15	2	49	0	1
Kirkpatrick	.195	34	77	4	15	26	5	0	2	7	0	1	1	6	0	19	1	0
Koppe	.210	76	143	11	30	39	4	1	1	12	1	2	1	9	1	30	0	0
Kostro	.222	43	99	6	22	32	2	1	2	10	0	1	0	6	0	17	0	0
Lee, D.	.156	40	45	2	7	8	1	0	0	1	7	0	0	0	0	17	0	0
Lee, M.	.000	6	7	0	0	0	0	0	0	0	0	0	0	0	0	2	0	0
McBride	.172	38	87	9	15	23	6	1	0	6	5	3	0	1	0	32	0	0
Moeller	.000	3	0	0	0	0	0	0	0	0	0	0	0	0	0	0	0	0
Moran	.275	153	597	67	164	224	29	5	7	65	10	7	3	31	2	57	1	1
Morgan	.000	13	1	0	0	0	0	0	0	0	0	0	0	0	0	1	0	0
Navarro	.200	57	15	1	3	3	0	0	0	0	1	0	0	2	0	5	0	0
Nelson	.091	39	11	0	1	1	0	0	0	0	0	0	0	0	0	3	0	0
Newman	.250	12	16	1	4	4	0	0	0	0	0	0	0	0	0	7	0	0
Osinski	.111	47	45	3	5	5	0	0	0	2	2	1	1	0	0	11	0	0
Pearson	.304	154	578	92	176	230	26	5	6	47	10	1	3	92	5	37	17	10
Perry	.253	61	166	16	42	60	9	0	3	14	1	2	3	9	2	31	1	1
Piersall	.308	20	52	4	16	17	1	0	0	4	3	0	0	5	0	5	0	1
Rodgers	.233	100	300	24	70	88	6	0	4	23	7	2	2	29	2	35	2	2
Sadowski, E.	.172	80	174	24	30	45	1	1	4	15	2	1	0	17	5	33	2	1
Sadowski, R.	.250	88	144	12	36	45	6	0	1	22	1	2	0	15	2	34	2	1
Satriano	.180	23	50	1	9	10	1	0	0	2	0	0	0	9	2	10	0	0
Spring	.333	45	3	0	1	1	0	0	0	0	0	0	0	0	0	2	0	0
Thomas, G.	.210	53	167	14	35	56	7	1	4	15	1	0	1	9	1	32	0	0
Thomas, L.	.220	149	528	52	116	167	12	6	9	55	2	2	9	53	6	82	6	0
Torres	.261	138	463	40	121	167	32	1	4	51	5	6	3	30	0	73	1	0
Turley	.160	19	25	2	4	8	1	0	1	3	0	0	0	0	0	7	0	0
Wagner	.291	149	550	73	160	251	11	1	26	90	0	7	7	49	8	73	5	7
TOTALS	.250	161	5506	597	1378	1947	208	38	95	551	84	46	431	448	43	916	43	30

1963 ANGELS PITCHING

PITCHER	W-L	ERA	G	GS	CG	SHO	SV	IP	H	R	ER	HR	HB	BB	IB	SO	WP	BK
Belinsky	2-9	5.73	13	13	2	0	0	77	78	54	49	12	4	35	2	60	2	0
Chance	13-18	3.19	45	35	6	2	3	248	229	109	88	10	10	90	7	168	7	1
Duliba	1-1	1.13	6	0	0	0	1	7.2	3	1	1	0	0	6	0	4	0	0
Fowler	5-3	2.43	57	0	0	0	7	89	70	26	24	5	0	19	8	53	1	0
Foytack	5-5	3.71	25	8	0	0	1	70.1	68	35	29	9	0	29	6	37	1	1
Gatewood	1-1	1.50	4	3	1	0	0	24	12	5	4	0	0	16	0	13	2	0
Grba	1-2	4.76	12	1	0	0	0	17.1	14	9	9	2	1	10	1	5	1	0
Lee, D.	8-11	3.68	40	22	3	2	1	154	148	74	63	12	9	51	4	89	5	0
Lee, M.	1-1	3.81	6	4	0	0	0	26	30	11	11	3	1	14	0	11	3	0
McBride	13-12	3.26	36	36	11	2	0	251	198	101	91	22	14	82	1	147	6	0
Moeller	0-0	6.75	3	0	0	0	0	2.2	5	2	2	1	0	1	0	2	1	1
Morgan	0-0	5.63	13	0	0	0	1	16.1	20	11	10	1	3	6	1	7	1	0
Navarro	4-5	2.90	57	0	0	0	5	90.1	75	36	29	7	2	32	6	53	4	0
Nelson	2-3	5.26	36	3	0	0	1	52.2	55	34	31	7	2	32	5	41	4	0
Newman	1-5	5.32	12	8	0	0	0	44	56	27	26	6	2	15	2	16	2	1
Osinski	8-8	3.28	47	16	4	1	0	159.1	145	66	58	15	2	80	6	100	6	0
Spring	3-0	3.08	45	0	0	0	1	38	40	18	13	3	0	9	0	13	0	1
Turley	2-7	3.30	19	12	3	2	0	87.1	71	41	32	5	2	51	6	70	2	0
TOTALS	70-91	3.52	161	161	30	13	21	1455	1317	660	570	120	52	578	55	889	48	5

WIN STREAK: 5, June 15-19 & July 27-30

LOSING STREAK: 10, June 30-July 12





YEAR-BY-YEAR STATISTICAL REVIEW

1964 ANGELS BATTING

PLAYER	AVG	G	AB	R	H	TB	2B	3B	HR	RBI	SH	SF	HP	BB	IBB	SO	SB	CS
Adcock	.268	118	366	39	98	174	13	0	21	64	0	1	0	48	4	61	0	2
Belinsky	.095	23	42	2	4	5	1	0	0	1	5	0	0	2	0	11	0	0
Brunet	.182	10	11	0	2	2	0	0	0	1	1	0	1	0	0	5	0	0
Chance	.079	46	89	3	7	7	0	0	0	0	8	0	0	3	0	53	0	0
Clinton	.248	91	306	30	76	121	18	0	9	38	3	3	1	31	0	40	3	0
Dees	.077	26	26	3	2	3	1	0	0	1	0	0	1	1	0	4	1	2
Duliba	.000	58	5	1	0	0	0	0	0	0	1	0	0	0	0	2	0	0
Foiles	.250	4	4	0	1	1	0	0	0	0	0	0	0	0	0	2	0	0
Fowler	.000	4	1	0	0	0	0	0	0	0	0	0	0	0	0	1	0	0
Foytack	.000	2	0	0	0	0	0	0	0	0	0	0	0	0	0	0	0	0
Fregosi	.277	147	505	86	140	234	22	9	18	72	6	4	4	72	2	87	8	3
Gatewood	.100	23	20	3	2	2	0	0	0	1	0	0	0	0	0	13	0	0
Green	.250	39	92	13	23	31	2	0	2	4	0	1	1	10	0	8	2	0
Hiatt	.375	9	16	2	6	6	0	0	0	2	0	0	0	2	0	3	0	0
Kelso	.000	10	6	1	0	0	0	0	0	0	0	0	0	1	0	5	0	0
Kirkpatrick	.242	75	219	20	53	78	13	3	2	22	0	4	2	23	6	30	2	2
Knoop	.216	162★	486	42	105	136	8	1	7	38	7	3	5	46	6	109	3	2
Koppe	.257	54	113	10	29	35	4	1	0	6	2	0	0	14	1	16	0	0
Latman	.125	40	40	2	5	7	2	0	0	4	2	0	0	0	0	9	0	0
Lee, D.	.261	33	23	2	6	8	2	0	0	2	0	0	0	1	0	5	0	0
Lee, R.	.000	64	22	0	0	0	0	0	0	0	0	0	0	1	0	19	0	0
McBride	.214	29	28	0	6	6	0	0	0	2	2	0	1	6	0	7	0	0
Meyer	.000	6	5	0	0	0	0	0	0	0	2	0	0	0	0	3	0	0
Moran	.268	50	198	26	53	65	10	1	0	11	6	1	1	13	1	20	1	3
Navarro	.000	5	2	0	0	0	0	0	0	0	0	0	0	0	0	2	0	0
Newman	.180	39	61	5	11	14	0	0	1	3	5	0	0	4	0	23	0	0
Osinski	.056	47	18	1	1	1	0	0	0	2	0	0	0	1	0	5	0	0
Pearson	.223	107	265	34	59	72	5	1	2	16	4	0	1	35	2	22	6	4
Perry	.276	70	221	19	61	80	8	1	3	16	1	1	0	14	0	52	1	1
Piersall	.314	87	255	28	80	97	11	0	2	13	4	1	0	16	1	32	5	3
Power	.249	68	221	17	55	70	6	0	3	13	4	3	1	8	0	14	1	1
Reichardt	.162	11	37	0	6	6	0	0	0	0	0	0	0	1	1	12	1	0
Rodgers	.243	148	514	38	125	161	18	3	4	54	7	7	4	40	11	71	4	3
Satriano	.200	108	225	18	51	63	9	0	1	17	2	2	0	30	3	37	0	2
Schaal	.125	17	32	3	4	4	0	0	0	0	0	0	0	2	0	5	0	1
Simpson	.140	21	50	11	7	14	1	0	2	4	0	0	0	8	0	15	2	2
Smith	.301	118	359	46	108	167	14	6	11	51	1	3	2	8	1	39	7	5
Spring	.000	6	0	0	0	0	0	0	0	0	0	0	0	0	0	0	0	0
Sukla	.000	2	0	0	0	0	0	0	0	0	0	0	0	0	0	0	0	0
Thomas, L.	.273	47	172	14	47	63	8	1	2	24	3	1	0	18	1	22	1	0
Torres	.231	100	277	25	64	110	10	0	12	28	0	2	1	13	0	56	1	3
TOTALS	.242	162	5362	544	1297	1843	186	27	102	508	78	37	26	472	40	920	49	39

1964 ANGELS PITCHING

PITCHER	W-L	ERA	G	GS	CG	SHO	SV	IP	H	R	ER	HR	HB	BB	IB	SO	WP	BK
Belinsky	9-8	2.86	23	22	4	1	0	135.1	120	45	43	8	6	49	5	91	10	1
Brunet	2-2	3.61	10	7	0	0	0	42.1	38	17	17	2	0	25	1	36	1	0
Chance	★20-9	1.65★	46	35	15★	11★	4	278.1★	194	56	51	7	2	86	9	207	9	0
Duliba	6-4	3.61	58	0	0	0	9	72.1	80	35	29	5	1	22	3	33	3	0
Fowler	0-2	10.29	4	0	0	0	1	7	8	8	8	2	1	5	2	5	0	0
Foytack	0-1	15.43	2	0	0	0	0	2.1	4	4	4	2	0	2	1	1	0	0
Gatewood	3-3	2.24	15	7	0	0	0	60.1	59	18	15	4	1	12	1	25	2	0
Kelso	2-0	2.28	10	1	1	1	0	23.2	19	6	6	3	1	9	0	21	1	0
Latman	6-10	3.85	40	18	2	1	2	138	128	72	59	15	7	52	6	81	1	0
Lee, D.	5-4	2.71	33	8	0	0	2	89.2	99	39	27	6	1	25	1	73	1	0
Lee, R.	6-5	1.51	64	5	0	0	19	137	87	31	23	6	1	58	8	111	3	0
McBride	4-13	5.26	29	21	0	0	1	116.1	104	77	68	14	16★	75	0	66	3	0
Meyer	1-1	5.00	6	5	0	0	0	18	25	10	10	2	1	13	0	13	0	0
Navarro	0-0	1.93	5	0	0	0	1	9.1	5	2	2	0	2	5	0	8	0	0
Newman	13-10	2.75	32	28	7	2	0	190	177	68	58	9	7	39	8	83	2	0
Osinski	3-3	3.48	47	4	1	1	2	93	87	47	36	8	2	39	7	88	4	0
Smith	1-4	2.84	15	1	0	0	0	31.2	34	13	10	5	1	10	1	20	2	0
Spring	1-0	2.70	6	0	0	0	0	3.1	3	1	1	1	0	3	1	0	0	0
Sukla	0-1	6.75	2	0	0	0	0	2.2	2	2	2	1	0	1	0	3	0	0
TOTALS	82-80	2.91	162	162	30	28	41	1450.2	1273	551	469	100	50	530	54	965	42	1

WIN STREAK: 11, June 16-26

LOSING STREAK: 5, May 27-June 1 & June 27-July 1



YEAR-BY-YEAR STATISTICAL REVIEW



1965 ANGELS BATTING

PLAYER	AVG	G	AB	R	H	TB	2B	3B	HR	RBI	SH	SF	HP	BB	IBB	SO	SB	CS
Adcock	.241	122	349	30	84	140	14	0	14	47	0	0	1	37	3	74	2	2
Brunet	.054	41	56	3	3	5	2	0	0	1	6	0	0	4	0	34	0	1
Cardenal	.250	134	512	58	128	188	23	2	11	57	3	6	2	27	1	72	37	17
Chance	.093	36	75	3	7	8	1	0	0	5	5	0	0	5	0	56	0	0
Cimoli	.000	4	5	1	0	0	0	0	0	1	0	1	0	0	0	2	0	0
Clinton	.243	89	222	29	54	75	12	3	1	8	2	1	1	23	1	37	2	3
Coates	.000	17	1	0	0	0	0	0	0	0	0	0	0	0	0	0	0	0
Dees	.156	12	32	1	5	5	0	0	0	1	0	0	0	1	1	8	1	2
Egan	.263	18	38	3	10	12	0	1	0	1	0	0	0	3	0	12	0	0
Fregosi	.277	161	602	66	167	245	19	7	15	64	15	8	4	54	4	107	13	5
Gatewood	.214	46	14	1	3	4	1	0	0	0	0	0	0	2	0	5	0	1
Gotay	.247	40	77	6	19	26	4	0	1	3	1	0	0	4	2	9	0	0
Hernandez	.333	6	6	2	2	3	1	0	0	1	0	0	0	0	0	1	1	0
Kirkpatrick	.260	19	73	8	19	33	5	0	3	8	2	0	0	3	0	9	1	2
Knoop	.269	142	465	47	125	178	24	4	7	43	6	2	0	31	5	101	3	2
Koppe	.212	23	33	3	7	11	1	0	1	2	0	0	0	3	1	10	1	0
Latman	.000	18	2	0	0	0	0	0	0	0	0	0	0	0	0	1	0	0
Lee, D.	.333	10	3	0	1	2	1	0	0	0	0	0	0	0	0	1	0	0
Lee, R.	.143	69	21	1	3	6	0	0	1	3	4	0	1	0	0	7	0	0
Lopez	.203	52	69	10	14	19	2	0	1	2	7	1	0	2	0	23	1	0
McBride	.000	8	5	0	0	0	0	0	0	0	0	0	0	1	0	3	0	0
McGlothlin	.000	3	6	0	0	0	0	0	0	0	0	0	0	0	0	3	0	0
May	.200	30	30	2	6	9	3	0	0	1	2	0	1	4	0	15	0	0
Newman	.095	36	74	4	7	11	1	0	1	5	7	2	0	7	0	34	0	0
Pearson	.278	122	360	41	100	133	17	2	4	21	8	0	2	51	0	17	12	1
Piche	.000	14	1	0	0	0	0	0	0	0	0	0	0	0	0	0	0	0
Piersall	.268	53	112	10	30	45	5	2	2	12	3	0	1	5	1	15	2	2
Power	.259	124	197	11	51	63	7	1	1	20	6	0	1	5	1	13	2	2
Ranew	.209	41	91	12	19	26	4	0	1	10	2	2	0	7	0	22	0	0
Reichardt	.267	20	75	8	20	27	4	0	1	6	0	0	1	5	0	12	4	1
Rodgers	.209	132	411	33	86	109	14	3	1	32	4	8	3	35	9	61	4	5
Roof	.136	9	22	1	3	3	0	0	0	0	0	0	0	0	0	6	0	0
Sanford	.143	9	7	0	1	1	0	0	0	0	1	0	0	0	0	2	0	0
Satriano	.165	47	79	8	13	18	2	0	1	4	0	0	0	10	1	10	1	1
Schaal	.224	155	483	48	108	151	12	2	9	45	7	4	1	61	8	88	6	3
Shockley	.187	40	107	5	20	28	2	0	2	17	0	2	1	9	0	16	0	0
Simpson	.222	8	27	2	6	7	1	0	0	3	0	1	0	2	0	8	1	0
Smith, B.G.	.228	23	57	1	13	16	3	0	0	5	1	1	1	2	0	10	0	1
Smith, W.	.261	136	459	52	120	194	14	9	14	57	1	5	1	32	10	60	9	8
Spangler	.260	51	96	17	25	26	1	0	0	1	0	0	0	8	0	9	4	0
Sukla	.000	25	0	0	0	0	0	0	0	0	0	0	0	0	0	0	0	0
Wantz	.000	1	0	0	0	0	0	0	0	0	0	0	0	0	0	0	0	0
TOTALS	.239	162	5354	527	1279	1827	200	36	92	486	93	44	22	443	48	973	107	59

1965 ANGELS PITCHING

PITCHER	W-L	ERA	G	GS	CG	SHO	SV	IP	H	R	ER	HR	HB	BB	IB	SO	WP	BK
Brunet	9-11	2.56	41	26	8	3	2	197	149	64	56	9	3	69	8	141	3	3★
Chance	15-10	3.15	36	33	10	4	0	225.2	197	86	79	12	9	101	10	164	6	3★
Coates	2-0	3.54	17	0	0	0	3	28	23	13	11	1	0	16	2	15	1	0
Gatewood	4-5	3.42	46	3	0	0	0	92	91	41	35	5	1	37	3	37	9	0
Latman	1-1	2.84	18	0	0	0	0	31.2	30	12	10	3	0	16	3	18	2	0
Lee, D.	0-1	6.28	10	0	0	0	0	14.1	21	11	10	4	1	5	2	12	1	0
Lee, R.	9-7	1.92	69	0	0	0	23	131	95	35	28	11	1	42	8	89	1	1
Lopez	14-13	2.93	35	32	8	1	1	215.1	185	79	70	12	4	82	6	122	10	0
May	4-9	3.92	30	19	2	1	0	124	111	59	54	7	4	78	1	76	9	0
McBride	0-3	6.14	8	4	0	0	0	22	24	17	15	1	2	14	0	11	1	0
McGlothlin	0-3	3.50	3	3	1	0	0	18	18	9	7	1	0	7	1	9	0	0
Newman	14-16	2.93	36	36	10	2	0	260.2	225	94	85	15	1	64	10	109	6	1
Piche	0-3	6.86	14	1	0	0	0	19.2	20	15	15	5	0	12	2	14	1	0
Sanford	1-2	4.60	9	5	0	0	1	29.1	35	16	15	2	0	10	1	13	2	1
Sukla	2-3	4.50	25	0	0	0	3	32	32	16	16	3	1	10	2	15	0	0
Wantz	0-0	18.00	1	0	0	0	0	1	3	2	2	0	0	0	0	2	0	0
TOTALS	75-87	3.17	162	162	39	14	33	1441.2	1259	569	508	91	27	563	59	847	52	9

WIN STREAK: 5, May 3-7

LOSING STREAK: 5, June 23-27

CLUB HISTORY





YEAR-BY-YEAR STATISTICAL REVIEW

1966 ANGELS BATTING

PLAYER	AVG	G	AB	R	H	TB	2B	3B	HR	RBI	SH	SF	HP	BB	IBB	SO	SB	CS
Adcock	.273	83	231	33	63	133	10	3	18	48	0	3	0	31	6	48	2	2
Bailey	.000	5	3	0	0	0	0	0	0	0	0	0	0	1	0	1	0	0
Brunet	.103	41	68	5	7	11	1	0	1	3	1	0	0	2	0	34	0	0
Burdette	.125	54	8	0	1	1	0	0	0	1	0	0	0	0	0	3	0	0
Cardenal	.276	154	561	67	155	224	15	3	16	48	3	4	4	34	5	69	24	11
Chance	.026	41	76	1	2	2	0	0	0	0	8	0	1	3	0	54	0	0
Coates	.091	9	11	1	1	1	0	0	0	0	0	0	0	0	0	9	0	0
Egan, D.	.000	11	1	0	0	0	0	0	0	0	0	0	0	0	0	0	0	0
Egan, T.	.000	7	11	0	0	0	0	0	0	0	0	0	0	1	0	5	0	0
Fregosi	.252	162★	611	78	154	239	32	7	13	67	10	6	2	67	1	89	17	8
Hernandez	.043	58	23	19	1	1	0	0	0	2	1	1	0	1	0	4	1	1
Johnstone	.264	61	254	35	67	96	12	4	3	17	2	0	1	11	1	36	3	3
Kelso	.000	5	1	0	0	0	0	0	0	0	0	0	0	0	0	0	0	0
Kirkpatrick	.192	117	312	31	60	102	7	4	9	44	6	3	5	51	8	67	7	4
Knoop	.232	161	590	54	137	228	18	11★	17	72	9	7★	1	43	8	144	1	5
Lee, R.	.000	61	11	1	0	0	0	0	0	0	3	0	0	3	0	8	0	0
Lopez, M.	.190	55	58	10	11	13	2	0	0	2	3	0	0	3	0	27	0	1
Lopez, R.	.000	5	0	0	0	0	0	0	0	0	0	0	0	0	0	0	0	0
Malzone	.206	82	155	6	32	43	5	0	2	12	0	1	0	10	1	11	0	0
McGlothlin	.059	19	17	0	1	3	0	1	0	0	1	0	0	2	0	10	0	0
Montanez	.000	8	2	2	0	0	0	0	0	0	0	0	0	0	0	2	1	0
Morton	.220	15	50	4	11	12	1	0	0	4	2	0	0	2	0	6	1	1
Newman	.200	21	30	0	6	6	0	0	0	3	3	0	0	2	0	8	1	0
Pearson	.000	2	3	0	0	0	0	0	0	0	0	0	0	0	0	1	0	0
Piersall	.211	75	123	14	26	31	5	0	0	14	6	2	0	13	0	19	1	2
Reed	.000	19	6	0	0	0	0	0	0	0	0	0	0	0	0	4	0	0
Reichardt	.288	89	319	48	92	153	5	4	16	44	1	1	13★	27	3	61	8	4
Rodgers	.236	133	454	45	107	154	20	3	7	48	0	6	2	29	8	57	3	4
Rojas	.071	47	14	0	1	2	1	0	0	0	1	0	0	1	0	5	0	0
Rubio	.000	7	8	0	0	0	0	0	0	0	1	0	0	0	0	5	0	0
Sanford	.136	50	22	1	3	5	2	0	0	1	1	1	0	2	0	12	0	0
Satriano	.239	103	226	16	54	65	5	3	0	24	2	0	0	27	2	32	3	3
Schaal	.244	138	386	59	94	141	15	7	6	24	0	2	5	68	0	56	6	4
Siebern	.247	125	336	29	83	114	14	1	5	41	0	5	0	63	7	61	0	1
Smith	.185	90	195	18	36	46	3	2	1	20	2	3	3	12	2	37	1	0
Spangler	.667	6	9	2	6	6	0	0	0	0	0	0	0	2	0	2	0	0
Sukla	.000	12	1	0	0	0	0	0	0	0	0	0	0	0	0	1	0	0
Vinson	.182	13	22	3	4	9	2	0	1	6	0	0	1	5	0	9	0	0
Warner	.211	45	123	22	26	53	4	1	7	16	0	1	0	9	0	55	0	0
Wright	.103	24	29	0	3	3	0	0	0	1	3	0	0	0	0	0	0	0
TOTALS	.232	162	5360	604	1244	1897	179	54	122	562	69	46	38	525	52	1062	80	54

1966 ANGELS PITCHING

PITCHER	W-L	ERA	G	GS	CG	SHO	SV	IP	H	R	ER	HR	HB	BB	IB	SO	WP	BK
Brunet	13-13	3.31	41	32	8	2	0	212	183	88	78	21	5	106	8	148	4	4★
Burdette	7-2	3.39	54	0	0	0	5	79.2	80	32	30	4	1	12	2	27	2	2
Chance	12-17	3.08	41	37	11	2	1	259.2	206	113	89	18	7	114★	9	180	8	0
Coates	1-1	3.98	9	4	1	1	0	31.2	32	16	14	3	0	10	0	16	1	0
Egan, D.	0-0	4.40	11	0	0	0	0	14.1	17	7	7	2	0	6	2	11	0	1
Kelso	1-1	2.38	5	0	0	0	0	11.1	11	3	3	1	1	6	1	11	0	0
Lee, R.	5-4	2.74	61	0	0	0	12	101.2	90	39	31	8	1	31	2	46	2	1
Lopez, M.	7-14	3.93	37	32	6	2	1	199	188	95	87	20	9★	68	2	132	12	0
Lopez, R.	0-1	5.14	4	1	0	0	0	7	4	5	4	1	0	4	0	2	1	1
McGlothlin	3-1	4.52	19	11	0	0	0	67.2	79	37	34	9	1	19	0	41	6	1
Newman	4-7	4.73	21	19	1	0	0	102.2	112	54	54	7	6	31	2	42	5	0
Reed	0-1	2.93	19	1	0	0	1	43	39	14	14	5	0	15	2	17	1	0
Rojas	7-4	2.88	47	2	0	0	10	84.1	83	28	27	9	1	15	2	37	1	0
Rubio	2-1	2.96	7	4	1	1	0	27.1	22	10	9	2	1	16	1	27	2	0
Sanford	13-7	3.83	50	6	0	0	5	108	108	51	46	11	4	27	6	54	3	1
Sukla	1-1	6.48	12	0	0	0	1	16.2	18	12	12	4	0	6	0	8	0	0
Wright	4-7	3.74	20	13	3	1	0	91.1	92	39	38	11	1	25	4	37	1	0
TOTALS	80-82	3.56	162	162	31	12	36	1457.1	1364	643	577	136	38	511	43	836	49	11

WIN STREAK: 7, June 13-18

LOSING STREAK: 6, May 15-22



YEAR-BY-YEAR STATISTICAL REVIEW



1967 ANGELS BATTING

PLAYER	AVG	G	AB	R	H	TB	2B	3B	HR	RBI	SH	SF	HP	BB	IBB	SO	SB	CS
Brunet	.077	40	78	2	6	6	0	0	0	0	4	0	0	1	0	40	0	0
Burdette	.000	19	0	0	0	0	0	0	0	0	0	0	0	0	0	0	0	0
Cardenal	.236	108	381	40	90	131	13	5	6	27	6	1	2	15	0	63	10	5
Cimino	.417	46	12	1	5	5	0	0	0	0	0	0	0	0	0	4	0	0
Clark	.040	32	50	0	2	2	0	0	0	0	9	0	0	1	0	23	0	0
Coates	.333	25	3	0	1	2	1	0	0	0	0	0	0	0	0	1	0	0
Egan	.000	1	1	0	0	0	0	0	0	0	0	0	0	0	0	0	0	0
Fregosi	.290	151	590	75	171	233	23	6	9	56	7	0	5	49	2	77	9	6
Gabrielson	.083	11	12	2	1	1	0	0	0	2	0	0	0	2	0	4	0	0
Hall	.249	129	401	54	100	162	8	3	16	55	1	3	0	42	7	65	4	1
Hamilton	.158	26	38	1	6	6	0	0	0	1	2	0	0	0	0	16	0	0
Held	.220	58	141	15	31	46	3	0	4	17	5	0	2	18	0	41	0	2
Hibbs	.000	3	3	0	0	0	0	0	0	0	0	0	0	0	0	2	0	0
Johnstone	.209	79	230	18	48	63	7	1	2	10	2	0	0	5	0	37	3	2
Kelso	.105	69	19	0	2	2	0	0	0	0	2	0	0	0	0	13	0	0
Kirkpatrick	.000	3	8	0	0	0	0	0	0	0	0	0	0	0	0	2	0	0
Knoop	.245	159	511	51	125	180	18	5	9	38	6	2	1	44	13	136	2	2
Locke	.667	9	3	0	2	2	0	0	0	0	0	0	0	0	0	0	0	0
Lopez	.500	7	2	2	1	1	0	0	0	0	0	0	0	0	0	0	0	0
McFarlane	.227	12	22	0	5	5	0	0	0	3	0	1	0	1	0	7	0	0
McGlothlin	.140	32	57	5	8	9	1	0	0	4	7	0	0	3	0	26	0	0
Mincher	.273	147	487	81	133	237	23	3	25	76	2	1	4	69	9	69	0	3
Morton	.313	80	201	23	63	78	9	3	0	32	4	0	2	22	1	29	0	3
Newman	.000	3	1	0	0	0	0	0	0	0	0	0	0	0	0	0	0	0
Piersall	.000	5	3	0	0	0	0	0	0	0	1	0	0	0	0	2	0	0
Reichardt	.265	146	498	56	132	201	14	2	17	69	2	3	7	35	4	90	5	3
Repoz	.250	74	176	25	44	70	9	1	5	20	0	3	0	19	1	37	2	2
Rodgers	.219	139	429	29	94	131	13	3	6	41	6	4	2	34	5	55	1	4
Rodriguez	.238	29	130	14	31	39	3	1	1	8	1	0	0	2	0	21	1	0
Rojas	.059	72	17	0	1	1	0	0	0	1	3	0	0	1	0	10	0	0
Rubio	.333	3	3	1	1	1	0	0	0	0	0	0	0	1	0	0	0	0
Sanford	.200	12	15	0	3	5	0	1	0	1	2	0	0	1	0	9	0	0
Satriano	.224	90	201	13	45	64	7	0	4	21	1	0	0	28	3	25	1	0
Schaal	.188	99	272	31	51	80	9	1	6	20	7	4	1	38	3	39	2	2
Simmons	.222	14	9	1	2	3	1	0	0	1	1	0	0	0	0	3	0	0
Skowron	.220	62	123	8	27	34	2	1	1	10	0	0	4	4	1	18	0	0
Stubing	.000	5	5	0	0	0	0	0	0	0	0	0	0	0	0	4	0	0
Taylor	.308	23	52	5	16	22	3	0	1	3	0	0	0	4	0	8	0	0
Turner	.000	13	4	0	0	0	0	0	0	0	0	0	0	1	0	4	0	0
Wallace	.000	23	6	2	0	0	0	0	0	0	1	0	0	3	0	2	0	1
Weaver	.000	13	6	0	0	0	0	0	0	0	1	0	0	0	0	4	0	0
Werhas	.160	49	75	8	12	21	1	1	2	6	2	1	1	10	0	22	0	0
Wilhite	.000	10	10	0	0	0	0	0	0	1	0	0	0	0	0	4	0	0
Wright	.273	23	22	4	6	8	2	0	0	1	3	0	0	0	0	9	0	0
TOTALS	.238	161	5307	567	1265	1851	170	37	114	524	88	23	31	453	49	1021	40	36

1967 ANGELS PITCHING

PITCHER	W-L	ERA	G	GS	CG	SHO	SV	IP	H	R	ER	HR	HB	BB	IB	SO	WP	BK
Brunet	11-19★	3.31	40	37	7	2	1	250	203	99	92	19	4	90	9	165	5	0
Burdette	1-0	4.91	19	0	0	0	1	18.1	16	10	10	4	1	0	0	8	0	0
Cimino	3-3	3.26	46	1	0	0	1	88.1	73	38	32	12	2	31	4	80	2	0
Clark	12-11	2.59	32	30	1	1	0	174	144	69	50	15	6	69	0	81	12	1
Coates	1-2	4.30	25	1	0	0	0	52.1	47	26	25	5	4	23	5	39	2	0
Hamilton	9-6	3.24	26	20	0	0	0	119.1	104	47	43	6	1	63	3	74	11	0
Kelso	5-3	2.97	69	1	0	0	11	112	85	41	37	6	4	63	10	91	5	2
Locke	3-0	2.33	9	1	0	0	2	19.1	14	6	5	1	1	3	0	7	0	0
Lopez	0-2	9.00	4	3	0	0	0	9	11	10	9	1	0	9	0	6	2	1
McGlothlin	12-8	2.96	32	29	9	6	0	197.1	163	74	65	13	4	56	2	137	13	0
Newman	1-0	1.42	3	1	0	0	0	6.1	8	5	1	1	1	2	0	0	0	0
Rojas	12-9	2.52	72	0	0	0	27	121.2	106	45	34	7	3	38	17	83	5	1
Rubio	0-2	3.60	3	3	0	0	0	15	18	7	6	2	4	9	0	4	0	0
Sanford	3-2	4.47	12	9	0	0	0	48.1	53	26	24	6	0	7	1	21	0	1
Simmons	2-1	2.60	14	4	1	1	0	34.2	44	11	10	1	2	9	3	13	0	0
Turner	1-2	4.15	13	1	0	0	0	17.1	16	9	8	4	1	4	0	6	0	0
Weaver	3-0	2.67	13	2	0	0	1	30.1	26	11	9	2	1	9	2	20	1	0
Wilhite	0-2	4.35	10	7	0	0	0	39.1	39	20	19	8	0	16	0	22	1	1
Wright	5-5	3.26	20	11	1	0	0	77.1	76	33	28	5	1	24	2	35	2	0
TOTALS	84-77	3.19	161	161	19	14	39	1430.1	1246	587	507	118	40	525	58	892	61	7

WIN STREAK: 7, July 17-25

LOSING STREAK: 7, Aug. 14-20





YEAR-BY-YEAR STATISTICAL REVIEW

1968 ANGELS BATTING

PLAYER	AVG	G	AB	R	H	TB	2B	3B	HR	RBI	SH	SF	HP	BB	IBB	SO	SB	CS
Bennett	.077	16	13	0	1	1	0	0	0	0	2	0	0	0	0	9	0	0
Brunet	.081	39	74	3	6	6	0	0	0	2	4	0	1	2	0	38	0	1
Burgmeier	.000	71	2	7	0	0	0	0	0	0	0	0	0	1	0	0	1	0
Causey	.000	4	11	0	0	0	0	0	0	0	0	0	0	0	0	1	0	0
Cimino	.000	4	0	0	0	0	0	0	0	0	0	0	0	0	0	0	0	0
Clark	.107	21	28	2	3	3	0	0	0	0	3	0	0	0	0	14	0	0
Cottier	.194	33	67	2	13	19	4	1	0	1	0	0	0	2	0	15	0	0
Davalillo	.298	93	339	34	101	127	15	4	1	18	3	2	0	15	1	34	17	10
Egan	.116	16	43	2	5	9	1	0	1	4	0	0	0	2	0	15	0	0
Ellis	.045	42	44	3	2	2	0	0	0	0	7	0	2	0	0	21	0	0
Fregosi	.244	159	614	77	150	224	21	13★	9	49	10	4	5	60	4	101	9	4
Hall	.214	46	126	15	27	33	3	0	1	8	0	0	0	16	3	19	1	0
Hamilton	.143	21	7	0	1	1	0	0	0	1	0	0	0	0	0	5	0	0
Harrelson	.100	10	10	0	1	1	0	0	0	0	0	0	0	0	0	8	0	0
Heffner	.000	7	0	0	0	0	0	0	0	0	0	0	0	1	0	0	0	0
Held	.111	33	45	4	5	6	1	0	0	0	1	0	2	5	0	15	0	0
Hinton	.195	116	267	28	52	89	10	3	7	23	2	3	0	24	3	61	3	1
Johnstone	.261	41	115	11	30	36	4	1	0	3	2	0	0	7	0	15	2	1
Kealey	.000	6	0	0	0	0	0	0	0	0	0	0	0	0	0	0	0	0
Kirkpatrick	.230	89	161	23	37	44	4	0	1	15	3	1	25	2	32	1	3	
Knoop	.249	152	494	48	123	160	20	4	3	39	2	2	3	35	6	128	3	2
Llenas	.128	16	39	5	5	6	1	0	0	1	0	0	1	2	0	5	0	0
Locke	.000	29	3	0	0	0	0	0	0	0	0	0	0	0	0	0	0	0
McFarlane	.290	18	31	1	9	9	0	0	0	2	0	0	0	5	1	9	0	0
McGlothlin	.111	40	63	4	7	9	2	0	0	2	6	0	0	1	0	30	0	0
Messersmith	.100	29	20	1	2	3	1	0	0	1	4	0	0	0	0	10	0	0
Mincher	.236	120	399	35	94	147	12	1	13	48	6	6	4	43	6	65	0	2
Morton	.270	81	163	13	44	53	6	0	1	18	2	1	4	14	0	18	2	1
Murphy	.000	15	28	2	0	0	0	0	0	0	5	0	0	1	0	10	0	0
Pattin	.083	52	12	0	1	1	0	0	0	0	1	0	0	0	0	2	0	0
Reichardt	.255	151	534	62	136	225	20	3	21	73	3	4	18	42	2	118	8	7
Repoz	.240	133	375	30	90	139	8	1	13	54	2	8★	3	38	3	83	8	7
Rodgers	.190	91	258	13	49	58	6	0	1	14	2	2	3	16	3	48	2	1
Rodriguez	.242	76	223	14	54	69	10	1	1	16	1	0	1	17	2	36	0	2
Rojas	.100	38	10	0	1	1	0	0	0	0	0	0	0	0	0	7	0	0
Satriano	.253	111	297	20	75	108	9	0	8	35	0	0	1	37	5	44	0	0
Schaal	.210	60	219	22	46	61	7	1	2	16	2	1	2	29	0	25	5	7
Sherry	.000	3	0	0	0	0	0	0	0	0	0	0	0	0	0	0	0	0
Spencer	.191	19	68	2	13	14	1	0	0	5	0	1	1	3	0	10	0	0
Tatum	.176	17	51	7	9	10	1	0	0	2	0	0	0	0	0	9	0	0
Trevino	.225	17	40	1	9	10	1	0	0	1	0	0	0	2	0	9	0	1
Weaver	.000	14	1	0	0	0	0	0	0	0	0	0	0	0	0	0	0	0
Wright	.216	51	37	7	8	10	2	0	0	2	2	0	0	2	0	11	0	0
TOTALS	.227	162	5331	498	1209	1694	170	33	83	453	75	37	52	447	41	1080	62	50

1968 ANGELS PITCHING

PITCHER	W-L	ERA	G	GS	CG	SHO	SV	IP	H	R	ER	HR	HB	BB	IB	SO	WP	BK
Bennett	0-5	3.54	16	7	1	0	1	48.1	46	22	19	6	4	17	0	36	0	0
Brunet	13-17★	2.86	39	36	8	5	0	245.1	191	83	78	23	2	68	3	132	10	0
Burgmeier	1-4	4.33	56	2	0	0	6	72.2	65	41	35	5	0	24	3	33	1	0
Cimino	0-0	2.57	4	0	0	0	0	7	7	5	2	0	0	4	0	2	2	0
Clark	1-11	3.53	21	17	0	0	0	94.1	74	51	37	4	1	54	1	60	13	0
Ellis	9-10	3.95	42	24	3	0	2	164	150	80	72	22	6	56	4	93	1	0
Hamilton	3-1	3.32	21	2	1	0	2	38	34	15	14	0	0	15	1	18	5	0
Harrelson	1-6	5.08	10	5	1	0	0	33.2	28	23	19	4	1	26	0	22	4	0
Heffner	0-0	2.25	7	0	0	0	0	8	6	2	2	0	0	6	1	3	1	0
Kealey	0-1	2.70	6	0	0	0	0	10	10	3	3	0	0	5	2	4	0	0
Locke	2-3	6.44	29	0	0	0	2	36.1	51	29	26	3	1	13	3	21	2	1
McGlothlin	10-15	3.54	40	32	8	0	3	208.1	187	87	82	19	8	60	5	135	7	0
Messersmith	4-2	2.21	28	5	2	1	4	81.1	44	21	20	3	1	35	4	74	3	1
Murphy	5-6	2.17	15	15	3	0	0	99.1	67	30	24	5	5	28	0	56	2	0
Pattin	4-4	2.79	52	4	0	0	3	84	67	27	26	7	2	37	4	66	5	0
Rojas	4-3	4.25	38	0	0	0	6	55	55	29	26	11	0	15	4	33	5	0
Sherry	0-0	6.00	3	0	0	0	0	3	7	2	2	0	0	2	0	2	0	0
Wright	0-1	2.38	14	0	0	0	0	22.2	22	7	6	4	0	10	2	8	0	0
Weaver	10-6	3.94	41	13	2	1	3	125.2	123	58	55	13	2	44	6	71	7	0
TOTALS	67-95	3.43	162	162	29	11	32	1437	1234	615	548	131	33	519	43	869	68	2

WIN STREAK: 4, April 28-May 1

LOSING STREAK: 6, Sept. 21-27



YEAR-BY-YEAR STATISTICAL REVIEW



1969 ANGELS BATTING

PLAYER	AVG	G	AB	R	H	TB	2B	3B	HR	RBI	SH	SF	HP	BB	IBB	SO	SB	CS
Allen	.500	4	2	0	1	2	1	0	0	0	0	0	0	0	0	0	0	0
Alomar	.250	134	559	60	140	157	10	2	1	30	3	0	0	36	2	48	18	3
Amaro	.222	41	27	4	6	6	0	0	0	1	5	0	0	4	0	6	0	0
Azcue	.218	80	248	15	54	63	6	0	1	19	1	4	2	27	11	28	0	1
Borbon	.000	22	3	0	0	0	0	0	0	0	0	0	0	0	0	1	0	0
Bradley	.000	3	0	0	0	0	0	0	0	0	0	0	0	0	0	0	0	0
Brown	.160	13	25	3	4	5	1	0	0	0	0	0	0	6	0	1	0	0
Brunet	.037	23	27	1	1	2	1	0	0	0	2	0	0	3	0	13	0	0
Chance	.143	5	7	0	1	1	0	0	0	1	0	0	0	0	0	4	0	0
Clark	.500	6	2	0	1	1	0	0	0	0	0	0	0	0	0	0	0	0
Cottier	.000	2	2	0	0	0	0	0	0	0	0	0	0	0	0	0	0	0
Cowan	.304	28	56	10	17	30	1	0	4	10	0	0	1	3	1	9	0	0
Davalillo	.155	33	71	10	11	14	1	1	0	1	0	0	1	6	1	5	3	0
Egan	.142	46	120	7	17	33	1	0	5	16	0	3	1	17	2	41	0	1
Fisher	.000	52	13	0	0	0	0	0	0	0	2	0	0	0	0	8	0	0
Fregosi	.260	161	580	78	151	221	22	6	12	47	7	4	1	93	7	86	9	2
Geishert	.000	11	9	1	0	0	0	0	0	0	0	0	0	1	0	3	0	0
Hicks	.083	37	48	6	4	13	0	0	3	8	0	1	0	13	1	18	0	1
Johnson	.203	67	133	10	27	35	8	0	0	9	1	1	3	10	1	19	5	1
Johnstone	.270	148	540	64	146	206	20	5	10	59	8	6	5	38	5	75	3	9
Kealey	.000	15	9	0	0	0	0	0	0	0	0	0	0	0	0	6	0	0
Knoop	.197	27	71	5	14	18	1	0	1	6	0	1	0	13	1	16	1	3
Llenas	.170	34	47	4	8	10	2	0	0	0	0	0	0	2	0	10	0	0
May	.082	44	49	1	4	4	0	0	0	0	1	0	0	4	0	22	0	0
McGlothlin	.121	37	58	0	7	9	2	0	0	1	5	0	0	3	0	21	0	0
Messersmith	.156	42	77	5	12	14	2	0	0	5	6	0	0	8	0	28	0	0
Morton	.244	87	172	18	42	75	10	1	7	32	1	2	3	28	1	29	0	0
Murphy	.141	36	171	2	10	12	2	0	0	4	5	1	0	3	0	26	0	0
Ortega	.000	5	0	0	0	0	0	0	0	0	0	0	0	0	0	0	0	0
Perez	.231	13	13	3	3	3	0	0	0	0	0	0	0	2	0	1	0	0
Priddy	.000	15	2	0	0	0	0	0	0	0	1	0	0	1	0	2	0	0
Reichardt	.254	137	493	60	125	183	11	4	13	68	6	7	8	43	5	100	3	6
Repoz	.164	103	219	25	36	63	1	1	8	19	3	1	0	32	2	52	1	3
Rodgers	.196	18	46	4	9	10	1	0	0	2	0	0	1	5	1	8	0	0
Rodriguez	.232	159	561	47	130	172	17	2	7	49	4	7	2	32	11	88	5	3
Satriano	.259	41	108	5	28	33	2	0	1	16	2	2	1	18	1	15	0	2
Spencer	.254	113	386	39	98	148	14	3	10	31	8	0	2	26	6	53	1	0
Stuart	.157	22	51	3	8	13	2	0	1	4	0	0	0	3	0	21	0	0
Tatum, J.	.318	10	22	2	7	7	0	0	0	0	0	0	0	0	0	6	0	1
Tatum, K.	.286	45	21	3	6	13	1	0	2	2	2	0	1	0	0	8	0	0
Voss	.261	133	349	33	91	116	11	4	2	40	2	1	0	35	6	40	5	3
Washburn	.000	8	0	0	0	0	0	0	0	0	0	0	0	0	0	0	0	0
Wilhelm	.000	44	8	0	0	0	0	0	0	0	0	0	0	0	0	6	0	0
Wolf	.000	2	0	0	0	0	0	0	0	0	0	0	0	0	0	0	0	0
Wright	.182	40	11	0	2	2	0	0	0	0	0	0	0	1	0	6	0	0
TOTALS	.230	163	5416	528	1221	1694	151	29	88	480	75	41	32	516	65	929	54	39

1969 ANGELS PITCHING

PITCHER	W-L	ERA	G	GS	CG	SHO	SV	IP	H	R	ER	HR	HB	BB	IB	SO	WP	BK
Brunet	9-11	2.56	41	26	8	3	2	197	149	64	56	9	3	69	8	141	3	3★
Allen	0-1	5.40	4	1	0	0	0	10	5	7	6	1	0	10	0	5	0	0
Borbon	2-3	6.15	22	0	0	0	0	41	55	31	28	5	4	11	2	20	2	0
Bradley	0-1	27.00	3	0	0	0	0	2	9	9	6	1	0	0	0	2	0	0
Brunet	6-7	3.84	23	19	2	2	0	100.2	98	51	43	15	1	39	4	56	4	1
Clark	0-0	0.59	6	1	0	0	0	9.2	12	6	6	2	0	7	1	6	0	0
Fisher	3-2	3.63	52	1	0	0	2	96.2	100	46	39	9	1	28	3	47	0	0
Geishert	1-1	4.65	11	3	0	0	1	31	32	18	16	4	1	7	3	18	0	0
Kealey	2-0	3.93	15	3	1	1	0	36.2	48	18	16	4	1	13	1	17	2	0
May	10-13	3.44	43	25	4	0	2	180.1	142	81	69	20	3	66	5	133	3	4★
McGlothlin	8-16	3.18	37	35	4	1	0	201	188	86	71	19	5	58	1	96	5	1
Messersmith	16-11	2.52	40	33	10	2	2	250	169	81	70	17	5	100	7	211	16★	1
Murphy	10-16	4.21	36	35	4	0	0	215.2	213	110	101	12	21★	69	3	100	16★	0
Ortega	0-0	10.13	5	0	0	0	0	8	13	13	9	3	0	7	1	4	0	0
Priddy	0-1	4.78	15	0	0	0	0	26.1	24	14	14	4	0	7	1	15	2	0
Tatum, K.	7-2	1.36	45	0	0	0	22	86.1	51	13	13	1	4	39	5	65	5	0
Washburn	0-2	7.94	8	2	0	0	0	11.1	21	11	10	0	1	5	0	4	1	0
Wilhelm	5-7	2.47	44	0	0	0	10	65.2	45	21	18	4	3	18	4	53	5	0
Wolf	0-0	11.57	2	0	0	0	0	2.1	3	3	3	1	0	3	0	2	0	0
Wright	1-8	4.10	37	5	0	0	0	63.2	66	33	29	4	1	30	5	31	3	0
TOTALS	71-91	3.54	163	163	25	9	39	1438.1	1294	652	566	126	51	517	46	885	64	7

WIN STREAK: 6, Aug. 23-29

LOSING STREAK: 10, May 16-25





YEAR-BY-YEAR STATISTICAL REVIEW

1970 ANGELS BATTING

PLAYER	AVG	G	AB	R	H	TB	2B	3B	HR	RBI	SH	SF	HP	BB	IBB	SO	SB	CS
Allen	.000	8	4	0	0	0	0	0	0	0	0	0	0	0	0	1	0	0
Alomar	.251	162★	672	82	169	197	18	2	2	36	11	2	1	49	2	65	35	12
Azcue	.242	114	351	19	85	106	13	1	2	25	1	3	2	24	4	40	0	0
Bradley	.167	17	18	0	3	4	1	0	0	1	3	0	0	1	0	9	0	0
Brown	.000	5	4	0	0	0	0	0	0	0	0	0	0	0	0	0	0	0
Cowan	.276	68	134	20	37	63	9	1	5	25	0	0	1	11	2	29	0	1
Cox	.000	3	0	0	0	0	0	0	0	0	0	0	0	0	0	0	0	0
Doyle	.000	40	3	0	0	0	0	0	0	0	0	0	0	0	0	3	0	0
Egan	.238	79	210	14	50	68	6	0	4	20	1	2	1	14	1	67	0	0
Fisher	.091	67	11	1	1	1	0	0	0	0	3	0	0	0	0	3	0	0
Fregosi	.278	158	601	95	167	276	33	5	22	82	2	4	3	69	3	92	0	2
Garrett	.067	32	15	0	1	1	0	0	0	0	1	0	0	1	0	9	0	0
Gonzalez	.304	26	92	9	28	33	2	0	1	12	2	0	1	2	0	11	3	2
Griffin	.127	18	55	2	7	8	1	0	0	4	1	0	0	6	1	5	0	0
Hicks	.250	4	4	0	1	1	0	0	0	0	0	0	0	0	0	2	0	0
Johnson	.3289★	156	614	85	202	282	26	6	14	86	0	3	7	35	9	68	17	2
Johnstone	.238	119	320	34	76	129	10	5	11	39	3	3	1	24	6	53	1	0
Kealey	.250	17	4	0	1	1	0	0	0	0	0	0	0	0	0	3	0	0
LaRoche	.250	38	8	0	2	3	1	0	0	0	0	0	0	1	0	0	0	0
May	.087	38	69	0	6	8	2	0	0	2	2	1	0	4	0	31	0	0
McMullen	.232	124	422	50	98	155	9	3	14	61	1	3	3	59	10	81	1	0
Messersmith	.157	38	70	4	11	17	3	0	1	2	5	0	0	0	0	28	0	0
Murphy	.184	39	76	7	14	18	1	0	1	7	8	1	0	5	0	32	0	0
Oyler	.083	24	24	2	2	2	0	0	0	1	2	0	0	3	0	6	0	0
Perez	.000	3	3	0	0	0	0	0	0	0	0	0	0	0	0	0	0	0
Queen	.250	37	16	1	4	4	0	0	0	1	0	0	0	0	0	2	0	0
Reichardt	.167	9	6	1	1	1	0	0	0	1	0	1	0	3	1	0	0	0
Repos	.238	137	407	50	97	180	17	6	18	47	6	2	3	45	6	90	4	2
Reynolds	.250	59	120	11	30	38	3	1	1	6	0	0	1	6	0	10	1	1
Rivers	.320	17	25	6	8	10	2	0	0	3	1	0	1	3	0	5	1	0
Rodriguez	.270	17	63	6	17	23	2	2	0	7	0	0	1	3	0	6	0	1
Ruiz	.243	68	107	10	26	31	3	1	0	12	4	1	1	7	1	16	3	0
Shank	.000	1	0	0	0	0	0	0	0	0	0	0	0	0	0	0	0	0
Silverio	.000	15	15	1	0	0	0	0	0	0	0	0	0	2	1	4	0	1
Spencer	.274	146	511	61	140	204	20	4	12	68	6	5	0	28	6	61	0	2
Tatum, J.	.238	75	181	28	43	50	7	0	0	6	1	1	0	17	1	35	1	0
Tatum, K.	.182	62	11	2	2	5	0	0	1	3	0	0	0	0	0	5	0	0
Voss	.243	80	181	21	44	63	4	3	3	30	1	5	2	23	2	18	2	1
Wolf	.000	4	0	0	0	0	0	0	0	0	0	0	0	0	0	0	0	0
Wright	.171	47	105	9	18	28	4	0	2	10	4	0	0	2	0	32	0	0
TOTALS	.251	162	5532	631	1391	2010	197	40	114	597	69	37	29	447	56	922	69	27

1970 ANGELS PITCHING

PITCHER	W-L	ERA	G	GS	CG	SHO	SV	IP	H	R	ER	HR	HB	BB	IB	SO	WP	BK
Allen	1-1	2.63	8	2	0	0	0	24	23	7	7	0	1	11	2	13	2	0
Bradley	2-5	4.13	17	11	1	1	0	69.2	71	38	32	3	1	33	6	53	5	0
Cox	0-0	3.86	3	0	0	0	0	2.1	4	1	1	0	0	0	0	3	0	0
Doyle	3-1	5.14	40	0	0	0	5	42	43	25	24	7	1	21	3	34	2	2
Fisher	4-4	3.04	67	2	0	0	8	130.1	117	51	44	15	2	35	1	74	6	1
Garrett	5-6	2.65	32	7	0	0	0	74.2	48	23	22	6	1	44	9	53	2	3
Kealey	1-0	4.15	17	0	0	0	1	21.2	19	11	10	2	0	6	2	14	0	0
LaRoche	4-1	3.44	38	0	0	0	4	49.2	41	20	19	6	4	21	6	44	1	1
May	7-13	4.01	38	34	2	2	0	208.2	190	102	93	20	3	81	7	164	8	2
Messersmith	11-10	3.01	37	26	6	1	5	194.2	144	75	65	21	6	78	6	162	2	0
Murphy	16-13	4.24	39	38	5	2	0	227	223	114	107	32	7	81	10	99	8	1
Queen	3-6	4.20	34	3	0	0	9	60	58	28	28	5	28	6	44	0	0	0
Shank	0-0	0.00	1	0	0	0	0	3	2	0	0	0	0	2	0	1	0	0
Tatum, K.	7-4	2.94	62	0	0	0	17	88.2	68	35	29	12	5	26	5	50	6	0
Wolf	0-0	5.06	4	0	0	0	0	5.1	3	3	3	1	0	4	0	5	2	0
Wright	22-12	2.83	39	39	7	2	0	260.2	226	97	82	24	7	88	4	110	8	0
TOTALS	86-76	3.48	162	162	21	10	49	1462.1	1280	630	566	154	43	559	67	923	52	10

WIN STREAK: 5, April 7-12 & Sept. 27-Oct. 1

LOSING STREAK: 9, Sept. 4-12



YEAR-BY-YEAR STATISTICAL REVIEW



1971 ANGELS BATTING

PLAYER	AVG	G	AB	R	H	TB	2B	3B	HR	RBI	SH	SF	HP	BB	IBB	SO	SB	CS
Allen	.294	54	17	2	5	8	0	0	1	1	0	0	0	0	0	5	0	0
Alomar	.260	162★	689★	77	179	221	24	3	4	42	7	2	0	41	4	60	39	10
Berry	.221	111	298	29	66	92	17	0	3	22	3	4	3	18	0	33	3	2
Christensen	.270	29	63	4	17	18	1	0	0	3	2	0	0	6	1	5	0	1
Clark	.267	11	15	1	4	4	0	0	0	0	1	0	0	0	0	4	0	0
Conigliaro	.222	74	266	23	59	89	18	0	4	15	1	1	1	23	1	52	3	3
Cowan	.276	74	174	12	48	68	8	0	4	20	1	0	0	7	1	41	1	1
Fisher	.063	57	16	0	1	1	0	0	0	0	1	0	0	2	0	7	0	0
Fregosi	.233	107	347	31	81	113	15	1	5	33	5	3	5	39	6	61	2	1
Gonzalez	.245	111	314	32	77	99	9	2	3	38	2	3	3	28	5	28	0	1
Hassler	.000	6	5	0	0	0	0	0	0	0	1	0	0	0	0	1	0	0
Johnson	.260	65	242	19	63	77	8	0	2	21	1	1	2	15	3	34	5	2
Kusnyer	.154	6	13	0	2	2	0	0	0	0	0	0	0	0	0	3	0	0
LaRoche	.091	56	11	0	1	1	0	0	0	0	1	0	0	1	0	3	0	0
Lasher	.000	2	0	0	0	0	0	0	0	0	0	0	0	0	0	0	0	0
Maloney	.200	13	5	0	1	1	0	0	0	0	0	0	0	0	0	1	0	0
May	.147	32	68	2	10	11	1	0	0	4	2	0	0	4	0	40	0	0
McMullen	.250	160	593	63	148	234	19	2	21	68	4	4	3	53	10	74	1	1
Meoli	.000	7	3	0	0	0	0	0	0	0	0	0	0	0	0	1	0	0
Messersmith	.172	39	93	8	16	24	2	0	2	5	6	0	0	5	0	30	0	0
Moses	.227	69	181	12	41	65	8	2	4	15	1	1	0	10	4	34	0	0
Murphy	.173	37	75	5	13	16	3	0	0	6	6	0	0	2	0	19	0	0
O'Brien	.199	90	251	25	50	75	8	1	5	21	4	0	1	15	4	33	0	2
Parker	.229	20	70	4	16	21	0	1	1	6	0	0	0	2	0	20	1	1
Queen	.000	45	8	0	0	0	0	0	0	1	1	1	0	1	0	0	0	0
Repoz	.199	113	297	39	59	111	11	1	13	42	0	2	1	60	6	69	3	5
Reynolds, A.	.000	15	2	0	0	0	0	0	0	0	0	0	0	0	0	1	0	0
Reynolds, T.	.186	45	86	4	16	25	3	0	2	8	2	0	3	9	1	6	0	1
Rivers	.265	78	268	31	71	90	12	2	1	12	8	0	1	19	1	38	13	1
Ruiz	.263	31	19	4	5	5	0	0	0	0	3	0	0	2	0	7	1	0
Silverio	.333	3	3	0	1	1	0	0	0	0	0	0	0	0	0	0	0	0
Spencer	.237	148	510	50	121	200	21	2	18	59	6	5	3	48	7	63	0	1
Stephenson	.219	98	279	24	61	87	17	0	3	25	2	2	3	22	6	21	0	0
Torborg	.203	55	123	6	25	30	5	0	0	5	3	1	0	3	1	6	0	0
Wright	.154	40	91	4	14	19	3	1	0	5	9	1	0	6	0	27	0	1
Wynne	.000	3	0	0	0	0	0	0	0	0	0	0	0	0	0	0	0	0
TOTALS	.231	162	5495	511	1271	1808	213	18	96	477	83	31	29	441	61	827	72	34

1971 ANGELS PITCHING

PITCHER	W-L	ERA	G	GS	CG	SHO	SV	IP	H	R	ER	HR	HB	BB	IB	SO	WP	BK
Allen	4-6	2.49	54	1	0	0	15	94	75	29	26	4	0	40	8	72	5	2
Clark	2-1	2.86	11	7	1	1	1	44	36	15	14	6	2	28	2	28	4	0
Fisher	10-8	2.72	57	3	0	0	3	119	92	46	36	11	2	50	5	82	4	0
Hassler	0-3	3.86	6	4	0	0	0	18.2	25	10	8	0	1	15	2	13	2	0
LaRoche	5-1	2.50	56	0	0	0	9	72	55	21	20	3	1	27	10	63	2	0
Lasher	0-0	27.00	2	0	0	0	0	1.1	4	4	4	0	0	2	0	0	0	0
Maloney	0-3	5.04	13	4	0	0	0	30.1	35	18	17	3	1	24	2	13	3	0
May	11-12	3.02	32	31	7	2	0	208.1	160	74	70	12	2	87	6	156	0	0
Messersmith	20-13	2.99	38	38	14	4	0	276.2	224	112	92	16	7	121	6	179	9	0
Murphy	6-17	3.77	37	36	7	0	0	243.1	228	108	102	24	9	82	9	89	17★	1
Queen	2-2	1.78	44	0	0	0	4	65.2	49	17	13	3	8	29	6	53	6	1
Reynolds, A.	0-3	4.61	15	1	0	0	0	27.1	32	15	14	2	0	18	5	15	1	0
Wright	16-17	2.99	37	37	10	2	0	276.2	225	105	92	17	3	82	10	135	7	0
Wynne	0-0	4.91	3	0	0	0	0	3.2	6	2	2	0	0	2	0	6	0	0
TOTALS	76-86	3.10	162	162	39	11	32	1481	1246	576	510	101	36	607	71	904	60	4

WIN STREAK: 7, April 12-18

LOSING STREAK: 4, three times





YEAR-BY-YEAR STATISTICAL REVIEW

1972 ANGELS BATTING

PLAYER	AVG	G	AB	R	H	TB	2B	3B	HR	RBI	SH	SF	HP	BB	IBB	SO	SB	CS
Allen	.118	42	17	0	2	2	0	0	0	0	3	0	0	0	0	8	0	0
Alomar	.239	155	610	65	146	175	20	3	1	25	6	3	0	47	5	55	20	12
Azcue	.000	3	2	0	0	0	0	0	0	0	0	0	0	0	0	1	0	0
Barber	.143	34	7	0	1	1	0	0	0	0	2	0	0	3	0	4	0	0
Berry	.289	119	409	41	118	154	15	3	5	39	12	1	2	35	2	47	5	3
Cardenas	.223	150	551	25	123	156	11	2	6	42	13	1	2	35	4	73	1	2
Clark	.097	27	31	0	3	3	0	0	0	0	1	0	0	1	0	14	0	0
Coletta	.300	14	30	5	9	13	1	0	1	7	0	0	0	1	0	4	0	0
Cowan	.000	3	3	0	0	0	0	0	0	0	0	0	0	0	0	2	0	0
Doyle	.000	2	0	0	0	0	0	0	0	0	0	0	0	0	0	0	0	0
Dukes	.000	7	0	0	0	0	0	0	0	0	0	0	0	0	0	0	0	0
Fisher	.118	43	17	1	2	2	0	0	0	1	0	0	0	0	0	8	0	0
Foster	.000	8	0	0	0	0	0	0	0	0	0	0	0	0	0	0	0	0
Hiatt	.289	22	45	4	13	18	0	1	1	5	0	0	0	5	0	11	0	0
Howard	.263	11	38	4	10	11	1	0	0	2	0	0	1	1	0	3	0	0
Kosco	.213	49	142	15	34	60	4	2	6	13	1	2	1	5	1	23	1	0
Kusnyer	.207	64	179	13	37	47	2	1	2	13	1	0	1	16	3	33	0	0
Lange	.000	2	3	0	0	0	0	0	0	0	0	0	0	0	0	0	0	0
Llenas	.266	44	64	3	17	20	3	0	0	7	0	2	0	3	0	8	0	0
May	.113	35	62	3	7	8	1	0	0	1	2	0	0	3	0	29	0	0
McMullen	.269	137	472	36	127	174	18	1	9	34	1	2	0	48	2	59	1	2
Messersmith	.189	26	53	2	10	13	3	0	0	2	0	0	0	3	0	13	1	0
Motton	.154	42	39	6	6	7	1	0	0	1	0	0	0	5	0	12	0	0
Murphy	.000	6	1	0	0	0	0	0	0	0	0	0	0	0	0	1	0	0
O'Brien	.179	36	39	10	7	12	2	0	1	1	0	0	0	6	0	10	0	0
Oliver	.269	134	509	47	137	222	20	4	19	70	0	5	3	27	8	97	4	3
Parker	.213	36	80	11	17	25	2	0	2	8	0	2	0	9	0	17	0	2
Pinson	.275	136	484	56	133	182	24	2	7	49	4	4	5	30	12	54	17	6
Queen	.000	17	2	0	0	0	0	0	0	0	0	0	0	1	0	1	0	0
Repoz	.333	3	3	0	1	1	0	0	0	0	0	0	0	0	0	2	0	0
Rivers	.214	58	159	18	34	44	6	2	0	7	8	0	1	8	1	26	4	3
Rose	.200	16	10	1	2	5	0	0	1	1	1	0	0	1	0	3	0	0
Ryan	.135	39	96	4	13	20	5	1	0	3	1	0	0	2	0	48	1	0
Sells	.000	10	0	0	0	0	0	0	0	0	0	0	0	0	0	0	0	0
Silverio	.167	13	12	1	2	2	0	0	0	0	0	0	0	0	0	5	0	0
Spencer	.222	82	212	13	47	55	5	0	1	14	0	1	0	12	1	25	0	1
Stanton	.251	127	402	44	101	158	15	3	12	39	2	2	4	22	4	100	2	3
Stephenson	.274	66	146	14	40	51	3	1	2	17	0	0	4	11	5	8	0	0
Torborg	.209	59	153	5	32	35	3	0	0	8	0	0	1	14	4	21	0	0
Wright	.217	35	83	7	18	30	6	0	2	13	6	0	0	4	0	25	0	0
TOTALS	.242	155	5165	454	1249	1706	171	26	78	420	66	25	25	358	52	850	57	37

1972 ANGELS PITCHING

PITCHER	W-L	ERA	G	GS	CG	SHO	SV	IP	H	R	ER	HR	HB	BB	IB	SO	WP	BK
Allen	3-7	3.48	42	6	0	0	5	85.1	76	38	33	7	3	55	5	53	8	0
Barber	4-4	2.02	34	3	0	0	2	58	37	16	13	4	1	30	11	34	1	0
Clark	4-9	4.50	26	15	2	0	1	109.2	105	59	55	10	2	55	2	61	7	0
Doyle	0-0	0.00	2	0	0	0	0	2.1	2	0	0	0	0	3	0	4	0	1
Dukes	0-1	1.64	7	0	0	0	1	11	11	3	2	1	1	0	0	8	1	0
Fisher	4-5	3.76	43	1	0	0	4	81.1	73	35	34	6	0	31	3	32	0	0
Foster	0-1	4.97	8	0	0	0	0	12.2	12	8	7	3	2	6	0	11	1	0
Lange	0-0	3.65	2	1	0	0	0	7.2	7	4	4	0	0	2	0	8	1	0
May	12-11	2.94	35	30	10	3	1	205.1	162	79	67	15	0	82	6	169	3	0
Messersmith	8-11	2.81	25	21	10	3	2	169.2	125	56	53	5	2	68	8	142	2	1
Murphy	0-0	5.40	6	0	0	1	0	10	13	6	6	0	0	8	1	2	1	0
Queen	0-0	4.35	17	0	0	0	0	31	31	17	15	2	3	19	1	19	1	0
Rose	1-4	4.22	16	4	0	0	0	42.2	49	25	20	9	0	19	5	39	0	1
Ryan	19-16	2.28	39	39	20	9★	0	284	166	80	72	14	10	157★	4	329★	18★	0
Sells	2-0	2.81	10	0	0	0	0	16	11	6	5	0	0	5	1	2	1	0
Wright	18-11	2.98	35	35	15	2	0	251	229	101	83	14	4	80	6	87	4	0
TOTALS	75-80	3.06	155	155	57	18	16	1377.2	1109	533	469	90	28	620	53	1000	49	3

WIN STREAK: 6, Sept. 24-30

LOSING STREAK: 6, July 16-21



YEAR-BY-YEAR STATISTICAL REVIEW



1973 ANGELS BATTING

PLAYER	AVG	G	AB	R	H	TB	2B	3B	HR	RBI	SH	SF	HP	BB	IBB	SO	SB	CS
Alomar	.238	136	470	45	112	121	7	1	0	28	12	3	0	34	1	44	25	10
Berry	.284	136	415	48	118	142	11	2	3	36	8	2	1	26	0	50	1	6
Brooks	.143	4	7	0	1	1	0	0	0	0	0	0	0	0	0	3	0	0
Chalk	.232	24	69	14	16	18	2	0	0	6	0	0	1	9	0	13	0	0
DaVanon	.245	41	49	6	12	15	3	0	0	2	0	0	0	3	0	9	1	2
Epstein	.215	91	312	30	67	103	8	2	8	32	0	2	5	34	2	54	0	0
Gallagher	.273	110	311	16	85	93	6	1	0	26	1	4	1	35	3	31	1	3
Grabarkewitz	.163	61	129	27	21	38	6	1	3	9	1	0	1	28	0	27	2	2
Howard	.095	8	21	2	2	2	0	0	0	1	0	1	0	1	0	6	0	0
Kusnyer	.125	41	64	5	8	10	2	0	0	3	0	1	0	2	0	12	0	1
Llenas	.269	78	130	16	35	39	1	0	1	25	2	4	1	10	0	16	0	0
McCraw	.265	99	264	25	70	86	7	0	3	24	0	1	2	30	1	42	3	2
Meoli	.223	120	305	36	68	88	12	1	2	23	3	5	0	31	1	38	2	4
Oliver	.265	151	544	51	144	224	24	1	18	89	0	4	5	33	7	100	1	1
Parker	.225	38	102	14	23	27	2	1	0	7	3	1	1	8	1	23	0	1
Pinson	.260	124	466	56	121	171	14	6	8	57	8	7	0	20	3	55	5	5
Rivers	.349	30	129	26	45	59	6	4	0	16	3	0	1	8	0	11	8	3
Robinson	.266	147	534	85	142	261	29	0	30	97	1	3	10	82	12	93	1	1
Sands	.273	17	33	5	9	16	2	1	1	5	0	0	0	5	1	10	0	0
Scheinblum	.328	77	229	28	75	98	10	2	3	21	2	1	1	35	6	27	0	0
Spencer	.241	29	87	10	21	35	4	2	2	11	1	1	1	9	1	9	0	0
Stanton	.235	119	306	41	72	109	9	2	8	34	2	2	2	27	2	88	3	3
Stelmazek	.154	22	26	2	4	5	1	0	0	3	1	0	0	6	0	7	0	0
Stephenson	.246	60	122	9	30	38	5	0	1	9	2	0	1	7	1	7	0	0
Torborg	.220	102	255	20	56	66	7	0	1	18	7	1	0	21	0	32	0	2
Valentine	.302	32	126	12	38	50	5	2	1	13	3	2	0	5	0	9	6	1
TOTALS	.253	162	5505	629	1395	1915	183	29	93	595	60	45	34	509	42	816	59	47

1973 ANGELS DESIGNATED HITTERS

PLAYER	AVG	G	AB	R	H	TB	2B	3B	HR	RBI	SH	SF	HP	BB	IBB	SO	SB	CS
Grabarkewitz	.091	5	22	2	2	5	0	0	1	1	1	0	0	2	0	5	0	1
Llenas	.125	3	8	2	1	1	0	0	0	0	0	0	0	2	0	2	0	0
McCraw	.297	9	37	2	11	17	0	0	2	4	0	0	0	2	0	4	0	0
Oliver	.200	11	40	3	8	13	0	1	1	8	0	0	2	2	1	5	0	0
Parker	.000	2	2	0	0	0	0	0	0	0	0	0	0	0	0	2	0	0
Robinson	.260	127	466	75	121	224	25	0	26	84	1	3	9	76	10	82	1	1
Scheinblum	.417	7	24	4	10	14	1	0	1	2	0	0	0	5	1	3	0	0
Spencer	.000	1	3	0	0	0	0	0	0	0	0	0	0	1	0	1	0	0
TOTALS	.254	162	602	88	153	274	26	1	31	99	2	3	11	90	12	104	1	2

1973 ANGELS PITCHING

PITCHER	W-L	ERA	G	GS	CG	SHO	SV	IP	H	R	ER	HR	HB	BB	IB	SO	WP	BK
Allen	0-0	10.38	5	0	0	0	1	8.2	15	10	10	0	0	5	0	4	2	0
Barber	3-2	3.53	50	1	0	0	4	89.1	90	40	35	5	3	32	3	58	4	0
Hand	4-3	3.62	16	6	0	0	0	54.2	58	29	22	5	1	21	0	19	2	0
Hassler	0-4	3.69	7	4	1	0	0	31.2	33	23	13	0	3	19	0	19	2	1
Lange	2-1	4.44	17	4	1	0	0	52.2	61	30	26	9	1	21	2	27	1	0
May	7-17	4.38	34	28	10	4	0	185	177	101	90	20	3	80	9	134	6	3
Monteagudo	2-1	4.20	15	0	0	0	3	30	23	18	14	2	4	16	3	8	2	0
Perranoski	0-2	4.09	8	0	0	0	0	11	11	5	5	0	1	7	0	5	1	0
Ryan	21-16	2.87	41	39	26	4	1	326	238	113	104	18	7	162★	2	383★	15	0
Sells	7-2	3.71	51	0	0	0	10	68	72	30	28	2	5	35	6	25	8	1
Singer	20-14	3.22	40	40	19	2	0	315.2	280	124	113	15	9	130	5	241	7	1
Tanana	2-2	3.08	4	4	2	1	0	26.1	20	11	9	2	0	8	0	22	2	0
Wilshusen	0-0	81.00	1	0	0	0	0	.1	0	3	3	0	1	2	0	0	0	0
Wright	11-19	3.68	37	36	13	1	0	257	273	120	105	26	3	76	0	65	4	0
TOTALS	79-83	3.57	162	162	72	13	19	1456.1	1351	657	577	104	41	614	30	1010	56	6

WIN STREAK: 5, May 12-16

LOSING STREAK: 5, May 6-11 & June 21-27

CLUB HISTORY





YEAR-BY-YEAR STATISTICAL REVIEW

1974 ANGELS BATTING

PLAYER	AVG	G	AB	R	H	TB	2B	3B	HR	RBI	SH	SF	HP	BB	IBB	SO	SB	CS
Alomar	.222	46	54	12	12	14	0	1	0	1	1	0	0	2	0	8	2	0
Balaz	.238	14	42	4	10	13	0	0	1	5	1	0	1	2	0	10	0	0
Bochte	.270	57	196	24	53	74	4	1	5	26	4	2	1	18	0	23	6	3
Chalk	.252	133	465	44	117	147	9	3	5	31	9	4	7	30	1	57	10	10
Doherty	.256	74	223	20	57	82	14	1	3	15	4	1	0	8	1	13	2	1
Doyle	.260	147	511	47	133	159	19	2	1	34	9	2	1	25	2	49	6	7
Egan	.117	43	94	4	11	11	0	0	0	4	6	0	1	8	0	40	1	0
Epstein	.161	18	62	10	10	24	2	0	4	6	0	0	1	10	0	13	0	0
Heise	.267	29	75	7	20	27	7	0	0	6	3	0	0	5	0	10	0	1
Howard	.231	22	39	5	9	11	0	1	0	5	1	0	0	2	0	1	1	0
Lahoud	.271	127	325	46	88	149	16	3	13	44	1	1	3	47	3	57	4	5
Llenas	.261	72	138	16	36	48	6	0	2	17	1	7	0	11	1	19	0	0
McCraw	.286	56	119	21	34	51	8	0	3	17	0	1	0	12	2	13	2	1
Meoli	.244	36	90	9	22	24	2	0	0	3	2	0	0	8	0	10	2	4
Nettles	.274	56	175	27	48	52	4	0	0	8	2	0	0	16	0	38	20	11
Oliver	.248	110	359	22	89	124	9	1	8	55	0	6	1	16	2	51	2	1
Ramirez	.163	31	86	4	14	14	0	0	0	7	4	1	0	6	0	23	2	1
Rivers	.285	118	466	69	133	183	19	11	3	31	11	1	1	39	0	47	30	13
Robinson	.251	129	427	75	107	197	26	2	20	63	1	5	10	75	14	85	5	1
Rodriguez	.253	140	395	48	100	141	20	0	7	36	8	4	9	69	6	56	4	5
Sands	.193	43	83	6	16	30	2	0	4	13	0	1	1	23	2	17	0	0
Schaal	.248	53	165	10	41	52	5	0	2	20	0	0	0	18	1	27	2	2
Scheinblum	.154	10	26	1	4	4	0	0	0	2	0	0	0	1	0	2	0	0
Stanton	.267	118	415	48	111	169	21	2	11	62	6	5	5	33	3	107	10	8
Valentine	.261	117	371	39	97	122	10	3	3	39	8	7	3	25	0	25	8	5
TOTALS	.254	162	5401	618	1372	1922	203	31	95	550	82	48	45	509	38	801	119	79

1974 ANGELS DESIGNATED HITTERS

PLAYER	AVG	G	AB	R	H	TB	2B	3B	HR	RBI	SH	SF	HP	BB	IBB	SO	SB	CS
Alomar	.000	1	1	0	0	0	0	0	0	0	0	0	0	0	0	1	0	0
Doherty	.000	2	3	0	0	0	0	0	0	0	0	0	0	0	0	1	0	0
Howard	.000	3	1	0	0	0	0	0	0	0	0	0	0	0	0	0	0	0
Lahoud	.214	10	28	1	6	8	2	0	0	0	0	0	0	6	0	7	2	1
Llenas	.160	10	25	2	4	5	1	0	0	2	0	2	0	4	0	3	0	0
McCraw	.200	2	5	1	1	1	0	0	0	0	0	0	0	0	0	0	0	0
Oliver	.667	1	3	0	2	2	0	0	0	2	0	0	1	0	0	0	0	0
Robinson	.252	119	424	75	107	197	26	2	20	63	1	5	10	73	10	84	5	1
Rodriguez	1.000	1	1	0	1	2	1	0	0	1	0	0	0	0	0	0	0	0
Sands	.185	21	65	4	12	22	1	0	3	9	0	1	0	15	1	14	0	0
Scheinblum	.000	1	1	0	0	0	0	0	0	0	0	0	0	0	0	0	0	0
Valentine	.308	4	13	1	4	5	1	0	0	1	0	0	0	3	0	0	1	0
TOTALS	.240	163	572	85	137	242	32	2	23	78	1	8	11	101	11	110	8	2

1974 ANGELS PITCHING

PITCHER	W-L	ERA	G	GS	CG	SHO	SV	IP	H	R	ER	HR	HB	BB	IB	SO	WP	BK
Cumberland	0-1	3.74	17	0	0	0	0	21.2	24	9	9	2	0	10	2	12	0	0
Dobson	2-3	5.70	5	5	2	0	0	30	39	19	19	3	0	13	1	16	3	0
Figueroa	2-8	3.67	25	12	5	1	0	105.1	119	46	43	3	4	36	2	49	0	1
Gilbreth	0-0	13.50	3	0	0	0	0	1.1	2	2	2	0	0	1	0	0	0	0
Hassler	7-11	2.61	23	22	10	2	1	162	132	64	47	10	9	79	2	76	7	1
Kirkwood	0-0	8.59	3	0	0	0	0	7.1	12	8	7	0	0	6	0	4	1	0
Lange	3-8	3.80	21	18	1	0	0	113.2	111	63	48	10	4	47	0	57	3	1
Lockwood	2-5	4.32	37	2	0	0	1	81.1	81	42	39	8	5	32	4	39	3	1
May	0-1	7.00	18	3	0	0	2	27	29	24	21	2	1	10	0	12	4	0
Pena	0-0	0.00	4	0	0	0	3	8	6	0	0	0	0	1	0	5	0	0
Pina	1-2	2.31	11	0	0	0	0	11.2	9	3	3	1	0	3	2	6	2	0
Quintana	2-1	4.26	18	0	0	0	0	12.2	17	6	6	0	0	14	1	11	0	0
Raziano	1-2	6.48	13	0	0	0	1	16.2	15	14	12	1	0	8	1	9	0	0
Ryan	22-16	2.89	42	41	26	3	0	332.2	221	127	107	18	9	202	3	367	9	0
Sanders	0-0	2.79	9	0	0	0	1	9.2	10	5	3	0	0	3	0	4	1	0
Sells	2-3	3.69	20	0	0	0	2	39	48	19	16	3	3	16	0	14	3	0
Selma	2-2	5.09	18	0	0	0	1	23	22	13	13	2	1	17	2	15	4	0
Singer	7-4	2.98	14	14	8	0	0	108.2	102	48	36	3	1	43	0	77	4	1
Stoneman	1-8	6.14	13	11	0	0	0	58.2	78	41	40	8	2	31	0	33	2	0
Tanana	14-19	3.12	39	35	12	4	0	268.2	262	104	93	27	8	77	4	180	4	2
TOTALS	68-94	3.52	162	162	64	13	12	1439	1339	657	564	101	47	649	24	986	50	7

WIN STREAK: 6, April 29-May 5

LOSING STREAK: 11, June 30-July 10



YEAR-BY-YEAR STATISTICAL REVIEW



1975 ANGELS BATTING

PLAYER	AVG	G	AB	R	H	TB	2B	3B	HR	RBI	SH	SF	HP	BB	IBB	SO	SB	CS
Allietta	.178	21	45	4	8	12	1	0	1	2	1	0	0	1	1	6	0	0
Balaz	.242	45	120	10	29	42	8	1	1	10	1	1	0	5	0	25	0	0
Bochte	.285	107	375	41	107	141	19	3	3	48	3	3	2	45	5	43	3	4
Briggs	.226	13	31	3	7	11	1	0	1	3	1	0	0	2	0	6	0	2
Chalk	.273	149	513	59	140	177	24	2	3	56	11	9	2	66	4	49	6	9
Collins	.266	93	319	41	85	115	13	4	3	29	3	3	1	36	1	55	24	10
Dade	.200	11	30	5	6	10	4	0	0	1	0	0	0	0	0	7	0	0
Doherty	.202	30	94	7	19	25	3	0	1	12	2	1	0	8	1	12	1	1
Doyle	.067	8	15	0	1	1	0	0	0	0	0	0	0	1	0	1	0	0
Egan	.229	28	70	7	16	21	3	1	0	3	4	0	0	5	0	14	0	0
Etchebarren	.280	31	100	10	28	39	0	1	3	17	1	1	0	14	0	19	1	0
Garrett	.262	37	107	17	28	51	5	0	6	18	1	1	0	14	0	28	3	0
Goodwin	.100	4	10	0	1	1	0	0	0	0	0	0	0	0	0	5	0	0
Hampton	.152	31	66	8	10	13	3	0	0	4	3	0	1	7	0	19	0	0
Harper	.239	89	285	40	68	89	10	1	3	31	4	3	2	38	5	51	19	8
Jackson	.231	13	39	2	9	11	2	0	0	2	2	0	0	2	0	10	1	1
Lahoud	.214	76	192	21	41	69	6	2	6	33	2	1	1	48	2	33	2	1
Llenas	.186	56	113	6	21	25	4	0	0	11	4	1	0	10	0	11	0	1
Meoli	.214	70	126	12	27	31	2	1	0	6	2	0	0	15	0	20	3	0
Miley	.174	70	224	17	39	58	3	2	4	26	7	2	1	16	1	54	0	1
Nettles	.231	112	294	50	68	79	11	0	0	23	3	1	1	26	2	57	22	15
Ramirez	.240	44	100	10	24	30	4	1	0	4	2	0	0	11	0	22	9	6
Remy	.258	147	569	82	147	177	17	5	1	46	12	3	0	45	1	55	34	21*
Rivers	.284	155	616	70	175	221	17	13*	1	53	7	4	2	43	5	42	70*	14
Rodriguez	.235	90	226	20	53	68	6	0	3	27	9	3	6	49	0	37	2	2
Smith	.203	59	143	10	29	36	5	1	0	14	3	1	0	12	0	27	1	3
Stanton	.261	137	440	67	115	183	20	3	14	82	8	4	6	52	4	85	18	6
Sudakis	.121	30	58	4	7	12	2	0	1	6	0	2	1	12	3	15	1	1
Valentine	.281	26	57	5	16	18	2	0	0	5	1	3	1	4	0	3	0	2
TOTALS	.246	161	5377	628	1324	1766	195	41	55	572	97	47	27	593	35	811	220	108

1975 ANGELS DESIGNATED HITTERS

PLAYER	AVG	G	AB	R	H	TB	2B	3B	HR	RBI	SH	SF	HP	BB	IBB	SO	SB	CS
Balaz	.188	11	32	2	6	8	2	0	0	3	0	1	0	0	0	2	0	0
Bochte	.200	1	5	0	1	1	0	0	0	2	0	0	0	0	0	2	0	0
Briggs	.000	2	2	0	0	0	0	0	0	0	0	0	0	0	0	1	0	0
Collins	.222	12	36	4	8	14	0	0	2	9	0	1	0	6	1	5	1	0
Dade	.100	7	20	2	2	3	1	0	0	0	0	0	0	4	0	6	0	0
Doherty	.000	1	3	0	0	0	0	0	0	0	0	0	0	0	0	2	0	0
Garrett	.265	23	68	10	18	33	3	0	4	10	1	1	0	9	0	14	3	0
Goodwin	.111	3	9	0	1	1	0	0	0	0	0	0	0	0	0	4	0	0
Harper	.248	57	206	26	51	69	7	1	3	25	2	3	11	23	3	38	16	6
Lahoud	.223	35	103	16	23	39	5	1	3	19	1	1	0	30	2	15	1	0
Llenas	.176	6	17	0	3	4	1	0	0	1	0	0	0	2	0	1	0	0
Jackson	.000	1	1	0	0	0	0	0	0	0	0	0	0	0	0	1	0	0
Meoli	.000	3	0	1	0	0	0	0	0	0	0	0	0	0	0	0	1	0
Nettles	.375	9	8	5	3	4	1	0	0	3	1	1	0	2	0	1	1	0
Ramirez	.000	1	0	0	0	0	0	0	0	0	0	0	0	0	0	0	0	0
Rivers	.000	1	1	1	0	0	0	0	0	0	0	0	0	0	0	0	0	0
Smith	.000	4	0	2	0	0	0	0	0	0	0	0	0	0	0	0	0	0
Stanton	.000	1	0	0	0	0	0	0	0	0	0	0	0	0	0	0	0	0
Sudakis	.118	13	34	3	4	8	1	0	1	4	0	2	1	11	3	8	1	1
Valentine	.294	13	34	3	10	11	1	0	0	4	1	3	1	3	0	2	0	2
TOTALS	.261	161	498	74	130	196	22	2	13	80	6	13	3	90	9	102	24	9

1975 ANGELS PITCHING

PITCHER	W-L	ERA	G	GS	CG	SHO	SV	IP	H	R	ER	HR	HB	BB	IB	SO	WP	BK
Blateric	0-0	6.23	2	0	0	0	0	4.1	9	5	3	0	0	1	0	5	1	0
Brewer	1-0	1.82	21	0	0	0	5	34.2	38	9	7	2	0	11	1	22	2	0
Dobson	0-2	6.75	9	2	0	0	0	28	30	26	21	5	2	13	1	14	4	0
Figueroa	16-13	2.91	33	32	16	2	0	244.2	213	96	79	14	5	84	6	139	5	2
Hassler	3-12	5.94	30	18	6	1	0	133.1	158	94	88	12	6	53	0	82	10	0
Hockenberry	0-5	5.27	16	4	0	0	1	41	48	27	24	3	3	19	2	15	3	0
Hudson	0-1	9.53	3	1	0	0	0	5.2	7	6	6	0	0	4	0	0	0	0
Kirkwood	6-5	3.11	44	2	0	0	7	84	85	38	29	6	0	28	2	49	1	0
Lange	4-6	5.21	30	8	1	0	1	102	119	70	59	12	1	53	3	45	3	1
Monge	0-2	4.18	4	2	2	0	0	23.2	22	12	11	3	1	10	0	17	2	0
Pactwa	1-0	3.86	4	3	0	0	0	16.1	23	7	7	0	0	10	0	3	1	0
Pena	0-2	2.13	7	0	0	0	0	12.2	13	3	6	5	2	0	6	1	5	0
Quintana	0-2	6.43	4	0	0	0	0	7	13	6	5	2	0	6	1	5	0	0
Ross	0-1	5.40	1	1	0	0	0	5	6	3	3	1	0	1	1	4	0	0
Ryan	14-12	3.45	28	28	10	5	0	198	152	90	76	13	7	132	0	186	12	0
Scott	4-2	3.29	50	0	0	0	1	68.1	59	34	25	8	1	18	5	31	2	0
Sells	0-0	8.64	4	0	0	0	0	8.1	9	10	8	3	0	8	1	7	1	0
Singer	7-15	4.98	29	27	8	0	1	179	171	107	99	18	6	81	5	78	6	1
Tanana	16-9	2.62	34	33	16	5	0	257.1	211	80	75	21	7	73	6	269*	8	1
TOTALS	72-89	3.89	161	161	59	19	16	1453.1	1386	723	628	123	39	613	35	975	62	5

WIN STREAK: 4, May 16-19; June 4-7

LOSING STREAK: 7, June 23-29

CLUB HISTORY





YEAR-BY-YEAR STATISTICAL REVIEW

1976 ANGELS BATTING

PLAYER	AVG	G	AB	R	H	TB	2B	3B	HR	RBI	SH	SF	HP	BB	IBB	SO	SB	CS
Alvarez	.167	14	42	4	7	14	1	0	2	8	0	0	0	0	0	3	0	0
Bochte	.258	146	466	53	120	145	17	1	2	49	6	5	2	64	11	53	4	5
Bonds	.265	99	378	48	100	146	10	3	10	54	0	5	3	41	6	90	30	15
Briggs	.214	77	248	19	53	73	13	2	1	14	2	2	1	13	3	47	0	3
Chalk	.217	142	438	39	95	111	14	1	0	33	12	3	10	49	3	62	0	0
Collins	.263	99	365	45	96	122	12	1	4	28	7	1	0	40	2	55	32	19
Dade	.111	13	9	2	1	1	0	0	0	1	0	0	0	3	0	3	0	0
Davis	.265	72	219	16	58	72	5	0	3	26	0	2	1	15	3	18	0	1
Easler	.241	21	54	6	13	16	1	1	0	4	1	2	0	2	1	11	1	1
Etchebarren	.227	103	247	15	56	67	9	1	0	21	6	0	4	24	0	37	0	2
Garrett	.125	29	48	4	6	9	3	0	0	3	0	1	0	5	0	16	0	0
Guerrero	.284	83	268	24	76	91	12	0	1	18	5	5	3	7	2	12	0	0
Hampton	.000	3	2	0	0	0	0	0	0	0	0	0	0	0	0	0	0	0
Herrmann	.174	29	46	5	8	17	3	0	2	8	2	1	0	7	2	8	0	0
Humphrey	.245	71	196	17	48	61	10	0	1	19	4	2	5	13	0	30	0	1
Jackson	.227	127	410	44	93	141	18	3	8	40	4	3	7	30	1	58	5	4
Jones	.211	78	166	22	35	59	6	0	6	17	4	2	1	14	3	30	3	0
Lahoud	.177	42	96	8	17	21	4	0	0	4	0	0	2	18	1	16	0	0
Lopez	.000	9	10	1	0	0	0	0	0	0	0	0	0	2	0	3	2	0
Melton	.208	118	341	31	71	112	17	3	6	42	2	3	2	44	2	53	2	0
Miley	.184	14	38	4	7	9	2	0	0	4	1	1	0	4	1	8	1	0
Nordbrook	.000	5	8	1	0	0	0	0	0	0	1	0	0	1	0	3	1	0
Ramirez	.200	30	70	3	14	15	1	0	0	5	7	0	0	6	0	11	3	2
Remy	.263	143	502	64	132	152	14	3	0	28	13	4	0	38	1	43	35	16
Scott	.000	35	0	1	0	0	0	0	0	0	0	0	0	0	0	0	0	0
Smith	.375	13	8	0	3	3	0	0	0	0	1	0	0	0	0	2	0	0
Solaita	.270	63	215	25	58	94	9	0	9	33	1	2	0	34	3	44	1	1
Stanton	.190	93	231	12	44	65	13	1	2	25	5	3	1	24	1	57	2	6
Torres	.205	120	264	37	54	94	16	3	6	27	8	1	0	36	3	39	4	4
TOTALS	.235	162	5385	550	1265	1710	210	23	63	511	92	48	42	534	49	812	126	80

1976 ANGELS DESIGNATED HITTERS

PLAYER	AVG	G	AB	R	H	TB	2B	3B	HR	RBI	SH	SF	HP	BB	IBB	SO	SB	CS
Alvarez	.200	2	5	2	1	4	0	0	1	3	0	0	0	0	0	0	0	0
Bochte	.000	1	1	0	0	0	0	0	0	0	0	0	0	0	0	1	0	0
Bonds	.000	1	3	0	0	0	0	0	0	0	0	0	0	1	0	1	0	0
Briggs	.000	1	0	0	0	0	0	0	0	0	0	0	0	0	0	0	0	0
Collins	.290	22	93	11	27	36	6	0	1	5	1	0	0	3	0	20	8	4
Dade	.000	1	0	0	0	0	0	0	0	0	0	0	0	0	0	0	0	0
Davis	.250	54	200	16	50	64	5	0	3	19	0	1	0	15	3	17	1	1
Easler	.224	16	49	5	11	12	1	0	0	4	1	2	0	2	1	9	1	0
Garrett	.083	4	12	1	2	1	0	0	0	1	0	0	0	2	0	6	0	0
Guerrero	.182	7	22	0	4	5	1	0	0	2	0	1	1	1	0	1	0	0
Jackson	.391	6	23	3	9	12	3	0	0	3	1	0	0	0	0	2	0	1
Jones	.000	2	1	0	0	0	0	0	0	0	1	0	0	0	0	0	0	0
Lahoud	.444	3	9	1	4	6	2	0	0	2	0	0	0	3	0	1	0	0
Lopez	.000	1	0	0	0	0	0	0	0	0	0	0	0	1	0	0	0	0
Melton	.207	51	169	17	35	60	9	2	4	26	1	2	2	25	2	27	1	0
Nordbrook	.000	1	0	0	0	0	0	0	0	0	0	0	0	0	0	0	0	0
Remy	.000	5	0	0	0	0	0	0	0	0	0	0	0	0	0	0	0	1
Smith	.000	1	0	0	0	0	0	0	0	0	0	0	0	0	0	0	0	0
Solaita	.375	7	24	5	9	16	1	0	2	6	0	0	0	5	0	6	0	0
Stanton	.571	4	7	2	4	9	0	1	1	6	1	0	0	0	0	2	0	0
Tanana	.000	1	0	0	0	0	0	0	0	0	0	0	0	0	0	0	0	0
Torres	.000	6	0	3	0	0	0	0	0	0	0	0	0	0	0	0	0	0
TOTALS	.251	162	618	66	155	226	29	3	12	77	6	6	3	58	6	93	12	7

1976 ANGELS PITCHING

PITCHER	W-L	ERA	G	GS	CG	SHO	SV	IP	H	R	ER	HR	HB	BB	IB	SO	WP	BK
Brewer	3-1	2.70	13	0	0	0	2	20	20	7	6	0	0	6	0	16	0	0
Drago	7-8	4.42	43	0	0	0	6	79.1	80	42	39	7	5	31	8	43	3	0
Dunning	0-0	7.50	4	0	0	0	0	6	9	9	5	2	0	6	1	4	0	0
Hartzell	7-4	2.77	37	15	7	2	2	166	166	64	51	6	10	43	5	51	3	0
Hassler	0-6	5.13	14	4	0	0	0	47.1	50	31	27	3	0	17	2	16	1	0
Kirkwood	6-12	4.62	28	26	4	0	0	157.2	167	91	81	12	1	57	9	78	4	0
Monge	6-7	3.37	32	13	2	0	0	117.2	108	50	44	10	1	49	0	53	4	0
Overs	0-2	6.14	5	0	0	0	0	7.1	6	5	5	1	1	3	1	8	0	0
Ross	8-16	3.00	34	31	7	2	0	225	224	89	75	12	5	58	5	100	0	0
Ryan	17-18★	3.36	39	39	21	7★	0	284.1	193	117	106	13	5	183★	2	327★	5	2
Scott	3-0	3.23	33	0	0	0	3	39	47	17	14	3	0	12	4	10	1	0
Tanana	19-10	2.43	34	34	23	2	0	288.1	212	88	78	24	9	73	5	261	5	0
Verhoeven	0-2	3.38	21	0	0	0	4	37.1	35	15	14	2	0	14	8	23	1	0
Wheelock	0-0	27.00	2	0	0	0	0	2	6	6	6	0	1	1	0	2	0	0
TOTALS	76-86	3.36	162	162	64	15	17	1477.1	1323	631	551	95	38	553	50	992	27	2

WIN STREAK: 4, four times

LOSING STREAK: 6, April 21-30



YEAR-BY-YEAR STATISTICAL REVIEW



1977 ANGELS BATTING

PLAYER	AVG	G	AB	R	H	TB	2B	3B	HR	RBI	SH	SF	HP	BB	IBB	SO	SB	CS
Aikens	.198	42	91	5	18	22	4	0	0	6	0	0	0	10	2	23	1	2
Baylor	.251	154	561	87	141	243	27	0	25	75	2	8	12	62	7	76	26	12
Bochte	.290	25	100	12	29	39	4	0	2	8	1	0	0	7	0	4	3	2
Bonds	.264	158	592	103	156	308	23	9	37	115	1	10	2	74	5	141	41	18
Bosley	.297	58	212	19	63	77	10	2	0	19	4	2	1	16	0	32	5	4
Briggs	.162	59	74	6	12	17	2	0	1	4	0	1	0	8	1	14	0	0
Chalk	.277	149	519	58	144	184	27	2	3	45	9	6	5	52	2	69	12	8
Etchebarren	.254	80	114	11	29	35	2	2	0	14	3	2	0	12	0	19	3	1
Flores	.278	104	342	41	95	125	19	4	1	26	6	0	1	23	2	39	12	10
Goodwin	.209	35	91	5	19	30	6	1	1	8	0	0	0	5	1	19	0	0
Grich	.243	52	181	24	44	71	6	0	7	23	3	3	1	37	4	40	6	6
Guerrero	.283	86	244	17	69	84	8	2	1	28	2	2	0	4	1	16	0	0
Hampton	.295	52	44	5	13	23	1	0	3	9	0	0	1	2	0	10	0	0
Humphrey	.227	123	304	17	69	86	11	0	2	34	7	3	4	21	0	58	1	1
Jackson	.243	106	292	38	71	114	15	2	8	28	3	2	1	24	2	42	3	2
Jones	.176	14	17	3	3	6	0	0	1	3	0	1	0	4	0	5	0	0
Kingman	.194	10	36	4	7	15	2	0	2	4	1	0	1	1	0	16	0	0
Landreaux	.250	23	76	6	19	26	5	1	0	5	0	0	0	5	1	15	1	1
May	.333	11	18	0	6	6	0	0	0	1	0	0	0	5	0	1	0	0
Mulliniks	.269	78	271	36	73	99	13	2	3	21	8	0	1	23	2	36	1	1
Nolan	.000	6	0	1	0	0	0	0	0	0	0	0	0	0	0	0	0	0
Ramirez	.077	25	13	6	1	1	0	0	0	0	0	0	0	0	0	3	1	0
Remy	.252	154	575	74	145	196	19	10	4	44	19	4	2	59	2	59	41	17
Rudi	.264	64	242	48	64	120	13	2	13	53	2	2	4	22	4	48	1	0
Solaita	.241	116	324	40	78	135	15	0	14	53	2	4	0	56	6	77	1	3
Torres	.156	58	77	9	12	24	1	1	3	10	1	1	0	10	0	18	0	1
TOTALS	.255	162	5410	675	1380	2086	233	40	131	636	74	51	36	542	42	880	159	89

1977 ANGELS DESIGNATED HITTERS

PLAYER	AVG	G	AB	R	H	TB	2B	3B	HR	RBI	SH	SF	HP	BB	IBB	SO	SB	CS
Aikens	.222	13	36	5	8	9	1	0	0	1	0	0	0	5	1	11	1	0
Baylor	.259	61	220	42	57	108	15	0	12	34	1	3	3	36	3	31	12	7
Bochte	.800	1	5	0	4	5	1	0	0	0	0	0	0	0	0	0	0	1
Bonds	.217	18	69	10	15	31	2	1	4	11	0	0	0	8	0	19	5	2
Flores	.313	8	16	4	5	6	1	0	0	1	0	0	0	3	1	3	1	2
Goodwin	.228	23	79	5	18	29	6	1	1	8	0	0	0	5	1	14	0	0
Guerrero	.227	19	66	5	15	21	1	1	1	8	0	1	0	3	1	5	0	0
Hampton	.000	2	4	0	0	0	0	0	0	0	0	0	0	0	0	1	0	0
Jackson	.208	20	53	6	11	16	2	0	1	3	1	0	0	9	2	7	1	0
Jones	.167	6	12	3	2	5	0	0	1	2	0	0	0	3	0	3	0	0
May	.000	1	3	0	0	0	0	0	0	0	0	0	0	1	0	0	0	0
Ramirez	.000	1	0	0	0	0	0	0	0	0	0	0	0	0	0	0	0	0
Rudi	.222	3	9	1	2	6	1	0	1	1	0	0	0	0	0	5	0	0
Solaita	.300	6	20	2	6	9	0	0	1	4	1	0	0	0	0	5	0	0
TOTALS	.242	162	592	83	143	245	30	3	22	73	3	4	3	73	9	104	20	12

1977 ANGELS PITCHING

PITCHER	W-L	ERA	G	GS	CG	SHO	SV	IP	H	R	ER	HR	HB	BB	IB	SO	WP	BK
Barlow	4-2	4.58	20	1	0	0	1	59	53	33	30	3	4	27	6	25	1	1
Brett	7-10	4.25	21	21	5	0	0	142	157	73	67	15	3	38	0	41	4	1
Cneira	2-2	4.08	6	4	0	0	0	28.2	27	15	13	5	0	16	2	17	1	1
Cuellar	0-1	18.90	2	1	0	0	0	3.1	9	7	7	2	0	3	1	3	0	0
Drago	0-1	3.00	13	0	0	0	2	21	22	8	7	3	0	3	2	15	1	0
Hartzell	8-12	3.57	41	23	6	0	4	189.1	200	92	75	14	4	38	6	79	5	1
Kirkwood	1-0	5.09	13	0	0	0	1	17.2	20	12	10	3	0	9	3	10	1	0
Kuhallua	0-0	15.63	3	1	0	0	0	6.1	15	11	11	1	0	7	0	3	2	0
LaRoche	6-5	3.10	46	0	0	0	13	81.1	64	31	28	8	2	37	8	61	0	0
Miller	4-4	3.02	41	0	0	0	4	92.1	81	35	31	10	0	30	7	49	2	0
Monge	0-1	2.92	4	0	0	0	1	12.1	14	6	4	2	0	6	0	4	0	0
Moore	0-2	3.97	7	3	0	0	0	22.2	28	19	10	7	3	10	1	14	0	0
Nolan	0-3	8.84	5	5	0	0	0	18.1	31	19	18	5	0	2	0	4	0	0
Ross	2-4	5.55	14	12	0	0	0	58.1	83	41	36	10	2	11	1	30	2	0
Ryan	19-16	2.77	37	37	22★	4	0	299	198	110	92	12	9	204★	7	341★	21★	3
Scott	0-2	5.63	12	0	0	0	0	16	19	16	10	1	0	4	2	5	0	0
Simpson	6-12	5.83	27	23	0	0	0	122	154	90	79	14	7	62	3	55	8	0
Tanana	15-9	2.54	31	31	20	7★	0	241.1	201	72	68	19	12	61	2	205	8	1
Verhoeven	0-2	3.86	3	0	0	0	0	4.2	4	3	2	0	1	4	1	3	0	0
Walker	0-0	9.00	1	0	0	0	0	2	3	2	2	2	0	0	0	1	0	0
TOTALS	74-88	3.76	162	162	53	13	26	1437.2	1383	695	600	136	47	572	52	965	56	8

WIN STREAK: 4, April 28-May 1

LOSING STREAK: 6, Sept. 21-27

CLUB HISTORY





YEAR-BY-YEAR STATISTICAL REVIEW

1978 ANGELS BATTING

PLAYER	AVG	G	AB	R	H	TB	2B	3B	HR	RBI	SH	SF	HP	BB	IBB	SO	SB	CS
Anderson	.194	48	108	6	21	28	7	0	0	7	7	1	0	11	1	16	0	0
Baylor	.255	158	591	103	151	279	26	0	34	99	0	12★	18★	56	9	71	22	9
Bostock	.296	147	568	74	168	215	24	4	5	71	4	4	2	59	8	36	15	12
Chalk	.253	135	470	42	119	134	12	0	1	34	11	1	7	38	0	34	5	8
Downing	.255	133	412	42	105	141	15	0	7	46	4	2	6	52	2	47	3	2
Fairly	.217	91	235	23	51	86	5	0	10	40	2	5	1	25	2	31	0	1
Goodwin	.276	24	58	9	16	27	5	0	2	10	0	1	0	10	0	13	0	0
Grich	.251	144	487	68	122	160	16	2	6	42	19	3	7	75	1	83	4	3
Hampton	.214	19	14	2	3	8	0	1	1	4	0	0	0	2	0	7	1	0
Humphrey	.219	53	114	11	25	34	4	1	1	9	2	3	2	6	0	12	0	1
Jackson	.297	105	387	49	115	163	18	6	6	57	2	4	9	16	1	31	2	3
Landreaux	.223	93	260	37	58	90	7	5	5	23	1	0	2	20	4	20	7	3
Lansford	.294	121	453	63	133	184	23	2	8	52	5	7	4	31	2	67	20	9
Machemer	.273	10	22	6	6	10	1	0	1	2	1	0	0	2	0	1	0	1
Miller	.263	132	475	66	125	161	25	4	1	37	10	4	4	54	1	70	3	13
Mulliniks	.185	50	119	6	22	30	3	1	1	6	0	2	1	8	0	23	2	0
Rettenmund	.269	50	108	16	29	39	5	1	1	14	1	1	2	30	0	13	0	3
Rudi	.256	133	497	58	127	207	27	1	17	79	3	6	2	28	4	82	2	1
Solaita	.223	60	94	10	21	27	3	0	1	14	0	0	0	16	3	25	0	0
TOTALS	.259	162	5472	691	1417	2023	226	28	108	646	72	56	67	539	38	682	86	69

1978 ANGELS DESIGNATED HITTERS

PLAYER	AVG	G	AB	R	H	TB	2B	3B	HR	RBI	SH	SF	HP	BB	IBB	SO	SB	CS
Baylor	.249	102	386	65	96	174	18	0	20	64	0	8	9	35	6	52	12	5
Bostock	.250	1	4	0	1	1	0	0	0	0	0	0	0	0	0	0	0	0
Chalk	.000	1	0	0	0	0	0	0	0	0	1	0	0	0	0	0	0	0
Downing	.167	2	6	1	1	4	0	0	1	1	0	0	0	2	0	2	0	0
Fairly	.231	5	13	2	3	9	0	0	2	5	0	0	0	1	0	2	0	0
Goodwin	.275	15	51	8	14	24	4	0	2	9	0	1	0	9	0	11	0	0
Hampton	.250	4	8	1	2	5	0	0	1	2	0	0	0	2	0	5	1	0
Jackson	.000	1	0	0	0	0	0	0	0	0	0	0	1	0	0	0	0	0
Landreaux	.000	1	0	0	0	0	0	0	0	0	0	0	0	0	0	0	0	0
Lansford	.400	1	5	1	2	5	0	0	1	1	0	0	0	0	0	0	0	0
Mulliniks	.000	2	0	2	0	0	0	0	0	0	0	0	0	0	0	0	0	0
Rettenmund	.255	18	47	8	12	15	1	1	0	4	1	0	1	12	0	5	0	1
Rudi	.095	11	42	0	4	4	0	0	0	0	0	0	0	3	0	14	0	0
Solaita	.238	18	42	8	10	15	2	0	1	6	0	0	0	7	2	12	0	0
TOTALS	.240	162	604	96	145	256	25	1	28	92	2	9	11	71	8	103	13	6

1978 ANGELS PITCHING

PITCHER	W-L	ERA	G	GS	CG	SHO	SV	IP	H	R	ER	HR	HB	BB	IB	SO	WP	BK
Aase	11-8	4.03	29	29	6	1	0	178.2	185	88	80	14	2	80	4	93	3	0
Barlow	0-0	4.50	1	0	0	0	0	2	3	1	1	0	0	0	0	1	0	0
Brett	3-5	4.95	31	10	1	1	1	100	100	60	55	12	1	42	5	43	1	2
Caneira	0-0	7.04	2	2	0	0	0	7.2	8	6	6	2	0	3	0	0	0	0
Fitzmorris	1-0	1.71	9	2	0	0	0	31.2	26	9	6	2	0	14	3	8	0	0
Frost	5-4	2.58	11	10	2	1	0	80.1	71	24	23	6	2	24	3	30	3	0
Griffin	3-4	4.02	24	4	0	0	0	56	63	39	25	8	1	31	2	35	2	0
Hartzell	6-10	3.44	54	12	5	0	6	157	168	67	60	8	5	41	9	55	5	1
Knapp	14-8	4.21	30	29	6	0	0	188.1	178	94	88	25	2	67	6	126	3	0
LaRoche	10-9	2.82	59	0	0	0	25	95.2	73	35	30	7	2	48	11	70	0	0
Miller	6-2	2.66	41	0	0	0	1	84.2	85	29	25	3	5	41	3	34	1	1
Ryan	10-13	3.72	31	31	14	3	0	234.2	183	106	97	12	3	148★	7	260★	13★	2
Tanana	18-12	3.65	33	33	10	4	0	239	239	108	97	26	9	60	7	137	5	8★
TOTALS	87-75	3.65	162	162	44	13	33	1455.2	1382	666	590	125	32	599	60	892	36	14

WIN STREAK: 4, seven times

LOSING STREAK: 7, May 27-June 3



YEAR-BY-YEAR STATISTICAL REVIEW



1979 ANGELS BATTING

PLAYER	AVG	G	AB	R	H	TB	2B	3B	HR	RBI	SH	SF	HP	BB	IBB	SO	SB	CS
Aikens	.280	116	379	59	106	187	18	0	21	81	0	6	1	61	8	79	1	3
Anderson	.248	96	234	33	58	82	13	1	3	23	9	3	1	17	0	31	3	2
Baylor	.296	162★	628	120★	186	333	33	3	36	139★	0	12	11	71	6	51	22	12
Campaneris	.234	85	239	27	56	68	4	4	0	15	11	2	2	19	0	32	12	4
Carew	.318	110	409	78	130	160	15	3	3	44	8	3	0	73	7	46	18	8
Clark	.296	19	54	8	16	25	2	2	1	5	1	0	0	5	0	11	1	1
Davis	.250	43	56	9	14	18	2	1	0	2	1	0	0	4	0	7	1	0
Donohue	.224	38	107	13	24	38	3	1	3	14	1	0	2	3	0	29	2	0
Downing	.326	148	509	87	166	235	27	3	12	75	3	2	5	77	4	57	3	3
Ford	.290	142	569	100	165	264	26	5	21	101	3	13★	3	40	0	86	8	5
Garr	.125	6	24	0	3	3	0	0	0	0	0	0	0	0	0	3	0	0
Grich	.294	153	534	78	157	287	30	5	30	101	12	2	2	59	10	84	1	0
Hampton	.400	4	5	0	2	2	0	0	0	0	0	0	0	0	0	1	0	0
Harlow	.233	62	159	22	37	49	8	2	0	14	1	0	2	25	0	34	1	3
Harper	.000	1	2	0	0	0	0	0	0	0	0	0	0	0	0	1	0	0
Harris	.000	1	2	0	0	0	0	0	0	0	0	0	0	0	0	0	0	0
Humphrey	.059	9	17	2	1	1	0	0	0	0	1	0	0	1	0	2	0	0
Lansford	.287	157	654	114	188	285	30	5	19	79	12	4	3	39	2	115	20	8
Miller	.293	120	427	60	125	156	15	5	2	28	9	1	1	50	1	69	5	4
Mulliniks	.147	22	68	7	10	13	0	0	1	8	0	5	1	4	0	14	0	0
Ramirez	.000	13	12	1	0	0	0	0	0	0	1	0	1	1	0	6	1	0
Rettenmund	.263	35	76	7	20	25	2	0	1	10	1	1	1	11	1	14	1	0
Rudi	.242	90	300	35	80	130	11	3	11	61	4	2	1	24	3	61	0	0
Thon	.339	35	56	6	19	22	3	0	0	8	1	0	0	5	0	10	0	0
TOTALS	.282	162	5550	866	1563	2383	242	43	164	808	79	56	37	589	42	843	100	53

1979 ANGELS DESIGNATED HITTERS

PLAYER	AVG	G	AB	R	H	TB	2B	3B	HR	RBI	SH	SF	HP	BB	IBB	SO	SB	CS
Aikens	.295	51	173	26	51	90	9	0	10	36	0	2	0	28	6	33	0	1
Baylor	.349	65	252	57	88	167	11	1	22	73	0	4	2	35	1	17	9	5
Campaneris	.000	1	0	0	0	0	0	0	0	0	0	0	0	0	0	0	1	0
Carew	.273	6	22	5	6	11	2	0	1	2	0	0	0	4	1	3	3	0
Davis	.400	6	20	6	8	10	2	0	0	1	1	0	0	0	0	4	0	0
Downing	.415	18	65	11	27	41	5	0	3	18	1	0	0	6	1	7	0	0
Garr	.125	6	24	0	3	3	0	0	0	0	0	0	0	0	0	3	0	0
Harper	.000	1	2	0	0	0	0	0	0	0	0	0	0	0	0	1	0	0
Miller	.000	2	1	0	0	0	0	0	0	0	0	0	0	0	0	1	0	0
Rettenmund	.283	17	46	5	13	18	2	0	1	4	0	1	1	7	0	10	1	0
Rudi	.000	3	11	0	0	0	0	0	0	0	0	0	0	0	0	3	0	0
TOTALS	.318	162	616	110	196	340	31	1	37	134	2	7	3	80	9	82	14	6

1979 ANGELS PITCHING

PITCHER	W-L	ERA	G	GS	CG	SHO	SV	IP	H	R	ER	HR	HB	BB	IB	SO	WP	BK
Aase	9-10	4.81	37	28	7	1	2	185.1	200	104	99	19	1	77	7	96	5	0
Barlow	1-1	5.13	35	0	0	0	0	86	106	54	49	8	4	30	2	33	6	0
Barr	10-12	4.20	36	25	5	0	0	197	217	100	92	22	3	55	5	69	2	1
Botting	2-0	8.80	12	1	0	0	0	29.2	46	30	29	6	1	15	1	22	4	1
Clear	11-5	3.63	52	0	0	0	14	109	87	48	44	6	3	68	5	98	9	1
Eddy	1-1	4.73	7	4	0	0	0	32.1	36	19	17	1	2	20	0	7	0	0
Ferris	0-0	1.50	2	0	0	0	0	6	5	2	1	1	0	3	1	2	1	0
Frost	16-10	3.57	36	33	12	2	1	239.1	226	108	95	17	5	77	4	107	5	0
Knapp	5-5	5.51	20	18	3	0	0	98	109	73	60	8	2	35	1	36	2	0
LaRoche	7-11	5.57	53	1	0	0	10	85.2	107	54	53	13	2	32	4	59	0	1
Miller	1-0	3.31	14	1	0	0	0	35.1	44	14	13	2	2	13	0	16	1	0
Montague	2-0	5.09	14	0	0	0	6	17.2	16	12	10	3	0	9	0	6	2	0
Ryan	16-14	3.60	34	34	17	5★	0	222.2	169	104	89	15	6	114	3	223★	9	0
Schuler	0-0	10.80	1	0	0	0	0	1.2	2	2	2	1	0	0	0	1	0	0
Tanana	7-5	3.89	18	17	2	1	0	90.1	93	44	39	9	2	25	0	46	6	1
TOTALS	88-74	4.34	162	162	46	9	33	1436	1463	768	692	131	33	573	33	820	53	5

WIN STREAK: 10, April 11-21

LOSING STREAK: 7, June 21-28

CLUB HISTORY





YEAR-BY-YEAR STATISTICAL REVIEW

1980 ANGELS BATTING

PLAYER	AVG	G	AB	R	H	TB	2B	3B	HR	RBI	SH	SF	HP	BB	IBB	SO	SB	CS
Baylor	.250	90	340	39	85	116	12	2	5	51	4	0	11	24	4	4	6	6
Campaneris	.252	77	210	32	53	69	8	1	2	18	7	2	1	14	0	33	10	5
Carew	.331	144	540	74	179	236	34	7	3	59	9	3	1	59	7	38	23	15
Clark	.230	78	261	26	60	87	10	1	5	23	1	0	2	11	0	42	0	1
Cliburn	.179	54	56	7	10	18	2	0	2	6	0	1	0	3	0	9	0	0
Cowens	.227	34	119	11	27	35	5	0	1	17	0	0	1	12	1	21	1	2
Cruz	.275	18	40	5	11	17	3	0	1	5	0	0	0	5	1	8	0	0
Donohue	.188	84	218	18	41	53	4	1	2	14	3	1	1	7	0	63	5	1
Downing	.290	30	93	5	27	39	6	0	2	25	1	2	0	12	1	12	0	2
Ford	.279	65	226	22	63	95	11	0	7	26	1	1	2	19	1	45	0	1
Garr	.190	21	42	5	8	9	1	0	0	3	0	0	0	4	2	6	0	0
Grich	.271	150	498	60	135	203	22	2	14	62	5	5	4	84	2	108	3	7
Harlow	.276	109	301	47	83	116	13	4	4	27	4	1	1	48	1	61	3	2
Harris	.293	19	41	8	12	23	5	0	2	7	0	1	0	7	0	4	0	1
Kubski	.254	22	63	11	16	19	3	0	0	6	0	0	0	6	0	10	1	1
Lansford	.261	151	602	87	157	235	27	3	15	80	7	11★	0	50	2	93	14	5
Miller	.274	129	412	52	113	139	14	3	2	38	6	3	1	48	4	71	7	3
Patek	.264	86	273	41	72	107	10	5	5	34	8	2	1	15	1	26	7	6
Rettenmund	.250	2	4	0	1	1	0	0	0	0	0	0	0	1	0	1	0	0
Rudi	.327	104	372	42	88	155	17	1	16	53	2	3	5	17	2	84	1	0
Skaggs	.197	24	66	7	13	16	0	0	1	9	1	1	0	9	0	13	0	0
Thompson	.317	102	312	59	99	164	14	0	17	70	2	3	0	70	9	60	2	0
Thon	.255	80	267	32	68	84	12	2	0	15	5	2	1	10	0	28	7	5
Whitmer	.241	48	87	8	21	24	3	0	0	7	9	2	0	4	0	21	1	0
TOTALS	.265	160	5443	698	1442	2060	236	32	106	655	75	44	32	539	38	889	91	63

1980 ANGELS DESIGNATED HITTERS

PLAYER	AVG	G	AB	R	H	TB	2B	3B	HR	RBI	SH	SF	HP	BB	IBB	SO	SB	CS
Baylor	.223	36	130	14	29	37	5	0	1	18	0	3	4	13	3	14	1	4
Campaneris	1.000	1	1	1	1	1	0	0	0	0	0	0	0	0	0	0	0	1
Carew	.362	32	127	20	46	59	8	1	1	16	1	2	1	13	0	5	4	2
Cowens	1.000	1	1	1	1	4	0	0	1	3	0	0	0	0	0	0	0	0
Downing	.357	13	42	2	15	21	3	0	1	14	0	2	0	5	0	3	0	1
Ford	.276	15	58	5	16	19	3	0	0	5	0	1	1	7	0	11	0	1
Garr	.241	8	29	4	7	8	1	0	0	2	0	0	0	2	2	4	0	0
Harlow	1.000	1	1	1	1	2	1	0	0	1	0	0	0	0	0	0	0	0
Rettenmund	.333	1	3	0	1	1	0	0	0	0	0	0	0	1	0	1	0	0
Rudi	.182	3	11	0	2	3	1	0	0	1	0	0	1	1	0	3	0	0
Thompson	.351	45	148	34	52	89	4	0	11	36	0	2	0	31	4	28	2	0
Thon	.310	15	58	6	18	23	3	1	0	5	0	1	0	1	0	5	1	2
TOTALS	.310	160	609	88	189	267	29	2	15	101	1	11	7	74	9	74	8	11

1980 ANGELS PITCHING

PITCHER	W-L	ERA	G	GS	CG	SHO	SV	IP	H	R	ER	HR	HB	BB	IB	SO	WP	BK
Aase	8-13	4.06	40	21	5	1	2	175	193	83	79	13	1	66	3	74	2	1
Barr	1-4	5.56	24	7	0	0	1	68	90	43	42	12	3	23	2	22	2	0
Botting	0-3	5.81	6	6	0	0	0	26.1	40	20	17	1	0	13	0	12	2	0
Clear	11-11	3.30	58	0	0	0	9	106.1	82	51	39	2	5	65	9	105	4	0
Dorsey	1-2	9.19	4	4	0	0	0	15.2	25	16	16	2	1	8	0	8	0	0
Ferris	0-2	5.87	5	3	0	0	0	15.1	23	13	10	2	0	9	0	4	1	0
Frost	4-8	5.29	15	15	2	0	0	78.1	97	53	46	8	2	21	1	28	3	0
Halicki	3-1	4.84	10	6	0	0	0	35.1	39	22	19	5	0	11	0	16	1	0
Hassler	5-1	2.49	41	0	0	0	10	83	67	25	23	8	1	37	8	75	1	0
Kison	3-6	4.91	13	13	2	1	0	73.1	73	46	40	5	3	32	2	28	0	2
Knapp	2-11	6.14	32	20	1	0	1	117.1	133	83	80	18	8	51	1	46	4	1
LaRoche	3-5	4.08	52	9	1	0	4	128	122	62	58	14	3	39	3	89	0	1
Lemanczyk	2-4	4.32	21	2	0	0	0	66.2	81	40	32	8	2	27	2	19	2	2
Martinez	7-9	4.52	30	23	4	1	0	149.1	150	81	75	14	1	59	2	57	5	0
Montague	4-2	5.13	37	0	0	0	3	73.2	97	47	42	8	1	21	1	22	2	0
Schuler	0-1	3.55	8	0	0	0	0	12.2	13	5	5	3	0	2	1	7	0	0
Tanana	11-12	4.15	32	31	7	0	0	204	223	107	94	18	8	45	0	113	3	1
TOTALS	65-95	4.52	160	160	22	6	30	1428.1	1548	797	717	141	39	529	35	725	32	8

WIN STREAK: 6, Aug. 4-9

LOSING STREAK: 9, June 11-19



YEAR-BY-YEAR STATISTICAL REVIEW



1981 ANGELS BATTING

PLAYER	AVG	G	AB	R	H	TB	2B	3B	HR	RBI	SH	SF	HP	BB	IBB	SO	SB	CS
Baylor	.239	103	377	52	90	161	18	1	17	66	0	6	7	42	1	51	3	3
Beniquez	.181	58	166	18	30	44	5	0	3	13	4	1	1	15	0	16	2	1
Brunansky	.152	11	33	7	5	14	0	0	3	6	0	0	0	8	0	10	1	0
Burleson	.293	109★	430	53	126	160	17	1	5	33	11	4	3	42	2	38	4	6
Campaneris	.256	55	82	11	21	28	2	1	1	10	3	1	0	5	0	10	5	2
Carew	.305	93	364	57	111	136	17	1	2	21	10	2	0	45	7	45	16	9
Clark	.250	34	88	12	22	38	2	1	4	19	0	0	0	7	0	18	0	0
Davis	.000	1	2	0	0	0	0	0	0	0	0	0	0	0	0	0	0	0
Downing	.249	93	317	47	79	120	14	0	9	41	3	0	4	46	1	35	1	1
Ferguson	.233	12	30	5	7	11	1	0	1	5	1	1	0	9	0	8	0	0
Ford	.277	97	375	53	104	165	14	1	15	48	5	1	5	23	3	71	2	2
Grich	.304	100	352	56	107	191	14	2	22★	61	5	3	4	40	4	71	2	4
Harlow	.207	43	82	13	17	18	1	0	0	4	2	0	0	16	0	25	1	1
Harper	.273	4	11	1	3	3	0	0	0	1	0	1	0	0	0	0	1	0
Harris	.247	36	77	5	19	31	3	0	3	9	0	0	0	3	0	11	0	0
Hobson	.235	85	268	27	63	90	7	4	4	36	2	4	1	35	0	60	1	1
Lubritch	.143	7	21	2	3	4	1	0	0	1	0	0	0	0	0	2	1	0
Lynn	.219	76	256	28	56	81	8	1	5	31	1	4	3	38	4	42	1	2
Ott	.217	75	258	20	56	72	8	1	2	22	4	2	1	17	1	42	2	1
Patek	.234	27	47	3	11	14	1	1	0	5	0	0	0	1	0	6	1	0
Sconiers	.269	15	52	6	14	20	1	1	1	7	0	0	0	1	0	10	0	0
TOTALS	.256	110	3688	476	944	1401	134	16	97	439	51	30	29	393	23	571	44	33
OPP.	.261	110	3675	453	958	1394	157	18	81	426	36	34	21	323	—	—	73	—

1981 ANGELS DESIGNATED HITTERS

PLAYER	AVG	G	AB	R	H	TB	2B	3B	HR	RBI	SH	SF	HP	BB	IBB	SO	SB	CS
Baylor	.233	97	356	51	83	153	17	1	17	64	0	6	7	41	1	48	3	3
Beniquez	.000	1	3	0	0	0	0	0	0	0	0	0	0	0	0	0	0	0
Carew	.250	2	4	1	1	1	0	0	0	0	0	0	0	1	0	0	1	0
Downing	.222	5	18	1	4	4	0	0	0	2	0	0	0	3	0	0	0	0
Harper	.000	1	3	0	0	0	0	0	0	0	0	0	0	0	0	0	0	0
Harris	.000	1	3	0	0	0	0	0	0	0	0	0	0	0	0	0	0	0
Hobson	.143	2	7	0	1	1	0	0	0	1	0	0	0	2	0	1	0	0
Sconiers	.462	3	13	2	6	11	0	1	1	5	0	0	0	0	0	3	0	0
TOTALS	.233	110	407	55	95	170	17	2	18	72	0	6	7	47	1	52	4	3

1981 ANGELS PITCHING

PITCHER	W-L	ERA	G	GS	CG	SHO	SV	IP	H	R	ER	HR	HB	BB	IB	SO	WP	BK
Aase	4-4	2.34	39	0	0	0	11	65.1	56	17	17	4	0	24	2	38	2	0
D'Acquisto	0-0	10.71	6	0	0	0	0	19.1	26	24	23	2	1	12	0	8	1	0
Forsch	11-7	2.88	20	20	10	4★	0	153	143	54	49	7	4	27	2	55	0	0
Frost	1-8	5.51	12	9	0	0	0	47.1	44	30	29	3	1	19	0	16	1	0
Hassler	4-3	3.21	42	0	0	0	5	75.2	72	29	27	8	0	33	8	44	3	0
Jefferson	2-4	3.62	26	5	0	0	0	77	80	39	31	4	2	24	4	27	4	3
Kison	1-1	3.48	11	4	0	0	0	44	40	18	17	8	0	14	1	19	1	0
Mahler	0-0	0.00	6	0	0	0	0	6.1	1	0	0	0	0	2	0	5	0	0
Martinez	0-0	3.00	2	0	0	2	0	6	5	2	2	1	0	3	0	4	0	0
Moreno	1-3	2.87	8	4	1	0	0	31.1	27	10	10	2	0	14	0	12	1	0
Rau	1-2	8.71	3	3	0	0	0	10.1	14	10	10	2	0	4	0	3	0	0
Renko	8-4	3.44	22	15	0	0	1	102	93	40	39	7	1	42	1	50	0	0
Sanchez	0-2	2.94	17	0	0	0	2	33.2	39	16	11	4	1	11	0	13	1	0
Travers	0-1	8.38	4	4	0	0	0	9.2	14	11	9	2	0	4	0	5	0	0
Witt	8-9	3.21	22	21	7	1	0	129	123	60	47	9	11★	47	4	75	2	0
Zahn	10-11	4.41	25	25	9	0	0	161.1	181	93★	79★	18★	0	43	2	52	2	2
TOTALS	51-59	3.71	110	110	27	8	19	971.1	958	453	400	81	21	323	24	426	18	5
OPP.	59-51	3.83	110	110	33	4	22	976.2	944	476	416	97	29	393	—	571	31	6

WIN STREAK: 5, May 9-14

LOSING STREAK: 8, Sept. 5-12





YEAR-BY-YEAR STATISTICAL REVIEW

1982 ANGELS BATTING

PLAYER	AVG	G	AB	R	H	TB	2B	3B	HR	RBI	SH	SF	HP	BB	IBB	SO	SB	CS
Adams	.143	8	14	1	2	2	0	0	0	0	1	0	1	0	0	2	1	0
Baylor	.263	157	608	80	160	258	24	1	24	93	0	8	7	57	7	69	10	4
Benitez	.265	112	196	25	52	76	11	2	3	24	16	0	1	15	1	21	3	0
Boone	.256	143	472	42	121	159	17	0	7	58	23	5	0	39	2	34	0	2
Burleson	.156	11	45	4	7	8	1	0	0	2	2	0	0	6	2	3	0	0
Carew	.319	138	523	88	167	211	25	5	3	44	16	4	2	67	5	49	10	17
Clark	.211	102	90	11	19	26	1	0	2	8	2	1	0	0	0	29	1	0
DeCinces	.301	153	575	94	173	315	42	5	30	97	4	9	1	66	7	80	7	5
Downing	.281	158	623	109	175	300	37	2	28	84	3	8	5	86	1	58	2	1
Ferguson	.226	36	84	10	19	30	2	0	3	8	1	0	0	12	0	19	0	0
Foli	.252	150	480	46	121	148	14	2	3	56	26★	6	2	14	1	22	2	4
Grich	.261	145	506	74	132	227	28	5	19	65	6	3	8	82	3	109	3	3
Jackson, Re.	.275	153	530	92	146	282	17	1	39★	101	0	4	2	85	12	156★	4	5
Jackson, Ro.	.331	53	142	15	47	59	6	0	2	19	4	1	2	10	0	12	0	1
Kelleher	.163	34	49	9	8	9	1	0	0	1	3	0	1	5	0	5	1	1
Lynn	.299	138	472	89	141	244	38	1	21	86	5	7	3	58	4	72	7	8
Moreno	.000	11	3	3	0	0	0	0	0	0	0	0	0	2	0	0	0	2
Pettis	.200	10	5	5	1	4	0	0	1	1	0	0	0	0	0	2	0	0
Sconiers	.154	12	13	0	2	2	0	0	0	2	0	0	0	2	0	1	0	0
Wilfong	.245	55	102	17	25	36	4	2	1	11	2	0	0	7	1	17	4	0
TOTALS	.274	162	5532	814	1518	2396	268	26	186	760	114	56	35	613	46	760	55	53
OPP.	.259	162	5555	670	1436	2148	250	45	124	640	47	32	42	482	—	—	66	—

1982 ANGELS DESIGNATED HITTERS

PLAYER	AVG	G	AB	R	H	TB	2B	3B	HR	RBI	SH	SF	HP	BB	IBB	SO	SB	CS
Baylor	.263	155	608	79	160	258	24	1	24	93	0	8	7	55	7	69	10	4
Grich	.000	1	4	0	0	0	0	0	0	0	0	0	0	0	0	1	0	0
Jackson, Re.	.238	5	21	5	5	15	1	0	3	10	0	0	0	3	0	5	0	0
Moreno	.000	1	0	0	0	0	0	0	0	0	0	0	0	1	0	0	0	0
Sconiers	.000	1	1	0	0	0	0	0	0	0	0	0	0	0	0	0	0	0
Wilfong	.333	1	3	1	1	1	0	0	0	0	0	0	0	2	0	0	0	0
TOTALS	.261	162	637	85	166	274	25	1	27	103	0	8	7	61	7	75	10	4

1982 ANGELS PITCHING

PITCHER	W-L	ERA	G	GS	CG	SHO	SV	IP	H	R	ER	HR	HB	BB	IB	SO	WP	BK
Aase	3-3	3.46	24	0	0	0	4	52	45	20	20	5	0	23	2	40	2	0
Bahnsen	0-1	4.66	7	0	0	0	0	9.2	13	6	5	0	0	8	1	5	0	0
Corbett	1-7	5.05	33	0	0	0	8	57	46	32	32	8	0	25	5	37	2	1
Curtis	0-1	6.00	8	0	0	0	1	12	16	8	8	0	0	3	2	10	2	0
Forscht	13-11	3.87	37	35	12	4	0	228	225	108	98	25	11	57	2	73	1	0
Goltz	8-5	4.08	28	7	1	0	3	86	82	43	39	4	1	32	1	49	2	0
Hassler	2-1	2.78	54	0	0	0	4	71.1	58	24	22	5	4	40	5	38	4	1
John	4-2	3.86	7	7	1	0	0	35	49	18	15	4	0	5	0	14	2	0
Kison	10-5	3.17	33	16	3	1	1	142	120	54	50	15	5	44	3	86	5	0
Mahler	2-0	1.13	6	0	0	0	0	8	9	1	1	0	0	6	1	5	0	0
Moreno	3-7	4.74	13	8	2	0	1	49.1	55	31	26	7	1	23	0	22	2	0
Renko	11-6	4.44	31	23	4	0	0	156	163	78	77	17	1	51	0	81	3	0
Sanchez	7-4	3.21	46	0	0	0	5	92.2	89	36	33	3	7	34	4	58	1	1
Steiner	1-0	3.76	10	1	0	0	0	26.1	25	14	11	2	1	11	0	14	0	0
Tiant	2-2	5.76	6	5	0	0	0	29.2	39	20	19	3	0	8	0	30	0	0
Witt	8-6	3.51	33	26	5	1	0	179.2	177	77	70	8	7	47	2	85	8	1
Zahn	18-8	3.73	34	34	12	4	0	229.1	225	100	95	18	4	65	5	81	2	0
TOTALS	93-69	3.82	162	162	40	10	27	1464	1436	670	621	124	42	482	33	728	36	4
OPP.	69-93	4.58	162	162	24	3	34	1452	1518	814	739	186	35	613	—	760	42	8

WIN STREAK: 7, April 13-19

LOSING STREAK: 8, June 30-July 7



YEAR-BY-YEAR STATISTICAL REVIEW



1983 ANGELS BATTING

PLAYER	AVG	G	AB	R	H	TB	2B	3B	HR	RBI	SH	SF	HP	BB	IBB	SO	SB	CS
Adams	.250	58	112	22	28	36	2	0	2	6	3	0	3	5	0	12	1	1
Beniquez	.305	92	315	44	96	120	15	0	3	34	6	1	4	15	0	29	4	2
Boone	.256	142	468	46	120	165	18	0	9	52	10	7	0	24	1	42	4	3
Brown, M.	.231	31	104	12	24	40	5	1	3	9	0	0	0	7	0	20	1	0
Burleson	.286	33	119	22	34	41	7	0	0	11	2	1	0	12	0	12	0	2
Carew	.339	129	472	66	160	194	24	2	2	44	3	3	1	57	9	48	6	7
Clark	.231	76	212	17	49	75	9	1	5	21	3	1	0	9	0	45	0	0
DeCinces	.281	95	370	49	104	183	19	3	18	65	1	8	0	32	2	56	2	0
Downing	.246	113	403	68	99	173	15	1	19	53	1	2	5	62	4	59	1	2
Ferguson	.074	12	27	3	2	2	0	0	0	2	1	0	0	5	0	8	0	0
Foli	.252	88	330	29	83	99	10	0	2	29	11	2	1	5	1	18	2	3
Grich	.292	120	387	65	113	178	17	0	16	62	4	3	7	76	2	62	2	4
Jackson, Re.	.194	116	397	43	77	135	14	1	14	49	0	5	4	52	5	140	0	2
Jackson, Ro.	.230	102	348	41	80	122	16	1	8	39	1	0	3	27	2	33	2	2
Lubratich	.218	57	156	12	34	43	9	0	0	7	13	1	0	4	0	17	0	1
Lynn	.272	117	437	56	119	211	20	3	22	74	0	6	2	55	10	83	2	2
Narron	.136	10	22	1	3	6	0	0	1	4	0	0	0	1	0	3	0	0
O'Berry	.167	26	60	7	10	14	1	0	1	5	2	0	0	3	0	11	0	0
Pettis	.294	22	85	19	25	42	2	3	3	6	1	0	0	7	0	15	8	3
Schofield	.204	21	54	4	11	22	2	0	3	4	1	0	1	6	0	8	0	0
Sconiers	.274	106	314	49	86	135	19	3	8	46	2	1	0	17	2	41	4	2
Valentine	.240	86	271	30	65	118	10	2	13	43	1	4	0	18	0	48	2	1
Wilfong	.254	65	177	17	45	60	7	1	2	17	2	1	0	10	1	25	0	2
TOTALS	.260	162	5640	722	1467	2214	241	22	154	682	68	46	31	509	39	835	41	39
OPP.	.284	162	5760	779	1636	2393	297	35	130	725	57	50	30	496	71	668	83	61

1983 ANGELS DESIGNATED HITTERS

PLAYER	AVG	G	AB	R	H	TB	2B	3B	HR	RBI	SH	SF	HP	BB	IBB	SO	SB	CS
Beniquez	.300	6	20	6	6	6	0	0	0	2	2	0	0	0	0	3	0	0
Carew	.370	24	100	10	37	42	2	0	1	12	0	1	0	14	3	11	1	3
Clark	.333	2	6	1	2	5	0	0	1	2	0	0	0	1	0	1	0	0
DeCinces	.225	10	40	1	9	9	0	0	0	1	0	0	0	2	0	4	0	0
Downing	.255	26	98	18	25	42	2	0	5	10	0	1	1	14	2	11	0	1
Jackson, Re.	.176	62	227	23	40	64	9	0	5	23	0	3	2	34	3	85	0	1
Jackson, Ro.	.289	16	38	6	11	21	1	0	3	11	0	0	0	5	0	8	0	0
Lynn	.375	2	8	2	3	9	0	0	2	2	0	0	0	1	0	2	0	0
Narron	.250	1	4	0	1	1	0	0	0	2	0	0	0	0	0	0	0	0
Sconiers	.309	27	94	17	29	48	7	0	4	17	0	0	0	5	1	13	1	1
TOTALS	.257	162	635	84	163	247	21	0	21	82	2	5	3	76	9	138	2	6

1983 ANGELS PITCHING

PITCHER	W-L	ERA	G	GS	CG	SHO	SV	IP	H	R	ER	HR	HB	BB	IB	SO	WP	BK
Brown, C.	1-1	7.31	10	0	0	0	0	16	25	13	13	1	0	4	1	7	1	0
Brown, S.	2-3	3.52	12	4	2	1	0	46	45	19	18	4	0	16	1	23	0	0
Corbett	1-1	3.63	11	0	0	0	0	17.1	26	10	7	1	1	4	2	18	0	0
Curtis	1-2	3.80	37	3	0	0	5	90	89	44	38	5	2	40	11	36	8	0
Forsch	11-12	4.06	31	31	11	1	0	219.1	226	107	99	21	4	61	6	81	6	0
Goltz	0-6	6.22	15	6	0	0	0	63.2	81	48	44	10	1	37	2	27	1	1
Hassler	0-5	5.45	42	0	0	0	4	36.1	42	22	22	2	0	17	8	20	5	0
John	11-13	4.33	34	34	9	0	0	234.2	287	126	113	20	2	49	5	65	11	0
Kison	11-5	4.05	26	17	4	1	2	126.2	128	59	57	13	4	43	4	83	0	0
Lacey	1-2	5.19	8	0	0	0	0	8.2	12	5	5	1	0	0	0	7	0	0
McLaughlin	2-4	5.17	16	7	0	0	0	55.2	63	32	32	3	2	22	3	45	0	0
Sanchez	10-8	3.66	56	1	0	0	7	98.1	92	42	40	6	3	40	14	49	2	0
Steiner	3-2	4.82	19	5	0	0	0	61.2	77	40	33	3	3	18	4	25	1	0
Travers	0-3	5.91	10	7	0	0	0	42.2	58	32	28	4	2	19	1	24	4	0
Witt	7-14	4.91	43	19	2	0	5	154	173	90	84	14	6	75	7	77	8	0
Zahn	9-11	3.33	29	28	11	3	0	203	212	90	75	22	0	51	2	81	4	0
TOTALS	70-92	4.32	162	162	39	7	23	1474	1636	779	708	130	30	496	72	668	51	1
OPP.	92-70	3.93	162	162	35	11	37	1483.1	1467	722	648	154	31	509	—	835	35	5

WIN STREAK: 7, May 22-29

LOSING STREAK: 6, Sept. 8-14

CLUB HISTORY





YEAR-BY-YEAR STATISTICAL REVIEW

1984 ANGELS BATTING

PLAYER	AVG	G	AB	R	H	TB	2B	3B	HR	RBI	SH	SF	HP	BB	IBB	SO	SB	CS
Beniquez	.336	110	354	60	119	160	17	0	8	39	4	3	3	18	0	43	0	3
Boone	.202	139	450	33	91	118	16	1	3	32	6	5	0	25	1	45	3	3
Brown	.284	62	148	19	42	77	8	3	7	22	2	0	0	13	1	23	0	2
Burleson	.000	7	4	2	0	0	0	0	0	0	1	0	0	0	0	2	0	0
Carew	.295	93	329	42	97	116	8	1	3	31	5	4	0	40	1	39	4	3
DeCinces	.269	146	547	77	147	236	23	3	20	82	0	12	0	53	4	79	4	1
Downing	.275	156	539	65	148	249	28	2	23	91	3	9	7	70	3	66	0	4
Grich	.256	116	363	60	93	164	15	1	18	58	6	4	2	57	3	70	2	5
Jackson, Re.	.223	143	525	67	117	213	17	2	25	81	1	0	3	55	7	141	8	4
Jackson, Ro.	.165	33	91	5	15	19	2	1	0	5	1	1	0	7	0	13	0	0
Lynn	.271	142	517	84	140	245	28	4	23	79	2	2	2	77	8	97	2	2
Miller	.171	17	41	5	7	7	0	0	0	1	0	0	0	4	0	9	0	0
Narron	.247	69	150	9	37	51	5	0	3	17	1	2	1	8	1	12	0	0
Pettis	.227	140	397	63	90	119	11	6	2	29	5	1	3	60	1	115	48	17
Picciolo	.202	87	119	18	24	33	6	0	1	9	8	1	0	0	0	21	0	1
Schofield	.193	140	400	39	77	105	10	3	4	21	13	0	6	33	0	79	5	2
Sconiers	.244	57	160	14	39	55	4	0	4	17	0	0	0	13	2	17	1	2
Thomas	.138	14	29	3	4	6	0	1	0	2	1	0	0	3	0	4	0	0
Wilfong	.248	108	307	31	76	111	13	2	6	33	6	2	2	20	0	53	3	2
TOTALS	.249	162	5470	696	1363	2084	211	30	150	649	65	46	29	556	32	928	80	51
OPP.	.271	162	5631	697	1526	2273	256	31	143	655	48	54	27	474	59	754	71	50

1984 ANGELS DESIGNATED HITTERS

PLAYER	AVG	G	AB	R	H	TB	2B	3B	HR	RBI	SH	SF	HP	BB	IBB	SO	SB	CS
Brown	.222	3	9	1	2	3	1	0	0	0	0	0	0	1	0	2	0	0
Carew	.500	1	4	0	2	2	0	0	0	0	0	0	0	1	0	0	0	0
DeCinces	.353	5	17	1	6	7	1	0	0	1	0	0	0	5	0	5	0	0
Downing	.222	21	72	8	16	32	4	0	4	15	1	1	0	7	0	9	0	0
Jackson, Re.	.225	134	507	66	114	208	15	2	25	80	1	0	3	55	6	136	8	4
Sconiers	.250	1	4	0	1	1	0	0	0	0	0	0	0	0	0	0	0	0
Wilfong	.000	1	0	0	0	0	0	0	0	0	0	0	0	0	0	0	0	0
TOTALS	.230	162	613	76	141	253	21	2	29	96	2	1	3	69	6	152	8	4

1984 ANGELS PITCHING

PITCHER	W-L	ERA	G	GS	CG	SHO	SV	IP	H	R	ER	HR	HB	BB	IB	SO	WP	BK
Aase	4-1	1.62	23	0	0	0	8	39	30	7	7	1	0	19	5	28	0	0
Brown	0-1	9.00	3	3	0	0	0	11	16	13	11	0	0	9	1	5	1	0
Cliburn	0-0	13.50	1	0	0	0	0	2	3	3	3	0	0	1	1	1	0	0
Corbett	5-1	2.12	45	1	0	0	4	85	76	22	20	2	2	30	12	48	2	0
Curtis	1-2	4.40	17	0	0	0	0	28	30	16	14	4	0	11	1	18	3	0
Forsch	1-1	2.20	2	2	1	0	0	16	14	4	4	2	0	3	0	10	0	0
John	7-13	4.52	32	29	4	1	0	181.1	223	97	91	15	4	56	3	47	11	0
Kaufman	2-3	4.57	29	1	0	0	1	69	68	37	35	13	0	20	4	41	1	1
Kison	4-5	5.37	20	7	0	0	2	65.1	72	42	39	10	6	28	3	66	4	0
LaCorte	1-2	7.06	13	1	0	0	0	29.1	33	26	23	9	0	13	4	13	2	0
Romanick	12-12	3.76	33	33	8	2	0	229.2	240	107	96	23	4	61	3	87	3	0
Sanchez	9-7	3.33	49	0	0	0	11	83.2	84	34	31	10	3	33	9	62	1	1
Slaton	7-10	4.97	32	22	5	1	0	163.2	192	95	90	22	2	56	5	67	6	0
Smith	0-0	18.00	1	0	0	0	0	1	4	2	2	1	0	0	0	0	0	0
Steirer	0-1	16.88	1	1	0	0	0	2.2	6	5	5	0	0	2	1	2	0	0
Swan	0-1	10.80	2	1	0	0	0	5	8	6	6	3	0	0	0	2	0	0
Witt	15-11	3.47	34	34	9	2	0	246.2	227	103	95	17	5	84	3	196	7	1
Zahn	13-10	3.12	28	28	9	5	0	199.1	200	78	69	11	1	48	4	61	3	0
TOTALS	81-81	3.96	162	162	36	12	26	1458	1526	697	641	143	27	474	59	754	44	3
OPP.	81-81	3.78	162	162	31	12	27	1457.1	1363	696	612	150	29	556	—	928	48	12

WIN STREAK: 5, April 17-22

LOSING STREAK: 7, Aug. 15-21



YEAR-BY-YEAR STATISTICAL REVIEW



1985 ANGELS BATTING

PLAYER	AVG	G	AB	R	H	TB	2B	3B	HR	RBI	SH	SF	HP	BB	IBB	SO	SB	CS
Beniquez	.304	132	411	54	125	172	13	5	8	42	9	1	5	34	3	48	4	3
Boone	.248	150	460	37	114	146	17	0	5	55	16	4	3	37	2	35	1	2
Brown	.268	60	153	23	41	64	9	1	4	20	3	0	1	7	0	21	0	1
Carew	.280	127	443	69	124	153	17	3	2	39	9	1	1	64	9	47	5	5
DeCinces	.244	120	427	50	104	188	22	1	20	78	5	7	2	47	11	71	1	4
Downing	.263	150	520	80	137	222	23	1	20	85	5	4	13	78	3	61	5	3
Gerber	.264	65	91	8	24	29	1	2	0	6	3	1	0	2	0	3	0	3
Grich	.242	144	479	74	116	178	17	3	13	53	8	0	3	81	3	77	3	5
Hendrick	.122	16	41	5	5	12	1	0	2	6	0	1	0	4	1	8	0	0
Howell	.197	43	137	19	27	46	4	0	5	18	4	1	0	16	2	33	1	1
Jackson	.252	143	460	64	116	224	27	0	27	85	0	2	1	78	12	138	1	2
Jones	.231	125	389	66	90	174	17	2	21	67	8	2	0	57	2	82	7	4
Keedy	.500	3	4	1	2	6	1	0	1	1	0	0	0	0	0	0	0	1
Linares	.258	18	43	7	11	22	2	0	3	11	0	1	0	2	0	5	2	0
Miller	.375	51	48	8	18	28	2	1	2	7	0	0	1	1	0	10	0	1
Narmon	.220	67	132	12	29	48	4	0	5	14	0	0	0	11	2	17	0	0
Pettis	.257	125	443	67	114	143	10	8	1	32	9	2	0	62	0	125	56	9
Polidor	1.000	2	1	1	1	1	0	0	0	0	0	0	0	0	0	0	0	0
Schofield	.219	147	438	50	96	145	19	3	8	41	12	3	8	35	0	70	11	4
Sconiers	.286	44	98	14	28	42	6	1	2	12	0	3	0	15	0	18	2	1
White	.143	21	7	7	1	1	0	0	0	0	0	1	1	0	3	3	1	1
Wilfong	.189	83	217	16	41	56	3	0	4	13	8	2	0	16	1	32	4	1
TOTALS	.251	162	5442	732	1364	2100	215	31	153	685	99	35	39	648	51	902	106	51
OPP.	.263	162	5531	703	1453	2290	252	36	171	674	48	44	27	514	30	767	79	56

1985 ANGELS DESIGNATED HITTERS

PLAYER	AVG	G	AB	R	H	TB	2B	3B	HR	RBI	SH	SF	HP	BB	IBB	SO	SB	CS
Beniquez	.281	14	32	4	9	16	1	0	2	6	0	0	1	2	0	7	0	0
Brown	.100	7	10	1	1	1	0	0	0	0	0	0	1	1	0	3	0	0
DeCinces	.071	3	14	1	1	1	0	0	0	0	0	0	0	0	0	2	0	0
Downing	.217	25	83	12	18	30	3	0	3	15	0	1	2	13	0	9	1	0
Gerber	.000	1	0	1	0	0	0	0	0	0	0	0	0	0	0	0	0	0
Grich	.238	6	21	0	5	7	2	0	0	1	1	0	0	1	0	3	1	0
Hendrick	.000	1	3	0	0	0	0	0	0	0	0	0	0	0	0	1	0	0
Jackson	.196	52	168	25	33	65	8	0	8	26	0	2	1	35	9	65	0	2
Jones	.262	43	130	27	34	64	8	2	6	30	1	1	0	19	0	30	1	1
Linares	.250	14	40	6	10	21	2	0	3	10	0	1	0	1	0	4	1	0
Miller	.400	4	10	0	4	4	0	0	0	0	0	0	0	0	0	2	0	1
Narmon	.182	7	22	1	4	8	1	0	1	1	0	0	0	1	1	2	0	0
Sconiers	.250	20	68	10	17	27	2	1	2	8	0	2	0	11	0	15	2	1
Wilfong	.000	2	4	0	0	0	0	0	0	0	0	0	0	0	0	0	0	0
TOTALS	.225	162	605	88	136	244	27	3	25	97	2	7	5	84	10	143	6	5

1985 ANGELS PITCHING

PITCHER	W-L	ERA	G	GS	CG	SHO	SV	IP	H	R	ER	HR	HB	BB	IB	SO	WP	BK
Candelaria	7-3	3.80	13	13	1	1	0	71	70	33	30	7	3	24	1	53	2	0
Clements	5-0	3.34	41	0	0	0	1	62	47	23	23	4	2	25	2	19	1	0
Cliburn	9-3	2.09	44	0	0	0	6	99	87	25	23	5	1	26	6	48	2	0
Corbett	3-3	4.89	30	0	0	0	0	46	49	33	25	7	1	20	3	24	0	0
Fowlkes	0-0	9.00	2	0	0	0	0	7	8	7	7	4	0	4	0	5	1	0
Holland	0-1	1.48	15	0	0	0	0	24.1	17	4	4	4	0	10	1	14	1	0
John	2-4	4.70	12	6	0	0	0	38.1	51	22	20	3	1	15	1	17	5	0
Kipper	0-1	21.60	2	1	0	0	0	3.1	7	8	8	1	0	3	0	0	0	0
Lugo	3-4	3.69	20	10	1	0	0	83	86	36	34	10	4	29	1	42	2	0
Mack	0-1	15.43	1	1	0	0	0	2.1	8	4	4	0	0	0	0	0	0	0
McCaskill	12-12	4.70	30	29	6	1	0	189.2	189	105	99	23	4	64	1	102	5	0
Moore	8-8	1.92	65	0	0	0	31	103	91	28	22	9	0	21	3	72	2	0
Romanick	14-9	4.11	31	31	6	1	0	195	210	101	89	29	4	62	1	64	2	3
Sanchez	2-0	5.72	26	0	0	0	2	61.1	67	41	39	9	1	27	3	34	2	0
Slaton	6-10	4.37	29	24	1	0	1	148.1	162	82	72	22	2	63	1	60	8	0
Smith	0-0	7.20	4	0	0	0	0	5	5	4	4	1	0	1	0	3	0	0
Sutton	2-2	3.69	5	5	0	0	0	31.2	27	13	13	6	0	8	0	16	0	0
Witt	15-9	3.56	35	35	6	1	0	250	228	115	99	22	4	98	6	180	11	1
Zahn	2-2	4.38	7	7	1	1	0	37	44	19	18	5	0	14	0	14	1	0
TOTALS	90-72	3.91	162	162	22	8	41	1457.1	1453	703	633	171	27	514	30	767	45	4
OPP.	72-90	4.04	162	162	25	10	34	1455.1	1364	732	653	153	39	648	—	902	28	13

WIN STREAK: 6, April 25-30

LOSING STREAK: 5, July 25-30

CLUB HISTORY





YEAR-BY-YEAR STATISTICAL REVIEW

1986 ANGELS BATTING

PLAYER	AVG	G	AB	R	H	TB	2B	3B	HR	RBI	SH	SF	HP	BB	IBB	SO	SB	CS
Boone	.222	144	442	48	98	135	12	2	7	49	12	6	0	43	1	30	1	0
Burleson	.284	93	271	35	77	106	14	0	5	29	6	1	1	33	1	32	1	3
DeCinces	.256	140	512	69	131	235	20	3	26	96	2	4	2	52	4	74	2	2
Downing	.267	152	513	90	137	232	27	4	20	95	3	8	17	90	2	84	4	4
Grich	.268	98	313	42	84	129	18	0	9	30	10	1	3	39	1	54	1	3
Hendrick	.272	102	283	45	77	134	13	1	14	47	4	3	1	26	5	41	1	1
Howell	.272	63	151	26	41	71	14	2	4	21	3	2	0	19	0	28	2	0
Jackson	.241	132	419	65	101	171	12	2	18	58	0	3	3	92	11	115	1	1
Jones	.229	126	393	73	90	168	21	3	17	49	7	3	3	64	5	87	10	3
Joyner	.290	154	593	82	172	271	27	3	22	100	10	12	2	57	8	58	5	2
McLemore	.000	5	4	0	0	0	0	0	0	0	1	0	0	1	0	2	0	1
Miller	.228	33	57	6	13	17	2	1	0	4	0	1	0	4	0	8	0	0
Narron	.221	57	95	5	21	29	3	1	1	8	1	1	1	9	0	14	0	0
Pettis	.258	154	539	93	139	185	23	4	5	58	15	5	0	69	2	132	50	13
Polidor	.263	6	19	1	5	6	1	0	0	1	0	0	0	1	0	0	0	0
Ryal	.375	13	32	6	12	18	0	0	2	5	0	0	0	2	1	4	1	0
Schofield	.249	139	458	67	114	182	17	6	13	57	9	9	5	48	2	55	23	5
White	.235	29	51	8	12	18	1	1	1	3	0	0	0	6	0	8	6	0
Wilfong	.219	92	288	25	63	89	11	3	3	33	8	2	2	16	2	34	1	4
TOTALS	.255	162	5433	786	1387	2196	236	36	167	743	91	61	40	671	45	860	109	42
OPP.	.248	162	5476	684	1356	2107	228	32	153	652	41	44	27	478	19	955	61	55

1986 ANGELS DESIGNATED HITTERS

PLAYER	AVG	G	AB	R	H	TB	2B	3B	HR	RBI	SH	SF	HP	BB	IBB	SO	SB	CS
Burleson	.275	38	131	18	36	49	4	0	3	12	1	0	0	10	0	18	0	2
DeCinces	.250	3	12	2	3	5	2	0	0	0	0	0	0	0	0	2	0	0
Downing	.243	10	37	6	9	20	3	1	2	5	0	1	1	6	0	8	0	0
Hendrick	.250	4	8	1	2	2	0	0	0	1	0	0	0	1	0	1	0	0
Howell	.000	2	3	1	0	0	0	0	0	0	0	0	0	1	0	0	0	0
Jackson	.236	121	403	63	95	164	11	2	18	54	0	3	3	89	11	113	1	1
Miller	.667	2	3	1	2	3	1	0	0	0	0	0	0	1	0	0	0	0
Narron	.667	2	3	0	2	2	0	0	0	2	0	1	0	1	0	0	0	0
Pettis	.000	1	0	1	0	0	0	0	0	0	0	0	0	0	0	0	0	0
Ryal	.500	2	2	1	1	4	0	0	1	2	0	0	0	0	0	0	0	0
TOTALS	.249	162	602	94	150	249	21	3	24	76	1	5	4	109	11	142	1	3

1986 ANGELS PITCHING

PITCHER	W-L	ERA	G	GS	CG	SHO	SV	IP	H	R	ER	HR	HB	BB	IB	SO	WP	BK
Bryden	2-1	6.55	16	0	0	0	0	34.1	38	25	25	4	2	21	0	25	2	0
Candelaria	10-2	2.55	16	16	1	1	0	91.2	68	30	26	4	3	26	2	81	2	1
Chadwick	0-5	7.24	7	7	0	0	0	27.1	39	26	22	5	1	15	0	9	1	0
Cook	0-2	9.00	5	1	0	0	0	9	13	12	9	3	0	7	1	6	0	0
Corbett	4-2	3.66	46	0	0	0	10	78.2	66	36	32	11	1	22	2	36	2	0
Finley	3-1	3.30	25	0	0	0	0	46.1	40	17	17	2	1	23	1	37	2	0
Fischer	0-0	4.24	9	0	0	0	0	17	18	8	8	4	0	8	2	7	0	1
Forsch	0-1	9.53	10	0	0	0	1	17	24	21	18	4	2	10	0	13	0	0
Forster	4-1	3.51	41	0	0	0	5	41	47	18	16	2	3	17	1	28	0	0
Fraser	0-0	8.31	1	1	0	0	0	4	6	4	4	0	0	1	0	2	0	0
Lucas	4-1	3.15	27	0	0	0	2	45.2	45	19	16	1	0	6	0	31	5	0
Lugo	1-1	3.80	6	3	0	0	0	21.1	21	9	9	4	0	6	0	9	0	0
McCaskill	17-10	3.36	34	33	10	2	0	246.1	207	98	92	19	5	92	1	202	10	2
Moore	4-5	2.97	49	0	0	0	21	72.2	60	28	24	10	0	22	4	53	4	1
Romanick	5-8	5.50	18	18	1	1	0	106.1	124	68	65	13	0	44	0	38	4	0
Ruhle	1-3	4.15	16	3	0	0	1	47.2	46	25	22	5	1	7	0	23	1	0
Slaton	4-6	5.65	14	12	0	0	0	73.1	84	52	46	9	2	29	4	31	1	0
Sutton	15-11	3.74	34	34	3	1	0	207	192	93	86	31	3	49	2	116	4	1
Witt	18-10	2.84	34	34	14	3	0	269	218	95	85	22	3	73	2	208	6	0
TOTALS	92-70	3.84	408	162	29	12	40	1456	1356	684	621	153	27	478	19	955	44	6
OPP.	70-92	3.88	162	162	27	10	30	1443	1387	786	302	167	40	671	—	860	48	11

WIN STREAK: 7, Aug. 24-31

LOSING STREAK: 5, May 21-25



YEAR-BY-YEAR STATISTICAL REVIEW



1987 ANGELS BATTING

PLAYER	AVG	G	AB	R	H	TB	2B	3B	HR	RBI	SH	SF	HP	BB	IBB	SO	SB	CS
Armas	.198	28	81	8	16	30	3	1	3	9	1	1	0	1	0	11	1	0
Boone	.242	128	389	42	94	121	18	0	3	33	14	3	1	35	0	36	0	2
Buckner	.306	57	183	16	56	79	12	1	3	32	1	1	0	9	1	7	1	0
DeCinces	.234	133	453	65	106	177	23	0	16	63	2	3	2	70	6	87	3	4
Downing	.272	155	567	110	154	276	29	3	29	77	2	3	17	106	6	85	5	5
Eppard	.333	8	9	2	3	3	0	0	0	0	0	0	0	2	0	0	0	0
Fimble	.200	13	10	1	2	2	0	0	0	1	0	0	0	1	0	2	0	0
Hendrick	.241	65	162	14	39	64	10	0	5	25	0	0	0	14	1	18	0	0
Howell	.245	138	449	64	110	207	18	5	23	64	1	2	2	57	4	118	4	3
Jones	.245	85	192	25	47	83	8	2	8	28	1	0	0	20	2	38	2	1
Joyner	.285	149	564	100	161	298	33	1	34	117	2	10	5	72	12	64	8	2
McLemore	.236	138	433	61	102	130	13	3	3	41	15	3	0	48	0	72	25	8
Miller	.241	53	108	14	26	43	5	0	4	16	2	3	2	9	0	13	1	0
Pettis	.208	133	394	49	82	102	13	2	1	17	1	0	1	52	0	124	24	5
Polidor	.263	63	137	12	36	45	3	0	2	15	0	1	1	2	0	15	0	0
Ray	.346	30	127	16	44	55	11	0	0	15	1	1	0	3	0	10	0	0
Ryal	.200	58	100	7	20	41	6	0	5	18	1	0	0	3	1	15	0	0
Schofield	.251	134	479	52	120	170	17	3	9	46	10	3	2	37	0	63	19	3
White	.263	159	639	103	168	283	33	5	24	87	14	2	2	39	2	135	32	11
Wilson	.500	7	2	5	1	1	0	0	0	0	1	0	0	1	0	0	0	0
Wynegar	.207	31	92	4	19	21	2	0	0	5	1	0	0	9	0	13	0	0
TOTALS	.252	162	5570	770	1406	2231	257	26	172	709	70	36	35	590	35	926	125	44
OPP.	.264	162	5600	803	1481	2408	243	24	212	755	50	34	32	504	30	941	72	58

1987 ANGELS DESIGNATED HITTERS

PLAYER	AVG	G	AB	R	H	TB	2B	3B	HR	RBI	SH	SF	HP	BB	IBB	SO	SB	CS
Boone	1.000	1	1	0	1	1	0	0	0	0	0	0	0	0	0	0	0	0
Buckner	.275	39	149	14	41	60	10	0	3	23	1	1	0	9	1	5	1	0
DeCinces	.000	1	1	0	0	0	0	0	0	0	0	0	0	0	0	1	0	0
Downing	.273	118	444	85	121	221	22	3	24	63	2	2	12	84	4	63	2	4
Hendrick	.000	5	4	0	0	0	0	0	0	0	0	0	0	0	0	0	0	0
Jones	.667	3	3	0	2	2	0	0	0	0	0	0	0	2	0	0	0	0
McLemore	.000	3	1	1	0	0	0	0	0	0	0	0	0	0	0	1	0	1
Miller	—	1	—	1	0	0	0	0	0	0	0	0	0	0	0	0	0	0
Ray	.500	1	4	1	2	2	0	0	0	0	0	0	0	0	0	0	0	0
Ryal	.235	5	17	2	4	8	1	0	1	2	0	0	0	0	0	3	0	0
Schofield	.750	1	4	0	3	5	2	0	0	1	0	0	0	0	0	1	0	0
Wilson	1.000	2	1	2	1	1	0	0	0	0	0	0	0	0	0	0	0	0
Wynegar	.000	1	1	0	0	0	0	0	0	0	0	0	0	0	0	0	0	0
TOTALS	.278	162	630	106	175	300	35	3	28	89	3	3	12	95	5	74	3	5

1987 ANGELS PITCHING

PITCHER	W-L	ERA	G	GS	CG	SHO	SV	IP	H	R	ER	HR	HB	BB	IB	SO	WP	BK
Buice	6-7	3.39	57	0	0	0	17	114	87	45	43	12	2	40	3	109	3	0
Candelaria	8-6	4.71	20	20	0	0	0	116.2	127	70	61	17	1	20	0	74	0	0
Cook	1-2	5.50	16	1	0	0	0	34.1	34	21	21	7	0	18	0	27	3	1
Finley	2-7	4.67	35	3	0	0	0	90.2	102	54	47	7	3	43	3	63	4	3
Fraser	10-10	3.92	36	23	5	1	1	176.2	160	85	77	26	6	63	3	106	12	1
Garcia	0-0	16.20	1	0	0	0	0	1.2	3	4	3	0	0	3	0	0	1	0
Harvey	0-0	0.00	3	0	0	0	0	5	6	0	0	0	0	2	0	3	3	0
Lazorko	5-6	4.59	26	11	2	0	0	117.2	108	68	60	20	2	44	5	55	3	1
Lucas	1-5	3.63	48	0	0	0	3	74.1	66	41	30	7	2	35	5	44	3	1
Lugo	0-2	9.32	7	5	0	0	0	28	42	34	29	8	0	18	0	24	3	0
McCasill	4-6	5.67	14	13	1	1	0	74.2	84	52	47	14	2	34	0	56	1	0
Minton	5-4	3.08	41	0	0	0	10	76	71	28	26	4	1	29	4	35	2	0
Moore	2-2	2.70	14	0	0	0	5	26.2	28	12	8	2	0	13	2	17	0	0
Reuss	4-5	5.25	17	16	1	1	0	82.1	112	60	48	16	2	17	1	37	3	0
Sutton	11-11	4.70	35	34	1	0	0	191.2	199	101	100	38	7	41	0	99	7	0
Witt	16-14	4.01	36	36	10	0	0	247	252	128	110	34	4	84	4	192	6	0
TOTALS	75-87	4.38	162	162	20	7	36	1457.1	1481	803	709	212	32	504	30	941	54	7
OPP.	87-75	4.19	162	162	25	11	36	1462	1406	770	681	172	35	590	35	926	58	15

WIN STREAK: 8, June 21-29

LOSING STREAK: 9, May 22-31

CLUB HISTORY





YEAR-BY-YEAR STATISTICAL REVIEW

1988 ANGELS BATTING

PLAYER	AVG	G	AB	R	H	TB	2B	3B	HR	RBI	SH	SF	HP	BB	IBB	SO	SB	CS
Armas	.272	120	368	42	100	163	20	2	13	49	1	2	0	22	0	87	1	3
Bichette	.261	21	46	1	12	14	2	0	0	8	0	4	0	0	0	7	0	0
Boone	.295	122	352	38	104	136	17	0	5	39	9	0	2	29	2	26	2	2
Bosley	.280	35	75	9	21	26	5	0	0	7	1	3	0	6	0	12	1	1
Brown	.220	18	50	4	11	13	2	0	0	3	1	0	0	1	0	12	0	0
Buckner	.209	19	43	1	9	9	0	0	0	9	0	1	0	4	0	0	2	0
Davis, C.	.268	158	600	81	161	259	29	3	21	93	1	10	0	56	14	118	9	10
Davis, D.	.000	6	12	1	0	0	0	0	0	0	0	0	1	0	0	3	0	0
Dorsett	.091	7	11	0	1	1	0	0	0	2	0	0	0	1	0	5	0	0
Downing	.242	135	484	80	117	214	18	2	25	64	5	6	14	81	5	63	3	4
Eppard	.283	56	113	7	32	37	3	1	0	14	2	0	0	11	0	15	0	0
Hendrick	.244	69	127	12	31	41	1	0	3	19	1	3	1	7	1	20	0	1
Howell	.254	154	500	59	127	211	32	2	16	63	4	2	6	46	8	130	2	6
Joyner	.295	158	597	81	176	250	31	2	13	85	0	6	5	55	14	51	8	2
McLemore	.240	77	233	38	56	77	11	2	2	16	5	2	0	25	0	28	13	7
Miller	.221	70	140	21	31	43	4	1	2	7	3	0	5	9	0	29	2	1
Noboa	.063	21	16	4	1	1	0	0	0	0	0	0	0	0	0	1	0	0
Polidor	.148	54	81	4	12	15	3	0	0	4	3	0	0	3	0	11	0	0
Ramos	.133	10	15	3	2	2	0	0	0	0	0	0	0	0	0	0	0	0
Ray	.306	153	602	75	184	258	42	7	6	83	9	8	4	36	2	38	4	1
Redfield	.000	1	2	0	0	0	0	0	0	0	0	0	0	0	0	0	0	0
Schofield	.239	155	527	61	126	167	11	6	6	34	11	2	9	40	0	57	20	5
Walker	.154	33	78	8	12	13	1	0	0	2	2	0	0	6	0	15	2	1
White	.259	122	455	76	118	177	22	2	11	51	5	1	2	23	1	84	17	8
Wynegar	.255	27	55	8	14	23	4	1	1	8	0	2	0	8	1	7	0	0
TOTALS	.261	162	5582	714	1458	2150	258	31	124	660	63	52	49	469	48	819	86	52
OPP.	.270	162	5568	771	1503	2235	253	37	135	711	52	67	42	568	67	817	98	64

1988 ANGELS DESIGNATED HITTERS

PLAYER	AVG	G	AB	R	H	TB	2B	3B	HR	RBI	SH	SF	HP	BB	IBB	SO	SB	CS
Armas	.091	5	11	1	1	4	0	0	1	1	0	0	0	2	0	2	0	0
Bosley	.250	2	4	1	1	1	0	0	0	0	0	0	0	1	0	1	0	0
Buckner	.184	11	38	1	7	7	0	0	0	3	0	0	0	2	0	0	2	0
Davis, C.	.154	3	13	2	2	5	0	0	1	2	0	0	0	0	0	4	0	0
Downing	.241	132	481	80	116	213	18	2	25	64	5	6	14	81	5	63	3	4
Eppard	.310	10	29	3	9	9	0	0	0	4	1	0	0	2	0	4	0	0
Hendrick	.143	3	7	1	1	1	0	0	0	1	0	0	0	1	1	2	0	0
McLemore	.000	1	1	1	0	0	0	0	0	0	0	0	0	0	0	0	0	0
Miller	.000	1	1	0	0	0	0	0	0	0	0	0	0	0	0	0	0	0
Polidor	.000	1	0	0	0	0	0	0	0	0	0	0	0	0	0	0	0	0
Ray	.304	6	23	1	7	9	2	0	0	5	0	0	0	2	0	2	0	0
TOTALS	.237	162	608	91	144	249	20	2	27	80	6	6	14	91	6	78	5	4

1988 ANGELS PITCHING

PITCHER	W-L	ERA	G	GS	CG	SHO	SV	IP	H	R	ER	HR	HB	BB	IB	SO	WP	BK
Buice	2-4	5.88	32	0	0	0	3	41.1	45	29	27	5	0	19	3	38	3	2
Clark	6-6	5.07	15	15	2	1	0	94	120	54	53	8	0	31	6	39	5	2
Cliburn	4-2	4.07	40	1	0	0	0	84	83	45	38	11	6	32	6	42	1	4
Cook	0-1	4.91	3	0	0	0	0	3.2	4	2	2	0	1	1	0	2	1	0
Corbett	2-1	4.14	34	0	0	0	1	45.2	47	23	21	2	0	23	3	28	2	0
DiMichele	0-0	9.64	4	0	0	0	0	4.2	5	5	5	2	0	2	0	1	0	1
Finley	9-15	4.17	31	31	2	0	0	194.1	191	95	90	15	6	82	7	111	5	8
Fraser	12-13	5.41	34	32	2	0	0	194.2	203	129	117	33	9	80	7	86	12	6
Harvey	7-5	2.13	50	0	0	0	17	76	59	22	18	4	1	20	6	67	4	1
Krawczyk	0-1	4.81	14	1	0	0	1	24.1	29	13	13	2	2	8	1	17	2	0
Lazorko	0-1	3.35	10	3	0	0	0	37.2	37	15	14	5	1	16	0	19	0	1
Lovelace	0-0	13.50	3	0	0	0	0	1.1	2	2	2	1	0	3	0	0	0	0
Lugo	0-0	9.00	1	0	0	0	0	2	2	2	2	1	0	1	0	1	0	0
McCaskill	8-6	4.31	23	23	4	2	0	146.1	155	78	70	9	1	61	3	98	13	2
Minton	4-5	2.85	44	0	0	0	7	79	67	37	25	1	3	34	10	46	4	1
Monteleone	0-0	0.00	3	0	0	0	0	4.1	4	0	0	0	1	1	1	3	0	1
Moore	5-2	4.91	27	0	0	0	4	33	48	20	18	4	0	8	2	22	2	4
Petry	3-9	4.38	22	22	4	1	0	139.2	139	70	68	18	6	59	5	64	5	2
Witt	13-16	4.15	34	34	12	2	0	249.2	263	130	115	14	5	87	7	133	9	2
TOTALS	75-87	4.32	162	162	26	9	33	1455.2	1503	771	698	135	42	568	67	817	68	37
OPP.	87-75	3.89	162	162	26	7	48	1460.2	1458	714	632	124	49	469	48	819	35	43

WIN STREAK: 7, July 6-15 & July 27-Aug. 2

LOSING STREAK: 12, Sept. 19-Oct. 2



YEAR-BY-YEAR STATISTICAL REVIEW



1989 ANGELS BATTING

PLAYER	AVG	G	AB	R	H	TB	2B	3B	HR	RBI	SH	SF	HP	BB	IBB	SO	SB	CS
Anderson	.229	86	223	27	51	59	6	1	0	17	6	1	1	17	0	42	1	2
Armas	.257	60	202	22	52	94	7	1	11	30	0	2	0	7	2	48	0	0
Bichette	.210	48	138	13	29	45	7	0	3	15	0	2	0	6	0	24	3	0
Brady	.500	2	2	0	1	2	1	0	0	1	0	0	0	0	0	1	0	0
Davis	.271	154	560	81	152	244	24	1	22	90	3	6	0	61	12	109	3	0
DiSarcina	.000	2	0	0	0	0	0	0	0	0	0	0	0	0	0	0	0	0
Downing	.283	142	544	59	154	225	25	2	14	59	0	4	6	56	3	87	0	2
Eppard	.250	12	12	0	3	3	0	0	0	2	0	0	0	1	0	4	0	0
Hoffman	.212	48	104	9	22	28	3	0	1	3	4	0	1	3	0	13	0	2
Howell	.228	144	474	56	108	195	19	4	20	52	3	1	3	52	9	125	0	3
Joyner	.282	159	593	78	167	249	30	2	16	79	1	8	6	46	7	58	3	2
McLemore	.243	32	103	12	25	30	3	1	0	14	3	1	1	7	0	19	6	1
Orton	.179	16	39	4	7	8	1	0	0	4	1	0	0	2	0	17	0	0
Parrish	.238	124	433	48	103	168	12	1	17	50	1	4	2	42	6	104	1	1
Ray	.289	134	530	52	153	190	16	3	5	62	4	12	0	36	3	30	6	3
Rose	.211	14	38	4	8	16	1	2	1	3	1	0	1	2	0	10	0	0
Schofield	.228	91	302	42	69	96	11	2	4	26	11	2	3	28	0	47	9	3
Schroeder	.203	41	138	16	28	48	2	0	6	15	3	0	0	3	0	44	0	0
Tingley	.333	4	3	0	1	1	0	0	0	0	0	0	0	1	0	0	0	0
Venable	.358	20	53	7	19	23	4	0	0	4	3	0	0	1	0	16	0	0
Washington	.273	110	418	53	114	179	18	4	13	42	3	1	2	27	3	84	13	5
White	.245	156	636	86	156	236	18	13	12	56	7	2	2	31	3	129	44	16
TOTALS	.256	162	5545	669	1422	2139	208	37	145	624	54	46	28	429	48	1011	89	40
OPP.	.253	162	5470	578	1384	1968	201	22	113	551	54	50	29	465	19	897	111	42

1989 ANGELS DESIGNATED HITTERS

PLAYER	AVG	G	AB	R	H	TB	2B	3B	HR	RBI	SH	SF	HP	BB	IBB	SO	SB	CS
Anderson	.333	1	3	0	1	1	0	0	0	1	1	0	0	0	0	0	0	0
Armas	.278	6	18	4	5	13	2	0	2	4	0	1	0	1	1	4	0	0
Davis	.227	6	22	1	5	8	3	0	0	2	0	0	0	2	0	7	0	0
Downing	.284	141	543	59	154	225	25	2	14	59	0	4	6	56	3	87	0	2
Hoffman	.000	1	4	0	0	0	0	0	0	0	0	0	0	0	0	0	0	0
Parrish	.250	2	8	0	2	4	2	0	0	2	0	0	0	0	0	1	0	0
Washington	.214	7	28	2	6	8	0	1	0	3	0	0	0	2	0	5	0	0
White	.000	1	0	1	0	0	0	0	0	0	0	0	0	0	0	0	0	0
TOTALS	.277	162	629	67	174	260	32	3	16	72	1	5	6	61	4	105	0	2

1989 ANGELS PITCHING

PITCHER	W-L	ERA	G	GS	CG	SHO	SV	IP	H	R	ER	HR	HB	BB	IB	SO	WP	BK
Abbott	12-12	3.92	29	29	4	2	0	181.1	190	95	79	13	4	74	3	115	8	2
Blyleven	17-5	2.73	33	33	8	5	0	241	225	76	73	14	8	44	2	131	2	0
Clark	0-2	4.91	4	2	0	0	0	11	13	8	6	0	0	3	0	7	2	1
Corbett	0-0	3.38	4	0	0	0	0	5.1	3	2	2	1	0	1	0	3	0	0
Fetters	0-0	8.10	1	0	0	0	0	3.1	5	4	3	1	0	1	0	4	2	0
Finley	16-9	2.57	29	29	9	1	0	199.2	171	64	57	13	2	82	0	156	4	2
Fraser	4-7	3.24	44	0	0	0	2	91.2	80	33	33	6	5	23	4	46	5	0
Harvey	3-3	3.44	51	0	0	0	25	55	36	21	21	6	0	41	1	78	5	0
McCaskill	15-10	2.93	32	32	6	4	0	212	202	73	69	16	3	59	1	107	7	2
McClure	6-1	1.55	48	0	0	0	3	52.1	39	14	9	2	1	15	1	36	2	2
Minton	4-3	2.20	62	0	0	0	8	90	76	22	22	4	2	37	4	42	3	0
Monteleone	2-2	3.18	24	0	0	0	0	39.2	39	15	14	3	1	13	1	27	2	0
Petry	3-2	5.47	19	4	0	0	0	51	53	32	31	8	1	23	0	21	2	0
Witt	9-15	4.54	33	33	5	0	0	220	252	119	111	26	2	48	1	123	7	0
TOTALS	91-71	3.28	162	162	32	20	38	1454.1	1384	578	530	113	29	465	19	897	51	9
OPP.	71-91	3.67	162	162	32	9	35	1447.2	1422	669	591	145	28	429	48	1011	47	11

WIN STREAK: 7, July 18-25

LOSING STREAK: 7, June 7-14





YEAR-BY-YEAR STATISTICAL REVIEW

1990 ANGELS BATTING

PLAYER	AVG	G	AB	R	H	TB	2B	3B	HR	RBI	SH	SF	HP	BB	IBB	SO	SB	CS
Anderson	.229	86	223	27	51	59	6	1	0	17	6	1	1	17	0	42	1	2
Bichette	.255	109	349	40	89	151	15	1	15	53	1	2	3	16	1	79	5	2
Coachman	.311	16	45	3	14	17	3	0	0	5	1	0	2	1	0	7	0	1
Davis	.265	113	412	58	109	164	17	1	12	58	0	3	0	61	4	89	1	2
DiSarcina	.140	18	57	8	8	11	1	1	0	0	1	0	0	3	0	10	1	0
Downing	.273	96	330	47	90	154	18	2	14	51	0	4	6	50	2	45	0	0
Hill	.264	103	352	36	93	124	18	2	3	32	6	4	1	29	1	27	1	2
Howell	.228	105	316	35	72	117	19	1	8	33	1	2	1	46	5	61	3	0
Joyner	.268	83	310	35	83	122	15	0	8	41	1	5	1	41	4	34	2	1
McLemore	.146	20	48	4	7	9	2	0	0	2	1	0	0	4	0	9	1	0
Orton	.190	31	84	8	16	24	5	0	1	6	2	0	1	5	0	31	0	1
Parrish	.268	133	470	54	126	212	14	0	24	70	0	2	5	46	4	107	2	2
Polonia	.336	109	381	50	128	159	7	9	2	32	3	3	1	25	1	42	20	14
Ray	.277	105	404	47	112	150	23	0	5	43	3	3	0	19	2	44	2	3
Rose	.385	7	13	5	5	8	0	0	1	2	1	0	0	2	0	1	0	0
Schofield	.255	99	310	41	79	92	8	1	1	18	13	2	2	52	3	61	3	4
Schroeder	.224	18	58	7	13	28	3	0	4	9	0	0	0	1	0	10	0	0
Schu	.268	61	157	19	42	68	8	0	6	14	0	1	0	11	0	25	0	0
Stevens	.214	67	248	28	53	84	10	0	7	32	2	3	0	22	3	75	1	1
Tingley	.000	5	3	0	0	0	0	0	0	0	0	0	0	1	0	0	0	0
Venable	.259	93	189	26	49	76	9	3	4	21	7	2	0	24	2	31	5	1
Washington	.176	12	34	3	6	10	1	0	1	3	0	0	0	2	0	8	1	0
White	.217	125	443	57	96	152	17	3	11	44	10	3	3	44	5	116	21	6
Winfield	.275	112	414	63	114	193	18	2	19	72	1	6	1	48	3	68	0	15
TOTALS	.260	162	5570	690	1448	2180	237	27	147	646	58	45	28	566	41	1000	69	43
OPP.	.267	162	5548	706	1482	2103	235	34	106	660	47	46	38	544	25	944	91	69

1990 ANGELS DESIGNATED HITTERS

PLAYER	AVG	G	AB	R	H	TB	2B	3B	HR	RBI	SH	SF	HP	BB	IBB	SO	SB	CS
Coachman	.000	2	5	0	0	0	0	0	0	0	0	0	0	0	0	1	0	0
Davis	.284	60	225	35	64	97	13	1	6	30	0	2	0	34	3	43	0	2
Downing	.280	87	322	47	90	154	18	2	14	51	0	4	6	49	2	44	0	0
Hill	.000	1	1	0	0	0	0	0	0	0	0	0	0	0	0	0	0	0
Parrish	.500	1	4	1	2	4	1	0	0	1	0	0	0	0	0	0	0	0
Polonia	.333	11	45	3	15	16	1	0	0	3	0	0	0	1	0	5	2	3
Ray	.250	1	4	0	1	1	0	0	0	0	0	0	0	0	0	0	0	0
Winfield	.364	3	11	3	4	8	1	0	1	2	0	0	0	4	0	3	0	0
TOTALS	.285	162	617	89	176	280	35	3	21	87	0	7	6	88	5	96	2	5

1990 ANGELS PITCHING

PITCHER	W-L	ERA	G	GS	CG	SHO	SV	IP	H	R	ER	HR	HB	BB	IB	SO	WP	BK
Abbott	10-14	4.51	33	33	4	1	0	211.2	246	116	106	16	5	72	6	105	4	3
Bailes	2-0	6.37	27	0	0	0	0	35.1	46	30	25	8	1	20	0	16	0	0
Blyleven	8-7	5.24	23	23	2	0	0	134	163	85	78	15	7	25	0	69	6	0
Clear	0-0	5.87	4	0	0	0	0	7.2	5	7	5	0	2	9	0	6	1	0
Corbett	0-0	9.00	4	0	0	0	0	5	8	5	5	0	0	3	0	2	0	0
Eichhorn	2-5	3.08	60	0	0	0	13	84.2	98	36	29	2	6	23	0	69	2	0
Fetters	1-1	4.12	26	2	0	0	1	67.2	77	33	31	9	2	20	0	35	3	0
Finley	18-9	2.40	32	32	7	2	0	236	210	77	63	17	2	81	3	177	9	0
Fraser	5-4	3.08	45	0	0	0	2	76	69	29	26	4	0	24	3	32	1	0
Grahe	3-4	4.98	8	8	0	0	0	43.1	51	30	24	3	3	23	1	25	1	0
Harvey	4-4	3.22	54	0	0	0	25	64.1	45	24	23	4	0	35	6	82	7	1
Hill	0-0	0.00	1	0	0	0	0	1	0	0	0	0	0	1	0	1	0	0
Langston	10-17	4.40	33	33	5	1	0	223	215	120	109	13	5	104	1	195	8	0
Lewis	1-1	2.20	2	2	1	0	0	16.1	10	4	4	2	0	2	0	9	0	0
McCaskill	12-11	3.25	29	29	2	1	0	174.1	161	77	63	9	2	72	1	78	6	1
McClure	2-0	6.43	11	0	0	0	0	7	7	6	5	0	0	3	0	6	0	1
Minton	1-1	2.35	11	0	0	0	0	15.1	11	4	4	1	1	7	1	4	0	0
Richardson	0-0	0.00	1	0	0	0	0	.1	1	0	0	0	0	0	0	0	0	0
Witt	0-3	1.77	10	0	0	0	1	20.1	19	9	4	1	1	13	2	14	1	0
Young	1-1	3.52	17	0	0	0	0	30.2	40	14	12	2	1	7	1	19	1	0
TOTALS	80-82	3.79	162	162	21	13	42	1454	1482	706	613	106	8	544	25	944	50	6
OPP.	82-80	3.72	162	162	12	6	55	1458.1	1448	690	602	147	28	566	41	1000	41	5

WIN STREAK: 7, May 21-27

LOSING STREAK: 5, May 3-7



YEAR-BY-YEAR STATISTICAL REVIEW



1991 ANGELS BATTING

PLAYER	AVG	G	AB	R	H	TB	2B	3B	HR	RBI	SH	SF	HP	BB	IBB	SO	SB	CS
Abner	.228	41	101	12	23	37	6	1	2	9	0	0	0	4	0	18	1	2
Amaro	.217	10	23	0	5	6	1	0	0	2	0	0	0	3	1	3	0	0
Cron	.133	6	15	0	2	2	0	0	0	0	0	0	0	2	0	5	0	0
Davis	.000	3	2	0	0	0	0	0	0	0	0	0	0	0	0	0	0	0
DiSarcina	.211	18	57	5	12	14	2	0	0	3	2	0	2	3	0	4	0	0
Felix	.283	66	230	32	65	85	10	2	2	26	0	2	3	11	0	55	7	5
Flora	.125	3	8	1	1	1	0	0	0	0	1	0	0	1	0	5	1	0
Gaetti	.246	152	586	58	144	222	22	1	18	66	2	5	8	33	3	104	5	5
Gallagher	.293	90	270	32	79	99	17	0	1	30	10	0	2	24	0	43	2	4
Hill	.239	77	209	36	50	63	8	1	1	20	3	0	0	30	1	21	1	0
Howell	.210	32	81	11	17	25	2	0	2	7	0	0	0	11	0	11	1	1
Joyner	.301	143	551	79	166	269	34	3	21	96	2	5	1	52	4	66	2	0
Lyons	.200	2	5	0	1	1	0	0	0	0	0	0	0	0	0	0	0	0
Marshall	.000	2	7	0	0	0	0	0	0	0	0	0	0	0	0	1	0	0
Orton	.203	29	69	7	14	18	4	0	0	3	4	0	1	10	0	17	0	1
Parker	.232	119	466	45	108	167	22	2	11	56	0	3	3	29	3	91	3	2
Parrish	.216	119	402	38	87	156	12	0	19	51	0	3	5	35	2	117	0	1
Polonia	.296	150	604	92	179	229	28	8	2	50	2	3	1	52	4	74	48	23
Rose	.277	22	65	5	18	28	5	1	1	8	0	1	0	3	0	13	0	0
Schofield	.225	134	427	44	96	111	9	3	0	31	7	0	3	50	2	69	8	4
Sojo	.258	113	364	38	94	119	14	1	3	20	19	0	5	14	0	26	5	2
Stevens	.293	18	58	8	17	24	7	0	0	9	1	1	0	6	2	12	1	2
Tingley	.200	45	115	11	23	33	7	0	1	13	4	0	1	8	0	34	1	1
Venable	.246	82	187	24	46	67	8	2	3	21	4	2	2	11	2	30	2	1
Winfield	.262	150	568	75	149	268	27	4	28	86	2	6	1	56	4	109	7	2
TOTALS	.255	162	5470	653	1396	2044	245	29	115	607	63	31	38	448	28	928	94	56
OPP.	.250	162	5399	649	1351	2066	250	21	141	609	43	35	38	543	29	990	89	72

1991 ANGELS DESIGNATED HITTERS

PLAYER	AVG	G	AB	R	H	TB	2B	3B	HR	RBI	SH	SF	HP	BB	IBB	SO	SB	CS
Abner	.000	3	0	1	0	0	0	0	0	0	0	0	0	0	0	0	0	0
Amaro	.000	1	0	0	0	0	0	0	0	0	0	0	0	0	0	0	0	0
Cron	.000	1	0	0	0	0	0	0	0	0	0	0	0	0	0	0	0	0
Gallagher	1.000	2	2	0	2	3	1	0	0	0	0	0	0	0	0	0	0	0
Howell	.000	1	1	0	0	0	0	0	0	0	0	0	0	0	0	0	0	0
Marshall	.000	1	3	0	0	0	0	0	0	0	0	0	0	0	0	0	0	0
Orton	.000	1	0	0	0	0	0	0	0	0	0	0	0	0	0	0	0	0
Parker	.232	119	466	45	108	167	22	2	11	56	0	3	3	29	3	91	3	2
Parrish	.143	5	2	2	3	6	0	0	1	1	0	0	0	3	0	5	0	0
Polonia	.313	4	16	3	5	5	0	0	0	0	0	0	0	0	0	3	2	1
Sojo	.000	1	0	1	0	0	0	0	0	0	0	0	0	0	0	0	0	0
Venable	.000	3	1	1	0	0	0	0	0	0	0	0	0	0	0	0	0	1
Winfield	.256	34	125	14	32	52	5	0	5	16	1	1	0	16	2	31	3	1
TOTALS	.236	162	636	67	150	223	28	2	17	73	1	4	3	48	5	130	8	5

1991 ANGELS PITCHING

PITCHER	W-L	ERA	G	GS	CG	SHO	SV	IP	H	R	ER	HR	HB	BB	IB	SO	WP	BK
Abbott, J.	18-11	2.89	34	34	5	1	0	243	222	85	78	14	5	73	6	158	1	4
Abbott, K.	1-2	4.58	5	3	0	0	0	19.2	22	11	10	2	1	13	0	12	1	1
Bailes	1-2	4.18	42	0	0	0	0	51.2	41	26	24	5	4	22	5	41	2	0
Bannister	0-0	3.96	16	0	0	0	0	25	25	12	11	5	0	10	1	16	1	0
Beasley	0-1	3.38	22	0	0	0	0	26.2	26	14	10	2	1	10	1	14	2	0
Eichhorn	3-3	1.98	70	0	0	0	1	81.2	63	21	18	2	2	13	1	49	0	0
Fetters	2-5	4.84	19	4	0	0	0	44.2	53	29	24	4	3	28	2	24	4	0
Finley	18-9	3.80	34	34	4	2	0	227.1	205	102	96	23	8	101	1	171	6	3
Grahe	3-7	4.81	18	10	1	0	0	73	84	43	39	2	3	33	0	40	2	0
Harvey	2-4	1.60	67	0	0	0	46★	78.2	51	20	14	6	1	17	3	101	2	2
Langston	19-8	3.00	34	34	7	0	0	246.1	190	89	82	30	2	96	3	183	6	0
Lewis	3-5	6.27	16	11	0	0	0	60.1	81	43	42	9	2	21	0	37	3	0
McCasill	10-19★	4.26	30	30	1	0	0	177.2	193	93	84	19	3	66	1	71	6	0
McClure	0-0	9.31	13	0	0	0	0	9.2	13	111	10	3	1	5	0	5	2	1
Robinson	0-3	5.37	39	0	0	0	3	57	56	34	34	9	2	29	4	57	10	0
Valenzuela	0-2	12.15	2	2	0	0	0	6.2	14	10	9	3	0	3	0	5	1	0
Young	1-0	4.26	11	0	0	0	0	12.2	12	6	6	3	0	3	1	6	0	0
TOTALS	81-81	3.69	162	162	18	10	50	1441.2	1351	649	591	141	38	543	29	990	49	11
OPP.	81-81	3.58	162	162	20	15	42	1441.1	1396	653	573	115	38	448	28	928	61	6

WIN STREAK: 5, June 1-6

LOSING STREAK: 7, July 4-13 & July 31-Aug. 6

CLUB HISTORY





YEAR-BY-YEAR STATISTICAL REVIEW

1992 ANGELS BATTING

PLAYER	AVG	G	AB	R	H	TB	2B	3B	HR	RBI	SH	SF	HP	BB	IBB	SO	SB	CS
Brooks	.216	82	306	28	66	103	13	0	8	36	0	1	1	12	3	46	3	3
Curtis	.259	139	441	59	114	164	16	2	10	46	5	4	6	51	2	71	43	18
Davis	.250	40	104	5	26	34	8	0	0	16	0	1	0	13	2	9	0	0
DiSarcina	.247	157	518	48	128	156	19	0	3	42	5	3	7	20	0	50	9	7
Ducey	.237	31	59	4	14	17	3	0	0	2	0	1	0	5	0	12	2	3
Easley	.258	47	151	14	39	47	5	0	1	12	2	1	3	8	0	26	9	5
Felix	.246	139	509	63	125	184	22	5	9	72	5	9	2	33	5	128	8	8
Fitzgerald	.212	95	189	19	40	60	2	0	6	17	3	0	0	22	0	34	2	2
Gaetti	.226	130	456	41	103	156	13	2	12	48	0	3	6	21	4	79	3	1
Gonzales	.277	104	329	47	91	131	17	1	7	38	5	1	4	41	1	46	7	4
Gonzalez	.182	33	55	4	10	12	2	0	0	2	1	1	0	7	1	20	0	1
Hayes	.225	94	307	35	69	100	17	1	4	29	3	3	0	37	4	54	11	6
Langston	.000	33	2	1	0	0	0	0	0	0	0	0	0	0	0	2	0	0
Morris	.193	43	57	4	11	15	1	0	1	3	1	0	1	4	1	11	1	0
Myers	.235	8	17	0	4	5	1	0	0	0	1	0	0	0	0	6	0	0
Oberkfell	.264	41	91	6	24	25	1	0	0	10	0	2	0	8	2	5	0	1
Orton	.219	43	114	11	25	34	3	0	2	12	2	0	2	7	0	32	1	1
Parrish	.229	24	83	7	19	33	2	0	4	11	1	1	0	5	1	22	0	0
Polonia	.286	149	577	83	165	190	17	4	0	35	8	4	1	45	6	64	51	21★
Rose	.214	30	84	10	18	29	5	0	2	10	1	1	2	8	1	9	1	1
Salmon	.177	23	79	8	14	21	1	0	2	6	0	1	1	11	1	23	1	1
Schofield	.333	1	3	0	1	1	0	0	0	0	0	0	0	1	0	0	0	0
Sojo	.272	106	368	37	100	139	12	3	7	43	7	1	1	14	0	24	7	11
Stevens	.221	106	312	25	69	109	19	0	7	37	1	2	1	29	6	64	1	4
Tingley	.197	71	127	15	25	38	2	1	3	8	5	0	2	13	0	35	0	1
Williams	.231	14	26	5	6	9	1	1	0	2	0	0	0	1	0	10	0	2
TOTALS	.243	162	5364	579	1306	1812	202	20	88	537	56	40	40	416	40	882	160	101
OPP.	.264	162	5484	671	1449	2094	221	17	130	626	47	50	39	532	40	888	120	70

1992 ANGELS DESIGNATED HITTERS

PLAYER	AVG	G	AB	R	H	TB	2B	3B	HR	RBI	SH	SF	HP	BB	IBB	SO	SB	CS
Brooks	.218	70	275	28	60	97	13	0	8	34	0	1	1	10	2	43	3	3
Curtis	.000	1	0	1	0	0	0	0	0	0	0	0	0	0	0	0	0	0
Davis	.208	9	24	0	5	6	1	0	0	1	0	0	0	5	0	2	0	0
Ducey	.000	1	3	0	0	0	0	0	0	0	0	0	0	0	0	1	0	1
Felix	.267	8	30	4	8	11	1	1	0	6	0	1	0	2	1	8	0	0
Fitzgerald	.500	1	2	0	1	1	0	0	0	0	0	0	0	0	0	0	0	0
Gaetti	.230	17	61	6	14	24	1	0	3	4	0	0	1	3	0	15	0	1
Gonzalez	.000	1	0	0	0	0	0	0	0	0	0	0	0	0	0	0	0	0
Hayes	.412	5	17	5	7	10	3	0	0	1	0	0	0	0	0	3	0	0
Langston	.000	1	2	1	0	0	0	0	0	0	0	0	0	0	0	2	0	0
Morris	.000	6	11	0	0	0	0	0	0	0	1	0	1	1	1	2	0	0
Oberkfell	.200	5	20	1	4	4	0	0	0	2	0	0	0	0	0	2	0	0
Parrish	.125	2	8	0	1	1	0	0	0	1	0	0	0	0	0	3	0	0
Polonia	.314	47	188	30	59	71	8	2	0	12	3	1	1	12	2	20	15	9
Stevens	.167	2	6	1	1	1	0	0	0	1	0	0	0	1	0	1	0	0
Williams	.000	2	0	0	0	0	0	0	0	0	0	0	0	0	0	0	0	1
TOTALS	.247	162	647	77	160	226	27	3	11	62	4	3	4	34	6	102	18	15

1992 ANGELS PITCHING

PITCHER	W-L	ERA	G	GS	CG	SHO	SV	IP	H	R	ER	HR	HB	BB	IB	SO	WP	BK
Abbott	7-15	2.77	29	29	7	0	0	211	208	73	65	12	4	68	3	130	2	0
Bailes	3-1	7.45	32	0	0	0	0	38.2	59	34	32	7	1	28	4	25	2	1
Blyleven	8-12	4.74	25	24	1	0	0	133	150	76	70	17	5	29	2	70	3	1
Butcher	2-2	3.25	19	0	0	0	0	27.2	29	11	10	3	2	13	1	24	0	0
Crim	7-6	5.17	57	0	0	0	1	87	100	56	50	11	6	29	6	30	4	0
Eichhorn	2-4	2.38	42	0	0	0	2	56.2	51	19	15	2	0	18	8	42	3	1
Finley	7-12	3.96	31	31	4	1	0	204.1	212	99	90	24	3	98	2	124	6	0
Fortugno	1-1	5.18	14	5	1	1	1	41.2	37	24	24	5	0	19	0	31	2	1
Frey	4-2	3.57	51	0	0	0	4	45.1	39	18	18	6	2	22	3	24	1	0
Grahe	5-6	3.52	46	7	0	0	21	94.2	85	37	37	5	6	39	2	39	3	0
Harvey	0-4	2.83	25	0	0	0	13	28.2	22	12	9	4	0	11	1	34	4	0
Hathaway	0-0	7.94	2	1	0	0	0	5.2	8	5	5	1	0	3	0	1	0	0
Langston	13-14	3.66	32	32	9	2	0	229	206	103	93	14	6	74	2	174	5	0
Lewis	4-0	3.99	21	2	0	0	0	38.1	36	18	17	3	2	14	1	18	1	1
Robinson	1-0	2.20	3	3	0	0	0	16.1	19	4	4	1	0	3	0	9	1	0
Valera	8-11	3.73	30	28	4	2	0	188	188	82	78	15	2	64	5	113	5	0
TOTALS	72-90	3.84	162	162	26	13	42	1446	1449	671	617	130	39	532	40	888	42	5
OPP.	90-72	3.14	162	162	27	15	45	1454	1306	579	507	88	40	416	40	882	33	12

WIN STREAK: 6, July 10-18

LOSING STREAK: 11, June 28-July 9



YEAR-BY-YEAR STATISTICAL REVIEW



1993 ANGELS BATTING

PLAYER	AVG	G	AB	R	H	TB	2B	3B	HR	RBI	SH	SF	HP	BB	IBB	SO	SB	CS
Correia	.266	64	128	12	34	39	5	0	0	9	5	0	4	6	0	20	2	4
Curtis	.285	152	583	94	166	215	25	3	6	59	7	7	4	70	2	89	48	24*
Davis	.243	153	573	74	139	252	32	0	27	112	0	0	1	71	12	135	4	1
DiSarcina	.238	126	416	44	99	130	20	1	3	45	5	3	6	15	0	38	5	7
Easley	.313	73	230	33	72	95	13	2	2	22	1	2	3	28	2	35	6	6
Edmonds	.246	18	61	5	15	21	4	1	0	4	0	0	0	2	1	16	0	2
Gaetti	.180	20	50	3	9	11	2	0	0	4	0	1	0	5	0	12	1	0
Gonzales, L	.500	2	2	0	1	1	0	0	0	1	0	0	0	1	0	0	0	0
Gonzales, R	.251	118	335	34	84	107	17	0	2	31	2	2	1	49	2	45	5	5
Gruber	.277	18	65	10	18	30	3	0	3	9	2	0	1	2	0	11	0	0
Javier	.291	92	237	33	68	96	10	4	3	28	1	3	1	27	1	33	12	2
Lovullo	.251	116	367	42	92	130	20	0	6	30	3	2	1	36	1	49	7	6
Myers	.255	108	290	27	74	105	10	0	7	40	3	3	2	17	2	47	3	3
Orton	.189	37	95	5	18	26	5	0	1	4	2	0	1	7	0	24	1	2
Perez	.250	52	180	16	45	67	6	2	4	30	0	1	2	9	0	39	5	4
Polonia	.271	152	576	75	156	188	17	6	1	32	8	3	2	48	7	53	55	24*
Salmon	.283	142	515	93	146	276	35	1	31	95	0	8	5	82	5	135	5	6
Snow	.241	129	419	60	101	171	18	2	16	57	7	6	2	55	4	88	3	0
Stillwell	.262	22	61	2	16	22	2	2	0	3	1	2	0	4	0	11	2	0
Tingley	.200	58	90	7	18	25	7	0	0	12	3	1	1	9	0	22	1	2
Turner	.280	25	75	9	21	29	5	0	1	13	0	1	1	9	0	16	1	1
Van Burklee	.152	12	33	2	5	11	3	0	1	1	0	0	0	6	0	9	1	0
Walewander	.125	12	8	2	1	1	0	0	0	3	0	1	0	5	0	1	1	1
TOTALS	.260	162	5391	684	1399	2048	259	24	114	644	50	46	38	564	39	930	169	100
OPP.	.270	162	5488	770	1482	2239	268	15	153	732	53	61	51	550	35	843	122	52

1993 ANGELS DESIGNATED HITTERS

PLAYER	AVG	G	AB	R	H	TB	2B	3B	HR	RBI	SH	SF	HP	BB	IBB	SO	SB	CS
Correia	.000	6	0	1	0	0	0	0	0	0	0	0	0	0	0	0	0	0
Davis	.243	150	572	74	139	252	32	0	27	112	0	0	1	70	12	135	4	1
Easley	1.000	1	1	0	1	2	1	0	0	0	0	0	0	0	0	0	0	0
Gaetti	.176	5	17	2	3	3	0	0	0	3	0	1	0	2	0	4	0	0
Gruber	.000	1	4	0	0	0	0	0	0	1	0	0	0	0	0	2	0	0
Javier	.500	1	2	0	1	1	0	0	0	0	0	0	0	0	0	1	0	0
Myers	.429	2	7	0	3	3	0	0	0	2	0	0	0	0	0	0	0	0
Perez	.000	3	1	1	0	0	0	0	0	0	0	0	0	0	0	0	0	0
Polonia	.188	4	16	2	3	3	0	0	0	0	0	0	0	1	0	3	1	3
Salmon	.750	1	4	2	3	5	2	0	0	1	0	0	0	1	0	1	0	0
Walewander	.000	3	0	0	0	0	0	0	0	0	0	0	0	0	0	0	0	1
Walton	.000	4	0	1	0	0	0	0	0	0	0	0	0	0	0	0	0	0
TOTALS	.245	624	83	153	269	35	0	27	119	0	1	1	74	12	146	5	5	5

1993 ANGELS PITCHING

PITCHER	W-L	ERA	G	GS	CG	SHO	SV	IP	H	R	ER	HR	HB	BB	IB	SO	WP	BK
Anderson	0-0	3.97	4	1	0	0	0	11.1	11	5	5	1	0	2	0	4	0	0
Butcher	1-0	2.86	23	0	0	0	8	28.1	21	12	9	2	2	15	1	24	0	0
Crim	2-2	5.87	11	0	0	0	0	15.1	17	11	10	2	2	5	1	10	0	0
Davis	0-0	0.00	1	0	0	0	0	2	0	0	0	0	1	0	0	0	0	0
Farrell	3-12	7.35	21	17	0	0	0	90.2	110	74	74	22	7	44	3	45	3	0
Finley	16-14	3.15	35	35	13*	2	0	251.1	243	108	88	22	6	82	1	187	8	1
Frey	2-3	2.98	55	0	0	0	13	48.1	41	20	16	1	3	26	1	22	3	0
Gonzales	0-0	0.00	1	0	0	0	0	1	0	0	0	0	0	0	0	0	0	0
Grahe	4-1	2.86	45	0	0	0	11	56.2	54	22	18	5	2	25	4	31	3	0
Hathaway	4-3	5.02	11	11	0	0	0	57.1	71	35	32	6	5	26	1	11	5	1
Holzemmer	0-3	8.87	5	4	0	0	0	23.1	34	24	23	2	3	13	0	10	1	0
Langston	16-11	3.20	35	35	7	0	0	256.1	220	100	91	22	1	85	2	196	10	2
Leftwich	4-6	3.79	12	12	1	0	0	80.2	81	35	34	5	3	27	1	31	1	0
Lewis	1-2	4.22	15	4	0	0	0	32	37	16	15	3	2	12	1	10	1	0
Linton	2-0	7.71	19	0	0	0	0	25.2	35	22	22	8	0	14	1	19	2	0
Magrane	3-2	3.94	8	8	0	0	0	48	48	27	21	4	0	21	0	24	4	0
Nelson	0-5	3.08	46	0	0	0	4	52.5	50	25	18	3	2	23	4	31	1	0
Nielsen	0-0	8.03	10	0	0	0	0	12.1	18	13	11	1	1	4	0	8	0	1
Patterson	1-1	4.58	46	0	0	0	1	59	54	30	30	7	0	35	5	36	2	0
Sanderson	7-1	4.46	21	21	4	1	0	135.1	153	77	67	15	5	27	5	66	1	2
Scott	1-2	5.85	16	0	0	0	0	20	19	13	13	1	1	11	1	13	2	0
Springer	1-6	7.20	14	9	1	0	0	60	73	48	48	11	3	32	1	31	6	0
Swingle	0-1	8.38	9	0	0	0	0	9.2	15	9	9	2	0	6	0	6	0	0
Valera	3-6	6.62	19	5	0	0	4	53	77	44	39	8	2	15	2	28	2	0
TOTALS	71-91	4.34	162	162	26	3	41	1430.1	1482	770	690	153	51	550	35	843	55	7
OPP.	91-71	3.92	162	162	17	8	47	1438.2	1399	684	627	114	38	564	39	930	47	6

WIN STREAK: 6, April 20-25

LOSING STREAK: 10, July 17-26

CLUB HISTORY





YEAR-BY-YEAR STATISTICAL REVIEW

1994 ANGELS BATTING

PLAYER	AVG	G	AB	R	H	TB	2B	3B	HR	RBI	SH	SF	HP	BB	IBB	SO	SB	CS
Anderson, G	.385	5	13	0	5	5	0	0	0	1	0	0	0	0	0	2	0	0
Correia	.235	6	17	4	4	5	1	0	0	0	0	0	2	0	0	0	0	0
Curtis	.256	114	453	67	116	180	23	4	11	50	7	4	5	37	0	69	25	11
Dalesandro	.200	19	25	5	5	9	1	0	1	2	0	0	0	2	0	4	0	0
Davis	.311	108	392	72	122	220	18	1	26	84	0	6	1	69	11	84	3	2
DiSarcina	.260	112	389	53	101	128	14	2	3	33	10	2	2	18	0	28	3	7
Easley	.215	88	316	41	68	104	16	1	6	30	4	2	4	29	0	48	4	5
Edmonds	.273	94	289	35	79	109	13	1	5	37	1	1	1	30	3	72	4	2
Fabregas	.283	43	127	12	36	39	3	0	0	16	1	0	0	7	1	18	2	1
Hudler	.298	56	124	17	37	69	8	0	8	20	4	2	0	6	0	28	2	2
Jackson	.279	75	201	23	56	102	7	0	13	43	0	2	1	20	2	72	1	0
Myers	.246	45	126	10	31	43	6	0	2	8	5	1	0	10	3	27	0	2
Owen	.310	82	268	30	83	113	17	2	3	37	3	0	1	49	0	17	2	8
Perez	.209	38	129	10	27	49	7	0	5	16	1	1	0	12	1	29	3	0
Reynolds	.232	74	207	33	48	60	10	1	0	11	3	1	1	23	0	18	10	7
Salmon	.287	100	373	67	107	198	18	2	23	70	0	3	5	54	2	102	1	3
Smith	.262	45	122	19	32	54	5	1	5	18	0	1	0	7	0	20	2	3
Snow	.220	61	223	22	49	77	4	0	8	30	2	1	3	19	1	48	0	1
Turner	.242	58	149	23	36	48	7	1	1	12	1	2	1	10	0	29	3	0
TOTALS	.264	115	3943	543	1042	1612	178	16	120	518	42	29	27	402	24	715	65	54
OPP.	.287	115	4009	660	1149	1873	236	19	150	624	35	41	45	436	28	682	83	38

1994 ANGELS DESIGNATED HITTERS

PLAYER	AVG	G	AB	R	H	TB	2B	3B	HR	RBI	SH	SF	HP	BB	IBB	SO	SB	CS
Davis	.314	106	385	71	121	219	18	1	26	84	0	6	1	69	11	81	3	2
Hudler	.000	4	3	0	0	0	0	0	0	0	1	0	0	0	0	1	0	0
Jackson	.333	9	30	2	10	10	0	0	0	0	0	0	0	2	0	11	0	0
Myers	.000	1	1	0	0	0	0	0	0	0	0	0	0	0	0	1	0	0
Owen	.000	2	1	0	0	0	0	0	0	0	0	0	0	0	0	0	0	0
Reynolds	.000	3	0	1	0	0	0	0	0	0	0	0	0	0	0	0	0	0
Smith	.000	2	4	0	0	0	0	0	0	0	0	0	0	1	0	2	0	0
TOTALS	.309		424	74	131	229	18	1	26	84	1	6	0	72	0	96	3	2

1994 ANGELS PITCHING

PITCHER	W-L	ERA	G	GS	CG	SHO	SV	IP	H	R	ER	HR	HB	BB	IB	SO	WP	BK
Anderson, B	7-5	5.22	18	18	0	0	0	101.2	120	63	59	13	5	27	0	47	5	5
Butcher	2-1	6.67	33	0	0	0	0	29.2	31	24	22	2	2	23	5	19	2	0
Dopson	1-4	6.14	21	5	0	0	0	58.2	67	41	40	6	3	26	3	33	4	1
Farrell	1-2	9.00	3	3	0	0	0	13	16	14	13	2	1	8	0	10	0	0
Finley	10-10	4.32	25	25	7	2	0	183.1★	178	95	88	21	3	71	0	148	10	0
Grahe	2-5	6.65	40	0	0	0	13	43.1	68	33	32	5	6	18	4	26	4	1
Langston	7-8	4.68	18	18	2	1	0	119.1	121	67	62	19	0	54	1	109	6	0
Lefferts	1-1	4.67	30	0	0	0	1	34.2	50	20	18	7	0	12	3	27	1	0
Leftwich	5-10	5.68	20	20	1	0	0	114	127	75	72	16	3	42	2	67	3	1
Leiter	4-7	4.72	40	7	0	0	2	95.1	99	56	50	13	9	35	6	71	2	0
Lewis	0-1	6.10	20	0	0	0	0	31	46	23	21	5	2	10	2	10	0	0
Lorraine	0-2	10.61	4	3	0	0	0	18.2	30	23	22	7	0	11	0	10	0	0
Magrane	2-6	7.30	20	11	1	0	0	74	89	63	60	18	6	51	0	33	7	0
Patterson, B	2-3	4.07	47	0	0	0	1	42	35	21	19	6	2	15	2	30	1	0
Patterson, K	0-0	0.00	1	0	0	0	0	.2	0	0	0	0	0	0	0	1	0	0
Sampen	1-1	6.46	10	0	0	0	0	15.1	14	11	11	1	1	3	0	9	0	0
Schwarz	0-0	4.05	4	0	0	0	0	6.2	5	3	3	0	0	6	0	4	1	0
Springer	2-2	5.52	18	5	0	0	2	45.2	53	28	28	9	0	14	0	28	2	0
TOTALS	47-68	5.42	115	115	11	4	21	1027	1149	660	618	150	45	436	28	682	48	8
OPP.	68-47	4.38	115	115	11	7	26	1032.2	1042	543	503	120	27	402	24	715	33	4

WIN STREAK: 4, May 18-May 21

LOSING STREAK: 8, July 21-July 29



YEAR-BY-YEAR STATISTICAL REVIEW



1995 ANGELS BATTING

PLAYER	AVG	G	AB	R	H	TB	2B	3B	HR	RBI	SH	SF	HP	BB	IBB	SO	SB	CS
Aldrete	.250	18	24	1	6	6	0	0	0	3	0	1	0	0	0	8	0	0
Allanson	.171	35	82	5	14	26	3	0	3	10	1	0	1	7	0	12	0	1
Anderson,G	.321	106	374	50	120	189	19	1	16	69	2	4	1	19	4	65	6	2
Correia	.238	14	21	3	5	8	1	1	0	3	1	0	0	0	0	5	0	0
Dalesandro	.100	11	10	1	1	2	1	0	0	0	0	0	0	0	0	2	0	0
Davis	.318	119	424	81	135	218	23	0	20	86	0	9	0	89	12	79	3	3
DiSarcina	.307	99	362	61	111	166	28	6	5	41	7	3	2	20	0	25	7	4
Easley	.216	114	357	35	77	107	14	2	4	35	6	4	6	32	1	47	5	2
Edmonds	.290	141	558	120	162	299	30	4	33	107	1	5	5	51	4	130	1	4
Fabregas	.247	73	227	24	56	69	10	0	1	22	3	1	0	17	0	28	0	2
Flora	.000	2	1	0	0	0	0	0	0	0	0	0	0	0	0	1	0	0
Gallagher	.188	11	16	1	3	4	1	0	0	0	0	0	0	2	0	1	0	0
Gonzales	.333	30	18	1	6	10	1	0	1	3	0	0	0	0	0	4	0	0
Hudler	.265	84	223	30	59	93	16	0	6	27	2	1	5	10	1	48	13	0
Lind	.163	15	43	5	7	9	2	0	0	1	0	0	0	3	0	4	0	0
Martinez	.180	26	61	7	11	15	1	0	1	9	0	0	1	6	2	7	0	0
Myers	.260	85	273	35	71	114	12	2	9	38	1	2	1	17	3	49	0	1
Owen	.229	82	218	17	50	68	9	3	1	28	1	0	0	18	1	22	3	2
Palmeiro	.350	15	20	3	7	7	0	0	0	1	0	0	0	1	0	1	0	0
Perez	.169	29	71	9	12	21	4	1	1	7	0	1	2	12	0	9	0	2
Phillips	.261	139	525	119	137	241	21	1	27	61	1	1	3	113	6	135	13	10
Salmon	.330	143	537	111	177	319	34	3	34	105	0	4	6	91	2	111	5	5
Schofield	.250	12	20	1	5	5	0	0	0	2	2	0	0	4	0	2	0	0
Snow	.289	143	544	80	157	253	22	1	24	102	5	2	3	52	4	91	2	1
Turner	.100	5	10	0	1	1	0	0	0	1	0	0	0	0	0	3	0	0
TOTALS	.277	145	5019	801	1390	2250	252	25	186	761	33	38	36	564	40	889	57	39
OPP.	.265	145	4949	697	1310	2097	260	19	163	662	48	45	43	486	23	901	88	46

1995 ANGELS DESIGNATED HITTERS

PLAYER	AVG	G	AB	R	H	TB	2B	3B	HR	RBI	SH	SF	HP	BB	IBB	SO	SB	CS
Aldrete	.143	2	7	0	1	1	0	0	0	0	0	0	0	0	0	2	0	0
Anderson,G	.000	1	4	0	0	0	0	0	0	0	0	0	0	0	0	1	0	0
Correia	.000	1	0	1	0	0	0	0	0	0	0	0	0	0	0	0	0	0
Dalesandro	.000	1	1	0	0	0	0	0	0	0	0	0	0	0	0	0	0	0
Davis	.318	119	424	81	135	218	23	0	20	86	0	9	0	89	12	79	3	3
Flora	.000	1	1	0	0	0	0	0	0	0	0	0	0	0	0	1	0	0
Gallagher	.000	1	0	0	0	0	0	0	0	0	0	0	0	1	0	0	0	0
Hudler	.250	3	12	3	3	6	0	0	1	1	0	0	1	2	0	1	2	0
Martinez	.167	2	6	0	1	1	0	0	0	0	0	0	0	0	0	2	0	0
Myers	.266	16	64	13	17	22	2	0	1	10	0	1	1	8	1	9	0	1
Perez	.000	1	1	0	0	0	0	0	0	0	0	0	0	0	0	0	0	0
Phillips	.429	2	7	2	3	4	1	0	0	2	0	0	0	2	0	2	0	0
Salmon	.000	1	3	1	0	0	0	0	0	0	0	0	0	1	0	0	0	0
TOTALS	.302	101	530	101	160	252	26	0	22	99	0	10	2	103	13	97	5	4

1995 ANGELS PITCHING

PITCHER	W-L	ERA	G	GS	CG	SHO	SV	IP	H	R	ER	HR	HB	BB	IB	SO	WP	BK
Abbott	5-4	4.15	13	13	1	1	0	84.2	93	43	39	4	1	29	0	41	1	0
Anderson,B	6-8	5.87	18	17	1	0	0	99.2	110	66	65	24	3	30	2	45	1	3★
Bennett	0-0	0.00	1	0	0	0	0	0.1	0	0	0	0	0	0	0	0	0	0
Bielecki	4-6	5.97	22	11	0	0	0	75.1	80	56	50	15	3	31	1	45	3	0
Boskie	7-7	5.64	20	20	1	0	0	111.2	127	73	70	16	7	25	0	51	4	0
Butcher	6-1	4.73	40	0	0	0	0	51.1	49	28	27	7	1	31	2	29	3	0
Edenfield	0-0	4.26	7	0	0	0	0	12.2	15	7	6	1	0	5	0	6	3	0
Finley	15-12	4.21	32	32	2	1	0	203	192	106	95	20	7	93	1	195	13	1
Habyan	1-2	4.13	28	0	0	0	0	32.2	36	16	15	2	1	12	0	25	2	0
Harkey	4-3	4.55	12	8	1	0	0	8.1	11	6	5	1	1	7	1	5	0	0
Holzemer	0-1	5.40	12	0	0	0	0	8.1	11	6	5	1	1	7	1	5	0	0
James	3-0	3.88	46	0	0	0	1	55.2	49	27	24	6	3	26	2	36	1	0
Langston	15-7	4.63	31	31	2	1	0	200.1	212	109	103	21	3	64	1	142	5	1
Monteleone	1-0	2.00	9	0	0	0	0	9	8	2	2	1	0	3	0	5	0	0
Patterson	5-2	3.04	62	0	0	0	0	53.1	48	18	18	6	1	13	3	41	0	1
Percival	3-2	1.95	62	0	0	0	3	74	37	19	16	6	1	26	2	94	2	2
Sanderson	1-3	4.12	7	7	0	0	0	39.1	48	23	18	6	2	4	1	23	0	1
Smith	0-5	3.47	52	0	0	0	37	49.1	42	19	19	3	1	25	4	43	1	0
Springer	1-2	6.10	19	6	0	0	1	51.2	60	37	35	11	5	25	1	38	1	0
Williams	1-2	6.75	20	0	0	0	0	10.2	13	10	8	1	2	21	0	9	2	1
TOTALS	78-67	4.52	145	145	8	9	42	1284.1	1310	697	645	163	43	486	23	901	42	10
OPP.	67-78	5.18	145	145	15	7	33	1277.2	1390	801	736	186	36	564	40	889	47	7

WIN STREAK: 8, July 25-Aug. 2

LOSING STREAK: 9, Aug. 25-Sept. 3, Sept. 13-23





YEAR-BY-YEAR STATISTICAL REVIEW

1996 ANGELS BATTING

PLAYER	AVG	G	AB	R	H	TB	2B	3B	HR	RBI	SH	SF	HP	BB	IBB	SO	SB	CS
Aldrete	.213	63	108	16	23	47	6	0	6	20	0	1	0	14	0	19	0	1
Anderson	.285	150	607	79	173	246	33	2	12	72	5	3	0	27	5	84	7	9
Arias	.238	84	252	19	60	88	8	1	6	28	6	0	0	16	2	50	2	0
Borders	.228	19	57	6	13	22	3	0	2	8	1	0	0	3	0	11	0	1
Davis	.292	145	530	73	155	263	24	0	28	95	1	6	0	86	11	99	5	2
DiSarcina	.256	150	536	62	137	186	26	4	5	48	16	1	2	21	0	36	2	1
Easley	.156	28	45	4	7	14	1	0	2	7	3	0	0	6	0	12	0	0
Edmonds	.304	114	431	73	131	246	28	3	27	66	0	2	4	46	2	101	4	0
Eenhoorn	.267	6	15	1	4	4	0	0	0	0	0	0	0	0	0	2	0	0
Erstad	.284	57	208	34	59	78	5	1	4	20	1	3	0	17	1	29	3	3
Fabregas	.287	90	254	18	73	85	6	0	2	26	3	5	0	17	3	27	0	1
Greene	.190	29	79	9	15	22	1	0	2	9	0	0	1	4	0	11	2	0
Hancock	1.000	11	1	1	1	1	0	0	0	0	0	0	0	0	0	0	0	0
Howell	.270	66	126	20	34	64	4	1	8	21	0	0	0	10	0	30	0	1
Hudler	.311	92	302	60	94	168	20	3	16	40	2	1	3	9	0	54	14	5
Palmeiro	.287	50	87	6	25	33	6	1	0	6	1	0	2	8	1	13	0	1
Percival	.000	62	1	0	0	0	0	0	0	0	0	0	0	0	0	1	0	0
Pritchett	.154	5	13	1	2	2	0	0	0	1	0	0	0	0	0	3	0	0
Salmon	.286	156	581	90	166	291	27	4	30	98	0	3	4	93	7	125	4	2
Schofield	.250	13	16	3	4	4	0	0	0	0	0	0	0	1	0	1	1	0
Slaughter	.324	62	207	23	67	94	9	0	6	32	0	2	2	13	0	20	0	0
Snow	.257	155	575	69	148	221	20	1	17	67	2	3	5	56	6	96	1	6
Turner	.333	4	3	1	1	1	0	0	0	1	0	1	0	1	0	0	0	0
Velarde	.285	136	530	82	151	226	27	3	14	54	4	2	5	70	0	118	7	7
Wallach	.237	57	190	23	45	76	7	0	8	20	0	0	1	18	2	47	1	0
TOTALS	.276	161	5686	762	1541	2451	256	24	192	727	45	33	29	527	40	974	53	39
OPP.	.275	161	5617	943	1546	2521	282	18	219	886	41	56	84	662	47	1052	146	54

1996 ANGELS DESIGNATED HITTERS

PLAYER	AVG	G	AB	R	H	TB	2B	3B	HR	RBI	SH	SF	HP	BB	IBB	SO	SB	CS
Aldrete	.167	6	12	3	2	6	1	0	1	5	0	1	0	2	0	1	0	0
Anderson	.000	1	2	0	0	0	0	0	0	0	0	0	0	1	0	0	0	0
Arias	1.000	1	1	0	1	1	0	0	0	0	0	0	0	0	0	0	0	0
Boskie	.000	1	0	0	0	0	0	0	0	0	0	0	0	0	0	0	0	0
Davis	.294	143	528	73	155	263	24	0	28	95	1	6	0	86	11	98	5	2
Easley	.000	2	0	0	0	0	0	0	0	0	1	0	0	0	0	0	0	0
Edmonds	.000	1	4	0	0	0	0	0	0	0	0	0	0	1	0	1	0	0
Fabregas	.000	1	1	0	0	0	0	0	0	0	0	0	0	0	0	0	0	0
Greene	.000	1	4	0	0	0	0	0	0	0	0	0	0	0	0	1	0	0
Howell	.375	4	8	0	3	3	0	0	0	2	0	0	0	0	0	2	0	0
Hudler	.095	8	21	2	2	3	1	0	0	0	0	0	0	1	0	5	0	0
Palmeiro	.000	4	4	0	0	0	0	0	0	0	0	0	0	1	1	0	0	0
Salmon	.500	3	8	0	4	6	0	1	0	2	0	0	0	1	0	1	0	0
Schofield	.000	1	0	1	0	0	0	0	0	0	0	0	0	0	0	0	0	0
Slaughter	.000	1	1	0	0	0	0	0	0	0	0	0	0	0	0	0	0	0
Wallach	.167	8	18	1	3	6	0	0	1	2	0	0	0	1	0	5	0	0
TOTALS	.278	161	612	80	170	288	26	1	30	106	2	7	0	94	12	115	5	2

1996 ANGELS PITCHING

PITCHER	W-L	ERA	G	GS	CG	SHO	SV	IP	H	R	ER	HR	HB	BB	IB	SO	WP	BK
Abbott, J	2-18	7.48	27	23	1	0	0	142	171	128	118	23	4	78	3	58	13	1
Abbott, K	0-1	20.25	3	0	0	0	0	4	10	9	9	1	0	5	0	3	1	0
Boskie	12-11	5.32	37	28	1	0	0	189.1	226	126	112	40	13	67	7	133	10	0
Dickson	1-4	4.57	7	7	0	0	0	43.1	52	22	22	6	1	18	1	20	1	1
Edenfield	0-0	10.38	2	0	0	0	0	4.1	10	5	5	2	1	2	0	4	0	0
Eichhorn	1-2	5.04	24	0	0	0	0	30.1	36	17	17	3	2	11	3	24	0	1
Ellis	0-0	0.00	3	0	0	0	0	5	0	0	0	0	0	4	0	5	1	0
Flinley	15-16	4.16	35	35	4	1	0	238	241	124	110	27	11	94	5	215	17	1
Frohwirth	0-0	11.12	4	0	0	0	0	5.2	10	11	7	1	1	4	0	1	0	0
Gohr	1-1	7.50	15	0	0	0	1	24	34	20	20	7	0	10	0	15	0	0
Grimsley	5-7	6.84	35	20	2	1	0	130.1	150	110	99	14	13	74	5	82	11	0
Hancock	4-1	7.48	11	4	0	0	0	27.2	34	23	23	2	2	17	1	19	2	0
Harris	2-0	3.90	11	3	0	0	0	32.1	31	16	14	4	3	17	2	20	4	0
Holtz	3-3	2.45	30	0	0	0	0	29.1	21	11	8	1	3	19	2	31	1	0
Holzemmer	1-0	8.76	25	0	0	0	0	24.2	35	28	24	7	3	8	1	20	0	0
James	5-5	2.67	69	0	0	0	1	81	62	27	24	7	10	42	7	65	5	0
Langston	6-5	4.82	18	18	2	0	0	123.1	116	68	66	18	2	45	0	83	4	0
Leftwich	0-1	7.36	2	2	0	0	0	7.1	12	9	6	1	0	3	0	4	0	0
May	0-0	10.13	5	0	0	0	0	2.2	3	3	3	1	0	2	0	1	0	0
McElroy	5-1	2.95	40	0	0	0	0	36.2	32	12	12	2	2	13	2	32	1	0
Monteleone	0-3	5.87	12	0	0	0	0	15.1	23	11	10	5	1	2	0	5	0	1
Pennington	0-0	12.27	8	0	0	0	0	7.1	5	10	10	1	0	16	2	7	1	0
Percival	0-2	2.31	62	0	0	0	36	74	38	20	19	8	2	31	4	100	2	0
Sanderson	0-2	7.50	5	4	0	0	0	18	39	21	15	5	2	4	0	7	0	2
Schmidt	2-0	7.88	9	0	0	0	0	8	13	9	7	2	0	8	0	2	1	0
Smith	0-0	2.45	11	0	0	0	0	11	8	4	3	0	0	3	0	6	1	0
Springer	5-6	5.51	20	15	2	1	0	94.2	91	65	58	24	6	43	0	64	1	0
Vannoy	0-0	0.00	1	0	0	0	0	1	1	0	0	0	0	1	0	0	0	0
Williams	0-2	8.89	13	2	0	0	0	28.1	42	34	28	7	2	21	4	26	2	0
TOTALS	70-91	5.30	161	161	12	8	38	1439	1546	943	847	219	84	662	47	1052	80	8
OPP.	91-70	4.37	161	161	17	6	31	1449.2	1571	762	704	192	29	527	40	974	40	7

WIN STREAK: 7, Apr. 17-24; June 9-15

LOSING STREAK: 10, Apr. 7-May 5



YEAR-BY-YEAR STATISTICAL REVIEW



1997 ANGELS BATTING

PLAYER	AVG	G	AB	R	H	TB	2B	3B	HR	RBI	SH	SF	HP	BB	IBB	SO	SB	CS
Alicea	.253	128	388	59	98	143	16	7	5	37	4	2	8	69	3	65	22	8
Anderson	.303	154	624	76	189	255	36	3	8	92	1	5	2	30	6	70	10	4
Arias	.333	3	6	1	2	2	0	0	0	1	0	0	0	0	0	0	0	0
Dickson	.000	33	2	0	0	0	0	0	0	0	0	0	0	0	0	0	0	0
Disarcina	.246	154	549	52	135	179	28	2	4	47	8	5	4	17	0	29	7	8
Edmonds	.291	133	502	82	146	251	27	0	26	80	0	5	4	60	5	80	5	7
Enthorn	.350	11	20	2	7	11	1	0	1	6	0	1	0	0	0	2	0	0
Encarnacion	.412	11	17	2	7	11	1	0	1	4	0	0	0	0	0	1	2	0
Erstad	.299	139	539	99	161	251	34	4	16	77	5	6	4	51	4	86	23	8
Fabregas	.079	21	38	2	3	4	1	0	0	3	2	0	0	3	0	3	0	0
Finley	.000	25	6	1	0	0	0	0	0	0	0	0	0	0	0	2	0	0
Grebeck	.270	63	126	12	34	46	9	0	1	6	5	1	0	18	1	11	0	1
Greene	.290	34	124	24	36	69	6	0	9	24	0	0	0	7	1	25	2	0
Gross	.000	12	1	0	0	0	0	0	0	0	0	0	0	0	0	1	0	0
Henderson	.183	32	115	21	21	30	3	0	2	7	1	0	2	26	0	23	16	4
Hill	.500	31	2	0	1	2	1	0	0	2	1	0	0	0	0	1	0	0
Hollins	.288	149	572	101	165	246	29	2	16	85	1	5	8	62	2	124	16	6
Holtz	.000	66	1	0	0	0	0	0	0	0	0	0	0	0	0	1	0	0
Howell	.259	77	174	25	45	94	7	0	14	34	1	3	0	13	2	36	1	0
Kreuter	.234	70	218	19	51	72	7	1	4	18	1	0	0	21	0	57	0	2
Leyritz	.276	84	294	47	81	121	7	0	11	50	3	5	3	37	2	56	1	1
May	.000	29	2	0	0	0	0	0	0	0	0	0	0	0	0	2	0	0
McElroy	.000	62	0	1	0	0	0	0	0	0	0	0	0	0	0	0	0	0
Murray	.219	46	160	13	35	51	7	0	3	15	0	3	0	13	0	24	1	0
Palmeiro	.216	74	134	19	29	35	2	0	0	8	3	1	1	17	1	11	2	2
Perisho	.000	11	1	0	0	0	0	0	0	0	0	0	0	0	0	1	0	0
Phillips	.264	105	405	73	107	157	28	2	6	48	3	4	2	73	5	89	9	9
Salmon	.296	157	582	95	172	301	28	1	33	129	0	11	7	95	5	142	9	12
Springer	.000	32	3	0	0	0	0	0	0	0	0	0	0	0	0	3	0	0
Turner	.261	13	23	4	6	12	1	1	1	2	1	0	0	5	0	8	0	0
Velarde	.000	1	0	0	0	0	0	0	0	0	0	0	0	0	0	0	0	0
TOTALS	.272	162	5628	829	1531	2343	279	25	161	775	40	57	45	617	37	953	126	72
OPP.	.269	162	5604	794	1506	2451	287	26	202	758	46	56	54	605	34	1050	101	64

1997 ANGELS DESIGNATED HITTERS

PLAYER	AVG	G	AB	R	H	TB	2B	3B	HR	RBI	SH	SF	HP	BB	IBB	SO	SB	CS
Alicea	.000	6	8	0	0	0	0	0	0	1	0	1	0	0	0	1	0	0
Anderson	.385	4	13	3	5	8	3	0	0	1	0	0	0	2	0	3	0	0
Arias	.000	1	1	0	0	0	0	0	0	0	0	0	0	0	0	0	0	0
Edmonds	.250	8	28	1	7	8	1	0	0	2	0	0	1	7	0	7	0	0
Erstad	.323	9	31	2	10	10	0	0	0	0	0	0	0	2	0	5	0	0
Grebeck	.000	2	0	0	0	0	0	0	0	0	0	0	0	0	0	0	0	0
Greene	.308	8	26	5	8	10	2	0	0	4	0	0	0	3	1	5	1	0
Henderson	.181	19	72	14	13	18	2	0	1	5	1	0	2	15	0	18	10	3
Howell	.264	22	72	12	19	45	2	0	8	15	1	1	0	6	1	11	0	0
Kreuter	1.000	2	1	1	1	2	1	0	0	0	0	0	0	1	0	0	0	0
Leyritz	.186	13	43	3	8	11	0	0	1	3	0	1	0	5	0	11	0	0
Murray	.220	45	159	13	35	51	7	0	3	15	0	3	0	13	0	24	1	0
Palmeiro	.313	11	16	4	5	7	0	1	0	1	0	1	0	1	1	1	0	0
Phillips	.245	26	110	17	27	36	6	0	1	14	1	2	0	13	1	19	1	3
Salmon	.214	4	14	3	3	7	1	0	1	1	0	0	0	4	0	2	0	0
Turner	.000	1	1	0	0	0	0	0	0	0	0	0	0	0	0	0	0	0
TOTALS	.237	162	595	78	141	213	25	1	15	62	3	9	3	72	4	107	13	6

1997 ANGELS PITCHING

PITCHER	W-L	ERA	G	GS	CG	SHO	SV	IP	H	R	ER	HR	HB	BB	IB	SO	WP	BK
Bovee	0-0	5.40	3	0	0	0	0	3.1	3	2	2	1	0	1	0	5	0	0
Cadaret	0-0	3.29	15	0	0	0	0	13.2	11	5	5	1	2	8	2	111	3	0
Chavez	0-0	0.93	7	0	0	0	0	9.2	7	1	1	1	0	5	1	10	0	0
Delucia	6-4	3.61	33	0	0	0	3	42.1	29	18	17	5	1	27	2	42	1	0
Dickson	13-9	4.29	33	32	2	1	0	203.2	236	111	97	32	7	56	3	115	4	1
Finley	13-6	4.23	25	25	3	1	0	164	152	79	77	20	5	65	0	155	10	2
Gross	2-1	6.75	12	3	0	0	0	25.1	30	20	19	4	1	20	1	20	2	1
Gubicza	0-1	25.07	2	2	0	0	0	4.2	13	13	13	2	0	3	0	5	0	0
Harris	5-4	3.62	61	0	0	0	0	79.2	82	33	32	7	2	38	6	56	3	0
Hasegawa	3-7	3.93	50	7	0	0	0	116.2	118	60	51	14	3	46	6	83	2	1
Hill	4-4	3.65	12	12	1	0	0	79	65	34	32	8	1	39	3	38	2	0
Holtz	3-4	3.32	66	0	0	0	2	43.1	38	21	16	7	2	15	4	40	1	0
James	5-5	4.31	58	0	0	0	7	62.2	69	32	30	3	5	28	4	57	1	0
Langston	2-4	5.85	9	9	0	0	0	47.2	61	34	31	8	0	29	1	30	1	0
May	2-1	5.23	29	2	0	0	0	51.2	56	31	30	6	0	25	2	42	2	0
McElroy	0-0	3.45	13	0	0	0	0	15.2	17	7	6	2	0	3	1	18	0	0
Percival	5-5	3.46	55	0	0	0	27	52	40	20	20	6	4	22	2	72	5	0
Perisho	0-2	6.00	11	8	0	0	0	45	59	34	30	6	3	28	0	35	5	2
Springer	9-9	5.18	32	28	3	1	0	194.2	198	118	112	32	10	73	0	75	7	0
Watson	12-12	4.93	35	34	0	0	0	199	220	121	109	37	8	73	0	141	8	2
Williams	0-0	0.00	1	0	0	0	0	1	1	0	0	0	0	1	0	0	0	0
TOTALS	84-78	4.52	162	162	9	5	39	1454.2	1506	794	730	202	54	605	34	1050	57	9
OPP.	78-84	4.62	162	162	10	5	42	1451.2	1531	829	745	161	45	617	37	953	70	11

WIN STREAK: 10, July 5-17

LOSING STREAK: 5, May 6-11; June 13-18; Sept. 1-6





YEAR-BY-YEAR STATISTICAL REVIEW

1998 ANGELS BATTING

PLAYER	AVG	G	AB	R	H	TB	2B	3B	HR	RBI	SH	SF	HP	BB	IBB	SO	SB	CS
Andersson	.294	156	622	62	183	283	41	7	15	79	3	3	1	29	8	80	8	3
Baughman	.255	63	196	24	50	64	9	1	1	20	5	3	1	6	0	36	10	4
Bolick	.156	21	45	3	7	12	2	0	1	2	0	0	0	11	0	8	0	0
Dickson	.000	27	4	1	0	0	0	0	0	0	0	0	0	1	0	3	0	0
Disarcina	.287	157	551	73	158	212	39	3	3	56	12	3	8	21	0	51	11	7
Edmonds	.307	154	599	115	184	303	42	1	25	91	1	1	1	57	7	114	7	5
Erstad	.296	133	537	84	159	261	39	3	19	82	1	3	6	43	7	77	20	6
Fielder	.241	103	381	48	92	161	16	1	17	68	0	3	3	52	1	98	0	1
Finley	.000	34	4	0	0	0	0	0	0	0	0	0	0	0	0	3	0	0
Garcia	.143	19	35	4	5	6	1	0	0	0	1	0	1	3	0	11	2	0
Glaus	.218	48	165	19	36	48	9	0	1	23	0	2	0	15	0	51	1	0
Greene	.254	29	71	3	18	25	4	0	1	7	0	0	0	2	0	20	0	0
Hill	.000	19	1	0	0	0	0	0	0	0	0	0	0	0	0	0	0	0
Hollins	.242	101	363	60	88	141	16	2	11	39	2	2	7	44	2	69	11	3
Jefferies	.347	19	72	7	25	34	6	0	1	10	0	0	0	0	0	5	1	0
Johnson	.071	10	14	1	1	1	0	0	0	0	0	0	0	0	0	6	0	0
Kreuter	.143	3	7	1	1	2	1	0	0	0	0	0	0	1	0	4	0	0
Martin	.215	79	195	20	42	47	2	0	1	13	3	2	0	6	0	29	3	1
Mashore	.235	43	98	13	23	35	6	0	2	11	1	0	3	9	0	22	1	0
Molina	.000	2	1	0	0	0	0	0	0	0	0	0	0	0	0	0	0	0
Nevin	.228	75	237	27	54	88	8	1	8	27	0	2	5	17	0	67	0	0
O'Brien	.182	5	11	1	2	2	0	0	0	0	0	0	0	1	0	2	0	0
Olivares	.000	40	2	1	0	0	0	0	0	0	0	0	0	1	0	1	0	0
Palmeiro	.321	75	165	28	53	64	7	2	0	21	7	0	0	20	1	11	5	4
Pritchett	.288	31	80	12	23	33	2	1	2	8	0	0	0	4	0	16	2	0
Salmon	.300	136	463	84	139	247	28	1	26	88	0	10	3	90	5	100	0	1
Shipley	.259	77	147	18	38	53	7	1	2	17	4	1	5	5	0	22	0	4
Sparks	.000	22	1	1	0	0	0	0	0	0	1	0	0	1	0	0	0	0
Velarde	.261	51	188	29	49	76	13	1	4	26	0	1	1	34	0	42	7	2
Walbeck	.257	108	338	41	87	124	15	2	6	46	5	5	2	30	0	68	1	1
Washburn	.000	15	1	0	0	0	0	0	0	2	0	0	0	0	0	1	0	0
Williams	.361	29	36	7	13	17	1	0	1	5	1	0	1	7	0	11	3	3
TOTALS	.272	162	5630	787	1530	2339	314	27	147	739	49	41	48	510	31	1028	93	45
OPP.	.267	162	5548	783	1481	2346	327	23	164	734	44	57	47	630	23	1091	156	65

1998 ANGELS DESIGNED HITTERS

PLAYER	AVG	G	AB	R	H	TB	2B	3B	HR	RBI	SH	SF	HP	BB	IBB	SO	SB	CS
Baughman	.000	1	0	0	0	0	0	0	0	0	1	0	0	0	0	0	0	1
Bolick	.167	9	18	2	3	5	2	0	0	1	0	0	0	5	0	3	0	0
Erstad	.556	2	9	2	5	11	0	0	2	2	0	0	0	0	0	1	0	0
Fielder	.248	31	109	15	27	47	6	1	4	20	0	0	1	20	0	35	0	0
Garcia	.000	3	0	1	0	0	0	0	0	0	0	0	0	1	0	0	0	0
Greene	.000	4	9	0	0	0	0	0	0	0	0	0	0	2	0	4	0	0
Hollins	.333	2	6	1	2	2	0	0	0	0	0	0	0	0	0	0	1	0
Johnson	.000	2	4	0	0	0	0	0	0	0	0	0	0	0	0	1	0	0
Martin	.333	10	3	2	1	1	0	0	0	1	0	0	0	0	0	0	0	0
Mashore	.000	7	0	2	0	0	0	0	0	0	0	0	0	0	0	0	0	0
Nevin	.333	3	3	0	1	1	0	0	0	0	0	0	2	0	0	1	0	0
Palmeiro	.500	3	2	1	1	2	1	0	0	1	0	0	0	0	0	0	0	0
Salmon	.304	111	398	69	121	207	27	1	19	75	0	10	2	73	5	82	0	1
Shipley	.000	1	0	0	0	0	0	0	0	0	0	0	0	0	0	0	0	0
Walbeck	.500	2	2	0	1	1	0	0	0	0	0	0	0	0	0	1	0	0
Williams	.500	2	2	0	1	1	0	0	0	0	0	0	0	1	0	0	1	0
TOTALS	.288	162	565	95	163	278	36	2	25	100	1	10	5	101	5	128	2	2

1998 ANGELS PITCHING

PITCHER	W-L	ERA	G	GS	CG	SHO	SV	IP	H	R	ER	HR	HB	BB	IB	SO	WP	BK
Cadaret	1-2	4.14	39	0	0	0	1	37	38	17	17	6	3	15	0	37	5	0
Delucia	2-6	4.27	61	0	0	0	3	71.2	56	36	34	10	3	46	5	73	8	1
Dickson	10-10	6.05	27	18	0	0	0	122	147	89	82	17	6	41	1	61	6	0
Fetters	1-2	5.56	12	0	0	0	0	11.1	14	8	7	2	0	4	0	9	3	0
Finley	11-9	3.39	34	34	1	1	0	223.1	210	97	84	20	6	109	1	212	8	0
Harris	3-1	4.35	49	0	0	0	0	60	55	32	29	7	0	23	4	34	2	0
Hasegawa	8-3	3.14	61	0	0	0	5	97.1	86	37	34	14	2	32	2	73	3	2
Hill	9-6	4.98	19	19	0	0	0	103	123	60	57	6	3	47	0	57	3	0
Holtz	2-2	4.75	53	0	0	0	1	30.1	33	16	16	0	1	15	1	29	4	0
James	0-0	1.93	11	0	0	0	0	14	10	3	3	0	0	7	0	12	0	0
Juden	1-3	6.75	8	6	0	0	0	40	33	32	30	7	2	18	0	39	4	0
McDowell	5-3	5.09	14	14	0	0	0	76	96	45	43	11	1	19	1	45	2	0
Olivares	9-9	4.03	37	26	1	0	0	183	189	92	82	19	5	91	1	112	5	0
Percival	2-7	3.65	67	0	0	0	42	66.2	45	31	27	5	3	37	4	87	3	0
Robertson	0-0	15.88	5	0	0	0	0	5.2	11	11	10	3	0	2	0	3	0	0
Sparks	9-4	4.34	22	20	0	0	0	128.2	130	66	62	14	5	58	0	90	6	0
Washburn	6-3	4.62	15	11	0	0	0	74	70	40	38	11	3	27	1	48	0	0
Watson	6-7	6.04	28	14	1	0	0	92.1	122	67	62	12	3	34	0	64	6	1
Wilson	0-0	3.52	15	0	0	0	0	7.2	4	3	0	1	5	2	6	0	0	0
TOTALS	85-77	4.49	162	162	3	5	52	1444	1481	783	720	164	47	630	23	91	70	4
OPP.	77-85	4.48	162	162	9	6	31	1437.2	1530	787	716	147	48	510	31	28	55	3

WIN STREAK: 9, May 31-June 9

LOSING STREAK: 6, July 1-9



YEAR-BY-YEAR STATISTICAL REVIEW



1999 ANGELS BATTING

PLAYER	AVG	G	AB	R	H	TB	2B	3B	HR	RBI	SH	SF	HP	BB	IBB	SO	SB	CS
Anderson, G	.303	157	620	88	188	291	36	2	21	80	0	6	0	34	8	81	3	4
Belcher, T	.200	24	5	0	1	2	1	0	0	0	0	0	0	0	0	2	0	0
Colangelo, M	.500	1	2	0	1	1	0	0	0	0	0	0	0	1	0	0	0	0
Davanon, J	.200	7	20	4	4	9	0	1	1	4	0	0	0	2	0	7	0	1
Decker, S	.238	28	63	5	15	21	6	0	0	5	1	1	1	13	0	9	0	0
Disarcina, G	.229	81	271	32	62	74	7	1	1	29	9	1	2	15	0	32	2	2
Durrington, T	.180	43	122	14	22	24	2	0	0	2	5	0	0	9	0	28	4	3
Edmonds, J	.250	55	204	34	51	87	17	2	5	23	0	1	0	28	0	45	5	4
Erstad, D	.253	142	585	84	148	219	22	5	13	53	2	3	1	47	3	101	13	7
Finley, C	.000	33	4	0	0	0	0	0	0	0	1	0	0	0	0	3	0	0
Glaus, T	.240	154	551	85	132	248	29	0	29	79	0	3	6	71	1	143	5	1
Greene, T	.243	97	321	36	78	140	20	0	14	42	0	2	3	12	0	63	1	4
Hemphill, B	.143	12	21	3	3	3	0	0	0	2	1	1	0	4	0	4	0	0
Hill, K	.000	26	3	0	0	0	0	0	0	0	0	0	0	0	0	0	0	0
Huson, J	.262	97	225	21	59	68	7	1	0	18	1	3	0	16	0	27	10	1
Luke, M	.300	18	30	4	9	18	0	0	3	6	0	0	0	2	0	10	0	0
Molina, B	.257	31	101	8	26	34	5	0	1	10	0	0	2	6	0	6	0	1
O'Brien, C	.097	27	62	3	6	9	0	0	1	4	1	1	2	1	0	12	0	0
Olivares, O	.333	20	6	0	2	3	1	0	0	0	1	0	0	0	0	1	0	0
Palmeiro, O	.278	109	317	46	88	105	12	1	1	23	6	3	6	39	1	30	5	5
Pritchett, C	.156	20	45	3	7	11	1	0	1	2	1	1	0	2	0	9	1	1
Salmon, T	.266	98	353	60	94	173	24	2	17	69	0	6	0	63	2	82	4	1
Sheets, A	.197	87	244	22	48	67	10	0	3	29	6	5	0	14	0	59	1	2
Silvestri, D	.091	3	11	0	1	2	1	0	0	1	0	0	0	0	0	1	0	0
Sparks, S	.333	29	3	0	1	2	1	0	0	2	0	0	0	0	0	1	0	0
Unroe, T	.241	27	54	5	13	18	2	0	1	6	0	0	1	4	0	16	0	0
Vaughn, M	.281	139	524	63	147	266	20	0	33	108	0	3	11	54	7	127	0	0
Velarde, R	.306	95	376	57	115	165	15	4	9	48	2	0	4	43	1	56	13	4
Walbeck, M	.240	107	288	26	69	88	8	1	3	22	3	1	3	26	1	46	2	3
Williams, R	.222	30	63	8	14	22	1	2	1	6	1	1	5	0	21	2	1	0
TOTALS	.256	162	5494	711	1404	2170	248	22	158	673	41	42	43	511	24	1022	71	45
OPP.	.269	162	5477	826	1472	2338	285	25	177	787	36	65	56	624	17	877	103	62

1999 ANGELS DESIGNATED HITTERS

PLAYER	AVG	G	AB	R	H	TB	2B	3B	HR	RBI	SH	SF	HP	BB	IBB	SO	SB	CS
Anderson, G	.500	4	16	1	8	10	2	0	0	1	0	0	0	2	0	1	0	0
Davanon, J	.000	2	3	1	0	0	0	0	0	0	0	0	0	0	0	3	0	0
Decker, S	.143	3	7	0	1	1	0	0	0	0	0	0	0	1	0	2	0	0
Durrington, T	.000	1	0	0	0	0	0	0	0	0	0	0	0	0	0	0	0	0
Edmonds, J	.250	9	36	6	9	13	4	0	0	3	0	0	0	2	0	8	3	0
Erstad, D	.000	2	8	0	0	0	0	0	0	0	0	0	0	1	0	2	1	0
Glaus, T	.000	1	4	1	0	0	0	0	0	0	0	0	0	1	0	0	0	0
Greene, T	.236	44	161	18	38	69	10	0	7	25	0	1	1	6	0	33	0	0
Huson, J	.273	7	11	2	3	4	1	0	0	4	0	0	0	0	0	4	0	0
Palmeiro, O	.303	10	33	1	10	11	1	0	0	2	1	0	1	5	0	1	1	1
Pritchett, C	.167	5	12	0	2	2	0	0	0	0	0	0	0	1	0	1	0	0
Salmon, T	.042	7	24	3	1	4	0	0	1	5	0	0	0	7	0	6	0	0
Unroe, T	.222	8	9	1	2	2	0	0	0	1	0	0	1	0	0	2	0	0
Vaughn, M	.292	67	260	31	76	150	11	0	21	64	0	1	4	24	4	53	0	0
Walbeck, M	.500	1	2	1	1	1	0	0	0	0	0	0	0	1	0	0	0	0
Williams, R	.250	3	4	0	1	1	0	0	0	1	0	0	0	0	0	2	0	0
TOTALS	.258	162	590	66	152	268	29	0	29	106	1	2	7	51	4	118	5	1

1999 ANGELS PITCHING

PITCHER	W-L	ERA	G	GS	CG	SHO	SV	IP	H	R	ER	HR	HB	BB	IB	SO	WP	BK
Alvarez, J	0-1	3.00	8	0	0	0	0	3	1	1	1	0	0	4	0	4	1	0
Belcher, T	6-8	6.73	24	24	0	0	0	132.1	168	104	99	27	5	46	0	52	7	1
Cooper, B	1-1	4.88	5	5	0	0	0	27.2	23	15	15	3	4	18	0	15	0	0
Finley, C	12-11	4.43	33	33	1	0	0	213.1	197	117	105	23	8	94	2	200	15	0
Fyhrrie, M	0-4	5.05	16	7	0	0	0	51.2	61	32	29	8	0	21	1	26	0	0
Hasegawa, S	4-6	4.91	64	1	0	0	2	77	80	45	42	14	2	34	2	44	4	0
Hill, K	4-11	4.77	26	22	0	0	0	128.1	129	72	68	14	4	76	1	76	5	0
Holtz, M	2-3	8.06	28	0	0	0	0	22.1	26	20	20	3	2	15	1	17	3	0
Levine, A	1-1	3.39	50	1	0	0	0	85	76	40	32	13	3	29	2	37	3	0
Magnante, M	5-2	3.38	53	0	0	0	0	69.1	68	30	26	2	3	29	4	44	3	1
McDowell, J	0-4	8.05	4	4	0	0	0	19	31	17	17	4	2	5	0	12	0	0
Mintz, S	0-0	3.60	3	0	0	0	0	5	8	2	2	1	0	2	0	2	0	0
Olivares, O	8-9	4.05	20	20	3	0	0	131	135	62	59	11	6	49	0	49	4	0
Ortiz, R	2-3	6.52	9	9	0	0	0	48.1	50	35	35	7	2	25	0	44	2	2
Percival, T	4-6	3.79	60	0	0	0	31	57	38	24	24	9	3	22	0	58	3	0
Petkovsek, M	10-4	3.47	64	0	0	0	1	83	85	37	32	6	2	21	2	43	3	1
Pote, L	1-1	2.15	20	0	0	0	3	29.1	23	9	7	1	0	12	1	20	1	0
Schoeneweis, S	1-1	5.49	31	0	0	0	0	39.1	47	27	24	4	0	14	1	22	1	0
Sparks, S	5-11	5.42	28	26	0	0	0	147.2	165	101	89	21	9	82	0	73	8	0
Washburn, J	4-5	5.25	16	16	0	0	0	61.2	61	36	36	6	1	26	0	39	2	0
TOTALS	70-92	4.79	162	162	4	7	37	1431.1	1472	826	762	177	56	624	17	877	65	5
OPP.	92-70	4.06	162	162	14	11	50	1441.1	1404	711	650	158	43	511	24	1022	41	5

WIN STREAK: 5, Sept. 12-15; Sept. 29-Oct. 3

LOSING STREAK: 11, July 16-26





YEAR-BY-YEAR STATISTICAL REVIEW

2000 ANGELS BATTING

PLAYER	AVG	G	AB	R	H	TB	2B	3B	HR	RBI	SH	SF	HP	BB	IBB	SO	SB	CS
Anderson, G.	.286	159	647	92	185	336	40	3	35	117	1	9	0	24	5	87	7	6
Baughman, J.	.227	16	22	4	5	7	2	0	0	0	0	0	0	1	0	2	3	0
Bottenfield, K.	.667	21	3	1	2	2	0	0	0	0	0	0	0	0	0	1	0	0
Clemente, E.	.218	46	78	4	17	19	2	0	0	5	1	0	1	0	0	27	0	1
Cooper, B.	.000	15	4	0	0	0	0	0	0	0	0	0	0	0	0	3	0	0
Disarcina, G.	.395	12	38	6	15	20	2	0	1	11	2	0	1	1	0	3	0	1
Durrington, T.	.000	4	3	0	0	0	0	0	0	0	0	0	0	0	0	0	0	0
Erstad, D.	.355	157	676★	121	240★	366	39	6	25	100	2	4	1	64	9	82	28	8
Etherton, S.	.000	11	2	1	0	0	0	0	0	0	0	0	0	1	0	0	0	0
Gant, R.	.232	34	82	15	19	42	3	1	6	16	0	1	0	20	0	18	1	2
Gil, B.	.239	110	301	28	72	106	14	1	6	23	5	2	5	30	0	59	10	6
Glaus, T.	.284	159	563	120	160	340	37	1	47★	102	0	1	2	112	6	163	14	11
Hasegawa, S.	.000	66	1	0	0	0	0	0	0	0	0	0	0	0	0	0	0	0
Hill, K.	.333	16	3	0	1	1	0	0	0	0	1	0	0	0	0	0	0	0
Johnson, K.	.500	6	4	2	2	2	0	0	0	0	1	0	0	2	0	0	0	0
Kennedy, A.	.266	156	598	82	159	241	33	11	9	72	8	4	3	28	5	73	22	8
Luuloa, K.	.333	6	18	3	6	6	0	0	0	0	0	0	0	1	0	1	0	0
Molina, B.	.281	130	473	59	133	199	20	2	14	71	4	7	6	23	0	33	1	0
Palmeiro, O.	.300	108	243	38	73	97	20	2	0	25	10	3	2	38	0	20	4	1
Salmon, T.	.290	158	568	108	165	307	36	2	34	97	0	2	6	104	5	139	0	2
Schoeneweis, S.	.333	27	3	0	1	1	0	0	0	1	0	0	0	0	0	0	0	0
Spiezio, S.	.242	123	297	47	72	138	11	2	17	49	1	4	3	40	2	56	1	2
Stocker, K.	.197	70	229	21	45	64	13	3	0	16	8	1	2	32	0	54	0	3
Vaughn, M.	.272	161	614	93	167	306	31	0	36	117	0	5	14	79	11	181★	2	0
Walbeck, M.	.199	47	146	17	29	52	5	0	6	12	1	0	1	7	0	22	0	1
Washburn, J.	.333	14	3	0	1	1	0	0	0	2	2	0	0	1	0	0	0	0
Wooten, S.	.556	7	9	2	5	6	1	0	0	1	0	0	0	0	0	0	0	0
TOTALS	.280	162	5628	864	1574	2659	309	34	236	837	47	43	47	608	43	1024	93	52
OPP.	.273	162	5609	869	1534	2540	276	23	228	831	40	53	36	662	44	846	101	56

2000 ANGELS DESIGNATED HITTERS

PLAYER	AVG	G	AB	R	H	TB	2B	3B	HR	RBI	SH	SF	HP	BB	IBB	SO	SB	CS
Anderson, G.	.300	10	40	4	12	20	2	0	2	10	0	0	0	1	0	5	0	0
Baughman, J.	.000	4	2	1	0	0	0	0	0	0	0	0	0	0	0	0	1	0
Erstad, D.	.407	20	91	19	37	56	4	0	5	18	0	0	0	6	1	8	5	2
Palmeiro, O.	.180	19	50	4	9	9	0	0	0	4	1	0	1	5	0	3	0	0
Salmon, T.	.287	33	115	23	33	55	7	0	5	15	0	0	2	28	0	18	0	0
Spiezio, S.	.224	50	161	19	36	61	7	0	6	16	0	1	3	27	2	27	1	1
Vaughn, M.	.260	14	50	9	13	23	4	0	2	9	0	0	1	7	0	17	0	0
Walbeck, M.	.000	1	2	0	0	0	0	0	0	0	0	0	0	0	0	1	0	0
TOTALS	.275	144	578	93	159	264	27	0	26	81	1	1	7	86	3	96	8	5

2000 ANGELS PITCHING

PITCHER	W	L	ERA	G	GS	CG	SHO	GF	SV	IP	H	R	ER	HR	HB	BB	IBB	SO	WP	BK	OPP AVG
Alvarez, J.	0	0	13.50	11	0	0	0	3	0	6	14	9	9	3	0	7	1	2	1	0	.467
Belcher, T.	4	5	6.86	9	9	1	0	0	0	40.2	45	31	31	8	2	22	1	22	1	1	.281
Bottenfield, K.	7	8	5.71	21	21	0	0	0	0	127.2	144	82	81	25	3	56	4	75	1	0	.285
Cooper, B.	4	8	5.90	15	15	1	1	0	0	87	105	66	57	18	2	35	1	36	1	0	.300
Dickson, J.	2	2	6.11	6	6	0	0	0	0	28	39	20	19	5	1	7	0	18	0	0	.336
Etherton, S.	5	1	5.52	11	11	0	0	0	0	60.1	68	38	37	16	1	22	0	32	2	0	.278
Fyhrie, M.	0	0	2.39	32	0	0	0	7	0	52.2	54	14	14	4	0	15	4	43	0	0	.269
Hasegawa, S.	10	6	3.57	66	0	0	0	26	9	95.2	100	43	38	11	2	38	6	59	2	1	.270
Hill, K.	5	7	6.52	16	16	0	0	0	0	78.2	102	59	57	16	2	53	1	50	6	0	.323
Hinchliffe, B.	0	0	5.40	2	0	0	0	0	0	1.2	1	1	1	0	0	1	0	0	0	0	.167
Holtz, M.	3	3	5.05	61	0	0	0	6	0	41	37	26	23	4	2	18	2	40	1	0	.248
Karl, S.	2	2	6.65	6	4	0	0	0	0	21.2	31	21	16	2	0	12	0	9	2	0	.337
Levine, A.	3	4	3.87	51	5	0	0	12	2	95.1	98	44	41	10	2	49	5	42	1	0	.266
Mercker, K.	1	3	6.52	21	7	0	0	2	0	48.1	57	35	35	12	2	29	3	30	2	0	.300
Ortiz, R.	8	6	5.09	18	18	2	0	0	0	111.1	96	69	63	18	2	55	0	73	7	4	.236
Percival, T.	5	5	4.50	54	0	0	0	45	32	50	42	27	25	7	2	30	4	49	1	0	.228
Petkovsek, M.	4	2	4.22	64	1	0	0	21	2	81	86	39	38	8	3	23	6	31	3	0	.277
Pote, L.	1	1	3.40	32	1	0	0	12	1	50.1	52	23	19	4	0	17	1	44	3	0	.267
Schoeneweis, S.	7	10	5.45	27	27	1	1	0	0	170	183	112	103	21	6	67	2	78	4	3	.276
Turnbow, T.	0	0	4.74	24	1	0	0	16	0	38	36	21	20	7	2	36	0	25	3	1	.254
Ward, B.	0	0	5.63	7	0	0	0	2	0	8	6	5	1	0	2	0	3	2	0	0	.235
Washburn, J.	7	2	3.74	14	14	0	0	0	0	84.1	64	38	35	16	1	37	0	49	1	0	.215
Weaver, E.	0	2	6.87	17	0	0	0	4	0	18.1	20	16	14	5	0	16	1	8	1	0	.267
Weber, B.	1	0	1.84	10	0	0	0	1	0	14.2	12	6	3	0	0	2	1	8	1	0	.214
Wise, M.	3	3	5.54	8	6	0	0	0	0	37.1	40	23	23	7	1	13	1	20	1	0	.272
TOTALS	82	80	5.00	162	162	5	3	157	46	1448.0	1534	869	805	228	36	662	44	846	47	10	.273
OPP.	80	82	5.11	162	162	10	5	152	33	1445.1	1574	864	820	236	47	608	43	1024	45	2	.280

WIN STREAK: 4, July 6-9; Sept. 12-16

LOSING STREAK: 6, Aug. 30-Sept. 5



YEAR-BY-YEAR STATISTICAL REVIEW



2001 ANGELS BATTING

PLAYER	AVG	G	AB	R	H	TB	2B	3B	HR	RBI	SH	SF	HP	BB	IBB	SO	SB	CS
Anderson, G	.289	161	672	83	194	321	39	2	28	123	0	5	0	27	4	100	13	6
Barnes, L	.100	14	40	2	4	7	0	0	1	2	0	0	0	1	0	9	0	0
Burke, J	.200	5	5	1	1	1	0	0	0	0	0	0	0	0	0	2	0	0
Davanon, J	.193	34	88	7	17	36	2	1	5	9	0	1	0	11	0	29	1	3
Eckstein, D	.285	148	582	82	166	208	26	2	4	41	16★	2	21★	43	0	60	29	4
Erstad, D	.258	157	631	89	163	227	35	1	9	63	1	7	10	62	7	113	24	10
Fabregas, J	.223	47	148	9	33	47	4	2	2	16	4	2	0	3	0	15	0	0
Fernandez, J	.080	11	25	1	2	3	1	0	0	0	0	0	0	2	0	10	0	1
Gil, B	.296	92	260	33	77	124	15	4	8	39	2	2	0	14	0	57	3	4
Glaus, T	.250	161	588	100	147	312	38	2	41	108	0	7	6	107	7	158	10	3
Hill, G	.136	16	66	4	9	12	0	0	1	2	0	0	0	0	0	20	0	0
Holtz, M	.000	1	0	0	0	0	0	0	0	0	0	0	0	0	0	0	0	0
Joyner, W	.243	51	148	14	36	52	5	1	3	14	0	0	0	13	0	18	1	1
Kennedy, A	.270	136	478	48	129	178	25	3	6	40	7	9	11	27	3	71	12	7
Molina, B	.262	96	325	31	85	114	11	0	6	40	2	4	8	16	3	51	0	1
Molina, J	.270	13	37	8	10	19	3	0	2	4	2	0	0	3	0	8	0	0
Nieves, J	.245	23	53	5	13	24	3	1	2	3	2	0	2	2	0	20	0	1
Ortiz, R	.000	2	7	0	0	0	0	0	0	0	0	0	0	0	0	2	0	0
Palmeiro, O	.243	95	230	29	56	74	10	1	2	23	7	5	3	25	2	24	6	6
Rapp, P	.000	2	5	0	0	0	0	0	0	0	0	0	0	0	0	2	0	0
Salmon, T	.227	137	475	63	108	182	21	1	17	49	0	2	8	96	4	121	9	3
Schoeneweis, S	.000	1	0	0	0	0	0	0	0	0	0	0	0	2	0	0	0	0
Spiezio, S	.271	137	457	57	124	200	29	4	13	54	3	4	5	34	4	65	5	2
Valdes, I	.200	2	5	0	1	1	0	0	0	0	0	0	0	0	0	2	1	0
Washburn, J	.600	2	5	1	3	3	0	0	0	0	0	0	0	1	0	2	0	0
Weber, B	.000	1	0	0	0	0	0	0	0	0	0	0	0	0	0	0	0	0
Wooten, W	.312	73	221	24	69	103	8	1	8	32	0	3	3	5	0	42	2	0
TOTALS	.261	162	5551	691	1447	2248	275	26	158	662	46	53	77	494	34	1001	116	52
OPP.	.263	162	5529	730	1452	2279	285	19	168	697	37	39	64	525	47	947	109	59

2001 ANGELS DESIGNATED HITTERS

PLAYER	AVG	G	AB	R	H	TB	2B	3B	HR	RBI	SH	SF	HP	BB	IBB	SO	SB	CS
Wooten, S	.242	27	91	5	22	27	5	0	0	7	0	1	2	1	0	23	1	0
Palmeiro, O	.208	30	77	8	16	18	2	0	0	11	2	3	0	12	1	8	1	2
Hill, G	.136	16	66	4	9	12	0	0	1	2	0	0	0	0	0	20	0	0
Eckstein, D	.232	14	56	2	13	14	1	0	0	5	2	0	3	6	0	8	4	0
Spiezio, S	.164	20	55	5	9	11	2	0	0	5	0	1	1	5	1	8	0	0
Anderson, G	.308	12	52	3	16	25	3	0	2	10	0	0	0	0	0	13	0	0
Salmon, T	.222	12	45	6	10	21	2	0	3	7	0	0	0	7	3	13	0	0
Gil, B	.172	14	29	0	5	5	0	0	0	2	0	1	0	3	0	9	0	1
Joyner, W	.346	9	26	3	9	13	1	9	1	3	0	0	0	5	0	5	0	1
Fernandez, J	.095	7	21	1	2	3	1	0	0	0	0	0	0	2	0	7	0	1
Erstad, D	.000	4	15	0	0	0	0	0	0	0	0	0	0	3	0	6	1	1
Kennedy, A	.267	5	15	0	4	5	1	0	0	1	1	0	0	1	0	5	0	0
DaVanon, J	.182	6	11	1	2	5	0	0	1	2	0	0	0	1	0	5	0	1
Glaus, T	.143	2	7	1	1	1	0	0	0	1	0	0	0	2	0	1	1	0
Molina, B	.333	1	3	0	1	1	0	0	0	0	0	0	0	0	0	1	0	0
Nieves, J	.500	4	2	0	1	1	0	0	0	0	0	0	0	0	0	0	0	0
Burke, J	1.000	1	1	1	1	1	0	0	0	0	0	0	0	0	0	0	0	0
TOTALS	.212	-	572	40	121	163	18	0	8	56	5	6	6	48	5	132	8	7

2001 ANGELS PITCHING

PITCHER	W	L	ERA	G	GS	CG	SHO	GF	SV	IP	H	R	ER	HR	HB	BB	IB	SO	WP	BK	OPP
Borland, T	0	1	10.80	2	0	0	0	1	0	3.1	8	5	4	1	0	1	0	0	0	0	.471
Cooper, B	0	1	2.63	7	1	0	0	5	0	13.2	10	5	4	2	0	4	0	7	0	0	.200
Green, S	0	0	3.00	1	1	0	0	0	0	6	4	2	2	0	0	6	0	4	2	0	.190
Hasegawa, S	5	6	4.04	46	0	0	0	10	0	55.2	52	28	25	5	2	20	5	41	2	0	.248
Holtz, M	1	2	4.86	63	0	0	0	11	0	37	40	24	20	5	2	15	4	38	5	0	.274
Levine, A	8	10	2.38	64	1	0	0	21	2	75.2	71	25	20	7	2	28	4	40	6	0	.257
Lukasiewicz, M	0	2	6.04	24	0	0	0	11	0	22.1	21	17	15	6	2	9	2	25	2	0	.247
Miadich, J	0	0	4.50	11	0	0	0	4	0	10	6	5	5	2	0	8	0	11	1	0	.182
Ortiz, R	13	11	4.36	32	32	2	0	0	0	208.2	223	114	101	25	12	76	6	135	7	0	.274
Percival, T	4	2	2.65	57	0	0	0	50	39	57.2	39	19	17	3	2	18	1	71	2	0	.187
Pote, L	2	0	4.15	44	1	0	0	15	2	86.2	88	41	40	11	3	32	5	66	3	0	.258
Rapp, P	5	12	4.76	31	28	1	0	1	0	170	169	96	90	20	2	71	2	82	4	0	.261
Schoeneweis, S	10	11	5.08	32	32	1	0	0	0	205.1	227	122	116	21	14	77	2	104	4	1	.281
Shields, R	0	0	0.00	8	0	0	0	6	0	11	8	1	0	0	1	7	0	7	2	0	.200
Valdes, I	9	13	4.45	27	27	1	0	0	0	163.2	177	82	81	20	8	50	3	100	3	0	.277
Washburn, J	11	10	3.77	30	30	1	0	0	0	193.1	196	89	81	25	7	54	4	126	3	0	.263
Weber, B	6	2	3.42	56	0	0	0	19	0	68.1	66	28	26	4	5	31	8	40	0	1	.251
Wise, M	1	4	4.38	11	9	0	0	2	0	49.1	47	27	24	11	2	18	1	50	0	0	.250
TOTALS	75	87	4.20	162	162	6	11	156	43	1437.2	1452	730	671	168	64	525	47	947	46	2	.263
OPP.	78	75	3.96	162	162	9	12	153	46	1444	1447	691	636	158	77	494	34	1001	58	4	.261

WIN STREAK: 6, July 16-22

LOSING STREAK: 7, June 28-July 4; Sept. 21-28; Sept. 30-Oct. 7





YEAR-BY-YEAR STATISTICAL REVIEW

2002 ANGELS BATTING

PLAYER	AVG	G	AB	R	H	TB	2B	3B	HR	RBI	SH	SF	HP	BB	IBB	SO	SB	CS
Amezaga, A	.538	12	13	3	7	9	2	0	0	2	0	0	0	0	0	1	1	0
Anderson, G	.306	158	638	93	195	344	56★	3	29	123	0	10	0	30	11	80	6	4
Appier, K	.000	32	2	0	0	0	0	0	0	0	2	0	0	0	0	2	0	0
Bellinger, C	.000	2	1	0	0	0	0	0	0	0	0	0	0	0	0	1	0	0
Davanon, J	.167	16	30	3	5	11	3	0	1	4	1	0	0	2	0	6	1	0
RIGHT	.091	11	19	4	2	1	0	0	0	0	0	0	0	1	0	4		
LEFT	.211	19	4	9	2	0	1	4	1	0	0	0	1	0	2			
Eckstein, D	.293	152	608	107	178	236	22	6	8	63	14★	8	27★	45	0	44	21	13
Erstad, D	.283	150	625	99	177	243	28	4	10	73	5	4	2	27	4	67	23	3
Fabregas, J	.193	35	88	8	17	18	1	0	0	8	2	0	0	6	1	6	0	0
Fasano, S	.000	2	1	0	0	0	0	0	0	0	0	0	0	0	0	1	0	0
Figgins, C	.167	15	12	6	2	3	1	0	0	1	0	0	0	0	0	5	2	1
RIGHT	.125	8	1	2	1	0	0	0	0	0	0	0	0	0	0	4		
LEFT	.250	4	1	1	0	0	0	0	1	0	0	0	0	0	0	1		
Fullmer, B	.289	130	429	75	124	228	35	6	19	59	0	3	15	32	6	44	10	3
Gil, B	.285	61	130	11	37	56	8	1	3	20	2	2	0	5	0	33	2	1
Glaus, T	.250	156	569	99	142	258	24	1	30	111	0	8	6	88	4	144	10	3
Kennedy, A	.312	144	474	65	148	213	32	6	7	52	5	4	7	19	1	80	17	4
Molina, B	.245	122	428	34	105	138	18	0	5	47	6	6	4	15	3	34	0	0
Molina, J	.271	29	70	5	19	22	3	0	0	5	4	2	0	5	0	15	0	2
Nieves, J	.289	45	97	17	28	30	2	0	0	6	1	0	0	2	0	14	1	1
Ochoa, A	.277	37	65	8	18	31	7	0	2	10	0	0	0	10	0	5	2	2
Ortiz, R	.000	32	7	0	0	0	0	0	0	0	0	0	0	0	0	3	0	0
Palmeiro, O	.300	110	263	35	79	93	12	1	0	31	4	3	0	30	1	22	7	2
Ramirez, J	.281	29	32	6	9	14	0	1	1	7	0	0	1	2	0	14	0	2
Salmon, T	.286	138	483	84	138	243	37	1	22	88	0	7	7	71	3	102	6	3
Schoeneweis, S	.000	54	2	0	0	0	0	0	0	0	0	0	0	0	0	2	0	0
Sele, A	.500	26	2	0	1	1	0	0	0	0	0	0	0	0	0	1	0	0
Spizio, S	.285	153	491	80	140	214	34	2	12	82	3	6	4	67	7	52	6	7
RIGHT	.368	152	56	82	8	0	6	35	2	4	1	24	0	16				
LEFT	.248	339	84	132	26	2	6	47	1	2	3	43	7	36				
Washburn, J	.200	32	5	0	1	1	0	0	0	0	0	0	0	0	0	3	0	0
Wooten, W	.292	49	113	13	33	50	8	0	3	19	0	1	1	6	1	24	2	0
PITCHERS	.111	162	18	0	2	2	0	0	0	0	2	0	0	0	0	11	0	0
TOTALS	.282	162	5678	851	1603	2456	333	32	152	811	49	64	74	462	42	805	117	51
OPP.	.247	162	5453	644	1345	2138	248	19	169	609	27	59	49	509	24	999	78	51

2002 ANGELS DESIGNATED HITTERS

PLAYER	AVG	G	AB	R	H	TB	2B	3B	HR	RBI	SH	SF	HP	BB	IBB	SO	SB	CS
Anderson, G	.317	10	41	2	13	19	3	0	1	6	0	0	0	2	0	1	0	0
DaVanon, J	.250	4	4	1	1	2	1	0	0	0	1	0	0	0	0	0	1	0
Eckstein, D	.308	3	13	3	4	5	1	0	0	2	0	0	0	1	0	1	1	0
Erstad, D	.188	4	16	0	3	4	1	0	0	1	1	0	0	1	0	2	1	0
Fullmer, B	.277	93	328	54	91	166	27	6	12	48	0	3	11	22	2	34	7	2
Gil, B	.438	10	16	3	7	16	1	1	2	6	0	0	0	1	0	4	0	0
Kennedy, A	.200	1	5	1	1	1	0	0	0	0	0	0	0	0	0	0	0	0
Palmeiro, O	.625	6	8	1	5	5	0	0	0	2	0	0	0	1	0	1	0	0
Salmon, T	.256	25	82	18	21	43	7	0	5	11	0	0	2	14	0	20	1	1
Wooten, S	.236	26	72	8	17	28	2	0	3	9	0	1	1	4	1	15	1	0
TOTALS	.279		585	91	163	289	43	7	23	85	2	4	14	66	3	78	12	3

2002 ANGELS PITCHING

PITCHER	W	L	ERA	G	GS	CG	GF	SV	SHO	IP	H	R	ER	HR	HB	BB	IB	SO	WP	BK	OPP
Appier, K	14	12	3.92	32	32	0	0	0	0	188.1	191	89	82	23	7	64	2	132	7	0	.267
Callaway, M	2	1	4.19	6	6	0	0	0	0	34.1	31	20	16	4	3	11	0	23	2	0	.235
Cook, D	1	1	3.38	37	0	0	5	0	0	24	21	9	9	2	1	10	0	13	0	0	.241
Donnelly, B	1	1	2.17	46	0	0	11	1	0	49.2	32	13	12	2	2	19	3	54	1	0	.184
Lackey, J	9	4	3.66	18	1	0	0	0	0	108.1	113	52	44	10	4	33	0	69	7	2	.267
Levine, A	4	4	4.24	52	0	0	21	5	0	63.2	61	35	30	8	2	34	3	40	2	0	.253
Lukasiewicz, M	2	0	3.86	17	0	0	4	0	0	14	17	6	6	0	0	9	0	15	0	0	.298
Ortiz, R	15	9	3.77	32	32	4	0	0	1	217.1	188	97	91	40★	5	68	0	162	7	3	.230
Percival, T	4	1	1.92	58	0	0	50	40	0	56.1	38	12	12	5	0	25	1	68	5	0	.188
Pote, L	0	2	3.22	31	0	0	13	0	0	50.1	33	20	18	7	3	26	2	32	3	0	.194
Rodriguez, F	0	0	0.00	5	0	0	4	0	0	5.2	3	0	0	0	1	2	1	13	0	0	.167
Schoeneweis, S	9	8	4.88	54	15	0	4	1	0	118	119	68	64	17	5	49	4	65	1	1	.264
Sele, A	8	9	4.89	26	26	1	0	0	1	160	190	92	87	21	7	49	2	82	5	0	.299
Shields, S	5	3	2.20	29	1	0	13	0	0	49	31	13	12	4	1	21	1	30	3	0	.188
Wall, D	0	0	6.43	17	0	0	8	0	0	21	17	15	15	3	1	7	1	13	2	0	.221
Washburn, J	18	6	3.15	32	32	1	0	0	0	206	183	75	72	19	3	59	1	139	5	1	.235
Weber, B	7	2	2.54	63	0	0	16	7	0	78	70	25	22	4	3	22	3	43	2	0	.249
Wise, M	0	0	3.24	7	0	0	6	0	0	8.1	7	3	3	0	1	1	0	6	0	0	.233
TOTALS	99	63	3.69	162	162	7	155	54	14	1452.1	1345	644	595	169	49	509	24	999	52	7	.247
OPP.	63	99	4.77	162	162	8	154	36	8	1437	1603	851	762	152	74	462	42	805	55	11	.282

WIN STREAK: 10, Aug. 29-Sept. 8

LOSING STREAK: 6, April 8-13



YEAR-BY-YEAR STATISTICAL REVIEW



2003 ANGELS BATTING

PLAYER	AVG	G	AB	R	H	TB	2B	3B	HR	RBI	SH	SF	HP	BB	IBB	SO	SB	CS
Amezaga, A.	.210	37	105	15	22	35	3	2	2	7	5	0	1	9	0	23	2	2
Anderson, G.	.315	159	638	80	201	345	49★	4	29	116	0	4	0	31	10	83	6	3
Davanon, J.	.282	123	330	56	93	147	16	1	12	43	4	5	1	42	0	59	17	5
RIGHT	.342		38		13	22	3	0	2	7	0	0	0	8	0	12		
LEFT	.274		292		80	125	13	1	10	36	4	5	1	34	0	47		
Delgado, W.	.320	19	50	4	16	16	0	0	0	4	0	0	0	8	0	8	0	0
RIGHT	.182		11		2	2	0	0	0	0	0	0	0	2	0	2		
LEFT	.359		39		14	14	0	0	0	4	0	0	0	6	0	6		
Durrington, T.	.143	12	14	5	2	2	0	0	0	1	0	0	0	3	0	0	1	1
Eckstein, D.	.252	120	452	59	114	147	22	1	3	31	10	4	15	36	0	45	16	5
Erstad, D.	.252	67	258	35	65	86	7	1	4	17	2	2	4	18	1	40	9	1
Figgins, C.	.296	71	240	34	71	88	9	4	0	27	6	4	0	20	0	38	13	7
RIGHT	.281		89		25	33	4	2	0	13	1	1	0	8	0	9		
LEFT	.305		151		46	55	5	2	0	14	5	3	0	12	0	29		
Fullmer, B.	.306	63	206	32	63	103	9	2	9	35	0	1	2	26	4	31	5	4
GiLB	.192	62	125	12	24	34	5	1	1	9	4	2	0	4	1	33	5	1
Glaus, T.	.248	91	319	53	79	148	17	2	16	50	0	1	1	46	4	73	7	2
Gregorio, T.	.158	12	19	1	3	3	0	0	0	2	0	0	1	1	0	8	0	0
Johnson, G.	.375	5	8	1	3	4	1	0	0	0	0	0	0	1	0	1	0	1
Kennedy, A.	.269	143	449	71	121	179	17	1	13	49	2	5	9	45	4	73	22	9
Molina, B.	.281	119	409	37	115	181	24	0	14	71	2	4	2	13	2	31	1	1
Molina, J.	.184	53	114	12	21	25	4	0	0	6	4	1	3	1	0	26	0	0
Owens, E.	.270	111	241	29	65	74	6	0	1	20	4	1	1	10	0	24	11	8
Quinlan, R.	.287	38	94	13	27	35	4	2	0	4	1	0	0	6	0	16	1	2
Ramirez, J.	.000	6	2	1	0	0	0	0	0	0	1	0	0	0	0	0	0	0
Riggs, A.	.246	24	61	11	15	30	4	1	3	5	2	0	0	9	0	9	3	1
Salmon, T.	.275	148	528	78	145	245	35	4	19	72	0	6	10	77	3	93	3	1
Spiezio, S.	.265	158	521	69	138	236	36	7	16	83	2	7	5	46	8	66	6	3
RIGHT	.223		148		33	50	6	1	3	22	2	2	2	11	2	22		
LEFT	.282		373		105	186	30	6	13	61	0	5	3	35	6	44		
PITCHERS	.095	162	21	1	2	2	0	0	0	1	0	0	0	0	0	9	0	0
TOTALS	.268	162	5487	736	1473	2265	276	33	150	687	50	50	56	476	42	838	129	61
OPP.	.261	162	5532	743	1444	2328	260	27	190	716	25	42	76	486	38	980	80	48

2003 ANGELS DESIGNATED HITTERS

BATTER	AVG	G	AB	R	H	TB	2B	3B	HR	RBI	SH	SF	HP	BB	IBB	SO	SB	CS
Amezaga, A.	.000	1	0	0	0	0	0	0	0	0	0	0	0	0	0	0	0	0
Anderson, G.	.361	15	61	7	22	37	3	0	4	17	0	0	0	4	1	7	2	0
Davanon, J.	.000	1	0	0	0	0	0	0	0	0	0	0	0	1	0	0	0	0
Durrington, T.	.000	2	0	0	0	0	0	0	0	0	0	0	0	0	0	0	0	1
Eckstein, D.	.182	3	11	0	2	2	0	0	0	0	0	0	0	1	0	1	2	0
Figgins, D.	.000	3	4	0	0	0	0	0	0	0	0	0	0	0	0	1	0	1
Fullmer, B.	.277	41	141	19	39	63	6	0	6	26	0	1	1	16	1	24	2	3
GiLB	.000	2	1	1	0	0	0	0	0	0	0	0	0	0	0	0	0	0
Glaus, T.	.286	4	14	3	4	8	1	0	1	4	0	0	0	2	0	3	0	0
Kennedy, A.	.000	1	0	0	0	0	0	0	0	0	0	0	0	1	0	0	0	0
Owens, E.	.500	3	2	1	1	1	0	0	0	0	0	0	0	0	0	1	0	0
Quinlan, R.	.333	3	12	1	4	5	1	0	0	1	0	0	0	0	0	3	0	0
Ramirez, J.	.000	1	0	1	0	0	0	0	0	0	1	0	0	0	0	0	0	0
Riggs, A.	.000	3	4	0	0	0	0	0	0	0	0	0	0	2	0	0	0	0
Salmon, T.	.250	68	248	26	62	102	17	1	7	30	0	3	3	37	2	48	0	0
Wesson, B.	.000	1	0	1	0	0	0	0	0	0	0	0	0	0	0	0	0	0
Wooten, W.	.171	28	76	5	13	21	2	0	2	8	0	0	0	2	1	11	0	1
TOTALS	.256		574	65	147	239	30	1	20	86	1	4	4	66	5	99	6	6

2003 ANGELS PITCHING

PITCHER	W	L	ERA	G	GS	CG	GF	SHO	SV	IP	H	R	ER	HR	HB	BB	IBB	SO	WP	BK	AVG
Appier, K.	7	7	5.63	19	19	0	0	0	0	92.2	105	60	58	17	8	36	4	50	4	1	.279
Bootcheck, C.	0	1	9.58	4	1	0	2	0	0	10.1	16	13	11	5	0	6	0	7	0	0	.340
Callaway, M.	1	4	6.81	17	4	0	8	0	0	38.1	57	32	29	7	1	16	1	22	0	0	.345
Donnelly, B.	2	2	1.58	63	0	0	15	0	3	74.0	55	14	13	2	4	24	1	79	1	0	.200
Glover, G.	1	0	5.00	18	0	0	7	0	0	27.0	34	15	15	3	1	8	1	14	1	0	.315
Gregg, K.	2	0	3.28	5	3	0	0	0	0	24.2	18	9	9	3	1	8	0	14	0	0	.205
Jones, G.	0	0	4.88	18	0	0	7	0	0	27.2	29	15	15	3	2	14	0	28	5	0	.261
Lackey, J.	10	16	4.63	33	33	2	0	2	0	204.0	223	117	105	31	10	66	4	151	11	1	.278
Miadich, J.	0	0	18.00	1	0	0	0	0	0	2.0	5	4	4	0	1	1	0	3	1	0	.500
Ortiz, R.	16	13	5.20	32	32	1	0	0	0	180.0	209	121	104	28	12	63	0	94	4	0	.287
Percival, T.	0	5	3.47	52	0	0	49	0	33	49.1	33	22	19	7	3	23	1	48	1	0	.184
Rodriguez, F.	8	3	3.03	59	0	0	23	0	2	86.0	50	30	29	12	2	35	5	95	7	0	.172
Rodriguez, R.	0	0	2.45	3	0	0	2	0	0	3.2	4	1	1	0	0	1	0	3	0	0	.308
Schoeneweis, S.	1	1	3.96	39	0	0	12	0	0	38.2	37	19	17	2	3	10	3	29	1	0	.250
Sele, A.	7	11	5.77	25	25	0	0	0	0	121.2	135	82	78	17	12	58	1	53	5	0	.284
Shields, S.	5	6	2.85	44	13	0	5	0	1	148.1	138	56	47	12	5	38	6	111	4	0	.247
Turnbow, T.	2	0	0.59	11	0	0	7	0	0	15.1	7	1	1	0	0	3	0	15	0	0	.140
Washburn, J.	10	15	4.43	32	32	2	0	0	0	207.1	205	106	102	34★	11	54	4	118	4	1	.256
Weber, B.	5	1	2.69	62	0	0	20	0	0	80.1	84	26	24	7	0	22	7	46	4	0	.275
TOTALS	77	85	4.28	162	162	5	157	9	39	1431.1	1444	743	680	190	76	486	38	980	53	3	.261
OPP.	85	77	4.28	162	162	12	150	12	46	1432.1	1473	736	681	150	56	476	42	838	47	7	.268

WIN STREAK: 5; three times; last, Aug. 13-17

LOSING STREAK: 5; three times; last, Sept. 9-13





YEAR-BY-YEAR STATISTICAL REVIEW

2004 ANGELS BATTING

PLAYER	AVG	G	AB	R	H	TB	2B	3B	HR	RBI	SH	SF	HP	BB	IBB	SO	SB	CS
Amezaga,A	.161	73	93	12	15	23	2	0	2	11	6	0	3	3	0	24	3	2
RIGHT	.200		35		7	10	0	0	1	6	2	0	0	0	0	8		
LEFT	.138		58		8	13	2	0	1	5	4	0	3	3	0	16		
Anderson,G	.301	112	442	57	133	197	20	1	14	75	0	3	1	29	6	75	2	1
Davanon,J	.277	108	285	41	79	119	11	4	7	34	1	5	0	46	2	54	18	3
RIGHT	.136		22		3	3	0	0	0	0	1	0	0	3	0	8		
LEFT	.289		263		76	116	11	4	7	34	0	5	0	43	2	46		
Eckstein,D	.276	142	566	92	156	188	24	1	2	35	14	2	13	42	1	49	16	5
Erstad,D	.295	125	495	79	146	198	29	1	7	69	3	4	4	37	1	74	16	1
Figgins,C	.296	148	577	83	171	242	22	17	5	60	10	2	0	49	0	94	34	13
RIGHT	.314		169		53	71	5	5	1	18	3	0	0	22	0	38		
LEFT	.289		408		118	171	17	12	4	42	7	2	0	27	0	56		
Galarrraga,A	.300	7	10	1	3	6	0	0	1	2	0	0	1	0	0	3	0	0
Glaus,T	.251	58	207	47	52	119	11	1	18	42	0	1	3	31	3	52	2	3
Guerrero,V	.337	156	612	124★	206	366★	39	2	39	126	0	8	8	52	14	74	15	3
Guillen,J	.294	148	565	88	166	281	28	3	27	104	0	3	15	37	5	92	5	4
Halter,S	.202	46	114	10	23	40	5	0	4	13	0	0	0	7	0	30	1	1
Kennedy,A	.278	144	468	70	130	190	20	5	10	48	9	2	13	41	7	92	15	5
Kotchman,C	.224	38	116	7	26	32	6	0	0	15	0	1	4	7	3	11	3	0
McPherson,D	.225	16	40	5	9	19	1	0	3	6	0	0	0	3	0	17	1	0
Molina,B	.276	97	337	36	93	136	13	0	10	54	2	4	2	18	1	35	0	1
Molina,J	.261	73	203	26	53	76	10	2	3	25	5	0	0	10	0	52	4	1
Paul,J	.243	46	70	11	17	26	3	0	2	10	3	1	0	7	0	17	2	1
Pride,C	.250	35	40	5	10	13	3	0	0	3	1	0	1	0	0	11	1	0
Quinlan,R	.344	56	160	23	55	84	14	0	5	23	0	1	2	14	0	26	3	1
Riggs,A	.194	16	36	2	7	10	3	0	0	3	0	0	0	1	0	10	1	0
Salmon,T	.253	60	186	15	47	60	7	0	2	23	0	4	2	14	0	41	1	0
Colon,B	.000	34	3	0	0	0	0	0	0	0	0	0	0	0	0	1	0	0
Escobar,K	.000	33	2	0	0	0	0	0	0	0	0	0	0	0	0	0	0	0
Hensley,M	.000	16	1	0	0	0	0	0	0	0	0	0	0	0	0	1	0	0
Lackey,J	.000	33	2	0	0	0	0	0	0	0	0	0	0	0	0	1	0	0
Ortiz,R	.000	34	3	0	0	0	0	0	0	0	0	0	0	0	0	0	0	0
Sele,A	.000	28	1	0	0	0	0	0	0	0	0	0	0	0	0	1	0	0
Shields,S	.000	60	1	0	0	0	0	0	0	0	0	0	0	0	0	1	0	0
Washburn,J	.400	25	5	0	2	2	0	0	0	1	2	0	0	0	0	0	0	0
PITCHERS	.111	162	18	0	2	2	0	0	0	1	2	0	0	0	0	5	0	0
TOTALS	.282	162	5675	836	1603	2435	272	37	162	783	56	41	73	450	43	942	143	46
OPP.	.263	162	5617	734	1476	2330	298	23	170	706	35	47	44	502	27	1164	87	44

2004 ANGELS DESIGNATED HITTERS

BATTER	AVG	G	AB	R	H	TB	2B	3B	HR	RBI	SH	SF	HP	BB	IBB	SO	SB	CS
Salmon,T	.221	39	149	11	33	39	3	0	1	15	0	4	1	12	0	33	1	0
Glaus,T	.241	39	133	31	32	70	5	0	11	22	0	1	2	24	3	34	1	2
Anderson,G	.275	18	69	5	19	27	5	0	1	7	0	0	0	5	3	14	0	0
Davanon,J	.273	19	66	9	18	32	4	2	2	11	0	0	0	8	1	11	2	1
Guerrero,V	.265	13	49	9	13	22	3	0	2	6	0	0	1	4	1	3	1	0
Guillen,J	.270	10	37	7	10	17	1	0	2	7	0	0	2	5	1	5	0	0
Riggs,A	.133	4	15	1	2	3	1	0	0	1	0	0	0	1	0	6	0	0
Quinlan,R	.154	4	13	2	2	2	0	0	0	0	0	0	1	1	0	4	1	0
Molina,B	.167	5	12	1	2	6	1	0	1	1	0	0	0	1	0	7	0	0
Halter,S	.182	3	11	0	2	3	1	0	0	0	0	0	0	0	0	2	0	0
Galarrraga,A	.167	4	6	1	1	4	0	0	1	1	0	0	1	0	0	1	0	0
Eckstein,D	.200	1	5	0	1	1	0	0	0	0	0	0	0	0	0	0	0	0
Pride,C	.250	2	4	2	1	4	0	0	1	2	0	0	0	2	0	1	0	0
Ortiz,R	.333	2	3	0	1	2	1	0	0	0	0	0	0	0	0	0	0	0
Mondesir,R	.000	1	2	0	0	0	0	0	0	0	0	0	0	1	0	0	0	0
Kotchman,C	1.000	2	1	0	1	1	0	0	0	1	0	0	0	1	0	0	1	0
Figgins,D	.000	1	0	1	0	0	0	0	0	0	0	0	0	0	0	0	2	0
TOTALS	.240	167	575	80	138	233	25	2	22	74	0	5	8	65	9	121	9	3

2004 ANGELS PITCHING

PITCHER	W	L	ERA	G	GS	CG	GF	SHO	SV	IP	H	R	ER	HR	HB	BB	IBB	SO	WP	BK	OPP
Colon,B	18	12	5.01	34	34	0	0	0	0	208.1	215	122	116	38	3	71	1	158	1	0	.265
Donnelly,B	5	2	3.00	40	0	0	10	0	0	42.0	34	14	14	5	1	15	0	56	0	0	.224
Dunn,S	0	0	9.00	3	0	0	1	0	0	3.0	7	3	3	0	0	1	0	2	1	0	.438
Escobar,K	11	12	3.93	33	33	0	0	0	0	208.1	192	91	91	21	7	76	2	191	9	0	.244
Gregg,K	5	2	4.21	55	0	0	23	0	1	87.2	86	43	41	6	3	28	3	84	13	1	.255
Hensley,M	0	2	4.88	16	0	0	13	0	0	27.2	32	15	15	5	2	7	1	30	0	0	.294
Ortiz,R	14	13	4.67	33	32	1	0	1	0	198.1	215	108	103	22	8	60	4	144	11	1	.278
Percival,T	5	7	4.43	34	14	0	13	0	0	128.0	139	64	63	18	4	38	4	82	5	3	.280
Rodriguez,F	2	3	2.90	52	0	0	48	0	33	49.2	43	19	16	7	3	19	3	33	2	0	.230
Sele,A	4	1	1.82	69	0	0	29	0	12	84.0	51	21	17	2	1	33	1	123	5	0	.172
Shields,S	8	2	3.33	60	24	0	12	0	0	132.0	163	84	74	16	5	51	2	51	4	2	.310
Washburn,J	11	8	4.64	25	25	1	0	1	0	149.1	159	81	77	20	4	40	1	109	4	0	.269
TOTALS	92	70	4.28	162	162	2	160	11	50	1454.1	1476	734	692	170	44	502	27	1164	61	7	.263
OPP.	70	92	4.75	162	162	6	156	10	33	1442.1	1603	836	762	162	73	450	43	942	35	8	.282

WIN STREAK: 9; Aug. 18-27 & May 1-9

LOSING STREAK: 5; June 4-9



YEAR-BY-YEAR STATISTICAL REVIEW



2005 ANGELS BATTING

PLAYER	AVG	G	AB	R	H	TB	2B	3B	HR	RBI	SH	SF	HP	BB	IBB	SO	SB	CS
Anderson, G	.283	142	575	68	163	250	34	1	17	96	0	5	0	23	8	84	1	1
Cabrera, O	.257	141	540	70	139	197	28	3	8	57	4	2	3	38	4	50	21	2
DaVanon, J	.231	108	225	42	52	70	10	1	2	15	3	2	2	39	1	44	11	6
RIGHT	.393		28		11	15	1	0	1	3	0	0	1	6	0	7		
LEFT	.208		197		41	55	9	1	1	12	3	2	1	33	1	37		
Erstad, D	.273	153	609	86	166	226	33	3	7	66	4	2	1	47	3	109	10	3
Figgins, C	.290	158	642	113	186	255	25	10	8	57	9	5	0	64	1	101	62★	17
RIGHT	.243		222		54	71	7	2	2	17	8	0	0	28	1	40		
LEFT	.314		420		132	184	18	8	6	40	1	5	0	36	0	61		
Finley, S	.222	112	406	41	90	152	20	3	12	54	1	4	3	26	3	71	8	4
Guerrero, V	.317	141	520	95	165	294	29	2	32	108	0	5	8	61	26★	48	13	1
Izturis, M	.246	77	191	18	47	66	8	4	1	15	1	1	0	17	2	21	9	3
RIGHT	.191		47		9	13	1	0	1	5	0	1	0	6	1	6		
LEFT	.264		144		38	53	7	4	0	10	1	0	0	11	1	15		
Kennedy, A	.300	129	416	49	125	154	23	0	2	37	5	3	7	29	1	64	19	4
Kotchman, C	.278	47	126	16	35	61	5	0	7	22	1	1	0	15	0	18	1	1
Mathis, J	.333	5	3	1	1	1	0	0	0	0	0	0	0	0	0	1	0	0
McPherson, D	.244	61	205	29	50	92	14	2	8	26	0	0	1	14	0	64	3	3
Merloni, L	.000	5	5	1	0	0	0	0	0	1	0	1	0	1	0	2	0	0
Molina, B	.295	119	410	45	121	183	17	0	15	69	5	6	1	27	2	41	0	2
Molina, J	.228	75	184	14	42	64	4	0	6	25	4	0	2	13	0	41	2	0
Paul, J	.189	34	37	4	7	14	1	0	2	4	1	0	0	2	0	9	0	0
Pride, C	.091	11	11	2	1	2	1	0	0	0	0	0	0	0	0	4	0	0
Quinlan, R	.231	54	134	17	31	54	8	0	5	14	0	1	1	7	0	26	0	1
Rivera, J	.271	106	350	46	95	159	17	1	15	59	2	1	0	23	0	44	1	9
Salmon, T	.000	0	0	0	0	0	0	0	0	0	0	0	0	0	0	0	0	0
Sorensen, Z	.167	12	12	3	2	3	1	0	0	0	1	0	0	0	0	2	0	0
RIGHT	.167		6		1	2	1	0	0	0	1	0	0	0	0	1		
LEFT	.167		6		1	1	0	0	0	0	0	0	0	0	0	1		
Byrd, P	.250	31	4	0	1	1	0	0	0	0	0	0	0	0	0	0	0	0
Colon, B	.333	33	3	0	1	1	0	0	0	1	0	0	0	0	0	2	0	0
Donnelly, B	.000	66	1	0	0	0	0	0	0	0	0	0	0	0	0	0	0	0
Escobar, K	.000	16	1	0	0	0	0	0	0	0	1	0	0	0	0	0	0	0
Lackey, J	.000	33	6	0	0	0	0	0	0	0	0	0	0	0	0	1	0	0
Shields, R	.000	78	1	0	0	0	0	0	0	0	0	0	0	0	0	1	0	0
Washburn, J	.000	29	4	1	0	0	0	0	0	0	0	0	0	1	0	0	0	0
PITCHERS	.100	162	20	1	2	2	0	0	0	1	1	0	0	1	0	4	0	0
TOTALS	.270	162	5624	761	1520	2299	278	30	147	726	43	39	29	447	51	848	161	57
OPP.	.254	162	5593	643	1419	2240	285	31	158	607	39	35	48	443	24	1126	68	42

2005 ANGELS DESIGNATED HITTERS

BATTER	AVG	G	AB	R	H	TB	2B	3B	HR	RBI	SH	SF	HP	BB	IBB	SO	SB	CS
Anderson, G	.199	36	151	13	30	41	8	0	1	15	0	1	0	6	2	27	0	0
Rivera, J	.242	28	99	10	24	47	4	0	3	10	1	0	0	8	0	12	1	0
DaVanon, J	.267	30	86	21	23	26	3	0	0	7	2	1	0	13	0	18	7	2
Guerrero, V	.282	19	71	11	20	36	1	0	5	13	0	2	1	8	2	10	2	1
Kotchman, C	.239	20	67	7	16	28	3	0	3	6	1	0	0	7	0	12	1	0
Molina, B	.433	11	30	3	13	19	3	0	1	7	0	3	0	5	1	2	0	0
Figgins, C	.308	7	26	5	8	11	1	1	0	2	0	0	0	4	0	6	4	1
Erstad, D	.300	5	20	3	6	11	2	0	1	3	0	0	0	1	0	6	0	1
Finley, S	.222	5	18	2	4	6	0	1	0	4	0	0	0	1	0	6	0	0
Molina, J	.375	5	8	0	3	3	0	0	0	2	0	0	0	1	0	0	0	0
Pride, C	.167	3	6	2	1	2	1	0	0	0	0	0	0	0	0	2	0	0
Mathis, J	.500	2	2	1	1	1	0	0	0	0	0	0	0	0	0	1	0	0
Paul, J	.000	1	0	0	0	0	0	0	0	0	0	0	0	0	0	0	0	0
Sorensen, Z	.000	1	0	0	0	0	0	0	0	0	0	0	0	0	0	0	0	0
TOTALS	.255	162	584	78	149	221	26	2	14	69	4	7	1	54	5	102	15	5

2005 ANGELS PITCHING

PITCHER	W	L	ERA	G	GS	CG	GF	SHO	SV	IP	H	R	ER	HR	HB	BB	IBB	SO	WP	BK	AVG
Byrd, P	12	11	3.74	31	31	2	0	1	0	204.1	216	95	85	22	7	28	1	102	1	0	.272
Christian, J	0	0	2.45	12	0	0	1	0	0	3.2	7	1	1	0	0	2	0	4	0	0	.389
Colon, B	★21	8	3.48	33	33	2	0	0	0	222.2	215	93	86	26	3	43	0	157	2	1	.254
Donnelly, B	9	3	3.72	65	0	0	14	0	0	65.1	60	30	27	9	2	19	3	53	3	0	.244
Escobar, K	3	2	3.02	16	7	0	2	0	1	59.2	45	21	20	4	2	21	1	63	4	0	.207
Gregg, K	1	2	5.04	33	2	0	9	0	0	64.1	70	37	36	8	3	29	2	52	5	0	.273
Hensley, M	0	0	---	0	0	0	0	0	0	0.0	0	0	0	0	0	0	0	0	0	0	.000
Jones, G	0	0	6.75	6	0	0	6	0	0	5.1	7	4	4	2	0	2	0	6	0	0	.318
Lackey, J	14	5	3.44	33	33	1	0	0	0	209.0	208	85	80	13	11	71	3	199	18	0	.258
Peralta, J	1	0	3.89	28	0	0	10	0	0	34.2	28	15	15	6	0	14	2	30	2	0	.219
Rodriguez, F	2	5	2.67	66	0	0	58	0	45★	67.1	45	20	20	7	0	32	3	91	8	0	.184
Santana, E	12	8	4.65	23	23	1	0	1	0	133.2	139	73	69	17	8	47	2	99	4	0	.266
Saunders, J	0	0	7.71	2	2	0	0	0	0	9.1	10	8	8	3	0	4	0	4	1	0	.270
Shields, S	10	11	2.75	78	0	0	21	0	7	91.2	66	33	28	5	2	37	2	98	12	0	.201
Washburn, J	8	8	3.20	29	29	1	0	1	0	177.1	184	66	63	19	8	51	0	94	2	0	.274
Yan, E	1	1	4.59	49	0	0	21	0	0	66.2	66	36	34	8	0	30	4	45	5	0	.258
TOTALS	95	67	3.68	162	162	7	155	11	54	1464.1	1419	643	598	158	48	443	24	1126	70	1	.254
OPP.	67	95	4.35	162	162	7	155	6	33	1446.1	1520	761	699	147	29	447	51	848	34	7	.270

WIN STREAK: 9; Sept. 16-24 & June 20-28

LOSING STREAK: 5; August 25-30





YEAR-BY-YEAR STATISTICAL REVIEW

2006 ANGELS BATTING

PLAYER	AVG	G	AB	R	H	TB	2B	3B	HR	RBI	SH	SF	HP	BB	IBB	SO	SB	CS
Alfonzo, E.	.100	18	50	1	5	6	1	0	0	1	0	0	0	2	0	3	0	0
Anderson, G.	.280	141	543	63	152	235	28	2	17	85	0	7	0	38	11	95	1	0
Aybar, E.	.250	34	40	5	10	13	1	1	0	2	0	0	0	0	0	8	1	0
Cabrera, O.	.282	153	607	95	171	245	45	1	9	72	3	11	3	51	0	58	27	3
Erstad, D.	.221	40	95	8	21	31	8	1	0	5	1	1	2	6	0	18	1	1
Figgins, C.	.267	155	604	93	161	227	23	8	9	62	5	7	2	65	1	100	52	16
Guerrero, V.	.329	156	607	92	200	335	34	1	33	116	0	4	4	50	25★	68	15	5
Izturis, M.	.293	104	352	64	103	145	21	3	5	44	5	1	3	38	1	35	14	6
Kendrick, H.	.285	72	267	25	76	111	21	1	4	30	0	3	4	9	2	44	6	0
Kennedy, A.	.273	139	451	50	123	173	26	6	4	55	3	5	5	39	5	72	16	10
Kotchman, C.	.152	29	79	6	12	17	2	0	1	6	2	0	0	7	0	13	0	1
Mathis, J.	.145	23	55	9	8	16	2	0	2	6	0	1	0	7	1	14	0	0
McPherson, D.	.261	40	115	16	30	55	4	0	7	13	0	0	0	6	0	40	1	0
Molina, J.	.240	78	225	18	54	83	17	0	4	22	7	2	2	9	0	49	1	0
Morales, K.	.234	57	197	21	46	73	10	1	5	22	0	1	0	17	1	28	1	1
Murphy, T.	.229	48	70	12	16	25	4	1	1	6	1	1	0	5	0	21	4	1
Napoli, M.	.228	99	268	47	61	122	13	0	16	42	0	1	5	51	0	90	2	3
Pride, C.	.222	22	27	6	6	11	2	0	1	2	0	0	0	6	0	8	0	0
Quinlan, R.	.321	86	234	28	75	115	11	1	9	32	0	1	2	7	1	28	2	1
Rivera, J.	.310	124	448	65	139	235	27	0	23	85	0	6	7	33	0	59	0	4
Salmon, T.	.265	76	211	30	56	95	8	2	9	27	0	1	3	29	1	44	0	2
Santana, E.	.250	33	4	0	1	1	0	0	0	0	0	0	0	0	0	3	0	0
Willits, R.	.267	28	45	12	12	13	1	0	0	2	2	0	0	11	0	10	4	3
PITCHERS	.105	162	19	0	2	2	0	0	0	2	2	0	0	0	0	9	0	0
TOTALS	.274	162	5609	766	1539	2383	309	29	159	737	31	53	42	486	49	914	148	57
OPPONENTS	.254	162	5541	732	1410	2230	300	23	158	682	40	43	50	471	27	1164	77	40

2006 ANGELS DESIGNATED HITTERS

BATTER	AVG	G	AB	R	H	TB	2B	3B	HR	RBI	SH	SF	HP	BB	IBB	SO	SB	CS
Anderson, G.	.301	45	176	24	53	85	8	0	8	28	0	2	0	12	2	29	0	0
Guerrero, V.	.363	30	113	18	41	67	6	1	6	24	0	1	0	8	2	14	5	1
Rivera, J.	.279	18	68	12	19	43	3	0	7	16	0	0	1	4	0	10	0	0
Figgins, C.	.235	6	17	3	4	4	0	0	0	1	0	0	0	1	0	2	2	0
Kendrick, H.	.167	2	6	1	1	1	0	0	0	1	0	0	10	0	0	1	1	0
Pride, C.	.500	4	6	2	3	7	1	0	1	2	0	0	0	0	0	2	0	0
Alfonzo, E.	.000	1	4	0	0	0	0	0	0	0	0	0	0	0	0	0	0	0
Izturis, M.	.250	2	4	0	1	1	0	0	0	0	0	0	0	0	0	1	0	0
Kennedy, A.	.000	2	3	0	0	0	0	0	0	0	0	0	0	1	1	2	0	0
Aybar, E.	.000	5	2	1	0	0	0	0	0	0	0	0	0	0	0	2	0	0
McPherson, D.	1.000	2	2	2	2	6	1	0	1	1	0	0	0	0	0	0	0	0
Mathis, J.	.000	2	1	0	0	0	0	0	0	0	0	0	0	1	0	0	0	0
Quinlan, R.	.000	2	1	0	0	0	0	0	0	0	0	0	0	0	0	0	0	0
Willits, R.	.000	2	1	2	0	0	0	0	0	0	0	0	0	0	0	0	1	0
TOTALS	.294	144	586	92	172	290	27	2	29	97	0	4	5	53	5	98	9	3

2006 ANGELS PITCHING

PITCHER	W	L	ERA	G	GS	CG	GF	SHO	SV	IP	H	R	ER	HR	HB	BB	IBB	SO	WP	BK	AVG
Bootcheck, C.	0	1	10.45	7	0	0	5	0	0	10.1	16	12	12	3	0	9	0	7	1	0	.364
Bulger, J.	0	0	16.20	2	0	0	1	0	0	1.2	1	3	3	0	0	3	0	1	1	0	.167
Carrasco, H.	7	3	3.41	56	3	0	24	0	1	100.1	93	42	38	10	5	27	1	72	6	0	.244
Colon, B.	1	5	5.11	10	10	1	0	1	0	56.1	71	39	32	11	3	11	0	31	1	0	.306
Donnelly, B.	6	0	3.94	62	0	0	17	0	0	64.0	58	32	28	8	4	28	3	53	6	0	.240
Escobar, K.	11	14	3.61	30	30	1	0	0	0	189.1	192	93	76	17	4	50	2	147	7	0	.264
Gregg, K.	3	4	4.14	32	3	0	12	0	0	78.1	88	41	36	10	2	21	0	71	6	0	.280
Jones, G.	0	0	6.00	5	0	0	2	0	0	6.0	8	5	4	1	0	2	0	1	0	0	.348
Lackey, J.	13	11	3.56	33	33	3	0	2	0	217.2	203	98	86	14	9	72	4	190	16	0	.246
Moseley, D.	1	0	9.00	3	2	0	1	0	0	11.0	22	11	11	3	0	2	0	3	0	0	.440
Rodriguez, F.	2	3	1.73	69	0	0	58	0	47★	73.0	52	16	14	6	1	28	5	98	10	0	.197
Romero, J.	1	2	6.70	65	0	0	16	0	0	48.1	57	40	36	3	1	28	2	31	1	0	.298
Santana, E.	16	8	4.28	33	33	0	0	0	0	204.0	181	106	97	21	11	70	2	141	10	2	.241
Saunders, J.	7	3	4.71	13	13	0	0	0	0	70.2	71	42	37	6	1	29	1	51	2	1	.264
Shields, R.	7	7	2.87	74	0	0	13	0	2	87.2	70	30	28	8	1	24	4	84	8	0	.217
Weaver, Jef.	3	10	6.29	16	16	0	0	0	0	88.2	114	68	62	18	4	21	0	62	4	0	.309
Weaver, Jer.	11	2	2.56	19	19	0	0	0	0	123.0	94	36	35	15	3	33	1	105	2	0	.209
Yan, E.	0	0	6.85	13	0	0	8	0	0	22.1	19	18	17	4	1	13	2	16	4	0	.232
LOS ANGELES	89	73	4.04	162	162	5	157	12	50	1452.2	1410	732	652	158	50	471	27	1164	85	3	.254
OPPONENTS	73	89	4.46	162	162	7	155	8	33	1444.2	1539	766	716	159	42	486	49	914	53	4	.274

WIN STREAK: 8; July 8-18

LOSING STREAK: 6; May 17-22 & April 28-May 3



YEAR-BY-YEAR STATISTICAL REVIEW



2007 ANGELS BATTING

PLAYER	AVG	G	AB	R	H	TB	2B	3B	HR	RBI	SH	SF	HP	BB	IBB	SO	SB	CS
Anderson, G	.297	108	417	67	124	205	31	1	16	80	0	6	0	27	9	54	1	0
Aybar, E	.237	79	194	18	46	56	5	1	1	19	3	2	2	10	0	32	4	4
Budde, R	.167	12	18	0	3	4	1	0	0	1	0	0	0	0	0	6	0	0
Cabrera, O	.301	155	638	101	192	253	35	1	8	86	3	11	5	44	0	64	20	4
Evans, T	.091	8	11	3	1	4	0	0	1	2	0	0	0	2	0	4	0	0
Figgins, D	.330	115	442	81	146	191	24	6	3	58	2	8	0	51	0	81	41	12
Guerrero, V	.324	150	574	89	186	314	45	1	27	125	0	6	9	71	28★	62	2	3
Haynes, N	.267	40	45	10	12	14	0	1	0	1	0	0	0	3	0	11	1	2
Izturis, M	.289	102	336	47	97	136	17	2	6	51	1	4	0	33	2	39	7	1
Kendrick, H	.322	88	338	55	109	152	24	2	5	39	1	1	4	9	2	61	5	4
Kotchman, C	.296	137	443	64	131	207	37	3	11	68	3	5	4	53	1	43	2	4
Mathis, J	.211	59	171	24	36	60	12	0	4	23	3	4	2	15	0	49	0	1
Matthews, G	.252	140	516	79	130	216	26	3	18	72	0	6	2	55	6	102	18	4
Morales, K	.294	43	119	12	35	57	10	0	4	15	0	0	1	6	2	21	0	1
Murphy, T	.184	20	38	2	7	8	1	0	0	2	0	0	1	0	0	9	0	0
Napoli, M	.247	75	219	40	54	97	11	1	10	34	1	5	5	33	2	63	5	2
Quinlan, R	.247	79	178	21	44	62	9	0	3	21	0	1	1	14	1	27	3	2
Rivera, J	.279	14	43	3	12	19	1	0	2	8	0	0	0	1	0	4	0	0
Willits, R	.293	136	430	74	126	148	20	1	0	34	11	5	3	69	2	83	27	8
Wood, B	.152	13	33	2	5	9	1	0	1	3	0	0	0	0	0	12	0	0
LOS ANGELS	.284	162	5554	822	1578	2317	324	23	123	776	32	65	40	507	55	883	139	55
OPPONENTS	.266	162	5563	731	1480	2290	289	34	151	684	28	40	51	477	22	1156	107	31

2007 ANGELS DESIGNATED HITTERS

BATTER	AVG	G	AB	R	H	TB	2B	3B	HR	RBI	SH	SF	HP	BB	IBB	SO	SB	CS
Hillendbrand	.238	45	172	14	41	55	5	0	3	20	0	1	1	4	0	13	0	2
Guerrero, V	.270	41	159	25	43	81	6	1	10	36	0	1	3	15	8	19	1	0
Anderson, G	.208	20	72	9	15	22	4	0	1	4	0	1	0	7	4	14	0	0
Morales, K	.305	15	59	9	18	32	5	0	3	9	0	0	0	3	1	6	0	0
Willits, R	.300	15	50	11	15	17	2	0	0	6	1	0	1	9	0	12	2	2
Quinlan, R	.222	7	18	3	4	5	1	0	0	0	0	0	0	2	0	3	2	0
Matthews, G	.143	4	14	3	2	2	0	0	0	0	0	0	0	1	0	5	0	0
Rivera, J	.250	4	12	0	3	3	0	0	0	1	0	0	0	0	0	0	0	0
Izturis, M	.400	3	10	4	4	4	0	0	0	0	0	0	0	3	0	1	0	1
Cabrera, O	.250	2	8	0	2	2	0	0	0	1	0	1	0	0	0	1	1	0
Aybar, E	.000	2	3	0	0	0	0	0	0	0	0	0	0	0	0	2	0	0
Budde, R	.000	2	2	0	0	0	0	0	0	0	0	0	0	0	0	1	0	0
Haynes, N	.500	3	2	2	1	1	0	0	0	0	0	0	0	0	0	0	0	0
Kotchman, C	.500	1	2	2	1	4	0	0	1	2	0	0	0	2	0	0	0	1
Mathis, J	.000	2	2	0	0	0	0	0	0	0	0	0	0	0	0	1	0	0
Oliver, T	.000	1	1	0	0	0	0	0	0	0	0	0	0	0	0	0	0	0
Evans, T	.000	1	1	0	0	0	0	0	0	0	0	0	0	0	0	0	0	0
Figgins, C	1.000	1	1	0	1	1	0	0	0	0	0	0	0	0	0	0	0	0
TOTALS	.257	144	591	85	152	231	23	1	18	79	1	4	5	47	13	78	6	7

2007 ANGELS PITCHING

PITCHER	W	L	ERA	G	GS	CG	GF	SHO	SV	IP	H	R	ER	HR	HB	BB	IBB	SO	WP	BK	OPP AVG
Bootcheck, C	3	3	4.77	51	0	0	17	0	0	77.1	81	43	41	7	5	24	3	56	6	1	.274
Bulger, J	0	0	2.84	6	0	0	4	0	0	6.1	5	2	2	0	0	3	0	8	1	0	.227
Colon, B	6	8	6.34	19	18	0	0	0	0	99.1	132	74	70	15	5	29	1	76	1	0	.320
Escobar, K	18	7	3.40	30	30	3	0	1	0	195.2	182	79	74	11	3	66	2	160	9	0	.248
Gwyn, M	0	0	11.81	3	0	0	2	0	1	5.1	9	9	7	3	0	5	0	3	1	0	.360
Lackey, J	19	9	3.01	33	33	2	0	2	0	224.0	219	87	75	18	12	52	2	179	9	1	.254
Moseley, D	4	3	4.40	46	8	0	13	0	0	92.0	97	45	45	7	3	27	3	50	6	1	.277
Oliver, D	3	1	3.78	61	0	0	20	0	0	64.1	58	31	27	5	1	23	2	51	1	1	.239
Resop, C	0	0	4.15	4	0	0	3	0	0	4.1	4	2	2	1	0	1	0	2	0	0	.308
Rodriguez, F	5	2	2.81	64	0	0	56	0	40	67.1	50	22	21	3	1	34	0	90	7	1	.204
Santana, E	7	14	5.76	28	26	0	1	0	0	150.0	174	103	96	26	8	58	3	126	7	0	.288
Saunders, J	8	5	4.44	18	18	0	0	0	0	107.1	129	56	53	11	1	34	1	69	3	0	.298
Shields, R	4	5	3.86	71	0	0	13	0	2	77.0	62	36	33	7	4	33	0	77	6	0	.220
Speier, J	2	3	2.88	51	0	0	9	0	0	50.0	36	17	16	6	4	12	1	47	2	0	.202
Thompson, R	0	0	10.80	7	0	0	2	0	0	6.2	10	8	8	4	0	3	0	9	2	0	.345
Weaver, J	13	7	3.91	28	28	0	0	0	0	161.0	178	77	70	17	2	45	3	115	4	0	.280
LOS ANGELS	94	68	4.23	162	162	5	157	9	43	1435.0	1480	731	674	151	51	477	22	1156	69	5	.266
OPPONENTS	68	94	4.74	162	162	5	157	8	34	1425.1	1578	822	751	123	40	507	55	883	51	2	.284

WIN STREAK: 6; May 16-22

LOSING STREAK: 6; April 12-18

CLUB HISTORY





YEAR-BY-YEAR STATISTICAL REVIEW

2008 ANGELS BATTING

PLAYER	AVG	G	AB	R	H	TB	2B	3B	HR	RBI	SH	SF	HP	BB	IBB	SO	SB	CS
Anderson, G	.293	145	557	66	163	241	27	3	15	84	0	6	1	29	6	77	7	4
Aybar, E	.277	98	346	53	96	133	18	5	3	39	9	1	5	14	0	45	7	2
Brown, M	.053	11	19	0	1	2	1	0	0	3	0	0	0	1	0	10	0	0
Budde, R	.000	8	2	0	0	0	0	0	0	0	1	0	0	0	0	0	0	0
Figgins, C	.276	116	453	72	125	144	14	1	1	22	2	0	3	62	3	80	34	13
Guerrero, V	.303	143	541	85	164	282	31	3	27	91	0	4	4	51	16	77	5	3
Hunter, T	.278	146	551	85	153	257	37	2	21	78	0	1	6	50	6	108	19	5
Izturis, M	.269	79	290	44	78	105	14	2	3	37	2	2	1	26	0	27	11	2
Kendrick, H	.306	92	340	43	104	143	26	2	3	37	1	4	4	12	3	58	11	4
Kotchman, C	.287	100	373	47	107	167	24	0	12	54	0	2	5	18	3	23	2	1
Mathis, J	.194	94	283	35	55	90	8	0	9	42	8	4	3	30	4	90	2	2
Matthews, G	.242	127	426	53	103	152	19	3	8	46	0	2	4	45	2	95	8	3
Morales, K	.213	27	61	7	13	24	2	0	3	8	0	0	1	4	0	7	0	1
Napoli, M	.273	78	227	39	62	133	9	1	20	49	1	6	5	35	5	70	7	3
Quinlan, R	.262	68	164	15	43	51	1	2	1	11	0	1	2	14	0	28	4	2
Rivera, J	.246	89	256	31	63	112	13	0	12	45	0	8	0	16	0	33	1	1
Rodriguez, S	.204	59	167	18	34	53	8	1	3	10	2	1	3	14	0	55	3	1
Sandoval, F	.167	6	6	0	1	1	0	0	0	0	0	0	0	1	0	0	0	0
Teixeira, M	.358	54	193	39	69	122	14	0	13	43	0	5	4	32	4	23	2	0
Willits, R	.194	82	108	21	21	25	4	0	0	7	5	2	0	21	0	26	2	1
Wilson, B	.167	7	6	0	1	1	0	0	0	1	0	0	0	1	0	3	0	0
Wood, B	.200	55	150	12	30	49	4	0	5	13	1	1	1	4	0	43	4	0
LOS ANGELES	.268	162	5540	765	1486	2287	274	25	159	721	32	50	52	481	52	987	129	48
OPPONENTS	.261	162	5571	697	1455	2263	272	28	160	664	36	33	63	457	32	1106	109	31

2008 ANGELS DESIGNATED HITTERS

BATTER	AVG	G	AB	R	H	TB	2B	3B	HR	RBI	SH	SF	HP	BB	IBB	SO	SB	CS
Anderson, G	.279	60	240	32	67	104	6	2	9	36	0	1	0	16	3	33	3	2
Guerrero, V	.317	44	164	29	52	96	9	1	11	35	0	2	2	17	5	22	2	0
Rivera, J	.250	17	60	10	15	24	3	0	2	6	0	1	0	4	0	7	0	0
Matthews Jr.	.220	13	50	5	11	16	2	0	1	3	0	1	0	6	0	14	0	0
Hunter, T	.125	9	32	3	4	5	1	0	0	2	0	0	1	5	1	8	1	0
Teixeira, M	.500	3	12	2	6	9	0	0	1	5	0	0	0	2	1	1	0	0
Quinlan, R	.273	4	11	0	3	3	0	0	0	0	0	0	0	0	0	2	0	0
Figgins, C	.250	2	8	1	2	2	0	0	0	1	0	0	0	1	0	0	1	0
Morales, K	.000	3	8	0	0	0	0	0	0	0	0	0	0	0	0	1	0	0
Willits, R	.286	5	7	1	2	2	0	0	0	1	2	0	0	1	0	1	0	0
Sandoval, F	.000	4	3	0	0	0	0	0	0	0	0	0	0	0	0	0	0	0
Rodriguez, S	.000	2	2	0	0	0	0	0	0	0	0	0	0	0	0	1	0	0
TOTALS	.271	-	597	83	162	261	21	3	24	89	2	5	3	52	10	90	7	2

2008 ANGELS PITCHING

PITCHER	W	L	ERA	G	GS	CG	GF	SHO	SV	IP	H	R	ER	HR	HB	BB	IBB	SO	WP	BK	OPP AVG
Adenhardt,N	1	0	9.00	3	3	0	0	0	0	12.0	18	12	12	0	0	13	0	4	2	0	.360
Arredondo,J	10	2	1.62	52	0	0	10	0	0	61.0	42	15	11	3	1	22	0	55	1	0	.190
Boothcheck,C	0	1	10.13	10	0	0	4	0	0	16.0	30	18	18	2	0	12	0	14	2	0	.385
Bulger,J	0	0	7.31	14	0	0	7	0	0	16.0	15	13	13	3	2	9	0	20	0	0	.242
Garland,J	14	8	4.90	32	32	1	0	0	0	196.2	237	116	107	23	8	59	4	90	4	0	.303
Jepsen,K	0	1	4.32	9	0	0	0	0	0	8.1	8	5	4	0	0	4	0	7	1	0	.250
Lackey,J	12	5	3.75	24	24	3	0	0	0	163.1	161	71	68	26	10	40	1	130	5	0	.260
Loux,S	0	0	2.81	7	0	0	5	0	0	16.0	16	6	5	1	2	2	0	4	0	0	.262
Moseley,D	2	4	6.79	12	10	0	1	0	0	50.1	70	38	38	6	2	20	0	37	3	1	.332
O'Day,D	0	1	4.57	30	0	0	17	0	0	43.1	49	24	22	2	4	14	6	29	1	0	.283
Oliver,D	7	1	2.88	54	0	0	9	0	0	72.0	67	24	23	5	4	16	2	48	3	0	.254
Rodriguez,F	2	3	2.24	76★	0	0	69★	0	62★	68.1	54	21	17	4	2	34	4	77	6	0	.216
Santana,E	16	7	3.49	32	32	2	0	1	0	219.0	198	89	85	23	8	47	2	214	5	1	.237
Saunders,J	17	7	3.41	31	31	1	0	0	0	198.0	187	82	75	21	6	53	2	103	3	0	.253
Serrano,A	0	0	0.00	1	0	0	1	0	0	1.0	1	0	0	0	0	0	0	1	0	0	.250
Shields,S	6	4	2.70	64	0	0	12	0	4	63.1	56	29	19	6	2	29	2	64	2	0	.236
Speier,J	2	8	5.03	62	0	0	19	0	0	68.0	69	41	38	15	6	27	5	56	8	0	.261
Thompson,R	0	0	22.50	2	0	0	1	0	0	2.0	4	5	5	0	0	2	0	1	1	0	.400
Weaver,J	11	10	4.33	30	30	0	0	0	0	176.2	173	88	85	20	6	54	4	152	3	0	.254
LOS ANGELES	100	62	3.99	162	162	7	155	10	66	1451.1	1455	697	644	160	63	457	32	1106	50	2	.261
OPPONENTS	62	100	4.38	162	162	10	152	6	28	1434.1	1486	765	698	159	52	481	52	987	54	5	.268

WIN STREAK: 7; May 31-June 7

LOSING STREAK: 4; May 7-11



YEAR-BY-YEAR STATISTICAL REVIEW



2009 ANGELS BATTING

PLAYER	AVG	G	AB	R	H	TB	2B	3B	HR	RBI	SH	SF	HP	BB	IBB	SO	SB	CS
Abreu, B	.293	152	563	96	165	245	29	3	15	103	0	9	1	94	7	113	30	8
Aybar, E	.312	137	504	70	157	213	23	9	5	58	12	5	5	30	1	54	14	7
Budde, R	.000	3	3	0	0	0	0	0	0	0	0	0	0	0	0	2	0	0
Evans, T	.286	11	7	2	2	2	0	0	0	1	0	0	0	0	0	2	0	0
Figgins, C	.298	158	615	114	183	242	30	7	5	54	8	4	1	101★	0	114	42	★17
Guerrero, V	.295	100	383	59	113	176	16	1	15	50	0	4	1	19	3	56	2	1
Hunter, T	.299	119	451	74	135	229	26	1	22	90	0	5	3	47	4	92	18	4
Izturis, M	.300	114	387	74	135	168	22	3	8	65	3	7	5	35	2	41	13	5
Kendrick, H	.291	105	374	61	109	166	21	3	10	61	2	0	4	20	1	71	11	4
Mathis, J	.211	84	237	26	50	73	8	0	5	28	8	1	4	22	0	73	2	3
Matthews Jr., G	.250	103	316	44	79	114	19	2	4	50	0	2	2	40	2	74	4	1
Morales, K	.306	152	566	86	173	322	43	2	34	108	0	8	2	46	10	117	3	7
Napoli, M	.272	114	382	60	104	188	22	1	20	56	0	3	7	40	1	103	3	3
Pettit, C	.286	10	7	2	2	2	0	0	0	0	0	0	0	0	0	1	0	0
Quinlan, R	.243	54	115	13	28	39	5	0	2	14	0	0	0	5	0	30	1	1
Rivera, J	.287	138	529	72	152	253	24	1	25	88	0	5	2	36	1	57	0	1
Rodriguez, S	.200	12	25	4	5	11	0	0	2	4	0	1	0	3	0	7	0	0
Sandoval, F	.182	5	11	2	3	1	0	0	0	0	0	0	0	0	0	3	0	0
Willits, R	.213	49	80	16	17	19	2	0	0	6	6	1	0	5	0	17	5	1
Wilson, B	.200	12	5	0	1	2	1	0	0	0	1	0	0	0	0	1	1	0
Wood, B	.195	18	41	5	8	12	1	0	1	3	1	0	1	3	0	19	0	0
PITCHERS	.143	162	21	4	3	3	0	0	0	2	2	0	0	1	0	7	0	0
LOS ANGELES	.285	162	5622	883	1604	2482	293	33	173	841	43	52	41	547	32	1054	148	63
OPPONENTS	.272	162	5562	761	1513	2401	298	25	180	720	52	54	58	523	35	1062	128	39

2009 ANGELS DESIGNATED HITTERS

BATTER	AVG	G	AB	R	H	TB	2B	3B	HR	RBI	SH	SF	HP	BB	IBB	SO	SB	CS
Guerrero, V	.291	93	371	55	108	168	16	1	14	48	0	1	4	18	2	55	2	1
Napoli, M	.359	18	64	10	23	38	6	0	3	11	0	0	0	8	0	13	1	1
Abreu, B	.314	14	51	12	16	22	6	0	0	13	0	0	0	12	0	8	1	0
Rivera, J	.395	10	43	9	17	30	1	0	4	9	0	0	0	2	0	2	0	0
Izturis, M	.148	7	27	3	4	5	1	0	0	3	0	0	0	0	0	6	1	0
Kendrick, H	.318	6	22	4	7	11	1	0	1	3	0	0	0	2	0	3	0	0
Hunter, T	.429	4	14	4	6	15	0	0	3	4	0	0	0	2	0	1	0	0
Quinlan, R	.100	5	10	1	1	0	0	0	0	0	0	0	0	0	0	4	0	0
Matthews Jr.	.167	4	6	2	1	1	0	0	0	1	0	0	0	0	0	2	0	0
Mathis, J	.200	4	5	0	1	1	0	0	0	1	0	0	0	0	0	2	0	0
Figgins, C	.000	2	7	2	0	0	0	0	0	0	1	0	0	2	0	2	2	0
Budde, R	.000	1	1	0	0	0	0	0	0	0	0	0	0	0	0	1	0	0
Pettit, C	.000	3	1	1	0	0	0	0	0	0	0	0	0	0	0	0	0	0
TOTALS	.298	-	617	104	184	292	31	1	25	93	3	1	4	46	2	95	7	2

2009 ANGELS PITCHING

PITCHER	W	L	ERA	G	GS	CG	GF	SHO	SV	IP	H	R	ER	HR	HB	BB	IBB	SO	WP	BK	OPP AVG
Adenhardt, N	0	0	0.00	1	1	0	0	0	0	6.0	7	0	0	0	0	3	0	5	1	0	.292
Arredondo, J	2	3	6.00	43	0	0	15	0	0	45.0	47	30	30	6	0	23	2	47	5	1	.269
Bell, T	1	2	9.74	8	4	0	1	0	0	20.1	40	25	22	3	0	11	2	14	1	0	.412
Bulger, J	6	1	3.56	65	0	0	20	0	1	65.2	46	26	26	7	1	30	1	68	5	0	.207
Davidson, D	0	0	5.40	4	0	0	1	0	0	1.2	3	1	1	0	0	3	1	0	0	0	.375
Escobar, K	0	1	3.60	1	1	0	0	0	0	5.0	4	2	2	0	1	4	0	5	0	0	.235
Fuentes, B	1	5	3.93	65	0	0	57	0	48★	55.0	53	24	24	6	5	24	2	46	1	0	.254
Jepsen, K	6	4	4.94	54	0	0	13	0	1	54.2	63	33	30	2	0	19	2	48	6	0	.292
Kazmir	2	2	1.73	6	6	0	0	0	0	36.1	28	8	7	1	1	10	0	26	3	0	.212
Lackey, J	11	8	3.83	27	27	1	0	1	0	176.1	177	84	75	17	9	47	1	139	6	0	.263
Loux, S	2	3	5.86	18	6	0	7	0	0	58.1	84	42	38	4	4	19	0	19	3	0	.343
Mosebach, B	0	0	7.71	3	0	0	1	0	0	2.1	4	3	2	0	1	1	8	0	0	0	.364
Moseley, D	1	0	4.30	3	3	0	0	0	0	14.2	20	8	7	3	0	3	1	8	0	0	.323
O'Sullivan, S	4	2	5.92	12	10	0	1	0	0	51.2	60	34	34	12	1	16	1	29	1	0	.296
Oliver, D	5	1	2.71	63	1	0	9	0	0	73.0	61	22	22	5	5	22	8	65	7	0	.237
Ortega, A	0	2	9.24	3	3	0	0	0	0	12.2	19	15	13	4	0	6	0	7	0	0	.345
Palmer, M	11	2	3.93	40	13	1	10	0	0	121.1	105	55	53	12	4	55	2	69	5	0	.240
Rodriguez, Fer	0	0	27.00	1	0	0	0	0	0	0.2	1	3	2	1	0	2	0	1	1	0	.250
Rodriguez, Raf	0	1	5.58	18	0	0	6	0	0	30.2	47	22	19	4	1	9	1	10	1	0	.356
Santana, E	8	8	5.03	24	23	2	0	2	0	139.2	159	83	78	24	10	47	4	107	4	0	.288
Saunders, J	16	7	4.60	31	31	1	0	1	0	186.0	202	102	95	29	6	64	2	101	5	1	.279
Shields, S	6	4	2.70	64	0	0	12	0	4	63.1	56	29	19	6	2	29	2	64	2	0	.236
Speier, J	1	3	6.62	20	0	0	2	0	1	17.2	16	14	13	1	0	15	0	12	1	0	.239
Thompson, R	0	0	5.12	13	0	0	2	0	0	19.1	27	11	11	6	1	7	0	21	5	0	.329
Weaver, J	16	8	3.75	33	33	4	0	2	0	211.0	196	91	88	26	4	66	3	174	3	0	.246
LOS ANGELES	97	64	4.45	162	162	9	153	13	51	1445.0	1513	761	715	180	58	523	35	1062	67	2	.272
OPPONENTS	65	97	5.01	162	162	6	156	6	32	1429.1	1604	883	796	173	41	547	32	1054	70	8	.285

WIN STREAK: 8; July 18-25

LOSING STREAK: 4; September 22-26



CAREER BATTING LEADERS

AVERAGE ★

1. Vladimir Guerrero	.319
2. Rod Carew	.314
3. Garret Anderson	.296
Johnny Ray	.296
5. HOWIE KENDRICK	.295
6. Luis Polonia	.294
7. Juan Beniquez	.293
8. Chone Figgins	.291
9. Jim Edmonds	.290
10. Darin Erstad	.286
Wally Joyner	.286

GAMES

1. Garret Anderson	2,013
2. Tim Salmon	1,672
3. Brian Downing	1,661
4. Jim Fregosi	1,429
5. Darin Erstad	1,320
6. Bobby Grich	1,222
7. Gary DiSarcina	1,086
Dick Schofield	1,086
9. Adam Kennedy	992
10. Bob Boone	968

AT-BATS

1. Garret Anderson	7,989
2. Tim Salmon	5,934
3. Brian Downing	5,854
4. Darin Erstad	5,258
5. Jim Fregosi	5,244
6. Bobby Grich	4,100
7. Gary DiSarcina	3,744
8. Chone Figgins	3,585
9. Chili Davis	3,491
10. Dick Schofield	3,434

RUNS

1. Garret Anderson	1,024
2. Tim Salmon	986
3. Brian Downing	889
4. Darin Erstad	818
5. Jim Fregosi	691
6. Bobby Grich	601
7. Chone Figgins	596
8. Vladimir Guerrero	544
9. Troy Glaus	523
10. Chili Davis	520

HITS

1. Garret Anderson	2,368
2. Tim Salmon	1,674
3. Brian Downing	1,588
4. Darin Erstad	1,505
5. Jim Fregosi	1,408
6. Bobby Grich	1,103
7. Chone Figgins	1,045
8. Vladimir Guerrero	1,034
9. Chili Davis	973
10. Rod Carew	968

TOTAL BASES

1. Garret Anderson	3,743
2. Tim Salmon	2,958
3. Brian Downing	2,580
4. Darin Erstad	2,186
5. Jim Fregosi	2,112
6. Bobby Grich	1,788
7. Vladimir Guerrero	1,767
8. Chili Davis	1,620
9. Wally Joyner	1,511
10. Troy Glaus	1,473

EXTRA-BASE HITS

1. Garret Anderson	796
2. Tim Salmon	662
3. Brian Downing	526
4. Darin Erstad	423
5. Jim Fregosi	404
6. Vladimir Guerrero	377
7. Bobby Grich	357
8. Troy Glaus	354
9. Chili Davis	329
10. Wally Joyner	304

DOUBLES

1. Garret Anderson	489
2. Tim Salmon	339
3. Brian Downing	282
4. Darin Erstad	279
5. Jim Fregosi	219
6. Vladimir Guerrero	194
7. Gary DiSarcina	186
8. Bobby Grich	183
9. Adam Kennedy	176
10. Wally Joyner	175

TRIPLES

1. Jim Fregosi	70
2. Chone Figgins	53
3. Garret Anderson	35
4. Adam Kennedy	32
Mickey Rivers	32
6. Darin Erstad	30
7. Luis Polonia	27
Dick Schofield	27
9. Bobby Knoop	25
10. Tim Salmon	24
Devon White	24

HOME RUNS

1. Tim Salmon	299
2. Garret Anderson	272
3. Brian Downing	222
4. Troy Glaus	182
5. Vladimir Guerrero	173
6. Chili Davis	156
7. Bobby Grich	154
8. Don Baylor	141
9. Doug DeCinces	130
10. Reggie Jackson	123

RUNS BATTED IN

1. Garret Anderson	1,292
2. Tim Salmon	1,016
3. Brian Downing	846
4. Darin Erstad	625
5. Chili Davis	618
6. Vladimir Guerrero	616
7. Bobby Grich	557
8. Jim Fregosi	546
9. Wally Joyner	532
10. Don Baylor	523

BASE ON BALLS

1. Tim Salmon	970
2. Brian Downing	866
3. Bobby Grich	630
4. Jim Fregosi	558
5. Chili Davis	493
6. Troy Glaus	470
7. Darin Erstad	419
8. Chone Figgins	412
9. Rod Carew	405
10. Garret Anderson	397

STRIKEOUTS

1. Tim Salmon	1,360
2. Garret Anderson	1,117
3. Jim Fregosi	835
4. Darin Erstad	796
5. Troy Glaus	784
6. Brian Downing	759
7. Bobby Grich	758
8. Chili Davis	713
9. Reggie Jackson	690
10. Bobby Knoop	634

STOLEN BASES

1. Chone Figgins	280
2. Gary Pettis	186
3. Luis Polonia	174
4. Darin Erstad	170
5. Sandy Alomar	139
6. Mickey Rivers	126
7. Adam Kennedy	123
Devon White	123
9. Chad Curtis	116
10. Jerry Remy	110

ON-BASE PCT. ★

1. Rod Carew	.393
2. Tim Salmon	.385
3. Vladimir Guerrero	.381
4. Albie Pearson	.379
5. Brian Downing	.372
6. Bobby Grich	.370
7. Chili Davis	.365
8. Chone Figgins	.363
9. Orlando Palmeiro	.361
10. Jim Edmonds	.359

SLUGGING PCT. ★

1. Vladimir Guerrero	.546
2. Jim Edmonds	.498
Tim Salmon	.498
4. Troy Glaus	.497
5. Leon Wagner	.490
6. Mike Napoli	.485
7. TORII HUNTER	.477
8. Garret Anderson	.469
9. Fred Lynn	.464
Chili Davis	.464

OPS ★

(on-base + slugging)

1. Vladimir Guerrero	.927
2. Tim Salmon	.884
3. Jim Edmonds	.856
4. Troy Glaus	.854
5. Leon Wagner	.831
7. TORII HUNTER	.831
Mike Napoli	.831
8. Chili Davis	.829
9. Fred Lynn	.822
10. Brian Downing	.813

All Caps/**BOLD** — Active

★Based on 1,500-or-more plate appearances

HIGHEST AVERAGE

(Based on 502 plate appearances)

1. Darin Erstad	.355	2000
2. Rod Carew	.339	1983
3. Vladimir Guerrero	.337	2004
4. Rod Carew	.331	1980
5. Chone Figgins	.330	2007
Tim Salmon	.330	1995
7. Vladimir Guerrero	.329	2006
Alex Johnson	.329	1970★
9. Brian Downing	.326	1979
10. Vladimir Guerrero	.324	2007

GAMES

1. Don Baylor	162	1979★
Sandy Alomar	162	1971★
Sandy Alomar	162	1970
Jim Fregosi	162	1966
Bobby Knoop	162	1964
6. Garret Anderson	161	2001
Troy Glaus	161	2001
Mo Vaughn	161	2000
Jim Fregosi	161	1969
Bobby Knoop	161	1966
Jim Fregosi	161	1965

AT-BATS

1. Sandy Alomar	689	1971★
2. Darin Erstad	676	2000★
3. Garret Anderson	672	2001
Sandy Alomar	672	1970
Billy Moran	659	1962
6. Carney Lansford	654	1979
7. Garret Anderson	647	2000
8. Chone Figgins	642	2005
9. Devon White	639	1987
10. Orlando Cabrera	638	2007
Garret Anderson	638	2003
Garret Anderson	638	2002

RUNS

1. Vladimir Guerrero	124	2004★
2. Darin Erstad	121	2000
3. Troy Glaus	120	2000
Jim Edmonds	120	1995
Don Baylor	120	1979★
6. Tony Phillips	119	1995
7. Jim Edmonds	115	1998
Albie Pearson	115	1962★
9. Carney Lansford	114	1979
Chone Figgins	114	2009

HITS

1. Darin Erstad	240	2000★
2. Vladimir Guerrero	206	2004
3. Alex Johnson	202	1970
4. Vladimir Guerrero	200	2006
5. Garret Anderson	201	2003
6. Garret Anderson	195	2002
7. Garret Anderson	194	2001
8. Orlando Cabrera	192	2007
9. Garret Anderson	189	1997
10. Garret Anderson	188	1999
Carney Lansford	188	1979

TOTAL BASES

1. Vladimir Guerrero	366	2004★
Darin Erstad	366	2000
3. Garret Anderson	345	2003
4. Garret Anderson	344	2002
5. Troy Glaus	340	2000
6. Garret Anderson	336	2000
7. Vladimir Guerrero	335	2006
8. Don Baylor	333	1979
9. KENDRYS MORALES	322	2009
10. Garret Anderson	321	2001

EXTRA-BASE HITS

1. Garret Anderson	88	2002
2. Troy Glaus	85	2000
3. Garret Anderson	82	2003
4. Troy Glaus	81	2001
5. Vladimir Guerrero	80	2004
6. KENDRYS MORALES	79	2009
7. Garret Anderson	78	2000
8. Doug DeCinces	77	1982
9. Vladimir Guerrero	73	2007
10. Tim Salmon	72	2000
Don Baylor	72	1979

DOUBLES

1. Garret Anderson	56	2002★
2. Garret Anderson	49	2003★
3. Vladimir Guerrero	45	2007
Orlando Cabrera	45	2006
5. KENDRYS MORALES	43	2009
6. Jim Edmonds	42	1998
Johnny Ray	42	1988
Doug DeCinces	42	1982
9. Garret Anderson	41	1998
HOWIE KENDRICK	41	2010
BOBBY ABREU	41	2010

TRIPLES

1. Chone Figgins	17	2004
2. Devon White	13	1989
Mickey Rivers	13	1975★
Jim Fregosi	13	1968★
5. Jim Fregosi	12	1963
6. Adam Kennedy	11	2000
Mickey Rivers	11	1974★
Bobby Knoop	11	1966★
9. Chone Figgins	10	2005
Jerry Remy	10	1977

HOME RUNS

1. Troy Glaus	47	2000★
2. Troy Glaus	41	2001
3. Vladimir Guerrero	39	2004
Reggie Jackson	39	1982★
5. Bobby Bonds	37	1977
Leon Wagner	37	1962
7. Mo Vaughn	36	2000
Don Baylor	36	1979
9. Garret Anderson	35	2000
10. KENDRYS MORALES	34	2009
Tim Salmon	34	2000
Tim Salmon	34	1995
Wally Joyner	34	1987
Don Baylor	34	1978

★ = led or tied for league lead

RUNS BATTED IN

1. Don Baylor	139	1979★
2. Tim Salmon	129	1997
3. Vladimir Guerrero	126	2004
4. Vladimir Guerrero	125	2007
5. Garret Anderson	123	2002
Garret Anderson	123	2001
7. Garret Anderson	117	2000
Mo Vaughn	117	2000
Wally Joyner	117	1987
10. Vladimir Guerrero	116	2006
Garret Anderson	116	2003

BASE ON BALLS

1. Tony Phillips	113	1995
2. Troy Glas	112	2000
3. Troy Glas	107	2001
4. Brian Downing	106	1987
5. Tim Salmon	104	2000
6. Chone Figgins	101	2009★
7. Tim Salmon	96	2001
Albie Pearson	96	1961
9. Tim Salmon	95	1997
Albie Pearson	95	1962

STRIKEOUTS

1. Mo Vaughn	181	2000★
2. Troy Glas	163	2000
3. Troy Glas	158	2001
4. Reggie Jackson	156	1982★
5. Troy Glas	144	2002
Bobby Knoop	144	1966
7. Troy Glas	143	1999
8. Tim Salmon	142	1997
9. Reggie Jackson	141	1984
Bobby Bonds	141	1977

STOLEN BASES

1. Mickey Rivers	70	1975★
2. Chone Figgins	62	2005★
3. Gary Pettis	56	1985
4. Luis Polonia	55	1993
5. Chone Figgins	52	2006
6. Luis Polonia	51	1992
7. Gary Pettis	50	1986
8. Chad Curtis	48	1993
Luis Polonia	48	1991
Gary Pettis	48	1984

SACRIFICE HITS

1. Tim Foli	26	1982★
2. Bob Boone	23	1982
3. Luis Sojo	19	1991★
Bobby Grich	19	1978
Jerry Remy	19	1977
6. David Eckstein	16	2001★
Gary DiSarcina	16	1996
Bob Boone	16	1985
Juan Beniquez	16	1982
Rod Carew	16	1982

SACRIFICE FLIES

1. Dan Ford	13	1979★
2. Johnny Ray	12	1989
Wally Joyner	12	1986
Doug DeCinces	12	1984
Don Baylor	12	1979★
Don Baylor	12	1978★
7. Orlando Cabrera	11	2007★
Orlando Cabrera	11	2006
Tim Salmon	11	1997
Carney Lansford	11	1980

HIT BY PITCH

1. David Eckstein	27	2002★
2. David Eckstein	21	2001★
3. Don Baylor	18	1978★
Rick Reichardt	18	1968
5. Brian Downing	17	1987
Brian Downing	17	1986
7. Jose Guillen	15	2004
David Eckstein	15	2003
Brad Fullmer	15	2002
10. Mo Vaughn	14	2000
Brian Downing	14	1988

ON-BASE PCT.

(Based on 502 plate appearances)

1. Tim Salmon	.429	1995
Chili Davis	.429	1995
3. Albie Pearson	.420	1961
4. Rod Carew	.419	1979
5. Brian Downing	.418	1979
6. Chili Davis	.410	1994
Tim Salmon	.410	1998
8. Darin Erstad	.409	2000
Rod Carew	.409	1983
10. Tim Salmon	.404	2000

SLUGGING PCT. ★★

1. Troy Glas	.604	2000
2. Vladimir Guerrero	.598	2004
3. Tim Salmon	.594	1995
4. Jim Edmonds	.571	1996
5. KENDRYS MORALES	.569	2009
6. Vladimir Guerrero	.565	2005
7. Chili Davis	.561	1994
8. Vladimir Guerrero	.552	2006
9. Doug DeCinces	.548	1982
10. Vladimir Guerrero	.547	2007

OPS ★★

(on-base + slugging)

1. Tim Salmon	1.024	1995
2. Troy Glas	1.008	2000
3. Vladimir Guerrero	.989	2004
4. Chili Davis	.971	1994
5. Vladimir Guerrero	.959	2005
6. Darin Erstad	.951	2000
7. Vladimir Guerrero	.950	2007
8. Tim Salmon	.945	2000
9. Tim Salmon	.943	1998
Chili Davis	.943	1995

ALL CAPS/BOLD — Current Angel

★★ Based on 3.1 plate appearances multiplied by games played by Angels

ROOKIE SINGLE SEASON BATTING



HIGHEST AVERAGE

(Based on 502 plate appearances)

1. REGGIE WILLITS	.293	2007
2. Wally Joyner	.290	1986
3. David Eckstein	.287	2001
5. Lee Thomas	.284	1961
Tim Salmon	.283	1993

GAMES

1. Bobby Knoop	162	1964
2. Devon White	159	1987
3. Gary DiSarcina	157	1992
4. Adam Kennedy	156	2000
5. Paul Schaal	155	1965
Bob Rodgers	155	1962

AT-BATS

1. Devon White	639	1987
2. Adam Kennedy	598	2000
3. Wally Joyner	593	1986
4. David Eckstein	579	2001
5. Jerry Remy	569	1975

RUNS

1. Devon White	103	1987
2. Tim Salmon	93	1993
3. David Eckstein	82	2001
Adam Kennedy	82	2000
Wally Joyner	82	1986
Jerry Remy	82	1975

HITS

1. Wally Joyner	172	1986
2. Devon White	168	1987
3. David Eckstein	166	2001
4. Adam Kennedy	159	2000
5. Jerry Remy	147	1975

TOTAL BASES

1. Devon White	283	1987
2. Tim Salmon	276	1993
3. Wally Joyner	271	1986
4. Adam Kennedy	241	2000
5. Ken Hunt	232	1961

EXTRA BASE HITS

1. Tim Salmon	67	1993
2. Devon White	62	1987
3. Ken Hunt	57	1961
4. Adam Kennedy	53	2000
5. Wally Joyner	52	1986

DOUBLES

1. Tim Salmon	35	1993
2. Bob Rodgers	34	1962
3. Adam Kennedy	33	2000
Devon White	33	1987
5. Ken Hunt	29	1961

TRIPLES

1. Adam Kennedy	11	2000
2. Gary Pettis	6	1984
Bob Rodgers	6	1962
4. Devon White	5	1987
Ken Landreaux	5	1978
Jerry Remy	5	1975
Lee Thomas	5	1961

HOME RUNS

1. Tim Salmon	31	1993
2. Ken Hunt	25	1961
3. Devon White	24	1987
Lee Thomas	24	1961
5. Wally Joyner	22	1986

RUNS BATTED IN

1. Wally Joyner	100	1986
2. Tim Salmon	95	1993
3. Devon White	87	1987
4. Ken Hunt	84	1961
5. Willie Aikens	81	1979

BASE ON BALLS

1. Tim Salmon	82	1993
2. REGGIE WILLITS	69	2007
3. Willie Aikens	61	1979
Paul Schaal	61	1965
5. Gary Pettis	60	1984

STRIKEOUTS

1. Tim Salmon	135	1993
Devon White	135	1987
3. Ken Hunt	120	1961
4. Gary Pettis	115	1984
5. Bobby Knoop	109	1964

STOLEN BASES

1. Gary Pettis	48	1984
2. Chad Curtis	43	1992
3. Jose Cardenal	37	1965
4. Jerry Remy	34	1975
5. Devon White	32	1987

SACRIFICE HITS

1. David Eckstein	16	2001
2. Mark McLemore	15	1987
3. Devon White	14	1987
4. Steve Lubratich	13	1983
5. Jerry Remy	12	1975

SACRIFICE FLIES

1. Wally Joyner	12	1986
2. Tim Salmon	8	1993
Bob Rodgers	8	1962
4. Bengie Molina	7	2000
Carney Lansford	7	1978

HIT BY PITCH

1. David Eckstein	21	2001
2. Rick Reichardt	13	1966
3. Gary DiSarcina	7	1992
Ron Jackson	7	1976
Dave Chalk	7	1974

GAMES BY POSITION

1B Wally Joyner	152	1986
2B Bobby Knoop	161	1964
SS Gary DiSarcina	157	1992
3B Paul Schaal	153	1965
OF Devon White	159	1987
OF Tim Salmon	140	1993
OF Chad Curtis	135	1992
C Bob Rodgers	150	1962
DH Willie Aikens	51	1979

ROOKIE ALL-STARS

1B Wally Joyner	1986★
SS Dave Chalk	1974

ALL CAPS/BOLD — Active

★ Indicates starter



Wally Joyner



YEARLY LEADERS BATTING

★ Based on 502 plate appearances

★★ Based on 3.1 plate appearances multiplied by games played by Angels

Year	Average★	Games	At Bats	Runs	Hits	Total Bases
1961	Pearson (.288)	Hunt (149)	Hunt (479)	Pearson (92)	L. Thomas (129)	Wagner (232)
1962	L. Thomas (.290)	4 with (160)	Moran (659)	Pearson# (115)	Moran (186)	Wagner (306)
1963	Pearson (.304)	Fregosi Pearson (154)	Moran (597)	Pearson (92)	Pearson (176)	Wagner (251)
1964	Fregosi (.277)	Knoop (162)	Rodgers (514)	Fregosi (86)	Fregosi (140)	Fregosi (234)
1965	Fregosi (.277)	Fregosi (161)	Fregosi (602)	Fregosi (66)	Fregosi (167)	Fregosi (245)
1966	Cardenal (.276)	Fregosi (162)	Fregosi (611)	Fregosi (78)	Cardenal (155)	Fregosi (239)
1967	Fregosi (.290)	Knoop (159)	Fregosi (590)	Mincher (81)	Fregosi (171)	Mincher (237)
1968	Reichardt (.255)	Fregosi (159)	Fregosi (614)	Fregosi (77)	Fregosi (150)	Reichardt (225)
1969	Johnstone (.270)	Fregosi (161)	Fregosi (580)	Fregosi (78)	Alomar (153)	Fregosi (221)
1970	Johnson# (.329)	Alomar# (162)	Alomar (672)	Fregosi (95)	Johnson (202)	Johnson (282)
1971	Alomar (.260)	Alomar# (162)	Alomar# (689)	Alomar (77)	Alomar (179)	McMullen (234)
1972	Pinson (.275)	Alomar (155)	Alomar (610)	Alomar (65)	Oliver (154)	Oliver (222)
1973	Robinson (.266)	Oliver (151)	Oliver (544)	Robinson (85)	Oliver (144)	Robinson (261)
1974	Rivers (.285)	Doyle (147)	Doyle (511)	Robinson (75)	Rivers Doyle (133)	Robinson (197)
1975	Rivers (.284)	Rivers (155)	Rivers (616)	Remy (82)	Rivers (175)	Rivers (221)
1976	Remy (.263)	Bochte (146)	Remy (502)	Remy (64)	Remy (132)	Remy (152)
1977	Chalk (.277)	Bonds (158)	Bonds (592)	Bonds (103)	Bonds (156)	Bonds (308)
1978	Bostock (.296)	Baylor (158)	Baylor (591)	Baylor (103)	Bostock (168)	Baylor (279)
1979	Downing (.326)	Baylor# (162)	Lansford (654)	Baylor# (120)	Lansford (188)	Baylor (333)
1980	Carew (.331)	Lansford (151)	Lansford (602)	Lansford (87)	Carew (79)	Carew (236)
1981	Carew★★ (.305)	Burleson# (109)	Burleson (430)	Carew (57)	Burleson (126)	Grich (191)
1982	Carew (.319)	Downing (158)	Downing (623)	Downing (109)	Downing (175)	DeCinces (315)
1983	Carew (.339)	Boone (142)	Carew (472)	Downing (68)	Carew (160)	Lynn (211)
1984	Downing (.275)	Downing (156)	DeCinces (547)	Lynn (84)	Downing (148)	Downing (249)
1985	Carew (.280)	Boone Downing (150)	Downing (520)	Downing (80)	Downing (137)	Jackson (224)
1986	Joyner (.290)	Joyner Pettis (154)	Joyner (593)	Pettis (93)	Joyner (172)	Joyner (271)
1987	Joyner (.285)	White (159)	White (639)	Downing (110)	White (168)	Joyner (298)
1988	Ray (.306)	C. Davis Joyner (158)	Ray (602)	C. Davis Joyner (81)	Ray (184)	C. Davis (259)
1989	Ray (.289)	Joyner (159)	White (636)	White (86)	Joyner (167)	Joyner (249)
1990	Parrish (.268)	Parrish (133)	Parrish (470)	Winfield (70)	Polonia (135)	Winfield (215)
1991	Joyner (.301)	Gaetti (152)	Polonia (604)	Polonia (92)	Polonia (179)	Joyner (269)
1992	Polonia (.286)	DiSarcina (157)	Polonia (577)	Polonia (83)	Polonia (165)	Polonia (190)
1993	Curtis (.285)	Davis (153)	Curtis (583)	Curtis (94)	Curtis (166)	Salmon (276)
1994	Davis★★ (.311)	Curtis (114)	Curtis (453)	Davis (72)	Davis (122)	Davis (220)
1995	Salmon (.330)	Salmon Snow (143)	Edmonds (558)	Edmonds (120)	Salmon (177)	Salmon (319)
1996	Davis (.292)	Salmon (156)	Anderson (607)	Salmon (90)	Anderson (173)	Salmon (291)
1997	Anderson (.303)	Salmon (157)	Anderson (624)	Hollins (101)	Anderson (189)	Salmon (301)
1998	Edmonds (.307)	DiSarcina (157)	Anderson (622)	Edmonds (115)	Edmonds (184)	Edmonds (303)

YEARLY LEADERS BATTING



Year	Average★	Games	At Bats	Runs	Hits	Total Bases
1999	Anderson (.303)	Anderson (157)	Anderson (620)	Anderson (88)	Anderson (188)	Anderson (291)
2000	Erstad (.355)	Vaughn (161)	Erstad# (676)	Erstad (121)	Erstad# (240)	Erstad (366)
2001	Anderson (.289)	Anderson Glaus (161)	Anderson (672)	Glaus (100)	Anderson (194)	Anderson (321)
2002	Kennedy (.312)	Anderson (158)	Anderson (638)	Eckstein (107)	Anderson (195)	Anderson (344)
2003	Anderson (.315)	Anderson (159)	Anderson (638)	Anderson (80)	Anderson (201)	Anderson (345)
2004	Guerrero (.337)	Guerrero (156)	Guerrero (612)	Guerrero# (124)	Guerrero (206)	Guerrero# (366)
2005	Guerrero (.317)	Figgins (158)	Figgins (642)	Figgins (113)	Figgins (186)	Guerrero (294)
2006	Guerrero (.329)	Guerrero (156)	Figgins Cabrera (607)	Cabrera (95)	Guerrero (200)	Guerrero (335)
2007	Figgins (.330)	Cabrera (155)	Cabrera (638)	Cabrera (101)	Cabrera (192)	Guerrero (314)
2008	Guerrero (.303)	Hunter (146)	Anderson (557)	Hunter Gurrero (85)	Guerrero (164)	Guerrero (282)
2009	Aybar (.312)	Figgins (158)	Figgins (615)	Figgins (114)	Figgins (183)	Morales (322)
Year	Doubles	Triples	Home Runs	RBI	SB	SF
1961	Hunt (29)	L. Thomas (5)	Wagner (28)	Hunt (84)	Pearson (11)	Wagner (7)
1962	Rodgers (34)	Pearson Rodgers (6)	Wagner (37)	Wagner (107)	Pearson (15)	Rodgers (8)
1963	Torres (32)	Fregosi (12)	Wagner (26)	Wagner (90)	Pearson (17)	Moran Wagner (7)
1964	Fregosi Clinton (22)	Fregosi (9)	Adcock (21)	Fregosi (72)	Fregosi (8)	Rodgers (7)
1965	Knoop (24)	W. Smith (9)	Fregosi (15)	Fregosi (64)	Cardenal (37)	Fregosi Rodgers (8)
1966	Fregosi (32)	Knoop# (11)	Adcock (18)	Knoop (72)	Cardenal (24)	Knoop# (7)
1967	Fregosi Mincher (23)	Fregosi (6)	Mincher (25)	Mincher (76)	Cardenal (10)	Rodgers Schaal (4)
1968	Fregosi (21)	Fregosi# (13)	Reichardt (21)	Reichardt (73)	Davalillo (17)	Repoz# (8)
1969	Fregosi (22)	Fregosi (6)	Reichardt (13)	Reichardt (68)	Alomar (18)	Reichardt Rodriguez (7)
1970	Fregosi (33)	Johnson Repoz (6)	Fregosi (22)	Johnson (86)	Alomar (35)	Voss (5)
1971	Alomar (24)	Alomar (3)	McMullen (21)	McMullen (68)	Alomar (39)	Spencer (5)
1972	Pinson (24)	Oliver (5)	Oliver (20)	Oliver (76)	Alomar (20)	Oliver (5)
1973	Robinson (29)	Pinson (6)	Robinson (30)	Robinson (97)	Alomar (25)	Pinson (7)
1974	Robinson (26)	Rivers# (11)	Robinson (20)	Robinson (63)	Rivers (30)	Valentine Llenas (7)
1975	Chalk (24)	Rivers# (13)	Stanton (14)	Stanton (82)	Rivers# (70)	Chalk (9)
1976	Jackson (18)	5 with (3)	Bonds (10)	Bonds (54)	Remy (35)	Bochte Bonds Guerrero (5)
1977	Bonds Chalk (27)	Remy (10)	Bonds (37)	Bonds (115)	Bonds Remy (41)	Bonds (10)
1978	Rudi (17)	Jackson (6)	Baylor (34)	Baylor (99)	Baylor (22)	Baylor# (12)
1979	Baylor (33)	Ford Grich Lansford Miller (5)	Baylor (36)	Baylor# (139)	Baylor (22)	Ford# (13)
1980	Carew (34)	Carew (7)	Thompson (17)	Lansford (80)	Carew (23)	Lansford# (11)





YEARLY LEADERS BATTING

Year	Doubles	Triples	Home Runs	RBI	SB	SF
1981	Baylor (18)	Hobson (4)	Grich# (22)	Baylor (66)	Carew (16)	Baylor (6)
1982	DeCinces (42)	Carew DeCinces Grich (5)	Jackson# (39)	Jackson (101)	Baylor Carew (10)	DeCinces (9)
1983	Carew (24)	DeCinces Lynn Pettis Sconiers (3)	Lynn (22)	Lynn (74)	Pettis (8)	DeCinces (8)
1984	Downing Lynn (28)	Pettis (6)	Jackson (25)	Downing (91)	Pettis (48)	DeCinces (12)
1985	Jackson (27)	Pettis (8)	Jackson (27)	Downing Jackson (85)	Pettis (56)	DeCinces (7)
1986	Downing Joyner (27)	Schofield (6)	DeCinces (26)	Joyner (100)	Pettis (50)	Joyner (12)
1987	Joyner White (33)	Howell White (5)	Joyner (34)	Joyner (117)	White (32)	Joyner (10)
1988	Ray (42)	Ray (7)	Downing (25)	C. Davis (93)	Schofield (20)	C. Davis (10)
1989	Joyner (30)	White (13)	Davis (22)	Davis (90)	White (44)	Ray (12)
1990	Ray (23)	Polonia (9)	Parrish (24)	Winfield (78)	White (21)	Winfield (7)
1991	Joyner (34)	Polonia (8)	Winfield (28)	Joyner (96)	Polonia (48)	Winfield (6)
1992	Felix (22)	Felix (5)	Gaetti (12)	Felix (72)	Polonia (51)	Felix (9)
1993	Salmon (35)	Polonia (6)	Salmon (31)	Davis (112)	Polonia (55)	Salmon (8)
1994	Curtis (23)	Curtis (4)	Davis (26)	Davis (84)	Curtis (25)	Davis (6)
1995	Salmon (34)	DiSarcina (6)	Salmon (34)	Edmonds (107)	Phillips Hudler (13)	Davis (9)
1996	Anderson (33)	DiSarcina Salmon (4)	Salmon (30)	Salmon (98)	Hudler (14)	Davis (6)
1997	Anderson (36)	Alicea (7)	Salmon (33)	Salmon (129)	Erstad (23)	Salmon (11)
1998	Edmonds (42)	Anderson (7)	Salmon (26)	Edmonds (91)	Erstad (20)	Salmon (10)
1999	Anderson (36)	Erstad (5)	Vaughn (33)	Vaughn (108)	Erstad Velarde (13)	Anderson Salmon (6)
2000	Anderson (40)	Kennedy (11)	Glaus# (47)	Anderson Vaughn (117)	Erstad (28)	Anderson (9)
2001	Anderson (39)	Gil Spiezio (4)	Glaus (41)	Anderson (123)	Eckstein (29)	Kennedy (9)
2002	Anderson# (56)	Eckstein Fullmer Kennedy (6)	Glaus (30)	Anderson (123)	Erstad (23)	Anderson (10)
2003	Anderson# (49)	Spiezio (7)	Anderson (29)	Anderson (116)	Kennedy (22)	Spiezio (7)
2004	Guerrero (39)	Figgins (17)	Guerrero (39)	Guerrero (126)	Figgins (34)	Guerrero (8)
2005	Anderson (34)	Figgins (10)	Guerrero (32)	Guerrero (108)	Figgins# (62)	B. Molina (6)
2006	Cabrera (45)	Figgins (8)	Guerrero (33)	Guerrero (116)	Figgins (52)	Cabrera# (11)
2007	Guerrero (45)	Figgins (6)	Guerrero (27)	Guerrero (125)	Figgins (41)	Cabrera (11)
2008	Hunter (37)	Aybar (5)	Guerrero (27)	Guerrero (91)	Figgins (34)	Rivera (8)
2009	Morales (43)	Aybar (9)	Morales (34)	Morales (108)	Figgins (42)	Abreu (9)
2010	Abreu Kendrick (41)	Aybar Bourjos Kendrick (4)	Napoli (26)	Hunter (90)	Abreu (24)	Abreu Kendrick Hunter (5)

Led or tied for league

Bold face indicates club record



CLUB BATTING STATS (YEAR-BY-YEAR)



	AVG	AB	R	H	2B	3B	HR	RBI	SH	SF	SB	CS
1961	.245	5424	744	1331	218	22	189	700	80	37	37	28
1962	.250	5499	718	1377	232	35	137	667	82	43	46	27
1963	.250	5506	597	1378	208	38	95	551	84	46	43	30
1964	.243	5332	544	1297	186	27	102	508	78	37	49	39
1965	.239	5354	527	1279	200	36	97	486	93	44	107	57
1966	.232	5360	604	1244	179	54	122	562	69	46	80	54
1967	.238	5307	567	1265	170	37	114	524	88	23	40	36
1968	.227	5331	498	1209	170	33	83	453	75	37	62	50
1969	.225	5416	528	1221	151	29	88	480	75	41	54	39
1970	.251	5532	631	1391	197	40	114	597	69	37	69	27
1971	.231	5495	511	1271	213	18	96	477	83	31	72	34
1972	.242	5165	454	1249	171	26	78	420	66	25	57	37
1973	.253	5505	629	1395	183	29	93	595	60	45	59	47
1974	.254	5401	618	1372	203	31	95	550	82	48	119	79
1975	.246	5377	628	1324	195	41	55	572	97	47	220*	108
1976	.235	5385	550	1265	210	23	63	511	92	48	126	80
1977	.255	5410	675	1380	233	40	131	636	74	51	159	89
1978	.259	5472	691	1417	226	28	108	646	72	56	86	69
1979	.282	5550	866*	1563	242	43	164	808*	79	56	100	52
1980	.265	5443	698	1442	236	32	106	655	75	44	91	63
1981	.256	5688	476	1467	134	16	97	439	51	30	44	33
1982	.274	5532	814	1518	268	26	186	760	114*	56*	55	53
1983	.260	5640	722	1467	241	22	154	682	68	46	41	39
1984	.249	5470	696	1363	211	30	150	649	65	46	80	51
1985	.251	5442	732	1364	215	31	153	685	99	35	106	51
1986	.255	5433	786	1387	236	36	167	743	91*	61*	109	42
1987	.252	5570	770	1406	257	26	172	709	70	36	125	44
1988	.261	5582	714	1458	258	31	124	660	63	52	86	52
1989	.256	5543	669	1421	207	37	145*	623	54	46	89	40
1990	.260	5570	690	1448	237	27	147	646	58	45	68	43*
1991	.255	5470	653	1396	245	29	115	607	63	31	94	56
1992	.243	5364	579	1306	202	20	88	537	56	40	160	101
1993	.260	5391	684	1399	259	24	114	644	50	46	169	100*
1994	.264	3943	543	1042	178	16	120	518	42	29	65	54
1995	.277	5019	801	1390	252	25	186	761	33	38	57	39
1996	.276	5686	762	1571	256	24	192	727	45	33	53	39
1997	.272	5628	829	1531	279	25	161	775	40	57	126	72
1998	.272	5630	787	1530	314	27	147	739	49	41	93	45
1999	.256	5494	711	1404	248	22	158	673	41	42	71	45
2000	.280	5628	864	1574	309	34	236	837	47	43	93	52
2001	.261	5551	691	1447	275	26	158	662	46	53	116	52
2002	.282*	5678*	851	1603*	333	32	152	811	49*	64	117	51
2003	.268	5487	736	1473	276	33	150	687	50	50	129	61
2004	.282*	5675	836	1603	272	37	162	783	56	41	143*	46
2005	.270	5624	761	1520	278	30	147	726	43	39	161*	57
2006	.274	5609	766	1539	299	29	159	737	31	53	148*	57
2007	.284	5554	822	1578	324	23	123	776	32	65	139	55
2008	.268	5540	765	1486	274	25	159	721	32	50	129	48
2009	.285*	5622	883	1604*	293	33	173	841	43	52	148	63
2010	.248	5488	681	1363	276	19	155	656	42	37	104	52

*Led or tied for League lead

CLUB DESIGNATED HITTERS

	AVG	AB	R	H	2B	3B	HR	RBI	SH	SF	BB	SO	SB	CS	
1973	.255	604	88	154	276	27	1	31	100	2	3	90	105	1	2
1974	.240	572	85	137	242	32	2	23	78	1	8	101	110	8	2
1975	.225	579	75	130	195	22	2	13	80	6	13	90	102	24	9
1976	.251	618	66	155	226	29	3	12	77	6	6	58	93	11	7
1977	.242	592	83	143	245	30	3	22	73	3	4	73	104	20	12
1978	.240	604	96	145	256	25	1	28	92	2	9	71	103	13	6
1979	.318	616	110	196	340	31	1	37	134	2	7	80	82	14	6
1980	.310	609	88	189	267	29	2	15	101	1	11	74	74	8	11
1981	.233	407	55	95	170	17	2	18	72	0	6	47	52	4	3
1982	.261	637	85	166	274	25	1	27	103	0	8	61	75	10	4
1983	.257	635	84	163	247	21	0	21	82	5	5	76	138	2	6
1984	.230	613	76	141	253	21	2	29	96	2	1	69	152	8	4
1985	.225	605	88	136	244	27	3	25	97	2	7	84	143	6	5
1986	.249	602	94	150	249	21	3	24	76	1	5	109	142	1	3
1987	.278	630	106	175	300	35	3	28	89	3	3	95	74	3	5
1988	.237	608	91	144	249	20	2	27	80	6	6	91	78	5	4
1989	.277	629	67	174	260	32	3	16	72	1	5	61	105	0	2
1990	.285	617	89	176	280	35	3	21	87	0	7	88	96	2	5
1991	.236	636	67	150	233	28	2	17	73	1	4	48	130	8	5
1992	.247	647	77	160	226	27	3	11	62	4	3	34	102	18	15
1993	.245	624	83	153	269	35	0	27	119	0	1	74	146	5	5
1994	.309	424	74	131	229	18	1	26	84	1	6	72	96	3	2
1995	.302	530	101	160	252	26	0	22	99	0	10	103	97	5	4
1996	.278	612	80	170	288	26	1	30	106	2	7	94	115	5	2
1997	.237	595	78	141	213	25	1	15	62	3	9	72	107	13	6
1998	.288	565	95	163	278	36	2	25	100	1	10	101	128	2	2
1999	.258	590	66	152	268	29	0	29	106	1	2	51	118	5	1
2000	.275	578	93	159	264	27	0	26	81	1	1	86	96	8	5
2001	.212	572	40	121	163	18	0	8	56	5	6	48	132	8	7
2002	.280	589	93	165	294	43	7	24	86	2	4	46	78	12	3
2003	.256	574	65	147	239	30	1	20	86	1	4	66	99	6	6
2004	.240	575	80	138	233	25	2	22	74	0	5	65	121	9	3
2005	.255	584	78	149	221	26	2	14	69	4	7	54	102	15	5
2006	.294	586	92	172	290	27	2	29	97	0	4	52	98	9	3
2007	.257	591	85	152	231	23	1	18	79	1	4	47	78	6	7
2008	.271	597	83	162	289	21	3	24	89	2	5	98	115	3	0
2009	.296	622	104	184	292	31	1	25	93	3	1	46	99	7	2
2010	.231	559	59	129	209	27	1	17	72	2	5	71	122	1	2



CLUB PINCH HITTING

	AVG	AB	R	H	2B	3B	HR	RBI	SF	BB	SO	SB
1961	.239	247	21	59	8	0	7	30	2	34	50	0
1962	.166	187	18	31	4	1	5	33	4	32	59	0
1963	.207	193	13	40	4	0	2	21	3	22	49	1
1964	.267	191	19	51	7	1	2	25	2	23	39	0
1965	.202	208	14	42	3	1	1	17	1	25	41	3
1966	.217	203	21	44	5	0	4	23	3	32	52	0
1967	.204	216	23	44	4	0	3	25	1	29	49	0
1968	.215	242	11	52	1	0	2	32	6	30	55	0
1969	.214	201	12	43	5	0	1	25	3	32	41	0
1970	.203	236	13	48	4	0	2	28	7	11	60	0
1971	.231	216	16	50	6	0	4	31	4	27	40	0
1972	.250	172	25	43	5	0	3	38	3	25	38	0
1973	.247	174	23	43	5	0	3	38	4	25	40	1
1974	.214	154	11	33	8	0	1	33	7	25	25	2
1975	.224	107	8	24	7	1	0	27	2	16	30	1
1976	.223	148	13	33	3	1	1	22	1	21	43	0
1977	.248	137	10	34	6	0	3	22	1	18	30	0
1978	.202	99	5	20	1	0	2	22	0	13	23	2
1979	.262	65	6	17	3	1	0	13	1	11	12	1
1980	.282	117	10	33	7	0	2	27	0	14	25	0
1981	.148	54	0	8	1	0	0	5	1	2	10	1
1982	.338	65	9	22	8	0	1	17	1	13	17	1
1983	.277	101	12	28	5	0	4	22	0	7	23	0
1984	.271	129	12	35	6	0	3	17	2	12	26	0
1985	.188	149	13	28	4	1	2	22	0	30	36	1
1986	.256	125	22	32	5	0	4	22	2	27	26	1
1987	.327	147	22	48	7	2	9	35	0	13	32	0
1988	.286	140	20	40	4	2	3	31	4	19	27	0
1989	.206	63	2	13	2	3	1	9	0	3	26	0
1990	.184	98	4	18	0	1	2	10	1	10	21	1
1991	.230	74	7	17	3	0	2	10	0	3	9	1
1992	.233	133	11	31	4	0	3	22	3	17	31	1
1993	.272	103	11	28	2	2	3	15	1	15	24	0
1994	.262	84	11	22	2	0	2	11	0	14	25	0
1995	.252	127	6	32	6	0	1	22	1	7	22	1
1996	.252	127	10	32	4	0	7	20	0	12	21	0
1997	.211	71	9	15	5	0	0	8	1	9	19	0
1998	.200	100	5	20	7	0	0	9	0	12	23	0
1999	.234	111	15	26	6	0	2	11	2	20	35	0
2000	.231	82	12	19	3	0	2	11	2	22	19	1
2001	.245	102	16	25	3	1	4	15	2	7	28	1
2002	.288	118	12	34	6	1	2	20	0	7	27	5
2003	.313	99	14	31	9	0	1	18	0	12	25	2
2004	.260	77	13	20	4	0	2	11	1	7	26	4
2005	.234	77	10	18	6	0	1	12	1	10	16	1
2006	.171	82	13	14	2	3	4	8	1	16	28	2
2007	.250	84	12	34	7	0	2	10	2	13	23	2
2008	.182	66	2	12	2	1	0	13	1	3	12	1
2009	.308	65	11	20	1	0	2	12	0	9	15	1
2010	.171	76	9	13	0	0	0	5	1	12	24	2



Bob Boone

ANGELS GRAND SLAMS (153)



- 1961** - Lee Thomas at Baltimore, June 6 (Milt Pappas)
Joe Koppe at Cleveland, Aug. 13 (Frank Funk)
Lee Thomas at Kansas City, Sept. 5 (Ed Rakow)
George Thomas vs. Chicago, Sept. 9 (Frank Baumann) ★
Leon Wagner vs. Washington, Sept. 28 (Johnny Klippstein)
Bob Rodgers vs. Cleveland, Sept. 29 (Barry Latman)
- 1963** - George Thomas vs. New York, May 1 (Ralph Terry)★★
Felix Torres at Cleveland, July 29 (Jerry Walker)
- 1964** - Bobby Knoop at New York, May 23 (Bill Stafford)
Willie Smith at Baltimore, July 2 (Stu Miller)
- 1965** - Costen Shockley vs. Boston, May 4 (Dave Morehead)
- 1966** - Jim Fregosi at Baltimore, Sept. 12 (Wally Bunker)
- 1967** - Rick Reichardt at Kansas City, June 25 (John Odom)
Rick Reichardt at Cleveland, Aug. 23 (Ed Connolly)
- 1969** - Jay Johnstone at Chicago, July 4 (Gary Bell)
- 1970** - Bill Voss vs. Kansas City, April 18 (Wally Bunker) ★★★
Jay Johnstone at Detroit, Aug. 25 (Lerrin LaGrow)
- 1971** - Roger Repoz vs. Baltimore, April 24 (Dick Hall)
- 1975** - Lee Stanton at Detroit, June 11 (Bob Reynolds)
Lee Stanton at Milwaukee, June 15 (Ed Rodriguez)
- 1976** - Bobby Bonds vs. Minnesota, May 15, 2nd game (Pete Redfern)
Ron Jackson at Minnesota, July 4, 2nd game (Bill Campbell)
Lee Stanton vs. Texas, July 25 (Steve Foucault)
- 1977** - Joe Rudi at Seattle, April 10 (Glenn Abbott)
Don Baylor at Oakland, July 27 (Paul Mitchell)
- 1978** - Rick Miller vs. Minnesota, April 12 (Gary Serum)
Merv Rettenmund vs. Cleveland, May 6 (Dennis Kinney)
Don Baylor at Chicago, May 18 (Ron Schuler)
Joe Rudi vs. Kansas City, June 27 (Steve Mingori)
Joe Rudi at Kansas City, July 6 (Marty Pattin)
Joe Rudi at Milwaukee, July 26 (Bill Travers)
Don Baylor vs. Kansas City, Sept. 10 (Paul Splittorff)
- 1979** - Don Baylor vs. Oakland, April 21 (Bob Lacey)
Joe Rudi at Boston, May 8 (Chuck Rainey)
Dan Ford vs. Detroit, June 8 (John Hiller)
Willie Aikens at Toronto, June 13 (Dyar Miller)
Willie Aikens at Toronto, June 14 (Phil Huffman)
Joe Rudi vs. Baltimore, July 7 (Don Stanhouse)
Joe Rudi at Boston, July 23 (Dick Drago)
Don Baylor at Toronto, Aug. 25 (Balor Moore)
- 1980** - Bobby Grich at Detroit, July 29 (Roger Weaver)
- 1981** - Brian Downing at Seattle, April 9 (Glenn Abbott)
- 1982** - Fred Lynn at Cleveland, July 15 (Rick Waits)
Reggie Jackson at Seattle, Aug. 6 (Ed Vande Berg)
Don Baylor at Minnesota, Aug. 11 (Ron Davis)
Brian Downing at Detroit, Aug. 31 (Larry Pashnick)
Brian Downing vs. Chicago, Sept. 6 (Jerry Koonsman)
- 1983** - Rod Carew at Oakland, April 9 (Milt Kousser)
Fred Lynn vs. Detroit, April 27 (Milt Wilcox)
Daryl Sconiers vs. Detroit, April 27 (Bob James)
Daryl Sconiers at Cleveland, May 28 (Len Barker)
Ellis Valentine at New York, June 2 (Dale Murray)
Ron Jackson at Milwaukee, June 6 (Bob McClure)
Bobby Grich vs. Detroit, July 22 (Doug Bair)
Juan Beniquez at Oakland, Aug. 17 (Mike Warren)
- 1984** - Brian Downing at Oakland, April 15 (Chris Codiroli)
Gary Pettis vs. Seattle, April 28 (Dave Beard)
Reggie Jackson vs. New York, May 28 (Dennis Rasmussen)
- 1985** - Dick Schofield at Oakland, April 12 (Keith Atherton)
Jerry Narron at Toronto, May 15 (Bill Caulett)
Ruppert Jones vs. Cleveland, June 25 (Neal Heaton)
Reggie Jackson vs. Cleveland, June 26 (Bryan Clark)
Jack Howell vs. Baltimore, Aug. 27 (Scott McGregor)
Bobby Grich vs. Cleveland, Sept. 22 (Jamie Easterly)
- 1986** - Brian Downing at Oakland, April 11 (Tim Birtsas)
Wally Joyner vs. Toronto, May 8 (Jim Acker)
Dick Schofield vs. Detroit, May 29 (Dave LaPoint)
George Hendrick at Milwaukee, July 8 (Juan Nieves)
Brian Downing at Oakland, July 31 (Eric Plunk)
Bob Boone at Oakland, July 31 (Eric Plunk)
Dick Schofield vs. Detroit, Aug. 29 (Willie Hernandez)
- 1987** - Doug DeCinces vs. Boston, May 3 (Wes Gardner)
Dick Schofield at Kansas City, June 14 (Bob Shirley)
Devon White vs. Oakland, Aug. 17 (Dave Leipert)
Mark Ryal vs. Texas, Sept. 10 (Dale Mohorovic)
- 1988** - Devon White vs. Chicago, April 12 (Jack McDowell)
- 1989** - Bill Schroeder vs. Milwaukee, May 21 (Bill Wegman)
- 1990** - Wally Joyner vs. Milwaukee, May 27 (Tony Fossas)
Lance Parrish at Detroit, June 17 (Lance McCullers)
Luis Polonia vs. New York, Aug. 14 (Tim Leary)
- 1991** - Wally Joyner at Cleveland, May 10 (Eric King)
Dave Winfield at Toronto, June 1 (Willie Fraser)
Max Venable vs. Kansas City, July 2 (Mark Gubicza)
- 1992** - Lee Stevens vs. Baltimore, Sept. 4 (Rick Sutcliffe)
- 1993** - Chili Davis at Minnesota, June 26 (Willie Banks)
Tim Salmon vs. Seattle, Sept. 15 (Tim Leary)
- 1994** - Chili Davis vs. New York, May 3 (Terry Mulholland)
J.T. Snow vs. Boston, July 18 (Tim Lincecum)
Chili Davis at Texas, July 30 (Brian Bohannon)
- 1995** - J.T. Snow vs. New York, May 25 (Melido Perez)
Tim Salmon vs. Baltimore, May 29 (Mike Mussina)
Chili Davis vs. Cleveland, July 26 (Dennis Martinez)
- 1996** - Jim Edmonds vs. Milwaukee, April 2 (Ricky Bones)
Mike Aldrete at Seattle, April 15 (Edwin Hurtado)
J.T. Snow vs. Milwaukee, July 27 (Ben McDonald)
Randy Velarde at Baltimore, Aug. 25 (Scott Erickson)
Garret Anderson vs. New York, Aug. 29 (Wally Whitenerst)
- 1997** - Tim Salmon vs. Cleveland, April 4 (Paul Shuey)
Dave Hollins vs. Seattle, July 6 (Jostias Manzanillo)
Garret Anderson at Cleveland, July 28 (Orel Hersheiser)
- 1998** - Darin Erstad vs. Chicago, May 1 (Tony Castillo)★★★★
Garret Anderson vs. Kansas City, May 25 (Tim Belcher)
Cecil Fielder at Arizona, June 9 (Willie Blair)
- 1999** - Tim Salmon at Oakland, April 15 (Kevin Jarvis)
Todd Greene vs. Seattle, April 16 (Jamie Moyer)
Andy Sheets vs. Toronto, April 29 (Roy Halladay)
Mo Vaughn vs. Tampa Bay, May 14 (Bobby Witt)
Matt Walbeck at Los Angeles, June 5 (Chan Ho Park)
- 2000** - Adam Kennedy at Toronto, April 18 (Frank Castillo)
Garret Anderson vs. Kansas City, May 21 (Jeff Fassel)
Tim Salmon vs. Kansas City, June 20 (Jeff Suppan)
Bengie Molina vs. Colorado, July 7 (Scott Kar)
Troy Glaus vs. New York, Aug. 12 (Denny Neagle)
Mo Vaughn at Chicago, Sept. 1 (Lorenzo Barcelo)
Mo Vaughn at Texas, Sept. 24 (Mike Venafro)
- 2001** - Garret Anderson at Colorado, July 8 (Shawn Chacon)
- 2002** - David Eckstein vs. Toronto, April 27 (Scott Cassidy)
David Eckstein vs. Toronto, April 28 (Pedro Borbon)
David Eckstein vs. Cincinnati, June 9 (Joey Hamilton)
Tim Salmon at White Sox, Aug. 6 (Matt Ginter)
Troy Glaus vs. Seattle, Sept. 29 (Ismael Valdes)
- 2003** - Garret Anderson vs. Cleveland, May 8 (Jason Davis)
Scott Spiezo at New York, May 13 (Juan Acevedo)
Brad Fullmer vs. New York Mets, June 14 (Jason Roach)
Scott Spiezo at Minnesota, Sept. 1 (Kenny Rogers)
- 2004** - Shane Halter vs. Tampa Bay, May 8 (Trevor Miller)
Shane Halter at Baltimore, May 14 (Kurt Ainsworth)
B. Molina at Toronto, July 10 (Kerry Ligtner)
Josh Paul at Tampa Bay, Aug. 19 (Travis Harper)
J. Molina vs. Kansas City, Aug. 25 (Scott Sullivan)
Alfredo Amezaga at Boston, Aug. 31 (Mike Myers)
Alfredo Amezaga at Oakland, Oct. 1 (Joe Blanton)
- 2005** - Juan Rivera at Dodgers, May 20 (Yency Brazoban)
Garret Anderson at Texas, June 28 (Brian Shouse)
Vladimir Guerrero vs. New York, July 21 (Tom Gordon)
Casey Kotchman vs. Tampa Bay, Aug. 7 (Seth McClung)
Vladimir Guerrero at Oakland, Aug. 9 (Rich Harden)
- 2006** - Juan Rivera vs. Seattle, May 12 (Bobby Livingston)
Vladimir Guerrero vs. Tampa Bay, July 15 (Chad Harkin)
- 2007** - Vladimir Guerrero at Kansas City, May 1 (Zack Greinke)
Casey Kotchman at Texas, May 14 (Kevin Millwood)
Gary Matthews vs. Minnesota, June 4 (Jason Miller)
Maicer Izturis vs. Minnesota, August 10 (Scott Baker)
Garret Anderson vs. New York, August 21 (Sean Henn)
- 2008** - Torii Hunter vs. Cleveland, April 7 (walk-off, Joe Borowski)
Mike Napoli vs. Cleveland, April 9 (Paul Byrd)
Jeff Mathis vs. Cleveland, July 23 (Tom Mastny)
Mark Teixeira at New York, August 3 (Edwar Ramirez)
- 2009** - NONE
- 2010** - Bobby Abreu at New York, April 13 (David Robertson)
Kendry Morales vs. Seattle, May 29 (Brandon League)
Hideki Matsui vs. Colorado, June 26 (Aaron Cook)
Brandon Wood vs. Colorado, July 27 (Manuel Corpas)
Napoli vs. Tampa Bay, August 25 (Jeff Niemann)

First grand slam at Anaheim Stadium by Curt Blefary, Baltimore, June 6, 1967.

First grand slam by an Angel player:

★ at Wrigley Field; ★★ at Dodger Stadium;

★★★ at Anaheim Stadium.

★★★★ at Edison Field



OPPONENTS GRAND SLAMS (167)

- 1961** - Al Smith at Chicago, June 13 (Ron Kline)
Carroll Hardy (BOS) at Wrigley Field, Aug. 25 (Johnny James)
Wayne Causey (KC) at Wrigley Field, Aug. 31 (Jim Donohue)
Al Smith at Chicago, Sept. 17 (Johnny James)
Walt Bond (CLE) at Wrigley Field, Oct. 1 (Ryne Duren)
- 1962** - Brooks Robinson (BAL) at Chavez Ravine, May 6 (Ken McBride)
Ed Charles at Kansas City, May 26 (Dean Chance)
Roger Maris (NY) at Chavez Ravine, Aug. 21 (Jack Spring)
- 1963** - Joe Pepitone (NY) at Chavez Ravine, May 2 (Dean Chance)
Dick Stuart at Boston, May 15 (Bo Belinsky)
Don Zimmer at Washington, July 7 (Paul Foytack)
Lou Clinton (BOS) at Chavez Ravine, July 14 (Paul Foytack)
Fred Whitfield at Cleveland, July 31 (Eli Grba)
- 1964** - Tony Oliva at Minnesota, May 7 (Jack Spring)
Tony Conigliaro (BOS) at Chavez Ravine, June 3 (Dan Osinski)
Lee Thomas at Boston, July 4 (Ken McBride)
Rich Rollins at Minnesota, July 19 (Don Lee)
- 1966** - Mickey Mantle at New York, July 23 (Marcelino Lopez)
Elston Howard at New York, July 24 (Lou Burdette)
Fred Valentine at Washington, July 27 (Clyde Wright)
- 1967** - Curt Blefary (BAL) at Anaheim, June 6 (Lou Burdette)
Paul Casanova at Washington, July 30 (Jim Coates)
- 1968** - Tom McCraw (CHI) at Anaheim, May 7 (Sammy Ellis)
Davey Johnson at Baltimore, June 5 (Clyde Wright)
Ken Harrelson at Boston, June 13 (Andy Messersmith)
- 1969** - Sal Bando at Oakland, April 16 (George Brunet)
Rick Monday (OAK) at Anaheim, April 30 (George Brunet)
Mickey Stanley at Detroit, May 23 (Andy Messersmith)
Fred Talbot at Seattle, July 9 (Eddie Fisher)
- 1970** - Brant Aleya (MIN) at Anaheim, April 15 (Andy Messersmith)
Leo Cardenas at Minnesota, Sept. 15 (Tom Bradley)
- 1971** - Carlos May at Chicago, Sept. 18 (Tom Murphy)
- 1972** - Eric Soderholm at Minnesota, June 26 (Eddie Fisher)
John Briggs at Milwaukee, July 14 (Nolan Ryan)
John Mayberry (KC) at Anaheim, Sept. 20 (Rudy May)
- 1973** - Danny Wadsworth at Minnesota, April 17 (Steve Barber)
Bobby Darwin (MIN) at Anaheim, June 29 (Nolan Ryan)
Jeff Burroughs at Texas, July 26 (Bill Singer)
Dick Green (OAK) at Anaheim, Aug. 5 (Steve Barber)
Joe Lahoud (MIL) at Anaheim, Aug. 22 (Aurelio Montegaudo)
- 1974** - Jeff Burroughs (TEX) at Anaheim, April 9 (Skip Lockwood)
George Hendrick at Cleveland, April 28 (Dick Selma)
Bill Sudakis at New York, June 11 (Dick Lange)
Sal Bando at Oakland, June 24 (Barry Raziano)
Hal McRae at Kansas City, Sept. 26 (Chuck Dobson)
- 1975** - Sal Bando at Oakland, May 7 (Chuck Dobson)
Mike Cabbage (TEX) at Anaheim, June 20 (Bill Singer)
Frank White (KC) at Anaheim, June 25 (Luis Quintana)
- 1976** - Rod Carew at Minnesota, July 4 (Sid Monge)
Charlie Spikes at Cleveland, July 22 (Frank Tanana)
- 1977** - Bucky Dent at New York, May 3 (Mike Cuellar)
Mike Jorgensen (OAK) at Anaheim, July 2 (Dave LaRoche)
Ken Singleton (BAL) at Anaheim, Aug. 6 (Ken Brett)
Pat Kelly at Baltimore, Aug. 29 (Nolan Ryan)
- 1978** - Leon Roberts at Seattle, Aug. 12 (Chris Knapp)
- 1979** - Lee May at Baltimore, May 5 (Don Aase)
Andre Thornton at Cleveland, Sept. 1 (Jim Barr)
- 1981** - Roy Smalley (MIN) at Anaheim, April 18 (Bill Travers)
Doug DeCinces at Baltimore, Aug. 27 (Don Aase)
- 1982** - Steve Kemp (CHI) at Anaheim, June 19 (Luis Sanchez)
- 1983** - Tony Bernazard (SEA) at Anaheim, Aug. 13 (Ken Forsch)
- 1984** - Kent Hrbek at Minnesota, April 16 (John Curtis)
Lloyd Moseby at Toronto, April 20 (Mike Witt)
Wayne Gross (BAL) at Anaheim, May 27 (Mike Witt)
Dwight Evans at Boston, July 15 (Bruce Kison)
Bill Buckner (BOS) at Anaheim, July 21 (Curt Kaufman)
Randy Bush at Minnesota, July 28 (Jim Slaton)
Chet Lemon (DET) at Anaheim, Aug. 2 (Curt Kaufman)
Darryl Motley at Kansas City, Sept. 24 (Frank LaCorte)
- 1985** - Dave Collins (OAK) at Anaheim, Aug. 17 (Mike Witt)
Eddie Murray (BAL) at Anaheim, Aug. 26 (Alan Fowles)
- 1986** - Jim Presley at Seattle, April 8 (Ken Forsch)
Danny Tartabull (SEA) at Anaheim, April 15 (Don Sutton)
Rich Gedman (BOS) at Anaheim, July 25 (Vern Riffe)
Pete Incaviglia (TEX) at Anaheim, Sept. 28 (Mike Witt)
- 1987** - Tony Phillips (OAK) at Anaheim, April 20 (Gary Lucas)
Matt Nokes (DET) at Anaheim, April 30 (Mike Cook)
Tony Bernazard (CLE) at Anaheim, June 10 (John Candelaria)
Mike Kingery (SEA) at Anaheim, Aug. 2 (Kirk McCaskill)
Mike Pagliarulo at New York, Sept. 4 (Kirk McCaskill)
- 1988** - Mark McGwire at Oakland, May 11 (DeWayne Buice)
Pete O'Brien (TEX) at Anaheim, Sept. 18 (Bryan Harvey)
- 1989** - Jeffrey Leonard at Seattle, April 14 (Mike Witt)
Bo Jackson (KC) at Anaheim, Sept. 27 (Willie Fraser)
- 1990** - Darryl Hamilton at Milwaukee, July 8 (Mark Eichhorn)
- 1991** - Randy Milligan at Baltimore, July 23 (Bryan Harvey)
Craig Grebeck (CHI) at Anaheim, Sept. 15 (Kyle Abbott)
Tim Spehr at Kansas City, Sept. 29 (Jim Abbott)
- 1992** - Tino Martinez (SEA) at Anaheim, April 25 (Joe Grahe)
Albert Belle at Cleveland, July 8 (Joe Grahe)
- 1993** - Kirk Gibson (DET) at Anaheim, April 9 (Scott Sanderson)
Joe Carter at Toronto, June 8 (Darryl Scott)
Juan Gonzales (TEX) at Anaheim, June 17 (Ken Patterson)
George Bell (CHI) at Anaheim, June 20 (Russ Springer)
Julio Franco at Texas, Aug. 10 (Phil Leftwich)
Dave Henderson at Oakland, Oct. 1 (Mark Holzemer)
- 1994** - Matt Nokes at New York, April 25 (Mark Leiter)
Dick Schofield at Toronto, May 28 (Mark Langston)
Kirk Gibson (DET) at Anaheim, June 11 (Mike Butcher)
Hubie Brooks at Kansas City, June 13 (Bob Patterson)
Cal Ripken Jr. at Baltimore, July 3 (Brian Anderson)
- 1995** - Reggie Jefferson (BOS) at Anaheim, May 26 (Mike Butcher)
Mark McGwire at Oakland, June 30 (Lee Smith)
Matt Mieske (MIL) at Anaheim, July 9 (Chuck Finley)
Albert Belle at Cleveland, July 18 (Lee Smith)
Mike Blowers (SEA) at Anaheim, Aug. 3 (Mike Butcher)
- 1996** - Dan Wilson at Seattle, April 16 (Jim Abbott)
Mark McGwire at Oakland, May 1 (Phil Leftwich)
Chuck Knoblauch at Minnesota, June 5 (Mark Eichhorn)
Geronimo Berroa (OAK) at Anaheim, June 27 (Shad Williams)
Matt Stairs at Oakland, July 5 (Ryan Hancock)
Tony Clark at Detroit, Aug. 1 (Greg Gohr)
Johnny Damon (KC) at Anaheim, Aug. 10 (Jim Abbott)
- 1997** - Cal Ripken (BAL) at Anaheim, May 6 (Pep Harris)
Rich Aurilia (SF) at Anaheim, June 14 (Allen Watson)
Marquis Grissom (CLE) at Anaheim, Aug. 27 (Allen Watson)
Bobby Higginson at Detroit, Sept. 6 (Allen Watson)
Lee Stevens (TEX) at Anaheim, Sept. 26 (Mike Holtz)
- 1998** - Yamil Benitez at Arizona, June 9 (Chuck Finley)
- 1999** - Brady Anderson (BAL) at Anaheim, May 27 (Mike Magnante)
Devon White at Los Angeles, June 5 (Tim Lincecum)
Rafael Palmeiro at Texas, July 22 (Steve Sparks)
- 2000** - Brad Fullmer at Toronto, April 18 (Lou Pote)
Darrin Fletcher at Toronto, April 20 (Kent Mercker)
Royce Clayton at Texas May 12 (Scott Schoeneweis)
Ben Grieve at Oakland, July 22 (Brian Cooper)
Roberto Alomar (CLE) at Anaheim, Aug. 27 (Mark Petkovsek)
- 2001** - John Olerud at Seattle, April 21 (Jarrod Washburn)
Doug Mirabelli (SF) at Anaheim, Aug. 21 (Scott Schoeneweis)
Corey Koskie at Minnesota, Sept. 8 (Pat Rapp)
- 2002** - Mark McLemore at Seattle, April 22 (Scott Schoeneweis)
Raul Ibanez at Kansas City, July 14 (Ramon Ortiz)
- 2003** - Vernon Wells at Toronto, May 3 (Ben Weber)
Brian Roberts (BAL) at Anaheim, May 22 (Troy Percival)
Brian Roberts at Baltimore, May 28 (Ramon Ortiz)
Jose Reyes (NYM) at Anaheim, June 15 (Jarrod Washburn)
Bret Boone at Seattle, June 17 (Kevin Appier)
Tony Batista at Baltimore, July 18 (Jarrod Washburn)
David Segui at Baltimore, July 20 (Francisco Rodriguez)
Randy Winn at Seattle, Sept. 13 (Francisco Rodriguez)
Miguel Tejada (OAK) at Anaheim, Sept. 15 (Ramon Ortiz)
Hank Blalock at Texas, Sept. 20 (Aaron Sele)
- 2004** - Brandon Inge at Detroit, April 27 (Scott Shields)
- 2005** - Alex Rodriguez at New York, April 26 (Bartolo Colon)
Randy Winn (SEA) at Anaheim, July 8 (Joel Peralta)
Miguel Tejada at Baltimore, Aug. 23 (Francisco Rodriguez)
- 2006** - Nick Swisher at Oakland, April 22 (Jeff Weaver)
Travis Hafner at Cleveland, June 3 (Brendan Donnelly)
Richie Sexson (SEA) at Anaheim, June 10 (John Lackey)
Mark DeRosa (TEX) at Anaheim, Aug. 4 (John Lackey)
Nelson Cruz at Texas, Aug. 16 (Kevin Gregg)
- 2007** - David Ortiz at Boston, August 18 (Jered Weaver)
Hank Blalock (TEX) at Anaheim, September 2 (Scot Shields)
- 2008** - Ben Broussard (TEX) at Anaheim, April 4 (Dustin Moseley)
Carlos Quentin (CWS) at Anaheim, May 14 (Scot Shields)
Mark Ellis June 8, 2008 at Oakland (walk-off, C. Boutilier)
- 2009** - Ichiro Suzuki at Seattle, April 15 (Jason Bulger)
Jason Kubel at Minnesota, April 17 (Jason Bulger)
Clete Thomas at Detroit, June 7 (Jason Bulger)
- 2010** - Brennan Boesch at Detroit, April 30 (Joel Pineiro)
Brad Penny at St. Louis, May 21 (Joel Pineiro)
Ryan Braun (MIL) at Anaheim, June 14 (Joe Saunders)
Vladimir Guerrero (TEX) at Anaheim, June 30 (Scott Kazmir)
Rajai Davis at Oakland, July 10 (Scott Kazmir)
Marco Scutaro (BOS) at Anaheim, July 28 (Fernando Rodney)
Ryan Kalish at Boston, August 17 (Jered Weaver)
Lou Marson (CLE) at Anaheim, Sep. 7 (Francisco Rodriguez)



ANGELS PINCH HIT HOME RUNS (116)



- 1961 — (7) ..Steve Bilko, Ken Hunt, Ted Kluszewski, Albie Pearson, Del Rice, Lee Thomas and Leon Wagner
 1962 — (5) ..Earl Averill, Tom Burgess, Ed Sadowski, Tom Satriano and Leon Wagner
 1963 — (2) ..Hank Foiles and Frank Kostro
 1964 — (2) ..Jim Fregosi and Tom Satriano
 1965 — (1) ..Julio Gotay
 1966 — (4) ..Joe Adcock (3) and Jose Cardenal
 1967 — (3) ..Jimmie Hall, Jay Johnstone and John Werhas
 1968 — (2) ..Ed Kirkpatrick and Roger Repoz
 1969 — (1) ..Billy Cowan
 1970 — (2) ..Billy Cowan and Jay Johnstone
 1971 — (3) ..Jim Fregosi, Syd O'Brien and Tom Reynolds
 1972 — (3) ..Jack Hiatt, Syd O'Brien and John Stephenson
 1973 — (3) ..Mike Epstein, Winston Llenas and Frank Robinson
 1974 — (1) ..Charlie Sands
 1976 — (1) ..Ron Jackson
 1977 — (3) ..Ike Hampton and Tony Solaita (2)
 1978 — (2) ..Merv Rettenmund (Grand Slam), vs. Cleveland, May 6
 Joe Rudi (Grand Slam), vs. Kansas City, June 27
 1980 — (2) ..Al Cowens and Jason Thompson
 1982 — (1) ..Rod Carew
 1983 — (4) ..Daryl Sconiers (2), Rob Wilfong and Reggie Jackson
 1984 — (3) ..Jerry Narron (2) and Daryl Sconiers
 1985 — (2) ..Juan Beniquez and Jerry Narron

INSIDE-THE-PARK HOME RUNS (25)

- 1962 — Jim Fregosi, September 19 vs. Baltimore (Steve Barber)★
 1963 — Jim Fregosi, September 6 vs. Kansas City (Dave Wickersham)
 1964 — Bob Rodgers, September 7 vs. Boston (Dick Radatz)
 1966 — Paul Schaal, August 2 vs. New York (Hal Reniff)★★
 Jose Cardenal, August 30 vs. Boston (Roland Sheldon)
 1967 — Rick Reichardt, June 25 at Kansas City (John Odom)★★★
 Jose Cardenal, August 13 at Boston (Jim Lonborg)
 1969 — Sandy Alomar, June 23 vs. Minnesota (Dick Woodson)
 Rick Reichardt, September 24 vs. Seattle (Gene Grabender)
 1971 — Ken McMullen, September 5 at Milwaukee (Skip Lockwood)
 1972 — Leo Cardenas, July 15 at Milwaukee (Gary Ryerson)
 1973 — Rudy Meoli, July 28 at Kansas City (Gene Garber)
 1976 — Dave Collins, September 23 vs. Texas (Tommy Boggs)
 1977 — Bobby Bonds, August 3 vs. New York (Ron Guidry)

HOME RUN IN FIRST

AT-BAT AS ANGEL (10)

- Ted Kluszewski, April 11, 1961
 Bob Cerv, April 11, 1961
 Don Rose, May 24, 1972 (1st Major League at-bat)
 Frank Robinson, April 6, 1973
 Dave Machemer, June 21, 1978 (1st Major League at-bat)
 Mark Ryal, Sept. 2, 1986
 Claudell Washington, April 4, 1989
 Dave Parker, April 9, 1991
 Von Hayes, April 7, 1992
 Mike Napoli, May 4, 2006 (1st Major League at-bat)



Jim Fregosi

- 1986 — (4) ..Ruppert Jones (2), Bobby Grich and Mark Ryal
 1987 — (9) ..George Hendrick (3), Jack Howell (2), Ruppert Jones (2) and Mark Ryal (2)
 1988 — (3) ..Tony Armas, George Hendrick and Johnny Ray
 1989 — (1) ..Claudell Washington
 1990 — (2) ..Jack Howell, Dave Windfield
 1991 — (2) ..Bobby Rose, Max Venable
 1992 — (3) ..Bobby Rose, Gary Gaetti, Damion Easley
 1993 — (3) ..Torey Lovullo, Greg Myers (2)
 1994 — (2) ..Dwight Smith, Bo Jackson
 1995 — (1) ..Eduardo Perez
 1996 — (7) ..Jack Howell (4), Mike Aldrete (2) and Jim Edmonds
 1999 — (2) ..Todd Greene, Matt Luke
 2000 — (2) ..Scott Spiezio (2)
 2001 — (4) ..Shawn Wooten (2), Orlando Palmeiro, Bengie Molina
 2002 — (2) ..Jeff DaVanon, Julio Ramirez
 2003 — (1) ..Adam Kennedy
 2004 — (2) ..Shane Halter (Grand Slam), Andres Galarraza
 2005 — (1) ..Dallas McPherson
 2006 — (4) ..Tim Salmon (2), Robb Quinlan, Dallas McPherson
 2007 — (2) ..Robb Quinlan, Brandon Wood
 2008 — none.
 2009 — (2) ..Gary Matthews Jr., Kendry Morales
 2010 — none.

- 1983 — Gary Pettis, September 27 vs. Toronto (Luis Leal)
 1984 — Rob Picciolo, July 4 at Toronto (Dave Stieb)
 1987 — Gary Pettis, April 22 vs. Oakland (Curt Young)
 1990 — Luis Polonia, August 14 vs. New York (Tim Lary)★★★
 1991 — Luis Polonia, August 9 vs. Oakland (Dave Stewart)
 1996 — Darin Erstad, September 6 at Minnesota (Brad Radke)
 1997 — Darin Erstad, May 24 at Toronto (Woody Williams)
 2006 — Vladimir Guerrero, May 26 vs. Baltimore (Todd Williams)
 Dallas McPherson, June 17 vs. San Diego (Jake Peavy)
 Chone Figgins, Sept. 29 vs. Oakland (Kiko Calero)
 2007 — Gary Matthews, Jr., June 17 at Los Angeles-NL (Brett Tomko)

- ★First inside-the-park home run at Dodger Stadium
 ★★First inside-the-park home run at Anaheim Stadium
 ★★★Inside-the-park grand slam

HOME RUN IN FIRST

GAME AS ANGEL (25)

- Ted Kluszewski, April 11, 1961
 Bob Cerv, April 11, 1961
 Lou Clinton, June 5, 1964
 Vic Power, June 14, 1964
 Don Mincher, April 11, 1967
 Woodie Held, June 16, 1967
 Ken McMullen, April 28, 1970
 Billy Parker, Sept. 9, 1971
 Bob Oliver, May 7, 1972
 Frank Robinson, April 6, 1973
 Richie Scheinblum, June 16, 1973
 Orlando Alvarez, May 13, 1976
 Joe Rudi, April 6, 1977
 Dave Machemer, June 21, 1978
 Mark Ryal, Sept. 2, 1986
 Claudell Washington, April 4, 1989
 Dave Parker, April 9, 1991
 Von Hayes, April 7, 1992
 Rene Gonzales, April 12, 1992
 J.T. Snow, April 6, 1993
 Eduardo Perez, July 27, 1993
 Andy Allanson, April 26, 1995
 Mike Napoli, May 4, 2006
 Kendry Morales, May 23, 2006
 Hideki Matsui, April 5, 2010



THREE HOME RUNS – INNING

8/30/10 - at Seattle (6th inning)
HR: Bourjos, Abreu, Matsui

5/7/10 - at Seattle (4th inning)
HR: Rivera, Kendrick, Budde

7/27/09 - vs. Cleveland (2nd inning)
HR: Rivera, Morales, Napoli - **(consecutive)**

9/18/08 - at Oakland (7th inning)
HR: Morales, Napoli, Wood

6/30/06 - at Boston (3rd inning)
HR: Cabrera, Guerrero, Rivera

9/11/05 - at Chicago (1st inning)
HR: Figgins, Anderson, Erstad

5/24/04 - at Toronto (3rd inning - **consecutive**)
HR: Guerrero, Guillen, DaVanon

6/03/03 - vs. Montreal in Puerto Rico (1st inning)
HR: DaVanon, Salmon, Glaus

7/26/01 - vs. Tampa Bay (1st inning - **consecutive**)
HR: Glaus, Erstad, Anderson

6/30/00 - at Oakland (6th inning)
HR: Anderson, Molina, Gil

6/24/00 - at Minnesota (2nd inning - **consecutive**)
HR: Anderson, Glaus, Spiezio

5/28/00 - at Kansas City (5th inning)
HR: Erstad; Vaughn, Salmon, Anderson -**consecutive**)

4/21/00 - at Tampa Bay (4th inning)
HR: Vaughn, Salmon, Glaus

4/21/00 - at Tampa Bay (9th inning)
HR: Vaughn, Salmon, Glaus

7/11/97 - at Oakland (5th inning)
HR: Edmonds, Salmon, Phillips

8/11/96 - vs. Kansas City (6th inning)
HR: Arias, Velarde, Davis

7/14/90 - vs. Toronto (7th inning)
HR: Winfield, Downing, Bichette

10/3/87 - vs. Cleveland (1st inning)
HR: Downing, Joyner, Howell

8/16/87 - vs. Oakland (2nd inning)
HR: D. Miller, McLeome, Howell

6/29/87 - at Cleveland (7th inning)
HR: Schofield, DeCinces, Joyner

9/26/86 - vs. Texas (6th inning)
HR: Pettis, Downing, Hendrick

4/26/86 - at Minnesota (9th inning)
HR: Hendrick, R. Jones, Joyner

4/24/84 - at Boston (4th inning-**consecutive**)
HR: Re. Jackson, Downing, Grich

6/7/83 - vs. Chicago (3rd inning)
HR: Sconiers, Re. Jackson, Lynn

6/20/80 - at Boston (3rd inning)
HR: Patek, R. Miller, Thompson

8/31/79 - at Cleveland (8th inning)
HR: Aikens, Grich, J. Anderson

5/11/77 - vs. Baltimore (2nd inning-**consecutive**)
HR: Bonds, Baylor, Ro. Jackson

6/19/76 - vs. Boston (5th inning)
HR: Ro. Jackson, B. Jones, Guerrero

4/30/66 - at Boston (8th inning)
HR: Reichardt 2, Knoop

7/25/64 - at Kansas City (6th inning)
HR: W. Smith, Rodgers, Perry

8/28/62 - at Kansas City (4th inning-**consecutive**)
HR: L. Thomas, Wagner, Rodgers

6/20/61 - vs. Boston (5th inning)
HR: Wagner, Averill, Bilko



Fred Lynn

FIVE & SIX-HIT GAMES IN CLUB ANNALS (49)

Lee Thomas Sept. 5, 1961 at K.C.

Lee Thomas May 6, 1962 vs. Bal.

Tim Wagner April 26, 1963 at Bal.

Willie Smith July 25, 1964 at K.C.

Jose Cardenal May 31, 1966 vs. Cle.

Vic Davalillo Aug. 4, 1968 at Bos.

Tom Satriano Aug. 11, 1968 at Bal.

Vada Pinson Aug. 4, 1972 at K.C.

Richie Scheinblum July 28, 1973 at K.C.

Denny Doyle April 30, 1974 at Bos.

Dave Collins June 20, 1975 vs. Tex.

Mario Guerrero June 14, 1977 at Min.

Brian Downing April 15, 1979 at Oak.

Dan Ford Aug. 10, 1979 vs. Sea.

Dickie Thon May 28, 1980 vs. Tex.

Bobby Grich July 13, 1980 at Det.

Rick Burleson June 3, 1981 at Tor.

Rod Carew Aug. 21, 1981 vs. Cle.

Don Baylor April 13, 1982 vs. Sea.

Rod Carew April 22, 1983 vs. Bal.

Juan Beniquez May 29, 1984 at N.Y.

Bob Boone June 17, 1988 at K.C.

Dave Winfield April 13, 1991 at Min.

Luis Polonia May 13, 1991 at Cle.

Dave Gallagher May 19, 1991 at Bal.

Luis Polonia June 1, 1991 at Tor.

Dave Winfield June 24, 1991 at K.C.

Tim Salmon May 13, 1994 at Sea.

Chris Turner July 5, 1994 at Bos.

Chili Davis May 10, 1995 vs. Tex.

Tony Phillips June 14, 1995 vs. Min.

Rex Hudler May 26, 1996 vs. Bos.

Garret Anderson Sept. 27, 1996 at Tex. (6)

Darin Erstad June 9, 1998 at Ari.

Gary DiSarcina June 13, 1998 at Tex.

Gary DiSarcina Sept. 24, 1998 at Oak.

Randy Velarde June 24, 1999 at Sea.

Mo Vaughn June 24, 1999 at Sea.

Mo Vaughn May 24, 2000 at Min.

Tim Salmon July 19, 2002 vs. Sea.

Darin Erstad Aug. 27, 2002 vs. T.B.

Eric Owens Aug. 23, 2003 at Det.

Chone Figgins May 14, 2004 at Bal.

David Eckstein June 2, 2004 vs. Bos.

Jose Guillen July 31, 2004 vs. Sea.

Chone Figgins June 18, 2007 vs. Hou. (6)

Casey Kotchman July 23, 2008 vs. Cleveland

Kendry Morales August 28, 2009 vs. Oakland

Howie Kendrick August 25, 2010 vs. Tampa Bay

CAREER LEADERS PITCHING



COMBINED ERA ★

1. Dean Chance	2.83
2. Nolan Ryan	3.07
3. Frank Tanana	3.08
4. George Brunet	3.13
5. Clyde Wright	3.28
6. Rudy May	3.67
7. Chuck Finley	3.72
8. Mike Witt	3.76
9. John Lackey	3.81
10. Kirk McCaskill	3.86

WINS

1. Chuck Finley	165
2. Nolan Ryan	138
3. Mike Witt	109
4. Frank Tanana	102
5. John Lackey	102
6. Mark Langston	88
7. Clyde Wright	87
8. Kirk McCaskill	78
9. ERVIN SANTANA	76
10. Jarrod Washburn	75

LOSSES

1. Chuck Finley	140
2. Nolan Ryan	121
3. Mike Witt	107
4. Clyde Wright	85
5. Frank Tanana	78
6. Rudy May	76
7. Mark Langston	74
8. Kirk McCaskill	74
9. Jim Abbott	74
10. John Lackey	71

GAMES

1. Troy Percival	579
2. Scot Shields	491
3. Chuck Finley	436
4. Francisco Rodriguez	408
5. Mike Witt	314
6. Dave LaRoche	304
7. Mike Holtz	301
8. Nolan Ryan	291
9. Shigetoshi Hasegawa	287
10. Brendan Donnelly	276

STARTS

1. Chuck Finley	379
2. Nolan Ryan	288
3. Mike Witt	272
4. John Lackey	233
5. Frank Tanana	218
6. Mark Langston	210
7. Kirk McCaskill	189
8. Clyde Wright	189
9. Jarrod Washburn	183
10. ERVIN SANTANA	170
Rudy May	170

COMPLETE GAMES

1. Nolan Ryan	156
2. Frank Tanana	92
3. Mike Witt	70
4. Chuck Finley	57
5. Clyde Wright	51
6. Dean Chance	48
7. Andy Messersmith	42
8. Geoff Zahn	42
9. Rudy May	35
10. Bill Singer	35

SHUTOUTS

1. Nolan Ryan	40
2. Frank Tanana	24
3. Dean Chance	21
4. George Brunet	14
5. Chuck Finley	14
6. Geoff Zahn	13
7. Rudy May	12
8. Kirk McCaskill	11
9. Andy Messersmith	11
10. Mike Witt	10

SAVES

1. Troy Percival	316
2. Francisco Rodriguez	208
3. Bryan Harvey	126
4. Brian Fuentes	71
5. Dave LaRoche	65
6. Donnie Moore	61
7. Bob Lee	58
8. Joe Grahe	45
9. Minnie Rojas	43
10. Ken Tatum	39

STARTERS ERA

1. Dean Chance	2.81
2. Andy Messersmith	2.94
3. Nolan Ryan	3.05
4. Frank Tanana	3.08
5. Greg Brunet	3.12
6. Clyde Wright	3.27
7. Jim McGlothlin	3.29
8. Fred Newman	3.44
9. JERED WEAVER	3.55
10. Geoff Zahn	3.65

INNINGS PITCHED

1. Chuck Finley	2,675.0
2. Nolan Ryan	2,181.1
3. Mike Witt	1,965.1
4. Frank Tanana	1,615.1
5. John Lackey	1,501.0
6. Mark Langston	1,445.1
7. Clyde Wright	1,403.1
8. Dean Chance	1,236.2
9. Kirk McCaskill	1,221.0
10. Jarrod Washburn	1,153.1

HITS

1. Chuck Finley	2,544
2. Nolan Ryan	2,181
3. Mike Witt	1,932
4. John Lackey	1,519
5. Frank Tanana	1,461
6. Mark Langston	1,341
7. Clyde Wright	1,310
8. Kirk McCaskill	1,191
9. Jim Abbott	1,130
10. Jarrod Washburn	1,122

HOME RUNS

1. Chuck Finley	254
2. Mike Witt	167
3. John Lackey	151
4. Jarrod Washburn	150
5. Frank Tanana	146
6. Mark Langston	145
7. ERVIN SANTANA	138
8. Ramon Ortiz	136
9. Nolan Ryan	115
10. Clyde Wright	114

BASE ON BALLS

1. Nolan Ryan	1,302
2. Chuck Finley	1,118
3. Mike Witt	656
4. Mark Langston	551
5. Rudy May	484
6. Dean Chance	462
7. Clyde Wright	449
8. Kirk McCaskill	448
9. John Lackey	441
10. Frank Tanana	422

STRIKEOUTS

1. Nolan Ryan	2,416
2. Chuck Finley	2,151
3. Mike Witt	1,283
4. Frank Tanana	1,233
5. John Lackey	1,201
6. Mark Langston	1,112
7. Dean Chance	857
8. ERVIN SANTANA	856
9. Rudy May	844
10. Andy Messersmith	768

MOST 50/9 IP ★

1. Francisco Rodriguez	11.74
2. Bryan Harvey	10.68
3. Troy Percival	10.43
4. Nolan Ryan	9.97
5. JASON BULGER	9.66
6. Brendan Donnelly	9.00
7. Mike Holtz	8.63
8. KEVIN JEPSEN	8.56
9. Mark Clear	8.43
10. Brian Fuentes	8.20

FEWEST HITS/9 IP ★

1. Troy Percival	6.03
2. Francisco Rodriguez	6.08
3. Ken Tatum	6.12
4. Nolan Ryan	6.27
5. Bryan Harvey	6.41
6. Andy Messersmith	6.53
7. Bob Lee	6.62
8. Mark Clear	7.02
9. JASON BULGER	7.28
10. Brendan Donnelly	7.29

RELIEF ERA ★

1. Bob Lee	1.97
2. Ken Tatum	2.16
3. Francisco Rodriguez	2.35
4. Bryan Harvey	2.49
5. Greg Minton	2.66
6. Donnie Moore	2.75
7. Dan Aase	2.76
8. Tom Morgan	2.78
9. Mark Eichhorn	2.81
10. Lloyd Allen	2.82

FEWEST BB/9 IP ★

1. Paul Hartzell	2.14
2. Ken Forsch	2.24
3. Tom Morgan	2.27
4. Fred Newman	2.27
5. Mark Eichhorn	2.31
6. Minnie Rojas	2.34
7. Frank Tanana	2.35
8. Geoff Zahn	2.40
9. Mark Petkovsek	2.41
10. Donnie Moore	2.45

FEWEST BASERUNNERS/9 IP H

1. Ken Tatum	9.46
2. Bob Lee	9.80
3. Troy Percival	9.91
4. Art Fowler	9.98
5. Francisco Rodriguez	9.99
6. Bryan Harvey	10.09
7. Tom Morgan	10.21
8. Andy Messersmith	10.26
9. Bob Patterson	10.48
10. Frank Tanana	10.49

FEWEST HR/9 IP H

1. KEVIN JEPSEN	0.30
2. Mark Eichhorn	0.32
3. Mark Clear	0.32
4. Greg Minton	0.35
5. Dean Chance	0.44
6. Nolan Ryan	0.47
7. Lloyd Allen	0.49
8. Paul Hartzell	0.49
9. Fred Newman	0.56
10. Andy Messersmith	0.57

RELIEF WINS

1. Scot Shields	42
2. Dave LaRoche	34
3. Shigetoshi Hasegawa	30
4. Troy Percival	29
5. Luis Sanchez	28
6. Francisco Rodriguez	23
7. Brendan Donnelly	23
8. Mark Clear	22
9. Minnie Rojas	21
10. Eddie Fisher	19
Bob Lee	19
Donnie Moore	19
Ben Weber	19

RELIEF LOSSES

1. Troy Percival	38
2. Scot Shields	38
3. Dave LaRoche	27
4. Shigetoshi Hasegawa	24
5. Bryan Harvey	20
6. Luis Sanchez	20
7. Al Levine	19
8. Francisco Rodriguez	17
9. Eddie Fisher	17
10. Mike Holtz	17
Donnie Moore	17

SAVES-BLOWN SAVES PCT.

(min 30 sv opp.)		
1. Brian Fuentes	71-11	86.5
2. Troy Percival	316-50	86.3
3. F. Rodriguez	208-33	86.3
4. Lee Smith	37-6	86.0
5. Bryan Harvey	126-28	81.8
6. Ken Tatum	39-9	81.3
7. Joe Grahe	45-11	80.4
8. Dave LaRoche	65-22	74.7
9. Donnie Moore	61-21	74.4
10. Bob Lee	58-20	74.4

ALL CAPS/BOLD — Current Angel

★ Minimum of 1000 IP

Minimum of 90 starts

* Minimum of 100 games



ERA

(based on min. of 162 IP)

1.	Dean Chance	1.65	1964★
2.	Nolan Ryan	2.28	1972
3.	Chuck Finley	2.40	1990
4.	Frank Tanana	2.43	1976
5.	Andy Messersmith	2.52	1969
6.	Frank Tanana	2.54	1977★
7.	George Brunet	2.56	1965
8.	Chuck Finley	2.57	1989
9.	Rickey Clark	2.59	1967
10.	Andy Hassler	2.61	1974

WINS

1.	Nolan Ryan	22	1974
	Clyde Wright	22	1970
	Bartolo Colon	21	2005★
	Nolan Ryan	21	1973
5.	Bill Singer	20	1973
	Andy Messersmith	20	1971
	Dean Chance	20	1964★
8.	John Lackey	19	2007
	Mark Langston	19	1991
	Nolan Ryan	19	1977
	Frank Tanana	19	1976
	Nolan Ryan	19	1972

LOSSES

1.	Kirk McCaskill	19	1991★
	Frank Tanana	19	1974
	Clyde Wright	19	1973
	George Brunet	19	1967★
5.	Jim Abbott	18	1996★
	Nolan Ryan	18	1976
	Dean Chance	18	1963
8.	Mark Langston	17	1990
	Rudy May	17	1973
	Tom Murphy	17	1971
	Clyde Wright	17	1971
	George Brunet	17	1968★
	Dean Chance	17	1966

GAMES

1.	Scot Shields	78	2005
	F. Rodriguez	76	2008
2.	Scot Shields	74	2006
4.	Minnie Rojas	72	1967
	FERNANDO RODNEY	72	2010
6.	Scot Shields	71	2007
7.	Mark Eichhorn	70	1991
8.	F. Rodriguez	69	2006
	F. Rodriguez	69	2004
	Mike James	69	1996
	Bill Kelo	69	1967
	Bob Lee	69	1965

STARTS

1.	Nolan Ryan	41	1974
2.	Bill Singer	40	1973
3.	Nolan Ryan	39	1976
	Nolan Ryan	39	1973
	Nolan Ryan	39	1972
	Clyde Wright	39	1970
7.	Andy Messersmith	38	1971
	Tom Murphy	38	1970
9.	Nolan Ryan	37	1977
	Clyde Wright	37	1971
	George Brunet	37	1967
	Dean Chance	37	1966

COMPLETE GAMES

1.	Nolan Ryan	26	1974
	Nolan Ryan	26	1973
3.	Frank Tanana	23	1976
4.	Nolan Ryan	22	1977★
5.	Nolan Ryan	21	1976
6.	Frank Tanana	20	1977
	Nolan Ryan	20	1972
8.	Bill Singer	19	1973
	Ed Figueroa	17	1979
10.	Ed Figueroa	16	1975
	Frank Tanana	16	1975

SHUTOUTS

1.	Dean Chance	11	1964★
2.	Nolan Ryan	9	1972★
3.	Frank Tanana	7	1977★
	Nolan Ryan	7	1976★
5.	Jim McGlothlin	6	1967
6.	Six players tied at	5	

SAVES

1.	F. Rodriguez	62	2008★
2.	Brian Fuentes	48	2009★
3.	F. Rodriguez	47	2006★
4.	Bryan Harvey	46	1991★
5.	F. Rodriguez	45	2005★
6.	Troy Percival	42	1998
7.	F. Rodriguez	40	2007
	Troy Percival	40	2002
9.	Troy Percival	39	2001
10.	Lee Smith	37	1995

INNINGS PITCHED

1.	Nolan Ryan	332.2	1974★
2.	Nolan Ryan	326	1973
3.	Bill Singer	315.2	1973
4.	Nolan Ryan	299	1977
5.	Frank Tanana	288.1	1976
6.	Nolan Ryan	284.1	1976
7.	Nolan Ryan	284	1972★
8.	Dean Chance	278.1	1964★
9.	Andy Messersmith	276.2	1971
	Clyde Wright	276.2	1971

HOME RUNS

1.	Ramon Ortiz	40	2002★
	Shawn Boskie	40	1996★
3.	Bartolo Colon	38	2004
	Don Sutton	38	1987
5.	Allen Watson	37	1997★
6.	Jarrod Washburn	34	2003★
	Mike Witt	34	1983
8.	Willie Fraser	33	1988
9.	Jason Dickson	32	1997
	Dennis Springer	32	1997
	Tom Murphy	32	1970

BASE ON BALLS

1.	Nolan Ryan	204	1977★
2.	Nolan Ryan	202	1974★
3.	Nolan Ryan	183	1976★
4.	Nolan Ryan	162	1973★
5.	Nolan Ryan	157	1972★
6.	Nolan Ryan	148	1978★
7.	Nolan Ryan	132	1975
8.	Bill Singer	130	1973
9.	Bo Belinsky	122	1962★
10.	Andy Messersmith	121	1971

STRIKEOUTS

1.	Nolan Ryan	383	1973★
2.	Nolan Ryan	367	1974★
3.	Nolan Ryan	341	1977★
4.	Nolan Ryan	329	1972★
5.	Nolan Ryan	327	1976★
6.	Frank Tanana	269	1975★
7.	Frank Tanana	261	1976
8.	Nolan Ryan	260	1978★
9.	Bill Singer	241	1973
10.	JERED WEAVER	233	2010★

MOST 50/9 IP

(min. of 162 IP)			
1.	Nolan Ryan	10.57	1973★
2.	Nolan Ryan	10.43	1972★
3.	Nolan Ryan	10.35	1976★
4.	Nolan Ryan	10.26	1977★
5.	Nolan Ryan	9.97	1978★
6.	Nolan Ryan	9.93	1974★
7.	Frank Tanana	9.41	1975★
8.	JERED WEAVER	9.35	2010
9.	Nolan Ryan	9.01	1979★
10.	ERVIN SANTANA	8.79	2008

FEWEST HITS/9 IP

(min. of 162 IP)			
1.	Nolan Ryan	5.26	1972★
2.	Nolan Ryan	5.96	1977★
3.	Nolan Ryan	5.98	1974★
4.	Andy Messersmith	6.08	1969★
5.	Nolan Ryan	6.11	1976★
6.	Dean Chance	6.27	1964
7.	Nolan Ryan	6.57	1973
8.	Frank Tanana	6.62	1976
9.	Andy Messersmith	6.63	1972
10.	Andy Messersmith	6.66	1970

FEWEST BB/9 IP

(min. of 162 IP)			
1.	Paul Byrd	1.23	2005
2.	Ken Forsch	1.59	1981★
3.	Bert Blyleven	1.64	1989
4.	Bartolo Colon	1.74	2005
5.	Paul Hartzell	1.81	1977
6.	Fred Newman	1.85	1964
7.	Tommy John	1.88	1983
8.	ERVIN SANTANA	1.93	2008
	Don Sutton	1.93	1987
10.	Mike Witt	1.96	1989

FEWEST BASERUNNERS/9 IP

(min. of 162 IP)			
1.	Frank Tanana	8.90	1976★
2.	Dean Chance	9.05	1964
3.	George Brunet	9.50	1968
4.	JERED WEAVER	9.67	2010
5.	Andy Messersmith	9.68	1969
6.	Mike Witt	9.74	1986
7.	Frank Tanana	9.77	1977
8.	Frank Tanana	9.93	1975
9.	George Brunet	9.96	1965
10.	Fred Newman	9.98	1965

FEWEST HR/9 IP

(min. of 162 IP)			
1.	Dean Chance	0.23	1964★
2.	Andy Messersmith	0.27	1972
3.	Paul Hartzell	0.33	1976
4.	Nolan Ryan	0.36	1977★
	Dean Chance	0.36	1963
6.	Mike Witt	0.40	1982★
7.	George Brunet	0.41	1965
	Nolan Ryan	0.41	1976
	Ken Forsch	0.41	1981★
10.	Fred Newman	0.43	1964

RELIEF WINS

1.	Minnie Rojas	12	1967
	Jack Sanford	12	1966
3.	Mark Clear	11	1980
	Mark Clear	11	1979
5.	Jose Arredondo	10	2008
	Scot Shields	10	2005
	Shigetoshi Hasegawa	10	2000
	Dave LaRoche	10	1978
	Mark Petkovsek	10	1999
10.	Luis Sanchez	10	1983
	Brendan Donnelly	9	2005
	Stewart Cliburn	9	1985
	Luis Sanchez	9	1984
	Eddie Fisher	9	1971
	Bob Lee	9	1965

RELIEF LOSSES

1.	Scot Shields	11	2005
	Mark Clear	11	1980
3.	Al Levine	10	2001
	Dave LaRoche	10	1979
5.	Dave LaRoche	9	1978
	Minnie Rojas	9	1967
7.	Justin Speier	8	2008
	Donnie Moore	8	1985
	Dick Drago	8	1976
	Ryne Duran	8	1962

RELIEF APPEARANCES

1.	Scot Shields	78	2005
2.	F. Rodriguez	76	2008
3.	Scot Shields	74	2006
4.	FERNANDO RODNEY	72	2010
	Minnie Rojas	72	1967
6.	Scot Shields	71	2007
7.	Mark Eichhorn	70	1991
8.	F. Rodriguez	69	2004
	Mike James	69	1996
	Bob Lee	69	1965

SAVES-BLOWN SAVES PCT.

1.	Troy Percival	39-3	92.9	2001
2.	Troy Percival	36-3	92.3	1996
3.	F. Rodriguez	47-4	92.2	2006
4.	Troy Percival	40-4	90.9	2002
5.	Lee Smith	37-4	90.2	1995
6.	F. Rodriguez	45-5	90.0	2005
7.	F. Rodriguez	62-7	89.9	2008
8.	Troy Percival	33-4	89.2	2003
9.	Brian Harvey	46-6	88.5	1991
10.	Troy Percival	42-6	87.5	1998

ALL CAPS/BOLD — Active
★Led or tied for league lead
Italics - min. of 110 IP for strike-shortened season

WINS

1. Frank Tanana	14	1974
Marcelino Lopez	14	1965
Dean Chance	14	1962
4. Jason Dickson	13	1997
5. ERVIN SANTANA	12	2005
Jim Abbott	12	1989
Kirk McCaskill	12	1985
Ron Romanick	12	1984
Ricky Clark	12	1967
Ken McBride	12	1961

GAMES

1. Bill Kelso	69	1967
2. JASON BULGER	64	2009
Bob Lee	64	1964
4. Troy Percival	62	1995
5. Pep Harris	61	1997

STARTS

1. Ken McBride	36	1961
2. Frank Tanana	35	1974
3. Ron Romanick	33	1984
4. Jason Dickson	32	1997
Marcelino Lopez	32	1965

RELIEF APPEARANCES

1. Bill Kelso	68	1967
2. JASON BULGER	64	2009
3. Troy Percival	62	1995
4. Pep Harris	61	1997
5. Francisco Rodriguez	59	2003
Bob Lee	59	1964

COMPLETE GAMES

1. Frank Tanana	12	1974
2. Ken McBride	11	1961
3. Ron Romanick	8	1984
Marcelino Lopez	8	1965
5. Mike Witt	7	1981
Paul Hartzell	7	1976

SHUTOUTS

1. Frank Tanana	4	1974
2. Bo Belinsky	3	1962
3. Julio Valera	2	1992
Jim Abbott	2	1989
Ron Romanick	2	1984
Paul Hartzell	2	1976
Dean Chance	2	1962

SAVES

1. Ken Tatum	22	1969
2. DeWayne Buice	17	1987
Bob Lee	17	1964
4. Lloyd Allen	15	1971
5. Mark Clear	14	1979

INNINGS PITCHED

1. Frank Tanana	268.2	1974
2. Ken McBride	242	1961
3. Ron Romanick	229.2	1984
4. Marcelino Lopez	215.1	1965
5. Dean Chance	207	1962

BASE ON BALLS

1. Bo Belinsky	122	1962
2. Ken McBride	102	1961
3. Ron Moeller	83	1961
4. Marcelino Lopez	82	1965
5. Rudy May	78	1965

STRIKEOUTS

1. Frank Tanana	180	1974
Ken McBride	180	1961
3. Bo Belinsky	145	1962
4. Dean Chance	127	1962
5. Marcelino Lopez	122	1965

STRIKEOUT AVG. - PER 9 IP

(minimum 50 innings pitched)

1. Troy Percival	11.4	1995
2. Francisco Rodriguez	9.9	2003
3. JASON BULGER	9.3	2009
4. Kevin Gregg	8.6	2004
5. DeWayne Buice	8.6	1987


BEST WIN-SAVE TOTAL

1. Ken Tatum	29 (7/22)	1969
2. Mark Clear	25 (11/14)	1979
3. DeWayne Buice	23 (6/17)	1987
Bob Lee	23 (6/17)	1964
5. Dean Chance	21 (14/7)	1962

ROOKIE ALL-STAR SELECTIONS

RHP Jason Dickson	1997
RHP Mark Clear	1979
RHP Ken McBride	1961

All CAPS/**Bold** — Current Angel



Dean Chance

YEARLY LEADERS PITCHING

Led or tied for league lead Bold face indicates club record

Year	Wins	Losses	ERA (Starter)	ERA (Reliever)	Shutouts	Saves
1961	McBride (12)	McBride (15)	Bowsfield (3.78)	Morgan (2.35)	Four with 1	Fowler Morgan (8)
1962	Chance (14)	Belinsky D. Lee (11)	Chance (2.96)	Fowler (2.81)	McBride (4)	Duren (9)
1963	Chance McBride (13)	Chance (18)	Chance (3.19)	Fowler (2.43)	Four with 2	Fowler Navarro (8)
1964	Chance# (20)	McBride (13)	Chance# (1.65)	B. Lee (1.51)	Chance# (11)	B. Lee (17)
1965	Chance (15)	Newman (16)	Brunet (2.56)	B. Lee (1.92)	Chance (4)	B. Lee (21)
1966	Brunet Sanford (13)	Chance (17)	Chance (3.08)	B. Lee (2.74)	Brunet Chance Lopez (2)	B. Lee (12)
1967	Clark McGlothlin Rojas (12)	Brunet# (19)	Clark (2.59)	Rojas (2.51)	McGlothlin (6)	Rojas (22)
1968	Brunet (13)	Brunet# (17)	Brunet (2.86)	Messersmith (2.21)	Brunet (5)	Rojas (5)
1969	Messersmith (16)	McGlothlin Murphy (16)	Messersmith (2.52)	Iatun (1.36)	Brunet Messersmith (2)	Iatun (22)
1970	Wright (22)	May Murphy (13)	Wright (2.83)	Garrett (2.65)	May Murphy (2)	Iatun (17)
1971	Messersmith (20)	Murphy Wright (17)	Messersmith (2.99)	Queen (1.78)	Messersmith (4)	Allen (15)
1972	Ryan (19)	Ryan (16)	Ryan (2.28)	Barber (2.08)	Ryan# (9)	Allen (5)
1973	Ryan (21)	Wright (19)	Ryan (2.87)	Barber (3.53)	May Ryan (4)	Sells (10)
1974	Ryan (22)	Tanana (19)	Hassler (2.61)	Sells (3.69)	Tanana (4)	Pena (3)
1975	Tanana Figueroa (16)	Singer (15)	Tanana (2.62)	Kirkwood (3.11)	Ryan Tanana (5)	Kirkwood (7)
1976	Tanana (19)	Ryan# (18)	Tanana (2.43)	Scott (3.23)	Ryan# (7)	Drago (6)
1977	Ryan (19)	Ryan (16)	Tanana (2.54)	Miller (3.02)	Tanana# (7)	LaRoche (13)
1978	Tanana (18)	Ryan (13)	Tanana (3.65)	Miller (2.66)	Tanana (4)	LaRoche (25)
1979	Frost Ryan (16)	Ryan (14)	Frost (3.57)	Clear (3.63)	Ryan (5)	Clear (14)
1980	Tanana Clear (11)	Aase (13)	Aase (4.06)	Hassler (2.49)	Aase Kison Martinez (1)	Hassler (10)
1981	Forsch (11)	Zahn (11)	Forsch (2.88)	Aase (2.34)	Forsch (4)	Aase (11)
1982	Zahn (18)	Forsch (11)	Witt (3.51)	Hassler (2.78)	Forsch Zahn (4)	Corbett (8)
1983	Forsch John Kison (11)	Witt (14)	Zahn (3.33)	Sanchez (3.66)	Zahn (3)	Sanchez (7)
1984	Witt (15)	John (13)	Zahn (3.12)	Corbett (2.12)	Zahn# (5)	Sanchez (11)
1985	Witt (15)	McCaskill (12)	Witt (3.56)	Moore (1.92)	Four with 2	Moore (31)
1986	Witt (18)	Sutton (11)	Witt (2.84)	Moore (2.97)	Witt (3)	Moore (21)
1987	Witt (16)	Witt (14)	Witt (4.01)	Minton (3.08)	Fraser McCaskill Reuss (1)	Buice (17)
1988	Witt (13)	Witt (16)	Witt (4.15)	Harvey (2.13)	McCaskill Witt (2)	Harvey (17)
1989	Blyleven (17)	Witt (15)	Finley (2.57)	McClure (1.55)	Blyleven# (5)	Harvey (25)
1990	Finley (18)	Langston (17)	Finley (2.40)	Fraser (3.08)	Finley (2)	Harvey (25)
1991	Langston (19)	McCaskill# (19)	J. Abbott (2.89)	Harvey (1.60)	Finley (2)	Harvey# (46)
1992	Langston (13)	Abbott (15)	Abbott (2.77)	Eichhorn (2.38)	Langston Valera (2)	Grahe (21)
1993	Finley Langston (16)	Finley (14)	Finley (3.15)	Butcher Grahe (2.86)	Finley (2)	Frey (13)

YEARLY LEADERS PITCHING



Year	Wins	Losses	ERA (Starter)	ERA (Reliever)	Shutouts	Saves
1994	Finley (10)	Finley Leftwich (10)	Finley (4.32)	B. Patterson (4.07)	Finley (2)	Grahe (13)
1995	Finley Langston (15)	Finley (12)	Finley (4.21)	Percival (1.95)	Abbott Finley Langston (4)	Smith (37)
1996	Finley (15)	Abbott# (18)	Finley (4.16)	Percival (2.31)	Finley Grimsley Springer (1)	Percival (36)
1997	Dickson Finley (13)	Watson (12)	Finley (4.23)	Holtz (3.32)	Dickson Finley Springer (1)	Percival (27)
1998	Finley (11)	Dickson (10)	Finley (3.39)	Hasegawa (3.14)	Finley (1)	Percival (22)
1999	Finley (12)	Finley Hill Sparks (11)	Finley (4.43)	Petkovsek (3.47)	None	Percival (31)
2000	Hasegawa (10)	Schoeneweis (10)	Schoeneweis (5.45)	Hasegawa (3.57)	Cooper Schoeneweis (1)	Percival (32)
2001	Ortiz (13)	Valdes (13)	Washburn (3.77)	Levine (2.38)	None	Percival (39)
2002	Washburn (18)	Appier (12)	Washburn (3.15)	Percival (1.92)	Ortiz Sele (1)	Percival (40)
2003	Ortiz (16)	Lackey (16)	Washburn (4.43)	Donnelly (1.58)	Lackey (2)	Percival (33)
2004	Colon (18)	Lackey (13)	Escobar (3.93)	Rodriguez (1.82)	Lackey Washburn (1)	Percival (33)
2005	Colon# (21)	Byrd Shields (11)	Washburn (3.20)	Rodriguez (2.67)	Byrd Santana Washburn (1)	Rodriguez# (45)
2006	Santana (16)	Escobar (14)	Lackey (3.56)	Rodriguez (1.73)	Lackey# (2)	Rodriguez# (47)
2007	Lackey (19)	Santana (14)	Lackey# (3.01)	Rodriguez (2.81)	Lackey# (2)	Rodriguez (40)
2008	Saunders (17)	Weaver (10)	Saunders (3.41)	Arredondo (1.62)	Santana (1)	Rodriguez# (62)
2009	Saunders Weaver (17)	Lackey Weaver Santana (8)	Weaver (3.75)	Oliver (2.71)	Santana Weaver (2)	Fuentes# (48)
2010	Santana (17)	Kazmir (15)	Weaver (3.01)	Fuentes (3.52)	Once (3 tied)	Fuentes (23)
Year	Games	Starts	Complete	Innings	Strikeouts	Walks
1961	Morgan (59)	McBride (36)	McBride (11)	McBride (242)	McBride (180)	Grba (115)
1962	Spring (57)	Belinsky D. Lee (31)	Chance McBride (6)	Chance (207)	Belinsky (145)	Belinsky# (122)
1963	Fowler Navarro (57)	McBride (36)	McBride (11)	McBride (251)	Chance (168)	Chance (90)
1964	B. Lee (64)	Chance (35)	Chance# (15)	Chance# (278.1)	Chance (207)	Chance (86)
1965	B. Lee (69)	Newman (36)	Chance Newman (10)	Newman (260.2)	Chance (164)	Chance (101)
1966	B. Lee (61)	Chance (37)	Chance (11)	Chance (259.2)	Chance (180)	Chance# (114)
1967	Rojas (72)	Brunet (37)	McGlothlin (9)	Brunet (250)	Brunet (165)	Brunet (90)
1968	Burgmeier (56)	Brunet (36)	Brunet McGlothlin (8)	Brunet (245.1)	McGlothlin (135)	Brunet (68)
1969	Fisher (52)	McGlothlin Murphy (35)	Messersmith (10)	Messersmith (250)	Messersmith (211)	Messersmith (100)
1970	Fisher (67)	Wright (39)	Wright (7)	Wright (260.2)	Mav (164)	Wright (88)
1971	Fisher (43)	Messersmith (38)	Messersmith (14)	Messersmith Wright (276.2)	Messersmith (179)	Messersmith (121)
1972	Fisher (43)	Ryan (39)	Ryan (20)	Ryan (284)	Ryan# (329)	Ryan# (157)
1973	Sells (51)	Singer (40)	Ryan (26)	Ryan (326)	Ryan# (383)	Ryan# (162)
1974	Ryan (42)	Ryan (41)	Ryan (26)	Ryan# (332.2)	Ryan# (367)	Ryan# (202)
1975	Scott (50)	Tanana (33)	Tanana Figueroa (16)	Tanana (257.1)	Tanana# (269)	Ryan (132)
1976	Drago (43)	Ryan (39)	Tanana (23)	Tanana (288.1)	Ryan# (327)	Ryan# (183)
1977	LaRoche (46)	Ryan (37)	Ryan# (22)	Ryan (299)	Ryan# (341)	Ryan# (204)
1978	LaRoche (59)	Tanana (33)	Ryan (14)	Tanana (239.1)	Ryan# (260)	Ryan# (148)



YEARLY LEADERS PITCHING

Year	Games	Starts	Complete Games	Innings	Strikeouts	Walks
1979	LaRoche (53)	Ryan (34)	Ryan (17)	Frost (239)	Ryan# (223)	Ryan (114)
1980	Clear (58)	Tanana (31)	Tanana (7)	Tanana (204)	Tanana (113)	Aase (66)
1981	Hassler (42)	Zahn (25)	Forsch (10)	Zahn (161.1)	Witt (75)	Witt (47)
1982	Hassler (54)	Forsch (35)	Forsch Zahn (12)	Zahn (229.1)	Kison (86)	Zahn (65)
1983	Sanchez (56)	John (34)	Forsch Zahn (11)	John (234.2)	Kison (83)	Witt (75)
1984	Sanchez (49)	Witt (34)	Witt Zahn (9)	Witt (246.2)	Witt (196)	Witt (84)
1985	Moore (65)	Witt (35)	McCaskill Romanick Witt (6)	Witt (250)	Witt (180)	Witt (98)
1986	Moore (49)	Witt Sutton (34)	Witt (14)	Witt (269)	Witt (208)	McCaskill (92)
1987	Buice (57)	Witt (36)	Witt (10)	Witt (247)	Witt (192)	Witt (84)
1988	Harvey (50)	Witt (34)	Witt (12)	Witt (249.2)	Witt (133)	Witt (87)
1989	Minton (62)	Byllevin Witt (33)	Finley (9)	Byllevin (241)	Finley (156)	Finley (82)
1990	Eichhorn (60)	Abbott Langston (33)	Finley (7)	Finley (236)	Langston (195)	Langston (104)
1991	Eichhorn (70)	J. Abbott Finley Langston (34)	Langston (7)	Langston (246.1)	Langston (183)	Finley (101)
1992	Crim (57)	Langston (32)	Langston (9)	Langston (229)	Langston (174)	Finley (98)
1993	Frey (55)	Finley Langston (35)	Finley# (13)	Langston (256.1)	Langston (196)	Langston (85)
1994	B. Patterson (47)	Finley (25)	Finley (7)	Finley# (183.1)	Finley (148)	Finley (71)
1995	Patterson Percival (62)	Finley (32)	Finley Langston (2)	Finley (203)	Finley (195)	Finley (93)
1996	James (69)	Finley (35)	Finley (4)	Finley (238)	Finley (215)	Finley (94)
1997	Holtz (66)	Watson (34)	Finley Springer (3)	Dickson (203.2)	Finley (155)	Springer Watson (73)
1998	Percival (67)	Finley (34)	Finley Watson Oliveres (1)	Finley (223.1)	Finley (212)	Finley (109)
1999	Hasegawa Petkovsek (64)	Finley (33)	Oliveres (3)	Finley (213.1)	Finley (200)	Finley (94)
2000	Hasegawa (66)	Schoeneweis (27)	Ortiz (2)	Schoeneweis (170)	Schoeneweis (78)	Schoeneweis (67)
2001	Levine (64)	Ortiz Schoeneweis (32)	Ortiz (2)	Ortiz (208.2)	Ortiz (135)	Schoeneweis (77)
2002	Weber (63)	Appler Ortiz Washburn (32)	Ortiz (4)	Ortiz (217.1)	Ortiz (162)	Ortiz (68)
2003	Donnelly (63)	Lackey (33)	Lackey Washburn (2)	Washburn (207.1)	Lackey (151)	Lackey (66)
2004	Rodriguez (69)	Colon (34)	Lackey Washburn (1)	Colon Escobar (208.1)	Escobar (191)	Escobar (76)
2005	Shields (78)	Colon Lackey (33)	Byrd Colon (2)	Colon (222.2)	Lackey (199)	Lackey (71)
2006	Shields (74)	Lackey Santana (33)	Lackey (3)	Lackey (217.2)	Lackey (190)	Lackey (72)
2007	Shields (71)	Lackey (33)	Escobar (3)	Lackey (224)	Lackey (179)	Lackey (66)
2008	Rodriguez (76)	Garland Santana (32)	Lackey (3)	Santana (219)	Santana (214)	Garland (59)
2009	Fuentes (65)	Weaver (33)	Weaver (4)	Weaver (211)	Weaver (174)	Weaver (66)
2010	Rodney (72)	Weaver (34)	Santana (4)	Weaver (224.1)	Weaver# (233)	Kazmir (79)

Led or tied for League lead


Bold face indicates club record

CLUB PITCHING (YEAR-BY-YEAR)



	ERA	CG	SHO	SV	IP	H	R	ER	HR	HB	BB	SO	WP
1961	4.31	25	5	28	1438	1391	784	689	180	34	713	973	53
1962	3.70	23	15	46	1466	1412	706	602	118	49	616	858	39
1963	3.52	30	13	21	1455.1	1317	660	570	120	52	578	889	48
1964	2.91	30	28	41	1450.2	1273	551	469	100	50	530	965	42
1965	3.17	39	14	33	1441.2	1259	569	508	91	27	563	847	52
1966	3.56	31	12	40	1457.1	1364	643	577	136	38	511	836	49
1967	3.19	19	14	44	1430.1	1246	587	507	118	40	525	892	61
1968	3.43	29	11	31	1437	1234	615	548	131	33	519	869	68
1969	3.54	25	9	39	1438.1	1294	652	566	126	51	517	885	64
1970	3.48	21	10	49	1462.1	1280	630	566	154	43	559	922	52
1971	3.10	39	11	32	1481	1246	576	510	101	36	607	904	60
1972	3.06	57	18	16	1377.2	1109	533	469	90	28	620	1000	49
1973	3.57	72★	13	19	1456.1	1351	657	577	104	41	614	1010★	56
1974	3.52	64	13	12	1439	1339	657	563	101	47	649	986★	50
1975	3.89	59	19	16	1453.1	1366	723	628	123	39	643	975★	62
1976	3.36	64	15	17	1477.1	1323	631	551	95	38	553	992★	27
1977	3.76	53	13	26	1437.2	1383	695	600	136	47	572	965★	56
1978	3.65	44	13	33	1455.2	1382	666	590	125	32	599	892★	36
1979	4.34	46	9	33	1436	1463	768	692	131	33	573	820★	53
1980	4.52	22	6	30	1428.1	1548	797	717	141	39	529	725	32
1981	3.71	27	8	19	971.1	958	453	400	81	21	323	426	18
1982	3.82	40	10	27	1464	1436	670	621	124	42	482	728	36
1983	4.32	39	7	23	1474★	1636	779	708	130	30	496	668	51
1984	3.96	36	12	26	1458	1526	697	641	143	27	474	754	44
1985	3.91	22	8	41	1457.1	1453	703	633	171	27	514	767	45
1986	3.85	29	12	40	1455.2	1356	684	622	153	27	478	955	44
1987	4.38	20	7	36	1457.1	1481	803	709	212	32	504	941	54
1988	4.32	26	9	33	1455.2	1530	771	698	135	42	568	817	68
1989	3.28	32★	20	38	1454.1	1384	578	530	113	29	465	896	51
1990	3.79	21	13	42	1454	1482	706	613	106	38	544	944	50
1991	3.69	18	10	50	1441.2	1351	749	591	141	38	543	990	49
1992	3.84	26★	13	42	1446	1449	671	617	130	39	532	888	42
1993	4.34	26★	6	41	1430.1	1482	770	690	153	51	550	843	55
1994	5.42	11	4	21	1027	1149	660	618	150	45★	436	682	48
1995	4.52	8	9	42	1284.1	1310	697	645	163	43	486	901	42
1996	5.30	12	8	38	1439	1546	943	847	219	84★	662	1052	80
1997	4.52	9	5	39	1454.2	1506	794	730	202★	54	605	1050	57
1998	4.49	3	5	52	1444	1481	783	720	164	47	630	1091	70
1999	4.79	4	7	37	1431.1	1472	826	762	177	56	624	877	65★
2000	5.00	5	3	46★	1448	1534	869	805	228	36	662	846	47
2001	4.20	6	1	43	1437.2	1452	730	671	168	64	525	947	46
2002	3.69	7	14	54★	1452.1★	1345	644	595	169	49	509	999	52
2003	4.28	5	9	39	1431.1	1444	743	680	190	76	486	980	53
2004	4.28	2	11	50	1454.1	1476	734	692	170	44	502	1164★	61
2005	3.68	7	11	54★	1464.1	1419	643	598	158	48	443	1126★	70
2006	4.04	5	12	50	1452.2★	1410★	732	652	158	50	471	1164★	85★
2007	4.23	5	9	43	1435	1480	731	674	151	51	477	1156	69
2008	3.99	7	10	66★	1451.1	1455	697	644	159	63	457	1106	50
2009	4.45	9	13★	51★	1445	1513	761	715	180	58	523	1062	67
2010	4.04	10	9	39	1449.1	1422	702	651	148	46	565	1130	80

★ Led or tied for league lead



Mark Langston, Jim Abbott and Chuck Finley



LOW HIT GAMES BY ANGELS

NO-HITTERS (7)

1. Bo Belinsky, vs. Baltimore, May 5, 1962 (2-0)
2. Clyde Wright, vs. Oakland, July 3, 1970 (4-0)
3. Nolan Ryan, at Kansas City, May 15, 1973 (3-0)
4. Nolan Ryan, at Detroit, July 15, 1973 (6-0)
5. Nolan Ryan, vs. Minnesota, Sept. 28, 1974 (4-0)
6. Nolan Ryan, vs. Baltimore, June 1, 1975 (1-0)
7. Mike Witt, at Texas, Sept. 30, 1984 (1-0, perfect game)


COMBINED NO-HITTERS (2)

1. Mark Langston-Mike Witt, vs. Seattle, April 11, 1990 (1-0)
2. Jered Weaver-Jose Arredondo, @ LAD, June 28, 2008 (0-1)*

* 8-inning unofficial no-hitter.

ONE-HITTERS (16)

1. Dean Chance, at Minnesota, Sept. 10, 1962 (5-0)
2. Bob Turley, at Chicago, June 12, 1963 (5-0)
3. Nolan Ryan, vs. Boston, July 9, 1972 (3-0)
4. Nolan Ryan, vs. New York, Aug. 29, 1973 (5-0)
5. Nolan Ryan, vs. Texas, June 27, 1974 (5-0)
6. Andy Hassler, vs. Chicago, Sept. 8, 1974 (0-1)
7. Nolan Ryan, vs. Seattle, April 15, 1977 (7-0)
8. Nolan Ryan, vs. Cleveland, May 5, 1978 (5-0)
9. Chris Knapp, at Toronto, Sept. 3, 1978 (3-1)
10. Nolan Ryan, vs. New York, July 13, 1979 (6-1)
11. Bruce Kison, at Minnesota, April 23, 1980 (17-0)
12. Kirk McCaskill, at Texas, June 25, 1986 (7-1)
13. Willie Fraser, vs. Seattle, Aug. 10, 1988 (2-1)
14. Kirk McCaskill, vs. Toronto, April 28, 1989 (9-0)
15. Chuck Finley, at Boston, May 26, 1989 (5-0)
16. John Lackey, at Oakland, July 7, 2006 (3-0)



Ellie Rodriguez and Nolan Ryan

COMBINED ONE-HITTERS (6)

1. Ken McBride-Julio Navarro, at Washington, April 13, 1964 (4-0, Opening Day)
2. Rick Clark-Clyde Wright, vs. Baltimore, Aug. 20, 1968 (7-2)
3. Bill Harrelson-Andy Messersmith, at New York, Aug. 27, 1968 (2-0)
4. Frank Tanana-Don Kirkwood, vs. Oakland, April 26, 1975 (1-0)
5. Bartolo Colon-Francisco Rodriguez-Troy Percival, vs. Texas, July 27, 2004 (2-0)
6. Matt Palmer-Darren Oliver-Jose Arredondo-Kevin Jepsen-Rafael Rodriguez, vs. Texas, Sept. 30, 2009 (5-0)

LOW HIT GAMES VS. ANGELS

NO-HITTERS (6)

1. Earl Wilson, at Boston, June 26, 1962 (2-0)
2. Dennis Eckersley, at Cleveland, May 30, 1977 (1-0)
3. Bert Blyleven, Texas, at Anaheim, Sept. 22, 1977 (6-0)
4. Joe Cowley, Chicago, at Anaheim, Sept. 19, 1986 (7-1)
5. Kenny Rogers, at Texas, July 28, 1994 (4-0, perfect game)
6. Eric Milton, at Minnesota, Sept. 11, 1999 (7-0)

COMBINED NO-HITTERS (1)

1. Vida Blue-Glenn Abbott-Paul Lindblad-Rollie Fingers, at Oakland, Sept. 28, 1975 (5-0)

ONE-HITTERS (18)

1. Wally Bunker, Kansas City, at Anaheim, Sept. 11, 1969 (3-0)
2. Sonny Siebert, Boston, at Anaheim, July 31, 1970 (2-0)
3. Rich Hand, at Cleveland, Aug. 28, 1970 (5-1)
4. Bill Gogolewski, Texas, at Anaheim, Sept. 12, 1972 (3-0)
5. Jim Kaat, Minnesota, at Anaheim, July 1, 1973 (2-1)
6. Mike Cuellar, Baltimore, at Anaheim, May 31, 1975 (1-0)
7. Rick Langford, Oakland, at Anaheim, July 5, 1979 (3-0)
8. Ross Baumgarten, at Chicago, July 2, 1980 (1-0)
9. Britt Burns, at Chicago, Sept. 9, 1983 (11-0)
10. Dennis Martinez, at Baltimore, June 5, 1985 (4-0)

(more)

11. Charlie Hough, Texas, at Anaheim, June 16, 1986 (1-2)
12. Walt Terrell, at Detroit, Aug. 20, 1986 (3-0)
13. Scott Sanderson, New York, at Anaheim, July 11, 1991 (2-0)
14. Dennis Rasmussen, Kansas City, at Anaheim, Sept. 29, 1992 (2-0)
15. Jimmy Key, New York, at Anaheim, April 27, 1993 (5-0)
16. David Cone, Kansas City, at Anaheim, May 22, 1994 (4-0)
17. Steve Trachsel, New York Mets, at Anaheim, June 15, 2003, (8-0)
18. James Shields, at Tampa Bay, May 9, 2008 (2-0)

COMBINED ONE-HITTERS (8)

1. Whitey Ford-Jim Coates-Buddy Daley-Bob Turley, at New York, May 22, 1962 (2-1, 12 inn.)
2. Mike Paul-Gary Kroll-Jack Hamilton-Stan Williams, at Cleveland, June 8, 1969 (3-2)
3. Marty Pattin-Steve Mingori, at Kansas City, June 26, 1976 (3-0)
4. Gary Beare-Sam Hinds-Bill Castro, at Milwaukee, June 18, 1977 (4-2)
5. Ross Baumgarten-Randy Scarbery, at Chicago, May 25, 1979 (6-1)
6. Joe Niekro-Al Holland, New York, at Anaheim, June 4, 1986 (11-0)
7. John Burkett-Jeff Zimmerman-John Wetteland, vs. Texas, June 29, 1999 (5-0)
8. Freddy Garcia-Neal Cotts, vs. Chicago (AL), Sept. 13, 2006 (9-0)

CLUB FIELDING (YEAR-BY-YEAR)



	PCT.	PO	A	E	TC	DP	TP	PB
1961	.969	4314	1756	192	6262	154	0	24
1962	.972	4393	1791	175	6364	153	0	16
1963	.974	4366	1837	163	6366	155	0	18
1964	.978	4352	1851	138	6341	168	0	8
1965	.981	4325	1874	123	6322	149	0	20
1966	.979	4372	1861	136	6369	186	0	16
1967	.982★	4291	1711	111	6113	135	0	13
1968	.977	4311	1712	140	6163	156	0	18
1969	.978	4315	1760	136	6211	164	0	30
1970	.980	4387	1775	127	6289	169	1	27
1971	.980	4443	1891	131	6465	159	0	25
1972	.981	4133	1607	114	5854	135	1	21
1973	.975	4369	1689	156	6214	153	0	16
1974	.976	4317	1721	147	6185	150	0	23
1975	.971	4360	1705	144	6249	164	0	12
1976	.977	4432	1840	150	6422	139	0	15
1977	.978	4313	1693	147	6153	137	2★	5
1978	.978	4367	1624	136	6127	136	0	12
1979	.978	4308	1602	135	6045	172	0	10
1980	.978	4285	1576	134	5995	144	0	6
1981	.977	2914	1286	101	4301	120	0	4
1982	.983	4392	1984★	108	6484★	171	0	6
1983	.977	4422★	2077★	154	6653★	190★	0	4
1984	.980	4374	1803	128	6305	170	0	8
1985	.982★	4372	1841	112	6325	202★	0	12
1986	.983	4368	1718	107	6193	156	0	11
1987	.981	4372	1640	117	6129	162	0	9
1988	.979	4367	1825	135	6327	175	0	14
1989	.985	4363	1887★	96	6346	173	0	15
1990	.978	4362	1871★	142	6375★	186★	0	23
1991	.984	4325	1858★	102	6285	156	0	5
1992	.979	4338	1810	134	6282	172	0	10
1993	.980	4291	1694	120	6105	161	0	11
1994	.983	3081	1196	76	4353	110	0	13
1995	.982	3853	1416	95	5364	120	0	12
1996	.979	4317	1702	128	6147	156	1★	19
1997	.980	4364	1592	123	6079	140	1★	28
1998	.983	4332	1646	106	6084	146	0	20
1999	.983	4294	1723	106	6123	156	0	6
2000	.978	4344	1746	134	6224	182	0	16
2001	.983	4313	1690	103	6106	142	0	7
2002	.986	4357★	1575	87	6019	151	0	11
2003	.982	4294	1517	105	5916	138	0	11
2004	.985	4363	1511	90	5964	126	0	8
2005	.986★	4393	1570	94	6191	154	0	8
2006	.979	4358★	1545	124	6027	154	0	8
2007	.983	4305	1550	101	5956	154	0	10
2008	.985	4354	1646	91	6091	159	0	11
2009	.986	4335	1623	85	6043	174	0	16
2010	.981	4348	1562	113	6023	116	0	16

★ Led League

GAMES PLAYED BY POSITION

CATCHER

1. Bob Boone 961
2. Bob Rodgers 895
3. Bengie Molina 685
4. Mike Napoli 406
5. Lance Parrish 386
6. Jose Molina 348
7. JEFF MATHIS 320
8. Brian Downing 310
9. Jorge Fábregas 309
10. Terry Humphrey 255

SHORTSTOP

1. Jim Fregosi 1,367
2. Dick Schofield 1,073
3. Gary DiSarcina 1,069
4. David Eckstein 527
5. Orlando Cabrera 446
6. ERICK AYBAR 406
7. Dave Chalk 324
8. Joe Koppe 260
9. Tim Foli 213
10. Rick Burelson 188

LEFT FIELD

1. G. Anderson 1,237
2. Brian Downing 722
3. Rick Reichardt 516
4. Luis Polonia 456
5. Juan Rivera 339
6. Leon Wagner 335
7. Joe Rudi 331
8. Darin Erstad 260
9. Orlando Palmeiro 219
10. Alex Johnson 215

All CAPS/**BOLD** — Active

FIRST BASE

1. Wally Joyner 879
2. Rod Carew 718
3. Darin Erstad 579
4. JT Snow 487
5. Jim Spencer 474
6. Scott Spiezio 391
7. Casey Kotchman 310
8. KENDRYS MORALES 284
9. Joe Adcock 273
10. Don Mincher 255

DESIGNATED HITTER

1. Brian Downing 598
2. Chili Davis 587
3. Don Baylor 516
4. Reggie Jackson 374
5. Tim Salmon 358
6. Frank Robinson 250
7. V. Guerrero 240
8. G. Anderson 235
9. Brad Fullmer 135
10. Hideki Matsui 120

CENTER FIELD

1. Gary Pettis 567
2. Jim Edmonds 566
3. Devon White 464
4. Darin Erstad 455
5. G. Anderson 404
6. Albie Pearson 378
7. Fred Lynn 377
8. Mickey Rivers 369
9. TORII HUNTER 350
10. Jose Cardenal 339

SECOND BASE

1. Bobby Grich 1,097
2. Adam Kennedy 969
3. Bobby Knoop 801
4. Sandy Alomar 703
5. HOWIE KENDRICK 444
6. Jerry Remy 432
7. Bill Moran 365
8. Johnny Ray 363
9. Rob Wilfong 323
10. Mark McLemore 235

OUTFIELD

1. G. Anderson 1,755
2. Tim Salmon 1,266
3. Brian Downing 722
4. Darin Erstad 708
5. Jim Edmonds 654
6. V. Guerrero 598
7. Devon White 595
8. Albie Pearson 589
9. Gary Pettis 569
10. Leroy Stanton 555

RIGHT FIELD

1. Tim Salmon 1,263
2. V. Guerrero 598
3. Leroy Stanton 467
4. Reggie Jackson 274
5. Dan Ford 254
6. Bobby Bonds 235
7. Dave Winfield 223
8. BOBBY ABREU 219
9. Roger Repoz 214
10. Albie Pearson 205

THIRD BASE

1. Troy Glaus 778
2. Doug DeCinces 748
3. Jack Howell 600
4. C. Figgins 540
5. Paul Schaal 490
6. Carney Lansford 424
7. Ken McMullen 417
8. Dave Chalk 399
9. Felix Torres 317
10. Aurelio Rodriguez 275



HIGHEST FIELDING PCT. BY POSITION

(100-OR-MORE GAMES)

Position	PLAYER	PCT	YEAR	G	PO	A	E	TC
Catcher	Bengie Molina	.999	2002	121	707	60	1	768
First Base	Jim Spencer	.999	1973	125	994	74	1	1069
	Scott Spiezio	.999	2001	105	819	74	1	894
Second Base	Bobby Grich	.997	1985	116	224	380	2	606
Shortstop	David Eckstein	.988	2004	138	198	309	6	513
	Orlando Cabrera	.988	2005	141	229	347	7	583
Third Base	Carney Lansford	.983	1979	157	135	263	7	405
Outfield	Brian Downing	1.000	1984	131	272	5	0	277
		1.000	1982	158	321	9	0	330
	Torii Hunter	1.000	2008	137	350	4	0	354
Pitcher#	Tommy John	1.000	1983	34	16	39	0	55
	Bert Blyleven	1.000	1989	33	14	38	0	52

50-or-more Total Chances

Bold - current Angel

ANGELS TRIPLE PLAYS

- June 26, 1970 at Kansas City...“around the horn” on a ground ball hit by Amos Otis; Chico Ruiz (3b) to Sandy Alomar (2b) to Billy Cowan (1b).
- June 27, 1972 at Minnesota...fly ball hit by Jim Nettles and ensuing rundown of runners originally at second (Steve Braun) and third (Harmon Killebrew), Jim Spencer (lf) to Ken McMullen (3b) to Sandy Alomar (2b) to Leo Cardenas (ss).
- July 14, 1977 vs. Seattle...“around the horn” on a ground ball hit by Lee Stanton; Ron Jackson (3b) to Jerry Remy (2b) to Tony Solaita (1b).
- July 23, 1977 at Minnesota...line drive hit by Lyman Bostock with runners being doubled off second (Jerry Terrell) and first (Mike Cubbage) bases; Rance Mulliniks (ss) to Jerry Remy (2b) to Tony Solaita (1b).
- Sept. 8, 1996 at Minnesota...“around the horn” on a ground ball hit by Ron Coomer; Jack Howell (3b) to Rex Hudler (2b) to J.T. Snow (1b).
- July 5, 1997 vs. Seattle...deep fly hit by Rich Amaral with runners being doubled of second (Russ Davis) and first (Dan Wilson) bases; Garret Anderson (cf) to Gary DiSarcina (ss) to Darin Erstad (1b).

OPPONENTS TRIPLE PLAYS

- Sept. 28, 1963 at Boston...Felix Torres hit comebacker to Bob Heffner who started unique triple play; Heffner (p) to Frank Malzone (3b) to Ed Bressoud (ss) to Felix Mantilla (2b), who was covering first base.
- Aug. 18, 1966 at Minnesota...“around the horn” on ground ball hit by Frank Malzone; Rich Rollins (3b) to Cesar Tovar (2b) to Harmon Killebrew (1b).
- May 10, 1979 at Boston...line drive hit by Joe Rudi with runners being doubled off second (Rod Carew) and first (Don Baylor) bases; Jerry Remy (2b) to Rick Burleson (ss) to George Scott (1b).
- May 16, 1979 vs. Milwaukee...“around the horn” on a ground ball hit by Bobby Grich; Sal Bando (3b) to Paul Molitor (2b) to Cecil Cooper (1b).
- July 23, 1979 at Boston...line drive hit by Willie Aikens with runners being doubled off second (Dan Ford) and first (Don Baylor) bases; Rick Burleson (ss) to Carl Yastrzemski (1b).
- April 27, 1981 at Oakland...line drive hit by Don Baylor with runners being doubled off second (John Harris) and first (Ed Ott) bases; Rob Picciolo (ss) to Dave Revering (1b).
- Aug. 8, 1983 vs. Minnesota...line drive hit by Ron Jackson with runners doubled off second (Bobby Grich) and first (Reggie Jackson) bases; Gary Gaetti (3b) to John Castino (2b) to Kent Hrbek (1b).
- Aug. 25, 1992 at Baltimore...line drive hit by Gary Gaetti with runners being doubled off third (Tim Salmon) and first (Chad Curtis) bases; Leo Gomez (3b) to Randy Milligan (1b).
- July 7, 2004 at White Sox...“around the horn” on ground ball hit by Bengie Molina; Joe Crede (3b) to Juan Uribe(2b) to Paul Konerko (1b).



Don Baylor

DAY-BY-DAY BEST/WORST RECORDS



GAME NO.	BEST RECORD	(# - Last Time)	WORST RECORD	(# - Last Time)	GAME NO.	BEST RECORD	(# - Last Time)	WORST RECORD	(# - Last Time)
1.	1-0	(27-'10)	0-1	(23-'08)	82.	51-31	('07)	30-52	('69)
2.	2-0	(10-'07)	0-2	(6-'01)	83.	51-32	('05, '07)	31-52	('69,'80)
3.	3-0	(4-'07)	0-3	('76, '92)	84.	52-32	('05)	31-53	('69)
4.	4-0	('70)	0-4	('76, '92)	85.	52-33	(4-'07)	31-54	('69)
5.	5-0	('70)	1-4	(7-'10)	86.	53-33	('89, '95)	32-54	('69)
6.	5-1	('70, '07)	1-5	('61)	87.	54-33	('95)	32-55	('69)
7.	5-2	(6-'07)	1-6	('61)	88.	55-33	('95)	33-55	('69, '80)
8.	6-2	('70)	1-7	('61)	89.	56-33	('95)	33-56	('80)
9.	6-2-1	('74)	1-8	('61)	90.	56-34	('95)	33-57	('80)
10.	7-2-1	('74)	2-8	('61)	91.	56-35	('95)	34-57	('80)
11.	8-3	('79, '82, '87)	3-8	('61, '02)	92.	57-35	('95)	34-58	('80)
12.	9-3	('79, '82)	4-8	(5-'02)	93.	57-36	('95)	34-59	('80)
13.	10-3	('79, '82)	4-9	('61)	94.	58-36	('95)	34-60	('80)
14.	11-3	('79)	4-10	('61)	95.	59-36	('95)	34-61	('80)
15.	12-3	('79)	5-10	(4-'02)	96.	60-36	('95)	35-61	('80)
16.	12-4	('79, '93)	5-11	('61, '76)	97.	60-37	('95)	36-61	('80)
17.	12-5	('79, '82, '93)	5-12	('61, '76)	98.	61-37	('95)	37-61	('80)
18.	13-5	('82, '93)	6-12	('61, '76, '02)	99.	61-38	('95)	37-62	('80)
19.	14-5	('82)	6-13	('76, '02)	100.	62-38	('95)	37-63	('80)
20.	14-6	('78, '82)	6-14	('02)	101.	63-38	('95)	38-63	('80)
21.	15-6	('82)	7-14	('76, '02)	102.	64-38	('95)	38-64	('80)
22.	15-7	('82)	7-15	('76)	103.	64-39	('95, '08)	39-64	('80)
23.	16-7	('82)	7-16	('76)	104.	64-40	('95, '08)	40-64	('80)
24.	16-8	('82)	8-16	('76)	105.	65-40	('08)	40-64-1	('74)
25.	17-8	('82)	9-16	(4-'94)	106.	66-40	('08)	41-65	('69)
26.	17-9	(4-'95)	9-17	('61, '69, '94)	107.	67-40	('08)	41-65-1	('74)
27.	18-9	('70, '78, '95)	9-18	('61, '94)	108.	68-40	('08)	42-66	('69)
28.	18-10	(4-'04)	9-19	('61)	109.	69-40	('08)	43-66	('69)
29.	19-10	('70, '04)	10-19	('61, '76)	110.	69-41	('08)	43-66-1	('74)
30.	20-10	('70, '04)	11-19	(6-'90)	111.	69-42	('08)	43-67-1	('74)
31.	21-10	('70, '04)	11-20	(5-'90)	112.	70-42	('08)	43-68-1	('74)
32.	22-10	('70, '04)	11-21	(4-'76)	113.	70-43	('08)	43-69-1	('74)
33.	22-11	('70, '04)	11-22	('69, '76)	114.	71-43	('08)	44-69-1	('74)
34.	23-11	('70, '04)	11-23	('69)	115.	72-43	('08)	45-69-1	('74)
35.	23-12	('70, '04)	11-24	('69)	116.	73-43	('08)	45-70-1	('74)
36.	24-12	('70, '04)	11-25	('69)	117.	74-43	('08)	45-71-1	('74)
37.	25-12	('70, '04)	11-26	('69)	118.	75-43	('08)	46-71-1	('74)
38.	25-13	(4-'04)	11-27	('69)	119.	75-44	('08)	46-72-1	('74)
39.	26-13	(4-'04)	11-28	('69)	120.	75-45	('08)	47-72-1	('74)
40.	26-14	(4-'04)	12-28	('69)	121.	76-45	('08)	48-72-1	('74)
41.	27-14	('70, '82, '89)	13-28	('69)	122.	76-46	('08)	48-73-1	('74)
42.	28-14	('70)	13-29	('69)	123.	76-47	('08)	48-74-1	('74)
43.	28-15	(4-'04)	14-29	('69)	124.	76-48	('08)	49-75	('80)
44.	29-15	('82, '89, '04)	14-30	('69)	125.	77-48	('08)	49-76	('80)
45.	29-16	('82, '89, '04)	15-30	('69)	126.	77-49	('08)	50-76	('80)
46.	30-16	('82, '89)	16-30	('61, '64, '69)	127.	77-50	('08)	50-76-1	('74)
47.	31-16	('82, '89)	16-31	('69)	128.	78-50	('08)	50-77-1	('74)
48.	32-16	('89)	16-32	('69)	129.	79-50	('08)	50-78-1	('74)
49.	33-16	('89)	16-33	('69)	130.	79-51	('08)	50-79-1	('74)
50.	33-17	('89)	16-34	('69)	131.	80-51	('08)	51-80	('99)
51.	33-18	('89)	17-34	('69)	132.	80-52	('08)	51-81	('99)
52.	34-18	('89)	17-35	('69)	133.	81-52	('08)	51-82	('99)
53.	35-18	('89)	18-35	('69)	134.	82-52	('08)	52-82	('80, '99)
54.	35-19	('89)	18-36	('69)	135.	83-52	('08)	52-83	('80, '99)
55.	36-19	('89)	19-36	('69)	136.	83-53	('08)	52-84	('99)
56.	36-20	('89)	19-37	('69)	137.	84-53	('08)	52-84-1	('74)
57.	36-21	('89)	20-37	('69)	138.	84-54	('02, '08)	53-84-1	('74)
58.	36-22	('89, '07)	20-38	('69)	139.	85-54	('02, '08)	53-85-1	('74)
59.	37-22	('07)	20-39	('69)	140.	86-54	('02)	54-85-1	('74)
60.	38-22	('07)	21-39	('61, '69, '80)	141.	87-54	('02)	55-85-1	('74)
61.	38-23	('07)	21-40	('61, '69, '80)	142.	88-54	('02)	55-86-1	('74)
62.	39-23	('07)	21-41	('61)	143.	88-55	('02)	56-86-1	('74)
63.	40-23	('07)	22-41	('61)	144.	89-55	('02)	56-87-1	('74)
64.	40-24	('07)	23-41	('61, '69, '80)	145.	90-55	('02)	57-87-1	('74)
65.	40-25	('07)	23-42	('61, '69, '80)	146.	91-55	('02)	58-87-1	('74)
66.	41-25	('07)	23-43	('69, '80)	147.	92-55	('02)	58-88-1	('74)
67.	42-25	('07)	23-44	('69, '80)	148.	93-55	('02)	58-89-1	('74)
68.	42-26	('07)	24-44	('61, '69, '80)	149.	94-55	('02)	59-89-1	('74)
69.	43-26	('07)	24-45	('61, '69, '80)	150.	94-56	('02)	60-89-1	('74)
70.	44-26	('07)	24-46	('69, '80)	151.	95-56	('02)	61-89-1	('74)
71.	45-26	('07)	25-46	('61, '69, '80)	152.	95-57	('02)	61-90-1	('74)
72.	45-27	('07)	25-47	('61, '69)	153.	95-58	('02)	61-91-1	('74)
73.	46-27	('07)	26-47	('61, '69, '80)	154.	96-58	('02)	61-92-1	('74)
74.	47-27	('07)	26-48	('69)	155.	96-59	('02, '08)	61-93-1	('74)
75.	48-27	('07)	27-48	('69)	156.	97-59	('08)	62-93-1	('74)
76.	49-27	('07)	28-48	('61, '69, '80)	157.	97-60	('08)	63-93-1	('74)
77.	49-28	('07)	28-49	('69)	158.	98-60	('08)	63-94-1	('74)
78.	49-29	('07)	28-50	('69)	159.	99-60	('08)	64-94-1	('74)
79.	49-30	('07)	29-50	('69)	160.	99-61	('08)	65-95	('80)
80.	50-30	('07)	30-50	('69, '80)	161.	99-62	('08)	66-94-1	('74)
81.	50-31	('05, '07)	30-51	('69, '80)	162.	100-62	('08)	67-95	('68)
					163.	---		68-94-1	('74)





DAY-OF-THE-WEEK TOTALS

YEAR	MON.	TUE.	WED.	THU.	FRI.	SAT.	SUN.	RECORD
1961	6-9	12-14	8-13	4-16	14-14	17-6	9-19	70-91
1962	7-2	9-16	19-6	10-7	12-14	12-14	17-17	86-76
1963	7-7	9-9	15-19	5-11	8-16	14-11	12-18	70-91
1964	5-9	14-11	18-9	7-5	10-17	12-13	16-16	82-80
1965	8-8	14-8	13-18	4-8	14-12	14-11	8-22	75-87
1966	8-9	11-9	12-12	7-10	14-10	15-11	13-21	80-82
1967	11-8	11-19	13-7	2-5	18-8	11-16	18-14	84-77
1968	9-12	9-13	7-18	5-9	13-13	10-14	14-16	67-95
1969	10-5	9-16	13-13	5-8	11-19	10-14	13-16	71-91
1970	9-4	13-14	14-12	9-8	13-13	9-16	19-9	86-76
1971	6-9	11-11	11-13	8-15	14-11	12-12	14-15	76-86
1972	5-10	11-12	13-10	8-6	10-16	14-12	14-14	75-80
1973	9-4	11-13	17-8	7-13	11-14	14-12	10-19	79-83
1974	7-10	8-15	14-12	4-8	14-14	12-15	9-20	68-94
1975	7-9	9-15	11-13	9-5	8-18	14-15	14-14	72-89
1976	10-7	12-11	11-12	9-9	8-16	14-14	12-17	76-86
1977	9-10	11-11	10-12	7-9	12-14	10-16	15-16	74-88
1978	5-12	9-14	11-11	15-2	16-12	15-14	16-10	87-75
1979	11-5	10-14	11-15	8-9	13-12	20-6	15-13	88-74
1980	8-10	12-10	12-12	5-13	14-13	8-17	6-20	65-95
1981	9-6	9-8	7-9	6-4	6-10	6-12	8-10	51-59
1982	11-4	12-13	10-13	11-10	17-9	16-10	16-10	93-69
1983	8-15	11-11	12-12	6-9	11-15	12-15	10-15	70-92
1984	8-13	15-10	11-14	7-8	13-12	15-10	12-14	81-81
1985	11-9	10-12	12-12	10-8	14-12	15-11	18-8	90-72
1986	12-8	17-8	15-8	8-10	11-15	17-8	12-13	92-70
1987	9-12	13-11	15-8	6-10	9-17	11-15	12-14	75-87
1988	8-11	7-16	11-13	9-8	16-11	10-16	14-12	75-87
1989	8-10	13-10	14-11	9-10	16-10	13-13	18-7	91-71
1990	11-9	15-9	11-15	8-9	12-13	11-14	12-13	80-82
1991	10-9	15-10	11-12	10-7	7-19	15-11	13-13	81-81
1992	7-10	8-18	9-16	8-9	14-12	16-10	10-15	72-90
1993	4-12	9-15	13-12	7-11	12-15	13-13	13-13	71-91
1994	2-10	8-9	9-9	5-8	8-11	8-10	7-11	47-68
1995	9-8	12-9	8-14	11-6	11-11	11-11	16-8	78-67
1996	7-13	9-15	11-12	7-11	14-11	9-17	13-12	70-91
1997	10-8	13-11	10-14	9-10	14-11	14-12	14-12	84-78
1998	12-5	11-11	15-11	10-9	11-14	11-15	15-12	85-77
1999	6-11	11-15	12-13	9-8	12-13	9-18	11-14	70-92
2000	9-9	13-12	11-14	8-8	18-8	13-13	10-16	82-80
2001	5-4	8-16	11-14	16-10	12-13	10-16	13-14	75-87
2002	6-8	13-12	16-9	11-8	19-8	15-11	19-7	99-63
2003	4-8	11-14	14-10	9-12	12-14	15-12	12-15	77-85
2004	7-4	13-11	11-14	11-13	17-9	19-7	14-12	92-70
2005	12-4	12-13	12-13	11-7	18-7	16-11	14-12	95-67
2006	12-10	16-9	11-14	6-6	14-12	16-10	14-12	89-73
2007	10-7	13-12	12-13	10-7	18-9	16-10	15-10	94-68
2008	12-8	17-8	14-11	10-4	14-12	16-10	17-9	100-62
2009	11-6	14-12	13-12	12-5	15-11	14-12	18-7	97-65
2010	10-8	8-17	14-11	5-11	14-12	16-10	13-13	80-82
Totals	417-418	571-612	608-608	403-432	646-632	655-622	667-679	3967-4003

NOTE: **Bold** denotes best record.

ANGELS BY THE DECADES

YEARS	RECORD/PCT.	<u>.500 -or-BETTER SEASONS</u>
1961-1969	685-770 (.471)	3
1970-1979	781-831 (.484)	3
1980-1989	783-783 (.500)	5
1990-1999	738-817 (.475)	4
2000-2009	900-720 (.556)	7
2010	80-82 (.494)	0



ANGELS MONTH-BY-MONTH TOTALS



YEAR	MARCH	APRIL	MAY	JUNE	JULY	AUG.	SEPT.	OCT.
1961	—	4-9	12-16	12-22	17-10	13-19	12-14	0-1
1962	—	7-9	17-11	17-13	16-13	18-14	11-16	—
1963	—	11-10	11-17	19-12	12-19	8-18	9-15	—
1964	—	6-7	10-22	19-12	19-12	14-15	12-11	2-1
1965	—	6-7	16-17	9-17	14-14	14-17	13-14	1-1
1966	—	7-8	16-15	16-15	15-14	13-17	12-15	1-1
1967	—	8-9	10-18	20-11	17-11	11-16	17-11	1-1
1968	—	8-10	14-15	15-12	11-18	13-22	6-18	—
1969	—	6-10	8-19	11-18	15-14	15-12	16-16	0-2
1970	—	13-7	17-10	13-14	15-14	16-13	11-18	1-0
1971	—	12-11	11-16	12-18	17-11	11-16	13-14	—
1972	—	5-8	13-15	13-14	13-16	12-14	17-11	1-2
1973	—	9-8	15-12	15-15	10-19	13-14	18-15	—
1974	—	11-11	12-15	9-20	9-18	11-17	14-13	2-0
1975	—	12-8	10-18	13-17	12-16	15-14	10-16	—
1976	—	5-12	14-18	12-15	14-14	13-15	16-11	2-1
1977	—	9-13	15-10	12-12	11-18	14-15	12-19	1-1
1978	—	14-7	11-14	15-15	16-14	14-13	16-12	1-0
1979	—	15-8	15-12	14-15	17-11	11-17	16-11	—
1980	—	8-10	11-15	6-21	12-16	14-15	14-14	0-4
1981	—	10-11	13-16	8-2	—	9-10	10-18	1-2
1982	—	15-7	16-11	14-12	13-14	17-12	15-13	3-0
1983	—	13-9	14-12	13-14	9-20	12-18	7-19	2-0
1984	—	15-11	11-14	15-12	12-14	13-16	15-14	—
1985	—	14-7	12-13	15-12	16-11	16-13	14-13	3-3
1986	—	13-8	10-17	17-10	15-11	19-10	17-10	1-4
1987	—	12-11	9-17	17-11	15-11	13-16	7-19	2-2
1988	—	10-13	9-19	15-11	19-8	15-14	7-20	0-2
1989	—	15-10	18-7	12-14	18-10	15-14	12-16	2-0
1990	—	8-11	15-14	15-13	12-16	16-12	12-15	2-1
1991	—	10-10	16-11	15-12	11-15	11-18	15-13	3-2
1992	—	11-10	10-17	11-17	14-13	13-16	10-16	3-1
1993	—	13-6	14-15	10-17	11-17	11-17	10-18	2-1
1994	—	9-16	14-13	10-17	11-16	3-6	—	—
1995	—	2-2	18-11	14-13	20-7	13-17	10-16	1-1
1996	—	13-12	13-14	15-14	10-16	11-18	8-17	—
1997	—	12-12	16-12	13-15	19-9	14-15	10-15	—
1998	—	15-11	12-15	22-6	9-18	18-12	9-15	—
1999	—	11-12	13-15	11-15	8-17	8-21	16-12	3-0
2000	—	13-13	14-13	14-12	16-12	11-15	14-14	0-1
2001	—	10-15	14-13	14-13	16-11	15-14	6-15	0-6
2002	0-1	11-13	19-7	17-12	16-10	18-11	18-9	—
2003	0-1	13-13	13-13	14-13	12-15	14-15	11-15	0-0
2004	—	13-10	17-13	11-16	15-12	19-8	15-13	2-1
2005	—	13-11	17-11	17-9	13-14	14-13	19-9	2-0
2006	—	12-13	11-17	12-14	19-7	16-13	19-8	0-1
2007	—	15-11	18-11	17-9	12-12	18-11	14-14	—
2008	0-1	18-10	15-13	16-10	19-6	15-13	17-9	—
2009	—	9-12	16-12	17-9	19-7	17-12	16-12	3-1
2010	—	12-12	14-15	18-9	9-17	11-16	14-12	2-1
TOTALS	0-3	536-502	681-702	701-671	690-658	678-729	632-693	49-45

NOTE: Bold denotes best record.

ANGELS VS. DIVISIONS

YEAR	VS. EAST			VS. CENTRAL			VS. WEST		
	HOME	ROAD	TOTAL	HOME	ROAD	TOTAL	HOME	ROAD	TOTAL
1969	22-17	13-26	35-43	—	—	—	21-21	15-27	36-48
1970	21-18	20-19	41-37	—	—	—	22-20	23-19	45-39
1971	22-17	15-24	37-41	—	—	—	13-29	26-16	39-45
1972	19-17	15-21	34-38	—	—	—	25-19	16-23	41-42
1973	18-18	16-20	34-38	—	—	—	25-20	20-25	45-45
1974	13-23	14-22	27-45	—	—	—	23-22	18-27	41-49
1975	17-19	18-17	35-36	—	—	—	18-27	19-26	37-53
1976	17-19	14-22	31-41	—	—	—	21-24	24-21	45-45
1977	17-19	17-19	34-38	—	—	—	22-23	18-27	40-50
1978	20-16	15-21	35-37	—	—	—	30-15	22-23	52-38
1979	25-17	16-26	41-43	—	—	—	24-15	23-16	47-31
1980	9-33	16-24	25-57	—	—	—	21-18	19-20	40-38
1981	19-13	13-14	32-27	—	—	—	7-15	12-17	19-32
1982	23-19	21-21	44-40	—	—	—	29-10	20-19	49-29
1983	20-22	19-24	39-46	—	—	—	15-24	17-22	32-46
1984	19-23	23-19	42-42	—	—	—	18-21	21-18	39-39
1985	28-14	17-25	45-39	—	—	—	21-16	24-17	45-33
1986	23-20	21-20	44-40	—	—	—	27-12	21-18	48-30
1987	20-22	16-26	36-48	—	—	—	18-21	21-18	39-39
1988	19-23	20-22	39-45	—	—	—	16-23	20-19	36-42
1989	30-12	20-22	50-34	—	—	—	22-17	19-20	41-37
1990	23-19	19-23	42-42	—	—	—	19-20	19-20	38-40
1991	22-19	21-21	44-40	—	—	—	17-24	20-19	37-41
1992	24-18	14-28	38-46	—	—	—	17-22	17-22	34-44
1993	24-18	12-30	36-48	—	—	—	20-19	15-24	35-43
1994	8-18	11-13	19-31	9-13	8-7	17-20	6-9	5-8	11-17
1995	13-15	15-14	28-29	13-11	18-7	31-18	13-7	6-13	19-20
1996	19-12	11-19	30-31	16-15	9-21	25-36	8-11	7-13	15-24
1997	16-12	9-18	25-30	17-11	13-14	30-25	12-5	13-5	25-11
1998	15-15	14-13	29-28	13-14	16-12	29-26	10-24	9-9	19-17
1999	11-15	9-21	20-36	13-15	11-13	24-28	11-7	9-9	20-16
2000	17-13	11-14	28-27	13-10	12-16	25-26	9-10	8-11	17-21
2001	10-9	14-8	24-17	15-9	9-12	24-21	9-20	8-21	17-41
2002	15-7	13-6	28-13	15-6	15-9	30-15	18-11	12-17	30-28
2003	7-14	8-16	15-30	17-6	9-9	26-15	15-14	10-19	25-33
2004	14-8	11-10	25-18	13-8	15-7	28-15	15-14	17-12	32-26
2005	16-8	10-14	26-22	15-10	30-12	45-22	18-11	14-11	32-22
2006	12-10	11-11	26-19	10-9	14-9	24-18	15-14	17-11	32-25
2007	14-5	12-13	26-18	14-10	8-11	22-21	18-11	14-14	32-25
2008	18-6	12-10	30-16	11-8	13-9	24-17	17-12	19-9	36-21
2009	15-6	11-11	26-17	14-8	13-9	27-17	14-15	16-12	30-27
2010	7-14	8-13	15-27	10-13	9-13	19-26	21-7	14-15	35-22
Totals	740-660	610-780	1350-1440	228-176	207-185	435-361	738-682	691-732	1419-1414

CLUB HISTORY





ANGELS IN INTERLEAGUE PLAY

NL WEST

ARIZONA DIAMONDBACKS

YEAR	HOME	ROAD	TOTALS
1998	0-0	2-1	2-1
1999	1-2	0-0	1-2
2000	0-0	1-2	1-2
2001	1-2	0-0	1-2
2006	0-0	2-1	2-1
2009	0-0	3-0	3-0
TOTALS	2-4	8-4	10-8

COLORADO ROCKIES

YEAR	HOME	ROAD	TOTALS
1997	0-2	1-1	1-3
1998	3-0	0-0	3-0
1999	0-0	2-1	2-1
2000	3-0	0-0	3-0
2001	0-0	3-0	3-0
2006	1-2	0-0	1-2
2009	2-1	0-0	2-1
2010	2-1	0-0	2-1
TOTALS	11-6	6-2	17-8

LOS ANGELES DODGERS

YEAR	HOME	ROAD	TOTALS
1997	0-2	0-2	0-4
1998	2-0	1-1	3-1
1999	1-2	1-2	2-4
2000	2-1	2-1	4-2
2001	2-1	2-1	4-2
2002	2-1	1-2	3-3
2003	3-0	1-2	4-2
2004	1-2	2-1	3-3
2005	3-0	2-1	5-1
2006	2-1	0-3	2-4
2007	3-0	2-1	5-1
2008	2-1	1-2	3-3
2009	1-2	2-1	3-3
2010	2-1	3-0	5-1
TOTALS	26-14	20-20	46-34

SAN DIEGO PADRES

YEAR	HOME	ROAD	TOTALS
1997	1-1	1-1	2-2
1998	0-0	1-2	1-2
1999	0-3	0-0	0-3
2000	0-0	2-1	2-1
2001	2-1	0-0	2-1
2006	1-2	0-0	1-2
2009	3-0	0-0	3-0
TOTALS	7-7	4-4	11-11

SAN FRANCISCO GIANTS

YEAR	HOME	ROAD	TOTALS
1997	0-2	1-1	1-3
1998	1-2	0-0	1-2
1999	0-0	1-2	1-2
2000	2-1	0-0	2-1
2001	0-0	0-3	0-3
2006	0-0	1-2	1-2
2009	0-0	3-0	3-0
TOTALS	3-5	6-8	9-13

NL CENTRAL

CHICAGO CUBS

YEAR	HOME	ROAD	TOTALS
2004	1-2	0-0	1-2
2010	0-0	2-1	2-1
TOTALS	1-2	2-1	3-3

CINCINNATI REDS

YEAR	HOME	ROAD	TOTALS
2002	2-1	0-0	2-1
2007	0-0	2-1	2-1
TOTALS	2-1	2-1	4-2

HOUSTON ASTROS

YEAR	HOME	ROAD	TOTALS
2004	0-0	1-2	1-2
2007	2-1	0-0	2-1
TOTALS	2-1	1-2	3-3

ST. LOUIS CARDINALS

YEAR	HOME	ROAD	TOTALS
2002	0-0	1-2	1-2
2007	0-0	2-1	2-1
2010	0-0	1-2	1-2
TOTALS	0-0	4-5	4-5

MILWAUKEE BREWERS

YEAR	HOME	ROAD	TOTALS
2002	0-0	3-0	3-0
2004	1-2	0-0	1-2
2010	1-2	0-0	1-2
TOTALS	1-2	3-0	4-2

NL EAST

ATLANTA BRAVES

YEAR	HOME	ROAD	TOTALS
2005	0-0	2-1	2-1
2008	1-2	0-0	1-2
TOTALS	1-2	2-1	3-3

FLORIDA MARLINS

YEAR	HOME	ROAD	TOTALS
2003	0-0	2-1	2-1
2005	2-1	0-0	2-1
TOTALS	2-1	2-1	4-2

NEW YORK METS

YEAR	HOME	ROAD	TOTALS
2003	1-2	0-0	1-2
2005	0-0	2-1	2-1
2008	1-2	0-0	1-2
TOTALS	2-4	2-1	4-5

PHILADELPHIA PHILLIES

YEAR	HOME	ROAD	TOTALS
2003	2-1	0-0	2-1
2008	0-0	3-0	3-0
TOTALS	2-1	3-0	5-1

PITTSBURGH PIRATES

YEAR	HOME	ROAD	TOTALS
2002	2-1	0-0	2-1
2004	0-0	1-2	1-2
2007	3-0	0-0	3-0
TOTALS	5-1	1-2	6-3

WASHINGTON NATIONALS

YEAR	HOME	ROAD	TOTALS
2003	0-0	2-1	2-1
2005	1-2	0-0	1-2
2008	0-0	2-1	2-1
TOTALS	1-2	4-2	5-4

BY DIVISION

DIVISION	HOME	ROAD	TOTAL
NL West	49-36	44-38	94-74
NL Central	11-7	14-13	25-21
NL East	8-10	13-5	21-15
TOTALS	64-51	64-51	128-102

BY YEAR

YEAR	HOME	ROAD	TOTAL
1997	1-7	3-5	4-12
1998	6-2	4-4	10-6
1999	2-7	4-5	6-12
2000	7-2	5-4	12-6
2001	5-4	5-4	10-8
2002	6-3	5-4	11-7
2003	6-3	5-4	11-7
2004	3-6	4-5	7-11
2005	6-3	6-3	12-6
2006	4-5	3-6	7-11
2007	8-1	6-3	14-4
2008	4-5	6-3	10-8
2009	6-3	8-1	14-4
2010	5-4	6-3	11-7
TOTALS	69-55	70-54	139-109



SERIES SWEEPS



3-GAME

BALTIMORE	TOT.	W/L	H/R	LAST TIME
	9	W	H	Sept. 4-6, 2006
	11	L	H	Aug. 27-29, 2010
	1	W	R	Sept. 6-8, 2002
	10	L	R	Aug. 3-5, 2010
BOSTON	TOT.	W/L	H/R	LAST TIME
	12	W	H	July 18-20, 2008
	11	L	H	July 26-28, 2010
	3	W	R	July 28-30, 2008
	15	L	R	April 13-16, 2007
CHICAGO (AL)	TOT.	W/L	H/R	LAST TIME
	8	W	H	May 10-12, 2002
	9	L	H	Sept. 24-26, 2010
	5	W	R	Sept. 9-11, 2005
	10	L	R	Aug. 18-20, 2003
CLEVELAND	TOT.	W/L	H/R	LAST TIME
	11	W	H	May 6-8, 2003
	9	L	H	Aug. 9-11, 1999
	4	W	R	Sept. 3-5, 2004
	3	L	R	Aug. 4-6, 2000
COLORADO	TOT.	W/L	H/R	LAST TIME
	2	W	H	July 7-9, 2000
	0	L	H	—
	1	W	R	July 6-8, 2001
	0	L	R	—
DETROIT	TOT.	W/L	H/R	LAST TIME
	9	W	H	July 27-29, 2007
	8	L	H	Aug. 16-18, 1993
	3	W	R	June 16-18, 1989
	12	L	R	April 30-May 2, 2010
KANSAS CITY	TOT.	W/L	H/R	LAST TIME
	11	W	H	Aug. 9-11, 2010
	8	L	H	June 25-27, 2007
	8	W	R	July 21-22, 2009
	6	L	R	Aug. 28-30, 2001
LOS ANGELES	TOT.	W/L	H/R	LAST TIME
	3	W	H	May 18-20, 2007
	0	L	H	—
	1	W	R	June 11-13, 2010
	1	L	R	May 19-21, 2006
MILWAUKEE	TOT.	W/L	H/R	LAST TIME
	9	W	H	May 16-18, 1997
	4	L	H	Sept. 19-21, 1988
	3	W	R	June 21-23, 2002
	5	L	R	May 9-11, 1997
MINNESOTA	TOT.	W/L	H/R	LAST TIME
	12	W	H	August 10-12, 2007
	6	L	H	Aug. 6-8, 1996
	10	W	R	July 31-Aug. 2, 2009
	8	L	R	April 17-19, 2009
NEW YORK (AL)	TOT.	W/L	H/R	LAST TIME
	9	W	H	July 10-12, 2009
	7	L	H	July 29-31, 2003
	6	W	R	May 25-27, 2007
	6	L	R	Aug. 29-31, 1995
OAKLAND	TOT.	W/L	H/R	LAST TIME
	10	W	H	Sept. 27-29, 2010
	6	L	H	July 3-5, 1998
	7	W	R	Oct. 2-4, 2009
	12	L	R	June 29-July 1, 2004
PHILADELPHIA	TOT.	W/L	H/R	LAST TIME
	0	W	H	—
	1	L	H	June 20-23, 2008
	0	W	R	—
	0	L	R	—
PITTSBURGH	TOT.	W/L	H/R	LAST TIME
	1	W	H	June 22-24, 2007
	0	L	H	—
	0	W	R	—
	0	L	R	June 12-14, 2001
SAN DIEGO	TOT.	W/L	H/R	LAST TIME
	1	W	H	June 12-14, 2009
	1	L	H	July 18-20, 1999
	0	W	R	—
	0	L	R	—
SAN FRANCISCO	TOT.	W/L	H/R	LAST TIME
	0	W	H	—
	0	L	H	—
	1	W	R	June 15-17, 2009
	1	L	R	June 12-14, 2001
SEATTLE	TOT.	W/L	H/R	LAST TIME
	7	W	H	Sept. 10-12, 2010
	5	L	H	June 9-11, 2006
	11	W	R	June 4-6, 2010
	1	L	R	Sept. 12-14, 2005
TAMPA BAY	TOT.	W/L	H/R	LAST TIME
	4	W	H	Aug. 10-12, 2009
	0	L	H	—
	3	W	R	July 14-16, 2006
	2	L	R	May 9-11, 2008
TEXAS	TOT.	W/L	H/R	LAST TIME
	15	W	H	April 2-4, 2007
	3	L	H	June 28-30, 1999
	8	W	R	Sept. 19-21, 2008
	8	L	R	May 15-17, 2009
TORONTO	TOT.	W/L	H/R	LAST TIME
	4	W	H	April 26-28, 2002
	2	L	H	May 31-June 2, 1993
	6	W	R	April 16-18, 2010
	10	L	R	July 26-28, 2005

4-GAME

TOT.	W/L	H/R	LAST TIME
0	W	H	—
0	L	H	—
0	W	R	—
2	L	R	July 17-20, 2003
TOT.	W/L	H/R	LAST TIME
0	W	H	—
1	L	H	June 12-15, 1980
1	L	R	May 18-20, 1962
2	L	R	May 3-6, 2010
TOT.	W/L	H/R	LAST TIME
1	W	H	Sept. 28-Oct. 1, 1970
1	L	H	Sept. 22-25, 1983
1	W	R	July 28-31, 1988
4	L	R	July 5-8, 2010
TOT.	W/L	H/R	LAST TIME
2	W	H	May 13-16, 1982
0	L	H	—
2	W	R	July 28-30, 1997
6	L	R	Aug. 30-Sept. 2, 1999
TOT.	W/L	H/R	LAST TIME
0	W	H	—
0	L	H	—
0	W	R	—
0	L	R	—
TOT.	W/L	H/R	LAST TIME
3	W	H	April 19-22, 1996
0	L	H	—
1	L	R	July 13-16, 1995
1	L	R	July 1-4, 1968
TOT.	W/L	H/R	LAST TIME
0	W	H	—
3	L	H	May 6-9, 1996
1	W	R	Aug. 6-9, 2004
0	L	R	—
TOT.	W/L	H/R	LAST TIME
0	W	H	—
0	L	H	—
0	W	R	—
0	L	R	—
TOT.	W/L	H/R	LAST TIME
0	W	H	—
0	L	H	—
1	L	R	July 27-30, 1995
0	L	R	—
TOT.	W/L	H/R	LAST TIME
0	W	H	—
0	L	H	Sept. 22-25, 1988
1	W	R	July 17-19, 1964
2	L	R	Sept. 27-30, 1993
TOT.	W/L	H/R	LAST TIME
0	W	H	—
2	L	H	July 21-24, 1994
0	W	R	—
5	L	R	July 22-25, 1993
TOT.	W/L	H/R	LAST TIME
4	W	H	June 19-22, 1997
1	L	H	Oct. 4-7, 2001
1	W	R	July 10-13, 1997
2	L	R	April 18-20, 1980
TOT.	W/L	H/R	LAST TIME
0	W	H	—
0	L	H	—
0	W	R	—
0	L	R	—
TOT.	W/L	H/R	LAST TIME
0	W	H	—
0	L	H	—
0	W	R	—
0	L	R	—
TOT.	W/L	H/R	LAST TIME
0	W	H	—
0	L	H	—
0	W	R	—
0	L	R	—
TOT.	W/L	H/R	LAST TIME
3	W	H	Sept. 11-14, 2008
2	L	H	July 7-10, 2005
1	W	R	Apr. 25-28, 1985
1	L	R	April 19-22, 2001
TOT.	W/L	H/R	LAST TIME
1	W	H	May 6-9, 2004
0	L	H	—
0	W	R	—
0	L	R	—
TOT.	W/L	H/R	LAST TIME
0	W	H	—
0	L	H	—
0	W	R	—
3	L	R	June 23-25, 1978
TOT.	W/L	H/R	LAST TIME
0	W	H	—
0	L	H	—
0	W	R	—
2	L	R	July 3-6, 1992





MARATHONS IN ANGELS HISTORY

(14 INNINGS-OR-MORE)

DATE	OPPONENT	H/A	INNINGS	SCORE	WINNER	LOSER
4/13/82 **	Seattle	H	20	4-3	Sanchez	Nelson
7/ 9/71	Oakland	A	20	0-1	Knowles	Queen
7/28/05	Toronto	A	18	1-2	Walker	Shields
6/ 8/04	Milwaukee	H	17	0-1	Kinney	Ortiz
9/21/89	Cleveland	A	17	4-5	Bailes	Monteleone
9/10/88	Texas	A	17	2-3	VandeBerg	Cook
5/31/66	Cleveland	H	17	5-7	Hargan	Chance
9/ 8/10 **	Cleveland	H	16	4-3	Palmer	Ambriz
7/ 6/90	Milwaukee	A	16	9-8	Minton	Edens
7/22/89	Detroit	H	16	5-4	Petry	Hudson
7/ 7/86	Milwaukee	A	16	3-1	Forster	Plesac
4/ 8/82	Oakland	A	16	8-6	Sanchez	Jones
7/24/78	Cleveland	A	16	5-4	Griffin	Kern
9/22/75	Chicago	H	16	3-0	Kirkwood	Gossage
7/ 8/72	Boston	H	16	4-3	Barber	Lee
8/ 1/71	Detroit	A	16	3-4	Niekro	Allen
5/11/70	Boston	H	16	2-1	LaRoche	Brett
4/24/64	Cleveland	H	16	2-5	McMahon	Fowler
8/ 3/63	Chicago	H	16	6-5	Foytack	Fisher
9/ 6/08	Chicago (NL)	R	15	6-7	Wasserman	Speier
6/13/04	Chicago	H	15	5-6	Leicester	Hensley
9/ 7/97	Detroit	A	15	5-4	Hasegawa	Dishman
9/27/96	Texas	A	15	4-3	Harris	Whiteside
9/ 2/92	Cleveland	H	15	3-2	Lewis	Lilliquist
9/13/86	Chicago	A	15	3-2	Lucas	Dawley
6/ 4/85	Baltimore	A	15	6-5	Cliburn	Dixon
4/30/85	Boston	H	15	3-2	Cliburn	Ojeda
6/12/83	Toronto	H	15	5-6	Clarke	C. Brown
8/ 7/80	Minnesota	H	15	4-2	Hassler	Williams
8/27/76	New York	H	15	0-5	Jackson	Monge
7/28/76	Kansas City	H	15	2-3	Gura	Kirkwood
8/19/75	Milwaukee	H	15	5-4	Scott	Austin
6/14/74	Boston	H	15	4-3	Raziano	Tiant
6/14/71	Boston	H	15	3-4	Lyle	Fisher
8/21/68	Baltimore	H	15	3-4	Brabender	Pattin
6/ 6/64	New York	H	15	0-2	Stafford	Smith
4/24/63	Detroit	A	15	3-4	Anderson	Grba
4/13/63	Chicago	H	15	1-0	Navarro	Peters
9/10/10 **	Seattle	H	14	4-3	Thompson	Sweeney
6/ 5/03	Montreal	R	14	7-8	Eischen	Callaway
4/27/03	Boston	H	14	4-6	Mendoza	Callaway
4/28/02	Toronto	H	14	8-5	Lukasiewicz	Borbon
6/13/97	San Diego	A	14	7-8	Bochtler	Hasegawa
5/ 8/96	Kansas City	H	14	1-3	Pichardo	Eichhorn
7/11/93	New York	H	14	3-2	Linton	Monteleone
5/24/93	Seattle	A	14	3-4	Henry	Crim
8/ 9/92	Chicago	H	14	8-12	Pall	Bailes
9/10/89	Boston	H	14	2-1	McClure	Lamp
6/21/89	Toronto	H	14	1-6	Minton	Henke
9/10/86	Cleveland	A	14	7-6	Finley	Yett
6/28/85	Kansas City	A	14	4-5	Quisenberry	Corbett
6/26/84	Texas	A	14	3-2	Kison	Jones
9/14/83	Kansas City	H	14	0-1	Armstrong	Steirer
8/24/83	Milwaukee	A	14	0-1	Slaton	Hassler
7/12/83	Detroit	A	14	4-5	Bailey	Witt
7/13/80	Oakland	H	14	5-4	Montague	Hamilton
8/10/79	Seattle	H	14	6-8	Stein	LaRoche
8/20/78	Baltimore	H	14	1-0	Griffin	Stanhouse
10/2/76	Oakland	A	14	8-9	Fingers	Verhoeven
9/13/76	Texas	A	14	6-2	Drago	Bacsik
5/30/76	Kansas City	H	14	2-3	Mingori	Drago
8/ 6/70	Minnesota	A	14	1-2	Williams	Doyle
6/11/69	Baltimore	A	14	7-5	Borbon	Richert
6/24/66	Baltimore	H	14	5-4	Sanford	Fisher
6/11/66	Kansas City	H	14	4-3	Sanford	Krausse
4/12/66	Chicago	A	14	2-3	Pizarro	Brunet
9/15/65	Chicago	H	14	2-1	Sukla	Fisher
9/ 6/63	Kansas City	H	14	4-3	Osinski	Bowsfield
9/ 9/62	Baltimore	A	14	3-4	Wilhelm	Navarro
7/23/62	Baltimore	H	14	6-5	Chance	Hall
6/25/61	Baltimore	H	14	8-9	Hall	Klin

** Played a club record 30 innings in consecutive games (two occurrences)



ANGELS IN EXTRA INNINGS



Overall Record: 360-343 Home Record: 195-186 Road Record: 165-157

YEAR	HOME	ROAD	TOTAL	YEAR	HOME	ROAD	TOTAL
1961	2-5	3-4	5-9	1986	4-1	3-4	7-5
1962	6-5	4-4	10-9	1987	7-5	2-8	9-13
1963	5-3	6-4	11-7	1988	3-6	7-2	10-8
1964	2-4	8-1	10-5	1989	4-3	4-2	8-5
1965	5-3	2-4	7-7	1990	6-2	4-3	10-5
1966	6-6	3-2	9-8	1991	2-7	0-2	2-9
1967	3-2	2-5	5-7	1992	4-3	4-5	8-8
1968	5-4	4-0	9-4	1993	4-3	0-5	4-8
1969	4-5	3-1	7-6	1994	2-6	2-1	4-7
1970	6-4	3-3	9-7	1995	2-4	4-1	6-5
1971	2-4	7-6	9-10	1996	4-2	4-5	8-7
1972	8-2	1-1	9-3	1997	4-3	1-5	5-8
1973	4-7	7-4	11-11	1998	2-3	4-3	6-6
1974	2-3	1-3	3-6	1999	3-4	1-4	4-8
1975	4-7	3-3	7-10	2000	2-2	7-5	9-7
1976	6-7	7-5	13-12	2001	4-5	3-3	7-8
1977	3-3	5-3	8-6	2002	7-3	3-2	10-5
1978	5-3	5-2	10-5	2003	1-2	1-2	2-4
1979	2-3	2-1	4-4	2004	2-4	2-2	4-6
1980	4-6	2-4	6-10	2005	6-4	3-6	9-10
1981	3-0	1-4	4-4	2006	4-4	4-3	8-7
1982	6-2	2-3	8-5	2007	6-2	1-1	7-3
1983	3-9	5-5	8-14	2008	2-3	1-2	3-5
1984	4-5	6-5	10-10	2009	3-2	4-2	7-4
1985	7-1	4-2	11-3	2010	6-4	3-3	9-7

ANGELS LONGEST WINNING STREAKS

#G	Year	Opponents	Dates		
11	1964	(Wash. 5, Cle. 3, K.C. 3)	June 16	—	June 26
10	1979	(Min. 5, Oak. 5)	April 11	—	April 21
10	1997	(Sea. 2, Oak. 4, Tex. 2, Det. 2)	July 5	—	July 17
10	2002	(T.B. 1, Bal. 3, T.B. 3, Bal. 3)	Aug. 29	—	Sept. 8
9	1998	(Min. 1, K.C. 2, Sea. 2, Col. 3, Ari. 1)	May 31	—	June 9
9	2004	(Min. 2, Det. 3, T.B. 4)	May 1	—	May 9
9	2004	(T.B. 2, N.Y. 3, K.C. 3, Min. 1)	Aug. 18	—	Aug. 27
8	1987	(K.C. 1, Tex. 3, Chi. 3, Cle. 1)	June 21	—	June 29
8	1995	(Cle. 2, Mil. 4, Sea. 2)	July 25	—	Aug. 2
8	2002	(Sea. 1, Tor. 3, Cle. 3, Tor. 1)	April 24	—	May 3
8	2002	(Det. 2, Chi. 3, Det. 2, Chi. 1)	May 8	—	May 17
8	2005	(Tex. 3, L.A. 3, Tex. 2)	June 20	—	June 28
8	2005	(Det. 3, Tex. 3, T.B. 2)	Sept. 16	—	Sept. 24
8	2006	(Oak. 3, TB. 3, Cle. 2)	July 7	—	July 18
8	2009	(Oak. 2, KC 3, Min. 3)	July 18	—	July 25
7	1961	(Chi. 1, K.C. 3, Min. 2, Det. 1)	July 2	—	July 7
7	1966	(Chi. 2, Min. 3, K.C. 2)	June 13	—	June 18
7	1967	(Chi. 2, Min. 4, Bos. 1)	July 17	—	July 25
7	1971	(Chi. 2, K.C. 2, Min. 3)	April 12	—	April 18
7	1982	(Sea. 4, Min. 3)	April 13	—	April 19
7	1983	(Cle. 4, N.Y. 3)	May 22	—	May 29
7	1986	(Bal. 1, N.Y. 2, Det. 4)	Aug. 24	—	Aug. 31
7	1988	(Tor. 1, Cle. 4, Det. 2)	July 6	—	July 15
7	1988	(Oak. 1, Chi. 4, Sea. 2)	July 27	—	Aug. 2
7	1989	(Tor. 1, Det. 4, Oak. 2)	July 18	—	July 25
7	1990	(Cle. 2, Tor. 2, Mil. 3)	May 21	—	May 27
7	1995	(Min. 1, Chi. 3, N.Y. 3)	May 18	—	May 25
7	1996	(Tor. 2, Det. 4, Mil. 1)	April 17	—	April 24
7	1996	(Cle. 1, K.C. 3, Tor. 3)	June 9	—	June 15
7	1997	(Chi. 2, Bal. 2, Mil. 3)	June 12	—	June 18
7	2008	(Tor. 2, Sea. 3, Oak. 2)	May 31	—	June 7

ANGELS LONGEST LOSING STREAKS

#G	Year	Opponents	Dates		
13	1988-89	(Mil. 5, Min. 7, Tex. 1)	Sept. 19	—	April 4
11	1974	(Tex. 1, Oak. 4, Cle. 3, Bal. 3)	June 30	—	July 10
11	1992	(Sea. 1, Min. 3, Tor. 4, Cle. 2, Det. 1)	June 28	—	July 9
11	1999	(L.A. 2, S.D. 3, Tex. 2, Bal. 3, T.B. 1)	July 16	—	July 26
10	1963	(Det. 1, Bal. 3, Wash. 4, N.Y. 2)	June 30	—	July 12
10	1969	(N.Y. 4, Bos. 3, Det. 3)	May 16	—	May 25
10	1993	(Cle. 2, Bos. 3, N.Y. 4, Oak. 1)	July 17	—	July 26
9	1961	(N.Y. 3, Chi. 5, K.C. 1)	June 11	—	June 16
9	1987	(N.Y. 4, Bal. 2, Tor. 3)	May 22	—	May 31
9	1995	(Bal. 3, N.Y. 3, Bos. 3)	Aug. 25	—	Sept. 3
9	1995	(Chi. 1, K.C. 3, Oak. 3, Tex. 2)	Sept. 13	—	Sept. 23
9	1999	(Tor. 2, Bos. 3, Cle. 4)	Aug. 24	—	Sept. 2
8	1961	(Chi. 2, Det. 5, Wash. 1)	April 15	—	April 27
8	1982	(Tex. 2, K.C. 3, Bal. 2, Cle. 1)	June 30	—	July 7
8	1994	(N.Y. 4, Oak. 2, Tex. 2)	July 21	—	July 29





1-0 WINS & LOSSES

GAMES: 211

RECORD: 112-99

HOME/ROAD: 117/94

HOME RECORD: 78-39

ROAD RECORD: 34-60

MOST WINS: Chance (11); Finley (10); Ryan (7); Tanana, Newman (5); May, Washburn (4)

MOST LOSSES: Brunet (6); Wright, Tanana (5); Newman, May, McGlothlin, Ryan, Finley (4)

MOST DECISIONS: Finley (14, 10-4); Chance (13, 11-2); Ryan (11, 7-4); Tanana (10, 5-5); Newman (9, 5-4); Brunet (9, 3-6)

EXTRA INNING GAMES: 27

RECORD: 16-11

ROAD RECORD: 4-5

HOME RECORD: 12-6

LONGEST GAME: 20 inn. (7/9/71) at. Oak. (1-0 loss)

TEAM BREAKDOWN

					RECORD				
TEAM	H/R	W-L	HOME	ROAD					
Arizona Diamondbacks	0/0	0-0	0-0	0-0					
Baltimore Orioles	12/9	11-10	8-4	3-6					
Boston Red Sox	7/3	9-1	6-1	3-0					
Chicago White Sox	22/10	15-17	12-10	3-7					
Cleveland Indians	9/4	6-7	6-3	0-4					
Colorado Rockies	0/0	0-0	0-0	0-0					
Detroit Tigers	11/5	11-5	8-2	3-3					
Kansas City Royals	7/5	7-5	4-3	3-2					
Los Angeles Dodgers	0/3	2-1	0-0	2-1					
Milwaukee Brewers	8/6	7-7	6-2	1-5					
Minnesota Twins	7/7	9-5	6-1	3-4					
New York Yankees	7/8	9-6	5-2	4-4					
Oakland Athletics	7/10	8-9	5-2	3-7					
Kansas City Athletics	3/2	2-3	2-1	0-2					
San Diego Padres	0/0	0-0	0-0	0-0					
San Francisco Giants	0/1	0-1	0-0	0-1					
Seattle Pilots	0/1	0-1	0-0	0-1					
Seattle Mariners	2/5	3-4	2-0	1-4					
Tampa Bay Devil Rays	1/1	1-1	1-0	0-1					
Texas Rangers	9/9	7-11	4-5	3-6					
Washington Senators	3/3	3-3	2-1	1-2					
Toronto Blue Jays	2/3	3-2	1-1	2-1					

DATE	OPP	H/R	W/L	WINNER	LOSER	DATE	OPP	H/R	W/L	WINNER	LOSER
7/9/61	DET (1)	R	L	Lary	Grba	7/4/65	CHI	H	L	John	Brunet
4/12/62	CHI	R	W	McBRIDE	HORLEN	7/10/65	CLE	H	W	Newman	McDOWELL
5/20/62	BOS	R	W	Belinsky	Schwall	8/31/65	NY	H	W	CHANCE	Stafford
6/6/62	CHI	H	W	McBRIDE	HERBERT	9/3/65	KC (2)	H	L	Krausse	Newman
7/17/62	DET	H	W	McBRIDE	Aguirre	5/5/66	KC	H	W	Newman	Sheldon
8/10/62	MIN	H (11)	W	CHANCE	KAAT	6/3/66	DET	H	L	Aguirre	M. LOPEZ
4/13/63	CHI	H (15)	W	Navarro	Peters	6/8/66	CHI	H	W	BRUNET	Lamabe
6/4/63	CHI	H	W	OSINSKI	Peters	6/19/66	KC (1)	R	L	KRAUSSE	WRIGHT
6/21/63	WAS	H	W	Chance	Rudolph	6/25/66	BAL	H	L	Bunker	BRUNET
7/17/63	CLE (2)	H	W	Foytack	Kralick	7/6/66	DET	R (10)	W	Brunet	Sherry
7/31/63	CLE (1)	R	L	LATMAN	Newman	7/20/66	BOS (2)	R (10)	W	Rojas	Wyatt
8/9/63	NY	H	L	BOUTON	D. Lee	8/12/66	CHI	R	L	JOHN	CHANCE
6/2/64	BOS	H	W	CHANCE	Lamabe	8/23/66	NY	R	W	CHANCE	Peterson
6/26/64	KC (1)	H	W	Belinsky	Drabowsky	5/12/67	CHI	R	L	Horlen	Sanford
7/11/64	CHI	H	W	CHANCE	Talbot	5/13/67	CHI	R (10)	L	O'TOOLE	Rojas
7/15/64	DET (2)	H	W	CHANCE	Regan	6/1/67	WAS	R	L	PASCUAL	Clark
7/17/64	MIN	R	W	Newman	Stigman	7/13/67	CHI	R	L	Peters	Brunet
7/24/64	KC	R	L	O'DONOGHUE	D. Lee	8/8/67	NY	H	L	Monbouquette	Brunet
8/5/64	BAL	H	W	Chance	Bunker	8/11/67	BOS	H	W	McGLOTHLIN	Stange
8/18/64	DET (1)	R	W	CHANCE	Aguirre	9/2/67	CLE	H (12)	W	Rojas	Allen
8/18/64	DET (2)	R	L	LOLICH	Newman	4/10/68	NY	R	L	STOTTLEMYRE	Brunet
8/22/64	CLE (1)	R	L	SIEBERT	Chance	6/28/68	WAS (2)	R (11)	W	Pattin	Knowles
9/5/64	BAL	H	W	Brunet	Barber	7/27/68	CHI	H	L	Priddy	Brunet
9/22/64	CHI	H	W	NEWMAN	Howard	8/6/68	WAS (2)	R	L	COLEMAN	McGlothlin
9/25/64	MIN	H	W	CHANCE	KAAT	8/10/68	BAL	R	L	BRABENDER	MURPHY
4/25/65	NY (2)	R	L	STOTTLEMYRE	May	8/19/68	BAL	H	L	HARDIN	McGLOTHLIN
5/3/65	BOS	H	W	CHANCE	Stephenson	9/28/68	CHI	H	W	Pattin	Fisher
5/21/65	CHI	H	W	Newman	JOHN	4/29/69	SEA	R	L	PATTIN	McGLOTHLIN
6/19/65	CLE	R	L	TERRY	Newman	5/14/69	WAS	H	W	McGlothlin	Hannan



1-0 WINS & LOSSES



DATE	OPP	H/R	W/L	WINNER	LOSER	DATE	OPP	H/R	W/L	WINNER	LOSER
5/18/69	NY (2)	R	L	Hamilton	Wilhelm	4/18/87	MIN	H	W	Candelaria	VIOLA
6/22/69	CHI	H	L	WYNNE	McGlothlin	6/12/87	KC	R	L	SABERHAGEN	WITT
7/2/69	KC	R	L	BUTLER	MURPHY	9/29/87	CHI	R	L	Bannister	WITT
9/4/69	CHI	H	W	May	John	5/4/88	DET	H	L	MORRIS	PETRY
4/30/70	NY	R	L	BAHNSEN	May	6/4/88	MIL	R	L	HIGUERA	PETRY
9/3/70	KC	H	W	BRADLEY	ROOKER	6/7/88	TEX	R	W	Finley	HOUGH
5/20/71	MIN	H	W	WRIGHT	Corbin	6/10/88	KC	H	W	PETRY	Leibrandt
7/2/71	OAK	H	W	CLARK	ODOM	4/26/89	DET	H	W	Finley	MORRIS
7/9/71	OAK	R (20)	L	Knowles	Queen	4/30/89	TOR	H (11)	W	McClure	Henke
8/5/71	CHI	H	L	WOOD	WRIGHT	6/7/89	CLE	H	L	SWINDELL	FINLEY
8/27/71	BOS	H	W	Messersmith	SIEBERT	7/18/89	TOR	R	W	BLYLEVEN	KEY
9/8/71	OAK	R	L	HUNTER	MAY	8/20/89	CLE	H	W	McCASKILL	BLACK
9/13/71	MIN	H	L	KAAT	MURPHY	4/11/90	SEA	H	W	Langston	Hanson
9/29/71	MIN	R	L	BLYLEVEN	WRIGHT	6/4/90	TEX	R	L	Brown	McCaskill
4/15/72	TEX	H	W	MESSERSMITH	Bosman	6/22/90	DET	H	W	Bailes	Gibson
6/15/72	CLE	H	L	COLBERT	Wright	8/17/90	BOS	R	W	FINLEY	BODDICKER
7/5/72	MIL	H	W	RYAN	STEPHENSON	9/2/90	CHI	H	W	Finley	FERNANDEZ
7/16/72	MIL (1)	R	W	MAY	COLBORN	8/24/91	BOS	H	W	McCaskill	Morton
7/22/72	NY (1)	R	W	Barber	Lyle	8/28/91	DET	H	W	J. Abbott	GULLICKSON
7/31/72	KC	H	L	NELSON	Ryan	9/7/91	MIL	H	W	Finley	NAVARRO
8/9/72	CHI	H	L	WOOD	Ryan	9/8/91	MIL	H	W	J. Abbott	Plesac
8/27/72	CLE	H (12)	W	RYAN	Hennigan	9/13/91	CHI	H	L	McDOWELL	J. ABBOTT
9/3/72	BAL	H (10)	W	MESSERSMITH	WATT	4/29/92	TOR	R	L	STOTTELMYRE	J. ABBOTT
9/15/72	CHI	H (11)	W	MAY	BRADLEY	8/11/92	MIL	H	W	Grahe	Navarro
9/22/72	MIN	R	L	BLYLEVEN	MESSERSMITH	9/26/92	CHI	R	W	Finley	Fernandez
4/25/73	BAL	H	W	SINGER	McNALLY	8/24/93	BAL	R	L	Moyer	FINLEY
5/4/73	BAL	R	W	MAY	McNALLY	9/22/93	CHI	H	L	Alvarez	FINLEY
6/9/73	MIL	H	L	Colborn	MAY	6/14/94	KC	R	W	FINLEY	Gubicza
6/21/73	MIN	R	L	BLYLEVEN	WRIGHT	6/29/94	OAK	R	L	Eckersley	FINLEY
8/26/73	BOS	H	W	SINGER	TIANT	7/2/94	BAL	R	W	LANGSTON	McDONALD
7/6/74	CLE	H	L	Bosman	FIGUEROA	7/8/95	MIL	H	W	LANGSTON	BONES
8/19/74	DET	H	W	TANANA	Holdsworth	5/28/96	NY	H	W	GRIMSLEY	ROGERS
8/20/74	DET	H (11)	L	LOLICH	RYAN	6/30/96	OAK	H	W	Hancock	WASDJIN
9/5/74	CHI	H	L	Johnson	FIGUEROA	7/22/96	DET	H	W	Finley	OLIVARES
9/8/74	CHI	H	L	Kaat	HASSLER	6/23/97	TEX	R	W	Watson	Oliver
4/26/75	OAK	H	W	Tanana	HOLTZMAN	5/12/99	NY	R	W	Finley	Cone
5/4/75	TEX	R	L	Hands	HASSLER	7/23/99	BAL	R	L	Guzman	McDowell
5/16/75	BAL	R	L	PALMER	TANANA	9/15/99	KC	R	W	Finley	Carter
5/31/75	BAL	H	L	CUELLAR	SINGER	10/3/99	TEX	H	W	Washburn	Morgan
6/1/75	BAL	H	W	RYAN	Grimsley	4/23/00	TB	R	L	Eiland	Dickson
6/22/75	TEX	H	W	FIGUEROA	JENKINS	5/6/00	SEA	R	L	Sasaki	Holtz
6/23/75	TEX	H (13)	L	Umbarger	Kirkwood	9/6/00	DET	R	W	Schoeneweis	Sparks
7/23/75	BAL	R	W	TANANA	PALMER	9/17/00	MIN	R	L	RADKE	BELCHER
8/10/75	NY	H	W	Scott	MAY	6/8/01	LAD	R	W	Valdez	Carrara
9/19/75	MIN	H	W	Pactwa	BLYLEVEN	6/13/01	SF	R	L	Ortiz	Schoeneweis
4/26/76	MIL	R	L	Colborn	TANANA	7/2/01	OAK	R (12)	L	Tam	Hasegawa
5/12/76	TEX	H	L	SINGER	Kirkwood	7/29/01	BAL	H	L	Mercedes	Valdez
5/26/76	CHI	H (11)	L	Brett	KIRKWOOD	4/23/02	SEA	R	L	Franklin	ORTIZ
6/15/76	MIL	H	W	RYAN	COLBORN	7/3/02	BAL	H	W	Washburn	ERICKSON
8/5/76	TEX	R	L	BLYLEVEN	ROSS	7/11/02	KC	R	W	Washburn	MAY
9/20/76	TEX	H	W	RYAN	BLYLEVEN	7/28/02	SEA	R	W	Appier	Sasaki
10/3/76	OAK	R	W	RYAN	TORREZ	8/11/02	TOR	R	W	Washburn	Halladay
5/30/77	CLE	R	L	ECKERSLEY	TANANA	9/17/02	OAK	R (10)	W	Weber	Koch
6/10/77	CLE	H	W	TANANA	GARLAND	7/4/03	OAK	R	W	Sele	MULDER
6/24/77	TEX	H (10)	L	Devine	TANANA	5/1/04	MIN	R	W	Rodriguez	Rincon
7/31/77	BOS	H	L	AASE	LaRoche	5/7/04	TB	H	W	LACKEY	Hendrickson
4/7/78	OAK	H	W	TANANA	Langford	5/18/04	NY	H (11)	W	Shields	Quattrill
4/13/78	MIL	H (11)	W	LaRoche	T. Johnson	6/8/04	MIL	H (17)	L	Kinney	Ortiz
6/7/78	OAK (2)	R	L	Keough	Griffin	9/8/04	TOR	H	L	Miller	Escobar
8/1/78	OAK	H	L	LANGFORD	RYAN	9/15/04	SEA	R	L	FRANKLIN	Lackey
8/7/78	OAK	R	L	RENKO	AASE	9/19/04	TEX	H	L	Young	Washburn
8/20/78	BAL	H (14)	W	Griffin	Stanhouse	4/16/05	OAK	R (10)	L	Calero	Shields
9/11/78	TEX	R	L	JENKINS	HARTZELL	4/24/05	OAK	H	W	Shields	BLANTON
5/2/79	NY	H	W	RYAN	GUDRY	6/15/05	WAS	H	L	Drese	COLON
5/23/79	MIL	R	L	TRAVERS	AASE	5/1/06	OAK	H	L	Zito	Carrasco
7/2/80	CHI	R	L	BAUMGARTEN	TANANA	9/4/06	BAL	H	W	Weaver	Lopez
9/22/81	CHI	H	W	Moreno	BAUMGARTEN	6/27/07	KC	H	L	de la Rosa	Weaver
10/3/81	TEX	R	L	BUTCHER	MORENO	4/2/08	MIN	R	W	Saunders	Blackburn
5/19/83	SEA	R	L	YOUNG	FORSCH	5/26/08	DET	H (12)	W	Arredondo	Dolsi
8/24/83	MIL	R (14)	L	Slaton	Hassler	6/28/08	LAD	R	L	Billingsley	Weaver
9/14/83	KC	H (14)	L	Armstrong	Steirer	6/29/08	LAD	R	W	Lackey	Lowe
6/29/84	MIL	R	L	Haas	ROMANICK	8/1/08	NY	R	W	Santana	Rivera
7/25/84	SEA	H (10)	W	Sanchez	BEATTIE	5/9/09	KC	H	W	SAUNDERS	GREINKE
8/18/84	BAL	R	L	BODDICKER	Whitt	7/8/10	CWS	R	L	DANKS	SANTANA
9/30/84	TEX	R	W	WITT	HOUGH	7/23/10	TEX	R	L	Wilson	Saunders
6/9/85	KC	H	W	Romanick	JACKSON	8/29/10	BAL	R	L	Guthrie	Weaver
9/27/86	TEX	H	L	HOUGH	Sutton						

CAPS indicate Complete Games





ANGELS STEALING HOME

- 1963 — Albie Pearson vs. Detroit (July 20, at Dodger Stadium)
- 1964 — Ed Kirkpatrick at Kansas City (May 5)
- 1965 — Jose Cardenal vs. Kansas City (May 9, at Dodger Stadium)
- Jose Cardenal at Boston (June 1)
- Jose Cardenal at Boston (July 25)
- 1966 — Jim Fregosi vs. Washington (Sept. 3)
- Paul Schaal vs. Washington (Sept. 3)
- 1967 — Jose Cardenal vs. Minnesota (July 23)
- 1972 — Mickey Rivers at Oakland (May 22)
- 1974 — Dave Chalk vs. Kansas City (May 12)
- Lee Stanton vs. Minnesota (July 28, 2nd game)
- Bruce Bochte at Chicago (Sept. 15)
- John Doherty at Minnesota (Sept. 20)
- Morris Nettles at Kansas City (Sept. 25)
- Denny Doyle vs. Oakland (Oct. 1)

- 1976 — Dave Collins vs. Detroit (Aug. 30)
- 1977 — Bobby Bonds at Toronto (Aug. 15)
- 1979 — Bob Clark at Toronto (Aug. 24)
- 1981 — Rod Carew at Seattle (April 12)
- 1985 — Gary Pettis at Seattle (April 28)
- Gary Pettis vs. Texas (June 11)
- 1989 — Devon White vs. Boston (Sept. 9)★
- 1992 — Luis Polonia at Seattle (June 26)
- Luis Polonia at New York (Aug. 21)
- 1994 — Chris Turner at Boston (July 5)
- 1995 — Rex Hudler vs. Detroit (July 21)
- 1997 — Tony Phillips at Seattle (June 28)
- 2006 — Orlando Cabrera vs. Dodgers (July 2)
- 2009 — Gary Matthews Jr. at Arizona (June 28)
- ★ Stole for cycle

ANGELS HOME RAINOUTS

Dodger Stadium:

- 1— April 14, 1963, vs. Chicago (Easter Sunday)
- 2— September 17, 1963, vs. Baltimore (Tuesday Night)
- 3— April 12, 1965, vs. Cleveland (Monday –Opening Night)
- 4— September 18, 1965, vs. Baltimore (Saturday –Day)
- 5— September 19, 1965, vs. Baltimore (Sunday)

Anaheim Stadium:

- 6— April 4, 1967, vs. Chicago Cubs (Pre-Season –Tuesday Night)
- 7— April 8, 1975, vs. Kansas City (Tuesday Night)
- 8— September 5, 1978, vs. Texas (Tuesday Night)
- 9— April 19, 1981, vs. Minnesota (Easter Sunday)
- 10— April 19, 1983, vs. Oakland (Tuesday Night)
- 11— April 20, 1983, vs. Oakland (Wednesday Night)
- 12— April 28, 1983, vs. Detroit (Thursday Night)
- 13— September 24, 1986, vs. Cleveland (Wednesday Night)
- 14— April 14, 1988, vs. Chicago (Thursday Day)
- 15— June 16, 1995, vs. Chicago (Friday Night)



Devon White

The Angels have had electrical delays/failures on three occasions at Angel Stadium:

- April 21, 1977 – Game cancelled due to blackout. Rescheduled as part of doubleheader on September 8, 1977.
- June 13, 1986 – Game delayed 38 minutes due to electrical outage delay.
- June 24, 2010 – Game delayed 18 minutes due to electrical delay.

ANGELS AT THE ALL-STAR BREAK

YEAR	W-L	POS	GB
1961	35-51	T8th	-20 1/2
1962	45-37	3rd	- 2 1/2
1963	41-46	7th	-12
1964	37-44	7th	-13 1/2
1965	41-44	6th	-13 1/2
1966	46-39	4th	-11
1967	45-40	4th	- 4 1/2
1968	39-43	6th	-15 1/2
1969	36-58	6th	- 22
1970	51-35	2nd	- 5
1971	42-50	4th	-16 1/2
1972★	40-52	5th	-16 1/2
1973	48-48	T4th	- 7
1974	39-59	6th	-17
1975	40-51	6th	-17
1976	35-52	6th	-18 1/2
1977	42-46	5th	-11
1978	46-40	1st	+ 1
1979	55-38	1st	+ 2
1980	29-48	7th	-16 1/2
1981★	31-29	4th	- 6
1982	49-37	1st	+ 1
1983	42-36	2nd	- 2
1984	44-42	3rd	- 1
1985	52-35	1st	+ 6

YEAR	W-L	POS	GB
1986	48-39	1st	+ 1 1/2
1987	46-43	4th	- 3
1988	41-46	T4th	-12 1/2
1989	52-33	1st	+ 1 1/2
1990	41-43	4th	-11
1991	44-37	3rd	- 2
1992	35-52	7th	-18
1993	43-43	T4th	-2
1994★	38-51	3rd	-5
1995★	39-30	T1st	—
1996	43-45	T3rd	-8 1/2
1997	44-42	2nd	-4 1/2
1998	49-37	1st	+1 1/2
1999	41-45	4th	-6 1/2
2000	47-41	3rd	-5
2001	42-45	3rd	-21
2002	51-35	2nd	-3
2003	49-43	3rd	-8 1/2
2004	47-40	3rd	-2 1/2
2005	52-36	1st	+5
2006	43-45	3rd	-2
2007	53-35	1st	+2 1/2
2008	57-38	1st	+6
2009	49-37	1st	+1.5
2010	47-44	2	-4 1/2

★ Players Strikes from April 5 - 14, 1972, June 12 - July 31, 1981, Aug. 12, 1994 through remainder of season and April 2 - 24, 1995.



PITCHING/FIELDING

NO-HITTER by ANGELS – Jered Weaver & Jose Arredondo, June 28, 2008 at Los Angeles (unofficial – 8 inn., 1-0 loss), Mark Langston & Mike Witt, April 11, 1990 vs. Seattle (1-0 score)

NO-HITTER vs. ANGELS – Eric Milton, September 11, 1999 at Minnesota (7-0 score)

ONE-HITTER by ANGELS – Matt Palmer (5 IP), Darren Oliver (1 IP), J. Arredondo (1 IP), K. Jepsen (1 IP) and Rafael Rodriguez (1 IP), Sept. 30, 2009 vs. Texas (5-0)

ONE-HITTER vs. ANGELS – James Shields (9 IP), May 9, 2008 at Tampa Bay (0-2 score)

10-OR-MORE STRIKEOUT GAME by ANGELS STARTER – Dan Haren (10), September 17, 2010 at TB – 6th time in 2010 (4 of 6 by Weaver)

10-OR-MORE STRIKEOUT GAME by OPPONENT STARTER – Colby Lewis, September 21st vs. Texas (10) – 4th time in 2010

CONSECUTIVE 10-OR-MORE STRIKEOUT GAMES – Jered Weaver, June 25, 2010 vs. Colorado (11 K's) and June 19, 2010 at Cubs (11 K's).

SHUTOUT by ANGELS – Ervin Santana (9 IP); September 21, 2010 vs. Texas (2-0 score) – 9th team SHO in 2010

SHUTOUT vs. ANGELS – Gio Gonzalez (6 IP), Michael Wuerzt (1 IP), Henry Rodriguez (1 IP), Brad Ziegler (1 IP); 8-0 score, September 3, 2010 at Oakland – 9th time shutout in 2010

CONSECUTIVE SHUTOUTS by ANGELS – John Lackey (8 IP) and Francisco Rodriguez (1 IP), September 28, 2006 vs. Oakland (2-0 score) & Ervin Santana (7 IP), Brendan Donnelly (1 IP) and JC Romero (1 IP), September 29, 2006 vs. Oakland (6-0 score)

CONSECUTIVE SHUTOUTS vs. ANGELS – August 28-29, 2010 vs. Baltimore (0-5 & 0-1) – Kevin Millwood (8 IP), Jim Johnson (1 IP) on August 28 and Mark Guthrie (8.1 IP), Mike Gonzalez (.1 IP), Koji Uehara (.1 IP); 0-1 score, August 29, 2010 vs. Baltimore

CONSECUTIVE SHUTOUTS, INDIVIDUAL, by ANGELS – John Lackey, July 7, 2006 at Oakland (3-0 score) & July 14, 2006 vs. Tampa Bay (3-0 score)

CONSECUTIVE COMPLETE GAMES by ANGELS – Kelvim Escobar, July 30, 2007 at Seattle (2-0 loss); John Lackey, July 31, 2007 at Seattle (8-0 win)

CONSECUTIVE COMPLETE GAMES vs. ANGELS – Mike Mussina, September 10, 2000 vs. Baltimore (3-1 Angels' win); Sidney Ponson, Sept. 11, 2000 vs. Baltimore (3-1 Angels' loss)

CONSECUTIVE COMPLETE GAME VICTORIES by ANGELS – Chuck Finley, April 22, 1993 vs. Cleveland (8-0 score) & Mark Langston, April 23, 1993 vs. Boston (4-1 score)

CONSECUTIVE COMPLETE GAME DEFEATS vs. ANGELS – Albie Lopez, June 14, 2000 at Tampa Bay (3-2 loss) & Steve Trachsel, June 15, 2000 at Tampa Bay (2-1 loss)

1-0 GAME, VICTORY – July 19, 2009 at Oakland (Lackey, 9 IP & Fuentes, 1 IP) – 2nd time in 2009

1-0 GAME, DEFEAT – Mark Guthrie (8.1 IP), Mike Gonzalez (.1 IP), Koji Uehara (.1 IP); August 29, 2010 vs. Baltimore – 3rd time in 2010

LAST ANGELS POSITION PLAYER TO PITCH – Chili Davis, June 17, 1993 vs. Texas (2 IP, 1 HB)

TRIPLE PLAY by ANGELS – July 5, 1997 vs. Seattle

TRIPLE PLAY vs. ANGELS – July 7, 2004 at Chicago (AL)

BATTING

INSIDE-THE-PARK HOME RUN by ANGELS – Gary Matthews, Jr., June 17, 2007 at Los Angeles (8th inning off Brett Tomko)

INSIDE-THE PARK HOME RUN vs. ANGELS – Scott Podsednik, Sept. 12, 2009 vs. Chicago White Sox (3rd inning off Ervin Santana)

PINCH HIT HOME RUN by ANGELS – Kendry Morales, Sept. 21, 2009 vs. NYY (7th inning, solo off Brian Bruney)

PINCH-HIT HOME RUN vs. ANGELS – Hideki Matsui, Sept. 21, 2009 vs. NYY (8th inning, solo off Joe Saunders)

GRAND SLAM by ANGELS – Mike Napoli – August 25, 2010 vs. Tampa Bay (3rd inning off Jeff Niemann – 5th for Angels in 2010)

GRAND SLAM vs. ANGELS – Lou Marson – September 7, 2010 vs. Cleveland (6th inning off Francisco Rodriguez – 8th off Angels in 2010)

WALK-OFF HR by ANGELS – Bobby Abreu, September 10, 2010 vs. Seattle (14th inning off Brian Sweeney – 4th for Angels in 2010)

WALK-OFF HR vs. ANGELS – Johnny Damon, May 1, 2010 at Detroit (9th inning, solo HR off Scot Shields – 1st off Angels in 2010)

PINCH-HIT GRAND SLAM by ANGELS – Shane Halter, May 8, 2004 vs. Tampa Bay (7th inning off Trevor Miller)

PINCH-HIT GRAND SLAM vs. ANGELS – Ben Broussard, April 21, 2007 vs. Seattle (8th inning off Scot Shields)

TWO-HOME RUN GAME by ANGELS – Juan Rivera, Oct. 1, 2010 (6th player in 2010)

TWO-HOME RUN GAME vs. ANGELS – Shelley Duncan, September 14, 2010 at Cleveland (6th player in 2010)

MULTIPLE ANGELS w/TWO-HR-OR-MORE IN ONE GAME – Vladimir Guerrero (2) & Kendry Morales (2), Aug. 10, 2009 vs. Tampa Bay

THREE-HOME RUN GAME by ANGELS – Torii Hunter, June 13, 2009, vs. San Diego (previous: Garret Anderson, June 4, 2003 at Montreal in Puerto Rico)

THREE-HOME RUN GAME vs. ANGELS – Andruw Jones, July 8, 2009 vs. Texas (previous: Brad Wilkerson, July 3, 2007 at Texas)

BACK-TO-BACK HOME RUNS by ANGELS – Peter Bourjos & Bobby Abreu, August 21 at Minnesota (2nd inning – 3rd time in 2010).

BACK-TO-BACK HOME RUNS vs. ANGELS – Brad Penny & Felipe Lopez, May 21, 2010 at St. Louis (3rd inning – 2nd time in 2010).

BACK-TO-BACK-TO-BACK HOME RUNS by ANGELS – Juan Rivera, Kendry Morales & Mike Napoli, July 27, 2009 vs. Cleveland (2nd inning)

BACK-TO-BACK-TO-BACK HOME RUNS vs. ANGELS – Evan Longoria, Willy Aybar and Dioner Navarro, June 9, 2008 vs. Tampa Bay (2nd inning)

THREE HOME RUNS, ONE INNING, by ANGELS – Peter Bourjos, Bobby Abreu & Hideki Matsui, August 30, 2010 at Seattle (6th inning – 2nd time in 2010)

THREE HOME RUNS, ONE INNING, vs. ANGELS – Taylor Teagarden, Omar Vizquel & Michael Young, Aug. 7, 2009 vs. Texas (5th inning)

FIVE-HIT GAME by ANGELS – Howie Kendrick, August 25, 2010 vs. Tampa Bay (5-for-6)

FIVE-HIT GAME vs. ANGELS – David Murphy, September 20, 2010 vs. Texas (5-for-5)

FIVE-RBI GAME or more by ANGELS – Mike Napoli, August 25, 2010 (6 RBI) 4th time in 2010

FIVE-RBI GAME or more vs. ANGELS – Rajai Davis, July 10, 2010 (5 RBI) – 4th time in 2010

THREE STEALS, INDIVIDUAL, by ANGELS – Chone Figgins, July 25, 2009 vs. Minnesota

THREE STEALS, INDIVIDUAL, vs. ANGELS – Tony Womack, July 30, 2005 at New York Yankees

FOUR STEALS, INDIVIDUAL, by ANGELS – Elvis Andrus, June 30, 2009 at Texas

BATTING FOR THE CYCLE by ANGELS – Chone Figgins, Sept. 16, 2006 at Texas (5th Angel player/6th time club history)

BATTING FOR THE CYCLE vs. ANGELS – Felix Pie, Aug. 14, 2009 at Baltimore (2nd player in 2009)

STRAIGHT STEAL OF HOME by ANGELS – Gary Matthews Jr., June 28, 2009 at Arizona

STRAIGHT STEAL OF HOME vs. ANGELS – B.J. Upton, Sept. 17, 2007 vs. Tampa Bay

TWO HITS SAME INNING, INDIVIDUAL, by ANGELS – Mike Napoli, Aug. 4, 2010 at Bal. (7th inn.) – 1st time in 2010

WALK-OFF HIT, by ANGELS – Torii Hunter, September 29, 2010 vs. Oakland (11th inning off Brad Ziegler – 10th walk-off win in 2010)





ANGEL STADIUM

The club renamed its ballpark **Angel Stadium** prior to the 2004 season, following a decision by Edison International to exercise its option to exit its 1998 naming rights agreement.

Renovations to Anaheim Stadium began Oct. 1, 1996, reverting the 30-year old structure back to a baseball-only facility and renamed Edison International Field. The total cost for the stadium renovation was estimated at \$100 million and the project was completed in time for the Angels Opening Day, April 1, 1998.

Anaheim Stadium had been the home of the Angels since their move from Los Angeles following the 1965 season. The stadium opened April 9, 1966, as the California Angels hosted the San Francisco Giants in an exhibition game. The franchise's first American League game was April 19, 1966 vs. the Chicago White Sox. The Los Angeles Angels played at Wrigley Field in 1961 and Chavez Ravine from 1962-65.

The original Anaheim Stadium seated 43,204 (later 43,250). The stadium underwent construction in 1979-80 for additional seating to accommodate the Los Angeles Rams of the NFL. Upon completion in 1981, the stadium seated 65,158 (later 64,593) for baseball. The Rams left Anaheim for St. Louis, MO in 1995. Angel Stadium of Anaheim has a seating capacity of 45,389 for Angels regular season games.

FACTS AND FIGURES

Location Site: 2000 Gene Autry Way, Anaheim, CA (off State College Blvd., between Orangewood Blvd. & Katella Ave., west of 57 freeway)
Design: Three-level structure
Seating Capacity: 45,389
Parking Capacity: Approximately 15,000 automobiles
Construction: Started Aug. 31, 1964. Completed April 8, 1966
Renovations: Started Oct. 1, 1996. Completed March 27, 1998
First Event: Anaheim Angels/Los Angeles Dodgers exhibition baseball game, March 27, 1998.

Stadium Area: 140 acres
Foul Lines: 330 feet
Left Field: 365 feet
Left Field Power Alley: 387 feet
Center Field: 400 feet
Right Field Power Alley: 370 feet*
Right Field: 365 feet*
Outfield Fence Height: Left field to right-center: 8 feet
 Right-center to right field: 18 feet
 *Right Field and Right Field Power Alley fence raised from 8' to 18' in 1998.

ANGELS' SUPER SYSTEM BY DAKTRONICS, INC.

Prior to the 2004 season, Angel Stadium received a new \$6.5 million integrated video, scoring and advertising display system throughout the ballpark. The system, by Daktronics, Inc., provides entertaining video images on two large outfield displays with additional stats and information presented on six other full-color light emitting diode (LED) displays. The new displays are: **Main Scoreboard – Right Field...**The right field scoreboard is upgraded with three new electronic displays and new rotating and static advertising panels. The large ProStar® display in the center measures approximately 42 feet high by 67 feet wide (528 pixels by 880 pixels). Two auxiliary LED displays are located on each side of the large video display and measure approximately 12 feet high by 50 feet wide (144 pixels by 656 pixels)...**Auxiliary Video Display – Left Field...**A new structure in left field includes a second large ProStar® video display. Dubbed "Angel Vision", the display has rotating and static advertising panels with a large illuminated Angels logo...**Outfield Wall Display – Right Field...**A large full-color LED display incorporated into the right field fence used for presenting out-of-town game scores, stats and other information...**Fascia Displays – First Base Line, Third Base Line and Home Plate...**Three fascia-mounted ProAd® displays provide additional information for fans, including statistical information, exciting and colorful graphics and animation and advertising messages.



Other unique features of Angel Stadium include terraced bullpens in the outfield, widened concourses, new restroom and concession areas, a spacious and modernized press box and broadcast booths, family-oriented seating sections, state-of-the-art club-level and dugout-level suites, the Pepsi Perfect Game Pavilion (a youth-oriented interactive game area) and landscaped courtyards (with statues in remembrance of Gene Autry and Michelle Carew).

In addition, Angel Stadium includes three full-service restaurants: The Knothole Club (a sports bar located at the club level down the right field line); The Diamond Club (an upscale restaurant with outdoor seating on the field level behind home plate); and the Home Plate Club (an indoor restaurant on the club level overlooking the main entrance to the ballpark).

The following organizations were involved in implementing the transition of Anaheim Stadium into Angel Stadium: **Walt Disney Imagineering**, which served as the manager of the design and construction; **HOK Sports Facilities Group** and **Robert A.M. Stern Architects**, which were responsible for the architectural planning, design and renovation; and **Turner Construction**, which directed and provided construction services.

STADIUM POLICIES

In order to provide a safe and enjoyable atmosphere for our guests, the following will be enforced at all Angels baseball games:

Inside Angel Stadium:

- Guests are prohibited from bringing any alcoholic beverages into the ballpark.
- Guests are prohibited from carrying cans, bottles, thermoses, ice chests, glass containers, or any other container or object that is deemed to be unsafe, hazardous, or posing a threat of injury to guests, participants, officials, or individuals employed at the ballpark.
- Guests are prohibited from bringing bulk quantities of food into the ballpark, as determined by Angel staff in its sole discretion.
- Guests are prohibited from selling food or beverages of any kind.
- Guests are prohibited from preparing food or beverages of any kind where such preparation necessitates the use of an object or practice deemed to be unsafe, hazardous, or posing a threat of injury to guests, participants, officials, or individuals employed at the ballpark.

Outside Angel Stadium:

- Guests are prohibited from selling food or beverages of any kind.
- Guests are prohibited from preparing food or beverages of any kind where such preparation necessitates the use of an object or practice deemed to be unsafe, hazardous, or posing a threat of injury to guests, participants, officials, or individuals employed at the ballpark.
- Tailgating is only permitted within the designated areas (as depicted by orange lines).
- On-site catering is prohibited.
- Only approved gas/propane barbeques units with fuel valve turn-off may be used. AMC 11.04.095
- No vehicle may occupy more than one parking space. AMC 14.32.140
- Consumption of alcohol is strictly prohibited.

ANAHEIM STADIUM - A LOOK BACK



Anaheim Stadium was home to the Angels for 32 years, beginning with an April 9, 1966, exhibition contest vs. the San Francisco Giants and concluding with the final game of the 1997 season, a 4-0 loss to the Texas Rangers, Sept. 28.

After an Aug. 31, 1964 groundbreaking ceremony, Anaheim Stadium was completed in 1966 at a cost of \$24 million. The facility's centerpiece was a giant A-frame scoreboard standing 230 feet high and was the source of the stadium's nickname, "The Big A."

With a seating capacity of 43,250, Anaheim Stadium was built with "Convenience, Comfort and Courtesy" in mind. Narrow foul territory areas and quickly-rising decks gave fans an up-close view of the action. Gradually-inclined ramps, escalators, wide aisles and helpful ushers as well as three surrounding freeways, 26 entrance lanes and 28 exit lanes added to the Big A's accessibility.

Anaheim Stadium underwent construction to enclose the stadium in 1979 for additional seating to accommodate the football Rams. Seating capacity was increased to 64,593 for baseball and more than 70,000 for football. A total of 108 executive style boxes were added to surround the rear of the Club Level. In addition to the Stadium Club, there were two other private dining areas designed for groups — the Stadium Pavilion and the Football Press Box.

At that time, the Big A board was preserved and moved to the edge of the parking lot adjacent to the Orange Freeway behind the right field area.

When the Rams left for St. Louis, Anaheim Stadium's primary tenant remained the Angels, who originally signed a 35-year contract (through 2001). Renovations began Oct. 1, 1996, to revert the 30-year old structure back to a baseball only facility. Total cost for the renovation was estimated at \$100 million.

- April 10, 1964 —** Anaheim City Council accepts letter of intent in special joint session of Council of Orange County Board of Supervisors, but Supervisors decline to join Anaheim in financing and constructing stadium. City Council unanimously votes to "Go it Alone." Contractor Del Webb pledges to complete stadium before April, 1966 and proceeds with plans, at his own risk, pending final decision of Council. Council authorizes City Manager and City Attorney to draw up lease agreement with Angels and contract for construction of stadium.
- Aug. 8, 1964 —** Anaheim and Angels sign 35-year lease for stadium.
- Aug. 25, 1964 —** Purchase of 150 acres completed. By resolution, City Council officially names stadium "Anaheim Stadium."
- Aug. 26, 1964 —** Anaheim and Del Webb Construction sign contract for construction of stadium to seat about 50,000 at maximum cost of \$16 million.
- Aug. 31, 1964 —** Groundbreaking for construction of stadium. Angels owner Gene Autry, Del Webb and Anaheim Mayor Odra Chandler shoveled soil in a clearing surrounded by orange groves and corn fields.
- Aug. 26, 1965 —** Structural steel construction of stadium completed.
- Sept. 2, 1965 —** Decision made to open with 43,204 seating capacity.
- Oct. 1, 1965 —** Stadium grass planted.
- Oct. 15, 1965 —** Last concrete poured.
- Nov. 15, 1965 —** Installation of seats begins.
- Nov. 23, 1965 —** Compaction and grading of parking lot begins.
- Dec. 8, 1965 —** Model of scoreboard is unveiled; Standard Oil Company to finance \$1 million, 230-foot, A-frame scoreboard structure in left field.
- Dec. 29, 1965 —** Placement of light towers; work on scoreboard begins.
- April 9, 1966 —** Anaheim Stadium opens in Angels' exhibition vs. San Francisco Giants.

ATTENDANCE



In 2010, the Angels finished with a home attendance of 3,250,814, the second highest mark in the AL and fifth highest in the major leagues...The Angels road attendance was 2,450,870...Home attendance marked the eighth consecutive season over three million fans, 13th straight season above the two million mark, 27th time in club history, while road attendance figures marked the 18th time over two million fans...Angels season-high attendance at home was 44,052, July 28 vs. the Red Sox...The club enjoyed 7 sellouts at Angel Stadium in 2010.

The Angels established their single-game home attendance figure when 64,406 witnessed Game 1 of the 1982 ALCS against Milwaukee, Oct. 5 at Anaheim Stadium. During the ensuing 1983 campaign, the top two regular season crowds in club history were set when 63,132 watched the Angels host Kansas City, July 4, and 63,073 viewed the April 23 game against Baltimore.

	HOME	AWAY	TOTAL		HOME	AWAY	TOTAL
1961	603,510	712,510	1,316,020	1985	2,567,427	1,793,715	4,361,142
(Wrigley Field)				1986	2,655,892	1,685,439	4,341,331
1962	1,144,063	861,699	2,005,762	1987	2,696,299	1,877,624	4,573,923
(Chavez Ravine)				1988	2,340,925	1,894,314	4,235,239
1963	821,015	657,245	1,478,260	1989	2,647,291	1,970,796	4,618,087
1964	760,439	719,631	1,480,070	1990	2,555,688	2,042,315	4,598,003
1965	566,727	756,000	1,322,727	1991	2,416,236	2,336,106	4,752,342
1966	1,400,321	884,181	2,284,502	1992	2,065,444	2,117,538	4,182,982
(Anaheim Stadium)				1993	2,057,460	2,286,553	4,344,013
1967	1,317,713	971,836	2,289,549	1994	1,512,622	1,577,606	3,090,228
1968	1,025,956	912,803	1,938,759	1995	1,748,680	1,871,338	3,620,018
1969	758,388	805,415	1,563,803	1996	1,820,333	2,105,769	3,926,102
1970	1,077,741	976,786	2,054,527	1997	1,767,324	1,820,521	3,587,845
1971	926,373	851,525	1,777,898	1998	2,519,063	2,234,389	4,753,452
1972	744,190	814,630	1,558,820	(Edison International Field)			
1973	1,058,206	964,831	2,023,037	1999	2,253,123	2,203,406	4,464,004
1974	917,269	860,552	1,777,821	2000	2,066,977	2,272,015	4,338,992
1975	1,058,163	975,645	2,033,808	2001	2,000,917	2,499,385	4,500,304
1976	1,006,774	1,094,333	2,101,107	2002	2,305,557	2,143,937	4,449,494
1977	1,432,633	1,345,027	2,777,660	2003	3,061,094	2,177,087	5,238,181
1978	1,755,366	1,366,915	3,122,281	2004	3,375,677	2,391,458	5,767,135
1979	2,523,575	1,728,537	4,252,112	(Angel Stadium of Anaheim)			
1980	2,297,327	1,399,754	3,697,081	2005	3,404,686	2,462,630	5,867,078
1981	1,441,545	831,550	2,273,095	2006	3,406,790	2,242,532	5,649,322
1982	2,807,360	1,897,660	4,705,020	2007	3,365,632	2,527,958	5,893,590
1983	2,555,016	1,882,234	4,437,250	2008	3,336,747	2,399,332	5,736,079
1984	2,402,997	1,723,251	4,126,248	2009	3,240,374	2,124,179	5,364,553
				2010	3,250,814	2,450,870	5,701,684
				TOTALS	95,476,106	78,975,404	174,451,510

TOP 10 REGULAR SEASON SELLOUT CROWDS AT ANGEL STADIUM (SINCE RENOVATION)

DATE	ATTENDANCE	OPP. / SCORE	DATE	ATTENDANCE	OPP. / SCORE
5/19/07★	44,380	Los Angeles/6-2 win	7/18/08	44,260	Boston/11-3 win
5/18/07	44,342	Los Angeles/6-2 win	8/25/06	44,253	New York/6-5 win
8/22/07	44,326	New York/2-8 loss	6/30/06	44,233	Dodgers/ 1-6 loss
5/20/07	44,301	Los Angeles/4-1 win	8/27/06	44,225	New York/8-11 loss
8/21/07	44,264	New York/18-9 win	7/2/06	44,223	Dodgers/4-0 win

★ Largest crowd at Angel Stadium of Anaheim during regular season

ANGEL STADIUM GROUND RULES

- Ball striking any forward-facing green padded dugout or photographer well railing is considered a live ball.
- Ball going in, through or over any dugout photographer well is considered dead.
 1. Pitched ball is one (1) base.
 2. Thrown ball is two (2) bases.
- Ball striking guy-wires that support the backstop is considered dead.
 1. Batted ball is dead.
 2. Pitched ball is one (1) base.
 3. Thrown ball is two (2) bases.
- Foul poles and attached screen (yellow) are in fair territory. Ball striking either the pole or attached screen is a home run.
- Batted ball in fair territory getting stuck under the tarp, or field wall pads, is considered dead.
 1. Dead ball, two (2) bases.





ATTENDANCE

OPPONENT RECORDS, GAME AT ANGEL STADIUM

CLUB	ATTENDANCE	DATE	CLUB	ATTENDANCE	DATE
Arizona	37,916	June 12, 1999	Milwaukee	41,423	August 13, 2004
Atlanta	43,919	June 13, 2008	Minnesota	44,064	August 11, 2007
Baltimore	44,027	August 5, 2008	New York (AL)	44,326	August 22, 2007
Boston	44,260	July 18, 2008	New York (NL)	43,721	June 15, 2003
Chicago (AL)	44,135	April 30, 2006	Oakland	44,252	July 25, 2007
Chicago (NL)	43,812	June 13, 2004	Philadelphia	34,037	June 10, 2003
Cincinnati	35,501	June 9, 2002	Pittsburgh	44,010	June 23, 2007
Cleveland	44,020	July 18, 2006	San Diego	44,159	June 18, 2006
Colorado	43,781	June 26, 2006	San Francisco	33,272	July 2, 1998
Detroit	44,042	July 27, 2007	Seattle	44,234	September 23, 2007
Florida	43,883	June 18, 2005	Tampa Bay	44,125	July 15, 2006
Houston	42,232	June 18, 2007	Texas	44,100	July 13, 2007
Kansas City	43,929	May 28, 2005	Toronto	44,021	July 4, 2008
Los Angeles	44,380	May 19, 2007			

ALL-TIME REGULAR SEASON ATTENDANCE

Season:	Total	5,893,590 (2007)
	Anaheim Stadium	2,807,360 (1982)
	Angel Stadium	3,406,790 (2006)
	Road	2,527,958 (2007)
Single Game:	Wrigley Field	19,930 (Aug. 22, 1961, New York-N)
	Dodger Stadium	53,591 (July 13, 1962, New York-N)
	Anaheim Stadium	63,132 (July 4, 1983, Kansas City-D)
	Angel Stadium	44,380 (May 19, 2007, Los Angeles-N)
	Road	60,108 (June 3, 1973, New York-D)
Night Game:	Wrigley Field	19,930 (Aug. 22, 1961, New York)
	Dodger Stadium	53,591 (July 13, 1962, New York)
	Anaheim Stadium	63,073 (April 23, 1983, Baltimore)
	Angel Stadium	44,380 (May 19, 2007, Los Angeles)
	Road	57,762 (April 6, 1977, Seattle)
Day Game:	Wrigley Field	19,722 (May 7, 1961, New York)
	Dodger Stadium	44,912 (June 3, 1962, New York)
	Anaheim Stadium	63,132 (July 4, 1983, Kansas City)
	Angel Stadium	44,301 (May 20, 2007, New York-AL)
	Road	60,108 (June 3, 1973, New York)
Doubleheader:	Wrigley Field	16,297 (April 30, 1961, Kansas City)
	Dodger Stadium	18,902 (May 19, 1965, Minnesota)
	Anaheim Stadium	43,461 (Aug. 5, 1988, Chicago)
	Angel Stadium	43,044 (Sept. 6, 2003, Kansas City)
	Road	58,556 (June 9, 1968, New York)
Season Opener:	Wrigley Field	11,931 (April 27, 1961, Minnesota-D)
	Dodger Stadium	21,864 (April 9, 1963, Boston-N)
	Anaheim Stadium	51,145 (April 26, 1995, Detroit-N)
	Angel Stadium	44,221 (April 7, 2006, New York-N)
	Road	57,762 (April 6, 1977, Seattle-N)
Three-Game Series:	Wrigley Field	59,522 (Aug. 22-24, 1961, New York)
	Dodger Stadium	146,623 (June 1-3, 1962, New York)
	Anaheim Stadium	175,058 (Aug. 11-13, 1989, Oakland)
	Angel Stadium	133,023 (May 18-20, 2007, Los Angeles)
	Road	168,000 (June 15-17, 2007, Los Angeles)
Four-Game Series:	Wrigley Field	15,247 (Aug. 28-30, 1961, Baltimore)
	Dodger Stadium	36,792 (Aug. 30-Sept. 2, 1965, New York)
	Anaheim Stadium	173,347 (July 1-4, 1983, Kansas City)
	Angel Stadium	176,219 (July 21-24, 2005, New York-AL)
	Road	215,776 (July 31-Aug. 3, 2008, New York-AL)

POST-SEASON ATTENDANCE AT ANGEL STADIUM

2002 ALDS	45,072	(Oct. 19, 2002-N)	2005 ALCS	44,725	(Oct. 14, 2005-N)
	45,067	(Oct. 5, 2002-D)		44,857	(Oct. 15, 2005-N)
2002 ALCS	44,234	(Oct. 11, 2002-N)		44,712	(Oct. 16, 2005-N)
	44,830	(Oct. 12, 2002-N)	2007 ALDS	45,262	(Oct. 7, 2007-N)
	44,835	(Oct. 13, 2002-D)	2008 ALDS	44,997	(Oct. 1, 2008-N)
2002 World Series	44,603	(Oct. 19, 2002-N)		45,354	(Oct. 3, 2008-N)★
	44,584	(Oct. 20, 2002-N)	2009 ALDS	45,070	(Oct. 8, 2009-N)
	44,506	(Oct. 26, 2002-N)		45,223	(Oct. 9, 2009-N)
	44,598	(Oct. 27, 2002-N)	2009 ALCS	44,911	(Oct. 19, 2009-D)
2004 ALDS	44,608	(Oct. 5, 2004-D)		45,160	(Oct. 20, 2009-N)
	45,118	(Oct. 6, 2004-N)		45,113	(Oct. 22, 2009-N)
2005 ALDS	45,142	(Oct. 4, 2005-N)			
	45,150	(Oct. 5, 2005-N)			
	45,133	(Oct. 10, 2005-N)			

★Largest crowd in Angel Stadium history since renovation.



38TH ANNUAL ALL-STAR GAME

JULY 11, 1967 ★ ANAHEIM STADIUM

NATIONAL LEAGUE 2, AMERICAN LEAGUE 1 (15 INNINGS)



Major League Baseball's Midsummer Classic made its first appearance at what was then known as Anaheim Stadium on July 11, 1967, with 20 eventual Hall of Famers participating in a game for the ages.

Cincinnati's Tony Perez clubbed a solo home run in the top of the 15th inning to give the National League a 2-1 win, capping what remains one of the longest All-Star Games in history (the 2008 All-Star Game at Yankee Stadium also lasted 15 innings). Perez's home run earned him MVP honors in what was the 38th Annual All-Star Game.

Dean Chance of Minnesota and Juan Marichal of San Francisco started a contest that was dominated by pitching. National and American League hurlers combined to set an All-Star Game record for combined strikeouts (30) that would not be broken until 2008.

For the first time in All-Star Game history, the long ball accounted for all the scoring, with Philadelphia's Dick Allen giving the National League an early 1-0 by sending an offering from Chance over the left field boards in the second inning. The American League answered when Baltimore's Brooks Robinson took the Cubs' Ferguson Jenkins deep to even up the score at 1-1 in the bottom of the sixth inning.

A crowd of 46,309 watched as all 12 pitchers that entered the game recorded at least one strikeout. The game remained deadlocked at 1-1 until the 15th inning, when Perez deposited a pitch from Oakland's Jim "Catfish" Hunter over the left field wall to give the NL a 2-1 lead. Rookie Tom Seaver of the Mets came in and closed the door on the American League in the bottom of the 15th inning. The Dodgers' Don Drysdale earned the win, while Hunter was saddled with the loss.

The Angels were represented by shortstop Jim Fregosi, who went 1-for-4, and first baseman Don Mincher, who was 1-for-1.

ALL-STAR ROSTERS

NATIONAL LEAGUE


Mike Cuellar
Don Drysdale
Bob Gibson
Ferguson Jenkins
Denny Lemaster
Juan Marichal
Claude Osteen
Tom Seaver
Chris Short
Tom Haller
Tim McCarver
Joe Torre
Ernie Banks
Orlando Cepeda
Tommy Helms
Bill Mazerowski
Dick Allen
Tony Pérez
Gene Alley
Hank Aaron
Lou Brock
Roberto Clemente
Willie Mays
Pete Rose
Rusty Staub
Jimmy Wynn

AMERICAN LEAGUE

Dean Chance
Al Downing
Steve Hargan
Joe Horlen
Catfish Hunter
Jim Lonborg
Jim McGlothlin
Gary Peters
Paul Casanova
Andy Etchebarren
Bill Freehan
Harmon Killebrew
Mickey Mantle
Don Mincher
Rod Carew
Max Alvis
Brooks Robinson
Jim Fregosi
Dick McAuliffe
Rico Petrocelli
Tommie Agee
Ken Berry
Tony Conigliaro
Al Kaline
Tony Oliva
Frank Robinson
Carl Yastrzemski



The American League All-Stars pose for a pre-game photo.



Tony Perez is greeted by Tim McCarver after his home run in the 15th inning.



The All-Stars line up on the field before the National Anthem.

60TH ANNUAL ALL-STAR GAME

JULY 11, 1989 ★ ANAHEIM STADIUM

AMERICAN LEAGUE 5, NATIONAL LEAGUE 3



The Midsummer Classic returned to Anaheim Stadium on July 1, 1989, and Bo Jackson stole the show. The Royals outfielder led the American League to a 5-3 win and earned MVP honors in the game's 60th renewal.

A sellout crowd of 64,036 had barely settled into their seats when Jackson led off the bottom of the first inning with a tape measure home run off 40-year-old National League starter Rick Reuschel. When the ball finally came down, it landed on the batter's eye in centerfield, an estimated 448 feet from home plate. The next batter, Boston's Wade Boggs, stepped to the plate and promptly homered off Reuschel, giving the American League an early 2-0 lead.

42-year-old Nolan Ryan of Texas returned to Anaheim Stadium, where he spent eight years with the Angels, to start for the American League and went on to earn the win. Bobby Bonilla and Kevin Mitchell of the National League and the American League's Ruben Sierra all had two hits.

But the evening belonged to Jackson. He had two hits, stole a base, scored the winning run and made a running catch of Pedro Guerrero's looper with two men in scoring position in the first inning to snuff out a National League threat. Jackson became the second man — following Willie Mays — to hit a home run and steal a base in the same game.

Chuck Finley represented the Angels in the contest but did not play. Current Angel manager Mike Scioscia appeared as a catcher for the National League, going hitless in one at-bat.

Legendary Angel coach Jimmie Reese threw out the ceremonial first pitch.

ALL-STAR ROSTERS

NATIONAL LEAGUE

Bobby Bonilla
Tim Burke
Will Clark
Vince Coleman
Eric Davis
Glenn Davis
Mark Davis
Andre Dawson
John Franco
Pedro Guerrero
Tony Gwynn
Von Hayes
Orel Hershisser
Jay Howell
Howard Johnson
Barry Larkin
Kevin Mitchell
Tony Pena
Willie Randolph
Ryne Sandberg
Benito Santiago
Mike Schmidt
Mike Scioscia
Mike Scott
Ozzie Smith
John Smoltz
Darryl Strawberry
Rick Sutcliffe
Tim Wallach
Mitch Williams

AMERICAN LEAGUE

Harold Baines
Wade Boggs
Jose Canseco
Tony Fernandez
Chuck Finley
Julio Franco
Gary Gaetti
Mike Greenwell
Kelly Gruber
Mark Gubicza
Mike Henneman
Bo Jackson
Doug Jones
Jeffrey Leonard
Don Mattingly
Mark McGwire
Mike Moore
Dan Plesac
Kirby Puckett
Cal Ripken
Jeff Russell
Nolan Ryan
Steve Sax
Ruben Sierra
Terry Steinbach
Dave Stewart
Greg Swindell
Mickey Tettleton
Devon White



Bo Jackson accepts his MVP trophy to the 60th All-Star game.



The A.L. All-Stars congratulate each other after a 5-3 triumph.



Hall of Famer Nolan Ryan delivers a pitch during the 2nd inning. Ryan worked two scoreless frames with three strikeouts.

81ST ANNUAL ALL-STAR GAME

JULY 13, 2010 ★ ANGEL STADIUM
NATIONAL LEAGUE 3, AMERICAN LEAGUE 1



The Angels were hosts to the 81st edition of the Mid-Summer Classic on July 13, 2010. It marked the third time the All-Star Game was played at Angel Stadium and the 11th time the contest was featured in California.

The 2010 game featured the National League ending its 13-game unbeaten streak with a 3-1 triumph in front of 45,408 fans. The N.L. won its first All-Star Game since 1996 at Philadelphia.

Atlanta catcher Brian McCann was selected as the Ted Williams All-Star Game MVP as his three-run double in the 7th inning propelled the N.L. to victory. McCann became the fifth catcher (sixth time) to win the award, joining Gary Carter (1981, 1984), Terry Steinbach (1988), Mike Piazza (1996) and Sandy Alomar, Jr. (1997).

There were a total of 58 players used in the contest, 30 by the A.L. and 28 by the N.L. There was a total of 33 first time All-Stars on the rosters. The Halos were represented by Mike Scioscia, Torii Hunter and Jered Weaver.


Boston's David Ortiz outlasted Florida's Hanley Ramirez to win the State Farm Home Run Derby while Angel prospect Hank Conger took home MVP honors in the XM Futures Game.



The All-Stars lineup during the National Anthem and fly-over for the 81st Mid Summer Classic.



Angel All-Stars Torii Hunter and Jered Weaver pose during the State Farm Home Run Derby.



Braves' catcher Brian McCann shows off his Ted Williams All-Star Game MVP Award.

ALL-STAR ROSTERS

NATIONAL LEAGUE

Bell, Heath
Bourn, Michael
Braun, Ryan
Broxton, Jonathan
Byrd, Marlon
Capps, Matt
Carpenter, Chris
Eithier, Andre
Furcal, Rafael
Gallardo, Yovani
Gonzalez, Adrian
Halladay, Roy
Hart, Corey
Heyward, Jason
Holliday, Matt
Howard, Ryan
Hudson, Tim
Infante, Omar
Jimenez, Ubaldo
Johnson, Josh
Kuo, Hong-Chih
Lincecum, Tim
McCann, Brian
Meek, Evan
Molina, Yadier
Phillips, Brandon
Prado, Martin
Pujols, Albert
Ramirez, Hanley
Reyes, Jose
Rhodes, Arthur
Rolen, Scott
Tulowitzki, Tory
Utley, Chase
Votto, Joey
Wagner, Billy
Wainwright, Adam
Wilson, Brian
Wright, David
Young, Chris

AMERICAN LEAGUE

Andrus, Elvis
Bailey, Andrew
Bautista, Jose
Beltre, Adrian
Buchholz, Clay
Buck, John
Cabrera, Miguel
Cahill, Trevor
Cano, Robinson
Carmona, Fausto
Crawford, Carl
Feliz, Neftali
Guerrero, Vladimir
Hamilton, Josh
Hughes, Phil
Hunter, Torii
Jeter, Derek
Kinsler, Ian
Konerko, Paul
Lee, Cliff
Lester, Jon
Longoria, Evan
Martinez, Victor
Mauer, Joe
Morneau, Justin
Ortiz, David
Pedroia, Dustin
Pettitte, Andy
Price, David
Rivera, Mariano
Rodriguez, Alex
Sabathia, CC
Soria, Joakim
Soriano, Rafael
Suzuki, Ichiro
Swisher, Nick
Thornton, Matt
Valverde, Jose
Verlander, Justin
Weaver, Jered
Wells, David
Wigginton, Ty

ANGELS NOTABLE TRADES

DATE	CLUB	ACQUIRED	TRADED	DATE	CLUB	ACQUIRED	TRADED
4/1/61	Chicago (NL)	Lou Johnson, of	Jim McAnany, of	1/26/72	Milwaukee	Andy Kosco, of/inf	Tommy Reynolds, of
4/5/61	New York (AL)	Fritz Brickell, inf	Duke Maas, p	5/5/72	Kansas City	Bob Oliver, of/inf	Tom Murphy, p
5/8/61	New York (AL)	Lee Thomas, of	Tex Clevenger, p	6/10/72	Baltimore	Jerry DaVanon, inf	Roger Repoz, of
		Ryne Duren, p	Bob Cerv, of	7/28/72	Milwaukee	Paul Ratliff, c	Syd O'Brien, inf
		Johnny James, p				Ron Clark, inf	Joe Azcue, c
6/7/61	Detroit	Jim Donohue, p	Jerry Casale, p	7/29/72	Houston	Jack Hiatt, c	CASH
				8/15/72	Boston	Chris Coletta, of	Andy Kosco, of
5/15/62	Kansas City	Gordy Windhorn, of	Marlan Coughtry, inf	8/17/72	Chicago (AL)	Bruce Miller, inf	Eddie Fisher, p
5/20/62	Minnesota	Don Lee, p	Jim Donohue, p			Bruce Kimm, c	
7/21/62	Kansas City	Dan Osinski, p	★Ted Bowsfield, of	11/28/72	Los Angeles	Frank Robinson, of	Andy Messersmith, p
12/11/62	Philadelphia	Jackie Davis, of	Earl Averill, c/of			Bill Singer, of	Ken McMullen, inf
						Mike Strahler, p	
6/15/63	Detroit	Frank Kastro, inf	George Thomas, of			Bill Grabarkewitz, inf	
		Paul Foytack, p				Bobby Valentine, inf	
12/2/63	Cleveland	Barry Latman, p	Leon Wagner, of	4/2/73	Cleveland	Tom McCraw, inf/of	Leo Cardenas, inf
			★Joe Adcock, inf			Bob Marcano, inf	
4/28/64	Detroit	Willie Smith, p/of	Julio Navarro, p	4/14/73	San Francisco	Al Gallagher, inf	Bruce Miller, inf
6/4/64	Boston	Lou Clinton, of	Lee Thomas, of	5/20/73	Texas	Mike Epstein, inf	Jim Spencer, inf
6/11/64	Cleveland	Billy Moran, inf	Billy Moran, inf			Rich Hand, p	Lloyd Allen, p
	Minnesota	Frank Kastro, inf	Frank Kastro, inf			Rick Stelmasek, c	
				6/15/73	Cincinnati	Richie Scheinblum, of	★Thor Skogan, p
10/14/64	Milwaukee	Lennie Green, of	★Dan Osinski, p				★Terry Wilkhusen, p
		Phil Roof, c		8/14/73	Philadelphia	★Denny Doyle, inf	Billy Grabarkewitz, inf
		Ron Piche, p					★Aurelio Monteagudo, p
11/21/64	San Francisco	Jose Cardenal, of	Jack Hiatt, c				★Chris Coletta, of
12/3/64	Philadelphia	Costen Shockley, inf	Bo Belinsky, p				Clyde Wright, p
		Rudy May, p		10/22/73	Milwaukee	Ellie Rodriguez, c	Steve Barber, p
						Skip Lockwood, p	Art Kusnyer, c
6/1/65	Houston	Al Spangler, of	Don Lee, p			Gary Ryerson, p	Ken Berry, of
6/15/65	Cleveland	★Bubba Morton, of	Phil Roof, c	12/6/73	St. Louis	Ollie Brown, of	Jeff Torborg, c
12/2/65	Baltimore	Norm Siebern, inf	Dick Simpson, of			Joe Lahoud, of	
12/15/65	Houston	Ed Pacheco, c	Barry Latman, p			John Andrews, p	
				2/23/74	Kansas City	Barry Raziano, p	Vada Pinson, of
5/27/66	Los Angeles	Howie Reed, c	Dick Egan, p	4/30/74	Kansas City	Paul Schaaf, inf	Richie Scheinblum, of
			★John Butler, inf	7/28/74	Chicago (NL)	Horatio Pina, p	Rick Stelmasek, c
12/2/66	Minnesota	Jimmie Hall, of	Dean Chance, p	7/31/74	St. Louis	Bob Heise, inf	★Doug Howard, of
		Don Mincher, inf	★Jackie Hernandez, inf	12/2/74	Boston	Tommy Harper, of	Bob Heise, inf
12/14/66	San Francisco	Pete Cimino, p		12/3/74	New York (AL)	Bill Sudakis, inf	Skip Lockwood, p
12/15/66	Los Angeles	Len Gabrielson, of	Norm Siebern, inf				Ken Sanders, p
		Nick Wilhite, p	Bob Lee, p	3/22/75	New York (NL)	Ike Hampton, c	Denny Doyle, inf
				6/14/75	Boston	★Chuck Ross, p	Bobby Valentine, of
5/6/67	Chicago (AL)	Bill Skowron, inf	Charles Nash, inf	9/17/75	San Diego	Gary Ross, p	★Rudy Meoli, inf
5/10/67	Los Angeles	John Werhas, inf	Len Gabrielson, of				Bill Singer, p
6/10/67	New York (NL)	Jack Hamilton, p	Nick Wilhite, p	12/10/75	Texas	Jim Spencer, inf	Mickey Rivers, of
6/15/67	Baltimore	Woody Held, inf/of	Marcelino Lopez, p	12/11/75	New York (AL)	Bobby Bonds, of	Ed Figueroa, p
			Tom Arruda, p				Jim Spencer, inf
6/15/67	Kansas City	Roger Repoz, inf/of	Jack Sanford, p				Morris Nettles, of
			Jack Warner, of	12/11/75	Chicago (AL)	Bill Melton, inf	
11/29/67	Cleveland	Chuck Hinton, of	Jose Cardenal, of			Steve Dunning, p	
11/30/67	Cincinnati	Sammy Ellis, p	Bill Kelso, p	1/12/76	St. Louis	Dick Sharon, of	Bill Rothen, p
			Jorge Rubio, p	3/3/76	Boston	Dick Drago, p	John Balaz, of
							Dick Sharon, of
6/15/68	Cleveland	Vic Davalillo, of	Jimmie Hall, of	3/21/76	Los Angeles	Orlando Alvarez, of	Dave Machemer, inf
7/20/68	Chicago (AL)	Wayne Causey, inf	Woody Held, inf/of	5/29/76	St. Louis	Mario Guerrero, inf	Ellie Rodriguez, c
10/8/68	Cleveland	Eddie Fisher, p	Jack Hamilton, p	6/6/76	Houston	Terry Humphrey, c	Ed Jordan, c
12/12/68	Kansas City	Hoyt Wilhelm, p	Ed Kirkpatrick, c/of			Mike Barlow, p	Ed Hermann, c
			Dennis Paepke, c			Mike Easler, of	Ron Farkas, inf
				9/3/76	St. Louis	★Stan Perzanowski, p	Bill Melton, inf
1/20/69	Chicago (AL)	Bill Voss, of	Sammy Ellis, p	12/3/76	Cleveland		
		Andy Rubilotta, p				Randy Sealy, p	Mike Easler, of
4/4/69	Cleveland	Lou Johnson, of	Chuck Hinton, inf/of	4/4/77	Pittsburgh	Dave LaRoche, p	Bruce Bochte, inf
5/14/69	Chicago (AL)	Sandy Alomar, inf	Bobby Knoop, inf	5/11/77	Cleveland	Dave Schuler, c	Sid Monge, p
		Bob Priddy, p				Dyar Miller, p	Dick Drago, p
5/30/69	St. Louis	Jim Hicks, of	Vic Davalillo, of	6/13/77	Baltimore	Ken Brett, p	Don Kirkwood, p
6/15/69	Boston	Joe Azcue, c	Tom Satriano, c	6/15/77	Chicago (AL)		John Verhoeven, p
10/24/69	Cincinnati	Mel Queen, p	★Jim McGlothlin, p				John Flannery, inf
			★Vern Geisheit, p	6/15/77	Cincinnati	Gary Nolan, p	Craig Hendrickson, inf
		★Alex Johnson, of	★Pedro Borbon, p	12/5/77	Chicago (AL)	Brian Downing, c	Bobby Bonds, of
		★Chico Ruiz, inf				Chris Knapp, p	Thad Bosley, of
1/14/70	Cincinnati	Jack Fisher, p	Bill Harrelson, p	12/8/77	Boston	Dave Frost, p	Dick Dotson, p
			Don Loomer, inf	12/8/77	Toronto	Don Aase, p	Jerry Remy, inf
4/27/70	Washington	Ken McMullen, inf	Aurelio Rodriguez, inf			Ron Fairly, inf	Dale Kelly, c
			Rick Reichardt, of			Butch Alberts, inf	
7/9/70	Chicago (NL)	Archie Reynolds, p	Juan Pizarro, p				
10/11/70	Boston	Tony Conigliaro, of	Ken Tatum, p	12/4/78	Minnesota	Dan Ford, of	Ron Jackson, inf
		Ray Jarvis, p	Jarvis Tatum, of				Danny Goodwin, c
		Gerry Moses, c	Doug Griffin, inf	12/5/78	Montreal	CASH	Tony Solaita, inf
10/21/70	Atlanta	John Burns, c	Marty Perez, inf				
11/30/70	Chicago (AL)	Ken Berry, of	Jay Johnstone, of	2/3/79	Minnesota	Rod Carew, inf	Ken Landreaux, of
		Syd O'Brien, inf	Tom Egan, c				Dave Engle, inf
		Billy Wynne, p	Tom Bradley, p				Paul Hartzell, p
12/15/70	Cincinnati	Jim Maloney, p	Greg Garrett, p				Brad Havens, p
				5/4/79	Texas	Bert Campaneris, inf	Dave Chalk, inf
1/28/71	Milwaukee	Gene Brabender, p	Bill Voss, of	6/5/79	Baltimore	Larry Harlow, of	Floyd Rayford, inf
10/5/71	Cleveland	Vada Pinson, of	Alex Johnson, of	8/29/79	Seattle	John Montague, p	★Jim Anderson, inf
		Frank Baker, of	Gerry Moses, c	12/6/79	Kansas City	Al Cowens, of	Willie Aikens, inf
		Alan Foster, p				Todd Cruz, inf	Rance Mulliniks, inf
11/30/71	Minnesota	Leo Cardenas, inf	Dave LaRoche, p			★Craig Eaton, p	
12/10/71	New York (NL)	Nolan Ryan, p	Jim Fregosi, inf				
		Don Rose, p		5/27/80	Detroit	Jason Thompson, inf	Al Cowens, of
		Leroy Stanton, of		6/12/80	Chicago (AL)	Randy Scarbery, p	Todd Cruz, inf
		Francisco Estrada, c					

ANGELS NOTABLE TRADES



DATE	CLUB	ACQUIRED	TRADED	DATE	CLUB	ACQUIRED	TRADED
12/10/80	Boston	Rick Burleson, inf Butch Hobson, inf	Rick Miller, of Mark Clear, p Carney Lansford, inf	5/27/96	Cincinnati	Chuck McLeroy, p	Lee Smith, p
				6/12/96	New York (AL)	Rich Montealeone, p	Mike Aldrete, of
				6/15/96	St. Louis	Pat Borders, c	Ben VanRyn, p
1/23/81	Boston	Fred Lynn, of Steve Renko, p	Joe Rudi, of Frank Tanana, p Jim Dorsey, p	7/27/96	Chicago (AL)	Robert Ellis, p	Pat Borders, c
4/ 1/81	Houston	Ken Forsch, p	Dickie Thon, inf	7/31/96	Detroit	Greg Gohr, p	Damon Easley, inf
4/ 1/81	Pittsburgh	Ed Ott, c	John Thompson, inf	8/31/96	Chicago (AL)	★Scott Vollmer, c	Don Slaught, c
12/11/81	Pittsburgh	Mickey Mahler, p	Brian Harper, c	10/28/96	Kansas City	Mark Gubicza, p	Chili Davis, dh
		Tim Foli, inf				Mike Bovee, p	
1/28/82	Baltimore	Doug DeCinces, inf	Dan Ford, of	11/27/96	San Francisco	Allen Watson, p	J.T. Snow, 1b
		Jeff Schneider, p				Fausto Macey, p	
5/11/82	Minnesota	Doug Corbett, p	Tom Brunansky, of	12/ 5/96	New York (AL)	Jim Leyritz c/inf	★Jeremy Blevins, p
		Rob Wilfong, inf	Mike Walters, p				Ryan Kane, inf
8/31/82	New York (AL)	Tommy John, p	★Dennis Rasmussen, p	4/14/97	San Francisco	Rich DeLucia, p	★Travis Thurmond, p
12/ 8/83	New York (AL)	Curt Kaufman, p	Tim Foli, inf	5/18/97	Chicago (AL)	Tony Phillips, of	Jorge Fabregas, c
12/20/83	Milwaukee	Jim Slaton, p	Bobby Clark, of	7/29/97	Texas	Chad Kreuter, c	Chuck McLeroy, p
						Ken Hill, p	Jim Leyritz, c
8/ 2/85	Pittsburgh	John Candelaria, p	Mike Brown, of	8/13/97	San Diego	Rickey Henderson, of	★Robert Sasser, inf
		Al Holland, p	Pat Clements, of	8/23/97	San Diego	Stevenson Agosto, p	Ryan Hancock, p
		George Hendrick, of	Bob Kipper, p	10/31/97	Texas	Angelo Encarnacion, c	★George Arias, inf
12/27/85	Montreal	Gary Lucas, p	Luis Sanchez, p	11/20/97	Detroit	Mike Bell, inf	Aaron Guiel, inf/of
			Tim Arnold, c			Phil Nevin, inf/of	Matt Perisho, p
9/10/85	Oakland	Don Sutton, p	Jerome Nelson, of	3/30/98	St. Louis	Mark Walbeck, c	Nick Skuse, p
			Robert Sharpnack, p	7/30/98	Chicago (AL)		
12/19/86	New York (AL)	Butch Wynegar, c	Ron Romanick, p	8/7/98	Milwaukee	Craig Shipley, inf	Chip Hale, inf
8/29/87	Pittsburgh	Johanny Ray, inf	★Alan Mills, p	8/20/98	Oakland	Charlie O'Brien, c	Jason Stockstill, p
9/16/87	New York (NL)	Shane Young, p	Bill Merrifield, inf	8/28/98	Philadelphia	Jeff Juten, p	Brian Tokarse, p
12/ 5/87	Detroit	Jeff Richardson, p	★Miguel Garcia, p	9/18/98	Chicago (AL)	Mike Fetters, p	CASH
		Dan Petry, p	John Candelaria, p	12/14/98	St. Louis	Gregg Jefferies, inf	CASH
6/ 7/88	Cleveland	Brian Dorsett, c	Gary Pettis, of	3/29/99	San Diego	Chad Kreuter, c	★Matt Garrick, c
10/ 3/88	Philadelphia	Lance Parrish, c	★Colby Ward, p	3/30/99	Toronto	Andy Sheets, inf	Phil Nevin, inf
11/ 3/88	Minnesota	Bert Blyleven, p	David Holdridge, p	7/29/99	Oakland	Gus Kennedy, of	Keith Volkman, p
		Kevin Trudeau, p	Mike Cook, p			Tomas Perez, inf	Dave Hollins, inf
11/17/88	New York (AL)	Eric Schmidt, p	Rob Wassenaar, p			Nathan Haynes, of	Omar Olivares, p
12/ 7/88	Milwaukee	Bill Schroeder, c	Brian Dorsett, c			Jeff DaVanon, of	Randy Velarde, inf
9/ 6/89	Cleveland	Ron Tingley, c	Gus Polidor, inf			Elvin Nina, p	
11/ 9/90	Cleveland	Scott Bailes, p	★Mark McLemore	3/23/00	St. Louis	Kent Bottenfield, p	Jim Edmonds, of
4/29/90	New York (AL)	Luis Polonia, of	Colin Charland, p	7/30/00	Philadelphia	Adam Kennedy, inf	Dan Bottenfield, p
5/11/90	New York (AL)	Dave Winfield, of	Jeff Manto, inf	8/22/00	Colorado	Ron Gant, p	CASH
12/ 2/90	Toronto	Junior Felix, of	Claude Washington, of	12/10/00	Cincinnati	Scott Karl, p	Seth Etherton, p
		Luis Sojo, inf	Rich Montealeone, p	3/25/01	Chicago (NL)	Wilmy Caceres, inf	
12/ 4/90	Baltimore	Dave Gallagher, of	Mike Witt, p	3/28/01	New York (AL)	Jose Nieves, inf	Mike Fyhrle, p
		Mike Hook, p	Devon White, of	12/17/01	Tampa Bay	Wickey Callaway, rhp	Darren Blakely, of
			Willie Fraser, p	12/27/01	New York (NL)	Kevin Appler, rhp	Wilmy Caceres, inf
			David Martinez, p				Mo Vaughn, inf
3/14/91	Milwaukee	Dave Parker, 1b/DH	Dante Bichette, of	1/17/02	Toronto	Brad Fuller, 1b/dh	Brian Cooper, rhp
7/30/91	San Diego	Shawn Abner, of	★Brandy Vann, p	7/31/02	Milwaukee	Alex Ochoa, of	Jorge Fabregas, c
12/ 8/91	Philadelphia	Von Hayes, of	Jack Howell, inf			Sal Fasano, c	★Johnny Raburn, inf
			Kyle Abbott, rhp	7/29/03	Chicago (AL)	Gary Glover, rhp	★Pedro Liriano, rhp
12/10/91	Milwaukee	Chuck Crim, p	Ruben Amaro, Jr., of			Tim Bittner, rhp	Scott Schoeneweis, lhp
12/10/91	New York (NL)	★Ken Rivers, c	Mike Fetters, p	11/19/04	Washington	Scott Dunn, rhp	Doug Nickle, rhp
4/12/92	New York (NL)	Hubie Brooks, of	★Marcus Moore, p			Maicer Izturis, inf	
		Julio Valera, p	Dave Gallagher, of	12/14/04	Cincinnati	Juan Rivera, of	Jose Guillen, of
7/30/92	Toronto	★Julian Vasquez, p	Dick Schofield, inf	12/14/04	Cincinnati	Dustin Moseley, rhp	Ramon Ortiz, rhp
		Rob Ducey, of		3/29/05	New York (AL)	Bret Prinz, rhp	Will Nieves, c
12/ 6/92	New York (AL)	Greg Myers, c	Mark Eichhorn, p	8/30/05	San Francisco	Jason Christiansen, lhp	Dusty Bergman, lhp
		J.T. Snow, inf	Jim Abbott, p	12/21/05	San Francisco	Edgardo Alfonzo, inf	Ronnie Ray, rhp
12/ 8/92	Toronto	Russ Springer, p		2/28/06	Arizona	Jason Bulger, rhp	Steve Finley, of
		Jerry Nielsen, p		5/30/06	Cincinnati	Kyle Edens, rhp	Alberto Callaspo, inf
1/15/93	Montreal	Kelly Gruber, inf	Luis Sojo, inf	7/5/06	St. Louis	Terry Evans, of	Esteban Yan, rhp
		CASH	Lee Stevens, inf	11/20/06	Florida	Chris Resop, rhp	Jeff Weaver, rhp
12/ 9/93	New York (AL)	Spike Owen, inf	Jose Musset, p	12/15/06	Boston	Phil Seibel, lhp	Kevin Gregg, rhp
3/25/94	San Francisco	Steve Hoesy, of	Mike Timmer, rhp	7/21/07	New York (AL)	Jeff Kennard, rhp	Brendan Donnelly, rhp
3/29/94	San Diego	Harold Reynolds, 2b	Mike Timmer, rhp	11/19/07	Chicago (AL)	Jon Garland, rhp	Jose Molina, c
7/23/94	Chicago (AL)	★Bo Ortiz, of	Hilly Hathaway, p	7/29/08	Atlanta	Mark Teixeira, inf	Orlando Cabrera, inf
		Jeff Schwarz, p	Dwight Smith, of				Casey Kotchman, inf
			Bob Melvin, c	8/28/09	Tampa Bay	Scott Kazmir, LHP	Steve Meark, rhp
4/13/95	Detroit	Tony Phillips, of	Chad Curtis, of				★Sean Rodriguez, inf
7/ 8/95	St. Louis	John Habyan, p	Mark Sweeney, of	7/22/10	Kansas City	Alberto Callaspo, inf	Alex Torres, lhp
7/27/95	Chicago (AL)	Jim Abbott, p	Andrew Lorraine, p	7/25/10	Arizona	Dan Haren, rhp	Matt Sweeney, inf
		Tim Fortugno, p	Bill Simas, p				Sean O'Sullivan, rhp
8/ 9/95	Philadelphia	Dave Gallagher, of	John Snyder, p				Will Smith, lhp
8/24/95	Oakland	Mike Aldrete, of	McKay Christensen, of				Joe Saunders, rhp
			Kevin Flora, of				Rafael Rodriguez, lhp
1/18/96	New York (NL)	Aaron Ledesma, inf	★Russ Springer, p	8/27/10	Minnesota	Brian Fuentes, lhp	Patrick Corbin, lhp
2/15/96	Cleveland	Jason Grimsley, p	Demond Smith, of	1/21/11	Toronto	Vernon Wells, of	★Tyler Skaggs
		Pep Harris, p					★Loek Van Mil
2/29/96	Cincinnati	Don Slaught, c	CASH				Mike Napoli, c
							Juan Rivera, of

#Compensation for player who retired
★Designates player to be named later





#1 DRAFT SELECTIONS IN ANGELS HISTORY

YEAR	PLAYER	POSITION	MONTH	SIGNED
1965	★ Jim Spencer	First Base	June	Yes
1966	Ronald Cherry	Catcher	January	No
1966	James Vopicka	Shortstop	January (SP)	Yes
1966	James Deneff	Shortstop	June	Yes
1966	★ Andy Messersmith	Pitcher	June (SP)	Yes
1967	David McCormick	Pitcher	January	Yes
1967	★ Tom Murphy	Pitcher	January (SP)	Yes
1967	William Nunn	Catcher	June	Yes
1967	★ Greg Washburn	Pitcher	June (SP)	Yes
1968	Robert Johnson	Pitcher	January	No
1968	Dayle Campbell	First Base	January (SP)	Yes
1968	Lloyd Allen	Pitcher	June	Yes
1968	Larry Hanson	Shortstop	June (SP)	Yes
1969	Randall Bayer	First Base	January	No
1969	Sherwood Hahn	Pitcher	January (SP)	No
1969	★ Alan Bannister	Shortstop	June	No
1969	Robert Beach	Pitcher	June (SP)	No
1970	Paul Sands	Pitcher	January	No
1970	★ John Doherty	Outfielder	January	Yes
1970	★ Paul Dade	3B/OF	June	Yes
1970	Richard Soriano	Outfielder	June (SP)	No
1971	Earl Austin	Third Base	January	Yes
1971	★ Robert Allietta	Catcher	January (SP)	Yes
1971	★ Frank Tanana	Pitcher	June	Yes
1971	John Donovan	Pitcher	June (SPD)	Yes
1971	James Officer	Pitcher	June (SPA)	Yes
1972	★ Thomas Donohue	Catcher	January	Yes
1972	★ Craig Caskey	Pitcher	January (SP)	No
1972	★ Dave Chalk	Third Base	June	Yes
1972	★ Dave Collins	1B/OF	June (SP)	Yes
1973	Randy Smith	Pitcher	January	Yes
1973	Jeff Fera misco	INF/OF	January (SP)	No
1973	Billy Taylor	Outfielder	June	Yes
1973	David Bedrosian	Second Base	June (SP)	No
1974	Lawrence Howser	Shortstop	January	No
1974	David Bedrosian	Second Base	January (SP)	No
1974	★ Mike Miley	Shortstop	June	Yes
1974	★ John Caneira	Pitcher	June (SP)	Yes
1975	★ Willie Aikens	First Base	January	Yes
1975	★ Gil Kubski	Third Base	January (SP)	Yes
1975	★ Danny Goodwin	Catcher	June	Yes
1975	★ Garry Hancock	Outfielder	June (SP)	No
1976	Stephen Tebbetts	Outfielder	January	Yes
1976	Greg Johnson	Pitcher	January (SP)	Yes
1976	★ Ken Landreaux	Outfielder	June	Yes
1976	John Racanelli	Pitcher	June (SP)	Yes
1977	★ Alan Wiggins	Infielder	January	Yes
1977	Robert Healy	Pitcher	January (SP)	Yes
1977	★ Richard Dotson	Pitcher	June	Yes
1977	★ Mike Walters	Pitcher	June (SP)	Yes
1978	Rick Evans	Pitcher	January	No
1978	James Glenn	Outfielder	January (SP)	No
1978	★ Tom Brunansky	Outfielder	June	Yes
1978	Paul Homrig	First Base	June (SP)	No
1979	Dennis Ivy	OF/1B	January	No
1979	★ Otis Nixon	Third Base	January (SP)	No
1979	Mark Pedersen	Pitcher	June (SP)	Yes
1980	Christopher Ray	Pitcher	January	Yes
1980	Thomas McLaughlin	Pitcher	January (SP)	No
1980	★ Dennis Rasmussen	Pitcher	June	Yes
1980	★ Bill Mooneyham	Pitcher	June (SP)	Yes
1981	Kevin Price	Pitcher	January	Yes
1981	★ Ron Romanick	Pitcher	January (SP)	Yes
1981	★ Dick Schofield	Shortstop	June	Yes
1981	Reggie Montgomery	Outfielder	June (SP)	Yes
1982	Jay Lewis	Pitcher	January	Yes
1982	Kendall Walling	Shortstop	January (SP)	No
1982	★ Bob Kipper	Pitcher	June	Yes
1982	Mark Bauer	Pitcher	June (SP)	No
1983	Steve Lee	Outfielder	January	Yes
1983	★ Brad Arnsberg	Pitcher	January (SP)	No
1983	Mark Doran	Outfielder	June	Yes
1983	Byron Kemmerling	Pitcher	June (SP)	Yes
1984	David Martinez	Pitcher	January	Yes
1984	Robert Auth	Pitcher	January (SP)	No
1984	★ Erik Pappas	Catcher	June	Yes
1984	Erik Tutt	Outfielder	June (SP)	No



#1 DRAFT SELECTIONS IN ANGELS HISTORY



YEAR	PLAYER	POSITION	MONTH	SIGNED
1985	John Wilder	Pitcher	January	No
1985	★ Chuck Finley	Pitcher	January (SP)	Yes
1985	★ Willie Fraser	Pitcher	June	Yes
1985#	★ Mike Cook	Pitcher	June	Yes
1985	Gary Nalls	Shortstop	June (SP)	Yes
1986	Brandy Vann	Pitcher	January	Yes
1986	Jeffrey Marr	Pitcher	January (SP)	No
1986	★ Roberto Hernandez	Pitcher	June	Yes
1986	★ Mike Fetters	Pitcher	June	Yes
1986	★ Lee Stevens	First Base	June	Yes
1986	Daryl Green	Pitcher	June	Yes
1987	★ John Orton	Catcher	June	Yes
1987#	★ David Holdridge	Pitcher	June	Yes
1988	★ Jim Abbott	Pitcher	June	Yes
1989	★ Kyle Abbott	Pitcher	June	Yes
1990	★ Phillip Leftwich	Pitcher	June	Yes
1991	★ Eduardo Perez	Outfielder	June	Yes
1991#	★ Jorge Fabregas	Catcher	June	Yes
1992	Pete Janicki	Pitcher	June	Yes
1992#	★ Jeff Schmidt	Pitcher	June	Yes
1993	★ Brian Anderson	Pitcher	June	Yes
1994	★ McKay Christensen	Outfielder	June	Yes
1995	★ Darin Erstad	Outfielder	June	Yes
1996	Chuck Abbott	Infielder	June	Yes
1997	★ Troy Glaus	Infielder	June	Yes
1998	★ Seth Etherton	Pitcher	June	Yes
1999	★ John Lackey	Pitcher	June	Yes
2000	Joe Torres	Pitcher	June	Yes
2000#	★ Chris Bootcheck	Pitcher	June	Yes
2001	★ Casey Kotchman	Infielder	June	Yes
2002	★ Joe Saunders	Pitcher	June	Yes
2003	★ Brandon Wood	Infielder	June	Yes
2004	★ Jered Weaver	Pitcher	June	Yes
2005	★ Trevor Bell	Pitcher	June	Yes
2006	★ Hank Conger	Catcher	June	Yes
2007	Jonathan Bachanov	Pitcher	June	Yes
2008	Tyler Chatwood	Pitcher	June	Yes
2009	Randal Grichuk	Outfielder	June	Yes
2009	Michael Trout	Outfielder	June	Yes
2009#	Tyler Skaggs	Pitcher	June	Yes
2009#	Garrett Richards	Pitcher	June	Yes
2009#	Tyler Kehr	Pitcher	June	Yes
2010#	Kaleb Cowart	Infielder	June	Yes
2010#	Cameron Bedrosian	Pitcher	June	Yes
2010	Chevez Clarke	Outfielder	June	Yes
2010#	Taylor Lindsey	Infielder	June	Yes
2010#	Ryan Bolden	Outfielder	June	Yes

SP - Secondary Phase # - Compensation Selection
 SPA - Secondary Phase Active ★ - Played in Major Leagues
 SPD - Secondary Phase Delayed



Mike Trout...
 2009 free agent
 amateur draft

CLUB HISTORY



A.L. ROOKIE OF THE YEAR

1993—Tim Salmon

A.L. MOST VALUABLE PLAYER

1979—Don Baylor

2004—Vladimir Guerrero

M.L. CY YOUNG

1964—Dean Chance

2005—Bartolo Colon

A.L. BATTING CHAMPION

1970—Alex Johnson

A.L. COMEBACK PLAYER OF THE YEAR

1970—Clyde Wright (The Sporting News)

1986—John Candelaria (The Sporting News)

1986—Rick Bureson (UPI)

1989—Bert Blyleven (The Sporting News & UPI)

1990—Dave Winfield (The Sporting News)

2002—Tim Salmon (The Sporting News)

A.L. ROLAIDS RELIEF PITCHER OF THE YEAR

1967—Minnie Rojas (Fireman of the Year)

1991—Bryan Harvey

2006—Francisco Rodriguez

2008—Francisco Rodriguez

EXECUTIVE OF THE YEAR

1962—Fred Haney (UPI)

MANAGER OF THE YEAR

1962—Bill Rigney (AP & UPI)

2002—Mike Scioscia (BBWAA & Sporting News)

2009—Mike Scioscia (BBWAA & Sporting News)

RAWLINGS GOLD GLOVE WINNER

1964—Vic Power, 1b

1966—Bobby Knoop, 2b

1967—Bobby Knoop, 2b &

Jim Fregosi, ss

1968—Bobby Knoop, 2b

1970—Jim Spencer, 1b

1972—Ken Berry, of

1978—Rick Miller, of

1982—Bob Boone, c

1985—Gary Pettis, of

1986—Gary Pettis, of &

Bob Boone, c

1987—Bob Boone, c

1988—Bob Boone, c &

Devon White, of

1989—Devon White, of

1991—Mark Langston, 1hp

1992—Mark Langston, 1hp

1993—Mark Langston, 1hp

1994—Mark Langston, 1hp

1995—Mark Langston, 1hp &

J.T. Snow, 1b

1996—J.T. Snow, 1b

1997—Jim Edmonds, of

1998—Jim Edmonds, of

2000—Darin Erstad, of

2002—Darin Erstad, of &

Bengie Molina, c

2003—Bengie Molina, c

2004—Darin Erstad, 1b

2007—Orlando Cabrera, ss

2008—Torii Hunter, of

2009—Torii Hunter, of



1970 AL Batting Champ - Alex Johnson



Angels' MVPs, Don Baylor and Vladimir Guerrero



2008 & 2009 Gold Glove Winner - Torii Hunter

LOUISVILLE SILVER SLUGGER AWARD

1981—Rick Bureson, ss &

Bobby Grich, 2b

1982—Doug DeCinces, 3b &

Reggie Jackson, of

1990—Lance Parrish, c

1995—Tim Salmon, of

2000—Darin Erstad, of &

Troy Glaus, inf

2001—Troy Glaus, inf

2002—Garret Anderson, of

2003—Garret Anderson, of

2004—Vladimir Guerrero, of

2005—Vladimir Guerrero, of

2006—Vladimir Guerrero, of

2007—Vladimir Guerrero, of

2009—Torii Hunter, of

TOPPS ROOKIE ALL-STAR SELECTIONS

YEAR	PLAYER	POSITION	YEAR	PLAYER	POSITION	YEAR	PLAYER	POSITION
1961	Lee Thomas	Outfield	1975	Jerry Remy	Second Base	1993	J.T. Snow	First Base
1962	Bob Rodgers	Catcher	1979	Mark Clear	Pitcher	1994	Brian Anderson	Pitcher
1962	Dean Chance	Pitcher	1986	Wally Joyner	First Base	1995	Garret Anderson	Outfield
1965	Paul Schaal	Third Base	1987	Devon White	Outfield	1997	Jason Dickson	Pitcher
1965	Jose Cardenal	Outfield	1988	Bryan Harvey	Pitcher	2000	Adam Kennedy	Second Base
1965	Marcelino Lopez	Pitcher	1989	Jim Abbott	Pitcher	2000	Bengie Molina	Catcher
1974	Frank Tanana	Pitcher	1993	Tim Salmon	Outfield	2001	Shawn Wooten	Catcher

ANGELS AWARD WINNERS



BBWAA AWARD WINNERS

YEAR	MVP	ROOKIE	YEAR	MVP	ROOKIE
1961	Ken McBride	Lee Thomas	1985	Donnie Moore	Stewart Cliburn
1962	Leon Wagner	Bob Rodgers	1986	Mike Witt	Wally Joyner
1963	Albie Pearson	Charlie Dees	1987	Wally Joyner	Devon White
1964	Dean Chance	Bobby Knoop	1988	Chili Davis	Bryan Harvey
1965	Jim Fregosi	Marcelino Lopez	1989	Bert Blyleven	Jim Abbott
1966	Bobby Knoop	Jay Johnstone	1990	Lance Parrish	Lee Stevens
1967	Jim Fregosi	Rick Clark	1991	Bryan Harvey	Ron Tingley
1968	Tom Satriano	Andy Messersmith	1992	Luis Polonia	Gary DiSarcina
1969	Jim Fregosi	Ken Tatum	1993	Chili Davis	Tim Salmon
1970	Jim Fregosi & Alex Johnson	Dave LaRoche	1994	Chili Davis	Brian Anderson
1971	Sandy Alomar	Lloyd Allen	1995	Tim Salmon	Garret Anderson
1972	Bob Oliver	Lee Stanton	1996	Chili Davis	Darin Erstad
1973	Frank Robinson	Rudy Meoli	1997	Tim Salmon	Jason Dickson
1974	Nolan Ryan	Frank Tanana	1998	Gary DiSarcina	Jarrod Washburn
1975	Lee Stanton & Frank Tanana	Jerry Remy	1999	Garret Anderson	Lou Pote
1976	Frank Tanana	Paul Hartzell	2000	Darin Erstad	Bengie Molina
1977	Bobby Bonds	Rance Mulliniks	2001	Garret Anderson	David Eckstein
1978	Don Baylor	Carney Lansford	2002	Garret Anderson	John Lackey
1979	Don Baylor	Mark Clear	2003	Garret Anderson	Francisco Rodriguez
1980	Jason Thompson	Fred Martinez	2004	Vladimir Guerrero	Robb Quinlan
1981	Bobby Grich	Mike Witt	2005	Bartolo Colon	Ervin Santana
1982	Doug DeCinces	Rick Steiner	2006	Vladimir Guerrero	Jered Weaver
1983	Bob Boone	Daryl Scomiers	2007	Vladimir Guerrero	Reggie Willits
1984	Brian Downing	Ron Romanick	2008	Francisco Rodriguez	Jose Arredondo
			2009	Kendry Morales	Matt Palmer
			2010	Jered Weaver	Peter Bourjos

ANGELS MOST VALUABLE PLAYER AWARD

Awarded by vote of the players to the Angel(s) who most truly exemplifies the qualities of inspirational leadership, sportsmanship and professional ability.


1962 — Billy Moran	1980 — Bobby Grich & Jason Thompson	1994 — Tim Salmon
1963 — Jim Fregosi	1981 — Rick Burleson	1995 — Tim Salmon
1964 — Bobby Knoop	1982 — Doug DeCinces	1996 — Troy Percival
1965 — Bobby Knoop	1983 — Bob Boone	1997 — Tim Salmon
1966 — Bobby Knoop	1984 — Juan Beniquez & Brian Downing	1998 — Gary DiSarcina
1967 — Don Mincher	1985 — Donnie Moore	1999 — Garret Anderson
1968 — Bobby Knoop	1986 — Mike Witt	2000 — Darin Erstad
1969 — Jim Fregosi	1987 — Wally Joyner	2001 — Garret Anderson
1970 — Jim Fregosi	1988 — Bob Boone & Johnny Ray	2002 — Garret Anderson
1971 — Ken McMullen	1989 — Bert Blyleven & Chili Davis	2003 — Garret Anderson
1972 — Bob Oliver & Vada Pinson	1990 — Chuck Finley	2004 — Vladimir Guerrero
1973 — Nolan Ryan	1991 — Jim Abbott & Bryan Harvey	2005 — Bartolo Colon & Chone Figgins
1974 — Nolan Ryan	1992 — Luis Polonia	2006 — Vladimir Guerrero
1975 — Mickey Rivers	1993 — Mark Langston & Tim Salmon	2007 — Vladimir Guerrero
1976 — Jerry Remy		2008 — Francisco Rodriguez
1977 — Bobby Bonds		2009 — Kendry Morales
1978 — Don Baylor		2010 — Torii Hunter
1979 — Don Baylor		

NICK ADENHART PITCHER OF THE YEAR AWARD

This annual award was established in 2009 in memory of Angels pitcher Nick Adenhardt. On April 8th, 2009, Adenhardt, 22, along with Courtney Stewart, Henry Pearson and Jon Wilhite were in a terrible traffic accident. Adenhardt, Stewart and Pearson were killed and Wilhite was seriously injured. The accident happened shortly after Adenhardt, a native of Silver Springs, MD pitched a masterful six innings against Oakland (6 IP, 7 H, 0 R, 3 BB, 5 SO), leaving with a 4-0 lead before a late-inning rally resulted in a 6-4 Angels defeat.

The award is given to the Angels' pitcher whose Major League performance is selected by his teammates as the most outstanding throughout the course of the regular season.

2009	—	Jered Weaver
2010	—	Jered Weaver



CLUB HISTORY



AL PLAYER OF THE WEEK WINNERS (57)

- 2010 — KENDRYS MORALES** (April 19-25): Batted .542 (13-24) in seven games including three home runs, 10 RBI, seven runs scored and 22 total bases.
BOBBY ABREU (Aug. 9-16): Posted a .524 (11-for-21) average with two home runs and five RBI. The week also included a .615 OBP and a .952 slugging percentage.
- 2009 — KENDRYS MORALES** (July 27-August 2): Batted .423 (11-for-26) in six games with five home runs, 13 RBIs and a 1.077 slugging percentage built upon 28 total bases. Included 2 multi-homerun games.
- 2008 — FRANCISCO RODRIGUEZ** (August 18-24): Earned honor after recording 50th save in Angels' 129th game - fastest in MLB history.
- 2007 — VLADIMIR GUERRERO** (April 2-8): Named AL Co-Player of the Week with Alex Rodriguez...Batted .440 (11/25) with a slugging percentage of .880, two doubles, three homers...Posted 10 RBI and 22 total bases.
- 2005 — VLADIMIR GUERRERO** (Aug. 9-15): Batted .500 (11/22) and led the league in all offensive categories: home runs (five), RBI (13), runs (nine), slugging percentage (1.182), on-base percentage (.593) and total bases (26)... Connected for his third career grand slam.
- 2004 — JOSE GUILLÉN** (May 3-9): Hit .583 (14-24) with 1.125 slugging percentage, .643 on-base p.c.t., eight runs, one double, four home runs and 11 RBI...Led or shared the ML lead in seven categories and posted three straight games with a HR and 3 RBI.
- ADAM KENNEDY** (Aug. 23-29): Led AL with a .619 (13/21) average, a .952 slugging percentage and a .640 on-base percentage for the week... Scored nine runs and posted seven RBI.
- VLADIMIR GUERRERO** (Sept. 27-Oct. 3): Led AL in seven categories: batting average (.560), runs (nine), home runs (six), slugging p.c.t. (1.360), hits (14), on-base p.c.t. (.607) and total bases (34).
- 2003 — SCOTT SPIEZIO** (May 12-18): Batted .476 (10/21) with four runs scored, four doubles, a triple, two home runs, seven RBI.
- TROY GLAUS** (May 19-25): Named AL Co-Player of the Week for May 19-25... Shared honor with Baltimore's Melvin Mora...Batted .550 (11/20) with four doubles, four home runs and eight RBI.
- GARRET ANDERSON** (July 7-12): Hit safely in all six games of the week, batting .435 (10/23) with six runs scored, three home runs and six RBI.
- 2001 — TROY GLAUS** (Sept. 21-30): Completed week with a .500 (11/22) average with four runs scored, two doubles, one triple, two home runs, 10 RBI, one stolen base and league leading .593 on base percentage and .955 slugging percentage.
- 2000 — MO VAUGHN** (May 8-14): Completed week with a .393 (11/28) average, including seven runs scored, three doubles, six home runs, and 11 RBI.
- DARIN ERSTAD** (May 22-28): Completed week with a .481 (13/27) average with eight runs scored, one triple, four home runs, nine RBI and .517 on-base percentage in six games...Led league in home runs, slugging percentage (1.000) and total bases (27).
- DARIN ERSTAD** (July 3-9): Named AL Co-Player of the Week, with Carlos Delgado of Toronto...Batted .560 (14/25) with one home run and seven RBI in seven games...Led league in doubles (7) and owned .607 on-base percentage while slugging .960.
- TIM SALMON** (July 31-Aug. 6): Completed week with a .583 (14/24) average, including five runs scored, four doubles, one triple, two home runs and seven RBI.
- TIM SALMON** (Aug. 21-27): Completed week with a .500 (11/22) average, including six runs scored, two doubles, two home runs and nine RBI.
- 1999 — TIM SALMON** (April 12-18): Completed week with a .481 (13/27) average, including eight runs scored, four doubles, two home runs, 12 RBI and a .852 slugging percentage.
- MO VAUGHN** (May 10-16): Completed week with a .455 (10/22) average, including five runs, one double, four home runs, 14 RBI and a 1.045 slugging percentage.
- TROY GLAUS** (May 31-June 6): Completed week with a .550 (11/20) average, including six runs scored, two doubles, three home runs, six RBI and a .571 on-base percentage.
- 1998 — DARIN ERSTAD** (June 8-14): Completed week with a .448 (13/29) average, including seven runs scored, two doubles, one triple, two home runs, four RBI, a .793 slugging percentage and a .467 on-base percentage.
- TIM SALMON** (Aug. 3-9): Completed week with a .480 (12/25) average, including seven runs scored, a double, triple, four home runs, nine RBI and a 1.080 slugging percentage.
- 1997 — JIM EDMONDS** (July 12-18): Completed week with a .481 (13/27) average, including a double, five home runs, 10 RBI, 11 runs scored, a 1.074 slugging percentage and a .516 on-base percentage.
- CHUCK FINLEY** (July 28-Aug. 3): Completed week with 2-0 record and 1.59 ERA (17 IP - 3 ER) in two starts. Allowed eight hits, walked five and struck out 13 in that span.
- 1996 — CHUCK FINLEY** (July 22-28): Completed week with 2-0 record and 0.00 ERA (16.2 IP) in two starts. Walked two and struck out 16 in that span. Became sixth Angels pitcher and first left-handed pitcher to win award.
- 1995 — JIM EDMONDS** (June 12-18): Completed week with a .500 (12/24) average, including a double, two home runs, nine RBI, five runs scored, a .792 slugging percentage and .519 on-base percentage.
- JIM EDMONDS** (July 17-23): Completed week with a .483 (14/29) average, including four home runs, 11 RBI, 13 runs scored, a 1.000 slugging percentage and .529 on-base percentage.

- 1994 — TIM SALMON** (May 15-21): Completed week with a .593 (16/27) average, including 13 RBI, five home runs, 12 runs scored, a 1.296 slugging percentage and .645 on-base percentage. He also totaled a pair of doubles, a triple and three walks.
- 1993 — J.T. SNOW** (April 19-25): Co-Player of the Week with Seattle's Chris Bosio. Finished with a .455 (10/24) average, eight runs, four home runs, eight RBI, 24 total bases and a slugging percentage of 1.091.
- J.T. SNOW** (Sept. 27-Oct. 3): Completed week with .444 (12/27) average, three home runs, seven runs scored, six RBI, 23 total bases, in addition to a .852 slugging percentage and a .516 on-base percentage.
- 1992 — JUNIOR FELIX** (April 27-May 3): Finished with a .375 (9/24) average, six runs scored, a double, home run and 12 RBI.
- 1991 — DAVE WINFIELD** (April 8-14): Finished with a .409 average (9/22) with four runs scored, three home runs and 12 RBI in addition to a .955 slugging percentage and .391 on base percentage. Recorded five-hit, three HR contest, April 13 vs. Minnesota, establishing a club record for total bases in a game (15).
- WALLY JOYNER** (May 13-19): Completed week with .519 average (14/27) with two doubles, three home runs and 13 RBI in addition to .926 slugging percentage and .589 on-base percentage.
- DAVE WINFIELD** (May 27-June 2): Finished with a .458 average (11/24) with a double, four home runs and 12 RBI. He also recorded a 1.000 slugging percentage and .536 on base percentage.
- 1990 — BRIAN DOWNING** (Aug. 6-12): Led A.L. with a .688 (11/16) average, including seven runs, three doubles, three home runs and eight RBI. Posted 1.438 slugging percentage and .750 on-base percentage.
- 1989 — BERT BLYLEVEN** (April 10-16): Posted two complete game wins, one shutout and a 0.50 ERA while limiting Oakland and Seattle to eight hits.
- CHILI DAVIS** (July 31-Aug. 6): Completed week with .448 average (13/29), and three doubles, three home runs and nine RBI. Collected 25 total bases while compiling a .448 on-base percentage and .862 slugging mark.
- 1988 — JOHNNY RAY** (April 18-24): Totalled 16 hits in 27 at-bats (.593 average), including five runs scored, five doubles, three sacrifice flies and 13 RBI.
- MIKE WITT** (June 13-19): Completed week with 2-0 record in two starts, while not allowing an earned run in 17.2 innings. He also totaled six strikeouts, six walks and 12 hits.
- CHILI DAVIS** (July 4-10): Completed week with a .600 average (15/25), .920 slugging percentage and .645 on-base percentage. In seven games, Davis scored 10 runs, two doubles, two home runs and eight RBI, three of which were game winners.
- WALLY JOYNER** (July 25-31): Co-Player of the Week along with Boston's Roger Clemens. Finished week with 14 hits in 27 at-bats (.519 average), including seven runs scored, three doubles, three home runs and 11 RBI.
- 1987 — WALLY JOYNER** (April 20-26): Completed week with a .480 average (12/25), five home runs and 13 RBI in seven games. Also recorded 10 runs scored, three sacrifice flies, a .500 on-base percentage and 1.120 slugging mark.
- MIKE WITT** (June 1-7): Was 2-0 in two starts with an 0.95 ERA (19 IP - 2 ER). He also fanned 19, allowed three walks, 12 hits and limited opponents to a .176 overall average.
- 1986 — DON SUTTON** (June 16-22): Became the 19th player in major league history to join the "300 Win" club as he posted a 5-1 complete-game victory over Texas at Anaheim Stadium, June 18 (Sutton shared laurels with Minnesota's Kent Hrbek).
- DOUG DeCINCES** (Aug. 4-10): Finished with a .421 average (8/19), 21 total bases, a double, four home runs, seven runs scored, seven RBI, a .520 on-base percentage and a 1.105 slugging percentage.
- 1985 — ROD CAREW** (July 29-Aug. 4): Became 16th player in major league history to record 300 hits with his third inning single against Minnesota's Frank Viola.
- 1984 — BOBBY GRICH** (Sept. 10-16): Finished with a .444 average (8/18), reached base 11 consecutive times and tied club record with eight straight hits.
- MIKE WITT** (Sept. 23-30): Became the 13th player in major league history to toss a perfect game as he shut down Texas, 1-0 on the 30th, while striking out 10.
- 1983 — ROD CAREW** (May 2-8): Hit .474 (9/19) including third four-hit game of season and 48th of his career.
- 1982 — DOUG DeCINCES** (Aug. 2-8): Hit .500 (12/24) with eight home runs including three in one game twice. He scored 10 runs and drove in 12. He finished with a slugging percentage of 1.542.
- 1980 — MARK CLEAR** (June 30-July 6): 1-0 with four saves in five games without allowing a hit.
- JASON THOMPSON** (July 21-27): Hit .560, slugged 1.040.
- 1979 — NOLAN RYAN** (April 16-22): Two complete game wins with an ERA of 0.54 for week.
- DON BAYLOR** (July 2-8): Had five HRs and 13 RBI while slugging 1.038. Hit nine HRs in last 11 games.
- DAN FORD** (Aug. 6-12): Tied three Angels records in a single game with eighth consecutive hit, five hits in a game and hit for cycle.
- 1977 — JOE RUDI** (April 7-11): Hit two HRs, a grand slam, plus three triples for nine RBI and a .333 average.



AL PLAYER OF THE MONTH WINNERS (26)



- 2009 — BOBBY ABREU** (July): Batted .380 during the month, driving in 28 runs and scoring a league-best 26. Reached base in 25 of his 26 games in July (.467 OBP), 13 of which were multi-hit and seven of which were multi-RBI.
- KENDRYS MORALES** (August): In 28 games, batted .385 (42-for-109) with eight doubles and 10 home runs, and tied for a Major League-best 33 RBIs. RBIs set a new club record for August.
- 2008 — JOHN LACKEY** (June): Posted a 5-0 record and a 1.16 ERA (38.2 IP - 5 ER) in 5 starts. Struck out 34 batters.
- 2006 — JOHN LACKEY** (July): Posted a 5-1 record and a 2.08 ERA (43.1 IP - 10 ER) in 6 starts. Struck out 50 batters. Month was highlighted by July 7 start at Oakland. He allowed leadoff double and then retired final 27 batters in a row.
- 2005 — BARTOLO COLON** (August): Posted a 5-0 record in 6 games and a 1.72 ERA (47.0 IP - 9 ER)... Struck out 28 batters.
- 2004 — VLADIMIR GUERRERO** (September): Batted .371 (39/105) with 24 runs scored, six doubles, a triple, 10 home runs and 23 RBIs...Also stole five bases and posted a .733 slugging percentage and a .431 on-base percentage for the month.
- 1998 — CHUCK FINLEY** (April): Posted 4-0 record with one complete game, one shutout and a 1.54 ERA (46.2 IP - 8 ER) in six starts. Allowed 35 hits (two HR), walked 18 and struck out 44, limiting opponents to a .208 average against (35/168). Led league in ERA for month.
- 1997 — TIM SALMON** (July): Batted .390 (39/100) with 19 runs scored, six doubles, seven home runs, 32 RBI and 17 walks in 27 games. Led league in RBI and on-base percentage (.483)...Finished second in slugging percentage (.660) and hits (tied).
- CHUCK FINLEY** (July): Co-winner along with Brad Radke of Minnesota. Finished with a 7-0 record, two complete games, one shutout and a 2.26 ERA (51.2 IP - 13 ER) in seven starts. During that span, allowed 42 hits and struck out 58 batters.
- 1995 — GARRET ANDERSON** (July): Batted .410 (43/105) with 22 runs scored, eight doubles, seven home runs and 35 RBI in 25 games. Average was highest of any player in A.L. Posted .422 on-base percentage and .686 slugging percentage. Marked first rookie to be honored since inception of award.
- 1990 — CHUCK FINLEY** (July): Co-winner along with Bobby Witt of Texas. Finished with 4-0 record in six games (three complete) and a 1.69

ERA (53.1 IP - 10 ER). During that span, allowed 49 hits and struck out 39 batters.

- 1989 — CHUCK FINLEY** (May): Posted a 4-0 record and 1.37 ERA with three complete games and one shutout.
- 1988 — CHILL DAVIS** (July): Finished with a .376 average (35/93), including 19 runs scored, seven doubles, seven home runs and 25 RBI.
- 1987 — BRIAN DOWNING** (April): Finished with a .352 average (31/88), nine home runs and 22 RBI. Also recorded a .472 on-base percentage, scored 19 runs, had seven doubles and walked 18 times. His nine home runs established a personal-best for a month, while the 22 RBI were the most since recording a career-high 25 in Aug., 1985.
- 1986 — MIKE WITT** (August): Posted a 5-0 record and 0.21 ERA (43 IP - 1 ER). Struck out 23 while allowing only 17 hits. Opponents hit just .110 (17/155) against him.
- DOUG DECINCES** (August): Hit .337 (32/95) with nine home runs and 25 RBI. He scored 16 runs and added 12 base on balls while recording a .684 slugging percentage and .407 on base percentage.
- 1983 — ROD CAREW** (May): Hit .438 (39/89) with 14 runs and 12 multiple-hit games, including two four-hit and six three-hit efforts.
- 1982 — GEOFF ZAHN** (April): Finished 4-0 with three complete games, two shutouts and a 1.05 ERA (42.2 IP-5 ER) in five starts.
- DOUG DECINCES** (August): Hit .392 (38/97) with 11 home runs and 28 RBI. He scored 21 runs, had an on-base percentage of .459 and an .825 slugging percentage.
- 1980 — ROD CAREW** (June): Batted .389 with 13 doubles and 16 RBI.
- 1979 — DON BAYLOR** (May): Drove in 23 runs and scored 21. Hit .354 with seven HRs.
- DON BAYLOR** (July): Set club record for month with 34 runs batted in. Hit .349 with 11 HRs for 79 total bases.
- 1978 — FRANK TANANA** (April): First major league hurler to win five games in 1978. Was 5-0 with a 2.45 ERA and 17 strikeouts for the month.
- 1977 — FRANK TANANA** (May): Season's first major league to win eight. Completed all six May starts with 50 strikeouts in 52 innings.
- 1976 — NOLAN RYAN** (September): Had 6-1 record with six complete games. He fanned 75 for the month including 18 in one game. Had a 1.33 ERA with three shutouts.
- FRANK TANANA** (September): Had a 5-1 record with a 1.27 ERA with 62 strikeouts. Allowed one run in 21 innings pitched against Oakland.

ANGELS ALL-STAR GAME SELECTIONS

- 1961** — Ryne Duren, first game; Ken McBride, both games.
- 1962** — Leon Wagner★, Billy Moran★, Lee Thomas, both games; Bill Rigney (coach), Ken McBride, second game.
- 1963** — Ken McBride★, Leon Wagner★, Albie Pearson★.
- 1964** — Dean Chance★, Jim Fregosi★
- 1965** — Bob Lee.
- 1966** — Bobby Knoop★, Jim Fregosi.
- 1967** — Jim McGlothlin, Don Mincher, Jim Fregosi, Bill Rigney (coach).
- 1968** — Jim Fregosi★.
- 1969** — Jim Fregosi.
- 1970** — Sandy Alomar, Jim Fregosi, Alex Johnson, Clyde Wright, Lefty Phillips (coach).
- 1971** — Andy Messersmith.
- 1972** — Nolan Ryan.
- 1973** — Nolan Ryan, Bill Singer.
- 1974** — Dave Chalk, Frank Robinson, Dick Williams (manager), Whitey Herzog (coach), Freddie Federico (trainer).
- 1975** — Dave Chalk, Nolan Ryan.
- 1976** — Frank Tanana.
- 1977** — Frank Tanana (replaced Dave LaRoche, who replaced Nolan Ryan).
- 1978** — Frank Tanana.
- 1979** — Rod Carew, Bobby Grich, Brian Downing, Don Baylor★, Nolan Ryan★, Mark Clear.
- 1980** — Rod Carew★, Bobby Grich, Bob Clear (coach).
- 1981** — Rod Carew★, Fred Lynn, Rick Burleson, Ken Forsch, Jimmie Reese (coach).
- 1982** — Rod Carew★, Reggie Jackson★, Fred Lynn★, Bobby Grich★.
- 1983** — Rod Carew★, Reggie Jackson★, Fred Lynn★, Doug DeCinces, Bob Boone.
- 1984** — Rod Carew★, Reggie Jackson★, Rick Smith (trainer).
- 1985** — Donnie Moore.
- 1986** — Wally Joyner★, Mike Witt.
- 1987** — Mike Witt.
- 1988** — Johnny Ray.
- 1989** — Chuck Finley, Devon White, Doug Rader (coach), Marcel Lachemann (coach), Rick Smith (trainer).
- 1990** — Chuck Finley, Lance Parrish.
- 1991** — Bryan Harvey, Mark Langston.
- 1992** — Mark Langston, Jimmie Reese (honorary captain), Rick Turner (bullpen catcher), Ned Bergett (trainer).
- 1993** — Mark Langston★.
- 1994** — Chili Davis.
- 1995** — Gary DiSarcina, Jim Edmonds, Chuck Finley, Lee Smith.

- 1996** — Chuck Finley, Troy Percival.
- 1997** — Jason Dickson, Rick Smith (trainer).
- 1998** — Darin Erstad, Troy Percival.
- 1999** — Troy Percival.
- 2000** — Darin Erstad, Troy Glaus.
- 2001** — Troy Glaus, Troy Percival.
- 2002** — Garret Anderson, Mike Scioscia (coach), Ned Bergett (trainer).
- 2003** — Garret Anderson★, Troy Glaus★, Brendan Donnelly, Mike Scioscia (manager), Joe Maddon (coach), Buddy Black (coach), Mickey Hatcher (coach), Ron Roenicke (coach), Alfredo Griffin (coach), Orlando Mercado (coach).
- 2004** — Vladimir Guerrero★, Francisco Rodriguez, Ned Bergett (trainer).
- 2005** — Garret Anderson, Bartolo Colon, Vladimir Guerrero★.
- 2006** — Vladimir Guerrero★.
- 2007** — Vladimir Guerrero★, Francisco Rodriguez, John Lackey.
- 2008** — Joe Saunders, Ervin Santana, Francisco Rodriguez.
- 2009** — Brian Fuentes, Torii Hunter, Chone Figgins.
- 2010** — Torii Hunter, Jered Weaver, Mike Scioscia (coach), Ned Bergett (trainer)

★ Started game.



2010 All Stars



Bobby Grich, Jim Fregosi, Don Baylor, Rod Carew, Nolan Ryan, Jimmie Reese, Brian Downing and Chuck Finley are the first eight inductees into the Angels' Hall of Fame.

Grich, who retired following the American League Championship Series against Boston in 1986, was inducted Feb. 3, 1988. He is one of only two Angels (Brian Downing being the other) to participate in each of the club's three Western Division titles.



Grich officially became an Angel Nov. 24, 1976. The native of Muskegon, MI concluded his Angels career with a .269 average in 1,222 games including 154 home runs and 557 RBI. During his career, Grich compiled the following overall numbers: .266 average, 2,008 games, 6,890 at-bats, 1,033 runs, 1,833 hits, 224 home runs and 864 RBI.

One of California's most popular players, Grich became only the second player in club history to play 1,000 games-or-more (1,098) at one position, joining Fregosi who totaled 1,367 appearances at shortstop. Grich's .997 fielding percentage in 1985 established a major league record for second basemen.

On the date of his induction, Grich ranked among the top three on several Angels all-time lists, including games (third), at-bats (third - 4,100), runs (third - 601), home runs (second), runs batted in (second), extra-base hits (third - 357), hits (third - 1,103), doubles (third - 183) and total bases (third - 1,788).

In 1981, Grich recorded a career-high .304 average and tied Dwight Evans, Tony Armas and Eddie Murray for the A.L. home run derby (22 each). The feat made him the first second baseman to lead the league in home runs since Nap Lajoie of Philadelphia totaled 14 in 1901. He also became the first A.L. second baseman to lead in slugging since George Stirnweiss with the Yankees in 1945 (.476). During the '81 campaign, Grich compiled a career-best 21-game hitting streak (May 21-Aug. 19), the third longest in club annals.

In 1980, Grich was co-winner of the Owner's Trophy, symbolic of the club's Most Valuable Player as selected by the players.



Fregosi, a six-time Angels All-Star, was inducted May 17, 1989. He appeared with the Angels from 1961-71 as a player and then managed the club from June 1, 1978 through May 28, 1981. Fregosi guided the club to an 87-75 finish in 1978 and a second place tie prior to the memorable 1979 season when the Angels captured their first-ever Western Division title at 88-74. For his efforts, Fregosi was runner-up in balloting by the Associated Press for A.L. Manager of the Year. He finished with a 237-248 record managing the Angels (.489).

As a player, Fregosi's career spanned 18 major league seasons during which he registered a .265 lifetime average. He was originally acquired by the Angels Dec. 14, 1960 in the expansion draft from the Boston Red Sox.

Fregosi was voted the Angels Owner's Trophy three times and was a Gold Glove recipient in 1964.


At the time of his induction, Fregosi led on California's all-time lists in the following categories: games (1,429), at-bats (5,244), hits (1,408) and triples (70). In addition, he also ranked second in runs (691), doubles (219), extra-base hits (404) and total bases (2,112).

Baylor, the first Angel to win the American League Most Valuable Player Award in 1979, was inducted on May 26, 1990. He appeared with the Angels from 1977-82. He was a member of the Angels first two Western Division Championships in 1979 and 1982. During his '79 MVP season, Baylor compiled a .296 average with 36 home runs and a league-leading 139 RBI. He also led the league in games played (162) and runs scored (120). His marks in games played, runs scored, RBI and total bases that season set club single-season records. In the '82 American League Championship Series, he hit .294 with a grand slam and series-high 10 RBI.

Baylor's career spanned 19 Major League seasons during which he registered a .260 lifetime average and 338 home runs. He was originally acquired by the Angels Nov. 16, 1976 as a free agent. With the Angels, he averaged 23 home runs and 87 RBI, while batting .262 in six seasons.

Baylor was voted the Owner's Trophy twice (1978 & 1979) and earned All-Star recognition as an outfielder in '79.

Upon his induction, Baylor ranked on California's All-Time list in the following categories: third in home runs (141), fourth in at-bats (3,105), runs (481), RBI (523) and total bases (1,390). In addition, he also ranked fifth in extra base hits (288), hits (813), doubles (140, tied with Carew) and stolen bases (89).




Carew was the 16th player in major league history to collect 3,000 hits (Aug. 4, 1985 vs. Minnesota). He was inducted into the Angels Hall of Fame, Aug. 6, 1991 and the Baseball Hall of Fame in Cooperstown, NY, July 21, 1991.

Carew appeared with the Angels from 1979-85. He was a member of California's first two Western Division Championship teams in 1979 and 1982. His finest season was 1983, when he established a then club record for batting average at .339.

Carew's career spanned 19 major league seasons, the first 12 with Minnesota. He won seven batting titles (1969, 1972-75, 1977-78) and the American League Most Valuable Player Award in 1977 when he hit .388 with 239 hits and 128 runs scored.

Carew was named "Rookie of the Year" by the BBWAA in 1967 and selected to the A.L. All-Star team 18 times (1967-84). He is the only Angel to start in five Mid-Summer Classics.

Originally acquired by the Angels from Minnesota, Feb. 3, 1979, Carew ranked 38th on baseball's All-Time lists in average (.328), tied for 35th in games (2,469), 31st in at-bats (9,315), 13th in hits (3,053) and sixth in singles (2,404) at the time of his induction. On the Angels' All-Time lists, he still ranks first in career average (.314).



Ryan was named to eight All-Star teams (five with California) and appeared in five games, including as starting pitcher for the American League in 1979 in Seattle. He pitched two scoreless relief innings to win the 1989 game in Anaheim, becoming the oldest pitcher to win an All-Star game. Ryan was inducted into the Baseball Hall of Fame, July 25, 1999.

Reese, whose 23 years in an Angels uniform is second longest in club history (Bobby Knoop - 24), was inducted on Aug. 2, 1995.

A former roommate of Babe Ruth, Reese began his career as a batboy for the Los Angeles Angels of the Pacific Coast League in 1917. He broke into baseball seven years later as a second baseman for the minor league Oakland Oaks.

Reese played one more year in the majors (1932 with St. Louis) before returning to the Pacific Coast League in 1933. In three major league seasons, he hit .278, including a .345 mark in a reserve role for the Yankees in 1930.

Reese played 12 seasons in the PCL (Oakland, 1924-29; Los Angeles, 1933-36 and San Diego, 1937-38) and was honored as all-time second baseman of the league. He set a career fielding record for total chances with 9,890 and led the PCL in fielding three times (1927, 1929 & 1934).


On March 30, 1972, Reese joined the California Angels coaching staff. During his 23 years, he built a reputation for being the most prolific fungo hitter in baseball. In 1989, Reese was selected by the late Commissioner Bart Giamatti to throw out the ceremonial first pitch for the 60th All-Star Game at Anaheim Stadium. In 1992, he was named honorary captain of the American League All-Stars at the contest in San Diego. Jimmie Reese passed away on July 13, 1994 at the age of 92.

Ryan, who became the 20th pitcher in major league history to win 300 games (July 31, 1990 at Milwaukee) and owns a major league record seven no-hitters and 5,714 strikeouts was inducted and had his uniform No. 30 retired, June 16, 1992.

Ryan appeared with the Angels from 1972-79, compiling a 138-121 record and 3.06 ERA in 291 games. Ryan tossed four of his no-hitters with the Angels and holds or shares several club records, including complete games (156), shutouts (40) and strikeouts (2,416). In 1977, he was selected "A.L. Pitcher of the Year" by *The Sporting News* and named to its All-Star team. In 1973, Ryan established a major league record for strikeouts in a single season with 383. He was originally acquired by California from the New York Mets, Dec. 10, 1971, along with pitcher Don Rose, outfielder Leroy Stanton and catcher Francisco Estrada in exchange for Jim Fregosi.

Ryan's career spanned 27 seasons, the most in major league history. He began his career with the New York Mets, posting a 29-38 record and 3.58 ERA in 105 games (74 starts) from 1966-71. Following eight seasons with California, he appeared with the Houston Astros from 1980-88, compiling a 106-94 mark and 3.13 ERA in 282 starts. He joined the Texas Rangers in 1989 and finished 51-39 with a 3.43 ERA in five seasons.

Did You Know? Nolan Ryan appeared in 291 career games with the Angels. Of those 291 games, 156 (54%) were complete game efforts.





Downing, who served 13 years in an Angel uniform, left the club as the all-time leader in almost every major offensive category. He is one of only two Angels (Bobby Grich being the other) to participate in each of the club's first three Western Division titles. He was inducted into the Angels Hall of Fame on August 27, 2009.

Downing was originally acquired by California, December 5, 1977, along with Dave Frost and Chris Knapp from the White Sox in exchange for Bobby Bonds, Thad Bosley and Richard Dotson. The Anaheim, CA native helped lead the Angels to their first Western Division title in 1979 batting a career-high .326 with 12 home runs and 75 RBI. His stellar performance earned him an All-Star selection.

During his 20-year career, Downing registered a .267 average in 2,344 games with 2,099 hits, 1188 runs, 275 home runs and 1,073 RBI.

After 13 seasons, Downing topped many Angels' all-time lists with 1,661 games, 5,854 at-bats, 889 runs, 1,588 hits, 2,580 total bases, 282 doubles, 222 home runs, 846 runs batted in and 866 walks.

In 1984, Downing was co-winner of the Owner's Trophy, symbolic of the club's Most Valuable Player as voted by the players.

Finley, the Angels' all-time leader in wins with 165, was inducted into the Angels Hall of Fame on August 27, 2009.

The four-time All-Star was originally drafted by the Angels in the first round (fourth overall pick) in the 1985 draft. He saw his first big league action the following season, joining the club for their memorable 1986 Western Division title run.

The West Monroe, LA native's career spanned 17 seasons in which he compiled a 200-173 record and a 3.85 ERA in 524 games.

On the date of his induction, he topped the Angels all-time list with 165 wins, 379 starts and 2,675 innings pitched while finishing second behind Nolan Ryan with 2,151 strikeouts and fourth with 57 complete games.

In a dominating three-year period from 1989-91, Finley posted a 52-27 record with a 2.93 ERA in 95 starts. In 1990, he enjoyed a career-year in which he took home the Owner's Trophy, going 18-9 with a 2.40 ERA, the third-lowest single season ERA in club history.

When he retired in 2002, Finley was one of only 25 pitchers in Major League history to record over 2,500 strikeouts.





**HOME of
ANGELS BASEBALL**

M 830

MAJOR LEAGUE BASEBALL



Torii Hunter





MAJOR LEAGUE BASEBALL



NATIONAL BASEBALL HALL OF FAME AND MUSEUM

25 Main Street, Cooperstown, New York 13326

Phone: (607) 547-7200 Fax: (607) 547-2044

Public Relations: (607) 547-0215

e-mail address: info@baseballhalloffame.org

Web site: baseballhall.org

Summer Hours: Memorial Day Weekend - Labor Day Weekend: 9 a.m. to 9 p.m.

Regular Hours: 9 a.m. to 5 p.m.

Holiday Closings: Thanksgiving Day, Christmas Day, and New Year's Day.

DIRECTORY: Jane Forbes Clark (Chairman), Joe Morgan (Vice Chairman), Jeff Idelson (President), Bill Haase (Senior Vice President), Sean Gahagan (Vice President, Retail Marketing & Licensing), Erik Strohl (Senior Director of Exhibitions and Collections), Ken Meffert (Senior Director, Development), Brad Horn (Senior Director, Communications & Education), Jim Gates (Librarian), Tim Wiles (Research Director)

COMMUNICATIONS CONTACTS: Craig Muder (Comm. Director), Jackie Brown (Comm. Associate)

HALL OF FAME WEEKEND 2011: July 22-25

Inductees: Roberto Alomar, Bert Blyleven & Pat Gillick

Awards: Sat. July 23, 4:30 p.m. ET, Doubleday Field

Induction: Sun. July 24, 1:30 p.m. ET, Clark Sports Center

HALL OF FAME CLASSIC 2011: June 18-19

Golf tournament & other events all weekend

Game: Sun. June 19, 2 p.m., Doubleday Field;

For more information, visit baseballhall.org

ANGELS IN THE HALL OF FAME

Twelve members of the National Baseball Hall of Fame have worn an Angels uniform, including 2011 BBWAA electee Bert Blyleven, who played for the team in 1989, 1990 and 1992. The other 11 are Rod Carew, Rickey Henderson, Whitey Herzog, Reggie Jackson, Eddie Murray, Frank Robinson, Nolan Ryan, Don Sutton, Hoyt Wilhelm, Dick Williams and Dave Winfield. For more information on Los Angeles/California/Anaheim/Los Angeles Angels of Anaheim in the Hall of Fame, visit the "Hall of Famers" team pages at www.baseballhall.org.

NOTABLE ANGELS ARTIFACTS IN COOPERSTOWN

- Bat used by Bobby Abreu on Sept. 19, 2010 to hit his 20th home run of the season, marking the ninth time he has posted a 20-home run/20-stolen base season.
- Hank Conger's bat from his MVP performance in the July 11, 2010 Futures Game.
- Ball signed by Jeff and Jered Weaver on June 20, 2009 during Dodgers-Angels game started by them, the 21st brother-brother matchup in history.
- Balls from Francisco Rodriguez's 50th, 57th and record 58th save along with a jersey which set the new single season saves mark, on Sept. 13, 2008.
- Ball from Chone Figgins' 6-for-6 performance on June 18, 2007.
- Bat used by Garret Anderson on Aug. 21, 2007, when he amassed 10 RBI against the Yankees.
- Cap, ball and lineup cards from Troy Percival's 300th save on July 28, 2004.
- Batting helmet worn by 2003 All-Star Game MVP Garret Anderson.
- Angels sombrero worn by Mike Scioscia at the 2003 press conference introducing new owner Arte Moreno, the first Hispanic to own a major sports franchise in the United States.
- Cap worn by John Lackey to win Game 7 of the 2002 Series.
- Cap worn by rookie Francisco Rodriguez, during his Game 2 victory of the 2002 World Series.
- Bat used by Adam Kennedy to hit three home runs in the clinching Game 5 of the 2002 ALCS.
- Cap worn by Angels' Shigetoshi Hasegawa in 1997, when he earned the first win by a Japanese pitcher in American League history.
- Bat and ball used by Garret Anderson to hit the 124th grand slam of the 1996 season, establishing a major league baseball single-season record.
- Entire uniform worn by Rod Carew on Aug. 4, 1985, when he achieved his 3,000th career hit.
- Baseball from Mike Witt's perfect game thrown on Sept. 30, 1984.
- Helmet worn by Reggie Jackson when he hit his 500th career home run on Sept. 17, 1984.
- Balls and caps from all four Nolan Ryan no-hitters thrown for the Angels: (1973 (2), 1974, 1975).

**Bobby
Abreu's bat.**



A LOOK AHEAD TO 2012

Ballots for the 2012 Hall of Fame/BBWAA election will be distributed in early December with results from the voting scheduled to be announced in January 2012. A partial list of first-year candidates for election include: David Bell, Jeremy Burnitz, Vinny Castilla, Scott Erickson, Javy Lopez, Bill Mueller, Terry Mulholland, Brad Radke, Tim Salmon, Ruben Sierra and Bernie Williams. Historical voting data from all past BBWAA elections can be accessed at www.baseballhall.org or by contacting the Hall of Fame Public Relations department.

CONNECT TO COOPERSTOWN

- For up-to-the-minute news from Cooperstown, visit at www.baseballhall.org. Stay up-to-date on all the activity at the Hall of Fame's official site and through social networking on Facebook, LinkedIn, Twitter and YouTube.
- If you would like to receive interesting stories and timely news items direct from the Hall of Fame and get the inside track on the latest happenings in Cooperstown, sign up for *Inside Pitch*. There's no cost to receive our weekly electronic newsletter in your e-mail box at home or work and it's easy to enroll: Just log on to www.hofclubhouse.com.
- If you have an interest in receiving *Around The Horn*, the Hall's monthly media newsletter, please send an e-mail to info@baseballhalloffame.org. Be sure to include your name, name of organization and e-mail address.

RESEARCH ASSISTANCE

The Hall of Fame is pleased to provide assistance in baseball research and members of the media are encouraged to utilize this valuable baseball resource whenever necessary by calling the Public Relations department at (607) 547-0215, or the Library Reference desk at (607) 547-0330.





Bud Selig

MAJOR LEAGUE BASEBALL

**245 PARK AVENUE
NEW YORK, NY 10167
(212) 931-7800
FAX: (212) 949-5654
WWW.MLB.COM**



OFFICE OF THE COMMISSIONER

Allan H. (Bud) Selig Commissioner of Baseball
Tim Brosnan Executive Vice President, Business
Rob Manfred Executive Vice President, Labor Relations & Human Resources
Jonathan Mariner Executive Vice President, Finance
John McHale, Jr. Executive Vice President, Administration & Chief Information Officer and
Interim EVP, Baseball Operations
Jimmie Lee Solomon Executive Vice President, Baseball Development

BROADCASTING

Chris Tully Senior Vice President, Broadcasting
Bernadette McDonald Vice President, Broadcasting Operations
Susanne Hilgefort Senior Director, Distribution Development
Chuck Torres Director, Broadcasting Administration and Operations

CLUB RELATIONS

Katy Feeney Senior Vice President, Scheduling & Club Relations
Phyllis Merhige Senior Vice President, Club Relations

PUBLIC RELATIONS

(212) 931-7878; FAX (212) 949-5654

Patrick Courtney Senior Vice President, Public Relations
Matt Bourne Vice President, Business Public Relations
John Blundell Director, Media Relations
Mike Teevan Manager, Media Relations
Jeff Heckelman Manager, Business Public Relations
Daniel Queen Manager, Business Public Relations
Donald Muller Specialist, Media Relations
Steven Arocho Specialist, Business Public Relations
Lauren Verussio Specialist, Business Public Relations
Sarah Leer Coordinator, Business Public Relations
Heather Flock Senior Administrative Assistant
Raquel Ramos Administrative Assistant

BASEBALL OPERATIONS

Frank Robinson Senior Vice President, Major League Operations
Joe Garagiola, Jr. Senior Vice President, Baseball Operations
Ed Burns Vice President, Baseball Operations & Administration
Lou Melendez Vice President, International Baseball Operations
Mike Port Vice President, Umpiring
Roy Krasik Senior Director, Major League Operations
Frank Marcos Senior Director, MLB Scouting
Tom Lepperd Director, Umpire Administration
Jeff Pfeifer Manager, Baseball Operations



BALTIMORE ORIOLES

Oriole Park at Camden Yards
333 West Camden St.
Baltimore, MD 21201
(410) 685-9800
Seating Capacity: 45,971
2010 Record:
66-96- 5th in East

Field Manager Buck Showalter
Named:..July 29, 2010, replacing Dave Trembley
Home Clubhouse Operations. Jim Tyler
Visiting Clubhouse Operations Fred Tyler



CLUB DIRECTORY

Chairman of the Board/CEOPeter Angelos
President of Baseball Operations Andy MacPhail
Director of Public Relations Monica Barlow
Coordinator, Team Travel Kevin Buck

ALL-TIME SERIES RESULTS

(Angels Listed First)

Year	Home	Road	Totals	Year	Home	Road	Totals	Year	Home	Road	Totals
1961	4-6	6-2	10-8	1978	3-2	3-2	6-4	1995	2-5	2-4	4-97
1962	7-2	3-6	10-8	1979	2-4	1-5	3-9	1996	3-3	3-3	6-6
1963	6-3	3-6	9-9	1980	0-6	2-4	2-10	1997	3-2	1-5	4-7
1964	4-5	3-6	7-11	1981	3-3	3-3	6-6	1998	3-3	2-3	5-6
1965	3-5	2-8	5-13	1982	2-4	3-3	5-7	1999	1-5	2-4	3-9
1966	3-6	3-6	6-12	1983	3-3	2-4	6-6	2000	3-3	4-2	7-5
1967	7-4	4-2	11-6	1984	3-3	1-5	4-8	2001	1-2	3-3	4-5
1968	4-5	4-5	8-10	1985	3-3	2-4	5-7	2002	4-2	3-0	7-2
1969	3-3	3-3	6-6	1986	4-2	2-4	6-6	2003	1-2	0-6	1-8
1970	3-3	2-4	5-7	1987	1-5	2-4	3-9	2004	4-2	2-1	6-3
1971	3-3	2-4	5-7	1988	4-2	3-3	7-5	2005	2-1	2-1	4-2
1972	4-2	2-4	6-6	1989	4-2	2-4	6-6	2006	5-1	1-3	6-4
1973	3-3	3-3	6-6	1990	3-3	2-4	5-7	2007	3-1	4-2	7-3
1974	3-3	2-4	5-7	1991	3-3	3-3	6-6	2008	4-2	2-1	6-3
1975	2-4	4-2	6-6	1992	2-4	2-4	4-8	2009	3-1	5-1	8-2
1976	2-4	2-4	6-6	1993	3-3	2-4	5-7	2010	0-3	0-3	0-6
1977	5-0	1-5	6-5	1994	1-5	3-3	4-8	Totals	152-156		275-335

123-179

WON-LOST RECORDS AT STADIUMS

Wrigley Field	4-6	.400	Memorial Stadium	80-126	.388
Dodger Stadium	20-15	.571	Camden Yards	43-53	.448
Anaheim Stadium	94-107	.468			
Angel Stadium	34- 28	.548			

Most Runs, Game
By Angels — 18 (18-6, September 12, 2007 at Camden Yards)
By Baltimore — 17 (17-3, August 26, 1985 at Anaheim Stadium)

Widest Margin Victory
By Angels — 13 Runs (13-0, August 25, 1996 at Camden Yards)
By Baltimore — 14 Runs (17-3, August 26, 1985 at Anaheim Stadium)

Longest Winning Streak
By Angels — 6 (September 2, 1972 to May 5, 1973)
By Baltimore — 12 (July 19, 1979★ to August 28, 1980)
★Second game of two-night doubleheader

Attendance High
At Angel Stadium: 44,027, August 5, 2008
At Anaheim Stadium: 63,073, April 23, 1983
At Camden Yards: 48,544, July 24, 1999



BOSTON RED SOX

Fenway Park
4 Yawkey Way
Boston, MA 02215
(617) 226-6000
Seating Capacity: 36,108
2010 Record:
89-73 - 3rd in East

Field Manager Terry Francona
Named: . . . Dec. 4, 2003, replacing Grady Little
Equipment Manager Joe Cochran
Visiting Clubhouse Manager . . . Tom McLaughlin



CLUB DIRECTORY

Chairman Tom Werner
Vice Chairmen David Ginsberg, Phillip Morse
General Manager Theo Epstein
Director of Media Relations Pam Ganley
Traveling Secretary Jack McCormick

ALL-TIME SERIES RESULTS

(Angels Listed First)											
Year	Home	Road	Totals	Year	Home	Road	Totals	Year	Home	Road	Totals
1961	5-4	2-7	7-11	1978	2-4	0-5	2-9	1995	1-6	2-5	3-11
1962	4-5	8-1	12-6	1979	4-2	3-3	7-5	1996	2-4	2-4	4-8
1963	5-4	3-5	8-9	1980	0-6	3-3	3-9	1997	3-2	3-3	6-5
1964	7-2	2-7	9-9	1981	3-0	1-2	4-2	1998	3-3	3-2	6-5
1965	8-1	5-4	13-5	1982	2-4	3-3	5-7	1999	1-3	0-6	1-9
1966	5-4	4-5	9-9	1983	2-4	4-2	6-6	2000	4-2	1-2	5-4
1967	7-2	1-8	8-10	1984	1-5	2-4	3-9	2001	1-3	3-0	4-3
1968	5-4	4-5	9-9	1985	5-1	2-4	7-5	2002	1-2	2-2	3-4
1969	2-4	2-4	4-8	1986	4-2	3-3	7-5	2003	1-2	2-4	3-6
1970	4-2	3-3	7-5	1987	5-1	3-3	8-4	2004	4-2	0-3	4-5
1971	3-3	3-3	6-6	1988	2-4	2-4	4-8	2005	2-2	2-4	4-6
1972	3-3	1-5	4-8	1989	5-1	3-3	8-4	2006	1-2	2-1	3-3
1973	3-3	2-4	5-7	1990	2-4	3-3	5-7	2007	2-1	2-5	4-6
1974	3-3	5-1	8-4	1991	6-0	2-4	8-4	2008	3-0	5-1	8-1
1975	3-3	3-3	6-6	1992	1-5	3-3	4-8	2009	4-2	1-2	5-4
1976	3-3	2-4	5-7	1993	5-1	0-6	5-7	2010	0-3	1-6	1-9
1977	1-4	2-3	3-7	1994	3-3	2-4	5-7	Totals	156-137		278-318
122-181											



CHICAGO WHITE SOX

U.S. Cellular Field
333 W. 35th Street
Chicago, IL 60616
(312) 674-1000
Seating Capacity: 40,615
2010 Record:
88-74 - 2nd in Central

Field Manager Ozzie Guillen
Named: . . . Nov. 3, 2003, replacing Jerry Manuel
Equipment Manager Vince Fresso
Visiting Clubhouse Manager Gabe Morell



CLUB DIRECTORY

Chairman, Board of Directors Jerry M. Reinsdorf
Senior Vice President/General Manager Ken Williams
Assistant General Manager Rick Hahn
Vice President of Communications Scott Reifert
Director of Media Relations Bob Beghtol
Director of Team Travel Ed Cassin

ALL-TIME SERIES RESULTS

(Angels Listed First)

Year	Home	Road	Totals	Year	Home	Road	Totals	Year	Home	Road	Totals
1961	6-3	2-7	8-10	1978	5-2	3-5	8-7	1995	5-1	5-1	10-2
1962	3-6	5-4	8-10	1979	6-1	3-3	9-4	1996	5-1	1-5	6-6
1963	4-5	4-5	8-10	1980	0-6	3-4	3-10	1997	5-1	1-4	6-5
1964	4-5	4-5	8-10	1981	3-4	3-3	6-7	1998	3-3	2-3	5-6
1965	6-3	0-9	6-12	1982	3-3	5-2	8-5	1999	4-2	1-3	5-5
1966	3-6	5-4	8-10	1983	2-5	1-5	3-10	2000	2-2	2-4	4-6
1967	5-4	2-7	7-11	1984	5-1	3-4	8-5	2001	5-1	1-2	6-3
1968	2-7	6-3	8-10	1985	3-4	5-1	8-5	2002	3-0	3-3	6-3
1969	5-4	4-5	9-9	1986	3-3	4-3	7-6	2003	3-1	0-3	3-4
1970	7-2	5-4	12-6	1987	5-2	3-3	8-5	2004	2-1	3-3	5-4
1971	3-6	5-4	8-10	1988	4-2	5-2	9-4	2005	2-2	4-2	6-4
1972	5-4	2-7	7-11	1989	4-3	4-2	8-5	2006	1-5	2-1	3-6
1973	6-3	2-7	8-10	1990	4-3	1-5	5-8	2007	1-2	3-3	4-5
1974	5-4	5-4	10-8	1991	4-3	4-2	8-5	2008	2-2	3-3	5-5
1975	4-5	5-4	9-9	1992	1-5	2-5	3-10	2009	3-3	1-2	4-5
1976	5-4	6-3	11-7	1993	3-4	4-2	7-6	2010	0-3	2-4	2-7
1977	5-3	3-4	8-7	1994	2-4	3-1	5-5	Totals	181-159		336-343

155-184

WON-LOST RECORDS AT STADIUMS

Wrigley Field	6-3	.667	★County Stadium	1-1	.500
Dodger Stadium	17-19	.472	Old Comiskey Park	107-127	.457
Anaheim Stadium	127-110	.536	U.S. Cellular Field	47-56	.456
Angel Stadium	31-27	.534			

★Angels defeated White Sox, 4-2, May 15, 1968 and lost, 7-1, April 23, 1969

Most Runs, Game
By Angels — 19 (19-0, May 10, 2002 at Angel Stadium)
By Chicago — 17 (17-2, May 31, 1978 at Comiskey Park & 17-3, May 25, 2009 at Angel Stadium)

Widest Margin Victory
By Angels — 19 Runs (19-0, May 10, 2002 at Angel Stadium)
By Chicago — 15 Runs (17-2, May 31, 1978 at Comiskey Park)

Longest Winning Streak
By Angels — 8 (May 19-August 15, 1995)
By Chicago — 10 (Sept. 26, 1980-May 30, 1981)

Attendance High
At Angel Stadium: 44,135, April 30, 2006
At Anaheim Stadium: 49,567, June 20, 1982
At New Comiskey Park: 42,535, August 7, 1993
At U.S. Cellular Field: 38,685, May 30, 2005



CLEVELAND INDIANS

Progressive Field
2401 Ontario Street
Cleveland, OH 44115
(216) 420-4200
Seating Capacity: 43,441
2010 Record:
69-93 - 4th in Central

Field Manager Manny Acta
Named: . . . Oct. 25, 2009, replacing Eric Wedge
Clubhouse Manager Tony Amato
Visiting Clubhouse Manager William Jenks



CLUB DIRECTORY

Owner Lawrence J. Dolan
Chairman / CEO Paul J. Dolan
President Mark Shapiro
Vice President, Scouting Operations John Mirabelli
Executive VP, General Manager Chris Antonetti
Vice President of Public Relations Bob DiBascio
Director of Media Relations Bart Swain
Director of Team Travel Mike Seghi

ALL-TIME SERIES RESULTS

(Angels Listed First)											
Year	Home	Road	Totals	Year	Home	Road	Totals	Year	Home	Road	Totals
1961	5-4	3-6	8-10	1978	4-1	2-3	6-4	1995	2-1	1-1	3-2
1962	4-5	5-4	9-9	1979	2-4	4-2	6-6	1996	3-3	1-6	4-9
1963	4-5	4-5	8-10	1980	3-3	1-3	4-6	1997	2-3	5-1	7-4
1964	5-4	4-5	9-9	1981	5-1	2-4	7-5	1998	2-4	2-3	4-7
1965	6-3	3-6	9-9	1982	5-1	3-3	8-4	1999	1-5	0-4	1-9
1966	6-3	4-5	10-8	1983	3-3	5-1	8-4	2000	2-1	1-5	3-6
1967	7-2	7-2	14-4	1984	3-3	5-1	8-4	2001	1-2	4-2	5-4
1968	2-7	5-4	7-11	1985	5-1	3-3	8-4	2002	3-3	3-0	6-3
1969	5-1	3-3	8-4	1986	3-4	3-2	6-6	2003	3-0	3-3	6-3
1970	4-2	2-4	6-6	1987	4-2	3-3	7-5	2004	1-5	3-0	4-5
1971	4-2	4-2	8-4	1988	3-3	5-1	8-4	2005	3-2	2-1	5-3
1972	4-2	4-2	8-4	1989	4-2	1-5	5-7	2006	2-1	3-3	5-4
1973	2-4	3-3	5-7	1990	3-3	4-2	7-5	2007	4-3	1-2	5-5
1974	0-6	3-3	3-9	1991	2-4	5-1	7-5	2008	4-2	1-2	5-4
1975	0-6	3-3	3-9	1992	3-3	3-3	6-6	2009	2-1	2-1	4-2
1976	5-1	2-4	7-5	1993	4-2	1-5	5-7	2010	3-3	1-2	4-5
1977	3-2	3-2	6-4	1994	0-3	0-2	0-5	Totals	160-141		305-284
145-143											



DETROIT TIGERS

Comerica Park
2100 Woodward Avenue
Detroit, MI 48201
(313) 962-4000
Seating Capacity: 41,255
2010 Record:
81-81 – 3rd in Central

Field Manager Jim Leyland
Named: ... Oct. 4, 2005, replacing Alan Trammell
Clubhouse Manager Jim Schminkel
Asst. Manager, Visiting Clubhouse .. John Nelson



CLUB DIRECTORY

Owner: Michael Ilitch
President/General Manager/C.E.O. David Dombroski
Vice President/Asst. General Manager Al Avila
Director, Baseball Media Relations Brian Britten
Traveling Secretary Bill Brown

ALL-TIME SERIES RESULTS

				(Angels Listed First)							
Year	Home	Road	Totals	Year	Home	Road	Totals	Year	Home	Road	Totals
1961	3-6	1-8	4-14	1978	1-4	3-3	4-7	1995	2-2	4-0	6-2
1962	4-5	3-6	7-11	1979	2-4	2-4	4-8	1996	5-1	1-5	6-6
1963	3-6	3-6	6-12	1980	1-5	4-2	5-7	1997	4-1	1-5	5-6
1964	5-4	3-6	8-10	1981	2-1	1-2	3-3	1998	4-1	4-2	8-3
1965	5-4	3-6	8-10	1982	2-4	3-3	5-7	1999	2-2	3-3	5-5
1966	3-6	6-3	9-9	1983	2-4	2-4	4-8	2000	3-3	2-2	5-5
1967	5-4	3-6	8-10	1984	1-5	3-3	4-8	2001	2-1	3-3	5-4
1968	3-6	2-7	5-13	1985	4-2	4-2	8-4	2002	5-1	3-0	8-1
1969	4-2	1-5	5-7	1986	4-2	3-3	7-5	2003	3-0	3-1	6-1
1970	2-4	4-2	6-6	1987	2-4	1-5	3-9	2004	5-1	2-1	7-2
1971	4-2	2-4	6-6	1988	3-3	2-4	5-7	2005	4-3	2-1	6-4
1972	3-3	2-4	5-7	1989	6-0	5-1	11-1	2006	2-1	3-2	5-3
1973	4-2	3-3	7-5	1990	3-3	2-4	5-7	2007	4-1	1-2	5-3
1974	4-2	1-5	5-7	1991	3-3	2-4	5-7	2008	2-1	4-2	6-3
1975	3-3	3-2	6-5	1992	4-2	3-3	7-5	2009	3-3	1-2	4-5
1976	4-2	2-4	6-6	1993	2-4	2-4	4-8	2010	2-2	2-4	4-6
1977	1-4	3-2	4-6	1994	1-3	2-1	3-4	Totals	155-142		283-308
											128-166

WON-LOST RECORDS AT STADIUMS

Wrigley Field	3-6	.333	Tiger Stadium	102-146	.411
Dodger Stadium	17-19	.472	Comerica Park	26-20	.565
Anaheim Stadium	94-97	.492			
Angel Stadium	41-20	.672			

Most Runs, Game: By Angels - 15 (15-1, May 9, 1981 at Anaheim Stadium)
By Detroit - 15 (15-1, June 28, 1966 at Anaheim Stadium & 15-6, July 31, 1980 at Tiger Stadium)

Widest Margin Victory By Angels - 14 Runs (15-1, May 9, 1981 at Anaheim Stadium)
By Detroit - 14 Runs (15-1, June 28, 1966 at Anaheim Stadium)

Longest Winning Streak By Angels - 14 (May 8, 2002-August 23, 2003)
By Detroit - 11 (June 17, 1979-May 30, 1980)

Attendance High At Angel Stadium: 44,042, July 27, 2007
At Anaheim Stadium: 59,502, June 8, 1991
At Tiger Stadium: 52,682, June 14, 1970
At Comerica Park: 42,068, April 26, 2008

KANSAS CITY ROYALS



KANSAS CITY ROYALS

Kauffman Stadium
One Royal Way
Kansas City, MO 64129
(816) 921-8000
Seating Capacity: 37,840
2010 Record:
67-95 - 5th in Central

Field Manager Ned Yost
Named: . . . May 13, 2010, replacing Trey Hillman
Home Clubhouse Manager Pat Gorman
Visiting Clubhouse Manager Chuck Hawke



CLUB DIRECTORY

Chairman/Owner..... David E. Glass
President Dan Glass
Senior Vice President and General Manager..... Dayton Moore
Senior Vice President Baseball Operations..... Kevin Uhlrich
Vice President - Baseball Operations, Assistant GM..... Dean Taylor
Vice President of Communications and Broadcasting .. Mike Swanson
Vice President of Public Relations
Community Affairs and Publicity..... Toby Cook
Director of Media Relations David Holtzman
Senior Director, Team Travel/Clubhouse Operations .. Jeff Davenport

ALL-TIME SERIES RESULTS

(Angels Listed First)											
Year	Home	Road	Totals	Year	Home	Road	Totals	Year	Home	Road	Totals
1969	5-4	4-5	9-9	1983	2-4	4-3	6-7	1997	3-3	3-2	6-5
1970	5-4	5-4	10-8	1984	3-4	3-3	6-7	1998	2-3	4-2	6-5
1971	2-7	6-3	8-10	1985	2-4	2-5	4-9	1999	3-3	4-2	7-5
1972	5-4	4-2	9-6	1986	5-2	3-3	8-5	2000	4-2	2-4	6-6
1973	5-4	5-4	10-8	1987	1-5	4-3	5-8	2001	5-1	0-3	5-4
1974	3-6	5-4	8-10	1988	1-6	4-2	5-8	2002	3-0	3-3	6-3
1975	1-8	3-6	4-14	1989	3-3	1-6	4-9	2003	4-3	2-0	6-3
1976	4-5	4-5	8-10	1990	3-4	4-2	7-6	2004	3-0	4-0	7-0
1977	1-6	5-3	6-9	1991	5-1	4-3	9-4	2005	4-2	3-0	7-2
1978	6-2	3-4	9-6	1992	5-2	3-3	8-5	2006	3-1	4-2	7-3
1979	2-4	5-2	7-6	1993	3-3	3-4	6-7	2007	0-3	2-2	2-5
1980	3-4	2-4	5-8	1994	5-2	1-2	6-4	2008	1-1	2-1	3-2
1981	0-3	0-3	0-6	1995	1-5	4-2	5-7	2009	3-0	6-1	9-1
1982	6-1	1-5	7-6	1996	1-6	3-2	4-8	2010	4-2	3-1	7-3
Totals								130-137	267-257		
137-120											

MINNESOTA TWINS



MINNESOTA TWINS

Target Field
1 Twins Way
Minneapolis, MN 55403
(612) 659-3400
Seating Capacity: 39,500
2010 Record:
94-68 - 1st in Central

Field Manager..... Ron Gardenhire
Named:..... Jan. 4, 2002, replacing Tom Kelly
Equipment Manager..... Rod McCormick
Visiting Clubhouse Manager..... Troy Matchan



CLUB DIRECTORY

Chief Executive Officer Jim Pohlad
President, Twins Sports, Inc. Jerry Bell
President, Minnesota Twins Dave St. Peter
Senior Vice President/General Manager..... Bill Smith
Director of Baseball Communications Mike Herman
Manager of Baseball Communications Dustin Morse
Manager of Publications and Media Services Molly Gallatin
Senior Director of Team Travel Remzi Kiratti

ALL-TIME SERIES RESULTS

(Angels Listed First)

Year	Home	Road	Totals	Year	Home	Road	Totals	Year	Home	Road	Totals
1961	5-4	3-5	8-9	1978	6-2	6-1	12-3	1995	4-2	4-3	8-5
1962	3-6	6-3	9-9	1979	4-2	5-2	9-4	1996	3-3	1-5	4-8
1963	4-5	5-4	9-9	1980	5-2	2-4	7-6	1997	2-3	2-4	4-7
1964	5-4	7-2	12-6	1981	1-1	2-2	3-3	1998	2-3	4-2	6-5
1965	5-4	4-5	9-9	1982	4-3	3-3	7-6	1999	3-3	3-1	6-4
1966	6-3	5-4	11-7	1983	1-5	5-2	6-7	2000	2-2	5-1	7-3
1967	3-6	4-5	7-11	1984	2-5	2-4	4-9	2001	2-4	1-2	3-6
1968	3-6	4-5	7-11	1985	4-2	5-2	9-4	2002	1-2	3-3	4-5
1969	4-5	3-6	7-11	1986	4-3	3-3	7-6	2003	4-2	1-2	5-4
1970	3-6	5-4	8-10	1987	4-2	4-3	8-5	2004	2-1	3-3	5-4
1971	4-5	8-1	12-6	1988	2-5	2-4	4-9	2005	2-1	4-3	6-4
1972	5-4	2-4	7-8	1989	5-1	6-1	11-2	2006	2-1	2-1	4-2
1973	5-4	5-4	10-8	1990	6-1	3-3	9-4	2007	5-1	1-2	6-3
1974	6-3	2-7	8-10	1991	3-3	5-2	8-5	2008	2-2	3-1	5-3
1975	4-5	4-5	8-10	1992	1-6	1-5	2-11	2009	3-1	3-3	6-4
1976	3-6	5-4	8-10	1993	3-3	1-6	4-9	2010	1-3	1-2	2-5
1977	5-2	2-6	7-8	1994	1-2	2-1	3-3	Totals	169-160		341-320

172-160

WON-LOST RECORDS AT STADIUMS

Wrigley Field	5-4	.556	Metropolitan Stadium	93-86	.520
Dodger Stadium	17-19	.472	The Metrodome	78-72	.520
Anaheim Stadium	116-111	.511	Target Field	1-2	.333
Angel Stadium	31-26	.544			

Most Runs, Game	By Angels — 17 (17-0, April 23, 1980 at Metropolitan Stadium) By Minnesota — 15 (15-5, May 15, 1976 at Anaheim Stadium)
Widest Margin Victory	By Angels — 17 Runs (17-0, April 23, 1980 at Metropolitan Stadium) By Minnesota — 12 Runs (13-1, April 20, 1990 at The Metrodome)
Longest Winning Streak	By Angels — 8 (July 12-September 26, 1964 and April 12-August 4, 1978) By Minnesota — 9 (Aug. 10, 1966-May 21, 1967)


Attendance High	At Angel Stadium: 44,064, August 11, 2007 At Anaheim Stadium: 61,640, April 17, 1982 At The Metrodome: 52,625, October 1, 1988 At Target Field: 40,966, August 21, 2010
-----------------	--



NEW YORK YANKEES

Yankee Stadium
One East 161st Street
Bronx, NY 10451
(718) 293-6000
Seating Capacity: 52,287
2010 Record:
95-67 - 2nd in East

Field Manager Joe Girardi
Named: Nov. 1, 2007, replacing Joe Torre
Equipment Manager Rob Cucuzza
Assistant Equipment Manager Lou Cucuzza



CLUB DIRECTORY

Principal Owner/Chairperson George M. Steinbrenner III
Managing General Partner/Co-Chairperson . . . Harold Z. Steinbrenner
General Partner/Co-Chairperson Henry G. Steinbrenner
Senior Vice President & General Manager Brian Cashman
Director of Media Relations Jason Zillo
Traveling Secretary Ben Tuliebitz

ALL-TIME SERIES RESULTS

				(Angels Listed First)							
Year	Home	Road	Totals	Year	Home	Road	Totals	Year	Home	Road	Totals
1961	6-3	0-9	6-12	1978	3-2	2-3	5-5	1995	5-1	2-4	7-5
1962	4-5	4-5	8-10	1979	5-1	2-4	7-5	1996	4-3	3-3	7-6
1963	3-6	2-7	5-13	1980	2-4	0-6	2-10	1997	2-5	2-2	4-7
1964	4-5	3-6	7-11	1981	2-2	0-0	2-2	1998	3-2	3-3	6-5
1965	4-5	2-7	6-12	1982	4-2	3-3	7-5	1999	2-2	4-2	6-4
1966	5-4	6-3	11-7	1983	4-2	1-5	5-7	2000	3-3	2-2	5-5
1967	6-3	3-6	9-9	1984	4-2	4-2	8-4	2001	2-1	2-2	4-3
1968	3-6	3-6	6-12	1985	2-4	1-5	3-9	2002	2-2	1-2	3-4
1969	3-3	0-6	3-9	1986	4-2	3-3	7-5	2003	1-5	2-1	3-6
1970	2-4	3-3	5-7	1987	1-5	2-4	3-9	2004	1-2	4-2	5-4
1971	4-2	2-4	6-6	1988	3-3	3-3	6-6	2005	3-1	3-3	6-4
1972	2-4	2-4	4-8	1989	5-1	1-5	6-6	2006	4-2	2-2	6-4
1973	4-2	2-4	6-6	1990	3-3	3-3	6-6	2007	2-1	4-2	6-3
1974	2-4	1-5	3-9	1991	2-4	4-2	6-6	2008	5-1	2-2	7-3
1975	4-2	3-3	7-5	1992	5-1	2-4	7-5	2009	4-2	1-3	5-5
1976	1-5	4-2	5-7	1993	4-2	2-4	6-6	2010	2-1	2-3	4-4
1977	3-3	1-4	4-7	1994	1-5	3-3	4-8	Totals	159-145		275-326
								116-181			

WON-LOST RECORDS AT STADIUMS

Wrigley Field	6-3	.667	Yankee Stadium (1923-1973)	32-70	.314
Dodger Stadium	15-21	.417	Shea Stadium	4-8	.333
Anaheim Stadium	104-96	.520	Yankee Stadium (1976-2008)	77-97	.442
Angel Stadium	34-25	.576	New Yankee Stadium	3-6	.333

Most Runs, Game	By Angels - 18 (18-9, August 21, 2007 at Angel Stadium & 15-2) By New York - 17 (6-17, August 20, 1996 at Yankee Stadium)
Widest Margin Victory	By Angels - 13 Runs (15-2, May 25, 1995 at Anaheim Stadium) By New York - 12 Runs (15-3, August 14, 1977 at Yankee Stadium)
Longest Winning Streak	By Angels - 5 (August 4-31, 1966, May 18-29, 1984 & May 23-June 3, 1995, April 27-June 23, 2005) By New York - 6 (August 9, 1963 - May 22, 1964 & September 12, 1967 - June 7, 1968)
Attendance High	At Angel Stadium: 44,326, August 22, 2007 At Anaheim Stadium: 61,066, May 17, 1985 At Yankee Stadium: 60,108, June 3, 1973 At New Yankee Stadium: 49,970, May 2, 2009



OAKLAND ATHLETICS



OAKLAND ATHLETICS

Oakland Coliseum
7000 Coliseum Way
Oakland, CA 94621
(510) 638-4900
Seating Capacity: 34,077
2010 Record:
81-81- 2nd in West

Field Manager Bob Geren
Named: . . . Nov. 17, 2006, replacing Ken Macha
Equipment Manager Steve Vucinich
Visiting Clubhouse Manager Mike Thalblum



CLUB DIRECTORY

Co-Owner, Managing Partner Lewis Wolff
President Michael Crowley
Vice President Baseball Operations, General Manager . . . Billy Beane
Director of Public Relations Bob Rose
Manager of Baseball Information Mike Selleck
Traveling Secretary Mickey Morabito

ALL-TIME SERIES RESULTS

(Angels Listed First)

Year	Home	Road	Totals	Year	Home	Road	Totals	Year	Home	Road	Totals
1968	3-6	2-7	5-13	1983	3-4	2-4	5-8	1998	3-3	2-4	5-7
1969	4-5	2-7	6-12	1984	2-4	5-2	7-6	1999	5-1	3-3	8-4
1970	4-5	4-5	8-10	1985	4-3	2-4	6-7	2000	3-3	2-5	5-8
1971	2-7	5-4	7-11	1986	5-1	5-2	10-3	1999	5-1	3-3	8-4
1972	4-5	4-5	8-10	1987	2-5	4-2	6-7	2000	3-3	2-5	5-8
1973	2-7	4-5	6-12	1988	3-3	1-6	4-9	2001	3-7	3-7	6-14
1974	4-5	2-7	6-12	1989	3-4	2-4	5-8	2002	6-4	3-7	10-10
1975	4-5	3-6	7-11	1990	1-5	3-4	4-9	2003	5-5	3-7	8-12
1976	3-6	3-6	6-12	1991	1-6	0-6	1-12	2004	5-5	5-4	10-9
1977	4-4	1-6	5-10	1992	3-3	2-5	5-8	2005	5-4	5-5	10-9
1978	4-3	5-3	9-6	1993	4-3	2-4	6-7	2006	4-5	7-3	11-8
1979	5-2	5-1	10-3	1994	3-3	0-3	3-6	2007	6-4	3-5	9-9
1980	2-4	1-6	3-10	1995	5-2	1-5	6-7	2008	5-5	5-4	10-9
1981	0-4	2-4	2-8	1996	2-4	4-3	6-7	2009	4-6	8-1	12-7
1982	5-1	4-3	9-4	1997	5-1	6-0	11-1	2010	7-2	4-6	11-8
								Totals	157-174		296-364

139-190

WON-LOST RECORDS AT STADIUMS

Anaheim Stadium	100-125	.444	McAfee Coliseum	139-190	.422
Angel Stadium	57-49	.538			
Most Runs, Game	By Angels — 17 (17-6, July 4, 1979 at Anaheim Stadium) By Oakland — 18 (18-2, June 27, 1996 at Anaheim Stadium)				
Widest Margin Victory	By Angels — 12 Runs (13-1, April 21, 1979 & July 28, 1982 at Anaheim Stadium) By Oakland — 16 Runs (18-2, June 27, 1996 at Anaheim Stadium)				
Longest Winning Streak	By Angels — 12 (September 18, 1996-September 17, 1997) By Oakland — 10 (May 26-September 3, 1974 & April 26, 1991-April 20, 1992)				
Attendance High	At Angel Stadium: 44,252, July 25, 2007 At Anaheim Stadium: 61,696, August 11, 1989 At Oakland Coliseum: 55,601, July 5, 2003				





SEATTLE MARINERS
 SAFECO Field
 1250 First Avenue South
 Seattle, WA 98104
 (206) 346-4000
 Seating Capacity: 47,447
 2010 Record:
 61-101 - 4th in West

Manager Eric Wedge
 Named: . Oct. 18, 2010, replacing Don Wakamatsu
 Home Clubhouse Manager Ted Walsh
 Visiting Clubhouse Manager Henry Genzale



CLUB DIRECTORY

Chairman & Chief Executive Officer Howard Lincoln
 President & Chief Operating Officer Chuck Armstrong
 Executive V.P. & General Mgr., Baseball Operations. Jack Zduriencik
 Assistant General Manager Jeff Kingston
 Director of Baseball Information Tim Hevly
 Director of Team Travel Ron Spelley

ALL-TIME SERIES RESULTS

				(Angels Listed First)							
Year	Home	Road	Totals	Year	Home	Road	Totals	Year	Home	Road	Totals
1977	3-4	6-2	9-6	1988	2-5	4-2	6-7	1999	3-3	3-3	6-6
1978	5-3	4-3	9-6	1989	3-3	4-3	7-6	2000	3-4	2-4	5-8
1979	3-3	4-3	7-6	1990	4-3	1-5	5-8	2001	1-8	3-7	4-15
1980	6-1	5-1	11-2	1991	1-5	5-2	6-7	2002	5-5	4-5	9-10
1981	2-1	4-3	6-4	1992	3-4	4-2	7-6	2003	4-5	4-6	8-11
1982	6-1	4-2	10-3	1993	3-3	3-4	6-7	2004	6-4	7-3	13-7
1983	4-2	2-5	6-7	1994	1-5	1-2	2-7	2005	3-6	6-3	9-9
1984	5-2	4-2	9-4	1995	4-2	3-4	7-6	2006	5-5	5-4	10-9
1985	3-1	6-3	9-4	1996	4-3	1-5	5-8	2007	7-3	6-3	13-6
1986	6-1	2-4	8-5	1997	4-2	2-4	6-6	2008	7-2	7-3	14-5
1987	4-2	3-4	7-6	1998	5-1	4-2	9-3	2009	5-4	5-5	10-9
								2010	8-2	7-2	15-4
								Totals	138-108		273-223
											135-115

WON-LOST RECORDS AT STADIUMS

Anaheim Stadium	76-56	.576	The Kingdome	78-68	.534
Angel Stadium	62-52	.555	SAFECO Field	57-47	.548
Most Runs, Game	By Angels — 18 (18-3, May 21, 1997 at Anaheim Stadium) By Seattle — 21 (21-9, September 30, 2000 at Angel Stadium)				
Widest Margin Victory	By Angels — 15 Runs (18-3, May 21, 1997 at Anaheim Stadium) By Seattle — 14 Runs (14-0, August 7, 1987 at The Kingdome)				
Longest Winning Streak	By Angels — 8, twice (May 29, 2010 - July 17, 2010 and May 4, 1980-April 9, 1981) By Seattle — 8 (September 30, 2001-April 23, 2002)				
Attendance High	At Angel Stadium: 44,234, September 23, 2007 At Anaheim Stadium: 59,860, April 21, 1985 At Safeco Field: 46,142, April 6, 2004 At The Kingdome: 57,762, April 6, 1977				



TAMPA BAY RAYS

Tropicana Field
One Tropicana Drive
St. Petersburg, FL, 33705
(727) 825-3137
Seating Capacity: 34,078
2010 Record
96-66 - 1st in East

Field Manager Joe Maddon
Named: . . . Nov. 15, 2005, Replacing Lou Pinella
Home Clubhouse Operations. . Chris Westmoreland
Visitors Clubhouse Operations . . . Guy Gallagher



CLUB DIRECTORY

Principal Owner. Stuart L. Sternberg
President Matt Silverman
Executive Vice President of Baseball Operations .. Andrew Friedman
Senior Vice President of Baseball Operations. Gerry Hunsicker
Sr. Vice Pres. of Administration/General Counsel .. John P. Higgins
Vice President of Communications Rick Vaughn
Traveling Secretary Jeff Ziegler

ALL-TIME SERIES RESULTS

(Angels Listed First)

Year	Home	Road	Totals
1998	2-4	4-1	6-5
1999	4-2	3-3	7-5
2000	4-2	2-4	6-6
2001	2-1	5-1	7-2
2002	5-1	3-0	8-1
2003	2-1	4-2	6-3
2004	4-0	2-1	6-1
2005	4-2	0-3	4-5
2006	3-0	4-2	7-2
2007	5-0	1-2	6-2
2008	2-1	1-5	3-6
2009	3-0	1-2	4-2
2010	2-4	2-1	4-5
Totals	42-18	32-27	74-45

WON-LOST RECORDS AT STADIUMS

Angel Stadium 42-18 .700 Tropicana Field 32-27 .542

Most Runs, Game By Angels — 15 (15-6, July 26, 2006 at Tropicana Field)
By Tampa Bay — 13 (4-13, June 9, 2008 at Angel Stadium)

Widest Margin Victory By Angels — 10 Runs (12-2, June 6, 2006 at Tropicana Field)
By Tampa Bay — 10 Runs (1-11, June 11, 2009 at Tropicana Field)

Longest Winning Streak By Angels — 5 (July 26, 2001 - August 28, 2002 & July 22, 2003 - May 9, 2004)
By Tampa Bay — 4 (April 22-28, 2000 & May 9-June 9, 2008)

Attendance High At Angel Stadium: 44,125, July 15, 2006
At Tropicana Field: 33,395, April 25, 1998

TEXAS RANGERS



TEXAS RANGERS

Rangers Ballpark in Arlington
1000 Ballpark Way
Arlington, TX 76011
(817) 273-5222
Seating Capacity: 49,170
2010 Record:
90-72 – 1st in West

Manager Ron Washington
Named: . . On Nov. 6, 2006, replacing Buck Showalter
Home Clubhouse Mgr. Richard Prince
Visiting Clubhouse Manager Kelly Terrell



CLUB DIRECTORY

Chairman of the Board & Owner Chuck Greenberg
President Nolan Ryan
General Manager Jon Daniels
Assistant GM. Thad Levine
Executive Vice President, Communications John Blake
Senior Director of Baseball Media Relations Rich Rice
Manager, Media Relations Court Berry-Tripp
Director of Travel. Chris Lyngos

ALL-TIME SERIES RESULTS

(Angels Listed First)											
Year	Home	Road	Totals	Year	Home	Road	Totals	Year	Home	Road	Totals
1972	6-2	4-5	10-7	1985	5-2	4-2	9-4	1998	2-4	3-3	5-7
1973	7-2	4-5	11-7	1986	4-2	4-3	8-5	1999	3-3	3-3	6-6
1974	5-4	4-5	9-9	1987	2-5	3-3	5-8	2000	3-3	4-2	7-5
1975	5-4	4-5	9-9	1988	4-2	4-3	8-5	2001	5-5	2-7	7-12
1976	6-3	6-3	12-6	1989	4-3	2-4	6-7	2002	7-2	5-5	12-7
1977	4-4	1-6	5-10	1990	4-2	4-3	8-5	2003	6-4	3-6	9-10
1978	4-3	1-7	5-10	1991	3-4	2-4	5-8	2004	4-5	5-5	9-10
1979	4-3	1-5	5-8	1992	4-2	5-2	9-4	2005	8-1	7-3	15-4
1980	5-1	6-1	11-2	1993	4-3	2-4	6-7	2006	6-4	5-4	11-8
1981	1-2	1-2	2-4	1994	2-1	4-3	6-4	2007	6-3	4-6	10-9
1982	5-1	3-4	8-5	1995	4-3	2-4	6-7	2008	5-5	7-2	12-7
1983	3-4	3-3	6-7	1996	2-4	2-5	4-9	2009	4-5	3-6	7-11
1984	1-5	4-3	5-8	1997	3-3	5-1	8-4	2010	6-3	3-7	9-10
								Totals	166-121	305-275	
139-154											



TORONTO BLUE JAYS



TORONTO BLUE JAYS

Rogers Centre

1 Blue Jays Way, Suite 3200
Toronto, Ontario, Canada M5V 1J1
(416) 341-1000

Seating Capacity: 49,160

2010 Record:

85-77 - 4th in East

Field Manager John Farell

Named: . . . Oct. 25, 2010, replacing Cito Gaston

Equipment Manger. Jeff Ross

Clubhouse Manager Kevin Malloy

Visiting Clubhouse Manager Len Frejlich



CLUB DIRECTORY

President and C.E.O. Paul Beeston

Sr. Vice Pres. of Baseball Operations and General Mgr. . . Alex Anthopoulos

Senior Vice President of Stadium Operations Richard Wong

Vice President of Communications Jay Stenhouse

Manager of Baseball Information Mal Romanin

Coordinator of Baseball information Erik Grosman

Coordinator of Communications Sue Mallabon

ALL-TIME SERIES RESULTS

(Angels Listed First)

Year	Home	Road	Totals	Year	Home	Road	Totals	Year	Home	Road	Totals
1977	2-3	4-1	6-4	1988	2-4	4-2	6-6	1999	3-3	0-6	3-9
1978	4-1	3-2	7-3	1989	3-3	4-2	7-5	2000	3-3	2-4	5-7
1979	4-2	3-3	7-5	1990	5-1	2-4	7-5	2001	4-2	1-2	5-4
1980	1-5	2-4	3-9	1991	3-3	3-3	6-6	2002	3-0	4-2	7-2
1981	3-3	3-3	6-6	1992	4-2	1-5	5-7	2003	2-4	0-3	2-7
1982	5-1	3-3	8-4	1993	3-3	1-5	4-8	2004	1-2	3-3	4-5
1983	2-4	2-4	4-8	1994	2-2	1-2	3-4	2005	1-2	0-3	1-5
1984	3-3	4-2	7-5	1995	3-1	5-1	8-2	2006	3-3	1-3	4-6
1985	4-2	1-5	5-7	1996	5-1	2-4	7-5	2007	2-2	1-2	3-4
1986	2-4	4-2	6-6	1997	4-2	2-3	6-5	2008	2-1	4-2	6-3
1987	4-2	1-5	5-7	1998	2-3	2-4	4-7	2009	1-1	3-3	4-4
								2010	3-3	3-0	6-3
								Totals	98-81		177-183

79-102

WON-LOST RECORDS AT STADIUMS

Anaheim Stadium	68-52	.567	Exhibition Stadium	37-36	.507
Angel Stadium	30-29	.508	Rogers Centre	42-66	.389

Most Runs, Game
By Angels - 24 (24-2, Aug.ust 25, 1979 at Exhibition Stadium)
By Toronto - 14 (14-6, June 8, 1993 at SkyDome)

Widest Margin Victory
By Angels - 22 Runs (24-2, August 25, 1979 at Exhibition Stadium)
By Toronto - 12 Runs (12-0, May 18, 1987 at Anaheim Stadium & 1-13, May 6, 2009 at Angel Stadium)

Longest Winning Streak
By Angels - 7 (July 13, 1978-June 5, 1979)
By Toronto - 7 (September 8, 1997-August 13, 1998)

Attendance High
At Angel Stadium: 44,021, July 4, 2008
At Anaheim Stadium: 61,292, July 4, 1995
At SkyDome: 50,529, Sept. 11, 1993 & May 29, 1994





LOS ANGELES DODGERS
 Dodger Stadium
 1000 Elysian Park Avenue
 Los Angeles, CA 90090
 (323) 224-1500
 Seating Capacity: 56,000
 2010 Record:
 80-82 -4th in NL West

Field Manager Don Mattingly
 Named: Sept. 27, 2010, replacing Joe Torre
 Mgr. Dodger Clubhouse/Equip. Mgr. . . Mitch Poole
 Visiting Clubhouse Manager Jerry Turner



CLUB DIRECTORY

Owner & Chairman Frank McCourt
 General Manager Ned Colletti
 Vice President & Assistant General Manager Kim Ng
 Assistant General Manager, Scouting. Logan White
 Assistant General Manager, Player Development. De Jon Watson
 Vice President, Communications. Josh Rawitch
 Manager, Team Travel. Scott Akasaki

ALL-TIME SERIES RESULTS

Year	(Angels Listed First)		Totals
	Home	Road	
1997	0-2	0-2	0-4
1998	2-0	1-1	3-1
1999	1-2	1-2	2-4
2000	2-1	2-1	4-2
2001	2-1	2-1	4-2
2002	2-1	1-2	3-3
2003	3-0	1-2	4-2
2004	1-2	2-1	3-3
2005	3-0	2-1	5-1
2006	2-1	0-3	2-4
2007	3-0	2-1	5-1
2008	2-1	1-2	3-3
2009	1-2	2-1	3-3
2010	2-1	3-0	5-1
Totals	26-14	20-20	46-34

WON-LOST RECORDS AT STADIUMS

Anaheim Stadium	0-2	.000	Dodger Stadium	20-20	.500
Angel Stadium	26-12	.684			

Most Runs, Game	By Angels — 13 (13-0, June 25, 2004 at Dodger Stadium)
	By Los Angeles — 16 (16-3, May 19, 2006 at Dodger Stadium)
Widest Margin Victory	By Angels — 13 Runs (13-0, June 25, 2004 at Dodger Stadium)
	By Los Angeles — 13 Runs (16-3, May 19, 2006 at Dodger Stadium)
Longest Winning Streak	By Angels — 6 (June 22, 2003 – June 26, 2004)
	By Los Angeles — 4 (May 19-June 30, 2006)
Attendance High	At Angel Stadium: 44,380, May 19, 2007
	At Anaheim Stadium: 35,295, July 3, 1997
	At Dodger Stadium: 56,000, June 15, 16 & 17, 2007



ATLANTA BRAVES

Turner Field
755 Hank Aaron Drive
Atlanta, GA 30315
(404) 522-7630
Seating Capacity: 49,743
2010 Record:
91-71 - 2nd in NL East

Field Manager Fredi Gonzalez
Named: . . . Oct. 13, 2010 , replacing Bobby Cox
Visiting Clubhouse Manager John Holland



CLUB DIRECTORY

Chairman Terry McGuirk
President John Schuerholz
Executive Vice President & General Manager Frank Wren
Assistant General Manager Bruce Manno
Director, Media Relations Brad Hainje
Traveling Secretary Bill Acree

ALL-TIME SERIES RESULTS

(Angels Listed First)

Year	Home	Road	Totals
2005	0-0	2-1	2-1
2008	1-2	0-0	1-2
TOTALS	1-2	2-1	3-3



FLORIDA MARLINS

Sun Life Stadium
2267 Dan Marino Blvd.
Miami, FL 33056
(305) 626-7400
Seating Capacity: 38,560
2010 Record:
80-82 - 3rd in NL East

Field Manager Edwin Rodriguez
Named: . . Nov. 3, 2010, replacing Fredi Gonzalez
Visiting Clubhouse Manager Michael Hughes



CLUB DIRECTORY

Owner Jeffrey Loria
President David P. Sampson
Vice Chairman John A. Mael
President, Baseball Operations Larry Beinfest
Vice President, General Manager Michael Hill
Director, Media Relations Matthew Roebuck
Senior Director, Team Travel Bill Beck
Director, Team Travel Manny Colon

ALL-TIME SERIES RESULTS

(Angels Listed First)

Year	Home	Road	Totals
2003	0-0	2-1	2-1
2005	2-1	0-0	2-1
TOTALS	2-1	2-1	4-2



NEW YORK METS
Citi Field
Flushing, NY 11368
(718) 507-6387
Seating Capacity: 41,800
2010 Record:
79-83 – 4th in NL East

Field Manager Terry Collins
Named: . . . Nov. 23, 2010, replacing Jerry Manuel
Visiting Clubhouse Manager Anthony Carullo



CLUB DIRECTORY

Chairman and CEO Fred Wilpon
President Saul Katz
General Manager Sandy Alderson
Vice President, Assistant General Manager John Ricco
Vice President, Media Relations Jay Horwitz
Traveling Secretary Brian Small

ALL-TIME SERIES RESULTS


(Angels Listed First)

Year	Home	Road	Totals
2003	1-2	0-0	1-2
2005	0-0	2-1	2-1
2008	1-2	0-0	1-2
TOTALS	2-4	2-1	4-5



WASHINGTON NATIONALS
Nationals Park
1500 South Capitol Street, SE
Washington, DC 20003-1507
(202) 640-7000
Seating Capacity: 41,888
2010 Record:
69-93 – 5th in NL East

Field Manager Jim Riggleman
Named: . . . Nov. 12, 2009, replacing Manny Acta
Visiting Clubhouse Manager Matt Rosenthal



CLUB DIRECTORY

Managing Principal Owner Theodore N. Lerner
Executive Vice President Bob Wolfe
Executive Vice President & General Manager Mike Rizzo
Assistant General Manager Bryan Minniti
Senior Director, Media Relations John Dever
Director, Team Travel Rob McDonald

ALL-TIME SERIES RESULTS

(Angels Listed First)

Year	Home	Road	Totals
2003	0-0	2-1	2-1 (As Expos)
2005	1-2	0-0	1-2
2008	1-2	0-0	1-2
TOTALS	2-4	2-1	4-5

REGULATION GAME: A regulation game consists of nine innings unless extended because of a tie score or shortened because (1) the home team needs none of its half of the ninth or any part of it, or (2) because the umpire-in-chief calls the game after five completed innings. A regulation game may be less than five innings if the home team is ahead after the top of the fifth, or takes the lead or ties the score while at bat in the fifth.

TIE GAME: A regulation game that is called by the umpire-in-chief when both teams have the same number of runs in a tie game. Individual player performances are official and entered in the records, but the game does not count in the League standings and may be re-scheduled at a later date.

SUSPENDED GAME RULE:

Rule 4.12 SUSPENDED GAMES

(a) A league shall adopt the following rules providing for completion at a future date of games terminated for any of the following reasons:

- (1) A curfew imposed by law;
- (2) A time limit permissible under league rules;
- (3) Light failure or malfunction of a mechanical field device under the control of the home club (Mechanical field device shall include automatic tarpaulin or water removal equipment);
- (4) Darkness because of any law, the lights may not be turned on;
- (5) Weather, if the game is called when an inning is in progress and before it is completed, and one of the following situations prevails:
 - (i) The visiting team has scored one or more runs to tie the score, and the home team has not scored.
 - (ii) The visiting team has scored one or more runs to take the lead, and the home team has not tied the score or retaken the lead.

(b) Such games shall be known as suspended games. No game called because of curfew, weather, or time limit shall be a suspended game unless it has progressed far enough to have been a regulation game under the provisions of Rule 4.10. A game called under the provisions of 4.12 (a) (3) or (4) shall be a suspended game at any time after it starts.

(c) By amending NOTE to read as follows:

NOTE: Weather and similar conditions—4.12(a) (1 through 5)—shall take precedence in determining whether a called game shall be a suspended game. A game can only be considered a suspended game if stopped for any of the five(5) reasons specified in Section (a). Any legal game called due to weather with the score tied (unless situation outlined in 4.12 (a) (5) (i) prevails) is a tie game and must be replayed in its entirety.

(c) A suspended game shall be resumed and completed as follows:

- (1) Immediately preceding the next single game between the two clubs on the same grounds; or
- (2) Immediately preceding the next scheduled double-header between the two clubs on the same grounds, if no single game remains on the schedule, or
- (3) If suspended on the last scheduled date between the two clubs in the city, transferred and played on the ground of the opposing club, if possible:
 - (i) Immediately preceding the next scheduled single game, or
 - (ii) Immediately preceding the next scheduled double-header, if no single game remains on the schedule.
- (4) If a suspended game has not been resumed and completed on the last date scheduled for the two clubs, it shall be a called game.

A suspended game shall be resumed at the exact point of suspension of the original game. The completion of a suspended game is a continuation of the original game. The lineup and batting order of both teams shall be exactly the same as the lineup and batting order at the moment of suspension, subject to the rules governing substitution. Any player may be replaced by a player who had not been in the game prior to the suspension. No player removed before the suspension may be returned to the lineup. A player who was not with the club when the game was suspended may be used as a substitute, even if he has taken the place of a player no longer with the club who would not have been eligible because he has been removed from the lineup before the game was suspended.

4.11(d)

A called game ends at the moment the umpire terminates play. EXCEPTION: If the game is called when an inning is in progress and before it is completed, the game becomes a SUSPENDED game in each of the following situations:

- (1) The visiting team has scored one or more runs to tie the score and the home team has not scored.
- (2) The visiting team has scored one or more runs to take the lead and the home team has not tied the score or retaken the lead.

DISABLED LISTS: REGULAR DISABLED LIST: The minimum period of inactivity is 15 calendar days. No limit on number of players that may be on at one time. EMERGENCY DISABLED LIST: Minimum period of inactivity—60 calendar days. No limit on number of players on list at one time but may only be used when club is at maximum limit of 40 players under control. Players on 60-day list do not count against 40-man. Players placed on this list after Aug. 1st shall remain there for the balance of the season. Day 1 is following player's last game appearance. REINSTATEMENT may be made beginning Day 16 or 61 respectively; after minimum period has expired player may be reinstated at any time (except in certain "Emergency" cases...see above). BEREAVEMENT LIST: The maximum period of inactivity is 10 calendar days. No limit on number of players that may be on at one time.

DEFINITION OF NIGHT GAME: Any game scheduled to start after 5:00 p.m. (i.e. 5:01 p.m., or later), will be considered a night game. If a game is scheduled to start at 5:00 p.m., and is delayed by rain or for any other reasons, it will be considered a day game. However, both games of a two-night doubleheader shall be considered night games. When afternoon and night games are played on the same date and separate admissions are charged, they will be counted as one day and one night game, and will not be included in the doubleheader statistics.

BATTING CHAMPIONSHIP QUALIFICATIONS: A batting champion must have 502 or more actual plate appearances. (the equivalent of 3.1 appearances for each of the 162 scheduled games). If, however, there is any player with fewer than the required number of plate appearances whose average would be the highest if he were charged with the required number of official at bats, then the player shall be awarded the batting championship.

EARNED-RUN AVERAGE CHAMPION QUALIFICATIONS: To win the earned-run average championship a pitcher must pitch at least as many innings as the number of games scheduled for each club in his league that season and have the lowest earned-run average.

FIELDING CHAMPIONSHIP QUALIFICATIONS: The individual fielding champions shall be the fielders with the highest fielding average at each position, provided: (1) A catcher must have participated as a catcher in at least one-half the number of games scheduled for each club in his league that season;

(2) An infielder or outfielder must have participated at his position in at least two-thirds of the number of games scheduled for each club in his league that season;

(3) A pitcher must have pitched at least as many innings as the number of games scheduled for each club in his league that season. EXCEPTION: If another pitcher has a fielding average as high or higher, and has handled more total chances in a lesser number of innings, he shall be the fielding champion.

ITEMS OF INTEREST



DETERMINING THE MAGIC NUMBERS: Determine the number of games yet to be played, add one, then subtract the number of games ahead in the loss column of standings from the closest opponent.

DETERMINING BATTING AVERAGE: Divide the number of at-bats into the number of hits.

DETERMINING EARNED RUN AVERAGE: Multiply the number of earned runs by nine; take the number and divide it by the number of innings pitched.

DETERMINING SLUGGING PERCENTAGE: Divide the total bases of all safe hits by the total times at bat (At bats do not include walks, sacrifices, hit by pitcher, or times awarded first base because of interference or obstruction).

DETERMINING ON BASE PERCENTAGE: Add the total of hits, walks and hit by pitches and divide by the total of at-bats, walks, hit by pitches and sacrifice flies.

DETERMINING FIELDING AVERAGE: Divide the total putouts and assists by the total of putouts, assists and errors.

DETERMINING PERCENTAGE OF GAMES WON & LOST: Divide the number of games won by the total games won and lost.

CONSECUTIVE STREAKS: A consecutive hitting streak shall not be terminated if the plate appearance results in a base on balls, hit batsman, defensive interference or a sacrifice bunt. A sacrifice fly shall terminate the streak.

CONSECUTIVE-GAME HITTING STREAKS: A consecutive-game hitting streak shall not be terminated if all the player's plate appearances (one or more) result in a base on balls, hit batsman, defensive interference or sacrifice bunt. The streak shall terminate if the player has a sacrifice fly and no hit.

CONSECUTIVE-GAME PLAYING STREAK: A consecutive-game playing streak shall be extended if the player plays one-half inning on defense, or if he completes a time at bat by reaching base or being put out. A pinch-running appearance only shall not extend the streak, if a player is ejected from a game by an umpire before he can comply with the requirements of this rule, his streak shall continue.

SUSPENDED GAMES: For the purpose of this rule, all performances in the completion of a suspended game shall be considered as occurring on the original date of the game.

"SAVE" RULE: A pitcher shall be credited with a save when he meets all three of the following conditions:

- (1) He is the finishing pitcher in a game won by his club, and
- (2) He is not the winning pitcher, and
- (3) He qualifies under one of the following conditions:
 - (a) He enters the game with a lead of no more than three runs and pitches for at least one inning,
 - (b) He enters the game regardless of the count, with the potential tying run either on base, at bat, or on deck (that is, the potential tying run is either already on base or is one of the first two batsmen he faces), or
 - (c) He pitches effectively for at least three innings.

DESIGNATED HITTER RULE: A hitter may be designated to bat for the pitcher in any spot in the batting order in any game without affecting the status of the pitcher. The designated hitter must be selected and be included on the lineup cards presented to the umpire-in-chief prior to the game. Failure to do so precludes the use of a designated hitter for that game.

The designated hitter is "locked" into the batting order but may be removed for a pinch-hitter or pinch-runner who in turn becomes the designated hitter while still in the game. The designated hitter may be used defensively and the pitcher then assumes the batting order of the replaced defensive player, thus terminating the designated hitter role.

The designated hitter is eligible for all American League batting titles.

The designated hitter named in the starting lineup must come to bat at least one time, unless the opposition changes pitchers.

SCORING RULE ON PINCH-HITTERS: A player shall be considered a pinch-hitter only if he enters the game as a substitute batter and then only on his first time at bat which must be before he becomes a fielder. If the team bats around and a pinch hitter comes up a second time in the inning in which he first appeared, he will not be considered a pinch hitter during that second time up.

A substitute hitter for a Designated Hitter is both a pinch hitter and a Designated Hitter on his first time at bat. On subsequent trips to the plate he is a Designated Hitter only.

EARNED RUNS RULE: The determination of earned-run is as follows:

An earned run is a run for which the pitcher is held accountable. In determining earned-runs, the inning should be reconstructed without the errors and passed balls; and the benefit of doubt should always be given to the pitcher in determining which bases would have been reached with errorless play.

Until 1969, the reliever could not be charged with an earned run if he entered the game after the side could have been retired but for an error, no matter how many runs he subsequently gave up in that inning. Now, runs scored by batters who reach base off the reliever are charged as earned on that pitcher's record. They are not, however, shared as earned against the team as a whole. Therefore, a discrepancy may occur between the total earned-runs charged against a team and the sum total of the earned-runs charged against in the individual pitchers of that team.

DOCTORED BAT: A batter is out for illegal action when he uses or attempts to use a bat that, in the umpire's judgement, has been altered or tampered with in such a way to improve the distance factor or cause an unusual reaction on the baseball. This includes bats that are filled, flat-surfaced, nailed, hollowed, grooved or covered with a substance such as paraffin, wax, etc. No advancement on the bases will be allowed and any out or outs made during a play shall stand. In addition to being called out, the player shall be ejected from the game and may be subject to additional penalties as determined by his League President (Rule 6.06d).

DETERMINING A "MAJOR LEAGUE YEAR": 172 days constitutes a full year in the major leagues.

MAJOR LEAGUE SERVICE: is credited for each day the player appears on an active roster or major league disabled list or suspended list.

In the case of a player called up from the minor leagues, is credited beginning with the date he physically reports.

In the case of a major league player who is traded and reports in the normal course, service is not interrupted.

In the case of a player sent down to the minor leagues, is credited through the date of the assignment.

In the case of a player who is unconditionally released, is credited through the date the player was notified of his release.

In the case of a player designated for release or assignment or assignment (MLR 2), is credited after the designation, through the date of the actual assignment or the date player was notified of unconditional release.

For a player who appears on his club's opening day roster, is credited as of the earliest scheduled opener, without regard to the actual opening date of his own club.

Is credited at the rate of 172 days per "year," though the season is actually 183 days long.

Is not credited during any period or periods of optional assignment totaling 20 days or more during a single season.

ROOKIE QUALIFICATION: A player shall be considered a rookie unless, during a previous season or seasons, he has (a) exceeded 130 at-bats or 50 innings pitched in the major leagues; or (b) accumulated more than 45 days on the active roster of a major league club or clubs during the period of a 25-man limit (excluding time in military service or time on the disabled list).





2011 KEY DATES

March 31	Official opening of the 2011 Championship Season. All Clubs are required to reduce rosters to 25 players by March 31.
April 15	Jackie Robinson Day
May 15	Earliest date Clubs may re-sign players that they unconditionally released between midnight August 31, 2010 and March 31, 2011.
June 6-8	First-Year Player Draft
July 10	All-Star Sunday
July 11	All-Star Workout Day
July 12	The 82nd All-Star Game – Chase Field, Phoenix, Arizona
July 24	Hall of Fame Induction Ceremony – Cooperstown, NY
July 31	Players may be traded between Clubs until 4:00 p.m. ET without Trade Waivers in effect.
August 1	Beginning today through the last day of the championship season, players may be assigned between Major League clubs ONLY after Trade Waivers have been secured during the current waiver period.
August 31	Post-season eligibility lists are established at midnight.
Sept. 1	Active player limit increased from 25 to 40.
Sept. 11	September 11th Remembrance
Sept. 14	Roberto Clemente Day
Sept. 28	Official closing of the 2011 Championship Season.
Oct. TBD	Post Season Begins
Oct. TBD	World Series Begins
Dec. 5-8	Baseball Winter Meetings, Dallas, TX
Dec. 8	Major League Rule 5 Draft
Dec. 12	Last date to tender contracts – midnight tonight.

STATISTICAL SERVICES

ELIAS SPORTS BUREAU
500 Fifth Avenue, Ste. 2140
New York, NY 10110
(212) 869-1530

STATS, LLC
2775 Shermer
Northbrook, IL 60062
(847) 583-2100
www.stats.com

ANGEL STADIUM PRE-GAME SCHEDULES

12:35 GAME TIME

Angels Stretch	10:15 - 10:30
Angels BP	10:30 - 11:15
Visitors BP	11:15 - 11:55
Grounds Crew	12:00 - 12:30

1:05 GAME TIME

Angels Stretch	10:45 - 11:00
Angels BP	11:00 - 11:45
Visitors BP	11:45 - 12:25
Grounds Crew	12:30 - 1:00

4:05 GAME TIME

Visitor's Early BP	11:00 - 12:00
Angels Early BP	12:00 - 1:00
Angels Stretch	1:45 - 2:00
Angels BP	2:00 - 2:45
Visitors BP	2:45 - 3:25
Grounds Crew	3:30 - 4:00

5:05 GAME TIME

Visitor's Early BP	12:00 - 1:00
Angels Early BP	1:00 - 2:00
Angels Stretch	2:45 - 3:00
Angels BP	3:00 - 3:45
Visitors BP	3:45 - 4:25
Grounds Crew	4:30 - 5:00

6:05 GAME TIME

Visitor's Early BP	1:00 - 2:00
Angels Early BP	2:00 - 3:00
Angels Stretch	3:45 - 4:00
Angels BP	4:00 - 4:45
Visitors BP	4:45 - 5:25
Grounds Crew	5:30 - 6:00

7:05 GAME TIME

Visitor's Early BP	2:00 - 3:00
Angels Early BP	3:00 - 4:00
Angels Stretch	4:45 - 5:00
Angels BP	5:00 - 5:45
Visitors BP	5:45 - 6:25
Grounds Crew	6:30 - 7:00



MEDICAL GLOSSARY



- Abscess** — An infection which produces pus; can be the result of a blister, callus, penetrating wound or laceration.
- Anaphylactic Shock** — Shock that is caused by an allergic reaction.
- Anterior Compartment Syndrome** — Condition in which swelling within the anterior compartment of the lower leg jeopardizes the viability of muscles, nerves and arteries that serve the foot. In severe cases, emergency surgery is necessary to relieve the swelling and pressure.
- Anterior Cruciate Ligament (ACL)** — A primary stabilizing ligament within the center of the knee joint that prevents hyperextension and excessive rotation of the joint. A complete tear of the ACL necessitating reconstruction could require up to 12 months of rehabilitation.
- Anti-Inflammatory** — Any agent which prevents inflammation, such as aspirin or ibuprofen.
- Arteriogram** — A film demonstrating arteries after injection of a dye.
- Arthrogram** — X-ray technique for joints using air and/or dye injected into the affected area; useful in diagnosing meniscus tears of the knee and rotator cuff tears of the shoulder.
- Arthroscope** — An instrument used to visualize the interior of a joint cavity.
- Arthroscopy** — A surgical examination of the internal structures of a joint by means for viewing through an arthroscope. An arthroscopic procedure can be used to remove or repair damaged tissue or as a diagnostic procedure in order to inspect the extent of any damage or confirm a diagnosis.
- Aspiration** — The withdrawal of fluid from a body cavity by means of a suction or siphonage apparatus, such as a syringe.
- Atrophy** — To shrivel or shrink from disuse, as in muscular atrophy.
- Avascular Necrosis** — Death of a part due to lack of circulation.
- Avulsion** — The tearing away, forcibly, of a part or structure.
- Baker's Cyst** — Localized swelling of a bursa sac in the posterior knee as a result of fluid that has escaped from the knee capsule. A Baker's cyst indicates that there is a trauma inside the knee joint that leads to excessive fluid production.
- Bone Scan** — An imaging procedure in which a radioactive-labeled substance is injected into the body to determine the status of a bone injury. If the radioactive substance is taken up by the bone at the injury site, the injury will show as a "hot spot" on the scan image. The bone scan is particularly useful in the diagnosis of stress fractures.
- Brachial Plexus** — Network of nerves originating from the cervical vertebrae and running down to the shoulder, arm, hand, and fingers.
- Bursa** — A fluid-filled sac that is located in areas where friction is likely to occur, then minimizes the friction; for example between a tendon and bone.
- Capsule** — An enclosing structure which surrounds the joint and contains ligaments which stabilize that joint.
- CAT Scan** — Use of a computer to produce a cross sectional view of the anatomical part being investigated from x-ray data.
- Cellulitis** — Inflammation of cellular or connective tissue.
- Cervical Vertebrae** — Group of seven vertebrae located in the neck.
- Collateral Ligament** — on either side of and acting as a radius of movement, a hinge joint, as of the elbow, knee and wrist.
- Colles' Fracture** — A fracture of the distal end of the radius with the lower end being displaced backward.
- Concussion** — Jarring injury of the brain resulting in dysfunction. It can be graded as mild, moderate or severe depending on loss of consciousness, amnesia and loss of equilibrium.
- Contusion** — An injury to a muscle and tissues caused by a blow from a blunt object.
- Cortical Steroids** — Used to suppress joint inflammation.
- Costochondral** — Cartilage that separates the bones within the rib cage.
- Degenerative Joint Disease** — Changes in the joint surfaces as a result of repetitive trauma.
- Deltoid Ligament** — Ligament that connects the tibia to bones of the medial aspect of the foot and is primarily responsible for stability of the ankle on the medial side. Is sprained less frequently than other ankle ligaments.
- Deltoid Muscle** — Muscles at the top of the arm, just below the shoulder, responsible for shoulder motions to the front, side and back.
- Disc, Intervertebral** — A flat, rounded plate between each vertebrae of the spine. The disc consists of a thick fiber ring which surrounds a soft gel-like interior. It functions as a cushion and shock absorber for the spinal column.
- Dislocation** — Complete displacement of joint surfaces.
- Dusky** — Areas of decreased temperature may indicate arterial compromise and decreased tissue viability.
- Eccymosis** — Bleeding into the surface tissue below the skin, resulting in a "black and blue" effect.
- Edema** — Accumulation of fluid in organs and tissues of the body; swelling.
- Effusion** — Accumulation of fluid, or the knee itself, in various spaces in the body. Commonly, the knee has an effusion after an injury.
- Electromyogram (EMG)** — Test to determine nerve function.
- Epicondylitis** — Inflammation in the elbow due to overuse.
- Erythema** — Inflammatory redness of the skin.
- Exudate** — Any fluid that has exuded out of a tissue or its capillaries, specifically because of injury or inflammation.
- Fracture** — Breach in continuity of a bone. Types of fractures include simple, compound, comminuted, greenstick, incomplete, impacted, longitudinal, oblique, stress or transverse.
- Gadolinium MRI** — The chemical gadolinium is injected into the joint being studied to enhance the diagnosis image of the structures under investigation.
- Grade One Injury** — A mild injury in which ligament, tendon, or other musculoskeletal tissue may have been stretched or confused, but not torn or otherwise disrupted.
- Grade Two Injury** — A moderate injury when musculoskeletal tissue has been partially, but not totally torn which causes appreciable limitation in function of the injured tissue.
- Grade Three Injury** — A severe injury in which tissue has been significant, and in some cases totally, torn or otherwise disrupted causing a virtual total loss of function.
- Hematoma** — Tumor-like mass produced by an accumulation of coagulated blood in a cavity.



Illiotalibial Band — A thick, wide fascial layer that runs from the iliac crest to the knee joint and is occasionally inflamed as a result of excessive running.

Inflammation — The body's natural response to injury in which the injury site might display various degrees of pain, swelling, heat, redness and/or loss of function.

Labrum — An edge, rim or lip-shaped structure found in the shoulder joint.

Ligament — Band of fibrous tissue that connects bone to bone or bone to cartilage and supports and strengthens joints.

Magnetic Resonance Imaging (MRI) — Imaging procedure in which a radio frequency pulse causes certain electrical elements of the injured tissue to react to this pulse and through this process a computer display and permanent film establish a visual image. MRI does not require radiation and is very useful in the diagnosis of soft tissue, disc and meniscus injuries.

Meniscectomy — An intra-articular surgical procedure of the knee by which all or part of the damaged meniscus is removed.

Meniscus — Crescent shaped cartilage, usually pertaining to the knee joint; also known as "cartilage." There are two menisci in the knee, medial and lateral. These work to absorb weight within the knee and provide stability.

Metacarpals — Five long bones of the hand running from the wrist to the fingers.

Metatarsals — Five long bones of the foot, running from the ankle to the toes.

Patella Tendinitis — Inflammation of the patellar ligament; also known as "jumpers knee."

Patellofemoral Joint — Articulation of the kneecap and femur. Inflammation of this joint can occur through: 1) acute injury to the patella, 2) overuse from excessive running particularly if there is an associated knee weakness, 3) chronic wear and tear of the knee, 4) as a result of poor foot mechanics. Patellofemoral irritation can lead to chondromalacia, which in its most chronic condition, could require surgery.

Phlebitis — Inflammation of a vein.

Plica — Fold of tissue in the joint capsule and a common result of knee injury.

Posterior Cruciate Ligament (PCL) — A primary stabilizing ligament of the knee that provides significant stability and prevents displacement of the tibia backward within the knee joint. A complete tear of this ligament necessitating reconstruction could require up to 12 months rehabilitation.

Reconstruction — Surgical rebuilding of a joint using natural, artificial or transplanted materials.

Referred Pain — Pain felt in an undamaged area of body away from the actual injury.

Rotator Cuff — Comprised of four muscles in the shoulder area that can be irritated by overuse. The muscles are the supraspinatus (most commonly injured), infraspinatus, teres minor and subscapularis.

Rotator Cuff Impingement Syndrome — A microtrauma or overuse injury caused by stress, and the four stages are: 1) tendinitis with temporary thickening of the bursa and rotator cuff; 2) fiber dissociation in the tendon with permanent thickening of the bursa and scar formation; 3) a partial rotator cuff tear of less than one cm.; and 4) a complete tear of one cm. or more.

Scapula — Shoulder blade.

Sciatica — Irritation of the sciatic nerve resulting in pain or tingling running down the inside of the leg.

Sciatic Nerve — Major nerve that carries impulses for muscular action and sensations between the low back and thigh and lower leg; it is the longest nerve in the body.

Shin Splint — A catch-all syndrome describing pain in the shin that is not a fracture or tumor and cannot be defined otherwise.

Spondylitis — Inflammation of one or more vertebrae.

Spondylolisthesis — Forward displacement of one vertebrae over another below it due to a developmental defect in the vertebrae.

Spondylosis — Abnormal vertebral fixation or immobility.

Sprain — Injury resulting from a stretch or twist of the joint and causes various degrees of stretch or tear of a ligament or other soft tissue at the joint.

Strain — Injury resulting from a pull or torsion to the muscle or tendon that causes various degrees of stretch or tear to the muscle or tendon tissue.

Stress Fracture — A hair-line type of break in a bone caused by overuse.

Stress X-Ray — A continual x-ray taken when a portion of the body is stressed to its maximum in order to determine joint stability. This is a test utilized in some ankle injuries.

Subluxation — Partial dislocation of a joint. The term usually implies that the joint can return to its normal position without formal reduction.

Tarsals — Group of seven bones of the foot consisting of the calcaneal, talus, cuboid and three cuneiform bones.

Tendinitis — Inflammation of the tendon and/or tendon sheath, caused by chronic overuse or sudden injury.

Tendon — Tissue that connects muscle to bone.

Thoracic Outlet Compression Syndrome — A neuro-vascular disorder or the upper extremity common in throwing.

Tomograph — A special type of x-ray apparatus that demonstrates an organ or tissue at a particular depth.

Transverse Process — Small lateral projection off the right and left side of each vertebrae that functions as an attachment site for muscles and ligaments of the spine.

Triangular Cartilage — A connective tissue characterized by its nonvascularity and firm consistency; located on the little finger side of the wrist.

Ulna Collateral Ligament — A band or sheet of fibrous tissue connecting two or more bones, cartilage, or other structures, or serving as support for fasciae or muscles located on the inside of the elbow (ligament that is replaced or repaired for the "Tommy John" surgery).

Ulnar Nerve — Nerve in the elbow commonly irritated by excessive throwing.

Wrist — The junction between the two forearm bones (radius and ulna) and eight wrist bones (trapezium, capitate, hamate, pisiform, triquetrum, lunate and scaphoid).

NOTE: This list is not meant to be all inclusive nor should it be used as a substitute for physician's diagnosis and/or description of an injury or illness. For further definitions, please refer to the Stedman's Pocket Medical Dictionary published by Williams and Wilkins.

1903—Boston (A.L.)	1957—Milwaukee (N.L.)
1904—No Series Played	1958—New York (A.L.)
1905—New York (N.L.)	1959—Los Angeles (N.L.)
1906—Chicago (A.L.)	1960—Pittsburgh (N.L.)
1907—Chicago (N.L.)	1961—New York (A.L.)
1908—Chicago (N.L.)	1962—New York (A.L.)
1909—Pittsburgh (N.L.)	1963—Los Angeles (N.L.)
1910—Philadelphia (A.L.)	1964—St. Louis (N.L.)
1911—Philadelphia (A.L.)	1965—Los Angeles (N.L.)
1912—Boston (A.L.)	1966—Baltimore (A.L.)
1913—Philadelphia (A.L.)	1967—St. Louis (N.L.)
1914—Boston (N.L.)	1968—Detroit (A.L.)
1915—Boston (A.L.)	1969—New York (N.L.)
1916—Boston (A.L.)	1970—Baltimore (A.L.)
1917—Chicago (A.L.)	1971—Pittsburgh (N.L.)
1918—Boston (A.L.)	1972—Oakland (A.L.)
1919—Cincinnati (N.L.)	1973—Oakland (A.L.)
1920—Cleveland (A.L.)	1974—Oakland (A.L.)
1921—New York (N.L.)	1975—Cincinnati (N.L.)
1922—New York (N.L.)	1976—Cincinnati (N.L.)
1923—New York (A.L.)	1977—New York (A.L.)
1924—Washington (A.L.)	1978—New York (A.L.)
1925—Pittsburgh (N.L.)	1979—Pittsburgh (N.L.)
1926—St. Louis (N.L.)	1980—Philadelphia (N.L.)
1927—New York (A.L.)	1981—Los Angeles (N.L.)
1928—New York (A.L.)	1982—St. Louis (N.L.)
1929—Philadelphia (A.L.)	1983—Baltimore (A.L.)
1930—Philadelphia (A.L.)	1984—Detroit (A.L.)
1931—St. Louis (N.L.)	1985—Kansas City (A.L.)
1932—New York (A.L.)	1986—New York (N.L.)
1933—New York (A.L.)	1987—Minnesota (A.L.)
1934—St. Louis (N.L.)	1988—Los Angeles (N.L.)
1935—Detroit (A.L.)	1989—Oakland (A.L.)
1936—New York (A.L.)	1990—Cincinnati (N.L.)
1937—New York (A.L.)	1991—Minnesota (A.L.)
1938—New York (A.L.)	1992—Toronto (A.L.)
1939—New York (A.L.)	1993—Toronto (A.L.)
1940—Cincinnati (N.L.)	1994—No Series Played
1941—New York (A.L.)	1995—Atlanta (N.L.)
1942—St. Louis (N.L.)	1996—New York (A.L.)
1943—New York (A.L.)	1997—Florida (N.L.)
1944—St. Louis (N.L.)	1998—New York (A.L.)
1945—Detroit (A.L.)	1999—New York (A.L.)
1946—St. Louis (N.L.)	2000—New York (A.L.)
1947—New York (A.L.)	2001—Arizona (N.L.)
1948—Cleveland (A.L.)	2002—Angels (A.L.)
1949—New York (A.L.)	2003—Florida (N.L.)
1950—New York (A.L.)	2004—Boston (A.L.)
1951—New York (A.L.)	2005—Chicago (A.L.)
1952—New York (A.L.)	2006—St. Louis (N.L.)
1953—New York (A.L.)	2007—Boston (A.L.)
1954—New York (N.L.)	2008—Philadelphia (N.L.)
1955—Brooklyn (N.L.)	2009—New York (A.L.)
1956—New York (A.L.)	2010—San Francisco (N.L.)

AMERICAN LEAGUE

1931—Lefty Grove, Phi.
 1932—Jimmie Foxx, Phi.
 1933—Jimmie Foxx, Phi.
 1934—Mickey Cochrane, Det.
 1935—Hank Greenberg, Det.
 1936—Lou Gehrig, N. Y.
 1937—Charley Gehringer, Det.
 1938—Jimmie Foxx, Bos.
 1939—Joe DiMaggio, N.Y.
 1940—Hank Greenberg, Det.
 1941—Joe DiMaggio, N.Y.
 1942—Joe Gordon, N.Y.
 1943—Spud Chandler, N.Y.
 1944—Hal Newhouser, Det.
 1945—Hal Newhouser, Det.
 1946—Ted Williams, Bos.
 1947—Joe DiMaggio, N.Y.
 1948—Lou Boudreau, Cle.
 1949—Ted Williams, Bos.
 1950—Phil Rizzuto, N.Y.
 1951—Yogi Berra, N.Y.
 1952—Bobby Shantz, Phi.
 1953—Al Rosen, Cle.
 1954—Yogi Berra, N.Y.
 1955—Yogi Berra, N.Y.
 1956—Mickey Mantle, N.Y.
 1957—Mickey Mantle, N.Y.
 1958—Jackie Jensen, Bos.
 1959—Nellie Fox, Chi.
 1960—Roger Maris, N.Y.
 1961—Roger Maris, N.Y.
 1962—Mickey Mantle, N.Y.
 1963—Elston Howard, N.Y.
 1964—Brooks Robinson, Bal.
 1965—Zoilo Versalles, Min.
 1966—Frank Robinson, Bal.
 1967—Carl Yastrzemski, Bos.
 1968—Denny McLain, Det.
 1969—Harmon Killebrew, Min.
 1970—Boog Powell, Bal.
 1971—Vida Blue, Oak.
 1972—Dick Allen, Chi.
 1973—Reggie Jackson, Oak.
 1974—Jeff Burroughs, Tex.
 1975—Fred Lynn, Bos.
 1976—Thurman Munson, N.Y.
 1977—Rod Carew, Min.
 1978—Jim Rice, Bos.
1979—Don Baylor, Cal.
 1980—George Brett, K.C.
 1981—Rollie Fingers, Mil.
 1982—Robin Yount, Mil.
 1983—Cal Ripken, Jr., Bal.
 1984—Willie Hernandez, Det.
 1985—Don Mattingly, N.Y.
 1986—Roger Clemens, Bos.
 1987—George Bell, Tor.
 1988—Jose Canseco, Oak.
 1989—Robin Yount, Mil.
 1990—Rickey Henderson, Oak.
 1991—Cal Ripken, Jr., Bal.
 1992—Dennis Eckersley, Oak.
 1993—Frank Thomas, Chi.
 1994—Frank Thomas, Chi.
 1995—Mo Vaughn, Bos.
 1996—Juan Gonzalez, Tex.
 1997—Ken Griffey Jr., Sea.
 1998—Juan Gonzalez, Tex.
 1999—Ivan Rodriguez, Tex.
 2000—Jason Giambi, Oak.
 2001—Ichiro Suzuki, Sea.
 2002—Miguel Tejada, Oak.
 2003—Alex Rodriguez, Tex.
2004—Vladimir Guerrero, Ana.
 2005—Alex Rodriguez, N.Y.
 2006—Justin Morneau, Minn.
 2007—Alex Rodriguez, N.Y.
 2008—Dustin Pedroia, Bos.
 2009—Joe Mauer, Minn.
 2010—Josh Hamilton, Tex.

NATIONAL LEAGUE

1931—Frank Frisch, StL.
 1932—Chuck Klein, Phi.
 1933—Carl Hubbell, N.Y.
 1934—Dizzy Dean, StL.
 1935—Gabby Hartnett, Chi.
 1936—Carl Hubbell, N.Y.
 1937—Joe Medwick, StL.
 1938—Ernie Lombardi, Cin.
 1939—Bucky Walters, Cin.
 1940—Frank McCormick, Cin.
 1941—Dolf Camilli, Bkn.
 1942—Mort Cooper, StL.
 1943—Stan Musial, StL.
 1944—Marty Marion, StL.
 1945—Phil Cavarretta, Chi.
 1946—Stan Musial, StL.
 1947—Bob Elliott, Bos.
 1948—Stan Musial, StL.
 1949—Jackie Robinson, Bkn.
 1950—Jim Konstanty, Phi.
 1951—Roy Campanella, Bkn.
 1952—Hank Sauer, Bkn.
 1953—Roy Campanella, Bkn.
 1954—Willie Mays, N.Y.
 1955—Roy Campanella, Bkn.
 1956—Don Newcombe, Bkn.
 1957—Hank Aaron, Mil.
 1958—Ernie Banks, Chi.
 1959—Ernie Banks, Chi.
 1960—Dick Groat, Pit.
 1961—Frank Robinson, Cin.
 1962—Maury Wills, L.A.
 1963—Sandy Koufax, L.A.
 1964—Ken Boyer, StL.
 1965—Willie Mays, S.F.
 1966—Roberto Clemente, Pit.
 1967—Orlando Cepeda, StL.
 1968—Bob Gibson, StL.
 1969—Willie McCovey, S.F.
 1970—Johnny Bench, Cin.
 1971—Joe Torre, Cin.
 1972—Johnny Bench, Cin.
 1973—Pete Rose, Cin.
 1974—Steve Garvey, L.A.
 1975—Joe Morgan, Cin.
 1976—Joe Morgan, Cin.
 1977—George Foster, Cin.
 1978—Dave Parker, Pit.
 1979—Keith Hernandez, StL. / Willie Stargell, Pit.
 1980—Mike Schmidt, Phi.
 1981—Mike Schmidt, Phi.
 1982—Dale Murphy, Atl.
 1983—Dale Murphy, Atl.
 1984—Ryne Sandberg, Chi.
 1985—Willie McGee, StL.
 1986—Mike Schmidt, Phi.
 1987—Andre Dawson, Chi.
 1988—Kirk Gibson, L.A.
 1989—Kevin Mitchell, S.F.
 1990—Barry Bonds, Pit.
 1991—Terry Pendleton, Atl.
 1992—Barry Bonds, Pit.
 1993—Barry Bonds, S.F.
 1994—Jeff Bagwell, Hou.
 1995—Barry Larkin, Cin.
 1996—Ken Caminiti, S.D.
 1997—Larry Walker, Col.
 1998—Sammy Sosa, Chi.
 1999—Chipper Jones, Atl.
 2000—Jeff Kent, S.F.
 2001—Barry Bonds, S.F.
 2002—Barry Bonds, S.F.
 2003—Barry Bonds, S.F.
 2004—Barry Bonds, S.F.
 2005—Albert Pujols, StL.
 2006—Ryan Howard, Phi.
 2007—Jimmy Rollins, Phi.
 2008—Albert Pujols, StL.
 2009—Albert Pujols, StL.
 2010—Joey Votto, Cin.

CY YOUNG MEMORIAL AWARD



AMERICAN LEAGUE

1958—Bob Turley, N.Y.
 1959—Early Wynn, Chi.★
 1961—Whitey Ford, N.Y.★
1964—Dean Chance, L.A.★
 1967—Jim Lonborg, Bos.
 1968—Denny McLain, Det.
 1969—Mike Cuellar, Bal.
 Denny McLain, Det.
 1970—Jim Perry, Min.
 1971—Vida Blue, Oak.
 1972—Gaylord Perry, Cle.
 1973—Jim Palmer, Bal.
 1974—Jim Hunter, Oak.
 1975—Jim Palmer, Bal.
 1976—Jim Palmer, Bal.
 1977—Sparky Lyle, N.Y.
 1978—Ron Guidry, N.Y.
 1979—Mike Flanagan, Bal.
 1980—Steve Stone, Bal.
 1981—Rollie Fingers, Mil.
 1982—Pete Vuckovich, Mil.
 1983—LaMarr Hoyt, Chi.
 1984—Willie Hernandez, Det.
 1985—Bret Saberhagen, K.C.
 1986—Roger Clemens, Bos.
 1987—Roger Clemens, Bos.
 1988—Frank Viola, Min.
 1989—Bret Saberhagen, K.C.
 1990—Bob Welch, Oak.
 1991—Roger Clemens, Bos.
 1992—Dennis Eckersley, Oak.
 1993—Jack McDowell, Chi.
 1994—David Cone, K.C.
 1995—Randy Johnson, Sea.
 1996—Pat Hentgen, Tor.
 1997—Roger Clemens, Tor.
 1998—Roger Clemens, Tor.
 1999—Pedro Martinez, Bos.
 2000—Pedro Martinez, Bos.
 2001—Roger Clemens, N.Y.
 2002—Barry Zito, Oak.
 2003—Roy Halladay, Tor.
 2004—Johan Santana, Min.
2005—Bartolo Colon, L.A.A.
 2006—Johan Santana, Min.
 2007—C.C. Sabathia, Cle.
 2008—Cliff Lee, Cle.
 2009—Zack Greinke, K.C.
 2010—Felix Hernandez, Sea.

★Combined Selection

NATIONAL LEAGUE

1956—Don Newcombe, Bkn.★
 1957—Warren Spahn, Mil.★
 1960—Vernon Law, Pit.★
 1962—Don Drysdale, L.A.★
 1963—Sandy Koufax, L.A.★
 1965—Sandy Koufax, L.A.★
 1966—Sandy Koufax, L.A.★
 1967—Mike McCormick, S.F.
 1968—Bob Gibson, StL.
 1969—Tom Seaver, N.Y.
 1970—Bob Gibson, StL.
 1971—Fergie Jenkins, Chi.
 1972—Steve Carlton, Phi.
 1973—Tom Seaver, N.Y.
 1974—Mike Marshall, L.A.
 1975—Tom Seaver, N.Y.
 1976—Randy Jones, S.D.
 1977—Steve Carlton, Phi.
 1978—Gaylord Perry, S.D.
 1979—Bruce Sutter, Chi.
 1980—Steve Carlton, Phi.
 1981—Fernando Valenzuela, L.A.
 1982—Steve Carlton, Phi.
 1983—John Denny, Phi.
 1984—Rick Sutcliffe, Chi.
 1985—Dwight Gooden, N.Y.
 1986—Mike Scott, Hou.
 1987—Steve Bedrosian, Phi.
 1988—Orel Hershiser, L.A.
 1989—Mark Davis, S.D.
 1990—Doug Drabek, Pit.
 1991—Tom Glavine, Atl.
 1992—Greg Maddux, Chi.
 1993—Greg Maddux, Atl.
 1994—Greg Maddux, Atl.
 1995—Greg Maddux, Atl.
 1996—John Smoltz, Atl.
 1997—Pedro Martinez, Mon.
 1998—Tom Glavine, Atl.
 1999—Randy Johnson, Ari.
 2000—Randy Johnson, Ari.
 2001—Randy Johnson, Ari.
 2002—Randy Johnson, Ari.
 2003—Eric Gagne, L.A.
 2004—Roger Clemens, Hou.
 2005—Chris Carpenter, StL.
 2006—Brandon Webb, Ari.
 2007—Jake Peavy, S.D.
 2008—Tim Lincecum, S.F.
 2009—Tim Lincecum, S.F.
 2010—Roy Halladay, Phi.

ANGELS WALK-OFF HOME RUNS SINCE 2000

Date	Opp.	Inn.	Player
04/29/2000	TB	13	Salmon, Tim
05/14/2000	TEX	9	Spiezio, Scott
06/25/2000	MIN	11	Erstad, Darin
07/31/2000	DET	9	Spiezio, Scott
04/13/2001	SEA	9	Anderson, Garret
06/17/2001	LAD	9	Glaus, Troy
04/28/2002	TOR	14	Eckstein, David (Grand Slam)
05/08/2002	DET	9	Glaus, Troy
05/25/2002	MIN	13	Salmon, Tim
06/05/2002	TEX	10	Glaus, Troy
09/16/2003	OAK	9	Spiezio, Scott
09/23/2003	SEA	11	Salmon, Tim
07/31/2004	SEA	11	Guillen, Jose

Date	Opp.	Inn.	Player
08/29/2004	MIN	9	Kennedy, Adam
04/21/2005	CLE	10	Cabrera, Orlando
05/27/2005	KC	10	McPherson, Dallas
06/18/2005	FLA	10	Guerrero, Vladimir
09/05/2006	BAL	10	Kennedy, Adam
06/03/2007	BAL	9	Guerrero, Vladimir
04/07/2008	CLE	9	Hunter, Torii (Grand Slam)
09/12/2008	SEA	9	Napoli, Mike (2-run)
05/29/2010	SEA	10	Morales, Kendry (Grand Slam)
05/30/2010	SEA	9	Kendrick, Howie (3-run)
08/11/2010	KC	10	Abreu, Bobby (Solo)
09/10/2010	SEA	14	Abreu, Bobby (Solo)

*courtesy of Elias Sports Bureau



AMERICAN LEAGUE


1949—Roy Sievers, StL.
 1950—Walt Dropo, Bos.
 1951—Gil McDougald, N.Y.
 1952—Harry Byrd, Phi.
 1953—Harvey Kuenn, Det.
 1954—Bob Grim, N.Y.
 1955—Herb Score, Cle.
 1956—Luis Aparicio, Chi.
 1957—Tony Kubek, N.Y.
 1958—Albie Pearson, Wsh.
 1959—Bob Allison, Wsh.
 1960—Ron Hansen, Bal.
 1961—Don Schwall, Bos.
 1962—Tom Tresh, N.Y.
 1963—Gary Peters, Chi.
 1964—Tony Oliva, Min.
 1965—Curt Blefary, Bal.
 1966—Tommie Agee, Chi.
 1967—Rod Carew, Min.
 1968—Stan Bahnsen, N.Y.
 1969—Lou Piniella, N.Y.
 1970—Thurman Munson, N.Y.
 1971—Chris Chambliss, Cle.
 1972—Carlton Fisk, Bos.
 1973—Al Bumbry, Bal.
 1974—Mike Hargrove, Tex.
 1975—Fred Lynn, Bos.
 1976—Mark Fidrych, Det.
 1977—Eddie Murray, Bal.
 1978—Lou Whitaker, Det.
 1979—John Castino, Min.
 Alfredo Griffin, Tor.
 1980—Joe Charboneau, Cle.
 1981—Dave Righetti, N.Y.
 1982—Cal Ripken, Jr., Bal.
 1983—Ron Kittle, Chi.
 1984—Alvin Davis, Sea.
 1985—Ozzie Guillen, Chi.
 1986—Jose Canseco, Oak.
 1987—Mark McGwire, Oak.
 1988—Walt Weiss, Oak.
 1989—Gregg Olson, Bal.
 1990—Sandy Alomar, Jr., Cle.
 1991—Chuck Knoblauch, Min.
 1992—Pat Listach, Mil.
1993—Tim Salmon, Cal.
 1994—Bob Hamelin, K.C.
 1995—Marty Cordova, Min.
 1996—Derek Jeter, N.Y.
 1997—Nomar Garciaparra, Bos.
 1998—Ben Grieve, Oak.
 1999—Carlos Beltran, K.C.
 2000—Kazuhiko Sasaki, Sea.
 2001—Ichiro Suzuki, Sea.
 2002—Eric Hinske, Tor.
 2003—Angel Berroa, K.C.
 2004—Bobby Crosby, Oak.
 2005—Huston Street, Oak.
 2006—Justin Verlander, Det.
 2007—Dustin Pedroia, Bos.
 2008—Evan Longoria, T.B.
 2009—Andrew Bailey, Oak.
 2010—Neftali Feliz, Tex.

NATIONAL LEAGUE

1947—Jackie Robinson, Bkn.★
 1948—Alvin Dark, Bos.★
 1949—Don Newcombe, Bkn.
 1950—Sam Jethroe, Bos.
 1951—Willie Mays, N.Y.
 1952—Joe Black, Bkn.
 1953—Jim Gilliam, Bkn.
 1954—Wally Moon, StL.
 1955—Bill Virdon, StL.
 1956—Frank Robinson, Cin.
 1957—Jack Sanford, Phi.
 1958—Orlando Cepeda, S.F.
 1959—Willie McCovey, S.F.
 1960—Frank Howard, L.A.
 1961—Billy Williams, Chi.
 1962—Ken Hubbs, Chi.
 1963—Pete Rose, Cin.
 1964—Dick Allen, Phi.
 1965—Jim Lefebvre, L.A.
 1966—Tommy Helms, Cin.
 1967—Tom Seaver, N.Y.
 1968—Johnny Bench, Cin.
 1969—Ted Sizemore, L.A.
 1970—Carl Morton, Mon.
 1971—Earl Williams, Atl.
 1972—Jon Matlack, N.Y.
 1973—Gary Matthews, S.F.
 1974—Bake McBride, StL.
 1975—John Montefusco, S.F.
 1976—Butch Metzger, S.D. / Pat Zachry, Cin.
 1977—Andre Dawson, Mon.
 1978—Bob Horner, Atl.
 1979—Rick Sutcliffe, L.A.
 1980—Steve Howe, L.A.
 1981—Fernando Valenzuela, L.A.
 1982—Steve Sax, L.A.
 1983—Darryl Strawberry, N.Y.
 1984—Dwight Gooden, N.Y.
 1985—Vince Coleman, StL.
 1986—Todd Worrell, StL.
 1987—Benito Santiago, S.D.
 1988—Chris Sabo, Cin.
 1989—Jerome Walton, Chi.
 1990—Dave Justice, Atl.
 1991—Jeff Bagwell, Hou.
 1992—Eric Karros, L.A.
 1993—Mike Piazza, L.A.
 1994—Raul Mondesi, L.A.
 1995—Hideo Nomo, L.A.
 1996—Todd Hollandsworth, L.A.
 1997—Scott Rolen, Phi.
 1998—Kerry Wood, Chi.
 1999—Scott Williamson, Cin
 2000—Rafael Furcal, Atl.
 2001—Albert Pujols, StL.
 2002—Jason Jennings, Col.
 2003—Dontrelle Willis, Fla.
 2004—Jason Bay, Pit.
 2005—Ryan Howard, Phi.
 2006—Hanley Ramirez, Fla.
 2007—Ryan Braun, Mil.
 2008—Geovany Soto, Chi.
 2009—Chris Coghlan, Fla.
 2010—Buster Posey, S.F.

★Combined Selection

SPRING TRAINING



Fans young and old have watched the Angels train in Tempe, Arizona for 19 years – dating back to 1993.





The Angels will hold Spring Training for the 19th consecutive season (dating back to 1993) in Tempe, AZ, where they play their spring home games at Tempe Diablo Stadium. The Angels initially signed a 25-year lease (including two five-year options) with the city of Tempe on July 25, 1991, making Tempe Diablo Stadium their Spring Training facility until 2017. Then on Nov. 8, 2004, the Angels and the city agreed to an extended lease through the year 2025. As part of the new lease agreement, the Tempe Diablo Stadium complex was expanded and renovated to include the club's Minor League Spring operations, a project that was completed in time for the 2006 Spring Training season. (See box next page.)

Tempe Diablo Stadium, which is owned and operated by the City of Tempe Parks and Recreation Department, previously housed the Seattle Pilots, Milwaukee Brewers (1969-71) and Seattle Mariners (1977-92).

In 1992, the stadium was completely rebuilt and renovated with the combined efforts of HOK Sports Facilities Group and the Angels. Groundbreaking for the stadium took place, April 22, 1992 and cost an estimated \$5.8 million to complete. Two-thirds of the funding was provided by Maricopa County and one-third by the city of Tempe. All revenues from food and beverage concessions, parking, souvenirs and in-stadium advertising are shared equally by the City of Tempe and the Angels, while the city receives 20% of revenues from ticket sales.

Dedication ceremonies for Tempe Diablo Stadium took place Feb. 27, 1993, with the Angels playing their first spring home game, March 7, 1993 against Oakland.

The new Tempe Diablo Stadium complex includes six-and-a-half practice fields in addition to the main stadium, which was dedicated as Gene Autry Field in 1999 in honor of the former Angels' owner who passed away after the 1998 season.

FACTS & FIGURES

Address: 2200 W. Alameda, Tempe, AZ 85282
Address (Minors): 2225 W. Westcourt Way, Tempe, AZ 85282
Owners: City of Tempe Parks and Recreation Department
Tenant: Angels Baseball
Architect: DLR Group (2006 renovation)/HOK Sports (1992)
Builder: Moline Construction (2006)/Weitz Company (1992)
Cost: 20 million (2006 est.)/5.8 million (1992 est.)
Groundbreaking Dates: April 13, 2005/April 22, 1992
Stadium Area: 75 acres (estimate)
Parking Facilities: East and West parking lots with 1,350 paved parking spaces; one disabled accessible entry ramp, field and service access.

Seating Capacity: 9,558

3,110: Field Box Seats
 3,304: Field MVP Seats
 503: Grandstand seats
 2,600: Lawn seats (estimate)
 41: Suites

FAN ACCOMODATIONS

(All with disabled access)

- | | |
|-------------------------|-------------------------|
| 3 Women's Restrooms | 1 Guest Services Office |
| 3 Men's Restrooms | 1 First Aid Station |
| 1 Family Restroom | 1 Box Office |
| 5 Concession Stands | 8 Ticket Windows |
| 1 Walk-In Novelty Store | 2 Picnic Areas |

PRESS FACILITIES

- | | |
|----------------------------|-------------------------|
| Seating for 30 | 1 Scoreboard Operator |
| 2 Television Booths | 1 Sound System Operator |
| 3 Radio Booths | 1 Serving Kitchen |
| 1 Public Address Announcer | |



Dimensions of the stadium are 340' down the left field line; 360' down the right field line; 400' to the left and right-center power alleys and 420' to center with an outfield fence height of eight feet. The playing surface is Bermuda natural grass.

Seating capacity for each game at Tempe Diablo Stadium is 9,558 (including seating for the disabled, lawn seats, suites and temporary bleachers).

Parking for the stadium features two parking lots (east and west) with 1,350 paved parking spaces, including two disabled entryways as well as field and service access.

ANGELS SPRING TRAINING SITES

Beginning in 1961, the Angels played their Spring Training contests at Angels Stadium in Palm Springs. The facility was formerly called the Polo Grounds until switching its name in 1964. Then, on December 19, 1965, the Angels signed an agreement to also hold Spring Training in Holtville, CA, located approximately 10 miles east of El Centro. The club annually spent 10 days to two weeks at the four-diamond complex from 1966 through 1979, before returning on a full-time basis to Palm Springs in 1980.

In 1982 and 1983, the Angels divided spring headquarters between Casa Grande, AZ and Palm Springs.

On April 1, 1992, the Angels defeated San Diego, 3-1 at Angels Stadium in the final exhibition game of Spring Training. The contest was historic in that it marked the final spring training game for the Angels in Palm Springs, CA, their Cactus League home for 32 years.

1961-65	Palm Springs, CA	1982-83	Casa Grande, AZ/Palm Springs, CA
1966-79	Holtville, CA/ Palm Springs, CA	1984-92	Mesa, AZ/Palm Springs, CA
1980-81	Palm Springs, CA	1993-Present	Tempe, AZ

TEMPE DIABLO STADIUM RENOVATIONS

On Nov. 8, 2004, the Angels agreed to an extended lease with the city of Tempe which included the expansion and renovation of the Tempe Diablo Stadium complex. Following are some of the improvements completed in the recent renovation:

- Minor league Spring Training operations moved from Mesa to Tempe;
- Practice fields expanded and constructed to create four additional lighted ball fields;
- Refurbished club houses and expanded dugouts;
- New state-of-the-art seating;
- New sound system;



ANGELS 2011 SPRING TRAINING

MAJOR LEAGUE CAMP

Tempe Diablo Stadium
2200 West Alameda Drive
Tempe, AZ 85282
(480) 350-5205 (Main Info. Line)
(480) 350-5265 (Stadium Mgr.)
(480) 858-7583 FAX

Sheraton Phoenix Airport
1600 South 52nd Street
Tempe, AZ 85281
(480) 967-6600
(480) 829-9427 FAX

TEMPE DIABLO STADIUM STAFF

Travis Dray.....Deputy of Community Services - Recreation
Mike Armfield..... Recreation Manager
Jerry Hall Tempe Diablo Stadium Manager
Tim Pfannenstien..... Grounds Crew Supervisor

TEMPE DIABLO STADIUM PRESS BOX TELEPHONE NUMBER

(480) 858-7523

Telephones for the working media should be ordered through QWest at (800) 608-7512.

For connection of telephone line, please call Steve Lengua of the
City of Tempe Telecommunications Dept. at (480) 350-2976.

MINOR LEAGUE CAMP

Tempe Diablo Minor League Complex
2225 W. Westcourt Way
Tempe, AZ 85282
(480) 858-7558
(480) 858-7550 FAX

Homestead Suites
5165 15th Street
Tempe, AZ 85282
(480) 557-8880

ANGELS MINOR LEAGUE STAFF

Eric Blum..... Minor League Equipment / Operations Manager, Tempe
Aaron Wiedeman.....Assistant Minor League Equipment Manager, Tempe / Video Editor



MAJOR LEAGUE BASEBALL



DAY	DATE	OPPONENT	LOCATION	TIME
2/26	Sat.	Los Angeles	Tempe Diablo Stadium	12:05 PM
2/27	Sun.	Los Angeles	Glendale	12:05 PM
2/28	Mon.	Oakland	Tempe Diablo Stadium	12:05 PM
3/1	Tues.	Cincinnati (ss)	Tempe Diablo Stadium	12:05 PM
3/2	Wed.	Texas	Surprise	12:05 PM
3/3	Thurs.	Kansas City	Tempe Diablo Stadium	12:05 PM
3/4	Fri.	Chicago WS	Tempe Diablo Stadium	12:05 PM
3/5	Sat.	Milwaukee	Maryvale	12:05 PM
3/6	Sun.	Arizona	Tempe Diablo Stadium	12:05 PM
3/7	Mon.	Chicago Cubs	Mesa	12:05 PM
3/8	Tues.	Texas	Tempe Diablo Stadium	12:05 PM
3/9	Wed.	Colorado	Tempe Diablo Stadium	12:05 PM
3/10	Thurs.	Seattle	Peoria	12:05 PM
3/10	Thurs.	Kansas City	Tempe Diablo Stadium	12:05 PM
3/11	Fri.	Arizona	Tempe Diablo Stadium	12:05 PM
3/12	Sat.	Cleveland	Goodyear	1:05 PM
3/13	Sun.	Cincinnati	Goodyear	1:05 PM
3/13	Sun.	Seattle	Tempe Diablo Stadium	1:05 PM
3/14	Mon.	OFF DAY		
3/15	Tues.	San Diego	Peoria	1:05 PM
3/16	Wed.	Arizona	Scottsdale	1:10 PM
3/17	Thurs.	San Francisco	Scottsdale	7:05 PM
3/18	Fri.	San Diego	Tempe Diablo Stadium	1:05 PM
3/19	Sat.	Cleveland	Tempe Diablo Stadium	1:05 PM
3/20	Sun.	Colorado	Scottsdale	1:10 PM
3/21	Mon.	Chicago	Tempe Diablo Stadium	1:05 PM
3/22	Tues.	Kansas City	Surprise	6:10 PM
3/23	Wed.	San Francisco	Tempe Diablo Stadium	1:05 PM
3/24	Thurs.	Milwaukee	Tempe Diablo Stadium	1:05 PM
3/25	Fri.	Oakland	Phoenix	1:05 PM
3/26	Sat.	Chicago WS	Glendale	1:05 PM
3/27	Sun.	San Diego	Angel Stadium of Anaheim	2:05 PM
3/28	Mon.	Los Angeles	Dodger Stadium	7:10 PM
3/29	Tues.	Los Angeles	Angel Stadium of Anaheim	7:05 PM
3/30	Wed.	OFF DAY		

All Times are Pacific Standard Time

Bold Indicates Home Game

Game Times Subject to Change

FRED HANEY MEMORIAL AWARD

Awarded by the organization to the outstanding Angels rookie(s) during spring training.

1980 — Alfredo Martinez
1981 — Mike Witt
1982 — Angel Moreno
1983 — Mike Brown
1984 — Ron Romanick
1985 — Pat Clements, Jack Howell, Wally Joyner
1986 — Wally Joyner
1987 — Devon White
1988 — Frank DiMichele
1989 — Dante Bichette
1990 — John Orton
1991 — Bobby Rose
1992 — Chad Curtis
1993 — Darryl Scott
1994 — Jim Edmonds

1995 — No recipient due to strike
1996 — George Arias
1997 — Jason Dickson
1998 — Troy Glaus
1999 — Mike Fyhrie & Keith Luuloa
2000 — Bengie Molina
2001 — David Eckstein
2002 — Gary Johnson
2003 — Dusty Bergman
2004 — Brian Specht
2005 — Maicer Izturis
2006 — Kendry Morales
2007 — Nick Gorneault
2008 — Darren O'Day
2009 — Matt Brown
2010 — Michael Kohn

SPRING TRAINING





2010 SPRING TRAINING STATS

NAME	PITCH																					HIT				
	BA	SLG	OBP	G	AB	R	H	TB	2B	3B	HR	RBI	SH	SF	HBP	BB	IBB	SO	SB	CS	GDP	E	AB	H	HR	RBI
Abreu	.220	.390	.298	17	41	7	9	16	1	0	2	7	0	1	0	5	0	10	2	0	0	1	10	4	0	0
C. Aldridge	.395	.737	.465	26	38	11	15	28	3	2	2	4	0	1	4	8	0	0	0	0	0	0	0	0	0	0
Armstrong	.167	.333	.231	10	12	2	2	4	0	1	0	2	0	0	0	1	0	5	1	0	0	0	0	0	0	0
Auer	---	---	---	1	0	0	0	0	0	0	0	0	0	0	0	0	0	0	0	0	0	0	0	0	0	0
Aybar	.346	.423	.435	20	52	10	18	22	0	2	0	5	0	1	0	9	0	10	5	3	0	2	2	0	0	0
Baird	.000	.000	.000	1	2	0	0	0	0	0	0	0	0	0	0	0	0	1	0	0	0	0	1	1	0	0
Bourjos	.225	.450	.304	22	40	12	9	18	1	1	2	7	0	1	0	5	0	10	9	1	1	1	1	1	0	0
Brossman	.000	.000	.000	3	3	0	0	0	0	0	0	0	0	0	0	0	0	0	0	0	0	1	1	1	0	0
Budde	.000	.000	.250	10	6	1	0	0	0	0	0	0	0	0	0	2	0	2	0	0	1	2	4	0	0	0
Castillo	---	---	---	1	0	0	0	0	0	0	0	0	0	0	0	0	0	0	0	0	0	0	0	0	0	0
Conger	.286	.429	.455	7	7	0	2	3	1	0	0	1	0	0	0	3	0	1	0	0	0	1	3	0	0	0
Coon	.375	.750	.444	8	8	2	3	6	1	1	0	2	0	0	0	1	0	2	0	0	0	0	0	0	0	0
De Los Santos	.167	.167	.167	4	6	0	1	1	0	0	0	0	0	0	0	0	0	2	0	0	0	0	3	0	0	0
Evans	.271	.458	.314	21	48	6	13	22	6	0	1	5	0	0	0	3	0	9	2	0	2	0	2	0	0	0
Fuller	1.000	1.000	1.000	1	1	1	1	1	0	0	0	0	0	0	0	0	0	0	0	0	0	0	0	0	0	0
Gorneault	.200	.200	.200	3	5	0	1	1	0	0	0	0	0	0	0	0	0	0	0	0	0	0	0	0	0	0
Hunter	.378	.667	.481	19	45	9	17	30	4	0	3	9	0	0	0	9	0	9	2	0	2	1	0	0	0	0
Izturis	.370	.500	.442	17	46	10	17	23	6	1	0	6	0	0	0	6	0	4	1	1	0	0	0	0	0	0
Kendrick	.313	.478	.324	22	67	7	21	32	9	1	0	12	0	0	0	1	0	8	5	1	3	4	0	0	0	0
Kiniry	.000	.000	.000	1	1	0	0	0	0	0	0	0	0	0	0	0	0	0	0	0	0	0	0	0	0	0
Long	.000	.000	.000	1	1	0	0	0	0	0	0	0	0	0	0	0	0	0	0	0	0	0	0	0	0	0
Mathis	.220	.366	.292	17	41	8	9	15	3	0	1	10	0	2	3	2	0	8	0	0	0	1	0	0	0	0
Matsui	.261	.348	.352	19	46	7	12	16	1	0	1	9	0	1	0	7	0	10	0	0	1	0	0	0	0	0
Moore	.286	.286	.444	8	7	0	2	2	0	0	0	2	0	0	0	2	0	3	1	1	1	0	0	0	0	0
Morales	.381	.603	.429	23	63	11	24	38	3	1	3	18	0	1	0	6	0	10	0	1	3	0	0	0	0	0
Mount	.222	.556	.364	5	9	2	2	5	0	0	1	2	0	0	0	2	0	3	0	0	0	0	4	1	0	0
Napoli	.280	.760	.368	18	50	11	14	38	6	0	6	11	0	0	0	7	0	12	2	0	2	1	1	1	0	0
Navarro	.308	.308	.286	9	13	2	4	4	0	0	0	2	0	0	0	1	0	0	0	0	0	0	2	1	0	0
Nieves	.500	.500	.667	5	2	0	1	1	0	0	0	0	0	0	0	1	0	0	0	0	0	0	1	1	0	0
Ortiz	---	---	---	1	0	0	0	0	0	0	0	0	0	0	0	0	0	0	0	0	0	0	0	0	0	0
Patchett	.286	.393	.382	21	28	7	8	11	3	0	0	4	0	1	0	5	0	8	0	0	1	4	0	0	0	0
D. Perez	.000	.000	.000	1	1	0	0	0	0	0	0	0	0	0	0	0	0	1	0	0	0	0	0	0	0	0
J. Perez	---	---	---	1	0	0	0	0	0	0	0	0	0	0	0	0	0	0	0	0	0	0	0	0	0	0
Phillips	.000	.000	.000	1	1	0	0	0	0	0	0	0	0	0	0	0	0	0	0	0	0	0	0	0	0	0
Quinlan	.176	.255	.236	24	51	5	9	13	2	1	0	4	0	0	0	4	0	12	1	0	1	0	7	0	0	0
Ramirez	.000	.000	.000	2	2	0	0	0	0	0	0	0	0	0	0	0	0	2	0	0	0	0	1	0	0	0
Rivera	.242	.452	.284	23	62	7	15	28	7	0	2	11	0	1	1	3	0	11	0	1	4	0	0	0	0	0
Romine	.222	.222	.364	13	18	1	4	4	0	0	0	0	0	0	0	0	4	0	2	1	0	1	1	0	0	0
Rosario	.000	.000	.000	2	2	0	0	0	0	0	0	0	0	0	0	0	0	0	0	0	0	0	2	1	0	0
Ryan	.256	.436	.344	22	39	7	10	17	4	0	1	8	0	0	0	6	0	4	0	1	2	2	1	0	0	3
Sandoval	.189	.216	.250	23	37	3	7	8	1	0	0	2	0	0	0	3	0	6	1	0	0	0	1	3	1	0
Segura	.000	.000	.000	2	4	0	0	0	0	0	0	0	0	0	0	0	0	0	0	0	0	0	1	0	0	0
C. Smith	.500	1.000	.500	1	2	0	1	2	1	0	0	1	0	0	0	1	0	0	0	0	0	0	0	0	0	0
Statia	.192	.192	.323	21	26	3	5	5	0	0	0	3	0	0	0	5	0	2	0	1	2	0	3	0	0	0
Sutton	.250	.500	.250	6	4	1	1	2	1	0	0	0	0	0	0	0	0	1	0	0	0	1	1	0	0	0
Trout	.571	1.571	.571	4	7	4	4	11	2	0	1	1	4	0	0	0	0	0	0	0	0	0	2	1	0	0
Trumbo	.200	.267	.188	9	15	0	3	4	1	0	0	0	0	0	0	1	0	2	0	0	2	1	3	1	0	0
Walker	.000	.000	.333	3	2	0	0	0	0	0	0	0	0	0	0	0	1	0	0	0	0	0	1	0	0	0
Willits	.250	.300	.318	8	20	4	5	6	1	0	0	3	0	0	0	2	0	4	1	0	0	0	0	0	0	0
Wilson	.323	.419	.400	19	31	3	10	13	1	1	0	6	0	0	0	4	0	8	0	0	0	1	5	2	0	0
Wood	.278	.431	.361	27	72	13	20	31	2	3	1	6	0	1	2	8	0	15	2	0	0	1	1	0	0	0
Younger	---	---	---	1	0	0	0	0	0	0	0	0	0	0	0	0	0	0	0	0	0	0	0	0	0	0
TEAM	.274	.440	.345	32	1093	177	299	481	69	16	27	167	2	15	7	721	0	220	37	12	30	36	63	13	0	6
OPPONENTS	.290	.462	.369	32	1119	189	324	517	85	18	24	178	6	14	14	135	0	190	32	14	29	26	40	11	0	6

NAME	W	L	ERA	G	GS	CG	GF	SHO	SV	INN	H	BFP	AB	R	ER	HR	SH	SF	HBP	BB	IBB	SO	WP	BK	BA
C. Aldridge	0	0	0.00	1	0	0	0	0	0	1.0	0	3	2	0	0	0	0	0	0	0	0	2	0	0	.000
R. Aldridge	0	0	0.00	3	0	0	0	1	0	3.0	2	11	11	0	0	0	0	0	0	0	0	3	0	0	.182
Bachanov	0	1	13.50	3	0	0	0	0	0	1.1	2	6	5	2	2	1	0	0	0	0	1	0	1	0	.400
Bell	1	0	3.38	3	0	0	0	0	0	5.1	3	22	17	4	2	0	0	3	0	2	0	1	0	1	.176
Brasier	0	0	18.00	3	0	0	0	1	0	3.0	11	23	20	9	6	0	0	0	0	3	0	2	1	0	.550
Browning	0	0	40.50	2	0	0	0	0	0	0.2	4	8	6	3	3	0	0	0	0	0	2	0	1	0	.667
Bulger	0	0	1.13	8	0	0	0	0	0	8.0	6	32	28	1	1	0	0	0	0	4	0	6	0	0	.214
Carmona	0	0	0.00	1	0	0	0	0	0	1.0	0	6	2	0	0	0	0	0	0	0	4	0	1	0	.000
Casaveah MLB	1	0	1.08	9	0	0	0	0	0	8.1	6	32	31	1	1	0	0	0	0	1	0	6	2	0	.194
Casaveah TM	1	0	0.00	7	0	0	0	3	0	1	6.1	4	23	23	0	0	0	0	0	0	0	4	2	0	.174
Chatwood	0	0	0.00	2	0	0	0	0	0	4.0	3	14	14	0	0	0	0	0	0	0	0	0	1	0	.214
Chick	0	1	5.06	3	0	0	0	0	0	5.1	7	27	23	5	3	2	0	0	0	4	0	4	0	0	.304
DeHoyos	0	0	6.00	2	0	0	0	0	0	3.0	3	13	12	2	2	0	0	0	0	0	2	0	1	0	.222
Fish	0	0	162.00	1	0	0	0	0	0	0.1	2	7	3	6	6	0	0	0	0	1	3	0	0	0	.667
Fuentes	1	0	0.93	10	0	0	1	0	0	9.2	8	38	36	1	1	0	0	0	0	2	2	11	0	0	.222
Je. Hill	0	0	4.15	5	0	0	0	3	0	1	4.1	8	21	18	2	2	0	0	0	1	2	0	3	0	.444
Jepsen	0	1	1.29	7	0	0	0	1	0	7.0	2	25	22	1	1	0	0	0	0	3	0	9	3	0	.091
Kazmir	0	1	4.76	3	0	0	0	0	0	11.1	14	49	45	6	6	0	1	0	0	3	0	6	0	0	.311
Kenney	0	0	81.00	1	0	0	0	0	0	0.1	4	6	6	3	3	0	0	0	0	0	0	5	0	0	.800
Kohn	0	0	2.89	9	0	0	0	0	0	7	7	36	33	3	3	1	0	1	1	1	1	7	0	0	.212
Mateo	0	0	36.00	2	0	0	1	0	1	1.0	3	7	6	4	4	0	0	0	0	1	0	1	0	0	.500
McKiernan	0	0	9.00	4	0	0	1	0	0	4.2	5	19	15	4	4	1	0	1	2	0	3	0	0	.333	
Mendoza	1	0	5.79	3	0	0	1	0	0	4.2	5	23	18	3	3	0	1	0	0	4	0	1	0	0	.278
Mosebach	0	1	4.15	4	0	0	2	0	0	4.1	5	21	18	3	2	0	0	0	0	3	0	2	0	1	.278
Nabors	0	0	13.50	2	0	0	0	0	0	2.0	5	13	10	3	3	0	0	0	0	3	0	1	0	0	.500
Ortega	0	0	9.28	4	2	0	0	0	0	4.2	5	14	13	1	1	0	0	0	0	3	0	2	0	0	.278
Orvell	0	0	0.00	1	0	0	0	0	0	0.2	1	4	3	0	0	0	0	0	0	1	0	0	0	0	.333
O'Sullivan	0	1	7.94	4	2	0	1	0	0	11.1	15	52	46	10	10	3	1	1	0	4	0	5	0	0	.326
Palmer	0	0	12.10	4	2	0	0	0	0	9.2	17	53	45	13	13	2	0	0	0	1	7	0	8	1	.378
Pugliese	4	0	4.38	6	0	0	0	0	0	24.2	29	109	100	12	12	2	0	0	0	2	7	0	12	1	.290
Reckling	0	1	6.75	3	0	0	0	2	0	0	1.1	2	5	5	1	1	0	0	0	0	0	0	0	0	.400
Reckling	1	1	3.29	4	2	0	0	0	0	13.2	14	62	54	6	5	1	0	0	0	1	0	9	2	0	.259
Richards	0	0	13.50	3	1	0	0	0	0	0.2	6	6	6	3	3	0	0	0	0	0	3	0	3	0	.333
Rodney	0	0	8.53	7	0	0	0	1	0	1	6.1	9	32	26	6	6	0	0	0	0	6	0	5	0	.346
Fe. Rodriguez	0	0	4.50	3	0	0	0	0	0	4.0	4	16	13	2	2	0	1	0	0	2	0	3	0	0	.398
Fr. Rodriguez	0	1	2.53	10	0	0	0	5	2	10.2	8	46	41	5	3	0	1	0	0	4	0	6	0	0	.105
R. Rodriguez	0	2	10.61	5	0	0	2	0	0	9.1	15	40	38	11	11	3	0	2	0	0	0	1	0	0	.395
Santana	1	0	4.40	4	4	0	0	0	0	14.1	13	60	53	7	7	1	0	1	1	5	0	16	1	0	.245
Saunders	1	2	5.40	5	0	0	0	0	0	20.0	25	91	84	12	12	0	0	0	2	7	0	13	2	0	.208
Shields	0	0	3.00	6	0	0	0	0	0	6.0	5	26	24	2	2	0	0	0	0	2	0	5	2	0	.208
W. Smith	0	0	9.00	1	0	0	0	0	0	1.0	2	5	4	1	1	0	0	0	0	1	0	0	0	0	.500
Stokes	1	0	2.40	10	0	0	0	0	0	15.0	13	60	56	4	4	0	0	0	0	4	0	10	1	0	.232
Taylor	0	0	9.00	3	0	0	0	1	0	2.0	2	13	7	3	2	0	0	0	0	6	0	1	0	0	.286
Thompson	0	2	9.00	4	0	0	0	0	0	4.0	5	19	15	4	4	1	0	1	0	3	0	1	0	0	.333
Weaver	1	1	5.71	5	0	0	0	0	0	17.1	19	80	69	12	11	1	1	2	2	6	0	0	0	0	.275
Wilding	0	0	0.00	1	0	0	0	0	0	0.1	2	2	2	0	0	0	0	0	0	0	0	0	0	0	.000
TEAM	13	15	5.56	32	32	0	32	2	7	283.1	324	1288	1119	189	175	24	6	14	13	0	190	18	1	290	.247
OPPONENTS	15	13	5.18	32	32	0	32	3	7	283.1	299	1238	1093	177	163	27	2	15	7	121	0	220	11	3	.274

SPRING TRAINING RECORD



(VERSUS MAJOR LEAGUE COMPETITION ONLY)

Year	Won	Lost	Pct.	Home Attendance	ANGELS IN ANAHEIM	
1961	7	10	.412	20,850	Giants 9, Angels 5	40,432
1962	16	13	.552	22,546	Angels 6, Giants 5	22,841
1963	18	10	.643	25,808	Mets 4, Angels 2	5,057
1964	14	13	.519	27,343	Angels 4, Giants 1	8,538
1965	9	14	.391	26,880	Dodgers 4, Angels 2	10,197
1966	15	13	.536	27,307	A's 8, Angels 6	1,741
1967	11	14	.440	25,725	Dodgers 4, Angels 2	18,600
1968	13	12	.520	28,462	Dodgers 10, Angels 4	15,620
1969	13	14	.481	23,289	Angels 4, Dodgers 3	21,857
1970	10	16	.385	22,378	Angels 5, Dodgers 4	16,308
1971	9	15	.375	28,290	Dodgers 5, Angels 1	19,137
1972	7	13	.350	23,956	Angels 7, Dodgers 5	24,634
1973	9	13	.409	23,656	Dodgers 9, Angels 2	25,589
1974	11	10	.524	24,388	Dodgers 2, Angels 0	18,265
1975	15	9	.625	28,187	Angels 3, Dodgers 3 (rain)	22,639
1976	8	3	.727	10,456	Dodgers 5, Angels 0	29,678
1977	14	13	.519	29,485	Dodgers 10, Angels 3	36,732
1978	15	11	.577	32,946	Angels 10, Dodgers 1	40,591
1979	14	11	.560	34,660	Angels 7, Dodgers 4	41,674
1980	6	22	.214	35,875	Dodgers 4, Angels 1	48,331
1981	16	9	.640	41,140	Angels 6, Dodgers 5	58,353
1982	12	12	.500	45,099	Dodgers 5, Angels 4	61,026
1983	15^	9	.625	50,421	Angels 7, Dodgers 4	57,408
1984	13^	12	.520	43,463	Dodgers 4, Angels 2	62,877
1985	15	11	.577	48,102	Dodgers 7, Angels 0	62,921
1986	15	14	.517	53,158	Angels 1, Angels 0	★62,968
1987	15	15	.500	57,527	Dodgers 9, Angels 7	37,888
1988	15	14	.517	58,847	Angels 10, Dodgers 8	61,538
1989	14	15	.483	56,034	Angels 1, Dodgers 0	42,273
1990	6	10	.375	14,324	Angels 2, Dodgers 1	61,272
1991	13	15	.464	57,399	Angels 6, Dodgers 1	41,511
1992	16	13	.552	55,983	Dodgers 3, Angels 1	45,795
1993	14	16	.467	94,103	Angels 8, Dodgers 7	58,874
1994	10	19	.345	90,800	Dodgers 5, Angels 4	47,555
1995*	13^	12	.520	27,687	Angels 3, Angels 1	59,090
1995#	7^	4	.636	9,782	Dodgers 6, Dodgers 4	43,011
1996	21^	10	.677	68,270	Angels 1, Dodgers 0	55,983
1997	9	21	.300	50,544	Angels 5, Angels 3	46,768
1998	16^	15	.516	59,810	Padres 6, Angels 4	15,534
1999	13	15	.464	62,610	Angels 5, Dodgers 2	47,735
2000	14	16	.467	59,291	Angels 5, Dodgers 4	21,221
2001	15	19	.441	84,882	Angels 4, Dodgers 1*	22,452
2002	17	15	.531	82,658	Angels 7, Padres 7#	1,770
2003	9^	20	.323	96,114	Angels 12, Padres 4#	1,294
2004	19^	13	.591	106,351	Dodgers 6, Angels 2	42,038
2005	21^	11	.651	106,690	Angels 5, Dodgers 1	31,897
2006	18^	11	.597	94,739	Angels 2, Dodgers 0	18,647
2007	19	14	.576	100,304	Dodgers 8, Angels 1	39,541
2008	18^	9	.667	★118,191	Dodgers 8, Angels 1	28,405
2009	24^	7	.774	101,530	Angels 6, Padres 4	16,281
2010	10^	14	.417	106,553	Angels 6, Diamondbacks 5	14,872
					Angels 4, Rockies 2	12,765
					Angels 8, Rockies 3	12,201
					Dodgers 5, Angels 3	30,501
					Dodgers 6, Angels 5	37,082
					Angels 10, Dodgers 4	43,281
					Angels 13, Dodgers 5	39,368
					Angels 8, Dodgers 3	43,619
					Angels 0, Dodgers 0	43,481
					Angels 4, Dodgers 2	43,267
					Angels 4, Dodgers 2	43,777
					Angels 2, Dodgers 2	38,863
					Angels 11, Padres 3	40,468
					Angels 5, Padres 4	30,609
					Padres 5, Angels 3	24,875
					Angels 4, Dodgers 3	40,368

* 1995 Spring Training I

1995 Spring Training II

★ Tempe Diablo Spring Attendance Record - Sellout # 10

^Tie Games:

1983: 2-2 tie vs. Brewers

1984: 5-5 tie vs. Indians

1995: 3-3 tie vs. Padres / 7-7 tie vs. Padres.

1996: 4-4 tie vs. A's

1998: 2-2 tie vs. Padres.

2002: 10-10 tie vs. White Sox

2003: 9-9 tie vs. Rangers / 5-5 tie vs. Rockies

2004: 8-8 tie vs. Rangers

2005: 6-6 tie vs. Diamondbacks

2006: 6-6 tie vs. Dodgers / 0-0 tie vs. Dodgers

2008: 3-3 tie vs. Rangers / 6-6 tie vs. Giants / 4-4 tie vs. Padres

2009: 4-4 tie vs. Brewers

2010: 4-4 tie vs. White Sox / 7-7 tie vs. Indians / 7-7 tie vs. White Sox /

1-1 tie vs. Brewers

ANGELS AT HOLTVILLE

8 wins, 3 losses

Single-Game Attendance Record, Tempe Diablo Stadium

9,765 March 24, 2002, Angels 13, Giants 3





ANGEL STADIUM

2011 ANGELS TICKET INFORMATION

PURCHASE TICKETS IN PERSON

Angel Stadium Ticket Window is located on Orangewood Ave., 1 block west of the 57 freeway.

Ticket Office Hours:

Mon.- Sat. 9:00 a.m. - 5:30 p.m.
and Sun. 9:00 a.m. - 5:30 p.m.
(Only on Sunday home games)

ORDER BY PHONE

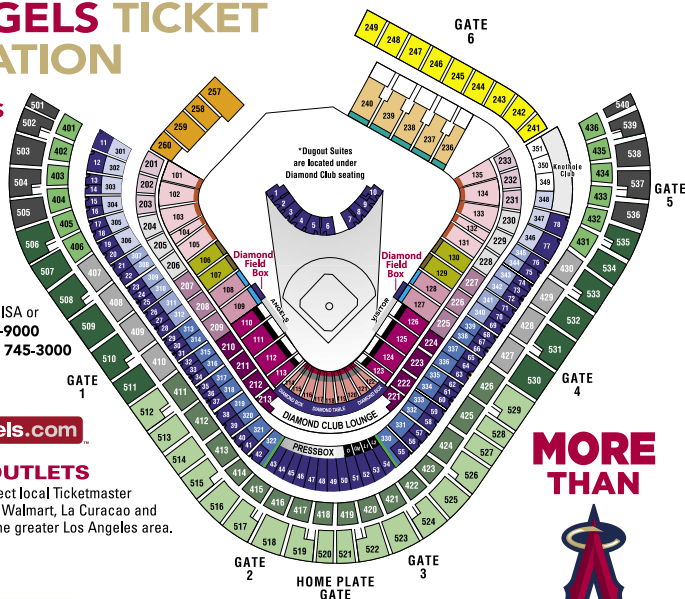
Charge tickets via Mastercard, VISA or American Express at **(714) 663-9000**
ticketmaster or **(800) 745-3000**

ORDER ONLINE

It's "click and easy" to order tickets online at **angels.com**

TICKETMASTER OUTLETS

Tickets may be purchased at select local Ticketmaster locations in Macy's, f.y.e. stores, Walmart, La Curacao and Ritmo Latino stores throughout the greater Los Angeles area.



MORE THAN



SEASON!

TIER 1 PRICING

NON-PREMIUM LEVEL	TICKET WINDOW PRICE
□ DUGOUT MVP (ROW C)	\$110.00
■ FIELD HALL OF FAME (ROWS D-H)	\$ 95.00
■ FIELD MVP (ROWS J-Z)	\$ 85.00
■ TERRACE MVP	\$ 70.00
■ LOWER FIELD ALL-STAR (FIRST ROW)	\$ 65.00
■ FIELD ALL-STAR	\$ 58.00
■ LOWER FIELD PREFERRED (FIRST ROW)	\$ 54.00
■ FIELD PREFERRED	\$ 50.00
■ LOWER FIELD BOX (FIRST ROW)	\$ 41.00
■ TERRACE ALL-STAR	\$ 50.00
■ FIELD BOX	\$ 36.00
■ TERRACE PREFERRED	\$ 35.00
■ TERRACE BOX	\$ 24.00
■ LOWER VIEW MVP	\$ 35.00
■ LOWER VIEW ALL-STAR	\$ 22.00
■ VIEW MVP	\$ 20.00
■ LOWER VIEW BOX	\$ 17.00
■ VIEW ALL-STAR	\$ 14.00
■ UPPER VIEW	\$ 12.00
■ RIGHT FIELD HALL OF FAME (FIRST ROW)	\$ 29.00
■ RIGHT FIELD MVP	\$ 26.00
■ RIGHT FIELD PAVILION	\$ 18.00
■ LEFT FIELD PAVILION	ADULT \$ 16.00 CHILD \$ 5.00

PREMIUM LEVEL	TICKET WINDOW PRICE
■ DIAMOND MVP (ROW C)	\$200.00
■ DIAMOND HALL OF FAME (ROWS D-H)	\$175.00
■ DIAMOND CLUB (ROWS J-W)	\$150.00
■ CLUB MVP	\$ 75.00
■ CLUB ALL-STAR	\$ 55.00
■ CLUB LOGE	\$ 30.00
■ KNOTHOLE CLUB	\$ 35.00
■ SUITES/DIAMOND BOX AND TABLE	
■ DIAMOND FIELD BOX	

FOR MORE INFO CALL
(888) 796-HALO (4256)

DISABLED SEATING	TICKET WINDOW PRICE
■ DIAMOND CLUB WC	\$150.00
■ TERRACE MVP WC	\$ 70.00
■ CLUB ALL-STAR WC	\$ 55.00
■ TERRACE ALL-STAR WC	\$ 50.00
■ TERRACE PREFERRED WC	\$ 35.00
■ TERRACE BOX WC & SEMI-AMBULATORY	\$ 22.00
■ RIGHT FIELD PAVILION WC	\$ 16.00
■ LEFT FIELD PAVILION WC & SEMI-AMBULATORY	ADULT \$ 12.00 CHILD \$ 5.00

TIER 2 & 3 PRICING

For the games listed below visit the Angel Stadium Ticket Window or

angels.com

TIER 2 GAMES

Opening Night 4/8	Dodgers 7/3
Boston 4/21	Seattle 7/9
Boston 4/24	Baltimore 8/20
New York 6/5	New York 9/11
Kansas City 6/11	

TIER 3 GAMES

Boston 4/22	Dodgers 7/2
Boston 4/23	Seattle 8/6
New York 6/3	Minnesota 9/3
New York 6/4	New York 9/9
Dodgers 7/1	New York 9/10

Prices for Tier 2 and Tier 3 games are subject to change without notice based on market conditions. For current prices, visit the Angel Stadium ticket window or **angels.com**.

ANGELS BASEBALL

P.O. Box 2000, Anaheim, CA 92803

angels.com



2011 PROMOTIONAL SCHEDULE



4/8	OPENING NIGHT LANYARD & SHIRT WELLS FARGO BIG BANG FRIDAY FLASHBACK FRIDAY – 1980's	7/7	ANGELS FLASHBACK HAT
4/9	ANGELS BONNET BEANIE	7/8	WELLS FARGO BIG BANG FRIDAY FLASHBACK FRIDAY – 1990's
4/10	FAMILY SUNDAY	7/9	JUNIOR ANGELS RUN THE SHOW ANGELS POST-GAME CONCERT SERIES
4/12	ANGELS FLEECE BLANKET	7/10	FAMILY SUNDAY/KIDS RUN THE BASES**
4/22	WELLS FARGO BIG BANG FRIDAY FLASHBACK FRIDAY – 1980's	7/19	ANGELS HALL OF FAME SHIRT
4/24	FAMILY SUNDAY	8/2	ANGELS BANNER BREAK OUT THE RED WEEK STARTS
4/26	ANGELS WALL CALENDAR	8/3	BREAK OUT THE RED WEEK SCRATCHER
5/6	WELLS FARGO BIG BANG FRIDAY FLASHBACK FRIDAY – 1980's	8/4	ANGELS FLAT BILLED PLAID HAT
5/7	ANGELS KIDS TROLL*	8/5	WELLS FARGO BIG BANG FRIDAY FLASHBACK FRIDAY – 1990's
5/8	ANGELS MOTHERS DAY SUN HAT^ FAMILY SUNDAY	8/6	ANGELS POST-GAME CONCERT SERIES
5/10	ANGELS WRESTLING MASK	8/7	FAMILY SUNDAY/KIDS RUNS THE BASES** BREAK OUT THE RED WEEK ENDS
5/11	ANGELS RETRO REPLICA HAT	8/16	ANGELS 50th ANNIVERSARY MUG
5/20	WELLS FARGO BIG BANG FRIDAY FLASHBACK FRIDAY – 1960's	8/18	ANGELS GNOME BOBBLEHEAD
5/21	ANGELS KIDS RETRO JERSEY*	8/19	WELLS FARGO BIG BANG FRIDAY FLASHBACK FRIDAY – 1990's
5/22	FAMILY SUNDAY	8/20	ANGELS POST-GAME CONCERT SERIES
5/24	KENDRY MORALES BOBBLEHEAD	8/21	FAMILY SUNDAY/KIDS RUN THE BASES**
5/25	ANGELS SIX PACK COOLER	8/23	ANGELS RALLY MONKEY CHIA PET
6/3	WELLS FARGO BIG BANG FRIDAY FLASHBACK FRIDAY – 1960's	9/2	WELLS FARGO BIG BANG FRIDAY FLASHBACK FRIDAY – 1970's
6/5	FAMILY SUNDAY	9/3	ANGELS KIDS MESSENGER BAG*
6/7	ANGELS NEWSBOY HAT	9/4	FAMILY SUNDAY/KIDS RUN THE BASES**
6/10	WELLS FARGO BIG BANG FRIDAY FLASHBACK FRIDAY – 1960's	9/9	WELLS FARGO BIG BANG FRIDAY FLASHBACK FRIDAY – 1970's
6/11	ANGELS POST-GAME CONCERT SERIES	9/10	SALUTE TO KIDS
6/12	FAMILY SUNDAY	9/11	FAMILY SUNDAY/KIDS RUN THE BASES**
6/28	DAN HAREN BOBBLEHEAD	9/23	WELLS FARGO BIG BANG FRIDAY FLASHBACK FRIDAY – 1970's
7/1	WELLS FARGO BIG BANG FRIDAY FLASHBACK FRIDAY – 1960's	9/24	ANGELS KIDS GUMBALL MACHINE*
7/3	FAMILY SUNDAY/KIDS RUN THE BASES**	9/25	ANGELS TEAM PHOTO FAMILY SUNDAY/KIDS RUN THE BASES** FAN APPRECIATION
7/4	FOURTH OF JULY FIREWORKS		
7/5	ANGELS SOCK RALLY MONKEY*		

*FOR CHILDREN AGES 2-18 IN ATTENDANCE

^FOR FIRST 20,000 ADULTS (18+) IN ATTENDANCE

**PARTICIPATORY EVENT FOR CHILDREN AGES 5-12

For complete distribution policy, please visit angels.com.
All game dates, times, opponents, prices, promotions and
events are subject to change without prior notice.

MLB





2011 ANGELS SCHEDULE

MAR./APRIL

SUN	MON	TUE	WED	THU	FRI	SAT
27 SD* 2:05	28 LAD* 7:10	29 LAD* 7:05	30	31 KC 1:10	1 KC 5:10	2 KC 10:10
3 KC 11:10	4	5 TB 3:40	6 TB 10:10	7	8 TOR 7:05	9 TOR 6:05
10 TOR 12:35	11 CLE 7:05	12 CLE 7:05	13 CLE 4:05	14	15 CWS 5:10	16 FOX 1:10
17 CWS 11:10	18 TEX 5:05	19 TEX 5:05	20 TEX 5:05	21 BOS 7:05	22 BOS 7:05	23 BOS 6:05
24 BOS 12:35	25 OAK 7:05	26 OAK 7:05	27 OAK 4:05	28 TB 4:10	29 TB 10:10	

MAY

SUN	MON	TUE	WED	THU	FRI	SAT
1 TB 10:40	2 BOS 4:10	3 BOS 4:10	4 BOS 4:10	5 BOS 10:35	6 CLE 7:05	7 CLE 6:05
8 CLE 12:35	9 CWS 7:05	10 CWS 7:05	11 CWS 7:05	12	13 TEX 5:05	14 TEX 1:10
15 TEX 12:05	16 OAK 7:05	17 OAK 7:05	18 SEA 7:10	19 SEA 12:40	20 ATL 7:05	21 ATL 7:05
22 ATL 12:35	23 OAK 7:05	24 OAK 7:05	25 OAK 7:05	26 OAK 12:35	27 MIN 5:10	28 MIN 4:10
29 MIN 11:10	30 KC 1:10	31 KC 5:10				

JUNE

SUN	MON	TUE	WED	THU	FRI	SAT
			1 KC 1:10	2	3 NYY 7:05	4 NYY 6:05
5 NYY 12:35	6 TB 7:05	7 TB 7:05	8 TB 7:05	9	10 KC 7:05	11 KC 6:05
12 KC 12:35	13 SEA 7:10	14 SEA 7:10	15 SEA 7:10	16	17 NYM 4:10	18 NYM 4:10
19 NYM 10:10	20 FLA 4:10	21 FLA 4:10	22 FLA 4:10	23	24 LAD 7:10	25 FOX 1:10
26 LAD 1:10	27 WAS 7:05	28 WAS 7:05	29 WAS 4:05	30		

JULY

SUN	MON	TUE	WED	THU	FRI	SAT
					1 LAD 7:05	2 LAD 6:05
3 LAD 12:35	4 DET 6:05	5 DET 7:05	6 DET 12:35	7 SEA 7:05	8 SEA 7:05	9 SEA 6:05
10 SEA 12:35	11 ALL STAR BREAK	12 ALL STAR BREAK	13 ALL STAR BREAK	14	15 OAK 7:05	16 FOX 1:10DH
17 OAK 1:05	18	19 TEX 7:05	20 TEX 7:05	21 TEX 12:35	22 BAL 4:05	23 BAL 4:05
24 BAL 10:35	25 DET 10:05	26 CLE 4:05	27 CLE 4:05	28 DET 10:05	29 DET 4:05	30 FOX 1:10

AUGUST

SUN	MON	TUE	WED	THU	FRI	SAT
	1	2 MIN 7:05	3 MIN 7:05	4 MIN 7:05	5 SEA 7:05	6 SEA 6:05
7 SEA 12:35	8	9 NYY 4:05	10 NYY 4:05	11 NYY 10:05	12 TOR 4:07	13 TOR 10:07
14 TOR 10:07	15 TEX 7:05	16 TEX 7:05	17 TEX 7:05	18 TEX 7:05	19 BAL 7:05	20 BAL 6:05
21 BAL 12:35	22	23 CWS 7:05	24 CWS 7:05	25	26 TEX 5:05	27 TEX 5:05
28 TEX 5:05	29 SEA 7:10	30 SEA 7:10	31 SEA 7:10			

SEPTEMBER

SUN	MON	TUE	WED	THU	FRI	SAT
				1 SEA 7:10	2 MIN 7:05	3 MIN 6:05
4 MIN 12:35	5 SEA 6:05	6 SEA 7:05	7 SEA 7:05	8	9 NYY 7:05	10 NYY 6:05
11 NYY 12:35	12 OAK 7:05	13 OAK 7:05	14 OAK 12:35	15	16 BAL 4:05	17 BAL 4:05
18 BAL 10:35	19 TOR 4:07	20 TOR 4:07	21 TOR 4:07	22 TOR 4:07	23 OAK 7:05	24 OAK 6:05
25 OAK 12:35	26 TEX 7:05	27 TEX 7:05	28 TEX TBA	29	30	

REGULAR SEASON

■ HOME

□ AWAY

* EXHIBITION

DH = DOUBLE HEADER

TV PARTNERS

FSWEST
FOX

my33
ESPN

angels.com

RADIO PARTNERS

AM 830

1530 AM
ESPN
DEPORTES
RADIO

MLB



Find your beach.



Relax responsibly.®

Imported by Crown Imports LLC, Chicago, IL 60603

**MORE
THAN**



SEASON!



FSWESTHD™

FOXSPORTSWEST.COM