

A group of Boston Red Sox players and staff are celebrating on a baseball field at night. They are wearing black t-shirts with "NEED TO WIN THE EAST" and white pants. Many are holding champagne bottles and spraying them, with confetti falling all around them. In the background, stadium lights and a scoreboard are visible.

2013 
AL-EAST DIVISION
CHAMPIONS 

2013 POSTSEASON MEDIA GUIDE



JOHN FARRELL

TOREY LOVULLO

JUAN NIEVES

GREG COLBRUNN

ARNIE BEYELER

BRIAN BUTTERFIELD

DANA LEVANGIE

VICTOR RODRIGUEZ

ALFREDO ACEVES

ANDREW BAILEY

PEDRO BEATO

QUINTIN BERRY

XANDER BOGAERTS

JACKIE BRADLEY JR.

CRAIG BRESLOW

DRAKE BRITTON

CLAY BUCHHOLZ

MIKE CARP

RUBBY DE LA ROSA

RYAN DEMPSTER

JONATHAN DIAZ

FELIX DOUBRONT

STEPHEN DREW

JACOBY ELLSBURY

JONNY GOMES

BROCK HOLT

JOEL HANRAHAN

JOHN LACKEY

RYAN LAVARNWAY

JON LESTER

JOHN MCDONALD

WILL MIDDLEBROOKS

ANDREW MILLER

FRANKLIN MORALES

MIKE NAPOLI

DANIEL NAVA

DAVID ORTIZ

JAKE PEAVY

DUSTIN PEDROIA

DAVID ROSS

JARROD SALTALAMACCHIA

BRANDON SNYDER

JUNICHI TAZAWA

MATT THORNTON

KOJI UEHARA

SHANE VICTORINO

ALLEN WEBSTER

ALEX WILSON

BRANDON WORKMAN

STEVEN WRIGHT

"BOSTON STRONG"

These two words will forever be linked with this great city. To us, like all of you, "Boston Strong" is personal.

Wearing the Red Sox uniform is an honor; never more so than this year. We hope to play well into October and continue to demonstrate the spirit and resilience that has characterized our team and the city we are proud to represent.

From all of us, thank you for being with us all season long.

- Your 2013 Boston Red Sox

TABLE OF CONTENTS

2013 BOSTON RED SOX POSTSEASON MEDIA GUIDE

4 YAWKEY WAY • BOSTON, MA 02215

Administration: 617-226-6000 • General Information: 877-REDSOX9

Tickets: 617-482-SOX • Send Suggestions to: fanfeedback@redsox.com • www.redsox.com

THE RED SOX ORGANIZATION

Front Office Directory	2-4
Principal Owner John W. Henry	5-6
Chairman Thomas C. Werner	7-8
President/CEO Larry Lucchino	8-9
EVP/General Manager Ben Cherington	10

2013 REGULAR SEASON IN REVIEW

Season Recap and Highlights	11-16
Roster	17
How the 2013 Red Sox Were Built	18
Manager John Farrell and Coaching Staff	19-24
Red Sox Players	25-127

2013 STATISTICAL SUMMARY

Batting, Pitching, and Fielding Statistics	128-129
Batting and Pitching Profiles	130-131
Batting and Pitching Splits	132-141
Day-by-Day	142-147
Statistical Breakdowns	146-149
Home Run Notes	150
Highs and Lows	151
The Last Time the Sox	152
Transactions	153-154
Disabled List	154
Game by Game Summaries	155-195

POSTSEASON OPPONENTS

2013/All-Time vs. AL Clubs	196-198
2013/All-Time vs. NL Clubs	199-202

POSTSEASON HISTORY & RECORDS

Red Sox in the Postseason	203
Annual Postseason Recaps	204-235
Career Postseason Records	235
Division Series Records	236-238
AL Championship Series Records	238-240
World Series Records	240-242

MINOR LEAGUES

Organizational and Statistical Review	243-244
Minor League Teams -- 2013 Recaps	245-256
2013 Red Sox First-Year Player Draft	257
Top Red Sox Draft Picks	258

MISCELLANEOUS

Red Sox in the Community	259-260
Media Information	261
2013 Postseason Schedule	262
Postseason Media Guide to Fenway Park	263

2013 BOSTON RED SOX POSTSEASON MEDIA GUIDE

Produced by the Red Sox Media Relations Department: Kevin Gregg, Leah Tobin, Abby DeCiccio, Jon Shestakofsky, and Peter Cohenno. **Additional Contributions:** Dick Bresciani, Jason Gorden, Pam Kenn, Zachary Lawrence, Debbie Matson, Dr. Charles Steinberg, and Dan Ventresca. **Design:** Mary-Lynne Bohn, Accent Design. **Cover Design:** Mike Olano. **Photography by:** Mike Ivins, Cindy Loo, Brita Meng-Outzen, Billie Weiss, and Getty Images. **Statistical Assistance:** STATS, Elias Sports Bureau, Major League Baseball, Baseball-Reference.com, and David Vincent (SABR). Copyright Boston Red Sox, ©2013. All rights reserved.

FRONT OFFICE DIRECTORY

Principal Owner	John W. Henry
Chairman	Thomas C. Werner
President / Chief Executive Officer	Larry Lucchino
Vice Chairmen	David Ginsberg, Phillip H. Morse
Executive Vice President / Corporate Strategy & General Counsel	Ed Weiss

PARTNERS

Theodore Alfond	Michael Egan	Seth Klarman	Bruce Rauner	Jeffrey Vinik
William Alfond	Michael Gordon	Henry McCance	Frank Resnek	Herb Wagner
Thomas R. DiBenedetto	John A. Kaneb	Arthur E. Nicholas	Martin Trust	

Senior Advisor	Senator George Mitchell
----------------------	-------------------------

EXECUTIVE/FRONT OFFICE

Executive Vice President/Chief Operating Officer	Sam Kennedy
Executive Vice President/Business Affairs	Jonathan Gilula
Executive Vice President & Senior Advisor to the President/CEO	Dr. Charles Steinberg
Financial Advisor to the President / CEO	Jeff White
Senior Advisor/Baseball Projects	Jeremy Kapstein
Senior Advisor/Strategic Planning	Michael Porter
Vice President/Business Development	Tim Zue
Business Analyst	Kurt Zwald
Special Assistant to the Principal Owner	Sylvia Moon
Special Assistant to the President/CEO	Dan Rea III
Special Counsel to the EVP/COO & EVP/Business Affairs	David Beeston
Executive Assistant to the President/CEO	Fay Scheer
Executive Assistants	Caitlin Bergin, Barbara Bianucci,
.....	Jackie Dempsey, Claire Durant, Leanne Nadworny
Executive Personal Assistant	Brienne Hart

BASEBALL OPERATIONS

Executive Vice President/General Manager	Ben Cherington
Vice President/Assistant General Manager	Mike Hazen
Vice President/Assistant General Manager	Brian O'Halloran
Vice President/Player Personnel	Allard Baird
Special Assistants to the General Manager	Pedro Martinez,
.....	Jason Varitek
Traveling Secretary	Jack McCormick
Senior Advisor of Baseball Operations	Bill James
Director of Baseball Information Services	Tom Tippet
Director of Major League Operations	Zack Scott
Director of Player Personnel	David Finley
Special Assistant, Player Personnel	Eddie Bane
Assistant Director of Player Personnel	Jared Banner
Coordinator of Baseball Operations	Mike Murov
Executive Assistant, Baseball Operations	Erin Cox
Baseball Operations Assistant	Mike Regan
Software Developer, Baseball Operations	Shawn O'Rourke
Medical Director	Dr. Larry Ronan
Team Orthopedist	Peter Asnis
Coordinator of Sports Medicine Service	Dan Dyrek
Head Athletic Trainer	Rick Jameyson
Medical Operations Coordinator	Jim Rowe
Assistant Athletic Trainer	Brad Pearson
Assistant Athletic Trainer	Masai Takahashi
Strength and Conditioning Coach	Pat Sandora
Strength and Conditioning Consultant	Mike Boyle
Massage Therapists	Russell Nua, Shinichiro Uchikubo
Japanese Interpreter	C.J. Matsumoto
Home Clubhouse Manager	Tom McLaughlin
Equipment Manager	Edward "Pookie" Jackson
Visiting Clubhouse Manager	Joe Cochran
Video Broadband	Billy Broadbent
Clubhouse Assistants	John Coyne, Steve Murphy
Instructors	Jim Rice, Luis Tiant, Tim Wakefield

MINOR LEAGUE OPERATIONS

Senior Director of Minor League Operations	Raquel Ferreira
Director of Player Development	Ben Crockett
Assistant Director of Player Development	Duncan Webb
Assistant Director of Florida Baseball Operations	Ethan Faggett
Player Development Consultants	Dick Berardino, Tony Cloninger,
.....	Dwight Evans, Tommy Harper,
.....	Frank Malzone, Carl Yastrzemski
Minor League Equipment Manager	Mike Stelmach

SCOUTING

Director of Amateur Scouting	Amiel Sawdaye
Director of Professional Scouting	Jared Porter
Director of International Scouting	Eddie Romero
Assistant Director of Amateur Scouting	Gus Quattlebaum
Assistant, Amateur and International Scouting	Steve Sanders

BALLPARK OPERATIONS

Senior Director of Ballpark Operations	Pete Nesbit
Director of Security & Emergency Services	Charles Cellucci
Director of Facilities Management	Jonathan Lister
Director of Grounds	Dave Mellor
Director of Grounds/Emeritus	Joe Mooney
Director of Special Projects	Fred Olsen
Director of Fenway Park Tours & Event Operations	Marcita Thompson
Facilities Superintendent	Donnie Gardiner
Assistant Director of Grounds	Jason Griffith
Senior Manager of Security & Emergency Services	Mark Cacciatore
Senior Manager, Concessions and Merchandise Operations	Jon Dienstag
Manager of Special Projects	Kathleen Harrington
Manager of Facilities Maintenance	Glen McGlinchey
Manager of Facilities Services & Planning	Chris Knight
Manager of Grounds	Chris Williams
Asian Business Development Specialist	Mikio Yoshimura
Ballpark Operations Coordinator	John Sodini
Coordinator of Fenway Park Tours	Scott Towers
Group Tour Sales Coordinator	Sarah Farley
Facilities Maintenance Staff	Thomas Carey, Evan Lawlor
Security Staff	Bob Levin, Angel Santiago

CORPORATE PARTNERSHIPS AND CLIENT SERVICES

Senior Vice President/Corporate Partnerships	Troup Parkinson
Vice President/Client Services	Marcell Bhangoon
Assistant Director of Client Services	Erin Donovan
Senior Manager of Client Services	Sean Walsh
Manager of Suite Services	Kim Cameron
Manager of Hospitality	Kathleen Fleming
Coordinator of Client Services	Andrew Dennen
Coordinator of Client Services	Jeff Farmer
Coordinator of Sponsor Services	Amanda Heglin
Executive Assistant	Jeanne Bill

FAN SERVICES AND ENTERTAINMENT

Vice President/Fan Services and Entertainment... Sarah McKenna
 Director of Red Sox Productions..... John Carter
 Senior Manager of Fan Services and Entertainment.....
 Stephanie Maneikis
 Manager of Entertainment..... Dan Lyons
 Manager of Red Sox Productions, Creative..... Tim Heintzelman
 Red Sox Productions Engineer..... Eric Hancock
 Specialist of Red Sox Productions, Creative..... Jason Gorden
 Specialist of Red Sox Productions, Game Operations.....
 Jack Lanzillotti
 Coordinators of Red Sox Productions.... Jen Baglio, Steve Roman
 Coordinators of Fan Services..... Nina Beltre, Jovan Holland

FENWAY AFFAIRS

Senior Vice President/Fenway Affairs..... Larry Cancro
 Senior Manager of Fenway Affairs..... Beth Krudys

FENWAY ENTERPRISES

Vice President / Fenway Enterprises..... Carrie Campbell
 Senior Manager of Event Sales..... Taylor Grinnell
 Event Sales Manager..... Haley McNearney
 Event Services Manager..... Chris Jordan
 Mascot Coordinator..... Chris Bergstrom
 Event Services Coordinators..... Christina Kotseas, Kate Page

FINANCE AND ACCOUNTING

Senior Vice President / Chief Financial Officer..... Steve Fitch
 Vice President / Controller..... Mark Solitro
 Senior Advisor to Finance and Accounting..... Bob Furbush
 Director of Finance..... Ryan Oremus
 Senior Manager of Accounting..... Cathy Fahy
 Manager of Financial Planning and Operations..... Ryan Scaffidi
 Accounting Manager..... Mark Sirota
 Senior Accountant..... Marisa Roncevic
 Payroll Administrator..... Mauricio Rosas
 Accounts Payable..... Tina Yong
 Accounting Coordinator..... Rob Winter
 Accounting Assistant..... Gail Cummings

FLORIDA BUSINESS OPERATIONS

Senior Director of Florida Business Operations..... Katie Haas
 Manager of Florida Business Operations..... Brett Bodine
 Coordinator of Florida Business Operations..... Brennan Whitley

HUMAN RESOURCES AND ADMINISTRATION

Vice President/Human Resources..... Amy Waryas
 Director of Human Resources..... Mike Danubio
 Assistant Director of Human Resources..... Jean McGurl
 Senior Manager of Human Resources..... Patty Vattes
 Human Resources Coordinator..... Sarah Applewhite
 Human Resources Coordinator..... Sara Salam
 Receptionist..... Brenna Peterson
 Office Coordinator..... Travis Patterson

INFORMATION TECHNOLOGY

Vice President/Information Technology..... Brian Shield
 Director of Information Technology..... Steve Conley
 Assistant Director of Information Technology..... Randy George
 Manager of Application Development..... Sheila MacDonald
 IT Support Manager..... Bill Bartlett
 Systems Engineer..... Ryan Oreste
 Senior Business Systems Analyst..... Joe Caggiano
 Software Engineer..... Dan White

LEGAL

Senior Vice President and Assistant General Counsel..... Jennifer Flynn
 Senior Vice President and Special Counsel..... David Friedman
 Vice President/Club Counsel..... Elaine Weddington Steward
 Legal Counsel..... Michelle Gewandter
 Senior Manager of Legal Operations..... Amanda Petrillo
 Executive Assistant to the General Counsel..... Caitlin Sullivan
 Executive Assistant..... Sarah Potts

MARKETING

Senior Vice President/ Marketing and Brand Development.....
 Adam Grossman
 Director of Broadcasting..... Colin Burch
 Director of Marketing..... Brian Sullivan
 Senior Manager of Creative Services & Brand Development.....
 Mike Olano
 Marketing Specialist..... Meghan Ryan
 Fan Club Specialist..... Adam Whitfield
 Marketing Assistant..... Steve Oliveira

MEDIA RELATIONS

Director of Corporate Communications..... Zineb Curran
 Director of Media Relations..... Kevin Gregg
 Manager of Media Relations..... Leah Tobin
 Media Relations Specialist..... Abby DeCiccio
 Baseball Information Specialist..... Jon Shestakofsky
 Media Relations Coordinator..... Peter Cohenno

GROUP AND PREMIUM SALES

Director of Group and Premium Sales..... William Droste
 Senior Manager of Premium Sales & New Business Development.....
 Corey Bowdre
 Manager of Premium Sales..... Brendan Hankard
 Manager of Group Sales..... Carl Grider
 Premium Sales Account Executive..... Allison Buccì
 Premium Sales Services Coordinators..... Casey Devane, Marc Llanto
 Group Sales Representatives..... Matthew Labossiere,
 Adam Perri, Travis Pollio

RED SOX SALES ACADEMY

Manager, Red Sox Sales Academy..... David Baggs
 Inside Sales Representatives..... Derek Bennett,
 Ryan Calvo, Jessica Dudek, Jacob Levine, David Lewis, Tyler Massey,
 Daniel Picano, Evan Pursley, Kyle Raynor, Craig Silva, Sunjae Song,
 Matthew Tieri, Amanda Zanni

PUBLIC AFFAIRS

Senior Director of Public Affairs..... Pam Kenn
 Vice President / Emeritus and Team Historian..... Dick Bresciani
 Director of Publications..... Debbie Matson
 Assistant Director of Community and Player Relations... Sarah Narracci
 Manager of Photography..... Mike Ivins
 Community Relations Specialist..... Sheri Rosenberg
 Community Relations Coordinator..... Kathryn Quirk

FRONT OFFICE DIRECTORY, CONTINUED

TICKETING

Senior Vice President/ Ticketing and Fenway Enterprises	Ron Bumgamer
Vice President / Ticketing.....	Richard Beaton
Director of Ticketing.....	Naomi Calder
Assistant Director of Ticketing, Season Ticket Services	Joe Matthews
Senior Manager of Ticket Services	Jenean Rombola
Senior Manager of Ticket Operations.....	Abigail Passeri
Manager of Ticket Accounting and Administration	Sean Carragher
Manager of Ticket Fulfillment and Systems	Peter Fahey
Season Ticket Holder Account Executives.....	Sarah Clark,
..... Mike Cometa, Cathy Garcia, Tarah Mahoney, Craig Sexton	
Season Ticket Services Coordinator	Benjamin Dorman
Ticket Operations Assistant	Lisa Lindsay

RED SOX FOUNDATION

Honorary Chairman.....	Tim Wakefield
Interim Executive Director and Director of Special Events.....	Gena Borson
Senior Manager of Programs and Grants.....	Rico Mochizuki
Senior Program Manager, Red Sox Scholars.....	Justin Prettyman
Academic Manager, Red Sox Scholars.....	Matthew Jasie
Manager of Accounting.....	Martin Cawsey
Manager of Red Sox Retreats, Ron Burton Training Facility.....	Ron Burton
Coordinators of Red Sox Foundation.....	Michael O'Connor,
..... Tyler Petropulos	
Executive Assistant & Event Planner	Ania Burke



RED SOX ORGANIZATION



JOHN W. HENRY, Principal Owner

John W. Henry, an avid baseball fan, often refers to baseball as an “affair of the heart.” Known throughout the game as an involved and passionate owner, he believes the people of New England have always been and will always be the true owners of the Boston Red Sox. Mr. Henry views his role as a steward of New England’s beloved baseball team, charged with the responsibility on and off the field of ensuring the Red Sox continue to win World Championships while further enhancing the relationship between the community and the team.

Mr. Henry actively collaborates with Tom Werner and Larry Lucchino on a variety of aspects of the baseball experience.

“Larry Lucchino is my role model when it comes to baseball executives. His track record is impeccable. His commitment and passion for excellence on the field, creating fan-friendly environments, and setting standards for community involvement make our ownership of the Red Sox something I look forward to each day.

“Tom Werner and I are like brothers. We talk every day about ideas on how to improve everything from the New England Sports Network to the length of the grass on the field. We are blessed with an incredibly strong ownership group that loves the Red Sox.”

On December 20, 2001, the Boston Red Sox partners voted unanimously to sell 100 percent of the team’s interests to an investment group headed by Messrs. Henry and Werner. The major league clubs approved the ownership transfer from the Yawkey Trust and limited partners January 16, 2002. The sale closed February 27, 2002. World Series Championships in 2004 and 2007 have highlighted the stunning first twelve seasons for Mr. Henry and his partners.

The 2004 team captivated an adoring and faithful Red Sox Nation with the greatest comeback in baseball history, all the more satisfying after being heart-broken the previous year in Yankee Stadium when Aaron Boone ended a dramatic seven-game championship series to decide the pennant.

The club that never quit, even when down three games to none to the archrival Yankees, won four straight—in breathtaking fashion—to capture the pennant, then captured four more in a row to sweep the St. Louis Cardinals, giving the Red Sox their first world title since 1918 and sending millions into delirium. The achievement came less than a thousand days (973) after purchasing the club.

In 2005, the Red Sox reached the postseason for the third consecutive year, a first in the franchise’s rich 105-year history.

In 2007, Boston won its first American League East Division title since 1995 and posted an 11-3 postseason record to become the first two-time World Champion of the 21st century.

In 2008, the Red Sox returned to the playoffs for the fifth time over a six-year period. The team also drew three million fans for the first time at Fenway Park while setting a major league record for consecutive home sellouts.

The next year, the club reached the postseason—again for the third consecutive year—and sixth time in seven years. Boston notched its 500th consecutive sellout at Fenway Park on June 17 and finished the regular season with 550 straight sellouts, dating back to May 15, 2003. The club’s sellout streak reached 794 straight games before ending during the 2013 season.

The Boston Red Sox have averaged 92 wins during Mr. Henry’s 12-year tenure, and their 1,098 total regular season victories rank second in Major League Baseball after the New York Yankees. And of those two clubs, only the Red Sox have won two World Series Championships.

Mr. Henry not only set out to win multiple World Series, but to make sure the Red Sox were active participants in the community. As a result, during his tenure, the club’s community relations department has set records in the number of appearances arranged for players in the community, and the amount of authentic memorabilia donated to non-profit organizations in New England to help them raise funds.

Immediately after taking ownership, Mr. Henry and his partners founded – and funded – the Red Sox Foundation. The Red Sox Foundation is the largest and one of the fastest growing team charities in Major League Baseball. Though a relative newcomer to the New England philanthropic community, it has won numerous awards for its imaginative outreach and impact, including the 2009 national award for “Best Sports Charity” from the Robert Wood Johnson Foundation and the Sports Philanthropy Project. In 2010 it was recognized by Major League Baseball with the inaugural “Commissioner’s Award for Philanthropic Excellence” for the Red Sox Scholars program, the Foundation’s educational cornerstone.

Supported through generous donations from Mr. Henry, along with Mr. Werner and their partners, as well as corporate sponsors and fans attending fundraising events, the Red Sox Foundation has quickly become a powerful

philanthropic force in this community. Over the past 12 years, it has committed more than \$66 million to health, education, recreation, military, and social service programs primarily benefitting at-risk children and families.

With his passion and enthusiasm for baseball, Mr. Henry is accessible to the media and fans. He's often seen moving throughout ballparks in Spring Training and during the regular season. He sits in many areas of Fenway Park, from the Bleachers to the Green Monster Seats to the seats near the dugouts, and has greeted fans at the gate. That exposure and interaction helped inspire the improvements that have widened the concourses, reduced concession lines, and augmented the restrooms at Fenway Park.

"I love to listen to and interact with fans," Mr. Henry said. "Perhaps not every fan can identify with me, but I think I can identify with most of them because I've been a passionate baseball fan all my life. I know that even the best baseball team cannot win every night, but I want to make sure our fans win every night—that they enjoy as many aspects of our game, our tradition, and the Fenway experience as they can. If they don't, I want to know why and see what I can do to address their concerns immediately. It is the New England fans and their representative media that have created the romance, mystique, and passion that we all feel when the words 'Boston Red Sox' are spoken."

Mr. Henry has garnered a wealth of experience—and nine championship rings—at three different levels in his 26 years (through 2013) in baseball at an ownership level. Prior to purchasing the Red Sox, he was chairman and sole owner of the Florida Marlins. He was also a limited partner of the New York Yankees, and was chairman and majority owner of the Tucson Toros of the Triple-A Pacific Coast League.

Mr. Henry also formed a co-ownership with Boca Raton, FL attorney Don Sider in the West Palm Beach Tropics of the Senior Professional Baseball League. The Tropics, managed by former Red Sox manager Dick Williams, posted a league-best 52-20 record in his one-year ownership, led by Hall of Famer Rollie Fingers and All-Stars Toby Harrah, Dave Kingman, Mickey Rivers, and Al Hrabosky.

For more than 32 years, Mr. Henry has served as chairman of John W. Henry & Company, Inc., which he founded in 1981. He has served on the Board of Directors of the Future Industry Association, National Association of Futures Trading Advisors and the Managed Futures Trade Association. He was elected to the Futures Industry Association's Hall of Fame as a recognized leader in alternative asset financial product innovation.

Mr. Henry is Principal Owner of Fenway Sports Group, formerly New England Sports Ventures (NESV). On October 15, 2010, Fenway Sports Group acquired 100% of Liverpool Football Club (LFC), one of the world's most historic sporting institutions. Fenway Sports Group owns a portfolio of companies that includes LFC, Boston Red Sox, New England Sports Network, Fenway Sports Management, and Roush Fenway Racing.

In early 2002, he purchased a home in Boston. Born in Quincy, IL, John spent most of his childhood in Forrest City, AR, where his parents owned a farm. He was a dyed-in-the-wool baseball fan growing up, listening to St. Louis Cardinals broadcaster Harry Caray on the radio. At age 9, he saw his first major league game at Sportsman's Park in St. Louis—the very city where he would see his own Boston Red Sox celebrate in triumph after completing the greatest comeback in baseball history.

RED SOX OWNERSHIP HISTORY

Charles W. Somers	1901-02
Henry J. Killilea	1903-04
John I. Taylor	1904-11
James R. McAleer	1912-13
Joseph J. Lannin	1913-16
Harry H. Frazee	1917-23
J.A. Robert Quinn	1923-33
Thomas A. Yawkey	1933-76
Jean R. Yawkey	1976-77
Jean R. Yawkey	1978-80
Haywood Sullivan, Edward G. LeRoux Jr.	
Jean R. Yawkey Trust	1981-86
Haywood C. Sullivan, Edward G. LeRoux Jr.	
Jean R. Yawkey Trust	1987-93
Haywood Sullivan	
Jean R. Yawkey Trust	1994-2002
The Henry-Werner Group	2002-present



THOMAS C. WERNER, Chairman

In the 12 seasons that Tom Werner has been Chairman of the Boston Red Sox, the club has saved Fenway Park, won two World Series, and sold out nearly 800 consecutive games, by far the longest streak in baseball history. He has also been instrumental in establishing and overseeing the Red Sox Foundation, which has already distributed more than \$66 million and created award-winning programs to benefit the people of New England.

Fenway Park, the first ballpark to ever celebrate its 100th anniversary, might not have reached that milestone in 2012 without the vision of Werner, who led the only potential ownership group seeking to save the shrine now regarded as "America's Most Beloved Ballpark." Later joined by Principal Owner John W. Henry and President/CEO Larry Lucchino, the leaders and their partners won the bid on December 20, 2001, and completed the purchase on February 27, 2002. On March 23, 2005, after the first three years of substantial annual improvements to the park, Henry, Werner, and Lucchino committed to Fenway Park for the long haul, an event that has inspired major investment in the rejuvenated neighborhood for which the ballpark is named.

Werner's compassion has helped lead the Red Sox Foundation to record heights. The club's philanthropic arm is the largest in baseball and the largest of Boston's sports teams. Its Red Sox Scholars program earned Major League Baseball's first-ever Commissioner's Award for Philanthropic Excellence.

After watching the interaction between Red Sox players and wounded soldiers at Walter Reed Army Hospital in Washington, D.C., following World Series victories in 2004 and 2007, Werner was inspired to spearhead the creation of the Home Base Program. The partnership with Massachusetts General Hospital, with collaboration from the Department of Defense and the Department of Veterans Affairs, provides veterans from wars in Iraq and Afghanistan with meaningful treatment of post-traumatic stress and traumatic brain injury.

Werner is also proud of the baseball fields named in memory of young Red Sox fan Teddy Ebersol that the foundation built along the banks of the Charles River.

The foundation is a major benefactor of the Jimmy Fund, whose legendary partnership with the Red Sox celebrates its 60th anniversary in 2013. Under the current ownership group, the club created the annual Red Sox/Jimmy Fund radiotelethon on WEEI and NESN and launched title sponsorship of the Pan-Mass Challenge.

Beyond his 12 years with the Red Sox, Werner has been a respected baseball owner among his peers for 23 years. He entered Major League Baseball by leading the group that purchased the San Diego Padres in 1990.

His love of the Red Sox was kindled long before, however, when as a freshman at Harvard in the autumn of 1967, the New York native became enraptured in the "Impossible Dream" team's improbable journey to the World Series. He fell in love with the Red Sox--and with Fenway Park.

For his Visual Studies class at Harvard, he created a documentary showing the crescendo of Opening Day at Fenway Park, from the quiet, quaint park at rest to its vibrant, colorful climax. The project was an early milestone on his way to a phenomenally successful career that has included his enshrinement in the Television Academy Hall of Fame.

Embodying the values of integrity and quality, Werner and his partner, Marcy Carsey, have helped create such popular series as "The Cosby Show," "A Different World," "Roseanne," "Third Rock From the Sun," "Cybill," "Grace Under Fire," and "That '70s Show."

It was Werner who said that Bill Cosby's character, originally slated to be a limo driver, should instead be a professional man. That instinct, which led to Felicia Rashad's character also becoming a professional, changed the sociological impact of the series on America. Reverberations of that impact continued when the show's spin-off, "Different World," set at Hillman College, a fictional historically black college, led to a dramatic increase in matriculations to HBCs.

Before starting Carsey Werner, credited with almost 2,000 hours of quality television, the duo was working for ABC television when they discovered Robin Williams in a comedy club and launched his career in "Mork and Mindy." They also provided opportunities to such talents as Tom Hanks ("Bosom Buddies"), Billy Crystal ("Soap"), Danny Devito, and Tony Danza (both in "Taxi").

In addition to his membership in the Television Academy Hall of Fame, Werner (born April 12, 1950) received the Lifetime Achievement Award from the Producers Guild of America. His company has earned 24 Emmy Awards, 11 People's Choice Awards, and numerous Golden Globes, Humanitas Prizes, and Peabody Awards.

In 2000, Werner, Carsey, and their partner Caryn Mandabach joined forces with Geraldine Laybourne and Oprah Winfrey to start Oxygen, a 24-hour cable channel serving the modern woman. Acquired by NBC in late 2007, Oxygen is one of the fastest-growing cable networks ever, now in almost 65 million homes.

Since 2001, when Werner and his partners purchased the Red Sox, Fenway Park, and 80% of the New England Sports Network, NESN has more than doubled the amount of original programming that it airs, and it now telecasts nearly 300 live events.

In addition to his role with NESN, Werner was also appointed to the board of the MLB Network, which debuted in 2009. A longtime active contributor to Major League Baseball, he has been a member of the Executive Council and was a leader in the establishment of the Wild Card, of which the 2004 club was an historic beneficiary. Werner is now on the board of Major League Baseball Enterprises and Major League Baseball Properties.

This past January, for his leadership and dedication to the game, Werner received the Dave Winfield Humanitarian Award from the Professional Baseball Scouts Foundation at the organization's annual "In the Spirit of the Game" Sports and Entertainment Spectacular.

Werner spends much of the year in Boston, where he has a residence. He has served on many boards, including the White House Fellows Commission. He currently serves on the Crossroads School Board and the Board for After School All Stars, a program helping more than 92,000 at-risk youth engage in after school activities. He also serves on the board of the Ron Brown Scholar Program, which offers scholarships to African-American high school seniors who have demonstrated social commitment and leadership potential.



LARRY LUCCHINO, President/CEO

Larry Lucchino was named President/CEO of the Red Sox at the closing of the purchase of the team in February, 2002. Previously President/CEO of the Baltimore Orioles (1988-93) and the San Diego Padres (1995-01), Lucchino is a veteran of 34 years in Major League Baseball. With the Red Sox, Lucchino manages the franchise on a day-to-day basis with the active involvement of, and in collaboration with, Principal Owner John W. Henry and Chairman Tom Werner.

He has won rings with each franchise. The Orioles won the 1983 World Series, the Padres won the 1998 National League Pennant, and the Red Sox won both the 2004 and the 2007 World Series. The historic victory in 2004 ended Boston's 86-year championship drought.

In his 25 full seasons as a President/CEO, his clubs have a winning record of 2,061-1,808 (.533), have reached post-season play nine times (1996, 1998, 2003, 2004, 2005, 2007, 2008, 2009, and 2013), have won three pennants, and two World Series. In those 25 seasons, attendance has improved over the previous year 16 times and the franchises have set club attendance records 13 times, including an 8 year stretch with the Red Sox, topping 3 million for the first time in Red Sox history in 2008, and again surpassing 3 million in 2009, 2010, 2011, and 2012.

Lucchino is the first President/CEO to win pennants for two different franchises - let alone in two different leagues - since Hall of Fame executive Larry MacPhail more than 50 years ago with the Brooklyn Dodgers (1941) and the New York Yankees (1947). They are the only two to have done so. (Al Rosen won pennants as President/CEO of the Yankees in 1978 and as President of the San Francisco Giants in 1989, but Bob Lurie was the Giants' CEO. Dave Dombrowski won pennants as GM of the Florida Marlins in 1997 and as President/GM of the Detroit Tigers in 2006 and 2012.)

In addition to running championship franchises and setting attendance marks, Lucchino has earned a legacy for creating ballparks that have transformed the ballparks' role in the fan experience, influence on franchise value, and place in the community.

His vision for the design of Oriole Park at Camden Yards - a traditional, old-fashioned, asymmetrical, intimate downtown ballpark with modern amenities - ushered in an era of revolutionary ballpark architecture and ambience responsible in part for the game's resurgence since 1992.

He also had the vision for the ballpark that saved baseball in San Diego. Petco Park, designed to look and feel like San Diego, was approved in a 1998 landslide vote on Proposition C, a campaign that Lucchino spearheaded. As much as the Padres needed a ballpark, the city needed a catalyst to redevelop an under-utilized 26-block area in the city's downtown. As promised, a ballpark revitalized a key neighborhood, as it had done in Baltimore (and, subsequently, in other cities). The design of the park was completed in August, 2001, and construction was well underway when Lucchino left the Padres for the Red Sox after the 2001 season.

Subsequently, he was instrumental in pulling together the ownership group that joined John Henry and Tom Werner in their successful effort to purchase the Red Sox, announced on December 20, 2001. While every other group that sought to purchase the Red Sox advocated a replacement for venerable Fenway Park, the group led by Henry, Werner, and Lucchino was the only one that committed itself to save - and improve - America's most beloved ballpark. The ownership group officially formalized its commitment to keep Fenway Park long term on March 23, 2005.

Over the course of a 10 year-long project (ending during the 2011 offseason), Lucchino helped to oversee many changes to preserve, protect and improve Fenway Park. Such successful additions included: the Green Monster Seats, the Right Field Roof Seats, Dugout Seats, the Yawkey Way Concourse, the Big Concourse, the Third Base Concourse, the First and Third Base Decks, the EMC Club, the State Street Pavilion, renovations of the premium suites, the Left Field Coca Cola Corner, the Bleacher Bar, the Royal Rooters Club, the expansion of the right field roof box section, and the installation of new high definition video display and scoring systems. These and other

well-received infrastructure innovations and improvements have enhanced the fans' experience while respecting the integrity of the historic park and the surrounding neighborhood.

On the heels of this 10 year improvement project, Fenway Park celebrated its 100th Anniversary in 2012, highlighted by an official birthday party on April 20, 2012 with a large-scale pregame ceremony featuring over 200 living Red Sox alumni. The game between the Red Sox and the New York Yankees was 100 years to the date of the first game played at Fenway Park when the Red Sox and Yankees (then named the New York Highlanders) first opened the ballpark in 1912.

While setting attendance records with all three franchises, Lucchino has made his mark in the cutting-edge marketing of baseball. His efforts at regionalization in Baltimore expanded the Orioles' fan base from 2 million to 6 million. In his 14 years with the Orioles, the season ticket base increased from 1,600 to 28,000 plus a 13,000-person waiting list.

In his seven years with the Padres, the season ticket base more than doubled from 5,081 to 12,380 through 2000. Under his leadership, the Padres recorded their top four all-time attendance figures at Qualcomm Stadium in his last four years there (1998-2001).

In his 12 seasons in Boston, the club has set franchise attendance records in eight of twelve years, and sold out 794 consecutive regular season games, and 820 including the postseason, from May 15, 2003 through April 8, 2013. The regular season streak is the longest in the history of Major League Baseball, a record established on September 8, 2008, with sell-out #456, breaking the previous MLB record of 455, set by the 1995-2001 Cleveland Indians.

Each of the three franchises he has served as chief executive has established a major charitable foundation during his tenure (The Orioles Foundation, The Padres Foundation, and The Red Sox Foundation). Under his leadership, each franchise has re-invigorated its philanthropy, its community relations efforts, and its ballpark ambiance to ensure that all fans feel welcome. In November of 2010, the Red Sox and the Red Sox Foundation were given league wide recognition when they were named the recipients of the inaugural Commissioner's Award for Philanthropic Excellence.

Lucchino's passion for ballparks is rivaled by his drive for baseball's internationalization. In 1997, he pioneered a ground-breaking relationship in Japan with the Chiba Lotte Marines, and helped organize the Red Sox' first trip to Japan in March, 2008 when they opened the MLB regular-season with two games at the Tokyo Dome. In addition, he previously arranged the efforts to play Major League Baseball's first regular season games in Mexico (1996) and Hawaii (1997) and established baseball's first International Opening Day in Monterrey, Mexico in 1999. He was an early, active supporter of the World Baseball Classic, and also serves on Major League Baseball's International Committee.

He has served on MLB's Restructuring Committee, the American League's Cable Television Committee, and as Chairman of the Player Development Contract Negotiations Committee. He was a member of the Realignment Committee and the Commissioner's Blue Ribbon Task Force on Baseball Economics, which released its recommendations for attacking the game's economic and competitive balance issues in July, 2000.

In recognition for "long and meritorious service to baseball" over three decades in the game, Lucchino was awarded the Judge Emil Fuchs Award by the Boston Baseball Writer's Association at their 72nd annual BBWAA dinner on January 20, 2011.

Born in Pittsburgh, Lucchino was an All-City League basketball player and a second baseman on the Pittsburgh city championship baseball team at Taylor Allderdice High School. He graduated with honors from Princeton University and is a graduate of the Yale Law School. At Princeton, he was a member of two Ivy League championship basketball teams.

In 1974, he joined Williams and Connolly, the law firm founded by his mentor, friend, legendary sportsman, and trial attorney Edward Bennett Williams. He became a partner in 1978 and specialized in sports law and litigation. He was general counsel to the Washington Redskins, of which Williams was president and part owner, and was a member of the Redskins Board of Directors from 1979 to 1985. When EBW bought the Orioles on August 2, 1979, Lucchino became vice president/general counsel. EBW named him president in May, 1988, to rebuild the club's baseball and business operations. Lucchino was an owner of the Orioles from 1989 until the club was sold at the end of the 1993 season, and of the Padres from December, 1994 to 2002.

The avid sportsman has the unique distinction of earning World Series rings (Orioles, '83; Red Sox, '04, '07), a Super Bowl ring (Redskins, '83), and a Final Four watch (Princeton, '65). Lucchino has been active in numerous civic and charitable efforts in Baltimore, San Diego, and Boston, with particular, active involvement in the research and treatment of cancer. Here in Boston, he is a board member and served as the co-chair of the Dana Farber Cancer Institute's \$1 billion "Mission Possible" Capital Campaign, which reached its goal in 2009, and is also on the board of Special Olympics International.



BEN CHERINGTON, EVP/General Manager

Ben Cherington was named Executive Vice President/General Manager of the Boston Red Sox on October 25, 2011, the 11th General Manager in club history. This year, he entered his 16th season in Major League Baseball and 15th season in the Red Sox organization, having most recently served as Boston's Senior Vice President and Assistant General Manager since January 2009. In that role, he worked closely with Theo Epstein on all major league personnel matters, including evaluation and analysis, player acquisition, and contract negotiation.

The 39-year-old Cherington previously held the position of Red Sox Vice President/Player Personnel beginning in January 2006. He oversaw amateur scouting and player development in addition to consulting on all major league player acquisitions. While in charge of the club's farm system, the Red Sox developed several players on the current major league roster including Clay Buchholz, Felix Doubront, Jacoby Ellsbury, Jon Lester, and Dustin Pedroia. Under his watch, Boston's 2006 draft was named the best in the majors by Baseball America. From 2006 to 2008 the Red Sox drafted several current major leaguers including Daniel Bard, Nick Hagadone, Ryan Kalish, Casey Kelly, Ryan Lavarnway, Justin Masterson, Will Middlebrooks, Josh Reddick, and Anthony Rizzo.

Cherington acted as Red Sox co-General Manager, along with Jed Hoyer, from December 12, 2005 through January 19, 2006. In that time, the Red Sox completed a trade that brought Josh Beckett and Mike Lowell to Boston from the Florida Marlins.

He began his professional baseball career with the Cleveland Indians as an advance scout in 1998 and joined the Red Sox organization in 1999 as a Mid-Atlantic area scout before becoming a baseball operations assistant that May. Cherington has also served as Boston's coordinator of international scouting, assistant director of player development and director of player development.

During Cherington's tenure with the organization, the club has received numerous awards, including being named Sporting News' Team of the Decade following the 2009 season.

A native of Meriden, NH, Cherington pitched for Lebanon (NH) High School and graduated with a degree in English from Amherst College, where he played four years of varsity baseball. He also spent a year as an assistant coach for his alma mater while working towards his Master's Degree from the University of Massachusetts' Sport Management Program.

Cherington sits on the advisory board for Good Sports, a Boston-based non-profit that distributes sports equipment to community organizations offering programs to disadvantaged youth, and has run the Boston Marathon and the New York Marathon in support of the charity. He has also participated in the Pan-Mass Challenge, which benefits the Dana-Farber Cancer Institute, and the 9K Run to Home Base, which raises funds for the Red Sox Foundation and Massachusetts General Hospital Home Base Program, and has contributed to numerous other Boston area charities. Cherington and his wife Tyler have a daughter named Adwen Hudson.

RED SOX GENERAL MANAGERS

1933-47	Eddie Collins	1984-93	Lou Gorman
1948-58	Joe Cronin	1994-2002	Dan Duquette
1959-60	Bucky Harris	2002	Mike Port (interim) ³
1961-62	Dick O'Connell ¹	2002-05	Theo Epstein
1963-65	Mike Higgins ²	2005-06	Ben Cherington/Jed Hoyer ⁴
1965-77	Dick O'Connell	2006-2011	Theo Epstein
1978-83	Haywood Sullivan	2011-present	Ben Cherington

(1) GM position was eliminated in 1961-62. Executive VP of Business and Baseball Operations Dick O'Connell assumed the role.

(2) Higgins was Executive Vice President in charge of baseball while O'Connell maintained oversight of the business side. O'Connell was named General Manager on 9/16/65 when Higgins resigned.

(3) Port was named interim General Manager on 2/28/02.

(4) Epstein left the Red Sox from 10/21/05-1/19/06. Cherington and Hoyer were named co-General Managers on 12/12/05 and served in that capacity until Epstein's return.

2013 SEASON RECAP & HIGHLIGHTS

RETURN TO THE POSTSEASON

- The Red Sox this year make their 1st postseason appearance since 2009 and 21st overall in 113 American League seasons...Boston has made it to the postseason in 7 of the last 11 years from 2003-13, 1 of 3 teams with as many postseason berths in that span (Cardinals, 7; Yankees, 9).
- Boston was the 1st AL team to clinch a postseason berth after a win on 9/19 vs. BAL...The club's 8 games remaining were its fewest at the time of a clinch since 1995 (10)...The Sox secured the AL East Division Championship with a win the next night vs. TOR.
- John Farrell is just the 7th manager to lead the Red Sox to the postseason in his 1st year at the helm, joining Jake Stahl (1912), Ed Barrow (1918), Dick Williams (1967), Joe Morgan (1988), Kevin Kennedy (1995), and Terry Francona (2004)...Stahl, Barrow, and Francona went on to win the World Series in their respective years.

DIVISION CHAMPIONS

- The Red Sox are AL East Division Champions for the 1st time since 2007 and just the 2nd time in the last 18 seasons beginning in 1996...It is Boston's 7th AL East title since the start of divisional play in 1969 (also 1975, 1986, 1988, 1990, 1995, 2007) and the club's 15th overall 1st-place finish, including 8 prior to the divisional era (1903, 1904, 1912, 1915, 1916, 1918, 1946, 1967).
- The club is 5-5 in 10 total postseason series in the 6 previous years they have won the AL East...The franchise's only division leader to win the World Series was the club's last AL East Champion in 2007...That year, Boston went 11-3 in postseason games (3-0 in ALDS vs. LAA; 4-3 IN ALCS vs. CLE; 4-0 in WS vs. COL).

RED SOX POSTSEASON APPEARANCES

YEAR	RESULT	MANAGER
1903	WS	Jimmy Collins
1912	WS	Jake Stahl
1915	WS	Bill Carrigan
1916	WS	Bill Carrigan
1918	WS	Ed Barrow
1946	WS	Joe Cronin
1967	WS	Dick Williams
1975*	WS	Darrell Johnson
1986*	WS	John McNamara
1988*	ALCS	McNamara/Morgan
1990*	ALCS	Joe Morgan
1995*	ALDS	Kevin Kennedy
1998	ALDS	Jimmy Williams
1999	ALCS	Jimmy Williams
2003	ALCS	Grady Little
2004	WS	Terry Francona
2005	ALDS	Terry Francona
2007*	WS	Terry Francona
2008	ALCS	Terry Francona
2009	ALDS	Terry Francona
2013*	---	John Farrell

* - AL East Division Champions
Bold - Won World Series

WORST TO FIRST

WORST-TO-FIRST IN WILD CARD ERA (Since 1995)

2013	Red Sox
2011	Diamondbacks
2008	Rays
2007	Cubs
1999	Diamondbacks
1998	Padres
1997	Giants

- With a 5th-place finish in 2012, Boston went from worst-to-first for the 1st time in franchise history...Since the start of the 3-division era in 1994, the 2013 Red Sox are the 2nd AL team to win a division title the year after a last-place finish, along with the 2008 Rays...5 other NL teams have also done it (see chart).
- Overall, this is the 4th time the club has reached the postseason following a 5th-place showing or worse in the previous season's standings, also after these campaigns: 1985 (5th of 7), 1966 (9th of 10), and 1945 (7th of 8).
- Boston's .426 winning percentage in 2012 (69-93) is the club's lowest ever prior to a postseason campaign...The previous mark belonged to the 1966 team (.444, 72-90) prior to the AL Pennant-winning 1967 squad.

HOME FIELD ADVANTAGE

- Boston has home field advantage throughout the postseason by virtue of owning the best record in the AL in the regular season (ALDS and ALCS) and an American League win in the 2013 All-Star Game (World Series).
- The Red Sox led the AL with a 53-28 (.654) record at home during the regular season and are 43-31 (.581) all-time in postseason games at home, including 41-29 (.586) at Fenway Park and 17-9 (.654) since 2003.

THE 2013 RECORD

- At 97-65 (.599), the Red Sox tied the Cardinals for the best record in MLB...The Sox held at least a share of the majors' top spot for the 1st time since 2007 (tied with Cleveland).
- The Sox finished the year 32 games above .500 and were a season-high 34 games over .500 after their last regular season win on 9/27...That was the club's highest mark since ending 2004 34 games above .500 (98-64).
- This season marks the 7th time since 2003 that the Red Sox have reached 95 wins...During that stretch, only the Yankees have at least as many 95-win seasons (8)...No other team did it more than 3 times.
- This was the 7th Red Sox squad to record as many as 97 wins, and just the 2nd Boston team to do it in the last 35 years, along with 2004 (98).
- The Red Sox were the only AL team and joined the Braves as the only teams

MOST WINS IN FRANCHISE HISTORY

YEAR	W-L	WPCT
1912	105-47	.691
1946	104-50	.675
1915	101-50	.669
1978	99-64	.607
2004	98-64	.605
2013	97-65	.599
1977	97-64	.602

2013 SEASON RECAP & HIGHLIGHTS, CONTINUED

in the majors whose record remained above .500 all year...It marked the 6th time the Red Sox stayed above .500 all season, also accomplishing the feat in 1912, 1917, 1918, 1940, and 1946.

BEST IN THE AL, TIED ATOP MLB

- At 97-65, the Sox finished with at least a share of the best record in MLB for the 6th time in club history, along with a 2007 tie with the Indians and these outright leading teams: 1946, 1915, 1912, and 1903.
- Boston finished the regular season as the outright leader in the American League for the 1st time since 1986 (95-66, .590, 3rd in the majors)...Overall, this is the 10th time they've held sole possession of the AL's top mark, previously accomplishing the feat in 1986, 1967, 1946, 1918, 1916, 1915, 1912, 1904, and 1903.
- John Farrell is the 4th Red Sox manager to lead Boston to the American League's best record in his 1st season with the club, joining Jake Stahl in 1912, Ed Barrow in 1918, and Dick Williams in 1967...Stahl was the only previous 1st-year Red Sox manager to guide the club to at least a share of the best mark in the majors.
- Among managers spending a full season in their 1st year at the helm with a team, Farrell was the first to take a share of the top major league record since Bill Virdon with the Pirates in 1972 (Source: Elias).

RECENT SUCCESS

- The Sox are 631-503 (.556) over the last 6 years since the start of 2007, 2nd in the majors behind the Yankees (.580, 658-476)...The club is also 2nd in MLB with a 1,098-846 (.565) record since the start of 2002, also trailing the Yankees (.594, 1,155-788).

TURNAROUND FACTS

- The Red Sox won 28 more games than 2012 (69-93), marking the 2nd-largest increase in wins in club history outside of strike-shortened seasons in 1981 and 1994...This increase trails only the 1st post-World War II team in 1946 (104-50), which won 33 more games than 1945 (71-83).
- The Red Sox' win percentage increased by .173 from 2012 (.426) to 2013...That's the largest change in MLB over the last 2 seasons, positive or negative (CLE was 2nd at +.148) and the 3rd-largest increase in franchise history after 1945-46 (+.214) and 1911-12 (+.181).
- Boston held 1st place an AL-high 158 days after failing to spend even a day in 1st place in 2012.

THE TURNAROUND

2013		2012
97-65	RECORD	69-93
.599	WIN PCT.	.426
1st	STANDING	5th
+197	RUN DIFFERENTIAL	-72
853	RUNS SCORED	734
656	RUNS ALLOWED	.806

NO LOSING STREAKS

- For just the 2nd time in 113 seasons of franchise history, the Red Sox went an entire season without a losing streak longer than 3 games...The 1903 Boston Americans did it en route to the 1st-ever World Series Championship in a regular season schedule that consisted of only 141 games (138 decisions and 3 ties)...Boston was the 1st ML team to accomplish the feat since the 2005 Cardinals.
- The Sox endured 5 season-long 3-game slides, with only 2 after the month of May and just 1 after the All-Star break (8/14-16).



Red Sox players and staff pour onto the field after clinching the AL East Championship on September 20.

HIDE THE BROOMS

- ☛ Boston was swept in a multi-game series just once all year, a 3-game set in Texas from 5/3-5...Including a 1-game make-up series loss on 7/29 vs. TB, Boston's 2 times swept were the fewest in the AL and tied the Cardinals for the lowest total in the majors.
- ☛ The 1 sweep suffered in a multi-game series was Boston's fewest in a season since 1995 (1)...This was the 1st Red Sox team to not be swept in a home series of more than 1 game since 2004 (Source: Elias).

SERIES BUSINESS

- ☛ Boston led the majors with 33 series victories, which matched the 2nd most in club history, trailing only the 1946 team's 37 series victories (see chart, courtesy STATS).
- ☛ The Sox won 8 straight series from 8/19-9/15, the club's longest streak since 1995.

RED SOX MOST SERIES WON

YEAR	SERIES WON
1946	37
2013	33
2007	33
1949	33
1948	33

IN THE MARGINS

- ☛ The Red Sox led the majors with a +197 run differential (853 runs scored, 656 runs allowed)...It was the 2nd-best differential by a Red Sox team since 1950, trailing only 2007's +210 mark...Boston saw its run differential increase by 269 from a -72 mark in 2012...That was the 3rd-largest increase in run differential for Red Sox teams behind 1946 (+273 from 1945) and 1933 (+291 from 1932).
- ☛ Only 19 of Boston's 65 losses were by a margin greater than 3 runs...Over half of the club's losses (36, 55%) were decided by 2 runs or fewer.
- ☛ The club did not suffer a loss by more than 3 runs in a 33-game stretch from 8/17-9/22...It was the team's longest stretch between blowout losses since 36 games from 6/20-7/30/93.

IN THE STANDINGS

- ☛ The Red Sox won the AL East by 5.5 games over the 2nd-place Rays...The Sox reached as high as 9.5 games up on 9/15...In the last 18 seasons from 1996-2013, the only other Red Sox team to take a lead that large was the 2007 squad, which topped out with an 11.5-game lead.

STANDINGS BY DAY

PLACE	DAYS
1st	158
2nd	22
3rd	3
4th	0
5th	0

- ☛ In total, the Sox spent an AL-high 158 days in 1st place, with sole possession of the top spot on 151 of those days...It was Boston's most days with a share of 1st place since the 2007 club totaled 173 days atop the division...They also spent 22 days in 2nd place or tied for 2nd and fell as far as 3rd place for 3 days from 5/12-14.

- ☛ The Sox were in 1st place for the 1st 39 days of the season, a club-record stretch to begin a campaign (prev., 1st 25 days to begin 1918)...They then went a season-high 18 straight days out of 1st from 5/9-26, including a 3-day stay at a season-low 3rd place from 5/12-14...The club regained the top spot on 5/27 and held it a season-high 60 consecutive days through 7/25, reaching as high as 5.5 games up on 7/5...The Sox led 58 of the remaining 61 days, including the final 36 beginning on 8/25.

AT FENWAY PARK

- ☛ The Red Sox led the AL with a 53-28 record (.654) at home, 3rd in MLB to the Braves (.691, 56-25) and Cardinals (.667, 54-27), after finishing with the AL's 2nd-worst mark at home in 2012 (.420, 34-47)...According to Elias, Boston became the 1st team in ML history to post a home record of 25 or more games above .500 after finishing the previous season at least 10 games below .500 in games on its home field.
- ☛ It was the 1st time Boston led the AL in win percentage at home since 2005 (.667, 54-27).
- ☛ The Sox won their 9th straight home opener on 4/8 vs. BAL, extending the franchise record...According to Elias, only 3 other teams in ML history won their 1st home game in at least 9 straight seasons: NYY (11, 1998-2008), PIT (10, 1945-1954), and CIN (9, 1983-1991).
- ☛ Overall, Boston went 9-2-1 in its 12 homestands and won 18 of 27 series at Fenway Park...They had a 12-5 record at home through 5/6, 3rd best in the AL, including a season-high, 6-game home winning streak to end that stretch...They won 7 consecutive home series from 6/4-7/21 and closed out the year with victories in 5 of their final 6 series at home from 8/27 on.

ON THE ROAD

- ☛ At 44-37 (.543), Boston tied with Oakland (also 44-37) for the 2nd-best road record in the AL behind the Rangers (.556, 45-36)...The Sox fell 1 game shy of the Rangers and Dodgers (both 45-36) for the best road record in MLB...It was a return to form for the Red Sox, who went 45-36 (.556) on the road in 2011 before posting a 35-46 (.432) mark away from Fenway in 2012.
- ☛ The Sox went 7-5-1 in their 13 road trips overall...They won their 1st 4 series away from Boston through 5/2, posting a ML-best 9-3 (.750) road record in that time, and had a 6-1 series mark through their 1st 7 road sets, culminating with a season-high-tying 5 straight road wins from 5/16-19...They again won a season-high 5 straight road games from 8/24-9/7.

MONTH BY MONTH

⚾ The Sox did not post a losing month all year, going at least .500 every month for the 1st time since 2009...They bookended the season with their top 2 months in April (.692, 18-8) and September (.640, 16-9).

⚾ **APRIL:** Boston got out of the gate with an MLB-best 18-8 (.692) April, the club's best month of the season by wins and win percentage...The 18 wins matched an all-time club record for April (also 1998 and 2003)...The Sox had 17 scheduled home games in April and went 11-5 at Fenway after a 4/12 postponement...Mike Napoli set club records for the month of April with an MLB-leading 18 extra-base hits and 13 doubles...Jacoby Ellsbury topped the majors with a club-record 11 stolen bases in April.

⚾ **MAY:** In the club's only non-winning month of the season (.500, 15-15), the Sox tied for the 9th-best mark in the AL...Boston batters led the majors with 122 walks, 10 more than the next-highest total (CIN, 112) and 16 more than the next-most in the AL (TB, 106)...It marked the club's most May walks since 2004 (134).

⚾ **JUNE:** At 17-11 (.607), the Sox tied Pittsburgh and Toronto (both 17-9) for the MLB lead in wins, falling 3rd in the majors to those 2 clubs in win percentage...The Red Sox led the majors in AVG (.298), runs (156), hits (298), doubles (61), XBH (101), OBP (.359), SLG (.468), and OPS (.827) in June, with 3 of the top 5 AL leaders in AVG on the team (min. 50 PA): Jose Iglesias (2nd, .395), Mike Carp (4th, .367), and Jacoby Ellsbury (5th, .360)...Boston's total of 298 hits marked the club's most in any month in 10 years since June 2003 (307)...59 full months of baseball elapsed between those 2 Junes. Boston had an AL-high 11 triples in June, their most in any month since June 2003 (15).

⚾ **JULY:** Boston went 15-10 in July, tied for 3rd best in the AL...That included an 8-4 mark at home...Sox hurlers posted a single-month season-low 3.32 ERA, their best in a July since 1972 (2.89)...David Ortiz led the team with a .344 AVG (32-for-93), reaching safely in 23 of Boston's 25 games.

⚾ **AUGUST:** Boston tied for the 3rd-best AL record in August at 16-12 (.571)...Sox hurlers held opponents to a .245 AVG, 2nd best in the AL to Texas' .224 mark...Daniel Nava ranked 2nd among AL batters with a .396 AVG and finished 3rd with a .473 OBP in August (min. 50 PA).

⚾ **SEPTEMBER:** Boston closed out the year with their 2nd-best month at 16-9 (.640), scoring double-digit runs in 5 of 25 games...Boston outscored opponents 162-104, with the 162 runs representing the club's most ever in the final 25 games of a season...The Sox averaged an ML-best 6.5 runs scored per game (162 R/25 G) and 1.6 homers per game (39 HR)...It was the club's highest scoring average in a September since 1938 (6.7 in 29 G) and their highest home run rate in a September since at least 1921.

RECORD BY MONTH

MONTH	RECORD
April	18-8
May	15-15
June	17-11
July	15-10
August	16-12
September	16-9

SEASON BREAKDOWN

⚾ The Red Sox jumped out to the AL East lead with wins in their 1st 2 series of the season for the 1st time since 2006, taking 2 of 3 both in the Bronx and in Toronto prior to a 4-2 homestand to begin their home slate...The Sox won a season-high 7 straight games from 4/13-20 through the 1st game of a season-long 10-game homestand in which the Sox went 7-3...That homestand started one day late after the 4/19 contest was postponed due to events stemming from the Boston Marathon.

⚾ The Sox held the majors' best record at 20-8 (.714) before suffering their only multi-game sweep of 2013, a 3-game series in Texas from 5/3-5...That started a 2-9 slide through 5/14 which dropped them down to their only season-low 3rd-place stay for the last 3 days of that stretch.

⚾ They bounced back to win 10 of the next 13 contests beginning on 5/16, and from that point through the All-Star break, Boston's 35-22 record (.614) tied for 2nd best in the AL behind Oakland (.679, 36-17)...Boston regained 1st place on 5/27, and held the top spot for a season-high 60 straight days through 7/25.

⚾ The Sox picked up their 50th win of the year on 6/30 in the midst of a season-best 8-1 homestand from 6/25-7/4, to become just the 4th Red Sox team to reach 50 wins prior to July (also 1946, 1978, and 2008)...They dropped 2 of 3 series on a west coast road trip entering the All-Star break to end the 1st half with a 2.5 game division lead.

⚾ The Sox regained 1st place with back-to-back walk-off wins on 7/31 in 15 innings and 8/1 vs. SEA...The 5-4 win on 7/31 marked Boston's latest at Fenway since 6/5/01 vs. DET (18 innings)...The Sox overcame a 6-run deficit enter-



On April 20, in the Red Sox' first home game after the Boston Marathon bombings, Daniel Nava hit the deciding 3-run homer in the 8th inning to give Boston a 4-3 win over the Royals.

ing the 8th and a 5-run deficit entering the 9th on 8/1, only to win 8-7...It was just the 3rd time in Sox history the team came back to win after trailing by 6+ runs entering the 8th, and 1st since 7/3/40 vs. PHA.

- ☛ The Sox surpassed their entire 2012 win total with a 70th victory on 8/7 at HOU, but dropped 7 of 10 contests from 8/8-18...That led into a 4-2 west coast Interleague trip through Los Angeles and San Francisco which kickstarted a 9-series winning streak through 9/15 in which the Sox went a MLB-best 19-7 (.731).
- ☛ Boston clinched a postseason berth on 9/19, earned the division title on 9/20, secured the AL's best record on 9/28, and ended with a share of MLB's best mark after a loss in their regular season finale on 9/29.



2013 Red Sox All-Stars at Citi Field.

ALL-STAR TRIO

- ☛ Clay Buchholz, David Ortiz, and Dustin Pedroia were all selected to the 2013 All-Star Game at Citi Field on 7/16, a 3-0 AL win...For Ortiz, who went 0-for-2 as the starting DH, it was his ML-high 9th All-Star selection in the last 10 years...Pedroia (4th All-Star selection) entered as a pinch runner in the 1st inning and went 0-for-2 at 2B...Buchholz (2nd-time All-Star) attended the festivities but did not pitch due to injury.

BATTING

- ☛ The Sox led the majors with 853 runs scored, 5.3 runs per game, 819 RBI, 363 doubles, 570 extra-base hits, 2,521 total bases, a .349 OBP, .446 SLG, and .795 OPS...Boston finished 2nd in MLB with a .277 AVG and 1,566 hits, trailing only Detroit in each (.283 AVG, 1,625 H)...The club's 581 walks ranked 3rd in MLB (2nd in AL), trailing only TB (589, including 7 in game 163) and CIN (585).
- ☛ Boston returned to the top of MLB's leaderboard in runs scored and runs per game after a 1-year hiatus atop MLB in those categories...Boston led the majors with 875 runs and 5.4 runs per game in 2011, but fell to 734 runs and 4.5 runs per game in 2012 (T-8th in MLB)...The club's 819 RBI also topped the majors in 2013.

2013 RED SOX MLB BATTING RANKS

RUNS	583	1st
AVG	.277	2nd
OBP	.349	1st
SLG	.446	1st
OPS	.795	1st
DOUBLES	363	1st
EXTRA-BASE HITS	570	1st
TOTAL BASES	2,521	1st
WALKS	581	3rd

- ☛ This was Boston's 4th straight year leading MLB in doubles and the team's ML-record 18th consecutive season with at least 300 2-baggers (1996-2013)...The club ranked 3rd in the AL with 29 triples, and in Drew and Ellsbury were the only AL club with multiple players to each tally 8 or more triples.

- ☛ The Sox' 178 homers ranked 6th in the majors and 5th in the AL, but 80 of those came after the All-Star break, tied for the 2nd most in the majors in that time behind Oakland's 88.

- ☛ The Sox featured an ML-leading 11 different players each with at least 40 RBI...The Sox also led MLB with 11 position players each with a WAR of at least 1.0.

- ☛ **PATIENCE:** Boston led MLB with 25,639 pitches seen, and the team's 4.02 pitches per PA was the club's best single-season average

since 1988, as far back as data is available...In that time, Mike Napoli's 4.58 pitches per PA average was the best Red Sox season.

- ☛ Opposing starters failed to reach 6.0 innings a ML-high 88 times against Boston this year...It was Boston's most since the 2004 club knocked out 89 starters before 6.0 innings.

- ☛ **GRAND SLAMS:** The Sox' 9 grand slams topped MLB, 2 more than any other club (Seattle, 7) and the most by an AL club since the 2008 Indians hit 11....It tied Boston's 2nd-most slams in a season and was the club's most since a team-record 11 were hit in 2005...Mike Napoli's 3 grand slams led the AL and tied for the ML lead.

- ☛ Boston's 5 grand slams in September set a new team single-month record, and tied the 1983 Orioles for the most by any team in the month of September.

- ☛ **PINCH HITTING:** Red Sox pinch-hitters led the majors with a .359 OBP, .564 SLG, and .923 OPS...It was Boston's best pinch-hit SLG and OPS since at least 1974, and the best SLG by any team's pinch-hitters since the 2000 Rangers slugged .573...Overall, the Sox hit .244 (19-for-78) with 12 walks, and 2 HBP in the pinch.

- ☛ Boston tied the 1953 club record with an AL-leading 7 pinch-hit homers, and also paced the AL with 20 pinch-hit RBI...Boston's 11 pinch-hit extra-base hits (7 HR, 4 2B) fell 1 shy of the Rangers' AL-leading 12...Jonny Gomes' 4 pinch-hit homers led the AL and tied for the ML lead.



David Ortiz recorded his 2,000th career hit on September 4 against Detroit.

- 🔴 **LATE WINS:** Boston's 11 walk-off wins trailed only Tampa Bay (13) among AL clubs...It was the Sox' most walk-offs since the 1961 club's 12, and 2 shy of the team-record 13 in 1940.
- 🔴 **FACING ROOKIES:** 16 rookies started against Boston and combined to go 3-10 with a 6.14 ERA (58 ER/85.0 IP)...They averaged just 5.1 innings per start, including 11 starts shorter than 6.0 innings.

PITCHING

- 🔴 Boston's 3.79 team ERA ranked 6th in the AL and was down from a 4.70 mark in 2012...It was the club's best mark since the 2002 team posted a 3.75 ERA.
- 🔴 From 8/19 through the end of the season, Red Sox pitchers led the majors in opponent AVG (.220), opponent OBP (.288), opponent OPS (.630), and WHIP (1.14)...In that time, their 3.45 ERA ranked 5th in the AL.
- 🔴 The Sox had an 11-game streak allowing no more than 3 runs and 8 hits from 8/19-31, the longest in MLB since a 12-gamer by Toronto in 1991...It was the club's longest streak allowing 3 hits or fewer since 1988.
- 🔴 **STRIKING RESULTS:** The team set all-time club records with 1,294 strikeouts and 8.0 strikeouts per 9.0 innings pitched...Sox hurlers recorded a club-record 47 double-digit strikeout games...Sox pitchers combined for at least 11 strikeouts in a club-record 4 straight games from 4/24-27 (48 total SO).
- 🔴 **HOME FIELD EDGE:** Boston pitchers posted a 3.57 ERA at home this year compared to an AL-worst 4.75 home ERA in 2012, an improvement of 1.18...It was the club's best home ERA since 1992 (3.52).
- 🔴 The team's .243 opponent AVG at home was its best since 1968 (.242), and its .308 opponent OBP was the best home mark for any Red Sox pitching staff since at least 1921...Sox pitchers fanned 670 batters at Fenway, 3 more than the 2001 club's previous Red Sox record of 667.
- 🔴 **STARTERS:** Red Sox starters went 67-42 (.615) with a 3.84 ERA, fanning 830 batters in 984.0 innings...The starters' .247 opponent AVG was 2nd best in the AL (Oakland, .245) and the club's best since 2002 (.243).
- 🔴 **RELIEVERS:** Sox relievers went 30-23 (.566) with 33 saves, 3rd-fewest in MLB and 1 shy of the lowest total (HOU and PHI, 32)...It was the fewest saves for a Red Sox team in a non-strike season since 1987 (16).
- 🔴 Koji Uehara's 0.57 WHIP was the best single-season mark in major league history among pitchers with at least 40.0 innings...He set a club record with 37 consecutive batters retired from 8/17-9/13.
- 🔴 **TOP 2 MONTHS:** With 255 strikeouts in April and 249 in May, Red Sox hurlers set the top 2 monthly totals in team history, passing the previous mark of 231 in 2000...The April total passed the 2002 Diamondbacks (230) for the MLB record for any April.



Jarrod Saltalamacchia and Koji Uehara celebrate a win.

FIELDING

- 🔴 Boston ranked 6th in the AL with a .987 fielding percentage, but placed 2nd in MLB with a .990 mark from 7/29 through the end of the season.
- 🔴 **RUNS SAVED:** According to Fangraphs, the Red Sox had 3 players lead the AL in defensive runs saved at their position, and another rank 2nd...Dustin Pedroia topped MLB with 15 defensive runs saved at 2B...Shane Victorino led the AL (2nd in MLB) with 24 defensive runs saved in RF, and Mike Napoli topped the AL with 10 defensive runs saved at 1B...Jacoby Ellsbury finished 2nd in the AL with 13 defensive runs saved in CF.
- 🔴 Pedroia, who set all-time club records with 159 starts and 160 games at 2B, finished 2nd among AL qualifiers at the position with a .993 fielding percentage (5 E/688 chances), barely trailing TB's Ben Zobrist, .9927 to .9928...He also led the AL with a .836 zone rating at the position...Pedroia did not commit a miscue until 6/15 at BAL...His 69 errorless games were the most ever to begin a season by a Sox 2B.
- 🔴 Victorino had 10 outfield assists (T-6th in AL)...His 9 from RF were the most by a Sox since Trot Nixon in 2005 (9).

ON THE BASES

- 🔴 The Red Sox led MLB with an 86.6 SB percentage (123-for-142), the best SB% in AL history since caught stealing has been tracked (1914-15, 1920+ in AL)...Boston's 123 SB were the club's 2nd most in the live ball era (since 1920), trailing only the 2009 team's 126 SB.
- 🔴 Boston was successful in its last 39 SB attempts of the year starting on 8/9, the longest ML streak since CS has been tracked in both leagues (beginning in 1951).
- 🔴 With 52 SB in 56 SBA (92.9%), Jacoby Ellsbury became the 1st player to lead MLB in both SB and SB% (min. 30 SB) in a non-strike season since KC's Bert Campaneris did it in 1967 (55 SB, 77.5 SB%).

2013 BOSTON RED SOX ROSTER

MANAGER
53-John Farrell

COACHES

17-Brian Butterfield (Third Base Coach), 17-Torey Lovullo (Bench Coach),
28-Greg Colbrunn (Hitting Coach), 43-Arnie Beyeler (First Base Coach), 47-Juan Nieves (Pitching Coach),
57-Victor Rodriguez (Asst. Hitting Coach), 58-Dana LeVangie (Bullpen Coach)

No.	PITCHERS (17, 4 DL)	B	T	HT.	WT.	BORN	BIRTHPLACE
40	Bailey, Andrew (DL)	R	R	6-3	240	5/31/84	Voorhees, NJ
32	Breslow, Craig	L	L	6-1	181	8/8/80	New Haven, CT
66	Britton, Drake	L	L	6-2	215	5/22/89	Waco, TX
11	Buchholz, Clay	L	R	6-3	190	8/14/84	Nederland, TX
62	De La Rosa, Rubby	R	R	6-1	205	3/4/89	Santo Domingo, DR
46	Dempster, Ryan	R	R	6-2	215	5/3/77	Gibson, British Columbia
22	Doubront, Felix	L	L	6-2	225	10/23/87	Carabobo, VZ
52	Hanrahan, Joel (DL)	R	R	6-4	250	10/6/81	Des Moines, IA
41	Lackey, John	R	R	6-6	235	10/23/78	Abilene, TX
31	Lester, Jon	L	L	6-4	240	1/7/84	Tacoma, WA
30	Miller, Andrew (DL)	L	L	6-7	210	5/21/85	Gainesville, FL
56	Morales, Franklin	L	L	6-1	210	1/24/86	San Juan Morros, VZ
44	Peavy, Jake	R	R	6-1	195	5/31/81	Mobile, AL
36	Tazawa, Junichi	R	R	5-11	200	6/6/86	Yokohama, Japan
38	Thornton, Matt	L	L	6-6	235	9/15/76	Centerville, MI
19	Uehara, Koji	R	R	6-2	195	4/3/75	Osaka, Japan
60	Villarreal, Brayson	R	R	6-0	170	5/10/87	La Guaira, VZ
64	Webster, Allen	R	R	6-2	190	2/10/90	Greensboro, NC
63	Wilson, Alex (DL)	R	R	6-0	215	11/3/86	Dhahran, Saudi Arabia
67	Workman, Brandon	R	R	6-5	225	8/13/88	Bowie, TX
35	Wright, Steven	R	R	6-1	218	8/30/84	Torrance, CA

No.	CATCHERS (3)	B	T	HT.	WT.	BORN	BIRTHPLACE
20	Lavarney, Ryan	R	R	6-4	240	8/7/87	Burbank, CA
3	Ross, David	R	R	6-2	230	3/19/77	Bainbridge, GA
39	Saltalamacchia, Jarrod	S	R	6-4	235	5/2/85	West Palm Beach, FL

No.	INFIELTERS (10)	B	T	HT.	WT.	BORN	BIRTHPLACE
72	Bogaerts, Xander	R	R	6-3	185	10/1/92	Oranjestad, Aruba
37	Carp, Mike	L	R	6-2	208	6/30/86	Long Beach, CA
7	Drew, Stephen	L	R	6-0	190	3/16/83	Hahira, GA
26	Holt, Brock	L	R	5-10	180	6/11/88	Fort Worth, TX
10	McDonald, John	R	R	5-9	181	9/24/74	New London, CT
16	Middlebrooks, Will	R	R	6-3	220	9/9/88	Texarkana, TX
12	Napoli, Mike	R	R	6-0	220	10/31/81	Hollywood, FL
34	Ortiz, David	L	L	6-4	230	11/18/75	Santo Domingo, DR
15	Pedroia, Dustin	R	R	5-8	165	8/17/83	Woodland, CA
23	Snyder, Brandon	R	R	6-2	225	11/23/86	Las Vegas, NV

No.	OUTFIELDERS (6, 1 DL)	B	T	HT.	WT.	BORN	BIRTHPLACE
50	Berry, Quintin	L	L	6-0	175	11/21/84	San Diego, CA
25	Bradley Jr., Jackie	L	R	5-10	195	4/19/90	Richmond, VA
2	Ellsbury, Jacoby	L	L	6-1	195	9/11/83	Madras, OR
5	Gomes, Jonny	R	R	6-1	230	11/22/80	Petaluma, CA
55	Kalish, Ryan (DL)	L	L	6-0	213	3/28/88	Shrewsbury, NJ
29	Nava, Daniel	S	L	5-11	200	2/22/83	Redwood City, CA
18	Victorino, Shane	R	R	5-9	190	11/30/80	Wailuku, HI

*As of September 30, 2013

2013 BOSTON RED SOX ROSTER

FIRST-YEAR PLAYER DRAFT (11)

PLAYER	YEAR	ROUND (PICK)
Jon Lester, LHP	2002	2nd (57th overall)
Dustin Pedroia, 2B	2004	2nd (65th overall)
Clay Buchholz, RHP	2005	Supplemental 1st (42nd overall)
Jacoby Ellsbury, OF	2005	1st (23rd overall)
Ryan Kalish, OF	2006	9th (283rd overall)
Will Middlebrooks, 3B	2007	5th (174th overall)
Drake Britton, LHP	2007	23rd (714th overall)
Ryan Lavarnway, C	2008	6th (202nd overall)
Alex Wilson, RHP	2009	2nd (77th overall)
Brandon Workman, RHP	2010	2nd (57th overall)
Jackie Bradley Jr., OF	2011	Supplemental 1st (40th overall)

ACQUIRED VIA TRADE (15)

PLAYER	DETAILS
Jarrod Saltalamacchia, C	From the Texas Rangers for 1B Christopher McGuiness, RHP Roman Mendez, a player to be named later (C Michael Thomas) and cash considerations on July 31, 2010
Franklin Morales, LHP	From the Colorado Rockies in exchange for a player to be named later or cash considerations on May 19, 2011
Andrew Bailey, RHP	From the Oakland Athletics in exchange for OF Josh Reddick, minor league RHP Raul Alcantara and 1B Miles Head on December 28, 2011
Craig Breslow, LHP	From the Arizona Diamondbacks in exchange for RHP Matt Albers and OF Scott Podsednik on July 31, 2012
Steven Wright, RHP	From Cleveland in exchange for 1B/OF Lars Anderson on July 31, 2012
Allen Webster, RHP	From Los Angeles Dodgers with 1B James Loney, INF Ivan De Jesus, and 2 players to be named later (RHP Rubby De La Rosa and 1B/OF Jerry Sands) in exchange for RHP Josh Beckett, LF Carl Crawford, 1B Adrian Gonzalez, INF Nick Punto and cash considerations on August 25, 2012
Rubby De La Rosa, RHP	From the Los Angeles Dodgers with 1B/OF Jerry Sands on October 4, 2012 to complete August 25 9-player trade
Joel Hanrahan, RHP	From the Pittsburgh Pirates with INF Brock Holt in exchange for RHPs Mark Melancon and Stolmy Pimentel, INF Ivan De Jesus, and 1B/OF Jerry Sands on December 26, 2012
Brock Holt, INF	From the Pittsburgh Pirates with RHP Joel Hanrahan in exchange for RHPs Mark Melancon and Stolmy Pimentel, INF Ivan De Jesus, and 1B/OF Jerry Sands on December 26, 2012
Mike Carp, 1B/OF	From the Seattle Mariners in exchange for a player to be named later or cash considerations (cash, 3/15) on February 20, 2013
Matt Thornton, LHP	From the Chicago White Sox with cash considerations in exchange for minor league OF Brandon Jacobs
Jake Peavy, RHP	From the Chicago White Sox with RHP Brayan Villarreal and OF Avisail Garcia from the Detroit Tigers in exchange for SS Jose Iglesias to Detroit and Garcia, RHPs J.B. Wendelken and Francellis Montas and INF Cleuluis Rondon to the Chicago White Sox on July 30, 2013
Brayan Villarreal, RHP	From the Chicago White Sox with RHP Brayan Villarreal and OF Avisail Garcia from the Detroit Tigers in exchange for SS Jose Iglesias to Detroit and Garcia, RHPs J.B. Wendelken and Francellis Montas and INF Cleuluis Rondon to the Chicago White Sox on July 30, 2013
Quintin Berry, OF	From the Kansas City Royals minor league system in exchange for RHP Clayton Mortensen on August 27, 2013
John McDonald, INF	From the Philadelphia Phillies with cash considerations in exchange for minor league RHP Nefi Ogando

SIGNED AS A FREE AGENT (15)

PLAYER	DETAILS
David Ortiz, DH	January 22, 2003
Felix Doubront, LHP	July 12, 2004 (International)
Daniel Nava, OF	January 17, 2008 (minor league)
Junichi Tazawa, RHP	December 11, 2008 (International)
Xander Bogaerts, SS	August 23, 2009 (International)
John Lackey, RHP	December 15, 2009
Andrew Miller, LHP	December 16, 2010 (minor league)
David Ross, C	November 14, 2012
Jonny Gomes, OF	December 1, 2012
Shane Victorino, OF	December 13, 2012
Koji Uehara, RHP	December 18, 2012
Ryan Dempster, RHP	December 19, 2012
Stephen Drew, SS	December 26, 2012
Mike Napoli, 1B	January 22, 2013
Brandon Snyder, INF	March 31, 2013 (minor league)

*As of September 30, 2013

FULL NAME: John Edward Farrell

AGE: 51

BORN: August 4, 1962 in Monmouth Beach, NJ

RESIDES: Westlake, OH

MAJOR LEAGUE COACHING CAREER: Pitching Coach, Boston Red Sox (2007-10); Manager, Toronto Blue Jays (2011-12); Manager, Boston Red Sox (2013)



MANAGERIAL/COACHING CAREER

- 👉 2013 marked his 1st season as Red Sox manager, the 46th manager in club history...Returned to BOS where he was the Sox pitching coach for 4 seasons from 2007-10.
- 👉 Led the Sox to a 97-65 record (.599), tied for tops in the majors with St. Louis, and the American League East Championship.
- 👉 Is just the 2nd Red Sox manager to lead Boston to at least a share of MLB's best record in his 1st year at the helm, along with Jake Stahl in 1912...Is the 4th Sox manager to bring home the AL's best record in his 1st season with the club, along with Stahl, Ed Barrow in 1918, and Dick Williams in 1967...97 wins trail only Stahl (105, 1912) and Terry Francona (98, 2004) for the most under a 1st-year Sox manager.
- 👉 Among managers spending a full season in their 1st year at the helm with a team, became the 1st to take a share of the top major league record since Bill Virdon with the Pirates in 1972 (Elias).
- 👉 Is just the 7th manager to lead the Red Sox to the postseason in his 1st year at the helm, joining Jake Stahl (1912), Ed Barrow (1918), Dick Williams (1967), Joe Morgan (1988), Kevin Kennedy (1995), and Terry Francona (2004)...Stahl, Barrow, and Francona went on to win the World Series that year.
- 👉 Was ejected twice during the 2013 season (6/24 at DET, 2B umpire Mike DiMuro; 7/29 vs. TB, HP umpire Jerry Meals)...Has been ejected 7 times in his career as a manager and twice as BOS' pitching coach.
- 👉 With the Sox' 8-2 win at NYY on 4/1, became the 1st Red Sox skipper to win his managerial debut on Opening Day since Jimmy Williams in 1997.
- 👉 Guided BOS to a 60-40 mark in its 1st 100 games this season, just the 2nd manager in the last 60 years to win at least 60 of his 1st 100 decisions at the helm of the Red Sox, joining Kevin Kennedy (61-39 in 1995) (Elias).
- 👉 Is just 3rd Sox manager who had a previous pro career as a pitcher...Joins Cy Young, who served as player/manager for the 1st 6 games of the 1907 season, and Joe Kerrigan, who skippered the last 43 games of 2001.
- 👉 Acquired from the Blue Jays on 10/21/12 and agreed to a 3-year contract that will run through 2015...As compensation to TOR, to whom he was under contract through 2013, the Red Sox sent SS Mike Aviles and received in return RHP David Carpenter...Became the 7th manager in major league history acquired by a club while under contract to another.
- 👉 Under his guidance, TOR finished 81-81 (.500) in 2011 and 73-89 (.451) in 2012...Named as the 12th manager in the Blue Jays' history on 10/25/10.
- 👉 While at the helm, TOR stole 131 bases in 2011 and 123 in 2012, its highest marks in 10 years (since the club's 123 in 2002)...The 2-year total, 254, was the 4th most in the American League during that span.
- 👉 His 2011 Blue Jays club went 11-0 in extra-inning games at home...They became the 1st team to win at least 10 extra-inning games at home without a loss since 1901.
- 👉 Selected as a coach on the 2011 All-Star Team by American League skipper Ron Washington.
- 👉 Is 1 of 5 members from the 1988 Indians to go on to manage in the majors, along with Bud Black, Terry Francona, Charlie Manuel (hitting coach), and Ron Washington...Joins Black as the only former professional pitchers currently managing in the big leagues.
- 👉 During his tenure as Red Sox pitching coach from 2007-10, the staff held opponents to an AL-low .254 AVG, led the league in strikeouts (4,771), and posted the 3rd-best ERA in the AL at 4.11 (2,637 ER/5,778.1 IP)...The Sox reached the postseason in each of his 1st 3 seasons in BOS and won a World Series Championship in 2007.
- 👉 Under his tutelage, both Clay Buchholz and Jon Lester were named All-Stars in 2010.
- 👉 The Red Sox led the AL in strikeouts twice while he was guiding the staff, with 1,185 in 2008 and 1,207 in 2010...The club's 1,230 strikeouts in 2009 ranked 2nd among AL leaders and are the 3rd-highest single-season total in franchise history.

JOHN FARRELL, CONTINUED

- ✦ In his 1st year as BOS' pitching coach in 2007, Sox hurlers led the American League with a 3.87 ERA (618 ER/1,438.2 IP), 2nd in the majors only to the Padres 3.70 mark.
- ✦ Spent 5 years as Director of Player Development for the Indians from November 2001-November 2006... In that role, oversaw all elements of the club's player development system, including the organization's 6 minor league affiliates and the Latin American programs in Venezuela and the Dominican Republic...Also supervised the signing of all minor league free agents while assisting in major league player acquisitions.
- ✦ On his watch, CLE earned "Organization of the Year" honors in 2003 and 2004 from *USA Today's Sports Weekly* and was named by *Baseball America* as the top farm system in 2003.
- ✦ Served as assistant coach/pitching & recruiting coordinator at his alma mater, Oklahoma State University, for 5 seasons from 1997-2001...With the Cowboys, instilled new disciplines and methods into the program and mentored 14 pitchers that were drafted or signed as non-drafted free agents at the professional level, including 1999 National League Rookie of the Year Scott Williamson...Completed his bachelor's degree at OSU in 1996.

PLAYING CAREER

- ✦ Selected by CLE in the 2nd round of the 1984 June Draft...Right-hander pitched in 116 major league games (109 starts) over an 8-year career with the Indians (1987-90, 1995), Angels (1993-94), and Tigers (1996)... Went 36-46 with a 4.56 ERA (354 ER/698.2 IP).
- ✦ Tallied a 28-25 record with 12 complete games and a 3.86 ERA (209 ER/487.1 IP) in 72 games (70 starts) over his 1st 3 big league seasons from 1987-89...Won a career-high 14 games in 1988 and had a 3.63 ERA (84 ER/208.0 IP) in 1989, when he made a career-high 31 starts.
- ✦ Hampered by injuries the remainder of his playing career...Missed entire 1991 and 1992 seasons with right elbow problems.

PERSONAL

- ✦ Married to Sue...The couple has 3 sons, all of whom are involved in baseball: Jeremy is an infielder in the White Sox system, Shane is an amateur scouting assistant with the Cubs, and Luke is a pitcher in the Royals system after being drafted this past June...Also has a grandson, Kason.
- ✦ Played 4 seasons of baseball at Oklahoma State University (1981-84)...Compiled an 11-2 mark with 2 saves and a 3.01 ERA his senior season, earning All Big-Eight Conference honors.
- ✦ Pitched for the Cape Cod Baseball League's Hyannis club in 1982.
- ✦ Graduated from Shore Regional (NJ) High School in 1980...Lettered in baseball and basketball.

JOHN FARRELL'S CAREER MANAGERIAL RECORD

YEAR	CLUB	LEAGUE	W-L	PCT.	FINISH
2011	TORONTO	American	81-81	.500	4th, East
2012	TORONTO	American	73-89	.451	4th, East
2013	BOSTON	American	97-65	.599	1st, East
Major League Totals (3 seasons)			251-235	.516	

JOHN FARRELL'S MAJOR LEAGUE RECORD

YEAR	CLUB	W-L	ERA	G	GS	CG	SHO	SV	IP	H	R	ER	HR	HB	BB	SO	WP	BK
1987	CLEVELAND	5-1	3.39	10	9	1	0	0	69.0	68	29	26	7	5	22	28	1	1
1988	CLEVELAND	14-10	4.24	31	30	4	0	0	210.1	216	106	99	15	9	67	92	2	3
1989	CLEVELAND	9-14	3.63	31	31	7	2	0	208.0	196	97	84	14	7	71	132	4	0
1990	CLEVELAND	4-5	4.28	17	17	1	0	0	96.2	108	49	46	10	1	33	44	1	0
1993	CALIFORNIA	3-12	7.35	21	17	0	0	0	90.2	110	74	74	22	7	44	45	3	0
1994	CALIFORNIA	1-2	9.00	3	3	0	0	0	13.0	16	14	13	2	1	8	10	0	0
1995	CLEVELAND	0-0	3.86	1	0	0	0	0	4.2	7	4	2	0	0	0	4	0	0
1996	DETROIT	0-2	14.21	2	2	0	0	0	6.1	11	10	10	2	1	5	0	1	0
Major Lg. Totals		36-46	4.56	116	109	13	2	0	698.2	732	383	354	72	31	250	355	12	4

ALL-TIME MANAGER TRANSACTIONS REQUIRING COMPENSATION

DATE	MANAGER	FROM	TO	WITH	IN EXCHANGE FOR
10/21/2012	John Farrell	Blue Jays	Red Sox	RHP David Carpenter	SS Mike Aviles
9/29/2011	Ozzie Guillen	White Sox	Marlins	RHP Ricardo Andres	RHP Jhan Martinez & INF Ozzie Martinez
10/28/2002	Lou Piniella	Mariners	Devil Rays	INF Antonio Perez	OF Randy Winn
11/5/1976	Chuck Tanner	Athletics	Pirates	cash	C Manny Sanguillen
11/27/1967	Gil Hodges	Senators	Mets		RHP Bill Denehy and cash
8/3/1960	Joe Gordon	Indians	Tigers		Manager Jimmy Dykes
8/3/1960	Jimmy Dykes	Tigers	Indians		Manager Joe Gordon

COACHING STAFF



43 ARNIE BEYELER, FIRST BASE COACH

- ✎ 2013 marked his 1st season on a major league staff and 10th in BOS' system.
- ✎ Compiled an 802-756 (.515) record and reached the playoffs 6 times in 12 seasons as a minor league manager from 2000-05 and 2007-12.
- ✎ Served 9 seasons as a manager in the Red Sox organization, leading Short-A Lowell (2000-01), Single-A Augusta (2002), Double-A Portland (2007-10), and Triple-A Pawtucket (2011-12)...Guided those clubs to a combined 585-553 (.514) record and 4 playoff appearances...His 2012 Triple-A Pawtucket team won the Governors' Cup, marking the PawSox' 1st International League Championship in 28 years...Named the Eastern League's top managerial prospect by *Baseball America* in 2010.
- ✎ Between stints with the Red Sox organization, managed the Rangers' High-A California League affiliate in Stockton (2003-04) and Bakersfield (2005), leading Stockton to the CL playoffs in 2003 and 2004...In 2006, served as hitting coach for SD's Double-A Mobile affiliate.
- ✎ Spent 3 years coaching in the Yankees system as a batting and infield coach for Triple-A Columbus (1997) and Double-A Norwich (1998-99)...Served as the Florida area scout for the Tigers from 1992-96.
- ✎ A middle infielder, played 6 seasons of minor league baseball in the Tigers system from 1986-91, reaching as high as Triple-A Toledo in his final pro season.

COACHING STAFF



13 BRIAN BUTTERFIELD, THIRD BASE COACH

- ✎ Named BOS' third base coach on 10/30/12...Native of Orono, ME has 35 years of experience in professional baseball, including 17 seasons coaching at the major league level.
- ✎ Prior to joining the Sox, spent 11 years with the Blue Jays, serving as third base coach from 2010-12, working on John Farrell's staff in 2011-12...Was also TOR's third base coach for parts of 6 seasons from 2002-07 after being named to the post on 6/3/02...Was the Jays' bench coach for the 2008-09 campaigns.
- ✎ Served on major league staffs under Buck Showalter with the Yankees, holding the position of first base coach in 1994-95, and the Diamondbacks, where he was the third base and infield coach for 3 seasons from 1998-2000.
- ✎ Managed for parts of 6 minor league seasons in the Yankees system and compiled a 300-293 (.506) mark at Rookie Sarasota (1988), Short-A Oneonta (1989), Single-A Greensboro (1990), High-A Fort Lauderdale (1992), High-A Tampa (2001), and Triple-A Columbus (April-May, 2002)...Earned Gulf Coast League Manager of the Year honors in 1988 after guiding Sarasota to a league championship...Led his Tampa Yankees squad to a share of the Florida State League title in 2001.
- ✎ Spent 1996-97 with ARI working as a roving infield instructor, minor league manager, and scout of major league talent in preparation for the expansion draft...Served 4 seasons as a minor league coach in the NYY system with stops at Single-A Fort Lauderdale (1985), Triple-A Columbus (1986), Short-A Oneonta (1987), and Double-A Albany-Colonie (1993)...Began post-playing career as a roving infield instructor in the Yankees organization in 1984, a position he also later held in 1991.
- ✎ Signed by the Yankees as a free agent in 1979...Played 397 minor league games over 5 seasons in the New York (1979-82) and San Diego (1983) systems while appearing primarily at 2nd base.



28 GREG COLBRUNN, HITTING COACH

- ✦ Named Red Sox hitting coach on 11/28/12...2013 marked his 1st season on a major league staff and 1st in the Red Sox organization.
- ✦ Under his guidance, BOS led the majors in several offensive categories in 2013, including runs (853), runs per game (5.27), RBI (819), SLG (.446), OBP (.349), OPS (.795), total bases (2,521), extra-base hits (570), and doubles (363)...The Sox were also 2nd in MLB in AVG (.277) and hits (1,566), and 3rd in walks (581).
- ✦ Prior to joining the Red Sox, spent the past 6 years with the Yankees' Single-A Charleston affiliate, serving 5 seasons as the RiverDogs' hitting coach from 2007-09 and 2011-12, and as the club's manager for the 2010 campaign...Led Charleston to a 65-74 (.468) record in 2010.
- ✦ His RiverDogs batters led the South Atlantic League in triples (46) and walks (495), and placed 2nd in hits (1,228), and 3rd in AVG (.260) and OBP (.337) in 2009...Charleston finished 2nd in the league in AVG (.265), OBP (.334), hits (1,254), and runs (705) in 2008.
- ✦ Selected by MON in the 6th round of the June 1987 draft as a catcher...Played 13 years in the major leagues and hit .289 (801-for-2,769) with 98 home runs and 422 RBI over 992 career games with the Expos (1992-93), Marlins (1994-96), Twins (1997), Braves (1997-98), Rockies (1998), Diamondbacks (1999-2002, '04), and Mariners (2003)...Appeared primarily at 1st base...Owned .310 AVG and .476 SLG as a pinch-hitter, both the 2nd-best career marks among players with at least 250 plate appearances in the pinch since 1974.
- ✦ His teams reached postseason play 5 times, and he won a World Series with the Diamondbacks in 2001...Compiled a .344 AVG (11-for-32) in 21 career postseason games, including 6 with the D-backs during their 2001 title run.



58 DANA LeVANGIE, BULLPEN COACH

- ✦ Native of Brockton, MA, named the Red Sox' bullpen coach on 2/5/13...In addition to duties as bullpen coach, assists in advance scouting for the club.
- ✦ 2013 marked 1st season on the major league coaching staff...Has spent entire 23-year pro baseball career in the BOS system, including his playing career.
- ✦ Spent 7 seasons from 2006-12 as a major league advance scout for the Red Sox.
- ✦ Served as a pro scout for the Sox in 2005.
- ✦ Held the position of BOS' bullpen catcher for 8 years from 1997-2004.
- ✦ Selected by the Red Sox in the 14th round of the June 1991 draft...The former catcher played 6 seasons in the Red Sox minor league system...Reached the Triple-A level with Pawtucket in 1995.



17 TOREY LOVULLO, BENCH COACH

- ✦ Named BOS' bench coach on 10/26/12...In 2nd stint in the Red Sox organization, having served as manager of Triple-A Pawtucket affiliate in 2010.
- ✦ Was first base coach on John Farrell's staff in TOR for the 2011-12 seasons, his 1st years on a big league staff.
- ✦ Owns a 661-609 (.520) record in 9 seasons as a minor league manager in the Indians and Red Sox systems...Guided his clubs to 4 postseason appearances and 2 league championships.
- ✦ Managed from 2002-09 in the Cleveland system, where Farrell was Director of Player Development from 2002-06...Led Single-A Columbus (2002), High-A Kinston (2003-04), Double-A Akron (2005), Triple-A Buffalo (2006-08), and Triple-A Columbus (2009)...Took Columbus to the South Atlantic League final in his 2002 managerial debut...Named Carolina League Manager of the Year in 2004 after winning the Carolina League Championship...Followed up with an Eastern League Championship in 2005 at Akron, earning *Baseball America* Double-A Manager of the Year and Eastern League Manager of the Year honors that season.
- ✦ Joined the CLE organization in 2001 as a roving coordinator.
- ✦ Selected by the Tigers in the 5th round of the June 1987 draft...Played parts of 8 major league seasons with the Tigers (1988-89), Yankees (1991), Angels (1993), Mariners (1994), A's (1996), Indians (1998), and Phillies (1999)...Primarily a 2nd baseman, hit .224 (165-for-737) with 15 homers and 60 RBI in 303 big league games...Concluded career with a season in Japan for the Yakult Swallows in 2000.



47 JUAN NIEVES, PITCHING COACH

- ✦ In 1st season as BOS' pitching coach in 2013, Sox hurlers posted a 3.79 ERA, the 6th-best mark in the AL...It was the lowest ERA for a Red Sox staff since 2002 (3.75)...Sox pitchers recorded a club-record 1,294 strikeouts and 8.0 K's per 9.0 IP...BOS' starters finished 4th in the AL this season with a 3.84 ERA.
- ✦ Joined the Red Sox after 14 seasons in the White Sox organization, including spending his last 5 years from 2008-12 as the CWS' bullpen coach...Working with long-time pitching coach Don Cooper, helped tutor a White Sox pitching staff that posted the 6th-best ERA in the AL (4.08) from 2008-12 with the bullpen's 3.88 ERA ranking 5th in the AL in that time...CWS' pitching staff set club records in strikeouts each of his last 3 years (since passed in 2013)...The White Sox' bullpen set a record with 479 strikeouts in 2011.
- ✦ Served 9 years from 1999-2007 as a pitching coach in Chicago's minor league system with stops at Rookie-level Tucson (1999-2001), Double-A Birmingham (2002-04), and Triple-A Charlotte (2005-07).
- ✦ Was chosen as the World Team's pitching coach for the 2006 All-Star Futures Game in PIT...In 2002, was the pitching coach for the Southern League West Division All-Star Team...In 1998-99, was the general manager/manager for Caguas in the Puerto Rican Winter League.
- ✦ Began coaching career in the Yankees organization, holding the positions of pitching coach with Rookie-level Tampa (1992), Short-A Oneonta (1993), and Single-A Greensboro (1994, 1996), and pitching coordinator with Double-A Norwich (1995).
- ✦ Signed by MIL in 1983, left-hander pitched 3 major league seasons with the Brewers from 1986-88 and compiled a 32-25 record with 1 save, a 4.71 ERA and 352 strikeouts in 94 games (81 starts)...Became the 1st pitcher in Brewers history and 1st native of Puerto Rico to throw a no-hitter when he accomplished the feat at age 22 on 4/15/87 at BAL.



57 VICTOR RODRIGUEZ, ASST. HITTING COACH

- ✦ Named assistant hitting coach on 11/30/12...The 2013 season marked his 19th in the Red Sox organization and his 1st year on the major league staff.
- ✦ Along with hitting coach Greg Colbrunn, worked with Red Sox batters who led the majors in several offensive categories in 2013, including runs (853), runs per game (5.27), RBI (819), SLG (.446), OBP (.349), OPS (.795), total bases (2,521), extra-base hits (570), and doubles (363)...The Sox were also 2nd in MLB in AVG (.277) and hits (1,566), and 3rd in walks (581).
- ✦ Spent 6 seasons from 2007-12 as BOS' minor league hitting coordinator, a position he also held in 2002...For 3 seasons from 2004-06, was the club's Latin field coordinator...Was a minor league hitting instructor in 2003.
- ✦ Served 6 seasons as a hitting coach in the Red Sox system at High-A Sarasota (1996-98), Rookie-level Gulf Coast League Red Sox (1999, 2001), and Single-A Augusta (2000).
- ✦ Began his coaching career in the BOS organization in 1995 after playing in 31 games with Triple-A Pawtucket.
- ✦ Signed by BAL in 1977 at the age of 15...Played for parts of 19 pro seasons in the Orioles (1977-84), Padres (1985), Cardinals (1986-87), Twins (1988-91), Phillies (1992-93), Marlins (1994), and Red Sox (1995) organizations...An infielder, appeared in 17 major league games over stints with BAL (1984) and MIN (1989) and hit .429 (12-for-28).



FULL NAME: Andrew Scott Bailey

BATS: Right **THROWS:** Right **HEIGHT:** 6-3 **WEIGHT:** 240

AGE: 29

BORN: May 31, 1984 in Voorhees, NJ

RESIDES: Madison, CT

MAJOR LEAGUE SERVICE: 5 years

ACQUIRED: From Oakland with OF Ryan Sweeney in exchange for OF Josh Reddick, RHP Raul Alcantara, and 1B Miles Head on December 28, 2011

SIGNED BY: Jeff Bittiger (Athletics)

CONTRACT STATUS: Signed through 2013



2013 HIGHLIGHTS

- Appeared in only 30 games due to 2 separate stints on the DL and season-ending shoulder surgery in July... No runs allowed in 21 of his 30 appearances.
- Averaged 12.24 SO/9.0 IP (39 SO/28.2 IP)...Had at least 1 K in 24 of 30 games (80%), and 2 or more 14 times.
- Converted 5 saves in 6 chances and posted a 1.46 ERA (2 ER/12.1 IP) in 13 games in April.
- Began the season with 5 straight scoreless appearances (4.1 IP) and held opponents to a .071 AVG (1-for-14) in that span.
- Named Co-AL Player of the Week with Mike Napoli for 4/15-21...Was his 1st Player of the Week Award.
- Placed on the 15-day DL on 5/6 (retro to 4/29) with a right biceps strain...Made 1 rehab appearance with Triple-A Portland on 5/18...Reinstated on 5/20.
- His final 4 appearances of the season were scoreless (5.1 IP) from 7/4-12.
- Landed back on the 15-day DL on 7/19 (retro to 7/13) with a right shoulder strain...Underwent right shoulder capsular repair surgery on 7/24...The surgery was performed by Dr. David Altchek in New York, NY...Transferred to the 60-day DL on 8/19.

BAILEY

ANDREW BAILEY'S CAREER RECORD

YEAR	CLUB	W-L	ERA	G	GS	CG	SHO	SV	IP	H	R	ER	HR	HB	BB	SO	WP	BK
2006	Vancouver	2-5	2.02	13	10	0	0	0	58.0	39	20	13	2	3	20	53	2	0
2007	Kane County	1-4	3.35	11	10	1	0	0	51.0	42	25	19	6	3	22	74	2	0
	Stockton	3-4	3.82	11	11	0	0	0	66.0	56	31	28	8	9	31	72	0	0
	Sacramento	1-0	1.13	1	1	0	0	0	8.0	3	1	1	0	0	1	4	0	0
2008	Midland	5-9	4.32	37	15	0	0	0	110.1	99	63	53	13	6	56	110	6	0
2009	OAKLAND	6-3	1.84	68	0	0	0	26	83.1	49	17	17	5	0	24	91	6	0
2010	Sacramento	0-0	27.00	1	1	0	0	0	0.2	3	2	2	0	0	0	1	2	0
	OAKLAND	1-3	1.47	47	0	0	0	25	49.0	34	8	8	3	0	13	42	0	0
2011	Sacramento	0-0	0.00	4	0	0	0	0	4.0	3	0	0	0	2	1	3	0	0
	OAKLAND	0-4	3.24	42	0	0	0	24	41.2	34	18	15	3	0	12	41	0	0
2012	GCL Red Sox	0-0	0.00	2	2	0	0	0	2.0	2	0	0	0	1	1	4	0	0
	BOSTON	1-1	7.04	19	0	0	0	6	15.1	21	12	12	2	0	8	14	0	1
	Portland	0-0	9.00	1	0	0	0	0	1.0	3	1	1	0	0	0	2	0	0
	Pawtucket	0-0	0.00	3	0	0	0	0	3.1	1	0	0	0	0	0	4	0	0
2013	BOSTON	3-1	3.77	30	0	0	0	8	28.2	23	12	12	7	0	12	39	0	0
	Pawtucket	0-0	9.00	1	0	0	0	0	1.0	2	1	1	1	0	0	2	0	0
Major League Totals		11-12	2.64	206	0	0	0	89	218.0	161	67	64	20	0	69	227	6	1
Minor League Totals		12-22	3.48	85	50	1	0	0	305.1	253	144	118	30	24	132	329	12	0
Red Sox Totals		4-2	4.91	49	0	0	0	14	44.0	44	24	24	9	0	20	53	0	1

2005 Selected by the Milwaukee Brewers in the 16th round of the June draft (did not sign)

2006 Signed by the Oakland Athletics as a sixth-round selection in the June draft

2011 Acquired by the Boston Red Sox with OF Ryan Sweeney in exchange for OF Josh Reddick, RHP Raul Alcantara and 1B Miles Head on 12/28

ALL-STAR GAME RECORD

YEAR	CLUB	W-L	ERA	G	GS	CG	SHO	SV	IP	H	R	ER	HR	HB	BB	SO	WP	BK
2009	AL at STL								Selected--Did Not Pitch									
2010	AL at LAA	0-0	0.00	1	0	0	0	0	0.1	0	0	0	0	0	1	1	0	0
All-Star Game Totals		0-0	0.00	1	0	0	0	0	0.1	0	0	0	0	0	1	1	0	0

CAREER FIELDING RECORD

YEAR	CLUB	POS	PCT.	G	GS	PO	A	E	TC	DP
2009	OAKLAND	P	.941	68	0	7	9	1	17	0
2010	OAKLAND	P	1.000	47	0	4	5	0	9	0
2011	OAKLAND	P	1.000	42	0	1	4	0	5	0
2012	BOSTON	P	1.000	19	0	0	1	0	1	0
2013	BOSTON	P	1.000	30	0	1	0	0	1	1
Career Totals		P	.970	206	0	13	19	1	33	1

CAREER SINGLE-GAME HIGHS

INNINGS PITCHED	2.0, 15 times, last 8/31/11 for OAK at CLE
STRIKEOUTS	4, 2 times, last 5/23/09 for OAK vs. ARI
HITS ALLOWED	4, 9/20/12 at TB
RUNS ALLOWED	5, 9/20/12 at TB
WALKS ALLOWED	3, 6/10/13 at TB
HOME RUNS ALLOWED	1, 20 times, last 6/28/13 vs. TOR
EJECTIONS	None



FULL NAME: Pedro Beato

BATS: Right **THROWS:** Right **HEIGHT:** 6-6 **WEIGHT:** 230

AGE: 26

BORN: October 27, 1986 in Santo Domingo, DR

RESIDES: Howard Beach, NY

MAJOR LEAGUE SERVICE: 1 year, 134 days

ACQUIRED: From New York (NL) on August 16, 2012 to complete the August 14, 2012 trade for C Kelly Shoppach

SIGNED BY: Nick Presto (Orioles)

CONTRACT STATUS: Signed through 2013



2013 HIGHLIGHTS

- Non-roster invitee to BOS Spring Training spent the majority of the season with Triple-A Pawtucket.
- Went 1-1 with a 3.60 ERA (4 ER/10.0 IP) in 10 relief appearances over 4 stints with the Red Sox.
- Selected to the ML roster on 6/16 and threw 1.0 scoreless inning in his BOS season debut that day at BAL.
- Each of 1st 3 appearances for BOS were scoreless (3.0 IP)...Did not allow an ER in each of his 1st 5 games (4.2 IP) with the Sox.
- Earned 1st ML win of the season after throwing a scoreless 11th inning in the Red Sox' walk-off victory over NYY on 7/21.
- Threw 2.0 or more innings in 11 of his 34 games with Pawtucket and more than 1.0 inning 20 times.
- Held Triple-A opponents to a .188 AVG (9-for-48) with RISP and 0-for-8 with the bases loaded.
- Posted a 1.56 ERA (3 ER/17.1 IP) in 9 April appearances, including 8.1 scoreless innings over his 1st 4 games.
- Had a season-best 9.0-inning scoreless streak that spanned 7 games, 5/21-6/22.
- Made 2 appearances for the PawSox in the International League playoffs, yielding 1 run over 2.0 IP (4.50).

PEDRO BEATO'S CAREER RECORD

YEAR	CLUB	W-L	ERA	G	GS	CG	SHO	SV	IP	H	R	ER	HR	HB	BB	SO	WP	BK
2006	Aberdeen	3-2	3.63	14	10	0	0	0	57.0	47	31	23	6	0	23	52	3	1
2007	Delmarva	7-8	4.05	27	27	0	0	0	142.1	139	75	64	10	3	59	106	12	1
2008	Frederick	4-10	5.85	19	19	0	0	0	97.0	119	74	63	11	7	33	51	3	1
	GCL Orioles	0-0	2.53	2	2	0	0	0	10.2	10	3	3	1	1	1	3	1	0
2009	Frederick	5-7	4.53	20	20	1	0	0	105.1	125	60	53	12	9	40	70	6	1
	Bowie	1-3	4.50	6	5	0	0	0	32.0	33	16	16	6	0	7	18	1	0
2010	Bowie	4-0	2.11	43	0	0	0	16	59.2	49	14	14	4	3	19	50	4	0
2011	Buffalo	1-0	0.00	1	0	0	0	0	1.1	2	0	0	0	0	1	0	0	0
	NY METS	2-1	4.30	60	0	0	0	0	67.0	59	41	32	5	4	27	39	1	0
2012	St. Lucie	0-0	0.00	3	0	0	0	0	4.0	2	0	0	0	0	1	4	0	0
	NY METS	0-0	10.38	7	0	0	0	0	4.1	5	5	5	1	0	2	5	1	0
	Buffalo	4-4	4.14	24	1	0	0	0	37.0	32	21	17	7	2	11	27	1	2
	BOSTON	1-0	4.70	4	0	0	0	0	7.2	6	4	4	0	1	3	7	0	0
	Pawtucket	0-0	0.00	4	0	0	0	1	5.0	1	1	0	0	0	4	7	2	0
2013	BOSTON	1-1	3.60	10	0	0	0	0	10.0	12	5	4	1	1	2	5	0	0
	Pawtucket	5-3	2.98	34	0	0	0	5	51.1	46	22	17	7	4	24	45	1	0
Major League Totals		4-2	4.55	81	0	0	0	0	89.0	82	55	45	7	6	34	56	2	0
Minor League Totals		34-37	4.03	197	84	1	0	22	602.2	605	317	270	64	29	223	433	34	6
Red Sox Totals		2-1	4.08	14	0	0	0	0	17.2	18	9	8	1	2	5	12	0	0

2005 Selected by the New York Mets in the 17th round of the June draft (did not sign)

2006 Signed by the Baltimore Orioles as a supplemental-round selection (32nd overall) in the June draft

2010 Selected by the New York Mets in the major league phase of the Rule 5 Draft on 12/9

2012 Acquired by the Boston Red Sox on 8/16 to complete 8/14 trade for C Kelly Shoppach

CAREER FIELDING RECORD

YEAR	CLUB	POS	PCT.	G	GS	PO	A	E	TC	DP
2011	NY METS	P	1.000	60	0	3	14	0	17	2
2012	NY METS	P	1.000	7	0	0	1	0	1	0
	BOSTON	P	-	4	0	0	0	0	0	0
2013	BOSTON	P	1.000	10	0	0	1	0	1	0
Career Totals		P	1.000	81	0	3	16	0	19	2

CAREER SINGLE-GAME HIGHS

INNINGS PITCHED	3.0, 5/1/11 for NYM at PHI
STRIKEOUTS	3, 3 times, last 8/13/11 for NYM at ARI
HITS ALLOWED	4, 3 times, last 7/23/12 for NYM vs. WSH
RUNS ALLOWED	4, 2 times, last 7/23/12 for NYM vs. WSH
WALKS ALLOWED	3, 7/17/11 for NYM vs. PHI
HOME RUNS ALLOWED	1, 7 times, last 8/2/13 vs. ARI
EJECTIONS	None



FULL NAME: Quintin Lonell Berry

BATS: Left **THROWS:** Left **HEIGHT:** 6-0 **WEIGHT:** 175

AGE: 28

BORN: November 21, 1984 in San Diego, CA

RESIDES: San Diego, CA

MAJOR LEAGUE SERVICE: 164 days

ACQUIRED: From Kansas City in a minor league trade in exchange for RHP Clayton Mortensen on August 27, 2013

SIGNED BY: Darrell Conner (Phillies)

CONTRACT STATUS: Signed through 2013



2013 HIGHLIGHTS

- 🔥 Played in 13 games for BOS this season (1 start), including 8 pinch-running appearances...Went 5-for-8 (.625) with a homer, 4 RBI, and a walk in 9 PA with the Sox...Scored 5 runs and swiped 3 bases.
- 🔥 Has been successful in all 24 career stolen base attempts as a major leaguer, the 4th-longest streak to begin a career in the expansion era (beginning in 1961)...The last longer streak was Jacoby Ellsbury's 1st 25 stolen base attempts in 2007-08.
- 🔥 Acquired from KC in a minor league trade on 8/27 for RHP Clayton Mortensen.
- 🔥 Selected to BOS' active ML roster on 9/1 and made Red Sox debut that day vs. CWS as a defensive replacement in CF in the 9th inning.
- 🔥 Went 2-for-2 with 2 RBI in 2 PA on 9/4 vs. DET after entering as a pinch-runner in the 6th inning.
- 🔥 Scored tying run on Stephen Drew's 2-out single in the 9th inning of an eventual 10-inning, 9-8 win on 9/5 at NYY...Entered as a pinch-runner, stole 2nd, and moved to 3rd on an E2.
- 🔥 Made only ML start of the season in RF on the final day of the regular season, 9/29 at BAL...Knocked 1st homer of the season (3rd career) in the 2nd inning, a 2-run shot off Chris Tillman, and also had an infield single in the Sox' 7-6 loss.
- 🔥 Combined for 30 stolen bases in 34 attempts (88.2%) in 100 combined games at the Triple-A level between DET's Toledo, KC's Omaha, and BOS' Pawtucket...Had 3 multi-steal games, including 2 with Omaha and 1 with Pawtucket.
- 🔥 In the minor leagues primarily split time between CF (48 G) and LF (42 G)...Played all 47 defensive games for Toledo in CF...Played 40 games in LF for Omaha and also made 3 appearances in RF...Saw time in LF (2 G) and CF (1 G) for Pawtucket.
- 🔥 Combined to hit .191 (61-for-319) with 10 doubles, 1 triple, 3 homers, 31 RBI, 35 runs, and 50 walks between the 3 minor league clubs...Hit .292 (14-for-48) with 2 out and RISP.
- 🔥 Began the year in the Tigers system and played 49 games for Toledo...Was successful in 11 consecutive SB attempts, 4/14-5/24.
- 🔥 Claimed off waivers by KC on 6/4 and played 48 games at Omaha...Designated for assignment 6/23 and outrighted on 6/25.
- 🔥 Was successful in his last 7 stolen base attempts at Triple-A beginning 7/20 with Omaha.

MOST STOLEN BASES WITHOUT BEING CAUGHT TO BEGIN A ML CAREER IN THE EXPANSION ERA (since 1961)

SB	PLAYER	DATES
27	Tim Lincecum	9/15/79-5/2/81
26	Mitchell Page	4/10/77-8/13/77
25	Jacoby Ellsbury	7/2/07-05/17/08
24	Quintin Berry	5/25/12-Present

QUINTIN BERRY, CONTINUED

QUINTIN BERRY'S CAREER RECORD

YEAR	CLUB	AVG.	G	AB	R	H	2B	3B	HR	RBI	SH	SF	HB	BB	SO	SB	CS	E
2006	Batavia	.219	62	210	34	46	2	2	0	13	5	2	5	25	51	19	4	2
2007	Lakewood	.312	126	487	86	152	19	4	3	44	12	9	12	61	85	55	18	3
2008	Clearwater	.272	134	511	63	139	24	1	3	43	7	1	6	65	103	51	14	4
2009	Reading	.266	135	516	89	137	17	2	5	28	10	0	9	63	118	48	14	2
2010	Reading	.210	66	238	35	50	10	2	2	25	9	2	3	33	50	23	6	3
	San Antonio	.209	33	110	11	23	1	1	1	8	1	0	3	10	28	4	2	1
2011	Carolina	.297	93	320	64	95	16	1	6	41	2	1	3	52	83	40	7	3
	Louisville	.056	4	18	2	1	0	0	0	0	1	0	0	0	4	2	0	0
2012	Toledo	.270	39	159	18	43	8	0	0	11	2	1	3	22	46	19	3	2
	DETROIT	.258	94	291	44	75	10	6	2	29	6	1	7	25	80	21	0	2
2013	BOSTON	.625	13	8	5	5	0	0	1	4	0	0	0	1	2	3	0	0
	Toledo	.168	49	167	16	28	8	0	1	15	5	1	3	23	45	15	2	1
	Omaha	.222	48	144	18	32	2	1	2	16	0	1	1	26	34	13	2	3
	Pawtucket	.125	3	8	1	1	0	0	0	0	0	0	1	1	2	2	0	0
Major League Totals		.268	107	299	49	80	10	6	3	33	6	1	7	26	82	24	0	2
Minor League Totals		.259	792	2888	437	747	107	14	23	244	54	18	49	381	649	291	72	24
Red Sox Totals		.625	13	8	5	5	0	0	1	4	0	0	0	1	2	3	0	0

2003 Selected by the Atlanta Braves in the 25th round of the June draft (did not sign)
 2006 Signed by the Philadelphia Phillies as a fifth-round selection in the June draft
 2010 Claimed off waivers by the San Diego Padres on 7/14
 2010 Selected by the New York Mets in the minor league phase of the Rule 5 Draft on 12/9
 2011 Signed by the Cincinnati Reds as a minor league free agent on 4/21
 2011 Signed by the Detroit Tigers as a minor league free agent on 11/9
 2013 Claimed off waivers by the Kansas City Royals on 6/4
 2013 Acquired by the Boston Red Sox in a minor league trade in exchange for RHP Clayton Mortensen on 8/27

ADDITIONAL BATTING STATISTICS

YEAR	CLUB	OBP	SLG	OPS	TB	GDP
2012	DETROIT	.330	0.354	0.684	103	4
2013	BOSTON	.667	1.000	1.667	8	0
Major League Totals		.339	.371	.710	111	4

DIVISION SERIES RECORD

YEAR	CLUB	AVG.	G	AB	R	H	2B	3B	HR	RBI	SH	SF	HB	BB	SO	SB	CS	E
2012	DET vs. OAK	.300	4	10	1	3	1	0	0	0	1	0	0	1	3	1	0	0

LEAGUE CHAMPIONSHIP SERIES RECORD

YEAR	CLUB	AVG.	G	AB	R	H	2B	3B	HR	RBI	SH	SF	HB	BB	SO	SB	CS	E
2012	DET vs. NYY	.250	3	8	2	2	1	0	0	0	0	0	0	0	1	1	0	0

WORLD SERIES RECORD

YEAR	CLUB	AVG.	G	AB	R	H	2B	3B	HR	RBI	SH	SF	HB	BB	SO	SB	CS	E
2012	DET vs. SF	.000	4	8	0	0	0	0	0	0	0	0	0	1	2	0	0	0

CAREER FIELDING RECORD

YEAR	CLUB	POS	PCT.	G	GS	PO	A	E	TC	DP
2012	DETROIT	OF	0.988	87	70	167	2	2	171	0
2013	BOSTON	OF	1.000	9	1	4	0	0	4	0
Career Totals		OF	.989	96	71	171	2	2	175	0

CAREER SINGLE-GAME HIGHS

HITS 5, 6/17/12 for DET vs. COL
DOUBLES 1, 10 times, last 9/18/12 for DET vs. OAK
HOME RUNS 1, 3 times, last 9/29/13 at BAL
RBI 2, 9 times, last 9/29/13 at BAL
RUNS SCORED 2, 8 times, last 9/4/13 vs. DET
WALKS 2, 2 times, last 6/24/12 for DET at PIT
STRIKEOUTS 4, 5/30/12 for DET at BOS
STOLEN BASES 2, 3 times, last 7/16/12 for DET vs. LAA
HITTING STREAK 6, 5/23/12-5/28/12
EJECTIONS None

FULL NAME: Xander Jan Bogaerts

BATS: Right **THROWS:** Right **HEIGHT:** 6-3 **WEIGHT:** 185

AGE: 21

BORN: October 1, 1992 in Oranjestad, Aruba

RESIDES: San Nicolaas, Aruba

MAJOR LEAGUE SERVICE: 43 days

ACQUIRED: Signed as an international free agent on Aug. 23, 2009

SIGNED BY: Mike Lord (Red Sox)

CONTRACT STATUS: Signed through 2013



2013 HIGHLIGHTS

- 🔥 Selected to BOS' active roster on 8/19 for 1st career ML stint.
- 🔥 Appeared in 18 games for the Red Sox, including 12 starts, between SS (8 G/6 GS) and 3B (9 G/6 GS)...Hit safely in 7 tilts and the Sox were 7-0 in those contests.
- 🔥 With BOS, went 7-for-15 (.467) against left-handed pitchers and 4-for-29 (.138) against right-handers.
- 🔥 Made ML debut with a start at SS on 8/20 at SF (0-for-3)...At 20 years and 323 days old, was BOS' youngest position player to appear in a game since Dwight Evans in 1972 (debuted at 20 years, 318 days old on 9/16 that year)...Was the Sox' youngest SS since Luis Alvarado in 1969 (20 years old) and the club's youngest player to appear in a game overall since RHP Jeff Suppan in 1995 (20 years old).
- 🔥 Was 3rd-youngest player to appear in a major league game this season behind WSH's Bryce Harper and TEX's Jurickson Profar.
- 🔥 Became the 5th Aruban-born major leaguer and the 1st Aruban on the Red Sox.
- 🔥 Singled off Brandon League in the 9th inning on 8/24 at LAD for 1st ML hit.
- 🔥 On 8/30 vs. CWS, went 2-for-3 with a walk, RBI, and run...At 20 years and 334 days old, became the youngest Red Sox to drive in a run, score a run, and reach base at least 3 times in a game since Tony Conigliaro (10 times) and Tony Horton (3 times) did it in 1965.
- 🔥 Recorded 1st extra-base hits of ML career 9/7 at NYY, including 1st home run off Jim Miller in the 5th inning.
- 🔥 Named *USA Today Sports*' 2013 Minor League Player of the Year...Also tabbed the SS on *Baseball America*'s 2013 Minor League All-Star First Team.
- 🔥 At Double-A Portland and Triple-A Pawtucket, combined to hit .297 (132-for-444) with 23 doubles, 6 triples, 15 home runs, 67 RBI, 63 walks, and 7 stolen bases.
- 🔥 Began season with 56 games for Portland, batting .311 (68-for-259) with 12 doubles, 6 triples, 6 HR, and 35 RBI...Hit in 14 of his last 15 games at Double-A from 5/27-6/12 (.440 AVG, 22-for-50, 4 2B, 3B, 4 HR, 14 RBI).
- 🔥 Named the top Eastern League batting prospect of 2013 in *Baseball America*'s Best Tools Survey.
- 🔥 Played 60 games with the PawSox after a 6/13 promotion and hit .284 (32-for-225) with 11 doubles, 9 homers, and 32 RBI...With Pawtucket, made 49 appearances at SS and 10 at 3B.
- 🔥 At 20 years old, was the youngest player in the International League this season.
- 🔥 Made PawSox debut in a 6/14 doubleheader vs. Buffalo (TOR)...Scored walk-off run in the 7th inning of Game 1, and launched a 2-run homer in Game 2.
- 🔥 For 2nd straight year, participated in the XM All-Star Futures Game...Started at SS for Team World in the 7/14 exhibition at Citi Field in New York...Went 2-for-3 with a walk and a run scored.

XANDER BOGAERTS, CONTINUED

XANDER BOGAERTS' CAREER RECORD

YEAR	CLUB	AVG.	G	AB	R	H	2B	3B	HR	RBI	SH	SF	HB	BB	SO	SB	CS	E
2010	DSL Red Sox	.314	63	239	39	75	7	5	3	42	0	5	6	30	37	4	5	21
2011	DSL Red Sox	.200	1	5	0	1	0	0	0	1	0	0	0	0	2	0	0	0
	Greenville	.260	72	265	38	69	14	2	16	45	0	4	2	25	71	1	3	26
2012	Salem	.302	104	384	59	116	27	3	15	64	1	2	5	43	85	4	4	17
	Portland	.326	23	92	12	30	10	0	5	17	0	1	3	1	21	1	1	4
2013	BOSTON	.250	18	44	7	11	2	0	1	5	0	1	0	5	13	1	0	0
	Portland	.311	56	219	40	68	12	6	6	35	1	2	2	35	51	5	1	9
	Pawtucket	.284	60	225	32	64	11	0	9	32	1	0	2	28	44	2	2	11
Major League Totals		.250	18	44	7	11	2	0	1	5	0	1	0	5	13	1	0	0
Minor League Totals		.296	379	1429	220	423	81	16	54	236	3	14	20	162	311	17	16	88

2009 Signed by the Boston Red Sox as an international free agent on 8/23

ADDITIONAL BATTING STATISTICS

YEAR	CLUB	OBP	SLG	OPS	TB	GDP
2013	BOSTON	.320	.364	.684	16	1

CAREER FIELDING RECORD

YEAR	CLUB	POS	PCT.	G	GS	PO	A	E	TC	DP
2013	BOSTON	3B	1.000	9	6	9	9	0	18	1
	BOSTON	SS	1.000	8	6	6	20	0	26	1
Career Totals		3B	1.000	9	6	9	9	0	18	1
		SS	1.000	8	6	6	20	0	26	1

WORLD BASEBALL CLASSIC RECORD

YEAR	CLUB	AVG.	G	AB	R	H	2B	3B	HR	RBI	SH	SF	HB	BB	SO	SB	CS
2013	NED	.263	7	19	1	5	2	0	0	1	2	0	0	3	3	0	0

CAREER SINGLE-GAME HIGHS

HITS	2, 4 times, last 9/15/13 vs. NYY
DOUBLES	1, 2 times, last 9/15/13 vs. NYY
HOME RUNS	1, 9/7/13 at NYY
RBI	3, 9/7/13 at NYY
RUNS SCORED	2, 2 times, last 9/15/13 vs. NYY
WALKS	1, 5 times, last 9/29/13 at BAL
STRIKEOUTS	3, 9/29/13 at BAL
STOLEN BASES	1, 9/15/13 vs. NYY
HITTING STREAK	2, 2 times, last 8/31/13-9/1/13
EJECTIONS	None

FULL NAME: Jackie Bradley Jr.

BATS: Left **THROWS:** Right **HEIGHT:** 5-10 **WEIGHT:** 195

AGE: 23

BORN: April 19, 1990 in Richmond, VA

RESIDES: Richmond, VA

MAJOR LEAGUE SERVICE: 60 days

ACQUIRED: Selected in the supplemental round (40th overall) of the June 2011 draft

SIGNED BY: Quincy Boyd (Red Sox)

CONTRACT STATUS: Signed through 2013



2013 HIGHLIGHTS

- Had 4 stints with the Red Sox this season, his 1st career season in the majors.
- Reached in 19 of his 32 ML games with a PA, including 9 of 13 contests with a PA in his final stint with the club beginning 9/7.
- Appeared in 37 games overall (26 starts) with the Sox, including 14 in LF (10 GS), 19 in CF (16 GS), 2 in RF, and 2 as a PH...Each of last 16 ML starts beginning 5/31 came in CF, including 10 of the club's 19 games after final recall on 9/7.
- Broke Spring Training with the big league club...Since 1981, the only other Red Sox farmhand to make the Opening Day roster without Triple-A experience was Shea Hillenbrand in 2001...Other notable Red Sox to do it over the last 50 years include Bruce Hurst (1980), Bob Stanley (1977), and Billy Conigliaro (1964).
- Made ML debut with a start in LF on Opening Day, 4/1 at NYY...At 22 years old, was the youngest Red Sox OF to start on Opening Day since a 21-year-old Dwight Evans in 1973 (RF) and the club's youngest Opening Day LF since Carl Yastrzemski in 1961 (21) and 1962 (22), his 1st 2 ML seasons.
- Became the 1st Red Sox to debut on Opening Day against the Yankees since Tony Conigliaro in 1964...Also the 1st Red Sox to make his ML debut with an Opening Day start since Shea Hillenbrand in 2001.
- Went 0-for-2 with 3 walks, an RBI, and 2 runs scored in his debut...With a 2nd-inning walk off CC Sabathia, became the 1st Red Sox to reach base safely in his 1st ML PA while debuting on Opening Day since Joe Lahoud in 1968...Since RBI became an official stat in 1920, was the 1st player with at least 3 walks, a run, and an RBI in his ML debut...Was the 1st player with 3 walks in his ML debut since MIN's Danny Ardoin on 8/2/00 and the 1st Red Sox to do it since Lahoud on 4/10/68.
- Had 2 runs and 1 RBI in each of 1st 2 ML games, the 2nd player to do that over the last 25 years starting in 1989 (Eric Hinske, 2002) and the 2nd Red Sox since 1920 (Sam Horn, 1987).
- Optioned to Triple-A Pawtucket on 4/18 to make room for David Ortiz to come off the DL.
- Played in Sox' 1st 7 games after 5/29 recall and was optioned back to the PawSox on 6/8...Appeared in 4 games (1 start) during 3rd ML stint from 7/9-13.
- Snapped an 0-for-21 drought with a 9th-inning single on 5/30 at PHI.
- Went 3-for-5 with 2 doubles on 6/1 at NYY for his 1st ML multi-hit game.
- Hit 1st ML homer (off Justin Grimm) and set a career-high with 3 RBI on 6/4 vs. TEX.
- Scored the game-winning run in the top of the 10th inning on 7/11 at SEA...Pinch-ran for Ryan Lavarnway at 1B and scored from 2nd on Daniel Nava's 2-out single.
- Went 6-for-16 (.375) over his last 7 games of the season beginning 9/19.
- Hit a game-winning, 3-run home run in the 2nd inning on 9/22 vs. TOR.
- Played 80 games for Pawtucket, his 1st Triple-A experience, batting .275 (88-for-320) with 26 doubles, 3 triples, 10 homers, 35 RBI, 41 walks, 57 runs, and 7 stolen bases.
- Among International League hitters with at least 300 AB, ranked 6th with an .842 OPS.
- Paced Pawtucket with 26 doubles, 3 triples, and 39 extra-base hits...Also topped the club (min. 200 AB) with a .374 OBP.
- Did not commit an error in 68 Triple-A games in the outfield, including 58 appearances in CF, 7 in RF, and 4 in LF...His 165 chances were 2nd most among IL outfielders that did not commit an error.
- Named the best defensive OF in the International League in *Baseball America's* 2013 Best Tools Survey...Was Red Sox Minor League Defensive Player of the Month for June (18 games in OF).
- On the PawSox' 7-day DL from 5/4-17 (biceps tendonitis) and 7/31-8/8 (right elbow inflammation).

JACKIE BRADLEY JR., CONTINUED

🔥 Matched Pawtucket's season-high with a 15-game hit streak from 4/30-6/14 (G1)...Hit .439 (25-for-57) with 9 doubles, 1 triple, 2 homers, 11 runs, 8 RBI, and 8 walks during that stretch...Doubled in the last 6 games of that streak beginning 5/26...Had 6 straight multi-hit games from 5/20-27 (.480 AVG, 12-for-25).

🔥 Was 5-for-13 (.385) with 2 runs, an RBI, and a walk in 3 IL playoff games.

JACKIE BRADLEY JR.'S CAREER RECORD

YEAR	CLUB	AVG.	G	AB	R	H	2B	3B	HR	RBI	SH	SF	HB	BB	SO	SB	CS	E
2011	Lowell	.190	6	21	5	4	0	0	0	0	0	0	0	4	5	0	2	0
	Greenville	.333	4	15	2	5	1	0	1	3	0	0	0	0	3	0	0	0
2012	Salem	.359	67	234	53	84	26	2	3	34	0	8	10	52	40	16	6	4
	Portland	.271	61	229	37	62	16	2	6	29	0	3	4	35	49	8	3	3
2013	BOSTON	.189	37	95	18	18	5	0	3	10	0	0	2	10	31	2	0	1
	Pawtucket	.275	80	320	57	88	26	3	10	35	2	1	10	41	75	7	7	0
Major League Totals		.189	37	95	18	18	5	0	3	10	0	0	2	10	31	2	0	1
Minor League Totals		.297	218	819	154	243	69	7	20	101	2	12	24	132	172	31	18	7

2011 Signed by the Boston Red Sox as a supplemental-round selection (club's 4th pick, 40th overall) in the June draft

ADDITIONAL BATTING STATISTICS

YEAR	CLUB	OBP	SLG	OPS	TB	GDP
2013	BOSTON	.280	.337	.617	32	1

CAREER FIELDING RECORD

YEAR	CLUB	POS	PCT.	G	GS	PO	A	E	TC	DP
2013	BOSTON	OF	.983	34	26	57	1	1	59	0

CAREER SINGLE-GAME HIGHS

HITS	3, 6/1/13 at NYY
DOUBLES	2, 6/1/13 at NYY
HOME RUNS	1, 3 times, last 9/22/13 vs. TOR
RBI	3, 2 times, last 9/22/13 vs. TOR
RUNS SCORED	2, 4 times, last 9/7/13 at NYY
WALKS	3, 4/1/13 at NYY
STRIKEOUTS	2, 8 times, last 9/22/13 vs. TOR
STOLEN BASES	1, 2 times, last 9/24/13 at COL
HITTING STREAK	4, 9/19/13-9/24/13
EJECTIONS	None

FULL NAME: Craig Andrew Breslow
BATS: Left **THROWS:** Left **HEIGHT:** 6-1 **WEIGHT:** 181
AGE: 33
BORN: August 8, 1980 in New Haven, CT
RESIDES: Naples, FL
MAJOR LEAGUE SERVICE: 6 years, 88 days
ACQUIRED: From Arizona in exchange for RHP Matt Albers
 and OF Scott Podsednik
SIGNED BY: Tom Tanous (Red Sox)
CONTRACT STATUS: Signed through 2014 (club option for 2015)



2013 HIGHLIGHTS

- Posted a career-best 1.81 ERA (12 ER/59.2 IP) in 61 games for the Red Sox...Ranked 6th among all AL relievers in ERA (11th in MLB), and 3rd among lefties in the AL (5th in MLB).
- Began the season on the 15-day disabled list with left shoulder tendinitis...Made 5 rehab appearances between both Double-A Portland and Triple-A Pawtucket.
- Reinstated from the DL on 5/6 and made his season debut that night vs. MIN (1.0 IP, SO).
- Made 61 appearances after his activation on 5/6 which were 6th most among AL pitchers (T-8th in MLB) beginning on that date.
- No runs allowed in 52 of his 61 appearances...Had 23 perfect appearances, 2nd most on the staff.
- His 5 wins tied for the lead among Sox relievers and were his most since a single-season career-high 8 in 2009 with OAK and MIN.
- Was 3-1 with a 0.56 ERA (2 ER/32.1 IP) in 29 appearances on the road and 28 of those appearances were scoreless...Was 2-1 with a 3.29 ERA (10 ER/27.1 IP) in 32 games at Fenway Park.
- Threw more than 1.0 inning 14 times (4-1, 1.14 ERA, 3 ER/23.2 IP)...Pitched 2.0 or more innings 5 times.
- Earned his 1st win of the season in the Sox' 6-5 walk-off victory over CLE on 5/26...BOS trailed 5-2 entering the bottom of the 9th inning.
- Posted a career-best 16-game scoreless streak (13.2 IP), 7/22-8/31...Held opponents to a .140 AVG (6-for-43) over that span...All 12 of his appearances in the month of August were scoreless (8.2 IP).
- Went 2-0 with a 0.35 ERA (1 ER/25.2 IP), 12 H, 9 BB, 14 SO, .146 opp. AVG (12-for-82), and a 0.82 WHIP over his final 28 appearances of the season beginning 7/22.
- Each of his final 11 appearances of the season were scoreless (11.0 IP) and held opponents to a .143 AVG (5-for-35)...Lowered his ERA from 2.22 on 9/1 to 1.81 at the season's end.

CRAIG BRESLOW'S CAREER RECORD

YEAR	CLUB	W-L	ERA	G	GS	CG	SHO	SV	IP	H	R	ER	HR	HB	BB	SO	WP	BK
2002	Ogden	6-2	1.82	23	0	0	0	2	54.1	42	15	11	2	1	24	56	7	0
2003	Beloit	3-4	5.12	33	0	0	0	2	65.0	64	43	37	4	1	27	80	1	0
2004	High Desert	1-3	7.19	23	0	0	0	0	41.1	54	39	33	5	2	24	41	4	0
2005	Mobile	2-1	2.75	40	0	0	0	0	52.1	38	16	16	3	1	17	47	2	0
	SAN DIEGO	0-0	2.20	14	0	0	0	0	16.1	15	6	4	1	1	13	14	1	0
	Portland	0-1	4.00	7	0	0	0	0	9.0	11	4	4	1	0	1	9	0	0
2006	Pawtucket	7-1	2.69	39	0	0	0	7	67.0	49	21	20	3	4	24	77	6	1
	BOSTON	0-2	3.75	13	0	0	0	0	12.0	12	5	5	0	1	6	12	2	1
2007	Pawtucket	2-3	4.06	49	1	0	0	1	68.2	70	38	31	6	2	25	73	8	0
2008	CLEVELAND	0-0	3.24	7	0	0	0	0	8.1	10	3	3	1	0	5	7	0	0
	MINNESOTA	0-2	1.63	42	0	0	0	1	38.2	24	9	7	0	0	14	32	4	1
2009	MINNESOTA	1-2	6.28	17	0	0	0	0	14.1	11	11	10	3	1	11	11	3	0
	OAKLAND	7-5	2.60	60	0	0	0	0	55.1	37	20	16	5	2	18	44	0	1
2010	OAKLAND	4-4	3.01	75	0	0	0	5	74.2	53	26	25	9	0	29	71	0	1
2011	OAKLAND	0-2	3.79	67	0	0	0	0	59.1	69	29	25	4	2	21	44	3	0
2012	ARIZONA	2-0	2.70	40	0	0	0	0	43.1	38	15	13	5	1	13	42	1	0
	BOSTON	1-0	2.70	23	0	0	0	0	20.0	14	7	6	0	1	9	19	1	0
2013	BOSTON	5-2	1.81	61	0	0	0	0	59.2	49	16	12	3	2	18	33	2	0
	Portland	0-0	-	1	1	0	0	0	0.0	3	3	3	0	0	1	0	0	0
	Pawtucket	0-0	2.45	4	0	0	0	0	3.2	4	1	1	0	0	3	4	0	0
Major League Totals		20-19	2.82	419	0	0	0	6	402.0	332	147	126	31	11	157	329	17	4
Minor League Totals		21-15	3.89	219	2	0	0	12	361.1	335	180	156	24	11	146	387	28	1
Red Sox Totals		6-4	2.26	97	0	0	0	0	91.2	75	28	23	3	4	33	64	5	1

CRAIG BRESLOW, CONTINUED

2002	Signed by the Milwaukee Brewers as a 26th-round selection in the June draft
2005	Signed by the San Diego Padres as a minor league free agent on 3/6
2006	Signed by the Boston Red Sox as a minor league free agent on 1/4
2008	Claimed off waivers by the Cleveland Indians on 3/23
2008	Claimed off waivers by the Minnesota Twins on 5/29
2009	Claimed off waivers by the Oakland Athletics on 5/20
2011	Acquired by the Arizona Diamondbacks along with RHP Trevor Cahill and cash in exchange for RHP Jarrod Parker, RHP Ryan Cook, and OF Collin Cowgill on 12/9
2012	Acquired by the Boston Red Sox in exchange for RHP Matt Albers and OF Scott Podsednik on 7/31

CAREER FIELDING RECORD

YEAR	CLUB	POS	PCT.	G	GS	PO	A	E	TC	DP
2005	SAN DIEGO	P	.000	14	0	0	0	1	1	0
2006	BOSTON	P	1.000	13	0	0	1	0	1	0
2008	CLEVELAND	P	-	7	0	0	0	0	0	0
	MINNESOTA	P	1.000	42	0	1	11	0	12	0
2009	MINNESOTA	P	1.000	17	0	0	3	0	3	0
	OAKLAND	P	1.000	60	0	5	4	0	9	0
2010	OAKLAND	P	.800	75	0	2	2	1	5	0
2011	OAKLAND	P	.900	67	0	0	9	1	10	0
2012	ARIZONA	P	1.000	40	0	0	5	0	5	0
	BOSTON	P	1.000	23	0	1	1	0	2	0
2013	BOSTON	P	1.000	61	0	5	9	0	14	2
Career Totals		P	.952	419	0	14	45	3	62	2

CAREER BATTING TOTALS

	AVG.	G	AB	R	H	2B	3B	HR	RBI	SH	SF	HB	BB	SO	SB	CS	E
Major League Totals	.000	419	4	0	0	0	0	0	0	0	0	0	0	2	0	0	3

CAREER SINGLE-GAME HIGHS

INNINGS PITCHED	3.2, 9/20/05 for SD at COL
STRIKEOUTS	4, 6/4/10 for OAK vs. MIN
HITS ALLOWED	4, 3 times, last 7/6/13 at LAA
RUNS ALLOWED	5, 8/31/12 at OAK
WALKS ALLOWED	3, 2 times, last 9/29/10 for OAK at LAA
HOME RUNS ALLOWED	1, 31 times, last 9/1/13 vs. CWS
EJECTIONS	None

FULL NAME: John Drake Britton

BATS: Left **THROWS:** Left **HEIGHT:** 6-2 **WEIGHT:** 215

AGE: 24

BORN: May 22, 1989 in Waco, TX

RESIDES: Magnolia, TX

MAJOR LEAGUE SERVICE: 79 days

ACQUIRED: Selected in the 23rd round of the June 2007 draft

SIGNED BY: Jim Robinson (Red Sox)

CONTRACT STATUS: Signed through 2013



2013 HIGHLIGHTS

- Spent the 1st half of the season in the minors between Double-A Portland and Triple-A Pawtucket, and the 2nd half with the Sox in his 1st major league action.
- Was recalled by BOS on 7/14...Worked out of the bullpen and made his ML debut on 7/20 vs. NYY (1.0 IP).
- Did not allow a run in each of his 1st 7 appearances (9.0 IP) for BOS from 7/20-8/4...Marked the most scoreless outings ever by a Red Sox to begin an ML career (Elias).
- Overall did not allow runs in 13 of his 18 appearances for the Sox.
- Threw at least 2.0 innings on 4 occasions...Allowed a run in only 1 of those 4 games.
- Earned his 1st ML win in the Red Sox 15-inning, 5-4 victory on 7/31 vs. SEA.
- Pinch-ran in the 9th on 8/7 at HOU and scored on Stephen Drew's game-winning 3-run homer.
- Was an Eastern League All-Star with Portland...Made 16 starts for the Sea Dogs (1 relief appearance)...Allowed 3 ER or fewer in 12 of his starts...Had 4 scoreless outings, 3 of which were 7.0 or more innings.
- Allowed only 1 hit over 8.0 scoreless IP on 6/5 at Erie...Earned the win, walked 1, and struck out season-high 8 in Portland's 6-0 shutout...Threw a shutout in his very next start against Erie on 6/11 (7.0 IP, 6 H, BB, 3 SO).
- Held Double-A left-handed batters to a .187 AVG (20-for-107).
- Posted a 4-2 record with a 2.32 ERA (13 ER/50.1 IP) over his final 8 starts for the Sea Dogs.
- Was promoted to Pawtucket on 7/5...Only broke Triple-A outing was a 7/9 start at Lehigh Valley (L, 5.1 IP, 5 ER).

DRAKE BRITTON'S CAREER RECORD

YEAR	CLUB	W-L	ERA	G	GS	CG	SHO	SV	IP	H	R	ER	HR	HB	BB	SO	WP	BK
2008	Lowell	1-2	4.28	8	7	0	0	0	33.2	30	18	16	3	0	16	26	1	0
2009	GCL Red Sox	0-0	0.00	4	4	0	0	0	7.0	2	0	0	0	0	4	11	0	0
	Lowell	0-0	1.93	3	3	0	0	0	4.2	4	1	1	0	1	3	8	0	0
2010	Greenville	2-3	2.97	21	21	0	0	0	75.2	69	32	25	5	2	23	78	7	0
2011	Salem	1-13	6.91	26	26	0	0	0	97.2	111	81	75	12	6	55	89	16	0
2012	Salem	3-5	5.80	10	8	0	0	0	45.0	42	35	29	5	4	19	42	2	0
	Portland	4-7	3.72	16	16	0	0	0	84.2	86	41	35	3	1	38	76	2	0
2013	BOSTON	1-1	3.86	18	0	0	0	0	21.0	21	9	9	1	0	7	17	0	0
	Portland	7-6	3.51	17	16	1	1	0	97.1	94	52	38	5	2	36	80	6	0
	Pawtucket	0-1	8.44	1	1	0	0	0	5.1	10	5	5	0	0	1	5	0	0
Major League Totals		1-1	3.86	18	0	0	0	0	21.0	21	9	9	1	0	7	17	0	0
Minor League Totals		18-37	4.47	106	102	1	1	0	451.0	448	265	224	33	16	195	415	34	0

2007 Signed by the Boston Red Sox as a 23rd-round selection in the June draft

CAREER FIELDING RECORD

YEAR	CLUB	POS	PCT.	G	GS	PO	A	E	TC	DP
2013	BOSTON	P	1.000	18	0	0	3	0	3	1

CAREER SINGLE-GAME HIGHS

INNINGS PITCHED	2.1, 8/6/13 at HOU
STRIKEOUTS	3, 2 times, last 8/16/13 vs. NYY
HITS ALLOWED	5, 8/16/13 vs. NYY
RUNS ALLOWED	3, 8/16/13 vs. NYY
WALKS ALLOWED	2, 8/11/13 at KC
HOME RUNS ALLOWED	1, 8/6/13 at HOU
EJECTIONS	None

FULL NAME: Clay Daniel Buchholz**BATS:** Left **THROWS:** Right **HEIGHT:** 6-3 **WEIGHT:** 190**AGE:** 29**BORN:** August 14, 1984 in Nederland, TX**RESIDES:** Scottsdale, AZ**MAJOR LEAGUE SERVICE:** 5 years, 59 days**ACQUIRED:** Selected in the supplemental round (42nd overall) of the June 2005 draft**SIGNED BY:** Jim Robinson (Red Sox)**CONTRACT STATUS:** Signed through 2015 (club options for 2016 and 2017)

2013 HIGHLIGHTS

- 🔴 Among major league pitchers with 100.0 or more innings, led with a 1.74 ERA (21 ER/108.1 IP) in his 2nd All-Star campaign, but was limited to 16 starts due to a neck strain.
- 🔴 His 1.744 ERA was the 2nd-lowest ERA for a Red Sox pitcher with a minimum of 100.0 innings in the live ball era (since 1920), trailing only Pedro Martinez's 1.742 ERA (42 ER/217.0 IP) in 2000 which was the last AL pitcher with a mark that low (min. 100.0 IP).
- 🔴 It was his 2nd season with an ERA below 2.50, also 2.33 (45 ER/173.2 IP) in 2010...Is 1 of 3 ML pitchers since 2010, and the only American Leaguer, to have 2 seasons of at least 100.0 innings with a sub-2.50 ERA, joining, PHI's Roy Halladay (2.44 in 2010, 2.35 in 2011) and LAD's Clayton Kershaw (2.28 in 2011, 1.83 in 2013).
- 🔴 Among American Leaguers with at least 100.0 innings, led in opponent SLG (.277) and opponent OPS (.546)...Placed 3rd in opponent AVG (.199), opponent OBP (.270) and WHIP (1.02).
- 🔴 Finished the season with a 12-1 record...His .917 winning percentage led all major leaguers with at least 10 decisions.
- 🔴 Allowed 4 home runs over 108.1 innings (0.33 HR/9.0 IP), the lowest rate by an American Leaguer with at least 100.0 innings since Roy Halladay in 2001 (0.26 with TOR).
- 🔴 Surrendered 1 homer to a right-handed batter (Adam Jones on 9/27)...Faced 184 right-handed batters, the most righties faced in a season by a Red Sox with 1 HR or none allowed since Pedro Martinez in 2003 (0 HR, 300 BFP).
- 🔴 Finished the season with a 1.99 ERA (13 ER/57.1 IP) in 9 starts at Fenway, the best rate among American Leaguers with at least 50.0 IP at home, and the lowest mark for a Red Sox at Fenway since Pedro Martinez in 2000 (1.84 ERA, 20 ER/98.0 IP).
- 🔴 Allowed 7 earned runs in 45.0 innings (1.40 ERA) on the road, the 2nd-lowest ERA among MLB hurlers with at least 45.0 innings.
- 🔴 Named AL Pitcher of the Month for April, his 2nd career monthly award (Aug. 2010)...Led the AL with a 1.19 ERA (5 ER/37.2 IP) and T-1st with 5 wins in 5 GS...Was the 4th Red Sox to win 5 games in an April, 1st since Josh Beckett in 2007 (5-0).
- 🔴 Had an 11-game win streak to begin the season, the 2nd longest in MLB this season behind only Max Scherzer's 13-gamer from 4/6-7/3...It was tied for the 2nd-longest win streak to begin a season by a Red Sox since at least 1916 (also Roger Moret in 1973), trailing only Roger Clemens' 14-gamer in 1986.
- 🔴 Was the 2nd Red Sox all-time to have at least 11 wins and no losses in his 1st 14 starts of a season, joining Clemens (13-0 in 1986)...Was the 1st Sox since Clemens (14-0 in 1986) to start a season 11-0.
- 🔴 Had a 22.0-inning scoreless streak from the 5th inning of his 4/3 season debut until the 5th inning on 4/20 vs. KC...It was the longest single-season stretch by a Red Sox starter since his career-long 26.0-inning scoreless streak from 8/11-28/10.
- 🔴 Went at least 7.0 IP in his 1st 10 starts, his 2nd-longest such streak after a 12-gamer from 5/27-8/16/12.
- 🔴 Did not allow a home run for a career-long 7 games from his season debut on 4/3 until 5/11 (previous 6, 2 times, last 5/29-6/26/10)...Was the 1st Sox starter to surrender no more than 1 HR while tossing at least 6.0 innings in each of his 1st 8 starts of a season since Pedro Martinez in 2001.
- 🔴 Had a 1.01 ERA (5 ER/44.2 IP) through his 1st 6 starts, the lowest by a Sox since Roger Clemens' 0.73 ERA in 1991 (Source: Elias)...Tossed a quality start in each...Was the 2nd ML pitcher since 1987 to begin a season with 6 straight starts of 7.0+ IP and 2 runs or fewer (also Clemens' 1st 7 GS in 1991).
- 🔴 Threw at least 100 pitches in 9 straight outings from 4/8-5/22, the longest stretch of his career.

CLAY BUCHHOLZ, CONTINUED

- Had a rain-shortened 5.0-inning complete-game shutout on 6/2 at NYY...It was his 4th career shutout (last 6/7/12 vs. BAL) and his 6th career complete game (last 8/10/12 at CLE)...It was the Sox' shortest SHO since Devern Hansack on 10/1/06 vs. BAL (5.0 IP).
- Placed on the 15-day DL on 6/18 (retro to 6/9)...Transferred to the 60-day DL on 8/19...Activated from the DL on 9/10...Missed 82 games while on the DL with the Red Sox going 50-32 in that time.
- In 3 rehab starts, including 2 with Triple-A Pawtucket and 1 with Short-A Lowell, combined to allow 4 ER (6 R) in 7.2 innings (4.70 ERA)...Pitched on 9/5 for the PawSox in Game 2 of the IL Governors' Cup Semifinals at Rochester (MIN), allowing 2 runs in 3.2 innings with 5 strikeouts.
- Participated in All-Star Game festivities but did not play in the 7/16 exhibition due to injury.
- Went 3-0 with a 0.50 ERA (1 ER/18.0 IP) in 3 starts against the Yankees in 2013...Since 1921, Roger Moret in 1973 (3-0, 0.29 ERA, 1 ER/31.1 IP) is the only other Red Sox pitcher to have at least 3 wins and an ERA as low against New York.

CLAY BUCHHOLZ'S CAREER RECORD

YEAR	CLUB	W-L	ERA	G	GS	CG	SHO	SV	IP	H	R	ER	HR	HB	BB	SO	WP	BK
2005	Lowell	0-1	2.61	15	15	0	0	0	41.1	34	15	12	2	1	9	45	0	1
2006	Wilmington	2-0	1.13	3	3	0	0	0	16.0	10	4	2	0	0	4	23	1	0
	Greenville	9-4	2.62	21	21	0	0	0	103.0	78	34	30	10	5	29	117	8	1
2007	Pawtucket	1-3	3.96	8	8	0	0	0	38.2	32	21	17	5	1	13	55	1	3
	Portland	7-2	1.77	16	15	1	0	0	86.2	55	18	17	4	2	22	116	1	1
	BOSTON	3-1	1.59	4	3	1	1	0	22.2	14	6	4	0	1	10	22	0	0
2008	Pawtucket	4-2	2.47	9	9	0	0	0	43.2	36	13	12	3	2	17	43	3	0
	Portland	1-0	1.80	2	2	0	0	0	15.0	7	4	3	0	0	1	18	0	0
	BOSTON	2-9	6.75	16	15	1	0	0	76.0	93	63	57	11	2	41	72	2	1
2009	Pawtucket	7-2	2.36	17	16	1	1	0	99.0	67	30	26	7	0	30	89	4	1
	BOSTON	7-4	4.21	16	16	0	0	0	92.0	91	44	43	13	2	36	68	1	0
2010	Pawtucket	0-0	4.91	1	1	0	0	0	3.2	4	2	2	1	1	1	2	0	1
	BOSTON	17-7	2.33	28	28	1	1	0	173.2	142	55	45	9	5	67	120	7	1
2011	BOSTON	6-3	3.48	14	14	0	0	0	82.2	76	34	32	10	2	31	60	3	0
2012	Pawtucket	0-0	0.00	1	1	0	0	0	2.1	1	0	0	0	0	2	3	0	0
	BOSTON	11-8	4.56	29	29	2	1	0	189.1	187	104	96	25	12	64	129	2	2
2013	BOSTON	12-1	1.74	16	16	1	1	0	108.1	75	23	21	4	1	36	96	1	0
	Lowell	0-0	13.50	1	1	0	0	0	0.2	1	3	1	0	0	3	1	0	0
	Pawtucket	0-0	2.70	1	1	0	0	0	3.1	7	1	1	0	0	0	2	0	0
Major League Totals		58-33	3.60	123	121	6	4	0	744.2	678	329	298	72	25	285	567	16	4
Minor League Totals		31-14	2.44	95	93	2	1	0	453.1	332	145	123	32	12	131	514	18	8

2005 Signed by the Boston Red Sox as a supplemental-round selection (club's 3rd pick, 42nd overall) in the June draft

DIVISION SERIES RECORD

YEAR	CLUB	W-L	ERA	G	GS	CG	SHO	SV	IP	H	R	ER	HR	HB	BB	SO	WP	BK
2009	BOS vs. LAA	0-0	3.60	1	1	0	0	0	5.0	6	2	2	1	1	1	3	0	1

ALL-STAR GAME RECORD

YEAR	CLUB	W-L	ERA	G	GS	CG	SHO	SV	IP	H	R	ER	HR	HB	BB	SO	WP	BK
2010	AL at LAA																	
2013	AL at NYM																	

CAREER FIELDING RECORD

YEAR	CLUB	POS	PCT.	G	GS	PO	A	E	TC	DP
2007	BOSTON	P	.800	4	3	1	3	1	5	0
2008	BOSTON	P	1.000	16	15	3	6	0	9	0
2009	BOSTON	P	.941	16	16	8	8	1	17	0
2010	BOSTON	P	.957	28	28	21	24	2	47	1
2011	BOSTON	P	.967	14	14	15	14	1	30	0
2012	BOSTON	P	.935	29	29	29	14	3	46	2
2013	BOSTON	P	.938	16	16	17	13	2	32	1
Career Totals		P	.946	123	121	94	82	10	186	4

CAREER BATTING TOTALS

	AVG.	G	AB	R	H	2B	3B	HR	RBI	SH	SF	HB	BB	SO	SB	CS	E
Major League Totals	.333	124	3	0	1	0	0	0	0	1	0	0	0	1	0	0	10

BUCHHOLZ

CLAY BUCHHOLZ'S 2013 STARTS WITH BOSTON

DATE	SCORE	OPP	DEC	SCORE WHEN LEFT	IP	H	R	ER	BB	K	HR	PIT/STRIKES
4/3	W7-4	at NYY	W	7-1	7.0	6	1	1	2	4	1	94/62
4/8	W3-1	BAL	W	3-0	7.0	3	0	0	4	8	0	113/65
4/14	W5-0	TB	W	5-0	8.0	2	0	0	4	11	0	109/69
4/20	W4-3	KC	W	4-2	8.0	8	2	2	1	6	0	104/70
4/25	W7-2	HOU	W	7-2	7.2	6	2	2	2	10	0	109/65
5/1	W10-1	at TOR	W	8-0	7.0	2	0	0	3	8	0	101/66
5/6	W6-5 (11)	MIN	---	3-4	6.0	7	4	4	2	9	0	116/78
5/11	L2-3	TOR	---	2-2	8.0	6	2	2	3	4	0	101/68
5/17	W3-2 (10)	at MIN	---	2-2	7.0	4	2	2	3	9	1	110/72
5/22	W6-2	at CWS	W	4-1	7.0	5	1	1	3	4	0	113/71
6/2	W3-0 (5)	at NYY	W	3-0	5.0	2	0	0	1	4	0	71/43
6/8 (2)	W7-2	LAA	W	7-2	6.2	6	2	2	1	4	0	104/77
9/10	W2-0	at TB	W	2-0	5.0	3	0	0	1	6	0	74/44
9/15	W9-2	NYN	W	7-1	6.0	2	1	0	4	3	0	91/53
9/21	L2-4	TOR	L	1-3	6.0	6	3	2	2	2	0	106/64
9/27	W12-3	at BAL	W	11-3	7.0	7	3	3	0	4	2	113/77

CAREER SINGLE-GAME HIGHS

INNINGS PITCHED	9.0, 4 times, last 8/10/12 at CLE
LOW-HIT COMPLETE GAME	0, 9/1/07 vs. BAL
STRIKEOUTS	11, 4/14/13 vs. TB
HITS ALLOWED	12, 2 times, last 8/22/12 vs. LAA
RUNS ALLOWED	8, 2 times, last 10/1/12 at NYY
WALKS ALLOWED	5, 8 times, last 9/15/12 at TOR
HOME RUNS ALLOWED	5, 2 times, last 4/20/12 vs. NYY
WINNING STREAK	11, 4/3/13-9/15/13
EJECTIONS	None



FULL NAME: Christopher Michael Carp
BATS: Left **THROWS:** Right **HEIGHT:** 6-2 **WEIGHT:** 208
AGE: 27
BORN: June 30, 1986 in Long Beach, CA
RESIDES: Lakewood, CA
MAJOR LEAGUE SERVICE: 3 years, 10 days
ACQUIRED: From Seattle in exchange for a player to be named later or cash considerations on February 20, 2013
SIGNED BY: Steve Leavitt (Mets)
CONTRACT STATUS: Signed through 2013



2013 HIGHLIGHTS

- 🔴 Played in a career-high 86 games in 1st season with the Red Sox...Acquired from SEA in late February.
- 🔴 Also set career marks in runs (34), doubles (18), triples (2), walks (22), SLG (.523), and OPS (.885)...Both AVG (.296) and OBP (.362) were his highest totals in any ML season with at least 50 appearances.
- 🔴 His .523 SLG ranked 8th among AL players with at least 200 PA...29 of 64 hits were XBH (18 2B, 2 3B, 9 HR).
- 🔴 Went 19-for-57 (.333) with 5 doubles, 3 homers, 35 RBI, and 5 walks with runners in scoring position.
- 🔴 Made 56 starts between LF (31), 1B (23), and RF (2)...Reached base safely in 40 of those contests.
- 🔴 Led the AL with 9 RBI as a pinch-hitter...Was 1 of 6 AL players with multiple PH homers...Placed 2nd on the team and T-7th in AL with 24 PA as a PH...Was 5-for-19 (.263) with a double, 2 HR, and 5 walks in the pinch.
- 🔴 Posted a .300 AVG (57-for-190), .367 OBP, .537 SLG, and .904 OPS against right-handed pitching...27 of his 29 XBH (17 2B, 2 3B, 8 HR) and 40 of his 43 RBI came against righties.
- 🔴 Had a .333 AVG or better in 3 different months: April (.458), June (.367), and July (.333).
- 🔴 Combined to hit .337 (31-for-92) in 37 games vs. AL East teams, tops among AL East players (min. 50 PA).
- 🔴 Played in just 2 of the 1st 12 games of 2013 (no starts).
- 🔴 Notched an extra-base hit in all 3 plate appearances on 4/17 at CLE, his 1st start for BOS (2 2B, 3B)...Was the 1st Red Sox to finish a game with 3 XBH in 3 PA since Babe Ruth 4/21/17 vs. NYY...Became the 3rd Red Sox since 1916 with 3 XBH in his 1st start for the team, 1st since Eric Hinske on 8/18/06 vs. NYY...Was 1st Red Sox with 3 XBH while batting 9th since Wily Mo Pena on 7/26/07 at CLE.
- 🔴 Tallied hits in 6 straight PA (1B, 3 2B, 2 3B) over parts of 3 games from 4/17-21 (G2).
- 🔴 Snapped an 0-for-21 slide with a 3-run HR in the 2nd inning on 5/24 vs. CLE.
- 🔴 Reached in 41 of his last 57 games with a PA beginning 5/30 (.308 AVG, 48-for-156, 18 BB, 2 HBP).
- 🔴 Led MLB with a .735 SLG in June, and finished 4th among American League leaders in the month with a .367 AVG (18-for-49) and 6th with a .448 OBP.
- 🔴 Hit in a season-high 5 straight games from 6/8-13 (.450, 9-for-20).
- 🔴 Reached base safely in a season-high 11 straight games from 6/8-29...Was his 2nd-longest career on-base streak (30 G, 7/19-8/22/11 with SEA).
- 🔴 Left 6/16 game at BAL with right hamstring tightness and played just once in club's next 9 tilts from 6/18-26.
- 🔴 Reached base a season-high 4 times 6/4 vs. TEX (3 H, BB, 3 RBI), his 3rd career game reaching at least 4 times (1st since 5 TOB, 9/20/11 with SEA at MIN)...Matched season-high with 3 hits and scored a career-high 3 runs...Ejected after an 8th-inning strikeout by home plate umpire Andy Fletcher, his 1st career ejection.
- 🔴 Ejected 8/16 vs. NYY by home plate umpire Bill Welke after striking out as a pinch hitter in the 7th inning.
- 🔴 With 2 on and 2 out, knocked a go-ahead pinch-hit RBI single in the 8th inning of a 4-3 win on 8/28 vs. BAL.
- 🔴 Scratched from the starting lineup on 8/29 vs. BAL due to left shoulder soreness and was out for 3 games.
- 🔴 Hit a go-ahead, pinch-hit grand slam in the 10th inning on 9/11 at TB to give BOS a 7-3 win...Was 1st PH slam in extras in team history (Elias)...Was 1st Red Sox with a grand slam in extras since Dwight Evans on 5/19/89 at OAK (10th inn.) and 1st Sox with a PH grand slam since Kevin Millar on 6/7/03 at MIL...Was the 1st major leaguer to put his team ahead with a PH grand slam in extras since CIN's Adam Dunn on 6/26/03 at ATL.

MIKE CARP, CONTINUED

MIKE CARP'S CAREER RECORD

YEAR	CLUB	AVG.	G	AB	R	H	2B	3B	HR	SH	SF	HB	BB	SO	SB	CS	E
2004	GCL Mets	.267	57	191	30	51	12	0	4	26	0	5	22	51	2	1	7
2005	Hagerstown	.249	89	313	49	78	12	1	19	63	1	5	21	96	2	2	11
2006	St. Lucie	.287	137	491	69	141	27	1	17	88	0	6	25	51	107	2	1
2007	Binghamton	.251	97	359	55	90	16	0	11	48	0	4	10	39	75	2	1
	St. Lucie	.250	1	4	0	1	0	0	0	0	0	0	0	0	0	0	0
2008	Binghamton	.299	134	478	67	143	29	1	17	72	0	3	6	79	88	1	2
2009	Tacoma	.271	110	413	66	112	25	1	15	64	1	6	12	58	99	0	1
	SEATTLE	.315	21	54	7	17	3	1	1	5	0	1	2	8	10	0	0
2010	Tacoma	.257	110	409	67	105	17	1	29	76	0	7	6	41	93	1	2
	SEATTLE	.189	14	37	1	7	2	0	0	0	0	0	4	8	0	0	0
2011	Tacoma	.343	66	251	55	86	14	0	21	64	1	3	3	28	50	6	2
	SEATTLE	.276	79	290	27	80	17	1	12	46	0	1	3	19	81	0	2
2012	Tacoma	.223	35	139	13	31	8	0	2	17	0	2	1	12	31	1	3
	SEATTLE	.213	59	164	17	35	6	0	5	20	0	1	3	21	46	1	0
	High Desert	.667	2	9	2	6	1	0	1	4	0	0	2	0	1	0	0
2013	BOSTON	.296	86	216	34	64	18	2	9	43	0	3	2	22	67	1	0
Major League Totals		.267	259	761	86	203	46	4	27	114	0	6	10	74	212	2	10
Minor League Totals		.276	838	3057	473	844	161	5	136	522	3	36	89	367	690	18	15
Red Sox Totals		.296	86	216	34	64	18	2	9	43	0	3	2	22	67	1	0

2004 Signed by the New York Mets as a ninth round selection in the June draft

2008 Acquired by the Seattle Mariners along with OFs Endy Chavez and Ezequiel Carrera, RHPs Aaron Heilman and Maikel Cleto, and LHP Jason Vargas from the Mets, and OF Franklin Gutierrez from the Indians, in exchange for RHPs J.J. Putz and Sean Green, and OF Jeremy Reed to New York, and INF Luis Valbuena to Cleveland on 12/10

2013 Acquired by the Boston Red Sox in exchange for a player to be named later or cash considerations on 2/20

ADDITIONAL BATTING STATISTICS

YEAR	CLUB	OBP	SLG	OPS	TB	GDP
2009	SEATTLE	.415	.463	.878	25	1
2010	SEATTLE	.268	.243	.512	9	0
2011	SEATTLE	.326	.466	.791	135	10
2012	SEATTLE	.312	.341	.654	56	7
2013	BOSTON	.362	.523	.885	113	3
Major League Totals		.337	.444	.781	338	21

CAREER FIELDING RECORD

YEAR	CLUB	POS	PCT.	G	GS	PO	A	E	TC	DP
2009	SEATTLE	1B	1.000	16	15	115	15	0	130	13
2010	SEATTLE	1B	1.000	9	9	65	4	0	69	3
		OF	-	1	1	0	0	0	0	0
2011	SEATTLE	OF	.927	28	26	49	2	4	55	0
		OF	.993	34	30	253	14	2	269	27
2012	SEATTLE	1B	1.000	23	23	188	13	0	201	15
		OF	.955	24	21	41	1	2	44	0
2013	BOSTON	1B	.990	29	23	188	12	2	202	19
		OF	1.000	43	33	43	0	0	43	0
MLB Totals		1B	.995	111	100	809	58	4	871	77
		OF	.958	96	81	133	3	6	142	0

CAREER SINGLE-GAME HIGHS

HITS 5, 9/20/11 for SEA at MIN
DOUBLES 2, 5 times, last 4/17/13 at CLE
HOME RUNS 2, 8/15/11 for SEA vs. TOR
RBI 5, 9/19/11 for SEA at CLE
RUNS SCORED 3, 6/4/13 vs. TEX
WALKS 2, 4 times, last 8/8/12 for SEA at BAL
STRIKEOUTS 4, 2 times, last 7/7/13 at LAA
STOLEN BASES 1, 2 times, last 8/17/13 vs. NYY
HITTING STREAK 20, 7/30/11-8/21/11
EJECTIONS (2) 6/4/13 vs. TEX (HP, A. Fletcher)
8/16/13 vs. NYY (HP, B. Welke)

HOME RUN NOTES

MULTI-HOME RUN GAMES (1)
2-HOME RUN GAMES (1)
8/15/11 vs. TOR
LEADOFF HOME RUNS (0)
GRAND SLAMS (2)
Last: 9/11/13 at TB off Roberto Hernandez
PINCH-HIT HOME RUNS (2)
Last: 9/11/13 at TB off Roberto Hernandez
EXTRA-INNING HOME RUNS (1)
9/11/13 at TB off Roberto Hernandez (10th inning)
GAME-ENDING HOME RUNS (0)
INSIDE-THE-PARK HOME RUNS (0)

FULL NAME: Rubby Carlos De La Rosa
BATS: Right **THROWS:** Right **HEIGHT:** 6-1 **WEIGHT:** 205
AGE: 24
BORN: March 4, 1989 in Santo Domingo, DR
RESIDES: Santo Domingo, DR
MAJOR LEAGUE SERVICE: 1 year, 159 days
ACQUIRED: From Los Angeles with 1B/OF Jerry Sands on October 4, 2012 to complete August 25 9-player trade
SIGNED BY: Ezequiel Sepulveda (Dodgers)
CONTRACT STATUS: Signed through 2013



2013 HIGHLIGHTS

- Spent the majority of his 1st season in the Red Sox organization with Triple-A Pawtucket but appeared in 11 games for BOS over his 3 stints in the majors.
- Posted a 1.93 ERA (1 ER/4.2 IP) in 4 games at Fenway and an 8.10 ERA (6 ER/6.2 IP) in 7 ML road games.
- Threw a career-high 2.1 innings in relief twice: 8/16 vs. NYY and 9/6 at NYY.
- Recalled by BOS on 6/14 for 1st ML stint of the season...Did not appear in a game and was optioned back to Pawtucket on 6/15.
- Recalled for the 2nd time on 8/3 and made his Red Sox debut on 8/6 at HOU...Struck out 2 of the 3 batters he faced in a perfect 9th inning to finish the Sox' 15-10 victory.
- Was an International League All-Star with Pawtucket...Made 20 starts for the PawSox and was 3-3 with a 4.23 ERA (36 ER/76.2 IP) in those games...Posted a 4.91 ERA (2 ER/3.2 IP) in 4 relief appearances.
- Had a 1.05 ERA (6 ER/51.2 IP) with 54 strikeouts over a span of 12 starts from 4/23-7/2, after allowing 10 ER in 6.2 IP (13.50 ERA) over his 1st 3 starts of the year with the PawSox.
- Held Triple-A opponents to a .224 AVG (65-for-290)...Righties hit .226 (35-for-155) with 5 HR and lefties hit .222 (30-for-135) with 4 HR...Opponents only hit .187 (14-for-75) with RISP.

RUBBY DE LA ROSA'S CAREER RECORD

YEAR	CLUB	W-L	ERA	G	GS	CG	SHO	SV	IP	H	R	ER	HR	HB	BB	SO	WP	BK
2007	DSL Dodgers	0-0	13.50	6	1	0	0	0	6.0	11	10	9	0	1	10	6	0	1
2008	DSL Dodgers	1-4	1.71	12	12	0	0	0	47.1	34	18	9	0	7	21	51	0	0
2009	AZL Dodgers	0-1	6.06	5	2	0	0	0	16.1	17	12	11	0	2	11	22	5	1
2010	Great Lakes	4-1	3.19	14	5	0	0	6	59.1	49	23	21	3	5	17	55	7	0
	Chattanooga	3-1	1.41	8	8	0	0	0	51.0	38	12	8	1	1	21	39	2	1
2011	Chattanooga	2-2	2.93	8	8	0	0	0	40.0	30	19	13	1	2	19	52	1	0
	LA DODGERS	4-5	3.71	13	10	0	0	0	60.2	54	26	25	6	0	31	60	3	0
2012	Rancho Cuca	1-0	0.00	3	2	0	0	0	9.0	4	0	0	0	0	3	9	0	0
	LA DODGERS	0-0	27.00	1	0	0	0	0	0.2	0	2	2	0	0	2	0	0	0
	AZL Dodgers	0-0	0.00	1	1	0	0	0	3.0	1	0	0	0	0	0	3	0	0
	Chattanooga	0-0	27.00	2	0	0	0	0	1.0	3	3	3	0	0	1	0	0	0
2013	BOSTON	0-2	5.56	11	0	0	0	0	11.1	15	7	7	2	3	2	6	1	0
	Pawtucket	3-3	4.26	24	20	0	0	0	80.1	65	40	38	9	7	48	76	1	0
Major League Totals		4-7	4.21	25	10	0	0	0	72.2	69	35	34	8	3	35	66	4	0
Minor League Totals		14-12	3.22	83	59	0	0	6	313.1	252	137	112	14	25	151	313	16	3
Red Sox Totals		0-2	5.56	11	0	0	0	0	11.1	15	7	7	2	3	2	6	1	0

2007 Signed by the Los Angeles Dodgers as an international free agent on 7/2

2012 Acquired by the Boston Red Sox on 10/4 along with 1B/OF Jerry Sands to complete the 8/25 trade that sent RHP Josh Beckett, OF Carl Crawford, 1B Adrian Gonzalez, and INF Nick Punto to the Dodgers in exchange for 1B James Loney, INF Ivan De Jesus Jr., and RHP Allen Webster

CAREER FIELDING RECORD

YEAR	CLUB	POS	PCT.	G	GS	PO	A	E	TC	DP
2011	LA DODGERS	P	.889	13	10	6	10	2	18	1
2012	LA DODGERS	P	-	1	0	0	0	0	0	0
2013	BOSTON	P	.667	11	0	1	1	1	3	0
Career Totals		P	.857	25	10	7	11	3	21	1

CAREER BATTING TOTALS

	AVG.	G	AB	R	H	2B	3B	HR	RBI	SH	SF	HB	BB	SO	SB	CS	E
Major League Totals	.214	25	14	1	3	0	0	0	0	1	0	0	1	1	0	0	3

CAREER SINGLE-GAME HIGHS

INNINGS PITCHED	7.0, 2 times, last 7/4/11 for LAD vs. NYM (start) 2.1, 2 times, last 9/6/13 at NYY (relief)
LOW-HIT COMPLETE GAME	None
STRIKEOUTS	8, 7/9/11 for LAD vs. SD
HITS ALLOWED	9, 2 times, last 7/19/11 for LAD at SF
RUNS ALLOWED	5, 2 times, last 6/24/11 for LAD vs. LAA
WALKS ALLOWED	5, 6/7/11 for LAD at PHI
HOME RUNS ALLOWED	2, 3 times, last 8/8/13 at KC
WINNING STREAK	3, 5/27/11-6/12/11
EJECTIONS	None



FULL NAME: Ryan Scott Dempster
BATS: Right **THROWS:** Right **HEIGHT:** 6-2 **WEIGHT:** 215
AGE: 36
BORN: May 3, 1977 in Gibsons, British Columbia
RESIDES: Chicago, IL
MAJOR LEAGUE SERVICE: 15 years, 63 days
ACQUIRED: Signed as a free agent on December 19, 2012
SIGNED BY: Tim Hallgren (Rangers)
CONTRACT STATUS: Signed through 2014



2013 HIGHLIGHTS

- 👉 Went 8-9 with a 4.57 ERA (87 ER/171.1 IP) over 32 games (29 GS) in his 1st season with the Red Sox and his 1st full season in the AL...Made his 1st 29 appearances as a starter before coming out of the bullpen 3 times to finish the year.
- 👉 Ranked T-2nd on Boston with 29 starts, and 3rd with 157 strikeouts and 171.1 innings pitched.
- 👉 Struck out 8.25 batters per 9.0 innings (157 K/171.1 IP), the 9th-best rate among AL qualifiers.
- 👉 Punched out 43 total batters over his 1st 5 games from 4/4-26, his most combined strikeouts in any 5-game stretch of his career...Fanned at least 7 batters in each of those games, matching Pedro Martinez (1998) for the longest streak to begin a Red Sox career since at least 1916...Was the 1st Red Sox to fan 7 or more batters in 5 games overall since Daisuke Matsuzaka in 6 straight from 6/5-7/3/07.
- 👉 Fanned 10 batters on 4/15 vs. TB and 4/26 vs. HOU, his 15th and 16th career games with 10 SO or more.
- 👉 Defeated HOU's Erik Bedard on 4/26, the 1st time that 2 Canadian-born starters ever faced off at Fenway.
- 👉 Earned the win on 5/2 at TOR, becoming the 1st Canadian-born Red Sox starter to win a game in Canada since Rheal Cormier on 8/5/95 at TOR.
- 👉 Tossed a season-high 127 pitches on 5/18 at MIN, his most in a game since throwing 128 on 9/13/11 at CIN while with the Cubs...It was tied for his 5th-highest pitch total ever, and just 3 shy of his career high of 130 on 8/21/00 at SF with FLA.
- 👉 Recorded a quality start in 6 straight games from 5/28-6/25, his longest such streak as an American Leaguer.
- 👉 Took the loss on 5/28 vs. PHI despite allowing just 2 runs over 7.0 innings...Became the 1st Boston pitcher to suffer the loss while holding an opponent to 2 runs or less in an outing of at least 7.0 innings since Josh Beckett on 6/6/12 vs. BAL (8.0 IP, 2 ER), ending a stretch of 32 such outings without a loss for Red Sox pitchers (20 W, 12 ND).
- 👉 Collected his 2,000th career strikeout on 6/9 vs. LAA, fanning Alberto Callaspo in the 6th inning.
- 👉 Had a career-high streak of 9 consecutive undefeated starts from 6/25-8/13...The Red Sox scored the game-winning run in their last at-bat in 6 of his 10 starts from 7/11-9/11, including 5 of 6 games from 7/11-8/13.
- 👉 Suspended for 5 games by Major League Baseball for hitting NYY's Alex Rodriguez with a pitch on 8/18.
- 👉 Came out of the bullpen on 9/21 vs. TOR, his 1st relief appearance since 2007 with CHC (28 SV), a span of 189 consecutive starts...Tallied 2.2 scoreless innings over his 3 relief outings.
- 👉 Went 1-0 in 2 starts at Rogers Centre on 5/2 and 8/13 to remain undefeated (6-0) in 11 career starts in Canada.
- 👉 Earned his 1st career victory over Detroit on 9/4, giving up 4 runs over 6.0 innings...Has now defeated every ML club with the exception of NYY (0-6 in 8 games).
- 👉 Gave up a season-high 7 runs and 9 hits in a start 3 times in 2013, with 2 of those contests coming against Seattle (7/11 and 8/1).

DEMPSTER

RYAN DEMPSTER, CONTINUED

RYAN DEMPSTER'S CAREER RECORD

YEAR	CLUB	W-L	ERA	G	GS	CG	SHO	SV	IP	H	R	ER	HR	HB	BB	SO	WP	BK
1995	Hudson Valley 1-0	3.18	1	1	0	0	0	0	5.2	7	2	2	0	0	1	6	0	0
	GCL Rangers 3-1	2.36	8	6	1	0	0	0	34.1	34	21	9	1	2	17	37	2	1
1996	Charleston 7-11	3.30	23	23	2	0	0	0	144.1	120	71	53	13	6	58	141	17	5
	Kane County 2-1	2.73	4	4	1	1	0	0	26.1	18	10	8	0	1	18	16	2	0
1997	Brev. County 10-9	4.90	28	26	2	1	0	0	165.1	190	100	90	19	13	46	131	8	1
1998	Portland 4-3	3.22	7	7	0	0	0	0	44.2	34	20	16	8	3	15	33	1	0
	Charlotte 3-1	3.27	5	5	1	0	0	0	33.0	33	14	12	4	1	12	24	2	0
	FLORIDA 1-5	7.08	14	11	0	0	0	0	54.2	72	47	43	6	9	38	35	5	0
1999	Calgary 1-1	4.99	5	5	0	0	0	0	30.2	30	17	17	6	0	10	29	4	0
	FLORIDA 7-8	4.71	25	25	0	0	0	0	147.0	146	77	77	21	6	93	126	8	0
2000	FLORIDA 14-10	3.66	33	33	2	1	0	0	226.1	210	102	92	30	5	97	209	4	0
2001	FLORIDA 15-12	4.94	34	34	2	1	0	0	211.1	218	123	116	21	10	112	171	5	0
2002	FLORIDA 5-8	4.79	18	18	3	0	0	0	120.1	126	66	64	12	7	55	87	0	0
	CINCINNATI 5-5	6.19	15	15	1	0	0	0	88.2	102	61	61	16	3	38	66	2	0
2003	Louisville 1-1	3.29	2	2	1	0	0	0	13.2	13	5	5	1	0	3	9	1	0
	CINCINNATI 3-7	6.54	22	20	0	0	0	0	115.2	134	89	84	14	5	70	84	3	0
2004	Lansing 0-0	1.96	5	5	0	0	0	0	18.1	20	5	4	0	1	2	21	1	0
	CHI CUBS 1-1	3.92	23	0	0	0	0	2	20.2	16	9	9	1	2	13	18	1	0
	Iowa 1-1	3.86	6	4	0	0	0	0	21.0	19	9	9	1	2	10	20	2	0
2005	CHI CUBS 5-3	3.13	63	6	0	0	33	92.0	83	35	32	4	4	49	89	4	0	0
2006	CHI CUBS 1-9	4.80	74	0	0	0	24	75.0	77	47	40	5	3	36	67	6	0	0
2007	Iowa 0-0	0.00	2	1	0	0	0	0	2.0	1	0	0	0	0	1	4	0	0
	CHI CUBS 2-7	4.73	66	0	0	0	28	66.2	59	36	35	8	1	30	55	2	1	0
2008	CHI CUBS 17-6	2.96	33	33	1	0	0	0	206.2	174	75	68	14	7	76	187	5	0
2009	CHI CUBS 11-9	3.65	31	31	1	1	0	0	200.0	196	94	81	22	6	65	172	11	0
2010	CHI CUBS 15-12	3.85	34	34	1	0	0	0	215.1	198	110	92	25	10	86	208	6	0
2011	CHI CUBS 10-14	4.80	34	34	0	0	0	0	202.1	211	111	108	23	5	82	191	7	0
2012	CHI CUBS 5-5	2.25	16	16	0	0	0	0	104.0	81	28	26	9	1	27	83	0	1
	TEXAS 7-3	5.09	12	12	0	0	0	0	69.0	74	43	39	10	1	25	70	2	0
2013	BOSTON 8-9	4.57	32	29	0	0	0	0	171.1	170	97	87	26	6	79	157	9	1
MLB Totals	132-133	4.35	579	351	11	3	87	2387.0	2347	1250	1154	267	91	1071	2075	80	3	0
Minor League Totals	33-29	3.75	96	89	8	2	0	539.1	519	274	225	53	29	193	471	40	7	0
Red Sox Totals	8-9	4.57	32	29	0	0	0	0	171.1	170	97	87	26	6	79	157	9	1

1995 Signed by the Texas Rangers as a third-round selection in the June draft

1996 Acquired by the Florida Marlins with a player to be named later (RHP Rick Helling) in exchange for RHP John Burkett on 8/8

2002 Acquired by the Cincinnati Reds in exchange for OF Juan Encarnacion, INF Wilton Guerrero, and LHP Ryan Snare on 7/11

2003 Released by the Cincinnati Reds on 11/4

2004 Signed by the Chicago Cubs as a free agent on 1/22

2008 Re-signed by the Chicago Cubs as a free agent on 11/18

2012 Acquired by the Texas Rangers in exchange for 3B Christian Villanueva and RHP Kyle Hendricks on 7/31

2012 Signed by the Boston Red Sox as a free agent on 12/19

DIVISION SERIES RECORD

YEAR	CLUB	W-L	ERA	G	GS	CG	SHO	SV	IP	H	R	ER	HR	HB	BB	SO	WP	BK
2007	CHC vs. ARI	0-0	0.00	1	0	0	0	0	1.0	0	0	0	0	0	0	2	0	0
2008	CHC vs. LAD	0-1	7.71	1	1	0	0	0	4.2	4	4	4	1	0	7	2	0	0
Division Series Totals	0-1	6.35	2	1	0	0	0	0	5.2	4	4	4	1	0	7	4	0	0

ALL-STAR GAME RECORD

YEAR	CLUB	W-L	ERA	G	GS	CG	SHO	SV	IP	H	R	ER	HR	HB	BB	SO	WP	BK
2000	NL at ATL																	
2008	NL at NYY	0-0	0.00	1	0	0	0	0	1.0	0	0	0	0	0	0	3	0	0
All-Star Game Totals	0-0	0.00	1	0	0	0	0	0	1.0	0	0	0	0	0	0	3	0	0

RYAN DEMPSTER, CONTINUED

CAREER FIELDING RECORD

YEAR	CLUB	POS	PCT.	G	GS	PO	A	E	TC	DP
1998	FLORIDA	P	1.000	14	11	2	12	0	14	2
1999	FLORIDA	P	.962	25	25	10	15	1	26	4
2000	FLORIDA	P	.909	33	33	11	29	4	44	2
2001	FLORIDA	P	.945	34	34	16	36	3	55	7
2002	FLORIDA	P	1.000	18	18	13	17	0	30	1
	CINCINNATI	P	1.000	15	15	6	9	0	15	3
2003	CINCINNATI	P	.857	22	20	4	14	3	21	2
2004	CHI CUBS	P	1.000	23	0	4	2	0	6	0
2005	CHI CUBS	P	1.000	63	6	3	17	0	20	1
2006	CHI CUBS	P	.917	74	0	3	8	1	12	0
2007	CHI CUBS	P	1.000	66	0	4	7	0	11	1
2008	CHI CUBS	P	.981	33	33	18	34	1	53	2
2009	CHI CUBS	P	.943	31	31	17	33	3	53	5
2010	CHI CUBS	P	.979	34	34	23	23	1	47	2
2011	CHI CUBS	P	.942	34	34	13	36	3	52	3
2012	CHI CUBS	P	.955	16	16	5	16	1	22	0
	TEXAS	P	1.000	12	12	5	10	0	15	0
2013	BOSTON	P	.912	32	29	12	19	3	34	2
Career Totals		P	.955	579	351	169	337	24	530	37

CAREER BATTING TOTALS

	AVG.	G	AB	R	H	2B	3B	HR	RBI	SH	SF	HB	BB	SO	SB	CS	E
Major League Totals	.099	586	588	23	58	9	2	0	17	85	0	0	13	221	0	0	24

RYAN DEMPSTER'S 2013 STARTS WITH BOSTON

DATE	SCORE	OPP	DEC	SCORE WHEN LEFT	IP	H	R	ER	BB	K	HR	PIT/STRIKES
4/4	L2-4	at NYY	L	0-3	5.0	5	3	3	4	8	1	101/58
4/10	L5-8	BAL	---	3-3	5.0	3	3	1	2	7	1	93/60
4/15	W3-2	TB	---	2-1	7.0	2	1	1	2	10	1	101/63
4/21 (1)	L2-4	KC	L	2-4	7.0	6	4	4	3	8	1	107/71
4/26	W7-3	HOU	W	6-2	6.0	4	2	2	3	10	0	104/64
5/2	W3-1	at TOR	W	3-1	6.0	4	1	1	3	4	1	100/60
5/7	L1-6	MIN	L	1-3	7.0	5	4	2	1	8	1	110/76
5/12	L4-12	TOR	L	1-6	5.0	7	6	6	1	6	3	100/66
5/18	W12-5	at MIN	---	7-5	4.2	8	5	5	6	2	0	127/68
5/23	L3-12	CLE	L	3-4	3.0	5	4	4	4	4	0	85/52
5/28	L1-3	PHI	L	1-2	7.0	6	2	2	3	4	1	98/59
6/4	W17-5	TEX	W	17-3	7.0	5	3	3	1	6	2	107/63
6/9	W10-5	LAA	W	7-3	6.0	6	3	3	2	6	2	110/66
6/14	L0-2	at BAL	L	0-2	7.2	5	2	2	5	4	1	122/69
6/19	L2-6	TB	L	2-3	6.0	8	3	3	2	3	1	108/66
6/25	W11-4	COL	W	8-2	6.0	6	2	2	2	4	1	106/64
6/30	W5-4	TOR	---	4-2	5.1	7	2	2	3	2	0	96/60
7/6	L7-9 (11)	at LAA	---	6-3	6.1	7	3	2	2	4	2	103/68
7/11	W8-7 (10)	at SEA	---	4-6	3.1	9	7	4	1	4	1	91/61
7/21	W8-7 (11)	NYN	---	7-4	5.1	6	5	3	4	4	0	98/57
7/27	W7-3	at BAL	W	6-1	5.1	6	2	2	2	4	0	84/53
8/1	W8-7	SEA	---	1-7	6.0	9	7	7	5	6	1	110/71
8/7	W7-5	at HOU	---	4-5	6.0	7	5	5	0	7	1	92/64
8/13	W4-2 (11)	at TOR	---	2-1	7.0	4	1	1	2	4	0	88/52
8/18	L6-9	NYN	L	6-4	5.1	9	7	7	1	3	1	107/65
8/30	W4-3	CWS	W	4-2	6.1	5	3	3	3	5	1	99/60
9/4	W20-4	DET	W	13-4	6.0	6	4	4	2	7	1	100/64
9/11	W7-3	at TB	---	3-1	5.0	4	1	1	5	7	0	106/58
9/17	L2-3	BAL	---	2-2	6.0	3	2	2	4	5	1	100/62

CAREER SINGLE-GAME HIGHS

INNINGS PITCHED	9.0, 9 times, last 9/29/09 for CHC vs. PIT (start)
	4.0, 7/27/98 for FLA at HOU (relief)
LOW-HIT COMPLETE GAME	1, 5/7/00 for FLA vs. NYM
STRIKEOUTS	12, 5/15/08 for CHC vs. SD
HITS ALLOWED	11, 5 times, last 5/22/03 for CIN vs. ATL
RUNS ALLOWED	10, 2 times, last 8/4/02 for CIN at SD
WALKS ALLOWED	7, 2 times, last 8/20/99 for FLA vs. HOU
HOME RUNS ALLOWED	3, 12 times, last 5/12/13 vs. TOR
WINNING STREAK	5, 2 times, last 8/20/12-9/12/12
EJECTIONS (1)	6/18/02 for FLA vs. CLE (HP, J. Layne)

FULL NAME: Felix Antonio Doubront

BATS: Left **THROWS:** Left **HEIGHT:** 6-2 **WEIGHT:** 225

AGE: 25

BORN: October 23, 1987 in Carabobo, VZ

RESIDES: Carabobo, VZ

MAJOR LEAGUE SERVICE: 2 years, 120 days

ACQUIRED: Signed as an international free agent on July 12, 2004

SIGNED BY: Miguel Garcia (Red Sox)

CONTRACT STATUS: Signed through 2013



2013 HIGHLIGHTS

- 🔴 Went 11-6 with a 4.32 ERA (78 ER/162.1 IP) in 29 appearances (27 GS) in 2013, his 2nd double-digit win campaign in as many seasons as a full-time starter.
- 🔴 Set new career highs in innings and quality starts (16), and matched his career highs in wins and appearances (29, also 2012).
- 🔴 Among AL left-handers in 2013, ranked 5th with a .391 opponent SLG, 7th with a .729 opponent OPS, and 2nd with 0.72 homers allowed per 9.0 innings.
- 🔴 Limited opponents to only 50 extra-base hits (33 doubles, 4 triples, 13 home runs) this season...Held an opponent without an extra-base hit 6 times in 2013, tied for the 3rd-most such starts by an AL lefty...Did not allow a homer in a career-high 6 starts from 7/10-8/10.
- 🔴 Averaged 7.71 strikeouts per 9.0 innings (139 SO/162.1 IP), the 10th-highest rate among ML left-handers.
- 🔴 Allowed 3 earned runs or fewer in 16 straight starts from 5/16-8/10, matching Babe Ruth (last 16 starts of 1916) for the longest such single-season streak in Red Sox history by a left-hander...It was the longest such streak by any Red Sox starter in a season since Tim Wakefield in 1995 (17, 5/27-8/13/95)...Had a 2.73 ERA (29 ER/95.2 IP) during the 16-game streak, the 7th lowest mark in the AL during that time.
- 🔴 Had a 3.87 ERA (67 ER/155.2 IP) in his 27 starts, compared to a 14.85 ERA (11 ER/6.2 IP) over 2 relief outings.
- 🔴 Posted a 3.84 ERA (39 ER/91.1 IP) in 15 games (14 GS) at home, compared to 4.94 (39 ER/71.0 IP) on the road...Gave up 3 earned runs or fewer in his 1st 10 starts at Fenway, tied for the longest season-opening streak by a Red Sox left-hander at home since Harry Harper's 11 in 1920.
- 🔴 Gave up 1 run in 15.0 innings (0.60 ERA) of Interleague play, with both starts coming against the NL West...Surrendered 1 run over 8.0 innings on 8/21 at SF, and tossed 7.0 scoreless frames on 8/4 vs. ARI.
- 🔴 Surpassed 200.0 innings pitched and 200 strikeouts in his 53rd career appearance on 4/5 at TOR...Averaged 9.03 strikeouts per 9.0 innings over his 1st 53 appearances, the highest rate among Sox pitchers since 1916 with at least 200.0 innings pitched and 53 games...Since at least 1916, Jon Lester is the only Red Sox lefty to amass more strikeouts in his 1st 53 games (224 SO).
- 🔴 Received 3.48 runs of support per 9.0 IP (42 RS/108.2 IP) over 19 games (18 GS) from 5/3-8/16, the 10th-lowest rate of run support among American Leaguers in that span...Received 2 runs of support or fewer in 11 starts during that stretch.
- 🔴 Made his 1st relief outing since 2010 on 5/8 vs. MIN...It was his longest career appearance out of the bullpen (previous 2.0 on 8/22/10 vs. TOR)...His 105 pitches were the 2nd-most in a game for a Sox reliever since 1916 (Vaughn Eshelman, 106 on 7/25/96 at MIN).
- 🔴 Had 4 quality starts in a row from 5/21-6/8(G1) (3.00 ERA), matching his career-long streak from 9/13-29/12.
- 🔴 Struck out 8 in 6.0 innings on 5/26 vs. CLE, matching his season high for 3rd time (also 4/22 vs. OAK and 4/27 vs. HOU)...It marked his most SO's in an outing of 6.0 innings or fewer since 5/22/12 at BAL (9 in 6.0 IP).
- 🔴 Took the loss on 7/24 vs. TB, snapping a career-high 7-start undefeated streak beginning 6/8 vs. LAA-G1...It also ended a career-high 6-game streak allowing 2 earned runs or fewer.
- 🔴 Tossed at least 7.0 scoreless innings without issuing a walk on 8/4 vs. ARI (7.0 IP) and on 6/18-G2 vs. TB (8.0 IP), marking his 1st time doing it in his career.
- 🔴 Entered September with a 3.74 ERA (61 ER/146.2 IP), but surrendered 17 runs over his final 15.2 innings (9.77 ERA) during the month to finish the year with a 4.32 mark.
- 🔴 Went 2-1 with a 6.30 ERA (14 ER/20.0 IP) over 4 starts against the Yankees...Including his 1st 2 starts of 2013 vs. NYY, had a quality start in his 1st 6 career starts against the club, becoming the 1st Red Sox to do that since Dutch Leonard in his 1st 9 games from 4/26/1913-5/7/1915.

FELIX DOUBRONT, CONTINUED

FELIX DOUBRONT'S CAREER RECORD

YEAR	CLUB	W-L	ERA	G	GS	CG	SHO	SV	IP	H	R	ER	HR	HB	BB	SO	WP	BK
2005	VSL Red Sox	7-1	0.97	13	13	0	0	0	64.2	32	11	7	0	6	29	58	1	2
2006	Lowell	2-0	4.91	2	2	0	0	0	11.0	7	6	6	1	1	3	7	0	0
	GCL Red Sox	2-3	2.52	11	11	0	0	0	53.2	41	17	15	6	3	13	36	1	0
2007	Greenville	3-7	8.93	11	11	0	0	0	42.1	63	49	42	8	1	17	22	4	0
	Lowell	1-3	5.66	8	8	0	0	0	35.0	41	24	22	2	2	11	25	2	0
2008	Lancaster	1-1	3.86	3	3	0	0	0	14.0	15	6	6	1	0	4	20	0	0
	Greenville	12-8	3.67	23	23	0	0	0	115.1	115	53	47	9	4	24	118	5	0
2009	Portland	8-6	3.35	26	26	1	1	0	121.0	119	59	45	8	9	52	101	3	1
2010	Portland	4-0	2.51	8	8	0	0	0	43.0	39	13	12	0	2	17	38	1	2
	Pawtucket	4-3	3.16	9	8	0	0	0	37.0	36	13	13	1	4	16	34	2	1
	BOSTON	2-2	4.32	12	3	0	0	2	25.0	27	16	12	3	1	10	23	3	0
2011	Pawtucket	2-5	4.22	18	16	0	0	0	70.1	65	37	33	10	2	26	61	1	0
	BOSTON	0-0	6.10	11	0	0	0	1	10.1	12	7	7	1	0	8	6	0	0
	Portland	1-0	1.80	1	1	0	0	0	5.0	4	1	1	0	0	0	9	0	0
	Lowell	0-0	0.00	1	1	0	0	0	2.0	0	0	0	0	0	0	4	0	0
2012	BOSTON	11-10	4.86	29	29	0	0	0	161.0	162	95	87	24	5	71	167	5	0
2013	BOSTON	11-6	4.32	29	27	0	0	0	162.1	161	84	78	13	5	71	139	8	0
Major League Totals		24-18	4.62	81	59	0	0	3	358.2	362	202	184	41	11	160	335	16	0
Minor League Totals		47-37	3.65	134	131	1	1	0	614.1	577	289	249	46	34	212	533	20	6
Red Sox Totals		24-18	4.62	81	59	0	0	3	358.2	362	202	184	41	11	160	335	16	0

2004 Signed by the Boston Red Sox as an international free agent on 7/12

CAREER FIELDING RECORD

YEAR	CLUB	POS	PCT.	G	GS	PO	A	E	TC	DP
2010	BOSTON	P	.500	12	3	2	1	3	6	0
2011	BOSTON	P	1.000	11	0	0	2	0	2	0
2012	BOSTON	P	.960	29	29	7	17	1	25	2
2013	BOSTON	P	.958	29	27	5	18	1	24	1
Career Totals		P	.912	81	59	14	38	5	57	3

CAREER BATTING TOTALS

	AVG.	G	AB	R	H	2B	3B	HR	RBI	SH	SF	HB	BB	SO	SB	CS	E
Major League Totals	.000	81	4	0	0	0	0	0	0	2	0	0	0	1	0	0	5

FELIX DOUBRONT'S 2013 STARTS WITH BOSTON

DATE	SCORE	OPP	DEC	SCORE WHEN LEFT	IP	H	R	ER	BB	K	HR	PIT/STRIKES
4/5	W6-4	TOR	---	4-3	5.0	9	3	3	0	6	1	90/59
4/16	W7-2	at CLE	W	7-2	5.0	4	2	2	4	7	0	104/59
4/22	W9-6	OAK	W	9-3	6.2	3	3	3	5	8	0	113/67
4/27	W8-4	HOU	W	5-3	6.2	4	3	3	4	8	0	103/62
5/3	L0-7	at TEX	L	0-5	3.2	12	6	6	1	2	0	97/58
5/16	W4-3	at TB	---	1-1	5.0	3	2	2	6	7	1	104/54
5/21	L1-3	at CWS	L	0-2	6.0	5	2	2	2	3	1	85/56
5/26	W6-5	CLE	---	1-4	6.0	5	4	2	2	8	2	112/73
6/1	W11-1	at NYY	W	5-1	6.0	6	1	1	3	6	0	103/62
6/8 (1)	L5-9	LAA	L	2-3	6.0	6	3	3	2	4	0	97/62
6/13	L4-5 (13)	at BAL	---	2-4	4.2	7	4	3	1	5	1	103/65
6/18 (2)	W3-1	TB	---	1-0	8.0	3	0	0	0	6	0	93/58
6/23	L5-7	at DET	---	4-3	5.0	4	3	2	4	2	0	104/60
6/29	L2-6	TOR	---	0-2	6.1	5	2	2	3	6	1	103/63
7/5	W6-2	at LAA	W	3-2	6.2	5	2	2	2	5	1	97/61
7/10	W11-4	at SEA	W	9-1	7.0	5	1	1	2	6	0	107/66
7/19	W4-2	NYY	W	3-2	6.1	3	2	1	3	5	0	93/59
7/24	L1-5	TB	L	0-3	6.2	6	3	3	2	5	0	104/66
7/29	L1-2	TB	L	0-2	5.0	8	2	2	3	4	0	104/57
8/4	W4-0	ARI	W	4-0	7.0	5	0	0	0	5	0	95/57
8/10	W5-3	at KC	---	4-2	4.0	6	3	3	4	3	0	98/61
8/16	L3-10	NYY	L	1-7	4.0	8	7	6	2	4	2	76/51
8/21	W12-1	at SF	W	12-1	8.0	5	1	1	1	3	1	114/68
8/27	W13-2	BAL	W	11-2	6.2	4	2	2	1	7	0	111/70
9/1	W7-6	CWS	---	5-4	3.2	7	4	4	1	4	0	90/60
9/6	W12-8	at NYY	---	2-6	3.2	3	6	6	6	2	1	88/46
9/22	W5-2	TOR	W	5-2	7.0	4	2	2	2	2	1	97/61

DOUBRONT

CAREER SINGLE-GAME HIGHS

INNINGS PITCHED	8.0, 2 times, last 8/21/13 at SF (start) 5.1, 5/8/13 vs. MIN (relief)
LOW-HIT COMPLETE GAME	None
STRIKEOUTS	11, 9/23/12 vs. BAL
HITS ALLOWED	12, 5/3/13 at TEX
RUNS ALLOWED	7, 2 times, last 8/16/13 vs. NYY
WALKS ALLOWED	6, 2 times, last 9/6/13 at NYY
HOME RUNS ALLOWED	2, 9 times, last 8/16/13 vs. NYY
WINNING STREAK	3, 4 times, last 8/21/13-9/22/13
EJECTIONS	None



FULL NAME: Stephen Oris Drew**BATS:** Left **THROWS:** Right **HEIGHT:** 6-0 **WEIGHT:** 190**AGE:** 30**BORN:** March 16, 1983 in Hahira, GA**RESIDES:** Valdosta, GA**MAJOR LEAGUE SERVICE:** 7 years, 79 days**ACQUIRED:** Signed as a free agent on December 26, 2012**SIGNED BY:** Luke Wrenn (Diamondbacks)**CONTRACT STATUS:** Signed through 2013

2013 HIGHLIGHTS

- 👉 In his 1st season with the Red Sox, played in 124 games, all at SS...Made 122 starts at the position.
- 👉 His .443 SLG was best single-season mark by a primary Red Sox SS (min. 425 PA) since Nomar Garciaparra in 2003 (.524).
- 👉 Matched single-season career high with 67 RBI (also 2008)...Also matched career marks for go-ahead RBI (16, 3rd time, last 2009) and game-winning RBI (10, also 2008).
- 👉 Recorded 5th career double-digit HR season (13) and 1st since 2010 (15).
- 👉 Finished T-3rd in the AL with 8 triples...Was 6th career season with at least 5 triples, tied for the most in MLB since 2006...The only other primary SS to do it is Jose Reyes.
- 👉 Drew 54 walks, 2nd-most as a SS in the AL...His 67 RBI ranked 2nd in AL as a SS behind BAL's J.J. Hardy (76) and his 13 HR were T-3rd in that group...His 10 game-winning RBI and 16 go-ahead RBI led the AL as a SS.
- 👉 Had a .306 AVG/.376 OBP/.571 SLG/.946 OPS batting with 2 out, including a .311 AVG (19-for-61), .639 SLG, and 1.022 OPS in 2 out RISP situations.
- 👉 Hit .316 (18-for-57) in Interleague play, including 6-for-9 (.667) against his former team, the Diamondbacks.
- 👉 Hit .284 (82-for-289) with 9 homers vs. RHP compared to .196 (30-for-153) with 4 homers vs. LHP.
- 👉 Had 2 walk-off hits, both in extra innings, his most game-ending RBI in a single season...Was the 1st Red Sox SS with multiple walk-off RBI in a season since Orlando Cabrera had 2 in 2004, and the 1st Sox SS with 2 extra-inning walk-off RBI in a season since Nomar Garciaparra had 2 in 1997.
- 👉 Finished 2nd among AL qualifiers at SS with a .984 fielding percentage (8 E/516 TC), trailing only TB's Yunel Escobar (.989)...His 8 errors were his fewest in his 5 seasons with at least 100 games.
- 👉 From 6/18 through the end of the season, hit .283 (70-for-247) with 19 doubles, 5 triples, 8 homers, and 39 RBI in 68 games...Before that point, had a .215 AVG (42-for-195) over his 1st 56 contests.
- 👉 Beginning 7/27 through the end of the season, led ML primary shortstops with a .513 SLG and .879 OPS, and was tied in that group with 35 RBI...Hit .292 (57-for-195) with 15 doubles, 2 triples, 8 homers, 28 runs, and 24 walks in that time.
- 👉 Began season on the 7-day concussion DL after suffering a concussion in his 6th Grapefruit League game, 3/7 vs. MIN (hit on the helmet by a pitch).
- 👉 Activated 4/10 after a 4-game rehab stint with Double-A Portland from 4/4-8...Went 2-for-13 with a double, home run, and 3 RBI with the Sea Dogs.
- 👉 Reached in a season-high 13 consecutive games from 4/24-5/9, his longest single-season on-base streak since a career-long 22-gamer from 7/23-8/15/10 with ARI.
- 👉 Had a season-high-tying 4 hits on 5/6 vs. MIN, including a game-tying solo homer in the 7th and a walk-off RBI double in the 11th...Was his 1st walk-off hit since 4/17/12 for ARI vs. SF...Became the 3rd Red Sox No. 9 hitter in the last 30 years with 4+ hits and a walk-off RBI (Jason Varitek, 7/4/03; Pedro Ciriaco, 7/7/12-G2).
- 👉 Knocked 2nd career grand slam on 5/15 at TB off Jamey Wright (also 4/28/11 vs. CHC off Ryan Dempster).
- 👉 Tallied a season-high-tying 4 hits and a season-high 3 XBH (2 2B, HR) on 6/4 vs. TEX, his most XBH in a game since 8/25/10 for ARI at SD (2 2B, 2 HR).
- 👉 Went 3-for-5 with 2 homers on 7/27 at BAL...Was his 2nd career multi-homer game, also 8/25/10 for ARI at SD (2 HR)...Tied a career high with 5 RBI, also 4/28/11 for ARI vs. CHC.
- 👉 Reached in 27 of 30 games from GM 2 of a 6/18 doubleheader through 8/11...In that time, hit .336 (36-for-107) with 8 doubles, 3 triples, 4 homers, 18 RBI, and 14 walks...His .960 OPS from 6/18-8/11 ranked 5th among AL batters with at least 100 PA during that stretch.

STEPHEN DREW, CONTINUED

- Tallied season-long 12-game hitting streak from 7/31-8/11, over which he hit .422 (19-for-45) with 3 doubles, 2 homers, 9 RBI, and 9 walks...Was longest hit streak since a 12-gamer from 7/3-8/5/10 with ARI, and the longest as a Red Sox SS since Alex Gonzalez hit in 12 straight games from 8/26-9/8/09.
- With the Sox trailing 5-4, hit a go-ahead 3-run homer in the top of the 9th inning for a 7-5 win on 8/7 at HOU...Was his 1st go-ahead shot in the 9th inning or later since 2008 with ARI.
- Doubled off Max Scherzer in the 5th inning on 9/3 vs. DET and scored winning run on Middlebrooks' single.
- Reached in all 4 plate appearances on 9/4 vs. DET, going 2-for-2 with a double, home run, and 2 walks.
- Reached in 12 of his last 14 games beginning 9/11, hitting .321 (17-for-53) with 8 RBI in that time.
- Is the younger brother of former Red Sox OF J.D. Drew, and is wearing the same No. 7 as J.D....They are the 11th set of brothers to have both played for the Red Sox.

STEPHEN DREW'S CAREER RECORD

YEAR	CLUB	AVG.	G	AB	R	H	2B	3B	HR	RBI	SH	SF	HB	BB	SO	SB	CS	E
2005	Camden (Ind.)	.427	19	82	17	35	8	3	4	18	1	0	1	8	18	0	0	-
2005	Lancaster	.389	38	149	33	58	16	3	10	39	0	0	2	26	25	1	1	8
	Tennessee	.218	27	101	11	22	5	0	4	13	0	0	0	12	24	2	3	8
2006	Tucson	.284	83	342	55	97	16	3	13	51	1	7	0	33	50	3	3	15
	ARIZONA	.316	59	209	27	66	13	7	5	23	2	1	0	14	50	2	0	5
2007	ARIZONA	.238	150	543	60	129	28	4	12	60	5	8	3	60	100	9	0	17
2008	ARIZONA	.291	152	611	91	178	44	11	21	67	3	7	1	41	109	3	3	14
2009	Reno	.333	2	9	0	3	0	1	0	1	0	0	0	0	1	0	0	1
	ARIZONA	.261	135	533	71	139	29	12	12	65	5	7	1	49	87	5	1	11
2010	ARIZONA	.278	151	565	83	157	33	12	15	61	2	1	3	62	108	10	5	10
2011	ARIZONA	.252	86	321	44	81	21	5	5	45	1	1	1	30	74	4	4	7
2012	Reno	.250	9	36	6	9	1	1	2	5	0	0	0	4	6	0	0	0
	ARIZONA	.193	40	135	17	26	8	1	2	12	0	1	0	19	35	0	1	3
	Mobile	.200	2	5	0	1	0	0	0	0	0	0	0	4	1	0	0	0
	OAKLAND	.250	39	152	21	38	5	0	5	16	0	2	0	18	41	1	1	5
2013	BOSTON	.253	124	442	57	112	29	8	13	67	0	4	1	54	124	6	0	8
	Portland	.200	6	20	1	4	2	0	1	4	0	1	0	2	4	0	0	0
Major League Totals		.264	936	3511	471	926	210	60	90	416	18	32	10	347	728	40	15	80
Minor League Totals		.293	167	662	106	194	40	8	30	113	1	8	2	81	111	6	7	32
Boston Totals		.253	124	442	57	112	29	8	13	67	0	4	1	54	124	6	0	8

2005 Signed by the Arizona Diamondbacks on 5/31 as a first-round selection (15th overall) in the 2004 June draft

2012 Acquired by the Oakland Athletics in exchange for INF Sean Jamieson on 8/20

2012 Signed by the Boston Red Sox as a free agent on 12/26

ADDITIONAL BATTING STATISTICS

YEAR	CLUB	OBP	SLG	OPS	TB	GDP
2006	ARIZONA	.357	.517	.874	108	1
2007	ARIZONA	.313	.370	.683	201	4
2008	ARIZONA	.333	.502	.836	307	5
2009	ARIZONA	.320	.428	.748	228	4
2010	ARIZONA	.352	.458	.810	259	7
2011	ARIZONA	.317	.396	.713	127	3
2012	ARIZONA	.290	.311	.601	42	1
	OAKLAND	.326	.382	.707	58	1
2013	BOSTON	.333	.443	.776	196	9
Major League Totals		.329	.435	.764	1526	35

DIVISION SERIES RECORD

YEAR	CLUB	AVG.	G	AB	R	H	2B	3B	HR	RBI	SH	SF	HB	BB	SO	SB	CS	E
2007	ARI vs. CHC	.500	3	14	4	7	1	1	2	4	0	0	0	0	5	1	0	1

LEAGUE CHAMPIONSHIP SERIES RECORD

YEAR	CLUB	AVG.	G	AB	R	H	2B	3B	HR	RBI	SH	SF	HB	BB	SO	SB	CS	E
2007	ARI vs. COL	.294	4	17	2	5	0	0	0	0	0	0	0	1	2	0	0	0

CAREER FIELDING RECORD

YEAR	CLUB	POS	PCT.	G	GS	PO	A	E	TC	DP
2006	ARIZONA	SS	.978	56	52	74	149	5	228	35
2007	ARIZONA	SS	.973	147	143	212	409	17	638	98
2008	ARIZONA	SS	.976	151	147	190	378	14	582	85
2009	ARIZONA	SS	.980	132	128	173	362	11	546	70
2010	ARIZONA	SS	.984	147	143	206	391	10	607	86
2011	ARIZONA	SS	.980	84	83	119	219	7	345	48
2012	ARIZONA	SS	.977	36	36	40	88	3	131	25
	OAKLAND	SS	.967	39	39	44	102	5	151	17
2013	BOSTON	SS	.984	124	122	176	332	8	516	82
Career Totals		SS	.979	916	893	1234	2430	80	3744	546

CAREER SINGLE-GAME HIGHS

HITS	5, 9/1/08 for ARI vs. STL
DOUBLES	2, 17 times, last 9/13/13 vs. NYY
HOME RUNS	2, 2 times, last 7/27/13 at BAL
RBI	5, 2 times, last 7/27/13 at BAL
RUNS SCORED	3, 14 times, last 7/27/13 at BAL
WALKS	3, 5 times, last 8/6/13 at HOU
STRIKEOUTS	4, 3 times, last 6/10/13 at TB
STOLEN BASES	2, 9/17/13 vs. BAL
HITTING STREAK	17, 7/29/08-8/15/08
EJECTIONS	None

HOME RUN NOTES

MULTI-HOME RUN GAMES (2)
2-HOME RUN GAMES (2)
Last: 7/27/13 at BAL
LEADOFF HOME RUNS (6)
Last: 9/29/10 at SF off Tim Lincecum
GRAND SLAMS (2)
Last: 5/15/13 at TB off Jamey Wright
PINCH-HIT HOME RUNS (1)
9/30/06 vs. SD off Cla Meredith
EXTRA-INNING HOME RUNS (1)
4/6/08 at COL off Micah Bowie (10th)
GAME-ENDING HOME RUNS (1)
4/25/07 vs. SD off Trevor Hoffman
INSIDE-THE-PARK HOME RUNS (1)
4/5/10 vs. SD off Jon Garland



FULL NAME: Jacoby McCabe Ellsbury
BATS: Left **THROWS:** Left **HEIGHT:** 6-1 **WEIGHT:** 195
AGE: 30
BORN: September 11, 1983 in Madras, OR
RESIDES: Madras, OR
MAJOR LEAGUE SERVICE: 6 years, 37 days
ACQUIRED: Selected in the first round (23rd overall) of the June 2005 draft
SIGNED BY: John Booher (Red Sox)
CONTRACT STATUS: Signed through 2013



2013 HIGHLIGHTS

- 🐞 Played 134 games, all as BOS' leadoff hitter...Tallied most games with a hit (105) among all major league leadoff men and most hits in the AL (172) while batting 1st.
- 🐞 Led MLB with 52 stolen bases in 56 attempts...92.9% success rate was a career-best mark in a full season and 2nd among major leaguers with at least 20 SBA (KC's Alcides Escobar, 100.0%, 22-for-22)...Marks the best SB% by any major leaguer with at least 50 SB since 1951, when CS became universally tracked in MLB.
- 🐞 Is the 1st player to finish a season as the major league leader in both stolen bases and stolen base percentage (min. 30 SB) since Tim Lincecum with MON in 1981 (71 SB/11 SB; 86.6%)...Was the 1st player to accomplish the feat in a non-strike year since Bert Campaneris with the KC Athletics in 1967 (55 SB/16 CS; 77.5%) (Elias).
- 🐞 Increased career stolen base rate to 84.0% (241 SB/46 CS), the 2nd-best rate among active players with at least 150 SB after Carlos Beltran (86.5%, 308 SB/48 CS).
- 🐞 Recorded 3rd career season with at least 50 steals (50 in 2008, 70 in 2009)...No other Red Sox has more than 1...Since 2008, only he and Michael Bourn (3) have had 50 steals in as many as 3 seasons.
- 🐞 Set club single-game record with 5 stolen bases on 5/30 at PHI...BOS' previous mark of 4 SB was set by Jerry Remy on 6/14/80 at CAL and matched by Ellsbury on 8/9/10 at NYY...Was the most SB by a major leaguer in a game in 2013 and the 1st major leaguer with at least 5 SB in a game since Carl Crawford stole 6 on 5/3/09 for TB vs. BOS...Tied career high in that game by reaching base 5 times (5th time, 1st since 9/13/11 vs. TOR).
- 🐞 Finished T-3rd in the AL with 8 triples, 2 shy of his single-season career high (10, 2009).
- 🐞 Had the 4th best AVG vs. RHP in the AL at .328 (120-for-366)...Ranked 7th among AL leaders with 92 runs.
- 🐞 Had 17, 3-hit games, T-3rd most in MLB behind DET's Victor Martinez and STL's Matt Carpenter (both 18).
- 🐞 Batted .323 (64-for-198) with runners on base, including 6-for-12 (.500) with the bases loaded.
- 🐞 Hit safely in 17 of 19 Interleague games at a .375 clip (30-for-80), T-10th best IL AVG.
- 🐞 Beginning on 5/26, ranked 3rd in the AL with a .328 AVG (121-for-369) in his last 85 games of the season...In that time had a .377 OBP and .480 SLG.
- 🐞 Hit .317 (93-for-293) in his last 68 games starting with a 19-game hit streak, 6/19-7/11 (.413, 33-for-80), the AL's longest this season...The 19-game streak tied for the 2nd-longest of his career (also 4/21-5/10/11) after a 22-gamer from 5/2-27/09.
- 🐞 Had 4 hit streaks of at least 10 games, also of 12 games (4/10-22), 11 games (5/26-6/12), and 10 games (7/26-8/4)...Was the 2nd-most double-digit hit streaks in MLB after DET's Miguel Cabrera (5).
- 🐞 Hit 8 of 9 HR in his last 55 games beginning 7/4 after going deep just once in his 1st 79 games (4/7 at TOR)...Hit 4 of the 9 homers in July.
- 🐞 Knocked 3 leadoff homers, bringing career total to 10, a new club record for career leadoff home runs (previously 9 by Dom DiMaggio and Tommy Harper)...Hit 1st 2 leadoff homers of the season within a 5-game span, 7/11 at SEA and 7/19 vs. NYY, and hit the last 1 on the final day of the regular season, 9/29 at BAL.
- 🐞 Placed 2nd in the AL with both 347 putouts and 353 chances in CF...Finished 5th among AL CF with a .992 fielding percentage (3 E).
- 🐞 According to Fangraphs, was 2nd among AL CF with 13 defensive runs saved.
- 🐞 Set a club record for April with 11 steals in the month...Broke his own April record of 10 steals in April 2009.
- 🐞 Made 6th straight Opening Day start for BOS on 4/1 at NYY (2008-09, 2011-13 in CF; 2010 in LF), 3rd most

RED SOX SINGLE-SEASON STOLEN BASE LEADERS

SB	PLAYER	YEAR
70	Jacoby Ellsbury	2009
54	Tommy Harper	1973
52	Jacoby Ellsbury	2013
52	Tris Speaker	1912
50	Jacoby Ellsbury	2008

among current Sox after David Ortiz (9) and Dustin Pedroia (6).

Was the 1st Red Sox leadoff hitter to drive in multiple runs in the club's 1st 2 games of a season since RBI became an official stat in 1920.

Scored walk-off run in the 10th on 4/13 vs. TB...Singled, stole 2nd, and advanced to 3rd on an error before scoring on Shane Victorino's walk-off infield single.

Stole his 200th career base on 4/26 vs.

HOU...Was the 3rd player in Red Sox history to reach the mark, along with Harry Hooper (300) and Tris Speaker (267), and the 1st to do it in the live ball era (beginning 1920)...Ellsbury's 604 career games were the fewest among those 3 to reach the mark.

Recorded 4th career walk-off hit with a 2-run double in the 9th on 5/26 vs. CLE...Marked 3rd walk-off hit vs. CLE (8/2-3/2011) and 2nd off Joe Smith.

Reached to lead off 6 straight games from 5/27-6/8, the 1st Red Sox to do that since Rick Burleson from 9/13-20/80.

Had a career-high 10-game streak with at least 1 run scored from 5/27-6/12 (12 total R)...Was the longest streak by a Red Sox since 11 games by Kevin Youkilis from 5/16-28/06...Had both a hit and a walk in all 10 games, the longest such streak by a Red Sox since Johnny Damon did it in 11 games from 8/24-9/8/04.

Missed 5 games from 5/31-6/5 with tightness in his left groin...In return to lineup on 6/6 vs. TEX, went 4-for-5, tying career high in hits...With all 4 hits off LHP, became the 1st left-handed Red Sox to record 4 hits in a game off LHP since Mo Vaughn on 9/24/96 vs. BAL (4 H).

Hit a single-month-high .360 (36-for-100) in June, the 6th-best mark in the AL.

Had a SB in a career-high 6 straight games (9 total SB) from 6/8 (G1)-13...Was the longest SB streak by a Red Sox since Tris Speaker's 8 consecutive games with a steal, 5/19-30/1913 (Elias).

From 6/8-12, became just the 2nd Red Sox since 1922 to have a streak of 5 straight starts with at least a hit, run, and SB, along with Tommy Harper from 6/1-8/74.

Had 4 straight multi-hit games, each with a double, from 6/21-25...Was the 1st Red Sox CF with at least 2 hits and 1 extra-base hit in 4 straight games since Tony Armas, 8/27-30/85.

Doubled in 5 straight games overall from 6/21-26 (5 total 2B), matching the longest XBH-streak of his career, also 9/4-9/11.

Matched career highs on 8/6 at HOU with 2 homers (4th time, 1st since on 9/25/11 at NYY-G1) and 4 runs (3rd time, 1st since 9/13/11 vs. TOR)...In the live ball era (since 1920), the only other Red Sox CF to score 4 runs and hit 2 homers in a game were Fred Lynn (6/18/75 at DET) and Ellis Burks (6/10/87 at BAL)...Was the club's 1st leadoff hitter with 4 runs and 2 homers in a game since Darren Bragg, 8/8/98 at TEX.

Had his 2nd 4-hit game of the season 8/10 at KC (4-for-5, 2 2B, 2 RBI, SB).

Closed out season batting .353 (18-for-51, 3 2B, 2 HR, 6 RBI, 13 R, 5 SB) in his last 12 games beginning 8/27.

Missed 16 games from 9/6-24 due to a right foot fracture.

BEST SINGLE-SEASON STOLEN PERCENTAGE IN THE AL SINCE 1951

(min. 50 stolen bases)

PLAYER	TEAM	SB%	SB/CS	YEAR
Jacoby Ellsbury	BOS	92.9	52/4	2013
Rickey Henderson	NYN	88.9	80/10	1985
Willie Wilson	KC	88.8	79/10	1980
Bert Campaneris	OAK	88.6	62/8	1969
Willie Wilson	KC	88.1	59/8	1983

JACOBY ELLSBURY, CONTINUED

JACOBY ELLSBURY'S CAREER RECORD

YEAR	CLUB	AVG.	G	AB	R	H	2B	3B	HR	RBI	SH	SF	HB	BB	SO	SB	CS	E
2005	Lowell	.317	35	139	28	44	3	5	1	19	0	1	1	24	20	23	3	1
2006	Wilmington	.299	61	244	35	73	7	5	4	32	4	1	7	25	28	25	9	1
	Portland	.308	50	198	29	61	10	3	3	19	0	1	2	24	25	16	8	1
2007	Pawtucket	.298	87	363	66	108	14	5	2	28	1	1	4	32	47	33	6	3
	Portland	.452	17	73	16	33	10	2	0	13	0	0	4	6	7	8	1	2
	BOSTON	.353	33	116	20	41	7	1	3	18	0	2	1	8	15	9	0	0
2008	BOSTON	.280	145	554	98	155	22	7	9	47	4	3	7	41	80	50	11	0
2009	BOSTON	.301	153	624	94	188	27	10	8	60	6	6	5	49	74	70	12	2
2010	Pawtucket	.471	4	17	5	8	1	0	0	2	0	0	0	1	0	0	0	0
	Portland	.429	2	7	2	3	1	0	0	0	0	0	0	1	0	1	0	0
	GCL Red Sox	.250	3	8	3	2	0	0	0	0	0	0	0	2	0	1	0	0
	BOSTON	.192	18	78	10	15	4	0	0	5	0	0	1	4	9	7	1	0
2011	BOSTON	.321	158	660	119	212	46	5	32	105	3	5	9	52	98	39	15	0
2012	GCL Red Sox	.200	4	10	3	2	1	0	1	3	0	0	0	4	3	0	0	0
	BOSTON	.271	74	303	43	82	18	0	4	26	0	1	0	19	43	14	3	3
	Portland	.222	2	9	1	2	1	0	0	0	0	0	0	0	1	0	0	0
	Pawtucket	.125	2	8	1	1	0	0	0	0	0	0	0	0	1	0	0	0
2013	BOSTON	.298	134	577	92	172	31	8	9	53	1	2	5	47	92	52	4	3
Major League Totals		.297	715	2912	476	865	155	31	65	314	14	19	29	220	411	241	46	8
Minor League Totals		.313	267	1076	189	337	48	20	11	116	5	4	19	119	132	107	27	0
Red Sox Totals		.297	715	2912	476	865	155	31	65	314	14	19	29	220	411	241	46	8

2002 Selected by the Tampa Bay Rays in the 23rd round of the June draft (did not sign)

2005 Signed by the Boston Red Sox as a first-round selection (23rd overall) in the June draft

ADDITIONAL BATTING STATISTICS

YEAR	CLUB	OBP	SLG	OPS	TB	GDP
2007	BOSTON	.394	.509	.902	59	2
2008	BOSTON	.336	.394	.729	218	9
2009	BOSTON	.355	.415	.770	259	13
2010	BOSTON	.241	.244	.485	19	0
2011	BOSTON	.376	.552	.928	364	8
2012	BOSTON	.313	.370	.682	112	5
2013	BOSTON	.355	.426	.781	246	12
Major League Totals		.350	.439	.789	1277	49

DIVISION SERIES RECORD

YEAR	CLUB	AVG.	G	AB	R	H	2B	3B	HR	RBI	SH	SF	HB	BB	SO	SB	CS	E
2007	BOS vs. LAA	.000	2	1	1	0	0	0	0	0	0	0	0	0	0	0	0	0
2008	BOS vs. LAA	.333	4	18	2	6	3	0	0	6	0	0	0	2	2	3	1	0
2009	BOS vs. LAA	.250	3	12	2	3	0	1	0	0	0	0	0	0	2	0	0	0
Division Series Totals		.290	9	31	5	9	3	1	0	6	0	0	0	2	4	3	1	0

LEAGUE CHAMPIONSHIP SERIES RECORD

YEAR	CLUB	AVG.	G	AB	R	H	2B	3B	HR	RBI	SH	SF	HB	BB	SO	SB	CS	E
2007	BOS vs. CLE	.250	5	8	3	2	0	0	0	1	0	0	0	1	1	1	0	0
2008	BOS vs. TB	.000	4	14	0	0	0	0	0	1	0	1	0	1	3	0	0	0
LCS Totals		.091	9	22	3	2	0	0	0	2	0	1	0	2	4	1	0	0

WORLD SERIES RECORD

YEAR	CLUB	AVG.	G	AB	R	H	2B	3B	HR	RBI	SH	SF	HB	BB	SO	SB	CS	E
2007	BOS vs. COL	.438	4	16	4	7	4	0	0	3	0	0	0	2	2	1	0	0

ALL-STAR GAME RECORD

YEAR	CLUB	AVG.	G	AB	R	H	2B	3B	HR	RBI	SH	SF	HB	BB	SO	SB	CS	E
2011	AL at ARI	.000	1	2	0	0	0	0	0	0	0	0	0	0	2	0	0	0

CAREER FIELDING RECORD

YEAR	CLUB	POS	PCT.	G	GS	PO	A	E	TC	DP
2007	BOSTON	OF	1.000	33	28	75	0	0	75	0
2008	BOSTON	OF	1.000	140	129	332	4	0	336	2
2009	BOSTON	OF	.994	153	150	357	4	2	363	1
2010	BOSTON	OF	1.000	18	18	44	0	0	44	0
2011	BOSTON	OF	1.000	154	152	388	6	0	394	3
2012	BOSTON	OF	.982	73	71	164	2	3	169	1
2013	BOSTON	OF	.992	134	134	347	3	3	353	2
Career Totals		OF	.995	705	682	1707	19	8	1734	9

CAREER SINGLE-GAME HIGHS

HITS 4, 10 times, last 8/10/13 at KC
DOUBLES 2, 10 times, last 8/10/13 at KC
HOME RUNS 2, 4 times, last 8/6/13 at HOU
RBI 6, 8/6/11 vs. NYY
RUNS SCORED 4, 3 times, last 8/6/13 at HOU
WALKS 3, 2 times, last 6/13/09 at PHI
STRIKEOUTS 4, 8/18/13 vs. NYY
STOLEN BASES 5, 5/30/13 at PHI
HITTING STREAK 22, 5/2/09-5/27/09
EJECTIONS (1) 7/10/09 vs. KC (HP, D. Cousins)

HOME RUN NOTES

MULTI-HOME RUN GAMES (4)
2-HOME RUN GAMES (4)
 Last: 8/6/13 at HOU
LEADOFF HOME RUNS (10)
 Last: 9/29/13 at BAL off Chris Tillman
GRAND SLAMS (0)
PINCH-HIT HOME RUNS (0)
EXTRA-INNING HOME RUNS (1)
 9/25/11 at NYY (G2) off Scott Proctor (14th)
GAME-ENDING HOME RUNS (1)
 8/3/11 vs. CLE off Joe Smith
INSIDE-THE-PARK HOME RUNS (1)
 9/19/11 vs. BAL (G2) off Jeremy Accardo



FULL NAME: Jonathan Johnson Gomes

BATS: Right **THROWS:** Right **HEIGHT:** 6-1 **WEIGHT:** 230

AGE: 32

BORN: November 22, 1980 in Petaluma, CA

RESIDES: Scottsdale, AZ

MAJOR LEAGUE SERVICE: 8 years, 97 days

ACQUIRED: Signed as a free agent on December 1, 2012

SIGNED BY: Hank King (Rays)

CONTRACT STATUS: Signed through 2014



2013 HIGHLIGHTS

- 👉 In 1st season with the Red Sox, led the club with 65 starts in LF and 30 PA as a pinch-hitter (T-1st in AL).
- 👉 Totaled 76 starts for the Sox, including 65 in LF (98 G overall), 9 as DH (10 G), and 2 in RF (4 G)...64 of last 67 starts were in LF, including each of his last 35.
- 👉 Hit .346 (28-for-81) with runners in scoring position, including a .375 mark (15-for-40) with 23 RBI in RISP situations beginning on 8/1...Went 4-for-8 (.500) with 11 when batting with the bases loaded.
- 👉 Hit 4 homers in the pinch, tied with ATL's Evan Gattis for the MLB lead and most in a season by an AL player since MIN's Matthew LeCroy in 2004 (4)...His 4 PH HR tied for 2nd most by a Red Sox in a single season (also Del Wilber in 1953), 1 shy of Joe Cronin's club/AL record (5 in 1943).
- 👉 Reached safely in 15 of 30 plate appearances as PH, batting .286 (6-for-21) with a double, the 4 homers, 7 RBI, 7 walks, and 2 HBP...Led the AL (T-2nd in MLB) with 5 XBH in the pinch and T-3rd in AL with 7 PH RBI.
- 👉 Consecutive homers on 6/18 vs. TB (G2) and 7/3 vs. SD were both walk-off shots...That equaled his prior career total of game-ending homers in 140 career HR before his 1st walk-off of the year (Elias)...Is the only Red Sox with multi walk-off HR in a season since David Ortiz in 2006 (3).
- 👉 In his final 70 games (235 PA) beginning 6/6, posted a .284 AVG/.357 OBP/.490 SLG for an .848 OPS.
- 👉 Posted OBPs over .340 in April (.353), July (.356), August (.346), and September (.400)...Hit over .300 in both June (.304) and September (.340)...His .340 mark (17-for-50) in September led the Sox and was 7th in the AL.
- 👉 Hit .236 (38-for-161) with 10 doubles, 8 homers, and 27 RBI against left-handers compared to a .258 AVG (39-for-151) with 7 doubles, 5 homers, and 25 RBI against righties.
- 👉 Beginning 6/6, had a .282 AVG/.364 OBP/.495 SLG line against left-handed pitching, including a .326 AVG/.388 OBP/.581 SLG line off southpaws beginning 8/16.
- 👉 Was on 7th career Opening Day roster (also 2006-08, 2010-12)...Started Opening Day on 4/1 at NYY at DH, his 3rd Opening Day start (also as DH for TB in 2006 and as LF for CIN in 2011)...Was BOS' 1st Opening Day starter at DH other than David Ortiz since Jeremy Giambi in 2003.
- 👉 Reached in all 4 PA on 4/16 at CLE, going 1-for-1 with 3 BB.
- 👉 Knocked 4th career grand slam (off Pedro Hernandez) and tallied a season-high 5 RBI on 5/8 vs. MIN.
- 👉 Delivered the go-ahead and eventual game-winning run with a 10th-inning sac fly on 5/17 at MIN.
- 👉 Hit game-tying sac fly in the 6th inning 5/25 vs. CLE and threw out potential run at the plate in the 3rd inning.
- 👉 Walked and scored the 1st of 2 runs on Jacoby Ellsbury's walk-off double in the 9th on 5/26 vs. CLE.
- 👉 Hit .333 (27-for-81) with 8 doubles, 5 homers, and 15 RBI in 23 games from 6/6-7/21...Posted a .617 SLG in that time, the 5th-best mark in the AL during that stretch (min. 50 PA).
- 👉 Hit safely in 11 straight starts from 6/23-7/21 (.311, 14-for-45, 6 2B, 2 HR, 7 RBI), tied for the longest such streak of his career, also 9/14-26/10 while with CIN.
- 👉 Hit a walk-off 2-run homer in the 2nd game of 6/18 doubleheader vs. TB off Joel Peralta...Was 3rd career walk-off homer, 1st since 4/8/10 for CIN vs. STL...Was 3rd career homer off Peralta, all of which provided the go-ahead and eventual game-winning run in the 8th inning or later (also 5/5/12 and 8/24/12 for OAK vs. TB).
- 👉 Snapped a 5-5 tie in the 7th inning with a bases-loaded, pinch-hit single in a 7-5 win over TOR on 6/28.

RED SOX SINGLE-SEASON PINCH-HIT HOME RUN LEADERS

HR	PLAYER	YEAR
5	Joe Cronin	1943
4	Jonny Gomes	2013
4	Del Wilber	1953
3	Bernie Carbo	1977
3	Ted Williams	1957
3	Charlie Maxwell	1951

- Had 2 streaks of 4 straight games with an extra-base hit: 6/30-7/4 (3 2B, HR) and 8/5-8 (2 2B, 2 HR)...His only longer streak was 6 straight games with an XBH from 5/12-18/10 while with CIN.
- Hit a pinch-hit, walk-off HR to lead off the 9th inning on 7/3 vs. SD off Luke Gregerson...Was the 8th pinch-hit walk-off homer in franchise history (his 1st career walk-off in the pinch) and just the 2nd in the past 18 seasons beginning in 1996 (also Jarrod Saltalamacchia on 5/26/12 vs. TB).
- Ejected 7/14 at OAK by home plate umpire Todd Tichenor following a 9th-inning strikeout...Was his 3rd career ejection and 1st since 2008.
- Doubled and homered on 7/19 vs. NYY for his only multi-XBH game of the year.
- Tallied an unassisted double play in LF in the top of the 15th of a 5-4 win vs. SEA...Caught a line drive in LF and doubled the runner off 2B.
- Had a 14-game on-base streak from 8/5-27, tied for the longest of his career in a single season (4/3-18/06)... Hit .244 (11-for-45), with a .375 OBP, 3 doubles, 3 homers, 15 RBI, 8 runs, and 10 walks in that stretch.

JONNY GOMES' CAREER RECORD

YEAR	CLUB	AVG.	G	AB	R	H	2B	3B	HR	RBI	SH	SF	HB	BB	SO	SB	CS	E	
2001	Princeton	.291	62	206	58	60	11	2	16	44	1	4	26	33	73	15	4	7	
2002	Bakersfield	.278	134	446	102	124	24	9	30	72	0	1	31	91	173	15	3	7	
2003	Orlando	.249	120	442	68	110	28	3	17	56	0	4	16	53	148	23	2	4	
2004	TAMPA BAY	.133	8	15	1	2	1	0	0	0	0	0	1	0	6	0	0	0	
	Durham	.316	5	19	2	6	2	1	0	1	0	0	2	2	5	0	0	0	
	Durham	.256	114	390	73	100	27	1	26	78	0	7	22	51	136	8	5	7	
2005	TAMPA BAY	.071	5	14	0	1	0	0	0	1	0	0	0	1	6	0	0	0	
	Durham	.321	45	162	34	52	13	0	14	46	0	2	8	30	44	7	1	4	
2006	TAMPA BAY	.282	101	348	61	98	13	6	21	54	1	5	14	39	113	9	5	4	
	TAMPA BAY	.216	117	385	53	83	21	1	20	59	0	9	6	61	116	1	5	0	
2007	Durham	.302	13	43	6	13	2	0	1	7	0	0	2	11	15	4	1	0	
2008	TAMPA BAY	.244	107	348	48	85	20	2	17	49	0	4	7	35	126	12	4	0	
	Durham	.252	26	107	19	27	11	0	2	14	0	1	3	12	32	0	1	1	
2009	TAMPA BAY	.182	77	154	23	28	5	1	8	21	0	1	7	15	46	8	1	1	
	Louisville	.282	37	131	18	37	10	1	9	27	0	0	4	12	36	4	1	3	
2010	CINCINNATI	.267	98	281	39	75	17	0	20	51	0	2	5	26	85	3	1	1	
	CINCINNATI	.266	148	511	77	136	24	3	18	86	0	9	12	39	123	5	3	4	
2011	CINCINNATI	.211	77	218	30	46	8	0	11	31	0	4	4	5	38	74	5	3	1
2012	WASHINGTON	.204	43	93	11	19	4	1	3	12	0	1	3	10	31	2	0	1	
	OAKLAND	.262	99	279	46	73	10	0	18	47	1	1	8	44	104	3	1	2	
2013	BOSTON	.247	116	312	49	77	17	0	13	52	0	5	6	43	89	1	0	1	
Major League Totals		.244	996	2958	438	723	140	14	149	463	2	41	74	351	919	49	23	15	
Minor League Totals		.272	556	1946	380	529	128	17	115	345	1	19	114	295	662	76	18	33	
Red Sox Totals		.247	116	312	49	77	17	0	13	52	0	5	6	43	89	1	0	1	

- 2001 Signed by the Tampa Bay Devil Rays as an 18th-round selection in the June draft
- 2009 Signed by the Cincinnati Reds as a minor league free agent on 2/2
- 2010 Re-signed by the Cincinnati Reds as a free agent on 2/22
- 2011 Acquired by the Washington Nationals in exchange for LHP Chris Manno and 1B Bill Rhinehart on 7/26
- 2012 Signed by the Oakland Athletics as a free agent on 2/26
- 2012 Signed by the Boston Red Sox as a free agent on 12/1

ADDITIONAL BATTING STATISTICS

YEAR	CLUB	OBP	SLG	OPS	TB	GDP
2003	TAMPA BAY	.188	.200	.388	3	0
2004	TAMPA BAY	.133	.071	.205	1	0
2005	TAMPA BAY	.372	.534	.906	186	6
2006	TAMPA BAY	.325	.431	.757	166	10
2007	TAMPA BAY	.322	.460	.782	160	1
2008	TAMPA BAY	.282	.383	.666	59	1
2009	CINCINNATI	.338	.541	.879	152	8
2010	CINCINNATI	.327	.431	.758	220	4
2011	CINCINNATI	.336	.399	.735	87	1
	WASHINGTON	.299	.366	.665	34	1
2012	OAKLAND	.377	.491	.868	137	2
2013	BOSTON	.344	.426	.770	133	6
Major League Totals		.335	.452	.787	1338	40

JONNY GOMES, CONTINUED

DIVISION SERIES RECORD

YEAR	CLUB	AVG.	G	AB	R	H	2B	3B	HR	RBI	SH	SF	HB	BB	SO	SB	CS	E
2010	CIN vs. PHI	.000	2	6	0	0	0	0	0	0	0	0	0	0	3	0	0	0

CAREER FIELDING RECORD

YEAR	CLUB	POS	PCT.	G	GS	PO	A	E	TC	DP
2005	TAMPA BAY	OF	.963	50	48	98	7	4	109	1
2006	TAMPA BAY	OF	1.000	8	8	19	0	0	19	0
2007	TAMPA BAY	OF	1.000	57	50	95	5	0	100	2
2008	TAMPA BAY	OF	.974	30	21	38	0	1	39	0
2009	CINCINNATI	OF	.991	70	66	103	5	1	109	1
2010	CINCINNATI	OF	.981	129	126	197	6	4	207	1
2011	CINCINNATI	OF	.988	54	51	81	1	1	83	0
	WASHINGTON	OF	.979	30	22	46	0	1	47	0
2012	OAKLAND	OF	.971	42	28	65	1	2	68	0
2013	BOSTON	OF	.992	101	67	119	5	1	125	2
Career Totals		OF	.983	571	487	861	30	15	906	7

CAREER SINGLE-GAME HIGHS

HITS	4, 6 times, last 6/6/13 vs. TEX
DOUBLES	2, 6 times, last 9/27/09 for CIN at HOU
HOME RUNS	3, 2 times, last 8/13/09 for CIN vs. WSH
RBI	6, 6/12/10 for CIN vs. KC
RUNS SCORED	4, 8/8/10 for CIN at CHC
WALKS	4, 8/8/10 for CIN at CHC
STRIKEOUTS	4, 5 times, last 4/25/11 for CIN at MIL
STOLEN BASES	2, 2 times, last 5/12/08 for TB vs. NYY
HITTING STREAK	11, 9/14/10-9/26/10
EJECTIONS (3)	7/5/06 vs. BOS (HP, G. Gibson) 6/5/08 at BOS (HP, J. Kellogg) 7/14/13 at OAK (HP, T. Tichenor)

HOME RUN NOTES

MULTI-HOME RUN GAMES (9)
3-HOME RUN GAMES (2)
Last: 8/13/09 vs. WSH
2-HOME RUN GAMES (7)
Last: 4/16/11 vs. PIT
LEADOFF HOME RUNS (0)
GRAND SLAMS (4)
Last: 5/8/13 vs. MIN off Pedro Hernandez
PINCH-HIT HOME RUNS (7)
Last: 8/6/13 at HOU off Jose Cisnero
EXTRA-INNING HOME RUNS (2)
Last: 9/22/12 at NYY off Freddy Garcia (13th)
GAME-ENDING HOME RUNS (4)
Last: 7/3/13 vs. SD off Luke Gregerson
INSIDE-THE-PARK HOME RUNS (0)



FULL NAME: Joel Ryan Hanrahan

BATS: Right **THROWS:** Right **HEIGHT:** 6-4 **WEIGHT:** 250

AGE: 31

BORN: October 6, 1981 in Des Moines, IA

RESIDES: Frisco, TX

MAJOR LEAGUE SERVICE: 6 years, 65 days

ACQUIRED: From Pittsburgh with INF Brock Holt in exchange for RHPs Mark Melancon and Stolmy Pimentel, INF Ivan De Jesus, and 1B/OF Jerry Sands on December 26, 2012

SIGNED BY: Mitch Webster (Dodgers)

CONTRACT STATUS: Signed through 2013



2013 HIGHLIGHTS

- 🔥 In 1st season with BOS, limited to just 9 appearances due to 2 trips to the DL and season-ending Tommy John Surgery in May.
- 🔥 Was 3-for-3 in save opportunities with a 1.80 ERA (1 ER/5.0 IP) in 5 road games compared to 0-1 with 1 save in 3 opportunities and a 27.00 ERA (7 ER/2.1 IP) in 4 games at Fenway Park.
- 🔥 Made Red Sox debut on Opening Day on 4/1 at NYY...Threw a perfect 9th inning to finish BOS' 8-2 victory.
- 🔥 Got his 1st save as a Red Sox on 4/3 at NYY...Converted each of his 1st 3 chances from 4/3-8.
- 🔥 Placed on the 15-day DL on 4/16 (retro to 4/14) with a right hamstring strain...Made 2 rehab appearances with Triple-A Pawtucket from 4/26-28...Reinstated on 4/30.
- 🔥 Recorded the 100th save of his career on 5/2 at TOR.
- 🔥 Went on 15-day DL for a 2nd time on 5/7 with a right forearm strain...Transferred to the 60-day DL on 5/9.
- 🔥 Underwent Tommy John Surgery on his right arm and had his right flexor tendon repaired on 5/16...The surgery was performed by Dr. James Andrews in Pensacola, FL.

JOEL HANRAHAN'S CAREER RECORD

YEAR	CLUB	W-L	ERA	G	GS	CG	SHO	SV	IP	H	R	ER	HR	HB	BB	SO	WP	BK
2000	Great Falls	3-1	4.75	12	11	0	0	0	55.0	49	32	29	4	5	23	40	4	0
2001	Wilmington	9-11	3.38	27	26	0	0	0	144.0	136	71	54	13	11	55	116	8	1
2002	Vero Beach	10-6	4.20	25	25	2	1	0	143.2	129	74	67	11	11	51	139	7	1
	Jacksonville	1-1	10.64	3	3	0	0	0	11.0	15	14	13	2	0	7	10	0	0
2003	Jacksonville	10-4	2.43	23	23	1	0	0	133.1	117	44	36	5	7	53	130	4	0
	Las Vegas	1-2	10.08	5	5	0	0	0	25.0	36	28	28	2	2	20	13	2	0
2004	Las Vegas	7-7	5.05	25	22	0	0	0	119.1	128	78	67	22	7	75	97	9	0
2005	Vero Beach	1-0	5.91	5	5	0	0	0	21.1	25	15	14	5	0	11	25	2	0
	Jacksonville	9-8	4.92	23	21	0	0	0	111.2	118	71	61	17	1	55	102	9	0
2006	Jacksonville	7-2	2.58	12	12	0	0	0	66.1	49	19	19	4	3	38	67	7	0
	Las Vegas	4-3	4.48	14	14	0	0	0	74.1	70	47	37	7	3	39	46	3	0
2007	Columbus	5-4	3.70	15	15	0	0	0	75.1	65	36	31	10	4	36	71	2	0
	WASHINGTON	5-3	6.00	12	11	0	0	0	51.0	59	35	34	9	0	38	43	3	0
2008	WASHINGTON	6-3	3.95	69	0	0	0	9	84.1	73	40	37	9	1	42	93	6	0
2009	WASHINGTON	1-3	7.71	34	0	0	0	5	32.2	50	28	28	3	2	14	35	6	1
	PITTSBURGH	0-1	1.72	33	0	0	0	0	31.1	23	12	6	0	1	20	37	5	0
2010	Bradenton	0-0	0.00	2	0	0	0	0	2.0	0	0	0	0	0	0	3	0	0
	PITTSBURGH	4-1	3.62	72	0	0	0	6	69.2	58	28	28	6	4	26	100	5	0
2011	PITTSBURGH	1-4	1.83	70	0	0	0	40	68.2	56	17	14	1	1	16	61	6	0
2012	PITTSBURGH	5-2	2.72	63	0	0	0	36	59.2	40	18	18	8	1	36	67	6	0
2013	BOSTON	0-1	9.82	9	0	0	0	4	7.1	10	8	8	4	0	6	5	1	0
	Pawtucket	0-0	9.00	2	0	0	0	0	2.0	2	2	2	1	0	1	1	0	0
Major League Totals 22-18			3.85	362	11	0	0	100	404.2	369	186	173	40	10	198	441	38	1
Minor League Totals 67-49			4.19	193	182	3	1	0	984.1	939	531	458	103	54	464	860	57	2
Red Sox Totals		0-1	9.82	9	0	0	0	4	7.1	10	8	8	4	0	6	5	1	0

2000 Signed by the Los Angeles Dodgers as a second-round selection in the June draft

2006 Signed by the Washington Nationals as a free agent on 11/1

2009 Acquired by the Pittsburgh Pirates with OF Lastings Milledge in exchange for OF Nyjer Morgan and LHP Sean Burnett on 6/30

2012 Acquired by the Boston Red Sox with INF Brock Holt in exchange for RHPs Mark Melancon, RHP Stolmy Pimentel, INF Ivan De Jesus, and 1B/OF Jerry Sands on 12/26

JOEL HANRAHAN, CONTINUED

ALL-STAR GAME RECORD

YEAR	CLUB	W-L	ERA	G	GS	CG	SHO	SV	IP	H	R	ER	HR	HB	BB	SO	WP	BK
2011	NL at ARI	0-0	0.00	1	0	0	0	0	0.1	1	0	0	0	0	0	1	0	0
2012	NL at KC	0-0	0.00	1	0	0	0	0	0.1	0	0	0	0	0	0	1	1	0
All-Star Game Totals		0-0	0.00	2	0	0	0	0	0.2	1	0	0	0	0	0	2	1	0

WORLD BASEBALL CLASSIC RECORD

YEAR	CLUB	W-L	ERA	G	GS	CG	SHO	SV	IP	H	R	ER	HR	HB	BB	SO
2009	USA	0-0	1.80	6	0	0	0	0	5.0	3	3	1	0	0	3	4

CAREER FIELDING RECORD

YEAR	CLUB	POS	PCT.	G	GS	PO	A	E	TC	DP
2007	WASHINGTON	P	1.000	12	11	2	3	0	5	0
2008	WASHINGTON	P	.818	69	0	4	5	2	11	0
2009	WASHINGTON	P	1.000	34	0	4	3	0	7	0
	PITTSBURGH	P	.750	33	0	2	1	1	4	1
2010	PITTSBURGH	P	1.000	72	0	5	5	0	10	0
2011	PITTSBURGH	P	.846	70	0	4	7	2	13	0
2012	PITTSBURGH	P	1.000	63	0	2	6	0	8	0
2013	BOSTON	P	1.000	9	0	1	1	0	2	0
Career Totals		P	.917	362	11	24	31	5	60	1

CAREER BATTING TOTALS

	AVG.	G	AB	R	H	2B	3B	HR	RBI	SH	SF	HB	BB	SO	SB	CS	E
Major League Totals	.235	362	17	3	4	2	1	0	3	4	0	0	0	5	0	0	5

CAREER SINGLE-GAME HIGHS (IN RELIEF)

INNINGS PITCHED	2.2, 2 times, last 5/21/08 for WSH vs. PHI
STRIKEOUTS	4, 2 times, last 8/31/09 for PIT at CIN
HITS ALLOWED	6, 4/22/10 for PIT vs. MIL
RUNS ALLOWED	6, 4/22/10 for PIT vs. MIL
WALKS ALLOWED	5, 5/7/08 for WSH at HOU
HOME RUNS ALLOWED	2, 4/10/13 vs. BAL
EJECTIONS	None



FULL NAME: Brock Wyatt Holt

BATS: Left **THROWS:** Right **HEIGHT:** 5-10 **WEIGHT:** 180

AGE: 25

BORN: June 11, 1988 in Fort Worth, TX

RESIDES: Stephenville, TX

MAJOR LEAGUE SERVICE: 80 days

ACQUIRED: From Pittsburgh with RHP Joel Hanrahan in exchange for RHPs Mark Melancon and Stolmy Pimentel, INF Ivan De Jesus, and 1B/OF Jerry Sands on December 26, 2012

SIGNED BY: Trevor Haley (Pirates)

CONTRACT STATUS: Signed through 2013



2013 HIGHLIGHTS

- ⚾ Played 26 games over 3 stints with the Red Sox in his 1st season in the organization...Hit safely in 11 of 19 games with an at-bat.
- ⚾ All 17 starts with BOS came at 3B...Overall, played 20 games at 3B and also appeared in 5 games at 2B.
- ⚾ Had a hit in a career-high 10 straight starts from 7/7-8/1 at .297 (11-for-37)...Included a season-high 8-game hit streak from 7/7-14, tied for the longest of his career (also 9/4-12/12 with PIT).
- ⚾ Totaled 10 RBI in his 1st 13 games with the Red Sox through 8/2 after entering the season with 3 RBI in 23 career ML games.
- ⚾ Recalled for 1st stint with the Red Sox on 7/6...Hit .290 (9-for-31) with 8 RBI in 10 games before 7/20 option back to Pawtucket.
- ⚾ Returned to Boston on 7/31 after Jose Iglesias was traded to DET the day before as part of a 3-team, 7-player deal...Optioned to Triple-A on 8/18 after going 3-for-28 in 12 ML games.
- ⚾ Appeared in 3 games without a PA after 9/17 recall...Ended the year in an 0-for-13 slide at the big league level.
- ⚾ Spent the majority of the year with Triple-A Pawtucket, with 83 regular-season games between 2B (44 G), SS (32 G), and 3B (7 G).
- ⚾ Had a .258 AVG (75-for-291) with 6 doubles, 3 homers, and 24 RBI for the PawSox.
- ⚾ Hit .290 (65-for-224) in his last 63 games with Pawtucket after going 10-for-67 (.149) in 20 April games to begin the season...From 5/1 until his 1st recall on 7/6, hit .315 (45-for-143) with a .381 OBP in 41 games.
- ⚾ Hit safely in 15 consecutive Triple-A games from 5/23-6/8, with a .446 AVG (25-for-56) and 8 multi-hit games in that stretch...Matched the longest hit streak by a PawSox in 2013 (also Jackie Bradley Jr. from 4/30-6/14).
- ⚾ Led Pawtucket with 5 RBI and 35 at-bats in the International League playoffs (.171, 6 H)...Delivered game-winning, 2-run, 8th-inning single in Game 1 of the Governors' Cup Finals at Durham (TB) on 9/10.

BROCK HOLT'S CAREER RECORD

YEAR	CLUB	AVG.	G	AB	R	H	2B	3B	HR	RBI	SH	SF	HB	BB	SO	SB	CS	E
2009	State College	.299	66	254	45	76	14	3	6	33	0	4	1	26	31	9	0	9
2010	Bradenton	.347	47	194	31	68	12	1	1	27	2	2	2	19	30	6	6	14
2011	Altoona	.288	132	511	62	147	30	9	1	40	6	5	7	50	85	18	10	14
2012	Altoona	.322	102	382	52	123	24	6	2	43	3	3	4	40	51	11	11	23
	PITTSBURGH	.292	24	65	6	19	2	1	0	3	2	1	0	4	14	0	0	4
	Indianapolis	.432	24	95	13	41	7	0	1	7	1	1	0	9	9	5	2	4
2013	BOSTON	.203	26	59	9	12	2	0	0	11	3	3	0	7	4	1	0	2
	Pawtucket	.258	83	291	35	75	6	0	3	24	2	4	2	30	54	8	3	6
Major League Totals		.250	50	124	15	31	4	1	0	14	5	4	0	11	18	1	0	6
Minor League Totals		.307	454	1727	238	530	93	19	14	174	13	19	16	174	260	57	32	70
Red Sox Totals		.203	26	59	9	12	2	0	0	11	3	3	0	7	4	1	0	2

2009 Signed by the Pittsburgh Pirates as a ninth-round selection in the June draft

2012 Acquired by the Boston Red Sox with RHP Joel Hanrahan in exchange for RHPs Mark Melancon, RHP Stolmy Pimentel, INF Ivan De Jesus, and 1B/OF Jerry Sands on 12/26

ADDITIONAL BATTING STATISTICS

YEAR	CLUB	OBP	SLG	OPS	TB	GDP
2012	PITTSBURGH	.329	.354	.682	23	1
2013	BOSTON	.275	.237	.512	14	0
Major League Totals		.302	.298	.600	37	1

CAREER FIELDING RECORD

YEAR	CLUB	POS	PCT.	G	GS	PO	A	E	TC	DP
2012	PITTSBURGH	2B	.938	14	14	22	38	4	64	3
2013	BOSTON	2B	1.000	5	0	2	2	0	4	0
		3B	.951	20	17	14	25	2	41	4
Career Totals		2B	.941	19	14	24	40	4	68	3
		3B	.951	20	17	14	25	2	41	4

CAREER SINGLE-GAME HIGHS

HITS	4, 9/4/12 for PIT vs. HOU
DOUBLES	1, 4 times, last 8/1/13 vs. SEA
HOME RUNS	None
RBI	2, 4 times, last 7/12/13 at OAK
RUNS SCORED	2, 9/4/12 for PIT vs. HOU
WALKS	2, 8/7/13 at HOU
STRIKEOUTS	2, 4 times, last 9/17/12 for PIT at CHC
STOLEN BASES	1, 7/14/13 at OAK
HITTING STREAK	8, 2 times, last 7/7/13-7/14/13
EJECTIONS	None



FULL NAME: Ryan Michael Kalish

BATS: Left **THROWS:** Left **HEIGHT:** 6-0 **WEIGHT:** 213

AGE: 25

BORN: March 28, 1988 in Shrewsbury, NJ

RESIDES: Boston, MA

MAJOR LEAGUE SERVICE: 2 years, 33 days

ACQUIRED: Selected in the ninth round of the June 2006 draft

SIGNED BY: Ray Fagnant (Red Sox)

CONTRACT STATUS: Signed through 2013



2013 HIGHLIGHTS

- Missed entire season due to injury...Began the year on 60-day disabled list recovering from right shoulder surgery...Underwent cervical fusion surgery on 8/13...The procedure was performed by Dr. Robert Watkins at Marina Del Ray Hospital in Los Angeles, CA.

RYAN KALISH'S CAREER RECORD

YEAR	CLUB	AVG.	G	AB	R	H	2B	3B	HR	RBI	SH	SF	HB	BB	SO	SB	CS	E
2006	Lowell	.200	11	35	8	7	0	1	0	4	0	1	2	2	14	2	0	1
	GCL Red Sox	.300	6	20	6	6	2	0	1	2	0	0	0	1	2	0	0	0
2007	Lowell	.368	23	87	27	32	4	1	3	13	0	0	1	16	12	18	3	2
2008	Lancaster	.233	18	73	6	17	6	0	2	14	0	1	0	8	23	1	0	1
	Greenville	.281	96	360	51	101	16	1	3	32	0	3	4	53	76	18	4	3
2009	Portland	.271	103	391	63	106	19	4	13	56	0	3	1	42	87	14	3	4
	Salem	.304	32	115	21	35	5	2	5	21	0	1	1	26	20	7	3	1
2010	Portland	.293	41	150	35	44	9	1	8	29	0	3	2	28	21	13	1	4
	Pawtucket	.294	37	143	22	42	9	1	5	18	0	2	1	14	32	12	2	2
	BOSTON	.252	53	163	26	41	11	1	4	24	2	1	1	12	38	10	1	2
2011	Pawtucket	.209	22	86	9	18	6	0	0	9	0	2	0	8	20	4	3	1
	Lowell	.500	2	6	2	3	0	0	0	2	0	0	0	1	1	0	0	0
2012	Salem	.333	3	12	3	4	0	0	1	1	0	0	0	0	3	1	1	0
	BOSTON	.229	36	96	12	22	3	0	0	5	0	1	0	6	26	3	2	4
	Portland	.222	3	9	0	2	1	0	0	0	0	0	0	4	1	0	0	0
	Pawtucket	.261	27	111	18	29	5	0	4	14	1	1	0	13	30	7	2	1
2013	Did Not Play Due to Injury																	
Major League Totals		.243	89	259	38	63	14	1	4	29	2	2	1	18	64	13	3	6
Minor League Totals		.279	424	1598	272	446	81	11	45	215	1	17	12	216	342	97	22	20
Red Sox Totals		.243	89	259	38	63	14	1	4	29	2	2	1	18	64	13	3	6

2006 Signed by the Boston Red Sox as a ninth-round selection (club's 13th pick) in the June draft

ADDITIONAL BATTING STATISTICS

YEAR	CLUB	OBP	SLG	OPS	TB	GDP
2010	BOSTON	.305	.405	.710	66	5
2012	BOSTON	.272	.260	.532	25	4
Major League Totals		.293	.351	.644	91	9

CAREER FIELDING RECORD

YEAR	CLUB	POS	PCT.	G	GS	PO	A	E	TC	DP
2010	BOSTON	OF	.982	51	44	105	3	2	110	1
2012	BOSTON	OF	.939	32	25	62	0	4	66	0
Career Totals		OF	.966	83	69	167	3	6	176	1

CAREER SINGLE-GAME HIGHS

HITS 3, 8/2/10 vs. CLE
DOUBLES 1, 14 times, last 8/5/12 vs. MIN
HOME RUNS 1, 4 times, last 9/13/10 at SEA
RBI 4, 2 times, last 9/6/10 vs. TB
RUNS SCORED 3, 9/6/10 vs. TB
WALKS 2, 10/2/10 vs. NYY
STRIKEOUTS 3, 6/28/12 at SEA
STOLEN BASES 2, 3 times, last 10/3/10 vs. NYY
HITTING STREAK 5, 2 times, last 6/29/12-7/3/12
EJECTIONS None

HOME RUN NOTES

MULTI-HOME RUN GAMES (0)
LEADOFF HOME RUNS (0)
GRAND SLAMS (2)
 Last: 9/6/10 vs. TB off Andy Sonnanstine
PINCH-HIT HOME RUNS (0)
EXTRA-INNING HOME RUNS (0)
GAME-ENDING HOME RUNS (0)
INSIDE-THE-PARK HOME RUNS (0)

FULL NAME: John Derran Lackey**BATS:** Right **THROWS:** Right **HEIGHT:** 6-6 **WEIGHT:** 235**AGE:** 34**BORN:** October 23, 1978 in Abilene, TX**RESIDES:** Fort Worth, TX**MAJOR LEAGUE SERVICE:** 11 years, 95 days**ACQUIRED:** Signed as a free agent on December 15, 2009**SIGNED BY:** Kris Kline (Angels)**CONTRACT STATUS:** Signed through 2014 (club option for 2015)

2013 HIGHLIGHTS

- 👉 Went 10-13 with a 3.52 ERA (74 ER/189.1 IP) in 29 starts in 2013 after missing last season recovering from Tommy John surgery.
- 👉 It was his 10th 10-win season since 2003, matching CC Sabathia and Mark Buehrle for the most such campaigns in the AL in that time...Has won 10 games in each of his 10 full ML seasons (2003-11, 2013).
- 👉 Fanned 161 while walking 40 for a career-high strikeout-to-walk ratio of 4.03, the 7th-best mark among American Leaguers...His previous high was 3.44 in 2007 (179 SO/52 BB)...It was the highest ratio by a Red Sox since Josh Beckett's 5.06 mark (172 SO/34 BB) in 2008.
- 👉 Issued a career-low 1.90 walks per 9.0 IP in 2013, the 5th-lowest rate in the AL...The last Red Sox with a lower mark was Josh Beckett in 2008 (1.76).
- 👉 Surrendered 1 walk or fewer in 19 of his 29 starts (66%), the most such starts by a Red Sox in a season since Curt Schilling did it 24 times in 2006...Did not issue a walk 6 times this year, 1 shy of his single-season career high (7 in 2007).
- 👉 Struck out 7.65 batters per 9.0 innings, the 16th-best rate in the AL, and the 3rd-highest rate of his career... Last finished a season with a rate this high in 2006 (7.86, 190 SO/217.2 IP)...Had 8 or more strikeouts in a game 7 times in 29 starts this season, after doing it just 3 times in his previous 61 outings with the Sox.
- 👉 Led the Red Sox with a pair of complete games, his 1st CG's as a member of the Red Sox.
- 👉 Received a team-low 4.18 runs of support per 9.0 IP (88 RS/189.1 IP), the 11th-lowest rate in the AL...Did not receive a single run of support in 7 of his starts...In a span of 11 starts from 7/7-9/2, received 2.25 runs of support, the lowest rate in the AL (T-2nd in MLB).
- 👉 Went winless in 10 of his 19 quality starts in 2013 (9-6)...Allowed 3 earned runs or fewer in 8 of his losses, trailing only CHC's Edwin Jackson (9) for the most such losses among major league starters.
- 👉 Finished the season with a 2.47 ERA (25 ER/91.0 IP) at home, the 3rd-lowest mark in the AL...Was the lowest home ERA by a BOS pitcher since Clay Buchholz's 2.20 ERA in 2010.
- 👉 Left his 1st start of the season on 4/6 at TOR with a right biceps strain...Was placed on the 15-day DL on 4/10 (retro to 4/7)...Made a rehab start with Double-A Portland on 4/22 vs. Binghamton (3.2 IP, 3 H, 0 R/ER, 2 BB, 5 K)...Activated from the DL on 4/28 and made the start that night vs. HOU.
- 👉 Earned the win on 4/28 vs. HOU, his 1st victory since 8/23/11 at TEX (614 days)...It snapped a career-long stretch of 7 starts without a victory.
- 👉 Recorded a quality start in 4 consecutive outings from 5/19-6/5, his longest such streak as a Red Sox and longest overall since 8/30-9/15/09 with LAA.
- 👉 Did not allow an ER in back-to-back starts from 5/19-24 (.073 AVG, 3 H/41 AB) for 1st time in a single season since a 3-start stretch from 7/2-14/06 with LAA.
- 👉 Made his 300th career start (301st appearance) on 5/19 at MIN, becoming 1 of just 3 pitchers with 300 starts in the American League since 2002.
- 👉 Had a career-high-tying streak of 7 starts with 1 walk or fewer from 6/5-7/7 (also 6/29-8/1/11).
- 👉 Allowed 2 runs or fewer in 6 consecutive games from 6/15-7/12 (2.30 ERA), matching his career-high streak from 5/31-6/29/08 while with LAA.
- 👉 Went at least 6.0 innings in a career-high 15 straight games from 6/15-9/2, the longest such streak by a Sox since Jon Lester did it in 17 in a row from 4/28-7/30/10.
- 👉 Struck out a career-high tying 12 without a walk allowed on 6/26 vs. COL, becoming the 6th Sox since 1916 (20th time) to fan 12 or more without a walk (last Pedro Martinez on 5/3/03 vs. MIN, 12 SO).

JOHN LACKEY, CONTINUED

- Lost 4 consecutive games from 7/20-8/11, tying his career high for the 3rd time (last 8/29-9/17/10)...Snapped the skid with a win on 8/17 vs. NYY...Recorded 5 assists in the contest, the most by a Sox pitcher since Steve Avery in 1998 (6).
- With 6.0 innings on 8/5 at HOU, became the 19th active major leaguer to surpass the 2,000.0-IP milestone.
- On 8/23 at LAD, became the 1st Sox to lose a complete game while allowing 3 base runners or fewer since Pedro Martinez on 8/8/00 at ANA (3 BR).
- Tossed a complete-game victory on 9/19 vs. BAL to help the Red Sox clinch a postseason berth...Gave up his 1st hit with 1 out in the 7th inning...It was his 16th career complete game and 2nd this season, also 8/23 at LAD (8.0 IP)...It marked his 1st complete-game victory as a member of the Red Sox, and his 1st overall since 9/10/09 vs. SEA while with LAA.
- Posted a 5.76 ERA (16 ER/25.0 IP) in 4 starts against the Yankees compared to a 3.18 ERA (58 ER/164.1 IP) against all other clubs...Surrendered 4 runs on 7/20 vs. NYY, snapping a career-best streak of 6 games with 2 runs or fewer allowed (also 5/31-6/29/08 with LAA).

JOHN LACKEY'S CAREER RECORD

YEAR	CLUB	W-L	ERA	G	GS	CG	SHO	SV	IP	H	R	ER	HR	HB	BB	SO	WP	BK
1999	Boise	6-2	4.98	15	15	1	0	0	81.1	81	59	45	7	8	50	77	14	1
2000	Cedar Rapids	3-2	2.08	5	5	0	0	0	30.1	20	7	7	1	2	5	21	4	0
	Lake Elsinore	6-6	3.40	15	15	2	1	0	100.2	94	56	38	9	9	42	74	12	3
	Erie	6-1	3.30	8	8	2	0	0	57.1	58	23	21	6	1	9	43	0	0
2001	Arkansas	9-7	3.46	18	18	3	2	0	127.1	106	55	49	11	3	29	94	8	0
	Salt Lake	3-4	6.71	10	10	1	0	0	57.2	75	44	43	5	1	16	42	3	1
2002	Salt Lake	8-2	2.57	16	16	2	1	0	101.2	89	35	29	5	2	28	82	5	2
	ANAHEIM	9-4	3.66	18	18	1	0	0	108.1	113	52	44	10	4	33	69	7	2
2003	ANAHEIM	10-16	4.63	33	33	2	2	0	204.0	223	117	105	31	10	66	151	11	1
2004	ANAHEIM	14-13	4.67	33	32	1	1	0	198.1	215	108	103	22	8	60	144	11	1
2005	LAA	14-5	3.44	33	33	1	0	0	209.0	208	85	80	13	11	71	199	18	0
2006	LAA	13-11	3.56	33	33	3	2	0	217.2	203	98	86	14	9	72	190	16	0
2007	LAA	19-9	3.01	33	33	2	2	0	224.0	219	87	75	18	12	52	179	9	1
2008	Cucamonga	0-0	4.00	3	3	0	0	0	9.0	8	4	4	1	2	2	11	1	0
	LAA	12-5	3.75	24	24	3	0	0	163.1	161	71	68	26	10	40	130	5	0
2009	Salt Lake	0-1	2.79	2	2	0	0	0	9.2	6	3	3	1	1	1	8	0	0
	LAA	11-8	3.83	27	27	1	1	0	176.1	177	84	75	17	9	47	139	6	0
2010	BOSTON	14-11	4.40	33	33	0	0	0	215.0	233	114	105	18	9	72	156	3	0
2011	Pawtucket	0-0	1.59	1	1	0	0	0	5.2	3	1	1	1	0	0	4	0	0
	BOSTON	12-12	6.41	28	28	0	0	0	160.0	203	119	114	20	19	56	108	11	0
2012									Did Not Play Due to Injury									
2013	BOSTON	10-13	3.52	29	29	2	0	0	189.1	179	80	74	26	6	40	161	4	0
	Portland	0-0	0.00	1	1	0	0	0	3.2	3	0	0	0	0	2	5	0	0
MLB Totals	138-107	4.05	324	323	16	8	0	0	2065.1	2134	1015	929	215	107	609	1626	101	5
Minor League Totals	41-25	3.70	94	94	11	4	0	0	584.1	543	287	240	47	29	184	461	47	7
Red Sox Totals	36-36	4.67	90	90	2	0	0	0	564.1	615	313	293	64	34	168	425	18	0

1999 Signed by the Anaheim Angels as a second-round selection in the June draft
 2009 Signed by the Boston Red Sox as a free agent on 12/15

DIVISION SERIES RECORD

YEAR	CLUB	W-L	ERA	G	GS	CG	SHO	SV	IP	H	R	ER	HR	HB	BB	SO	WP	BK
2002	ANA vs. NYY	0-0	0.00	1	0	0	0	0	3.0	3	0	0	0	0	1	3	0	0
2005	LAA vs. NYY	0-0	2.38	2	2	0	0	0	11.1	7	3	3	0	0	9	9	2	0
2007	LAA vs. BOS	0-1	6.00	1	1	0	0	0	6.0	9	4	4	2	0	2	4	1	0
2008	LAA vs. BOS	0-1	2.63	2	2	0	0	0	13.2	11	4	4	1	1	4	6	0	0
2009	LAA vs. BOS	1-0	0.00	1	1	0	0	0	7.1	4	0	0	0	0	1	4	1	0
Division Series Totals	1-2	2.40	7	6	0	0	0	0	41.1	34	11	11	3	1	17	26	4	0

LEAGUE CHAMPIONSHIP SERIES RECORD

YEAR	CLUB	W-L	ERA	G	GS	CG	SHO	SV	IP	H	R	ER	HR	HB	BB	SO	WP	BK
2002	ANA vs. MIN	1-0	0.00	1	1	0	0	0	7.0	3	0	0	0	0	0	7	0	0
2005	LAA vs. CWS	0-1	9.00	1	1	0	0	0	5.0	8	5	5	1	0	1	3	0	0
2009	LAA vs. NYY	0-1	3.65	2	2	0	0	0	12.1	15	7	5	0	0	6	10	0	0
LCS Totals	1-2	3.70	4	4	0	0	0	0	24.1	26	12	10	1	0	7	20	0	0

WORLD SERIES RECORD

YEAR	CLUB	W-L	ERA	G	GS	CG	SHO	SV	IP	H	R	ER	HR	HB	BB	SO	WP	BK
2002	ANA vs. SF	1-0	4.38	3	2	0	0	0	12.1	15	6	6	0	0	5	7	0	0

JOHN LACKEY, CONTINUED

ALL-STAR GAME RECORD

YEAR	CLUB	W-L	ERA	G	GS	CG	SHO	SV	IP	H	R	ER	HR	HB	BB	SO	WP	BK
2007	AL at SF																	

Selected--Did Not Pitch

CAREER FIELDING RECORD

YEAR	CLUB	POS	PCT.	G	GS	PO	A	E	TC	DP
2002	ANAHEIM	P	1.000	18	18	4	16	0	20	2
2003	ANAHEIM	P	.923	33	33	14	22	3	39	2
2004	ANAHEIM	P	1.000	33	32	15	23	0	38	1
2005	LOS ANGELES	P	.909	33	33	5	25	3	33	0
2006	LOS ANGELES	P	1.000	33	33	9	26	0	35	1
2007	LOS ANGELES	P	.959	33	33	22	25	2	49	5
2008	LOS ANGELES	P	.792	24	24	9	10	5	24	3
2009	LOS ANGELES	P	.946	27	27	13	22	2	37	3
2010	BOSTON	P	.935	33	33	22	21	3	46	3
2011	BOSTON	P	.921	28	28	19	16	3	38	4
2012		Did Not Play Due to Injury								
2013	BOSTON	P	.959	29	29	18	29	2	49	0
Career Totals			P .944	324	323	150	235	23	408	24

CAREER BATTING TOTALS

	AVG.	G	AB	R	H	2B	3B	HR	RBI	SH	SF	HB	BB	SO	SB	CS	E
Major League Totals	.093	324	43	2	4	2	0	0	2	3	0	0	0	14	0	0	23

JOHN LACKEY'S 2013 STARTS WITH BOSTON

DATE	SCORE	OPP	DEC	SCORE WHEN LEFT	IP	H	R	ER	BB	K	HR	PIT/STRIKES
4/6	L0-5	at TOR	L	0-2	4.1	5	2	2	1	8	1	77/51
4/28	W6-1	HOU	W	5-1	6.0	5	1	1	2	4	0	81/56
5/4	L1-5	at TEX	L	1-3	5.0	6	3	3	3	4	1	98/61
5/9	L3-5	MIN	L	3-5	7.0	6	5	1	1	8	1	102/74
5/14	L3-5	at TB	L	3-5	4.1	9	5	5	1	3	0	84/55
5/19	W5-1	at MIN	W	3-1	6.0	1	1	0	0	5	0	84/50
5/24	W8-1	CLE	W	8-1	7.0	2	1	0	3	8	0	109/71
5/29	L3-4	at PHI	L	2-3	6.0	6	3	3	3	5	3	98/60
6/5	L2-3	TEX	---	1-1	6.0	5	1	1	0	5	1	108/75
6/10	W10-8 (14)	at TB	---	6-4	5.2	10	4	4	1	2	2	93/61
6/15	W5-4	at BAL	W	5-2	7.0	7	2	2	1	4	0	101/61
6/20	L3-4	at DET	---	3-2	7.0	7	2	2	1	5	0	98/64
6/26	W5-3	COL	W	5-2	7.0	8	2	2	0	12	1	98/73
7/2	W4-1	SD	W	4-1	8.0	6	1	1	1	6	1	103/73
7/7	L0-3	at LAA	L	0-2	7.0	5	2	2	1	9	2	116/69
7/12	W4-2	at OAK	W	4-2	7.0	3	2	2	4	5	1	113/69
7/20	L2-5	NYN	L	0-2	6.1	10	4	4	0	7	0	97/64
7/26	L0-6	at BAL	L	0-5	6.1	9	5	5	1	2	3	105/63
7/31	W5-4 (15)	SEA	---	4-3	7.0	8	3	3	1	6	0	95/71
8/5	L0-2	at HOU	L	0-1	6.0	8	2	2	2	10	0	113/73
8/11	L3-4	at KC	L	3-4	7.0	7	4	4	2	5	1	111/73
8/17	W6-1	NYN	W	5-1	6.2	6	1	1	3	1	0	103/65
8/23	L0-2	at LAD	L	0-2	8.0	3	2	2	0	6	1	97/69
8/28	W4-3	BAL	---	3-3	7.1	7	3	3	1	4	2	92/68
9/2	L0-3	DET	L	0-2	7.1	7	3	3	1	5	0	111/72
9/7	W13-9	at NYN	W	12-6	5.2	8	7	7	3	6	0	105/71
9/13	W8-4	NYN	---	4-2	6.1	7	4	4	0	3	1	82/59
9/19	W3-1	BAL	W	3-1	9.0	2	1	1	2	8	1	113/82
9/24	L3-8	at COL	L	0-4	6.0	6	4	4	1	5	3	87/60

CAREER SINGLE-GAME HIGHS

INNINGS PITCHED	9.0, 13 times, last 9/19/13 vs. BAL
LOW-HIT COMPLETE GAME	1, 7/7/06 for LAA at OAK (9.0 IP)
STRIKEOUTS	12, 2 times, last 6/26/13 vs. COL
HITS ALLOWED	15, 7/10/08 for LAA at TEX
RUNS ALLOWED	10, 9/26/08 for LAA vs. TEX
WALKS ALLOWED	7, 4/21/06 for LAA at OAK
HOME RUNS ALLOWED	3, 6 times, last 9/24/13 at COL
WINNING STREAK	6, 7/9/11-8/12/11
EJECTIONS (3)	5/24/04 for LAA at TOR (HP, J. Reynolds) 5/2/06 for LAA vs. OAK (HP, D. Scott) 5/16/09 for LAA at TEX (HP, B. Davidson)

FULL NAME: Ryan Cole Lavarney
BATS: Right **THROWS:** Right **HEIGHT:** 6-4 **WEIGHT:** 240
AGE: 26
BORN: August 7, 1987 in Burbank, CA
RESIDES: Denver, CO
MAJOR LEAGUE SERVICE: 1 year, 40 days
ACQUIRED: Selected in the sixth round of the June 2008 draft
SIGNED BY: Ray Fagnant (Red Sox)
CONTRACT STATUS: Signed through 2013



2013 HIGHLIGHTS

- Hit .299 (23-for-77) in 25 games over 4 stints with the Red Sox this season, his 3rd consecutive campaign appearing in the majors.
- Appeared in 22 games behind the plate and made 18 starts, all at catcher...Threw out 5 of 30 attempted base stealers (16.7%).
- Hit safely in 15 of his 18 starts and reached base safely in all but 2...Overall hit .294 (20-for-68) as a starter and went 3-for-9 (.333) as a sub, including 1-for-5 as a PH (.200).
- Batted .319 (15-for-47) against right-handed pitching compared to .267 (8-for-30) against lefties.
- Recalled for 1st ML stint of the year on 4/25...Optioned following the 4/27 tilt without appearing in a game.
- Played 3 games (2 starts) with the Sox in his 2nd stint from 5/12-23...Played 16 times (13 starts) in 3rd stretch with the club from 6/18- 8/18.
- After going 0-for-3 in 1st start on 5/14, hit safely in 7 straight starts from 5/15-7/11 (.308, 8-for-26).
- Allowed 4 passed balls in the 1st inning on 8/6 at HOU while catching knuckleballer Steven Wright, tying the modern ML record for a single frame for a 3rd time, all with knuckleballers pitching...The others were NYG's Ray Katt catching Hoyt Wilhelm in the 8th inning on 9/10/1954 vs. CIN, and TEX's Geno Petralli catching Charlie Hough in the 7th inning on 8/22/1987 vs. CWS.
- In that 8/6 game at HOU, hit a 2-run double in the 5th inning to put the Sox ahead for good in a 15-10 win.
- Hit in a career-high 9 straight ML games from 7/29-9/22...Batted .412 (14-for-34) with 3 doubles, a homer, 10 RBI, and 6 runs during the streak.
- Beginning with 9/1 recall for 4th ML stint of the season, went 6-for-17 (.353) with 6 RBI in 6 games.
- Hit 1st ML homer of the year 9/4 vs. DET, his 1st career long ball at Fenway Park and 5th career HR overall.
- Spent majority of 2013 with Triple-A Pawtucket, hitting .250 (45-for-180) with 9 doubles, 3 HR, and 24 RBI.
- Hit safely in 21 of 28 Triple-A games between April and May, batting a combined .301 (31-for-103) with 8 doubles, all 3 homers, and 18 RBI in those months.
- Threw out 18 of 45 attempted base stealers (40.0%) at Triple-A, the 4th-best rate among International League catchers (min. 30 SB attempts).

RYAN LAVARNWAY, CONTINUED

RYAN LAVARNWAY'S CAREER RECORD

YEAR	CLUB	AVG.	G	AB	R	H	2B	3B	HR	RBI	SH	SF	HB	BB	SO	SB	CS	E
2008	Lowell	.211	22	71	10	15	5	0	2	9	0	0	3	8	18	0	0	0
2009	Greenville	.285	106	404	60	115	36	2	21	87	0	6	6	50	113	1	2	6
2010	Salem	.286	82	304	66	87	18	0	14	63	0	3	9	44	62	1	0	3
	Portland	.285	44	158	25	45	9	0	8	39	0	2	4	26	42	0	0	0
2011	Portland	.284	55	208	35	59	5	0	14	38	0	4	2	25	47	0	0	1
	BOSTON	.231	17	39	5	9	2	0	2	8	0	0	0	4	10	0	0	0
	Pawtucket	.295	61	227	40	67	18	0	18	55	0	1	4	32	60	1	1	1
2012	Pawtucket	.295	83	319	52	94	22	0	8	43	0	4	4	40	62	1	0	6
	BOSTON	.157	46	153	11	24	8	0	2	12	0	2	0	11	41	0	0	2
2013	BOSTON	.299	25	77	8	23	7	0	1	14	0	1	2	2	17	0	0	1
	Pawtucket	.250	50	180	23	45	9	0	3	24	0	5	4	25	25	0	0	2
Major League Totals		.208	88	269	24	56	17	0	5	34	0	3	2	17	68	0	0	3
Minor League Totals		.282	503	1871	311	528	122	2	88	358	0	25	36	250	429	4	3	19
Red Sox Totals		.208	88	269	24	56	17	0	5	34	0	3	2	17	68	0	0	3

2008 Signed by the Boston Red Sox as a sixth-round selection in the June draft

ADDITIONAL BATTING STATISTICS

YEAR	CLUB	OBP	SLG	OPS	TB	GDP
2011	BOSTON	.302	.436	.738	17	1
2012	BOSTON	.211	.248	.459	38	4
2013	BOSTON	.329	.429	.758	33	3
Major League Totals		.258	.327	.585	88	8

CAREER FIELDING RECORD

YEAR	CLUB	POS	PCT.	G	GS	PO	A	E	TC	DP
2011	BOSTON	C	1.000	8	2	22	3	0	25	0
2012	BOSTON	C	.990	28	25	183	11	2	196	0
2013	BOSTON	C	.993	22	18	131	8	1	140	4
Career Totals		C	.992	58	45	336	22	3	361	4

CAREER SINGLE-GAME HIGHS

HITS	2, 14 times, last 9/5/13 at NYY
DOUBLES	1, 17 times, last 9/7/13 at NYY
HOME RUNS	2, 9/27/11 at BAL
RBI	4, 2 times, last 9/14/12 at TOR
RUNS SCORED	2, 2 times, last 9/4/13 vs. DET
WALKS	2, 2 times, last 9/8/12 vs. TOR
STRIKEOUTS	3, 3 times, last 8/6/13 at HOU
STOLEN BASES	None
HITTING STREAK	9, 7/29/13-9/22/13
EJECTIONS	None

HOME RUN NOTES

MULTI-HOME RUN GAMES (1)
2-HOME RUN GAMES (1)
9/27/11 at BAL
LEADOFF HOME RUNS (0)
GRAND SLAMS (0)
PINCH-HIT HOME RUNS (0)
EXTRA-INNING HOME RUNS (0)
GAME-ENDING HOME RUNS (0)
INSIDE-THE-PARK HOME RUNS (0)

FULL NAME: Jonathan Tyler Lester
BATS: Left **THROWS:** Left **HEIGHT:** 6-4 **WEIGHT:** 240
AGE: 29
BORN: January 7, 1984 in Tacoma, WA
RESIDES: Sharpsburg, GA
MAJOR LEAGUE SERVICE: 7 years, 75 days
ACQUIRED: Selected in the second round of the June 2002 draft
SIGNED BY: Gary Rajsich (Red Sox)
CONTRACT STATUS: Signed through 2013 (club option for 2014)



2013 HIGHLIGHTS

- 👉 Went 15-8 (.652) with a 3.75 ERA (89 ER/213.1 IP) over 33 starts to lead the Red Sox in wins, games started, innings pitched, strikeouts, and quality starts.
- 👉 Matched his single-season career high in games started (also 2008 and 2012), tied for 4th in the AL and just 1 game shy of the major league leaders.
- 👉 Ranked among AL leaders in wins (T-6th) and winning percentage (9th).
- 👉 Set new single-season career high in innings (previous 210.1 in 2008), the 7th most in the AL (T-12th in MLB).
- 👉 Won 15 games for the 5th time in his career, tied with Pedro Martinez, Luis Tiant, and Mel Parnell as the 3rd-most 15-win seasons as a Red Sox, trailing only Roger Clemens and Cy Young (both with 7).
- 👉 Has collected at least 15 wins in all but 1 season since 2008 (9-14 in 2012)...CC Sabathia is the only other pitcher in the majors to reach the 15-win mark in 5 seasons during that span.
- 👉 Eclipsed 200.0 innings pitched for the 5th time, tied for the 5th most such seasons by a Red Sox and just 1 shy of Mel Parnell's 6 for the most by a Boston left-hander.
- 👉 Finished the season as the all-time Red Sox left-handed leader with 1,237 strikeouts, ranking 5th overall on Boston's all-time list (Cy Young is next with 1,341).
- 👉 Also among Red Sox lefty leaders, ranks 3rd with 100 wins (11th overall, Lefty Grove is next with 105) and 2nd with 220 GS (7th overall, Bill Monbouquette is next with 228).
- 👉 Went 9-1 with a 2.68 ERA (26 ER/87.1 IP) in starts following a Red Sox loss this season...Boston was 11-2 in those contests.
- 👉 Was 6-1 and posted a 2.84 ERA (23 ER/73.0 IP) in 11 day games, the 8th-lowest rate among AL qualifiers...His 6 day wins were tied for the 4th most by an American Leaguer...His .857 winning percentage during the day was 2nd to only Max Scherzer's 1.000 mark (5-0).
- 👉 Was the 1st Red Sox left-handed starter to begin a season 6-0 since Bill Lee in 1978 (6-0).
- 👉 Struck out 5 or more batters in each of his 1st 9 starts of 2013, the longest ever such streak to begin a campaign by a Red Sox left-hander and 1 shy of the longest streak in his career (twice, last 4/7-5/25/11).
- 👉 Allowed 3 runs or fewer and 6 hits or less in each of his 1st 5 starts from 4/1-24, becoming the 1st Sox lefty starter to do it in the club's 1st 21 games of a season in the live ball era (since 1920)...Only 2 other Sox starters overall have done it in that time: Pedro Martinez in 2000 and Roger Clemens in 1991.
- 👉 Gave up his 1st homer of the season on 4/24 vs. OAK, ending a stretch of 5 straight starts without allowing a longball since 10/2/12...His 4-game homerless stretch to start 2013 was a new career high.
- 👉 Threw a 1-hit shutout on 5/10 vs. TOR...It was his 10th career complete game and 3rd career shutout...Had gone 149 starts between shutouts (last 7/3/08 at NYY).
- 👉 Allowed just 1 base runner, the 1st Red Sox to do that in a complete game effort since Josh Beckett tossed a complete game 1-hitter on 6/15/11 at TB...The last Red Sox to do that at Fenway Park was Derek Lowe vs. TB in a 4/27/02 no-hitter (1 BB).
- 👉 Was the 1st Sox left-hander to allow 1 hit or less in a CG since his no-hitter on 5/19/08 vs. KC and was the 1st Red Sox left-hander to allow exactly 1 hit in a CG since Frank Viola on 9/30/92 at TOR...Marked the 1st time since at least 1916 that a Sox lefty held an opponent to 1 hit or none without allowing a walk in a CG.
- 👉 With 5 strikeouts on 5/15 at TB, passed Josh Beckett (1,108 SO) for 5th on the Red Sox all-time list.
- 👉 Appeared in his 200th game on 5/31 at NYY, the 14th Red Sox left-hander to reach that milestone.
- 👉 Tallied his 200th career start on 6/6 vs. TEX, becoming the 3rd Red Sox left-hander and 12th Boston hurler overall to reach that milestone.

- Posted a 2.57 ERA (25 ER/87.2 IP) after the All-Star break, the 6th-best rate in the AL in that time...11 of his 13 outings during that span were quality starts.
- Did not allow a home run in a career-high 9 straight starts from 8/8-9/20...Went 70.1 homerless innings over the streak, surpassing his previous career high of 62.2 IP in 2009.
- Had a quality start in 9 consecutive outings from 8/8-9/20, posting an AL-best 1.80 ERA (13 R/65.0 IP) in that time (5th in the MLB)...The 9-game quality start streak matched his career high from 8/4-9/19/09 which was also the last time any Red Sox had a QS streak that long.
- Struck out a season-high 9 without issuing a walk on 9/3 vs. DET...It was his 2nd career start with 9 or more K's and no walks (also 5/20/10 at MIN).
- Made his 218th career start on 9/14 vs. NYY, passing Bruce Hurst and Tom Brewer for 7th on the Sox all-time list...It also eclipsed Hurst for 2nd-most starts by a Sox left-hander.
- Earned his 100th career win in the game that clinched the AL East Division on 9/20 vs. TOR...Became the 11th pitcher, 3rd left-hander, to win 100 games with the Red Sox...Joined Smoky Joe Wood (100-49), Mel Parnell (100-55), Bob Stanley (100-75), and Roger Clemens (100-47) as the only players to win their 1st 100 career games with Boston...Only Wood, Clemens, and Parnell did it in fewer outings.
- Went unbeaten (4-0) with a 2.55 ERA (12 ER/42.1 IP) in 6 starts against the Blue Jays...His 4 wins vs. TOR matched the most by a Red Sox in a single season since 1977 when the Blue Jays came into existence...Joined Tim Wakefield (2004), Chuck Rainey (1979), and Dennis Eckersley (1978) as the only Boston pitchers to tally 4 wins in a season against the Jays, all going 4-0.

JON LESTER'S CAREER RECORD

YEAR	CLUB	W-L	ERA	G	GS	CG	SHO	SV	IP	H	R	ER	HR	HB	BB	SO	WP	BK
2002	GCL Red Sox	0-1	13.50	1	1	0	0	0	0.2	5	6	1	0	0	1	1	0	0
2003	Augusta	6-9	3.65	24	21	0	0	0	106.0	102	54	43	7	8	44	71	2	0
2004	Sarasota	7-6	4.28	21	20	0	0	0	90.1	82	46	43	2	3	37	97	1	1
	GCL Red Sox	0-0	0.00	1	1	0	0	0	1.0	0	0	0	0	0	2	1	1	0
2005	Portland	11-6	2.61	26	26	3	1	0	148.1	114	52	43	10	4	57	163	10	1
2006	Pawtucket	3-4	2.70	11	11	0	0	0	46.2	43	17	14	5	0	25	43	0	0
	BOSTON	7-2	4.76	15	15	0	0	0	81.1	91	43	43	7	5	43	60	5	0
2007	Pawtucket	4-5	3.89	14	14	2	0	0	71.2	67	32	31	4	3	31	51	4	0
	Portland	1-0	1.50	1	1	0	0	0	6.0	5	1	1	0	0	4	4	0	0
	Greenville	0-0	2.08	3	3	0	0	0	13.0	11	3	3	2	0	2	15	0	0
	BOSTON	4-0	4.57	12	11	0	0	0	63.0	61	33	32	10	1	31	50	1	0
2008	BOSTON	16-6	3.21	33	33	2	2	0	210.1	202	78	75	14	10	66	152	3	1
2009	BOSTON	15-8	3.41	32	32	2	0	0	203.1	186	80	77	20	3	64	225	6	0
2010	BOSTON	19-9	3.25	32	32	2	0	0	208.0	167	81	75	14	10	83	225	6	0
2011	BOSTON	15-9	3.47	31	31	0	0	0	191.2	166	77	74	20	11	75	182	4	0
2012	BOSTON	9-14	4.82	33	33	3	0	0	205.1	216	117	110	25	4	68	166	6	0
2013	BOSTON	15-8	3.75	33	33	1	1	0	213.1	209	94	89	19	7	67	177	5	0
MLB Totals		100-56	3.76	221	220	10	3	0	1376.1	1298	603	575	129	51	497	1237	36	1
Minor League Totals		32-31	3.33	102	98	5	1	0	483.2	429	211	179	30	18	203	446	18	2
Red Sox Totals		100-56	3.76	221	220	10	3	0	1376.1	1298	603	575	129	51	497	1237	36	1

2002 Signed by the Boston Red Sox as a second-round selection (club's 1st pick, 57th overall) in the June draft

DIVISION SERIES RECORD

YEAR	CLUB	W-L	ERA	G	GS	CG	SHO	SV	IP	H	R	ER	HR	HB	BB	SO	WP	BK
2007	BOS vs. LAA								Did Not Play									
2008	BOS vs. LAA	1-0	0.00	2	2	0	0	0	14.0	10	1	0	0	0	3	11	0	0
2009	BOS vs. LAA	0-1	4.50	1	1	0	0	0	6.0	4	3	3	1	0	4	5	0	0
Division Series Totals	1-1	1.35	3	3	0	0	0	0	20.0	14	4	3	1	0	7	16	0	0

LEAGUE CHAMPIONSHIP SERIES RECORD

YEAR	CLUB	W-L	ERA	G	GS	CG	SHO	SV	IP	H	R	ER	HR	HB	BB	SO	WP	BK
2007	BOS vs. CLE	0-0	4.91	2	0	0	0	0	3.2	3	2	2	1	0	1	5	0	0
2008	BOS vs. TB	0-2	4.97	2	2	0	0	0	12.2	14	8	7	3	0	2	15	0	0
LCS Totals		0-2	4.96	4	2	0	0	0	16.1	17	10	9	4	0	3	20	0	0

WORLD SERIES RECORD

YEAR	CLUB	W-L	ERA	G	GS	CG	SHO	SV	IP	H	R	ER	HR	HB	BB	SO	WP	BK
2007	BOS vs. COL	1-0	0.00	1	1	0	0	0	5.2	3	0	0	0	0	3	3	0	0

ALL-STAR GAME RECORD

YEAR	CLUB	W-L	ERA	G	GS	CG	SHO	SV	IP	H	R	ER	HR	HB	BB	SO	WP	BK
2010	AL vs. LAA	0-0	0.00	1	0	0	0	0	1.0	0	0	0	0	0	0	0	0	0
2011	AL at ARI								Selected--Did Not Pitch									
All-Star Game Totals	0-0	0.00	1	0	0	0	0	0	1.0	0	0	0	0	0	0	0	0	0

JON LESTER, CONTINUED

CAREER FIELDING RECORD

YEAR	CLUB	POS	PCT.	G	GS	PO	A	E	TC	DP
2006	BOSTON	P	1.000	15	15	0	11	0	11	0
2007	BOSTON	P	.909	12	11	6	4	1	11	0
2008	BOSTON	P	.952	33	33	19	21	2	42	3
2009	BOSTON	P	.939	32	32	7	24	2	33	1
2010	BOSTON	P	.930	32	32	5	35	3	43	2
2011	BOSTON	P	.966	31	31	9	19	1	29	2
2012	BOSTON	P	.946	33	33	14	21	2	37	3
2013	BOSTON	P	.938	33	33	12	18	2	32	1
Career Totals		P	.945	221	220	72	153	13	238	12

CAREER BATTING TOTALS

	AVG.	G	AB	R	H	2B	3B	HR	RBI	SH	SF	HB	BB	SO	SB	CS	E
Major League Totals	.000	221	31	0	0	0	0	0	1	5	1	0	1	19	0	0	13

JON LESTER'S 2013 STARTS WITH BOSTON

DATE	SCORE	OPP	DEC	SCORE WHEN LEFT	IP	H	R	ER	BB	K	HR	PIT/STRIKES
4/1	W8-2	at NYY	W	4-2	5.0	5	2	2	2	7	0	96/63
4/7	W13-0	at TOR	W	13-0	7.0	5	0	0	0	6	0	100/67
4/13	W2-1 (10)	TB	---	1-1	7.0	5	1	1	1	5	0	100/63
4/18	W6-3	at CLE	W	6-2	7.0	4	2	2	1	5	0	115/72
4/24	W6-5	OAK	W	6-3	5.2	6	3	3	6	5	1	115/74
4/30	L7-9	at TOR	---	7-6	6.0	6	6	5	2	5	1	100/58
5/5	L3-4	at TEX	---	3-3	6.0	5	3	3	3	7	2	115/70
5/10	W5-0	TOR	W	5-0	9.0	1	0	0	0	5	0	118/79
5/15	W9-2	at TB	W	9-2	7.0	8	2	2	0	5	0	107/74
5/20	L4-6	at CWS	L	4-6	6.0	7	6	5	3	2	1	109/70
5/25	W7-4	CLE	---	3-4	7.0	10	4	4	1	8	0	124/81
5/31	L1-4	at NYY	L	1-3	6.1	6	4	4	4	5	0	116/67
6/6	W6-3	TEX	---	2-3	6.0	7	3	3	3	4	2	108/66
6/11	L3-8	at TB	L	3-7	4.2	8	7	7	7	3	3	98/50
6/16	L3-6	at BAL	L	0-5	5.0	9	5	5	0	8	1	106/75
6/21	W10-6	at DET	W	7-5	5.2	9	5	5	3	3	2	102/57
6/27	W7-4	TOR	W	7-2	7.0	5	4	4	3	5	0	95/58
7/3	W2-1	SD	---	1-1	7.0	6	1	1	1	5	0	102/71
7/8	L4-11	at SEA	L	2-3	5.0	9	5	5	2	6	1	112/73
7/13	L0-3	at OAK	L	0-3	6.1	6	3	3	3	4	1	100/63
7/23	W6-2	TB	W	3-2	6.1	7	2	2	0	8	2	96/64
7/28	W5-0	at BAL	W	5-0	7.0	4	0	0	2	8	0	99/65
8/2	L6-7	ARI	---	4-6	4.1	11	6	6	0	6	1	102/67
8/8	L1-5	at KC	L	0-3	7.0	5	3	1	2	4	0	121/76
8/14	L3-4 (10)	at TOR	---	1-3	6.1	6	3	2	2	3	0	114/72
8/19	W7-0	at SF	W	7-0	8.1	6	0	0	2	3	0	115/77
8/24	W4-2	at LAD	W	4-0	7.1	3	1	1	4	6	0	101/64
8/29	L2-3	BAL	L	2-3	6.0	5	3	3	3	4	0	112/67
9/3	W2-1	DET	W	2-1	7.0	8	1	1	0	9	0	111/81
9/8	L3-4	at NYY	---	3-3	8.0	10	3	3	1	6	0	115/77
9/14	W5-1	NYN	W	5-1	8.0	3	1	1	2	5	0	116/80
9/20	W6-3	TOR	W	5-1	7.0	5	1	1	2	8	0	123/82
9/28	L5-6	at BAL	---	3-4	5.0	9	4	4	2	4	1	97/63

LESTER

CAREER SINGLE-GAME HIGHS

INNINGS PITCHED	9.0, 7 times, last 5/10/13 vs. TOR
LOW-HIT COMPLETE GAME	0, 5/19/08 vs. KC (9.0 IP)
STRIKEOUTS	13, 7/24/10 at SEA
HITS ALLOWED	12, 5/20/11 vs. CHC
RUNS ALLOWED	11, 7/22/12 vs. TOR
WALKS ALLOWED	7, 2 times, last 6/11/13 at TB
HOME RUNS ALLOWED	4, 7/22/12 vs. TOR
WINNING STREAK	8, 4/28/10-6/16/10
EJECTIONS	None

FULL NAME: John Joseph McDonald**BATS:** Right **THROWS:** Right **HEIGHT:** 5-9 **WEIGHT:** 180**AGE:** 39**BORN:** September 24, 1974 in New London, CT**RESIDES:** Scituate, MA**MAJOR LEAGUE SERVICE:** 12 years, 118 days**ACQUIRED:** From Philadelphia with cash considerations in exchange for RHP Nefi Ogando**SIGNED BY:** Guy Mader (Indians)**CONTRACT STATUS:** Signed through 2013**2013 HIGHLIGHTS**

- Acquired with cash considerations from PHI in exchange for minor league RHP Nefi Ogando on 8/31 and added to the major league roster on 9/1.
- Made Red Sox debut on 9/4 vs. DET, his 1,000th ML game...Went 2-for-15 (.133) with 2 walks and 3 runs scored in 14 games with the Red Sox after the trade.
- Played for 4 teams in 2013 (PIT, CLE, PHI, BOS), matching the major league single-season record (1st since Jose Bautista in 2004)...In 45 games prior to the trade to BOS, combined to hit .098 (6-for-61) with a double, home run, and 4 RBI between PIT (16 G), CLE (8 G), and PHI (21 G).
- Between PIT, CLE, PHI, and BOS, appeared in 19 games at SS (11 starts), 16 games at 3B (2 starts), and 11 games at 2B (3 starts).
- Both hits with BOS came in a 2-for-2 effort with a walk and a run scored on 9/29 at BAL...Was his 1st multi-hit game since 10/2/12 vs. COL with ARI.
- Became the 21st native of Connecticut to appear in a game for the Red Sox.

JOHN McDONALD'S CAREER RECORD

YEAR	CLUB	AVG.	G	AB	R	H	2B	3B	HR	RBI	SH	SF	HB	BB	SO	SB	CS	E
1996	Watertown	.270	75	278	48	75	11	0	2	26	11	1	5	32	49	11	1	0
1997	Kinston	.259	130	541	77	140	27	3	5	53	7	2	2	51	75	6	5	0
1998	Akron	.230	132	514	68	118	18	2	2	43	11	6	6	43	61	17	6	0
1999	Buffalo	.316	66	237	30	75	12	1	0	25	5	2	2	11	23	6	3	0
	Akron	.296	55	226	31	67	12	0	1	26	2	4	2	19	26	7	3	0
	CLEVELAND	.333	18	21	2	7	0	0	0	0	0	0	0	0	3	0	1	1
2000	Buffalo	.269	75	286	37	77	17	2	1	36	7	6	1	21	29	4	3	0
	Kinston	.333	1	3	0	1	0	0	0	0	0	0	0	0	0	0	0	0
	Mahoning Vy.	.118	5	17	0	2	1	0	0	1	0	0	0	2	3	0	0	0
	CLEVELAND	.444	9	9	0	4	0	0	0	0	0	0	0	0	1	0	0	0
2001	Buffalo	.244	116	410	52	100	17	1	2	33	9	6	6	33	72	17	10	0
	CLEVELAND	.091	17	22	1	2	1	0	0	0	1	0	1	1	7	0	0	1
2002	CLEVELAND	.250	93	264	35	66	11	3	1	12	7	2	5	10	50	3	0	8
2003	Lake County	.000	1	3	0	0	0	0	0	0	0	0	0	0	0	0	0	0
	Mahoning Vy.	.000	1	2	1	0	0	0	0	0	0	0	0	1	0	0	0	0
	CLEVELAND	.215	82	214	21	46	9	1	1	14	4	2	2	11	31	3	3	10
2004	CLEVELAND	.204	66	93	17	19	5	1	2	7	3	0	0	4	11	0	0	5
2005	TORONTO	.290	37	93	8	27	3	0	0	12	3	2	2	6	12	5	0	3
	DETROIT	.260	31	73	10	19	3	1	0	4	0	0	0	5	12	1	1	5
2006	TORONTO	.223	104	260	35	58	7	3	3	23	6	2	2	16	41	7	2	14
2007	TORONTO	.251	123	327	32	82	20	2	1	31	12	1	2	11	48	7	2	9
2008	Dunedin	.364	3	11	2	4	0	0	0	1	0	0	0	1	1	0	0	0
	TORONTO	.210	84	186	21	39	8	0	1	18	7	2	2	10	25	3	1	9
2009	TORONTO	.258	73	151	18	39	7	0	4	13	1	1	2	1	18	0	2	3
2010	TORONTO	.250	63	152	27	38	9	2	6	23	2	3	0	6	26	2	1	5
2011	Dunedin Jays	.250	1	4	0	1	0	0	0	0	0	0	0	0	0	0	0	0
	TORONTO	.250	65	168	19	42	8	1	2	20	3	2	1	8	18	2	4	3
	ARIZONA	.169	19	59	2	10	2	0	0	2	0	0	0	4	9	0	0	1
2012	AZL D-backs	.000	3	8	1	0	0	0	0	1	0	0	1	3	1	0	0	0
	ARIZONA	.249	70	197	16	49	9	0	6	22	2	0	1	12	33	0	1	1
2013	PITTSBURGH	.065	16	31	0	2	1	0	0	1	0	0	1	3	8	0	0	2
	CLEVELAND	.000	8	7	2	0	0	0	0	0	0	0	1	1	0	0	0	1
	Indianapolis	.265	10	34	5	9	1	0	0	1	0	0	1	2	3	1	0	0
	PHILADELPHIA	.174	21	23	5	4	0	0	1	3	1	0	0	1	4	0	0	1
	BOSTON	.250	6	8	1	2	0	0	0	0	0	0	0	1	3	0	0	0
Major League Totals		.235	1005	2358	272	555	103	14	28	205	52	17	21	111	361	33	18	82
Minor League Totals		.260	674	2574	352	669	116	9	13	246	52	27	26	219	343	69	31	0
Red Sox Totals		.250	6	8	1	2	0	0	0	0	0	0	0	1	3	0	0	0

1996	Signed by the Cleveland Indians as a 12th-round selection in the June draft
2004	Acquired by the Toronto Blue Jays in exchange for a player to be named later (RHP Thomas Mastny) on 12/2
2005	Acquired by the Detroit Tigers in exchange for cash considerations on 7/22
2005	Acquired by the Toronto Blue Jays in exchange for cash considerations on 11/10
2009	Re-signed by the Toronto Blue Jays as a free agent on 11/25
2011	Acquired by the Arizona Diamondbacks along with INF Aaron Hill in exchange for INF Kelly Johnson on 8/23
2011	Re-signed by the Arizona Diamondbacks as a free agent on 11/3
2013	Acquired by the Pittsburgh Pirates in exchange for a player to be named later or cash considerations on 3/20
2013	Acquired by the Cleveland Indians in exchange for a player to be named later or cash considerations on 6/10
2013	Acquired by the Philadelphia Phillies on 6/27
2013	Acquired by the Boston Red Sox along with cash considerations in exchange for RHP Nefi Ogando on 8/31

ADDITIONAL BATTING STATISTICS

YEAR	CLUB	OBP	SLG	OPS	TB	GDP
1999	CLEVELAND	.333	.333	.666	7	2
2000	CLEVELAND	.444	.444	.888	4	0
2001	CLEVELAND	.167	.136	.303	3	0
2002	CLEVELAND	.288	.326	.614	86	4
2003	CLEVELAND	.258	.280	.538	60	4
2004	CLEVELAND	.237	.344	.581	32	2
2005	TORONTO	.340	.323	.663	30	3
	DETROIT	.308	.329	.637	24	3
2006	TORONTO	.271	.308	.579	80	8
2007	TORONTO	.279	.333	.612	109	4
2008	TORONTO	.255	.269	.524	50	3
2009	TORONTO	.271	.384	.655	58	1
2010	TORONTO	.273	.454	.727	69	5
2011	TORONTO	.285	.345	.630	58	1
	ARIZONA	.222	.203	.425	12	0
2012	ARIZONA	.295	.386	.681	76	3
2013	PITTSBURGH	.171	.097	.268	3	1
	CLEVELAND	.125	.000	.125	0	0
	PHILADELPHIA	.208	.304	.512	7	3
	BOSTON	.333	.250	.583	2	0
Major League Totals		.274	.327	.601	770	47

DIVISION SERIES RECORD

YEAR	CLUB	AVG.	G	AB	R	H	2B	3B	HR	RBI	SH	SF	HB	BB	SO	SB	CS	E
2011	ARI vs. MIL	.000	2	2	0	0	0	0	0	0	0	0	0	0	0	0	0	0

CAREER SINGLE-GAME HIGHS

HITS	4, 6/14/04 for CLE vs. BAL
DOUBLES	2, 5 times, last 4/14/12 for ARI at COL
HOME RUNS	1, 28 times, last 8/8/13 for PHI vs. CHC
RBI	5, 7/25/06 for TOR at SEA
RUNS SCORED	3, 8/31/10 for TOR at TB
WALKS	2, 4 times, last 9/10/11 for ARI vs. SD
STRIKEOUTS	3, 5 times, last 9/4/12 at SF
STOLEN BASES	2, 4/22/06 for TOR vs. BOS
HITTING STREAK	10, 4/12/07-4/29/07
EJECTIONS	None

HOME RUN NOTES

MULTI-HOME RUN GAMES (0)
LEADOFF HOME RUNS (0)
GRAND SLAMS (1)
7/25/06 at SEA off Emiliano Fruto
PINCH-HIT HOME RUNS (1)
5/28/12 at SF off Barry Zito
EXTRA-INNING HOME RUNS (1)
4/22/11 vs. TB off Adam Russell (11th)
GAME-ENDING HOME RUNS (1)
4/22/11 vs. TB off Adam Russell (11th)
INSIDE-THE-PARK HOME RUNS (0)

JOHN McDONALD, CONTINUED

CAREER FIELDING RECORD

YEAR	CLUB	POS	PCT.	G	GS	PO	A	E	TC	DP
1999	CLEVELAND	2B	1.000	7	1	7	11	0	18	4
		SS	.917	6	1	1	10	1	12	1
2000	CLEVELAND	2B	1.000	2	0	2	2	0	4	0
		SS	1.000	7	0	2	6	0	8	1
2001	CLEVELAND	2B	1.000	3	0	2	2	0	4	1
		3B	1.000	3	0	0	2	0	2	0
		SS	.955	9	3	8	13	1	22	2
2002	CLEVELAND	2B	.986	64	56	94	184	4	282	42
		3B	.882	10	6	4	11	2	17	0
		SS	.973	21	14	31	42	2	75	10
2003	CLEVELAND	2B	.980	37	31	49	95	3	147	27
		3B	.900	23	9	10	17	3	30	2
		SS	.959	27	20	39	54	4	97	17
2004	CLEVELAND	2B	1.000	12	4	10	23	0	33	5
		3B	1.000	9	1	1	12	0	13	0
		SS	.947	30	15	25	65	5	95	16
2005	TORONTO	2B	1.000	5	2	9	7	0	16	3
		DETROIT	1.000	8	3	5	9	0	14	3
		3B	1.000	1	1	2	0	0	2	0
2006	TORONTO	SS	.977	32	25	38	88	3	129	19
		DETROIT	.951	22	17	29	69	5	103	16
		2B	1.000	10	5	11	15	0	26	3
2007	TORONTO	3B	---	2	0	0	0	0	0	0
		SS	.960	90	76	105	231	14	350	57
		3B	.975	15	8	10	29	1	40	5
2008	TORONTO	SS	.982	102	93	148	294	8	450	66
		2B	---	1	0	0	0	0	0	0
		3B	1.000	4	2	0	5	0	5	0
2009	TORONTO	SS	.960	67	52	80	134	9	223	33
		2B	1.000	8	5	8	30	0	38	7
		3B	.909	10	9	3	17	2	22	2
2010	TORONTO	SS	.990	31	19	38	66	1	105	22
		OF	1.000	4	2	3	0	0	3	0
		2B	.988	23	15	32	50	1	83	20
2011	TORONTO	3B	.925	19	12	11	26	3	40	3
		SS	.985	19	11	24	42	1	67	13
		OF	1.000	2	2	2	0	0	2	0
2012	ARIZONA	2B	.988	21	16	24	57	1	82	13
		3B	.983	26	15	18	39	1	58	8
		SS	.986	20	10	21	47	1	69	14
2013	PHILADELPHIA	SS	.988	18	15	28	52	1	81	8
		2B	1.000	4	3	6	10	0	16	2
		3B	1.000	5	1	2	3	0	5	0
2014	PHILADELPHIA	SS	.995	54	47	67	142	1	210	31
		P	---	1	0	0	0	0	0	0
		PITTSBURGH	2B	1.000	4	1	6	0	12	1
2015	PHILADELPHIA	2B	1.000	1	0	1	0	0	1	0
		BOSTON	2B	1.000	6	2	7	0	13	1
		CLEVELAND	3B	.875	8	2	1	6	1	8
2016	PHILADELPHIA	3B	1.000	8	0	3	7	0	10	4
		PITTSBURGH	SS	.933	13	8	9	19	2	30
		PHILADELPHIA	SS	.947	6	3	5	13	1	19
2017	PHILADELPHIA	OF	1.000	1	0	1	0	0	1	0
		Career Totals	P	---	1	0	0	0	0	0
		2B	.989	216	144	273	507	9	789	132
2018	PHILADELPHIA	3B	.948	143	66	65	174	13	252	25
		SS	.972	574	429	698	1387	60	2145	335
		OF	1.000	7	4	6	0	0	6	0

FULL NAME: William Scott Middlebrooks**BATS:** Right **THROWS:** Right **HEIGHT:** 6-3 **WEIGHT:** 220**AGE:** 25**BORN:** September 9, 1988 in Texarkana, TX**RESIDES:** Boston, MA**MAJOR LEAGUE SERVICE:** 1 year, 121 days**ACQUIRED:** Selected in the fifth round of the June 2007 draft**SIGNED BY:** Jim Robinson (Red Sox)**CONTRACT STATUS:** Signed through 2013**2013 HIGHLIGHTS**

- ✦ Appeared in 94 games over 2 stints with the Red Sox, leading the team with 92 games at 3B...Also spent time with Triple-A Pawtucket, including on rehab.
- ✦ Knocked 17 home runs after hitting 15 in his rookie 2012 season...Is 1 of 5 primary 3B in the AL to hit at least 15 homers in each of the last 2 seasons.
- ✦ Is averaging 19.6 AB/HR as a 3B in his career, the 5th-best mark at the position among major leaguers over the last 2 years (min. 400 PA).
- ✦ Of his 79 hits with BOS in 2013, 35 went for extra bases (17 2B, 18 HR).
- ✦ T-2nd in the AL with 2 grand slams (9/4 vs. DET and 9/25 at COL)...Had 2 multi-HR games (3 on 4/7 at TOR and 2 on 9/25 at COL).
- ✦ Had a .192 AVG (39-for-203) with 13 doubles, 9 homers, and 25 RBI in 53 games with BOS to begin the season before being optioned to Triple-A Pawtucket on 6/25...Came back to hit .276 (40-for-125) with 5 doubles, 8 homers, 24 RBI, and 11 walks over 41 games in 2nd stint with BOS following 8/10 recall.
- ✦ Made 1st pro defensive appearances outside of 3B, with 2 games at 2B (0 starts; 8/21 at SF and 8/27 vs. BAL and 1 game at 1B (1 start; 9/21 vs. TOR).
- ✦ Knocked career-high 4 hits, including a career-high 3 home runs, in 6th game of the season on 4/7 at TOR, a 13-0 win...Was his 2nd career-multi-homer game (2 HR, 5/7/12 at KC) and matched a club single-game record for the 26th time, 1st since Dustin Pedroia on 6/24/10 at COL...Was the 21st Red Sox player to hit 3 HR in a game and 3rd 3B to do it, along with Bill Mueller on 7/29/03 at TEX and Jim Tabor on 7/4/39 at PHA in the 2nd game of a doubleheader...At 24 years old, was the 5th-youngest Red Sox to homer 3 times in a game, the youngest since Jim Rice on 8/29/77 vs. OAK (also 24).
- ✦ Also doubled, scored 4 runs, and drove in 4 in that 4/7 3-HR game...His 14 total bases were the most by a major leaguer all season, the most by a Red Sox since Dustin Pedroia's 15 TB on 6/24/10.
- ✦ Laid down 1st ML sacrifice bunt on 5/17 at MIN...Was the 2nd of his professional career and 1st since 2008 pro debut with Single-A Lowell.
- ✦ Missed 1 game on 5/8 vs. MIN after leaving 5/7 contest in the 7th inning due to right side pain.
- ✦ Placed on the 15-day DL on 5/24 due to a lower back strain...Activated on 6/10 after a 5-game rehab stint with Pawtucket from 6/4-9 over which he hit .294 (5-for-17) with 2 homers, 6 RBI, and 4 walks.
- ✦ Set season-highs with an 8-game hit streak (.462, 12-for-26) and 11-game on-base streak (.441, 15-for-34, 7 BB, HBP) immediately following 8/10 recall.
- ✦ Drove in both of BOS' runs in a 2-1 win on 9/3 vs. DET with a 2-run single in the 5th inning off Max Scherzer.
- ✦ Named AL Co-Player of the Week for 9/2-8, along with teammate Mike Napoli...Was his 2nd career weekly honor (also 6/18-24/12)...Hit .464 (13-for-28) with a double, 4 homers, 9 RBI, and 8 runs in 7 games during the week and led MLB in hits, total bases (26), and RBI (tied).
- ✦ Homered in career-high 3 straight games 9/4-6, the 1st Sox 3B to do that since Mike Lowell from 5/8-10/07.
- ✦ Hit a game-tying, 9th-inning homer on 9/8 at NYY off Mariano Rivera, the 30th HR of his career in his 154th ML game...It marked the 4th-fewest ML games to 30 homers by a Red Sox.
- ✦ Was 3-for-5 in a 20-4 win on 9/4 vs. DET...Doubled and hit 2nd career grand slam (also 5/6/12 vs. BAL, his 1st ML home run), finishing with 4 RBI.
- ✦ Totaled 9 RBI over a 6-game stretch from 9/3-8.

FEWEST ML GAMES TO 30 HOME RUNS BY A RED SOX

GM	PLAYER	YEARS
121	Walt Dropo	1949-50
131	Tony Conigliaro	1964-65
144	Ted Williams	1939
154	Will Middlebrooks	2012-13

WILL MIDDLEBROOKS, CONTINUED

- 🔥 Had multiple hits in a career-high 5 straight games from 9/4-8 (.500, 11-for-22), the longest such streak by a starting Red Sox 3B since Bill Mueller's 5-game stretch from 9/6-10/03.
- 🔥 Tied for the team-lead and T-4th in the AL with 6 homers in September (also Mike Napoli and David Ortiz).
- 🔥 Collected a career-high 7 RBI on 9/25 at COL, knocking a 3-run HR and a grand slam...Was 3rd career multi-HR game and 3rd grand slam (both 2nd in 2013)...The 7 RBI tied for the most in a game in the majors this season (6 others including teammate Shane Victorino on 8/27 vs. BAL).
- 🔥 Played 45 games with the PawSox, including rehab, and hit .268 (48-for-179) with 5 doubles, 10 homers, and 35 RBI...Hit safely in his last 8 Triple-A games at .333 (11-for-33) prior to 8/10 recall.
- 🔥 Had a pair of 2-homer games for Pawtucket, on 6/30 and 7/3, both vs. Scranton/Wilkes-Barre (NYY).
- 🔥 Went 4-for-5 with 2 homers, a walk, and a franchise-record-tying 8 RBI on 7/3...Was the most RBI for a PawSox since Freddy Garcia on 7/27/00.
- 🔥 Led the PawSox with 18 RBI in 26 games in July, his only full month in Triple-A.
- 🔥 Had a .967 fielding percentage with Pawtucket (4 E/122 TC), the best mark among IL 3B with at least 35 games at the position.

WILL MIDDLEBROOKS' CAREER RECORD

YEAR	CLUB	AVG.	G	AB	R	H	2B	3B	HR	RBI	SH	SF	HB	BB	SO	SB	CS	E
2008	Lowell	.254	59	209	21	53	17	2	1	21	1	2	2	12	73	10	0	9
2009	Greenville	.262	103	374	53	99	25	3	7	57	0	3	2	48	123	7	4	14
2010	Salem	.275	114	435	69	120	31	2	12	70	0	7	4	35	121	5	3	19
2011	Portland	.302	96	371	54	112	25	1	18	80	0	1	4	21	95	6	0	13
	Lowell	.333	4	12	4	4	1	0	3	6	0	1	0	2	1	1	0	0
	Pawtucket	.161	16	56	4	9	0	0	2	8	0	1	0	3	18	3	1	3
2012	Pawtucket	.333	24	93	18	31	3	1	9	27	0	0	0	7	18	3	1	1
	BOSTON	.288	75	267	34	77	14	0	15	54	0	3	3	13	70	4	1	9
2013	BOSTON	.227	94	348	41	79	18	0	17	49	1	3	2	20	98	3	1	10
	Pawtucket	.268	45	179	25	48	5	0	10	35	0	1	0	16	38	1	0	4
Major League Totals		.254	169	615	75	156	32	0	32	103	1	6	5	33	168	7	2	19
Minor League Totals		.275	461	1729	248	476	107	9	62	304	1	16	12	144	487	36	9	63
Red Sox Totals		.254	169	615	75	156	32	0	32	103	1	6	5	33	168	7	2	19

2007 Signed by the Boston Red Sox as a fifth-round selection in the June draft

ADDITIONAL BATTING STATISTICS

YEAR	CLUB	OBP	SLG	OPS	TB	GDP
2012	BOSTON	.325	.509	.835	136	8
2013	BOSTON	.271	.425	.696	148	13
Major League Totals		.294	.462	.756	284	21

CAREER FIELDING RECORD

YEAR	CLUB	POS	PCT.	G	GS	PO	A	E	TC	DP
2012	BOSTON	3B	.949	72	69	32	134	9	175	13
2013	BOSTON	1B	1.000	1	1	10	1	0	11	0
	BOSTON	2B	1.000	2	0	1	3	0	4	1
	BOSTON	3B	.954	92	90	53	155	10	218	12
Career Totals		1B	1.000	1	1	10	1	0	11	0
		2B	1.000	2	0	1	3	0	4	1
		3B	.952	164	159	85	289	19	393	25

CAREER SINGLE-GAME HIGHS

HITS	4, 4/7/13 at TOR
DOUBLES	2, 2 times, last 5/11/13 vs. TOR
HOME RUNS	3, 4/7/13 at TOR
RBI	7, 9/25/13 at COL
RUNS SCORED	4, 4/7/13 at TOR
WALKS	2, 2 times, last 8/19/13 at SF
STRIKEOUTS	3, 5 times, last 9/14/13 vs. NYY
STOLEN BASES	1, 7 times, last 9/20/13 vs. TOR
HITTING STREAK	9, 7/23/12-8/1/12
EJECTIONS	None

HOME RUN NOTES

MULTI-HOME RUN GAMES (3)
2-HOME RUN GAMES (2)
LAST: 9/25/13 at COL
3-HOME RUN GAMES (1)
4/7/13 at TOR
LEADOFF HOME RUNS (0)
GRAND SLAMS (3)
LAST: 9/25/13 at COL off Roy Oswalt
PINCH-HIT HOME RUNS (1)
8/7/12 vs. TEX off Ryan Dempster
EXTRA-INNING HOME RUNS (0)
GAME-ENDING HOME RUNS (0)
INSIDE-THE-PARK HOME RUNS (0)

FULL NAME: Andrew Mark Miller

BATS: Left **THROWS:** Left **HEIGHT:** 6-7 **WEIGHT:** 210

AGE: 28

BORN: May 21, 1985 in Gainesville, FL

RESIDES: Newberry, FL

MAJOR LEAGUE SERVICE: 5 years, 62 days

ACQUIRED: Signed as a minor league free agent on Dec. 16, 2010

SIGNED BY: Grant Brittain (Tigers)

CONTRACT STATUS: Signed through 2013



2013 HIGHLIGHTS

- Appeared in just 37 games due to a left foot injury suffered in early July.
- Averaged a career-high 14.1 strikeouts per 9.0 IP (48 K/30.2 IP), the 2nd-highest mark among all MLB relievers with at least 30.0 IP behind CIN's Aroldis Chapman (15.83)...His 2.82 K/BB ratio (17 BB) was also a career best for a single season.
- No runs allowed in 29 of 37 appearances.
- Allowed multiple earned runs in only 1 of 37 outings (3 ER in 0.1 IP on 5/12 vs. TOR)...With the exception of that game, posted a 1.78 ERA (6 ER/30.1 IP)...Allowed multiple runs only twice.
- Posted a 2.03 ERA (6 ER/26.2 IP) over his final 30 games of the season after recording a 6.75 ERA (3 ER/4.0 IP) in his 1st 7 appearances.
- Suffered a left foot injury while attempting to back up home plate on 7/6 at LAA...Placed on the 15-day DL on 7/7...Underwent Lis-Franc ligament repair surgery on 7/15...The surgery was performed by Dr. George Theodore in Boston, MA...Transferred to the 60-day DL on 7/12.

ANDREW MILLER'S CAREER RECORD

YEAR	CLUB	W-L	ERA	G	GS	CG	SHO	SV	IP	H	R	ER	HR	HB	BB	SO	WP	BK
2006	Lakeland	0-0	0.00	3	0	0	0	0	5.0	2	0	0	0	1	1	9	1	0
	DETROIT	0-1	6.10	8	0	0	0	0	10.1	8	9	7	0	2	10	6	1	0
2007	Lakeland	1-4	3.48	7	7	2	1	0	41.1	43	21	16	1	3	15	28	1	0
	DETROIT	5-5	5.63	13	13	0	0	0	64.0	73	43	40	8	7	39	56	4	1
	Erie	2-0	0.59	4	4	0	0	0	30.2	22	3	2	2	4	5	24	2	0
	Toledo	0-0	9.00	2	2	0	0	0	6.0	6	6	6	0	0	5	9	1	0
2008	GCL Marlins	0-1	18.00	1	1	0	0	0	1.0	2	2	2	0	0	1	0	0	0
	FLORIDA	6-10	5.87	29	20	0	0	0	107.1	120	78	70	7	4	56	89	4	0
	Jupiter	1-0	0.71	4	2	0	0	0	12.2	10	1	1	1	0	1	11	2	0
	Carolina	0-0	3.18	1	1	0	0	0	5.2	2	2	2	0	1	4	6	0	0
2009	Jacksonville	0-0	1.50	1	1	0	0	0	6.0	5	1	1	0	0	2	5	0	0
	FLORIDA	3-5	4.84	20	14	0	0	0	80.0	85	52	43	7	2	43	59	10	0
	Jupiter	0-0	2.25	1	1	0	0	0	4.0	3	1	1	0	0	1	5	0	0
	New Orleans	1-2	7.71	3	3	0	0	0	11.2	9	10	10	0	1	13	16	1	0
	GCL Marlins	0-0	2.57	2	2	0	0	0	7.0	8	2	2	0	0	4	10	2	1
2010	Jupiter	1-1	1.72	3	3	0	0	0	15.2	8	8	3	0	1	15	23	2	0
	FLORIDA	1-5	8.54	9	7	0	0	0	32.2	51	34	31	6	1	26	28	5	0
	Jacksonville	1-8	6.01	18	18	0	0	0	85.1	98	63	57	6	5	61	66	10	0
2011	Pawtucket	3-3	2.47	13	12	0	0	0	65.2	42	22	18	2	3	35	61	1	0
	BOSTON	6-3	5.54	17	12	0	0	0	65.0	77	43	40	8	3	41	50	2	1
2012	Greenville	0-0	0.00	2	1	0	0	0	2.0	2	0	0	0	1	0	3	0	0
	BOSTON	3-2	3.35	53	0	0	0	0	40.1	28	15	15	3	2	20	51	1	0
	Pawtucket	0-0	5.73	10	0	0	0	1	11.0	4	7	7	1	1	14	23	0	0
2013	BOSTON	1-2	2.64	37	0	0	0	0	30.2	25	12	9	3	2	17	48	2	0
Major League Totals		25-33	5.33	186	66	0	0	0	430.1	467	286	255	42	23	252	387	29	2
Minor League Totals		10-19	3.71	75	58	2	1	1	310.2	266	149	128	13	21	177	299	24	1
Red Sox Totals		10-7	4.24	107	12	0	0	0	136.0	130	70	64	14	7	78	149	5	1

2003 Selected by the Tampa Bay Rays in the third round of the June draft (did not sign)

2006 Signed by the Detroit Tigers as a first-round selection (sixth overall) in the June draft

2007 Acquired by the Florida Marlins with OF Cameron Maybin, RHPs Eulogio De La Cruz, Burke Badenhop and Dallas Trahern, and C Mike Rabelo in exchange for LHP Dontrelle Willis and INF Miguel Cabrera on 12/5

2010 Acquired by the Boston Red Sox in exchange for LHP Dustin Richardson on 11/12

2010 Re-signed by the Boston Red Sox as a minor league free agent on 12/16

ANDREW MILLER, CONTINUED

CAREER FIELDING RECORD

YEAR	CLUB	POS	PCT.	G	GS	PO	A	E	TC	DP
2006	DETROIT	P	1.000	8	0	1	0	0	1	0
2007	DETROIT	P	.833	13	13	2	8	2	12	1
2008	FLORIDA	P	.929	29	20	5	8	1	14	0
2009	FLORIDA	P	.933	20	14	6	8	1	15	1
2010	FLORIDA	P	1.000	9	7	1	4	0	5	0
2011	BOSTON	P	.846	17	12	2	9	2	13	0
2012	BOSTON	P	.750	53	0	1	2	1	4	0
2013	BOSTON	P	.800	37	0	2	2	1	5	0
Career Totals		P	.884	186	66	20	41	8	69	2

CAREER BATTING TOTALS

	AVG.	G	AB	R	H	2B	3B	HR	RBI	SH	SF	HB	BB	SO	SB	CS	E
Major League Totals	.056	186	72	1	4	0	0	0	3	4	0	0	0	36	0	0	8

CAREER SINGLE-GAME HIGHS (IN RELIEF)

INNINGS PITCHED	4.0, 8/28/10 for FLA at ATL
STRIKEOUTS	4, 3 times, last 6/13/13 at BAL
HITS ALLOWED	5, 8/28/10 for FLA at ATL
RUNS ALLOWED	4, 2 times, last 8/25/12 vs. KC
WALKS ALLOWED	3, 4 times, last 8/28/10 for FLA at ATL
HOME RUNS ALLOWED	1, 9 times, last 6/10/13 at TB
EJECTIONS	None



FULL NAME: Franklin Miguel Morales**BATS:** Left **THROWS:** Left **HEIGHT:** 6-1 **WEIGHT:** 210**AGE:** 27**BORN:** January 24, 1986 in San Juan Morros, VZ**RESIDES:** Guarico, VZ**MAJOR LEAGUE SERVICE:** 5 years, 7 days**ACQUIRED:** From Colorado in exchange for a player to be named later or cash considerations on May 19, 2011**SIGNED BY:** Rolando Fernandez and Francisco Cartaya (Rockies)**CONTRACT STATUS:** Signed through 2013

2013 HIGHLIGHTS

- Limited to just 20 games after having 2 stints on the disabled list with 2 different injuries...Began the year on the DL with a low back strain...Also missed time with a left pectoralis strain.
- Placed on the DL on 3/31 (retro to 3/22) with a low back strain...Made 5 rehab appearances for Short-A Lowell, Double-A Portland, and Triple-A Pawtucket, and was 1-1 with a 3.18 ERA (6 ER/17.0 IP) in those appearances.
- Activated from the DL on 5/28...Made Red Sox season debut in a spot start on 5/30 at PHI and earned the win (5.0 IP, 4 H, 2 ER).
- Earned 2nd win in his 3rd appearance of the year on 6/10 in the Sox' 10-8 victory in 14 innings at TB.
- Placed on the 15-day DL with a left pectoralis strain on 6/25 (retro to 6/23)...Made 4 rehab appearances between Pawtucket and Portland and posted a 1.69 ERA (1 ER/5.1 IP) in those games.
- No runs in 15 of his 19 relief appearances...Threw more than 1.0 inning in 6 of his 19 relief appearances.
- Held left-handed batters to a .184 AVG (7-for-38)...Allowed just 2 hits to lefties in their final 17 at-bats (.118 AVG) against him.
- Retired 15 of 19 first batters faced (79%) and stranded 7 of his 10 inherited runners.
- Allowed 8 of his 13 ER in 2 appearances (4 ER on 6/8 vs. LAA, and 4 ER on 6/22 at DET)...Excluding those 2 games, had a 2.01 ERA (5 ER/22.1 IP).
- Posted a 2.08 ERA (3 ER/13.0 IP) with a .217 opp. AVG (10-for-46) over his final 14 games beginning 8/16... Had a 7.30 ERA (10 ER/12.1 IP) over his 1st 6 games (1 start).

FRANKLIN MORALES' CAREER RECORD

YEAR	CLUB	W-L	ERA	G	GS	CG	SHO	SV	IP	H	R	ER	HR	HB	BB	SO	WP	BK
2003	DSL Rockies	9-3	2.18	13	13	0	0	0	78.1	58	24	19	0	3	34	69	7	0
2004	Casper	6-4	7.62	15	15	1	1	0	65.0	92	61	55	8	5	39	82	7	4
2005	Asheville	8-4	3.08	21	15	0	0	1	96.1	73	40	33	6	8	48	108	7	7
2006	Modesto	10-9	3.68	27	26	0	0	0	154.0	126	77	63	9	11	89	179	24	10
2007	Tulsa	3-4	3.48	17	17	1	0	0	95.2	77	41	37	8	8	45	77	6	2
	COLORADO	3-2	3.43	8	8	0	0	0	39.1	34	15	15	2	2	14	26	0	0
	Col. Springs	2-0	3.71	3	3	0	0	0	17.0	20	8	7	1	0	13	16	3	0
2008	Col. Springs	10-5	5.47	21	21	0	0	0	110.1	108	72	67	14	6	82	83	3	5
	COLORADO	1-2	6.39	5	5	0	0	0	25.1	28	18	18	2	1	17	9	1	3
2009	Col. Springs	2-2	3.48	8	8	0	0	0	41.1	39	17	16	4	3	19	37	0	0
	COLORADO	3-2	4.50	40	2	0	0	7	40.0	38	22	20	4	1	23	41	2	0
2010	Col. Springs	3-0	2.67	24	0	0	0	1	30.1	20	9	9	3	2	19	34	3	0
	COLORADO	0-4	6.28	35	0	0	0	3	28.2	28	22	20	5	3	24	27	3	2
2011	Pawtucket	0-0	1.42	6	0	0	0	0	6.1	3	3	1	1	1	3	6	0	0
	COLORADO	0-1	3.86	14	0	0	0	0	14.0	10	6	6	2	0	8	11	1	0
	BOSTON	1-1	3.62	36	0	0	0	0	32.1	30	15	13	4	2	11	31	1	1
2012	BOSTON	3-4	3.77	37	9	0	0	1	76.1	64	38	32	11	6	30	76	3	5
2013	BOSTON	2-2	4.62	20	1	0	0	0	25.1	24	13	13	2	3	15	21	3	0
	Greenville	0-0	0.00	1	1	0	0	0	3.0	1	0	0	0	0	2	1	0	0
	Portland	1-0	1.13	3	2	0	0	0	8.0	10	2	1	0	0	2	7	0	0
	Pawtucket	0-1	4.76	5	2	0	0	0	11.1	5	6	6	3	0	3	12	0	0
Major League Totals		13-18	4.38	195	25	0	0	11	281.1	256	149	137	32	18	142	242	14	11
Minor League Totals		54-32	3.98	164	123	2	1	2	717.0	632	360	314	57	47	398	711	60	28
Red Sox Totals		6-7	3.90	93	10	0	0	1	134.0	118	66	58	17	11	56	128	7	6

2002 Signed by the Colorado Rockies as an international free agent on 11/13

2011 Acquired by the Boston Red Sox in exchange for a player to be named later or cash considerations on 5/19

FRANKLIN MORALES, CONTINUED

DIVISION SERIES RECORD

YEAR	CLUB	W-L	ERA	G	GS	CG	SHO	SV	IP	H	R	ER	HR	HB	BB	SO	WP	BK
2007	COL vs. PHI	0-0	9.00	1	1	0	0	0	3.0	3	3	3	1	1	2	3	0	0
2009	COL vs. PHI	0-0	0.00	4	0	0	0	0	2.2	0	0	0	0	0	3	1	0	0
Division Series Totals		0-0	4.76	5	1	0	0	0	5.2	3	3	3	1	1	5	4	0	0

LEAGUE CHAMPIONSHIP SERIES RECORD

YEAR	CLUB	W-L	ERA	G	GS	CG	SHO	SV	IP	H	R	ER	HR	HB	BB	SO	WP	BK
2007	COL vs. ARI	0-0	2.25	1	1	0	0	0	4.0	5	1	1	0	1	1	2	0	0

WORLD SERIES RECORD

YEAR	CLUB	W-L	ERA	G	GS	CG	SHO	SV	IP	H	R	ER	HR	HB	BB	SO	WP	BK
2007	COL vs. BOS	0-0	21.00	2	0	0	0	0	3.0	7	7	7	0	0	1	1	0	1

CAREER FIELDING RECORD

YEAR	CLUB	POS	PCT.	G	GS	PO	A	E	TC	DP
2007	COLORADO	P	1.000	8	8	0	11	0	11	1
2008	COLORADO	P	1.000	5	5	1	4	0	5	0
2009	COLORADO	P	1.000	40	2	2	4	0	6	0
2010	COLORADO	P	1.000	35	0	0	1	0	1	0
2011	COLORADO	P	1.000	14	0	1	3	0	4	0
	BOSTON	P	1.000	36	0	0	5	0	5	0
2012	BOSTON	P	.917	37	9	5	6	1	12	0
2013	BOSTON	P	1.000	20	1	1	4	0	5	0
Career Totals			P .980	195	25	10	38	1	49	1

CAREER BATTING TOTALS

	AVG.	G	AB	R	H	2B	3B	HR	RBI	SH	SF	HB	BB	SO	SB	CS	E
Major League Totals	.250	195	32	2	8	0	0	0	2	2	0	0	1	12	0	0	1

CAREER SINGLE-GAME HIGHS (IN RELIEF)

INNINGS PITCHED	4.1, 6/3/12 at TOR
STRIKEOUTS	4, 3 times, last 6/22/13 at DET
HITS ALLOWED	5, 3 times, last 6/22/13 at DET
RUNS ALLOWED	5, 10/3/09 for COL at LAD
WALKS ALLOWED	4, 6/8/13 vs. LAA
HOME RUNS ALLOWED	1, 15 times, last 6/22/13 at DET
EJECTIONS	None

FULL NAME: Michael Anthony Napoli
BATS: Right **THROWS:** Right **HEIGHT:** 6-0 **WEIGHT:** 220
AGE: 31
BORN: October 31, 1981 in Hollywood, FL
RESIDES: Pembroke Pines, FL
MAJOR LEAGUE SERVICE: 7 years, 151 days
ACQUIRED: Signed as a free agent on January 22, 2013
SIGNED BY: Todd Claus (Angels)
CONTRACT STATUS: Signed through 2013



2013 HIGHLIGHTS

- 🔥 In 1st season with the Sox, set career highs in RBI (92), hits (129), doubles (38), extra-base hits (63), runs (79), walks (73), and at-bats (498)...Matched career high for triples (2).
- 🔥 Finished 2nd on the club in home runs (23), RBI, SLG (.482), and OPS (.842).
- 🔥 Played in 139 games, 2nd most in his career after 140 in 2010 with LAA.
- 🔥 Will be playing in the postseason for the 6th time in the last 7 years...The only other players to make that claim are Shane Victorino, Nick Swisher, and CC Sabathia.
- 🔥 His 92 RBI ranked T-11th in the AL...Placed 6th with an AVG of 5.41 AB/RBI.
- 🔥 Tallied 6 games with at least 4 RBI, tied for the MLB lead (also Chris Davis and Alfonso Soriano)...Were the most by a Red Sox since Mike Lowell in 2007 (6).
- 🔥 Had multiple XBH on 15 occasions, 1 shy of Chris Davis' ML-leading 16, and the most by a Red Sox since Kevin Youkilis in 2008 (15).
- 🔥 Led BOS with 3 multi-homer games, hitting 2 long balls each on 5/1 at TOR, 7/21 vs. NYY, and 9/7 at NYY.
- 🔥 Tied for MLB lead with 20 RBI and T-2nd with 7 homers against the Yankees...Jimmie Foxx (8 in 1936) is the only Red Sox to have more roundtrippers in a season vs. NYY.
- 🔥 Recorded 6th straight season with at least 20 homers, 1 of 11 major leaguers with at least 20 HR in every season beginning in 2008.
- 🔥 Has averaged 15.95 at-bats per home run over the last 6 seasons, the 3rd-best rate in the AL behind Jose Bautista (13.44) and Miguel Cabrera (15.52), and has the 6th-best SLG (.513).
- 🔥 Led the majors with a career-high 4.58 pitches seen per plate appearances, the highest mark by a Red Sox in the last 25 years beginning in 1988 (as far back as data is available)...It is the 3rd-highest mark for any ML qualifier in the last 25 years after Brett Gardner in 2010 (4.61) and Rickey Henderson in 1994 (4.60).
- 🔥 Improved career pitches per PA ratio to 4.32, 2nd among active players with at least 1,500 PA behind Jayson Werth (4.42).
- 🔥 His 73 walks T-2nd on the team (with Dustin Pedroia) behind David Ortiz's 76...His 187 strikeouts set a club single-season record, passing Mark Bellhorn in 2004 (177).
- 🔥 Went 11-for-24 (.458) with 4 doubles, 3 grand slams, 1 walk, and 31 RBI with the bases loaded...His 31 bases-loaded RBI led the majors and were the most by a Red Sox since Vern Stephens had 32 in 1950.
- 🔥 His 3 grand slams – 4/22 vs. OAK, 6/1 at NYY, and 9/6 at NYY – led the AL and tied for the MLB lead, falling 1 shy of the club single-season record (Babe Ruth, 4 in 1919)...Were the most grand slams by a Red Sox in a season since Manny Ramirez hit 3 in 2005.
- 🔥 Was the 1st ever Red Sox to hit 2 slams in the Bronx and just the 3rd player in ML history with 2 slams against the Yankees in a season, along with PHA's Bob Johnson in 1935 (also both in NYY) and BOS' Jimmie Foxx in 1938 (1 in BOS, 1 at NYY).
- 🔥 Set club records for the month of April with 13 doubles and 18 extra-base hits.
- 🔥 Twice named AL Co-Player of the Week, from 4/15-21 with teammate Andrew Bailey, and 9/2-8 (with teammate Will Middlebrooks)...Were his 1st career weekly honors.
- 🔥 Defensively, played exclusively at 1B after catching at least 60 games every season from 2006-12...According to Fangraphs, led major league 1B with a 9.7 Ultimate Zone Rating and topped the AL with 10 defensive runs saved at the position.

2013 RBI LEADERS WITH THE BASES LOADED

RBI	PLAYER	TEAM
31	Mike Napoli	BOS
26	Jay Bruce	CIN
24	Justin Morneau	MIN-PIT
24	Brandon Phillips	CIN
22	Hunter Pence	SF

MIKE NAPOLI, CONTINUED

- 🔥 On 4/1 at NYY, made 5th career Opening Day start, his 3rd straight at 1B (also 2011-12 with TEX)...Was the 1st Red Sox to debut for the club as the starting cleanup hitter on Opening Day since Manny Ramirez in 2001.
- 🔥 Had a 5-game streak from 4/14-18 with an extra-base hit and an RBI (5 2B, 3B, 9 RBI)...Tied the longest such streak of his career for the 3rd time, 1st since 4/15-21/12 with TEX.
- 🔥 Hit .345 (10-for-29) with 5 doubles, a triple, a home run, and a ML-leading 10 RBI in 7 games from 4/15-21 to earn AL Co-Player of the Week Award.
- 🔥 Became the 2nd Red Sox with 25 RBI prior to the team's 20th game of a season in the last 70 years (also Mo Vaughn in 1995)...Was the 1st Red Sox with both 25 RBI and 14 XBH (9 2B, 3B, 4 HR) before the club's 20th since RBI became an official stat in 1920.
- 🔥 Totaled 22 XBH and 31 RBI in the club's 1st 28 games, just the 2nd major leaguer to do that since 1990 (Alex Rodriguez in 2007).
- 🔥 Drove in a season-high 5 runs on 4/22 vs. OAK, going 2-for-4 with a double and his 1st grand slam since 7/8/11 for TEX vs. OAK.
- 🔥 Had a season-high 8-game hit streak from 5/18-27, over which he went 8-for-27 (.296) with 9 walks.
- 🔥 Had a 15-game on-base streak from 5/29-6/18 (14 H, 8 BB, HBP), 1 shy of a career-long stretch done twice before, last 7/14-8/5/11 with TEX.
- 🔥 On 7/21 vs. NYY, had 2 homers, including an 11th-inning walk-off shot off Adam Warren...Became the 1st Red Sox since Vern Stephens on 5/30/51 with 2 home runs, including a walk-off shot, in a game against the Yankees...It was his 2nd career walk-off homer, also 9/12/08 for LAA vs. SEA, and his 5th career walk-off RBI (2nd in 2013, also 4/15 vs. TB).
- 🔥 Snapped and 0-for-16 slide with a game-tying, 2-run shot in the 9th inning on 8/14 at TOR...His 1.144 OPS from that day through the end of the season topped all major leaguers with at least 100 PA.
- 🔥 Limited to 7 starts in a 15-game stretch from 8/15-9/1 and played in only 3 of the club's last 7 games to end the season.
- 🔥 Led MLB in September in OPS (1.227), SLG (.733), and OBP (.494)...T-4th in the AL with 6 HR in the month... Hit at .333 clip (20-for-60) in 20 games in September.
- 🔥 Again named AL Co-Player of the Week for 9/2-8...Hit .476 (10-for-21) with 2 doubles, 4 homers, 9 RBI, and 7 runs in 7 games during the week...Led MLB in AVG, SLG (1.143), OPS (1.720), and RBI (tied), and ranked 2nd in total bases (24)...Topped the AL in OBP (.577).
- 🔥 Ejected for 1st time in his career on 9/15 by home plate umpire Ron Kulpa after striking out in the 6th inning.

MIKE NAPOLI'S CAREER RECORD

YEAR	CLUB	AVG.	G	AB	R	H	2B	3B	HR	RBI	SH	SF	HB	BB	SO	SB	CS	E
2000	Butte	.231	10	26	3	6	2	0	0	3	1	1	0	8	8	1	0	3
2001	Rancho Cucu.	.200	7	20	3	4	0	0	1	4	0	0	0	8	11	0	0	1
	Cedar Rapids	.232	43	155	23	36	10	1	5	18	1	1	2	24	54	3	2	1
2002	Cedar Rapids	.251	106	362	57	91	19	1	10	50	0	6	4	62	104	6	5	7
2003	Rancho Cucu.	.267	47	165	28	44	10	1	4	26	0	3	4	23	32	5	0	2
2004	Rancho Cucu.	.282	132	482	94	136	29	4	29	118	1	8	5	88	166	9	5	12
2005	Arkansas	.237	131	439	96	104	22	2	31	99	0	5	9	88	140	12	4	14
2006	Salt Lake	.244	21	78	12	19	6	0	3	10	0	0	4	8	29	1	1	1
	LA ANGELS	.228	99	268	47	61	13	0	16	42	0	1	5	51	90	2	3	8
2007	LA ANGELS	.247	75	219	40	54	11	1	10	34	1	5	5	33	63	5	2	7
2008	Rancho Cucu.	.571	5	14	3	8	3	0	1	4	0	1	0	2	2	0	0	0
	LA ANGELS	.273	78	227	39	62	9	1	20	49	1	6	5	35	70	7	3	3
2009	LA ANGELS	.272	114	382	60	104	22	1	20	56	0	3	7	40	103	3	3	8
2010	LA ANGELS	.238	140	453	60	108	24	1	26	68	0	4	11	42	137	4	2	12
2011	Round Rock	.267	4	15	3	4	1	0	3	9	0	1	0	2	4	0	0	0
	TEXAS	.320	113	369	72	118	25	0	30	75	0	2	3	58	85	4	2	3
2012	TEXAS	.227	108	352	53	80	9	2	24	56	0	2	7	56	125	1	0	7
2013	BOSTON	.259	139	498	79	129	38	2	23	92	0	1	6	73	187	1	1	6
Major League Totals		.259	866	2768	450	716	151	8	169	472	2	24	49	388	860	27	16	54
Minor League Totals		.257	506	1756	322	452	102	9	87	341	3	26	28	313	550	37	17	41
Red Sox Totals		.259	139	498	79	129	38	2	23	92	0	1	6	73	187	1	1	6

- 2000 Signed by the Anaheim Angels as a 17th-round selection in the June draft
- 2011 Acquired by the Toronto Blue Jays with OF Juan Rivera in exchange for OF Vernon Wells on 1/21
- 2011 Acquired by the Texas Rangers in exchange for RHP Frank Francisco and cash considerations on 1/25
- 2012 Signed by the Boston Red Sox as a free agent on 1/22

ADDITIONAL BATTING STATISTICS

YEAR	CLUB	OBP	SLG	OPS	TB	GDP
2006	LA ANGELS	.360	.455	.815	122	2
2007	LA ANGELS	.351	.443	.794	97	5
2008	LA ANGELS	.374	.586	.960	133	3
2009	LA ANGELS	.350	.492	.842	188	6
2010	LA ANGELS	.316	.468	.784	212	15
2011	TEXAS	.414	.631	1.046	233	10
2012	TEXAS	.343	.469	.812	165	9
2013	BOSTON	.360	.482	.842	240	15
Major League Totals		.357	.502	.859	1390	65

WILD CARD RECORD

YEAR	CLUB	AVG.	G	AB	R	H	2B	3B	HR	RBI	SH	SF	HB	BB	SO	SB	CS	E
2012	TEX vs. BAL	.000	1	3	0	0	0	0	0	0	0	0	0	1	2	0	0	0

DIVISION SERIES RECORD

YEAR	CLUB	AVG.	G	AB	R	H	2B	3B	HR	RBI	SH	SF	HB	BB	SO	SB	CS	E
2007	LAA vs. BOS	.167	3	6	0	1	0	0	0	0	0	0	0	0	3	0	0	0
2008	LAA vs. BOS	.250	4	12	3	3	0	0	2	4	0	0	1	2	3	0	0	0
2009	LAA vs. BOS	.250	2	4	1	1	1	0	0	0	0	0	2	0	1	0	0	0
2011	TEX vs. TB	.357	4	14	3	5	0	0	1	4	0	0	0	1	5	1	0	0
Division Series Totals		.278	13	36	7	10	1	0	3	8	0	0	3	3	12	1	0	0

LEAGUE CHAMPIONSHIP SERIES RECORD

YEAR	CLUB	AVG.	G	AB	R	H	2B	3B	HR	RBI	SH	SF	HB	BB	SO	SB	CS	E
2009	LAA vs. NYY	.111	5	9	0	1	0	0	0	0	0	0	0	0	3	0	0	0
2011	TEX vs. DET	.292	6	24	6	7	0	0	0	1	0	0	0	3	4	0	0	0
LCS Totals		.242	11	33	6	8	0	0	0	1	0	0	0	3	7	0	0	0

WORLD SERIES RECORD

YEAR	CLUB	AVG.	G	AB	R	H	2B	3B	HR	RBI	SH	SF	HB	BB	SO	SB	CS	E
2011	TEX vs. STL	.350	7	20	2	7	1	0	2	10	0	2	0	6	4	0	0	1

ALL-STAR GAME RECORD

YEAR	CLUB	AVG.	G	AB	R	H	2B	3B	HR	RBI	SH	SF	HB	BB	SO	SB	CS	E
2012	AL at KC	.500	1	2	0	1	0	0	0	0	0	0	0	0	1	0	0	0

CAREER FIELDING RECORD

YEAR	CLUB	POS	PCT.	G	GS	PO	A	E	TC	DP
2006	LA ANGELS	C	.987	94	77	575	48	8	631	2
2007	LA ANGELS	C	.986	75	68	460	32	7	499	2
2008	LA ANGELS	C	.994	75	71	469	21	3	493	3
2009	LA ANGELS	C	.986	96	84	526	48	8	582	7
2010	LA ANGELS	C	.986	66	59	405	32	6	443	4
2011	TEXAS	1B	.989	70	67	502	44	6	552	33
		C	.996	61	57	431	25	2	458	4
2012	TEXAS	1B	.996	35	27	223	19	1	243	21
		C	.993	72	69	511	37	4	552	1
2013	BOSTON	1B	.984	28	24	174	15	3	192	13
		1B	.994	131	123	976	87	6	1069	96
Career Totals		C	.990	539	485	3377	243	38	3658	23
		1B	.992	264	241	1875	165	16	2056	163

CAREER SINGLE-GAME HIGHS

HITS 4, 6 times, last 9/7/11 for TEX at TB
DOUBLES 2, 10 times, last 7/28/13 at BAL
HOME RUNS 2, 13 times, last 9/7/13 at NYY
RBI 6, 2 times, last 9/30/12 for TEX vs. LAA (G2)
RUNS SCORED 3, 13 times, last 9/6/13 at NYY
WALKS 3, 14 times, last 8/3/13 vs. ARI
STRIKEOUTS 4, 4 times, last 6/29/13 vs. TOR
STOLEN BASES 1, 27 times, last 6/12/13 at TB
HITTING STREAK 14, 5/8/07-5/28/07
EJECTIONS (1) 9/15/13 vs. NYY (HP, R. Kulp)

HOME RUN NOTES

MULTI-HOME RUN GAMES (13)
2-HOME RUN GAMES (13)
 Last: 9/7/13 at NYY
LEADOFF HOME RUNS (0)
GRAND SLAMS (6)
 Last: 9/6/13 at NYY off Boone Logan
PINCH-HIT HOME RUNS (0)
EXTRA-INNING HOME RUNS (1)
 7/21/13 vs. NYY off Adam Warren
GAME-ENDING HOME RUNS (2)
 Last: 7/21/13 vs. NYY off Adam Warren
INSIDE-THE-PARK HOME RUNS (0)

FULL NAME: Daniel Nava
BATS: Switch **THROWS:** Left **HEIGHT:** 5-11 **WEIGHT:** 200
AGE: 30
BORN: February 22, 1983 in Redwood City, CA
RESIDES: Phoenix, AZ
MAJOR LEAGUE SERVICE: 2 years, 66 days
ACQUIRED: Signed as a minor league free agent on Jan. 17, 2008
SIGNED BY: Jared Porter (Red Sox)
CONTRACT STATUS: Signed through 2013



2013 HIGHLIGHTS

- 🔥 Reached safely in 105 of a career-high 134 games in his 1st full major league season.
- 🔥 Appeared in 69 games in RF (51 starts) and 63 in LF (56 starts)...Made only career ML appearance in CF with a start there on 7/8 at SEA...Also played 19 games at 1B (8 starts), his 1st pro action at the position.
- 🔥 Ranked 8th in the AL with a .303 AVG (139-for-458)...Hit at a .322 clip (109-for-339) vs. right-handed pitchers, the 7th-best mark in the AL.
- 🔥 Finished 2nd on the team and 5th in the AL with a .385 OBP, the 2nd-best mark among primary AL outfielders behind LAA's Mike Trout (.432)...His .831 OPS ranked 3rd among primary AL outfielders behind Trout (.988) and TOR's Jose Bautista (.856).
- 🔥 Among ML switch-hitters, ranked 1st in OBP, 2nd in OPS, T-5th in runs scored (77), and T-9th in RBI (66).
- 🔥 Placed 2nd in the AL with 15 HBP and T-5th with 8 sacrifice flies.
- 🔥 Reached safely in 86% of his starts (104 of 121), including a career-high streak of 41 consecutive starts reaching base from 6/22-9/6 (.356 AVG/.439 OBP, 53-for-149, 16 BB, 7 HBP)...It was the 2nd-longest such streak in the AL in 2013 after Miguel Cabrera's 44 starts from 5/14-6/30, the longest by a Red Sox since Kevin Youkilis' 44-start streak, 7/12-9/10/08, and the longest by a Sox switch-hitter since at least 1916.
- 🔥 10 of his 12 homers came off right-handed pitching...Had a .367 clip (36-for-98) vs. righties beginning on 8/1.
- 🔥 Led majors (min. 150 PA) with a .356 AVG (47-for-132) and 2nd in the AL with a .427 OBP from 8/1 through the end of the season...Had 14 doubles, 2 homers, 14 RBI, and 13 walks in 40 games over the stretch.
- 🔥 Collected a season/career-high 4 hits on 4 occasions (6/1 at NYY, 7/6 at LAA, 9/15 vs. NYY, 9/28 at BAL), tied for most 4-hit games on the team (also David Ortiz) and T-3rd most games with at least 4 hits in the AL.
- 🔥 5 of his 12 homers gave the Red Sox a lead...Went deep in a career-high 3 straight games from 4/7-10.
- 🔥 Hit the deciding 3-run shot in the 7th inning in the home opener on 4/8 vs. BAL and went deep again with a go-ahead solo homer in the 6th inning on 4/10 vs. BAL...Was the 1st Red Sox to homer in the 1st 2 home games of a season since David Ortiz in 2006 (1st 3 games)...Became the 1st Red Sox with go-ahead home runs in the 6th inning or later on consecutive days since Johnny Damon on 7/25-26/05.
- 🔥 Reached in his 1st 8 games to start the season.
- 🔥 Drove in multiple runs in a career-high 3 straight games from 4/17-20, with 7 total RBI in that stretch.
- 🔥 Reached in all 4 plate appearances on 5/23 vs. CLE, going 2-for-2 with 2 walks.
- 🔥 Knocked the deciding 3-run shot with 2 out in the 8th inning on 4/20 vs. KC to give the Sox a 4-2 lead in an eventual 4-3 victory...Was the Sox 1st home game following the tragic events at the Boston Marathon.
- 🔥 Led off 8 times, including in 5 straight games from 5/31-6/5 (.364 AVG, 8-for-22)...Scored career-high 4 runs 6/4 vs. TEX after a 3-for-4 effort (2 2B, RBI, BB, SF).
- 🔥 Drove in game-winning run in both Sox wins during a June set at TB...Had a 2-run HR for BOS' only runs in a 2-1 win on 6/12...Hit a go-ahead, 14th-inning single on 6/10, 1st career go-ahead hit in 9th inning or later.
- 🔥 Had 3 season-long hit streaks of 7 games, from 4/3-13 (.391 AVG, .9-for-23), 6/8-13 (.313 AVG, 10-for-32), and 7/5-11 (.375 AVG, 12-for-32)...They matched the longest single-season hit streak of his career (5 times overall).
- 🔥 Drove in the game-winning run in the top of the 10th inning on 7/11 at SEA with a single off Tom Wilhelmssen.

MLB ON-BASE STREAKS AS A STARTER IN 2013

PLAYER	TEAM	GAMES	DATES
Michael Cuddyer	COL	45	4/23-6/30
Miguel Cabrera	DET	44	5/14-6/30
Daniel Nava	BOS	41	6/22-9/6
Mike Trout	LAA	40	7/3-8/18

- ⚡ Batted at a .396 clip in August (19-for-48), the 3rd-best mark in the majors in the month (2nd in AL).
- ⚡ Hit a 2-run homer in the 6th inning on 9/4 vs. DET, his 1st long ball since 6/18 vs. TB (G2)...Ended a 49-game and 160-AB homerless drought, the 2nd-longest of his career (60 G/171 AB, 6/23/10-5/14/12).

DANIEL NAVA'S CAREER RECORD

YEAR	CLUB	AVG.	G	AB	R	H	2B	3B	HR	RBI	SH	SF	HB	BB	SO	SB	CS	E
2007	Chico	.371	72	256	70	95	23	3	12	59	0	4	6	48	42	18	2	5
2008	Lancaster	.341	85	323	54	110	27	1	10	59	2	4	7	43	70	4	3	5
2009	Salem	.339	29	109	18	37	12	1	1	13	1	1	1	18	21	0	2	2
	Portland	.364	32	118	25	43	10	1	4	23	0	0	1	25	12	0	0	2
2010	Pawtucket	.289	77	284	41	82	16	1	10	48	0	2	11	28	64	4	2	1
	BOSTON	.242	60	161	23	39	14	1	1	26	0	0	8	19	46	1	1	0
2011	Pawtucket	.268	121	441	69	118	27	2	10	48	1	4	6	70	88	10	3	1
2012	Pawtucket	.313	29	99	20	31	7	1	4	18	0	1	4	16	15	1	1	0
	BOSTON	.243	88	267	38	65	21	0	6	33	2	2	9	37	63	3	0	2
2013	BOSTON	.303	134	458	77	139	29	0	12	66	4	8	15	51	93	0	2	4
Major League Totals		.274	282	886	138	243	64	1	19	125	6	10	32	107	202	4	3	6
Minor League Totals		.306	373	1374	227	421	99	7	39	209	4	12	30	200	270	19	11	11

2008 Signed by the Boston Red Sox as a non-drafted free agent on 1/17

ADDITIONAL BATTING STATISTICS

YEAR	CLUB	OBP	SLG	OPS	TB	GDP
2010	BOSTON	.351	.360	.711	58	5
2012	BOSTON	.352	.390	.742	104	5
2013	BOSTON	.385	.445	.830	204	10
Major League Totals		.369	.413	.782	366	20

CAREER FIELDING RECORD

YEAR	CLUB	POS	PCT.	G	GS	PO	A	E	TC	DP
2010	BOSTON	OF	1.000	54	44	65	2	0	67	0
2012	BOSTON	OF	.983	79	68	111	5	2	118	0
2013	BOSTON	1B	.986	19	8	63	6	1	70	5
	BOSTON	OF	.984	120	108	181	5	3	189	0
Career Totals		1B	.986	19	8	63	6	1	70	5
		OF	.987	253	220	357	12	5	374	0

CAREER SINGLE-GAME HIGHS

HITS 4, 6 times, last 9/28/13 at BAL
DOUBLES 3, 6/1/12 at TOR
HOME RUNS 1, 19 times, last 9/27/13 at BAL
RBI 4, 2 times, last 6/1/13 at NYY
RUNS SCORED 4, 6/4/13 vs. TEX
WALKS 2, 19 times, last 9/6/13 at NYY
STRIKEOUTS 4, 4/16/13 at CLE
STOLEN BASES 1, 4 times, last 6/17/12 at CHC
HITTING STREAK 8, 10/3/12-4/13/13
EJECTIONS None

HOME RUN NOTES

MULTI-HOME RUN GAMES (0)
LEADOFF HOME RUNS (0)
GRAND SLAMS (1)
 6/12/10 vs. PHI off Joe Blanton
PINCH-HIT HOME RUNS (0)
EXTRA-INNING HOME RUNS (0)
GAME-ENDING HOME RUNS (0)
INSIDE-THE-PARK HOME RUNS (0)

FULL NAME: David Americo Ortiz

BATS: Left **THROWS:** Left **HEIGHT:** 6-4 **WEIGHT:** 230

AGE: 37

BORN: November 18, 1975 in Santo Domingo, DR

RESIDES: Santo Domingo, DR

MAJOR LEAGUE SERVICE: 15 years, 48 days

ACQUIRED: Signed as a free agent on January 22, 2003

SIGNED BY: Ramon De Los Santos (Mariners)

CONTRACT STATUS: Signed through 2014



2013 HIGHLIGHTS

- 🔥 Led the Red Sox while ranking among AL leaders with a .309 AVG (6th), 30 HR (T-8th), 103 RBI (7th), 76 walks (T-7th), a .395 OBP (4th), .564 SLG (3rd in MLB), .959 OPS (4th in MLB), 70 extra-base hits (5th), 292 total bases (8th), 17.3 AB/HR (7th), and 5.0 AB/RBI (3rd).
- 🔥 At 37 years old, became the oldest Red Sox to lead the team in HR since 38-year-old Tony Perez did so in 1980.
- 🔥 Became the 1st player to lead the Red Sox in AVG, HR, and RBI since Manny Ramirez in 2001...Before that, the last Red Sox to do it was Mo Vaughn in 1996.
- 🔥 Was oldest player to lead his team in Triple Crown categories since Barry Bonds for the Giants from 2002-04 at 38-40 years old...Before that, it hadn't been done since Frank Robinson at 37 for the 1973 Angels (Elias).
- 🔥 Recorded his 7th career 30-homer/100-RBI season, all since joining the Red Sox in 2003, tying Ted Williams for the most such seasons in Red Sox history and the most among left-handed hitters since 2003.
- 🔥 Tallied 7th career 30-HR season, passing Manny Ramirez (6) for 2nd most in club history behind Ted Williams (8).
- 🔥 Recorded 7th-career 100-RBI season, 3rd most in club history behind Ted Williams (9) and Jim Rice (8).
- 🔥 Had his 4th career season batting at least .300 with 30+ HR and 100+ RBI, T-4th most in AL history behind Babe Ruth (12), Lou Gehrig (10), and Ted Williams (7).
- 🔥 Notched his 12th 20-HR season, all since 2002...He and Alfonso Soriano are the only major leaguers to accomplish the feat in each of the last 12 years...His 11 20-homer campaigns with BOS are tied with Dwight Evans for 2nd on the club's all-time list after Ted Williams' 16.
- 🔥 Totaled 70 extra-base hits for the 7th time in his career, all since 2003...That ranks 2nd on BOS' all-time list behind Ted Williams (8), and the most in MLB as a left-handed hitter in that time.
- 🔥 Tallied his 8th season with at least 35 doubles and 25 homers, tied with Lou Gehrig for the 2nd most in ML history after Albert Pujols (10).
- 🔥 Named an All-Star for the 4th straight year and the 9th time in his career, most in MLB since 2004...Went 0-for-2 as the starting DH in the 7/16 exhibition at Citi Field.
- 🔥 Was his 5th All-Star appearance at designated hitter, passing Edgar Martinez (4) for the most all-time... Recorded his 10th and 11th plate appearances as a DH in the Midsummer Classic, passing Martinez (10) for the most in All-Star Game history as a DH.
- 🔥 Topped the majors with a career-high 27 intentional walks...Was the 3rd-highest total in club history behind Ted Williams in 1957 (33) and Manny Ramirez in 2003 (28).
- 🔥 Ranked 2nd in the AL with a .339 AVG vs. RHP (109-for-322) compared to .260 (51-for-196) against lefties... Was his 2nd-best mark against righties in any full season of his career (.343 in 2007).
- 🔥 Hit .313 on the road (6th in AL) and .338 in day games (4th in AL).
- 🔥 Hit .486 (34-for-70) with 6 home runs and 23 RBI against rookie pitchers.
- 🔥 Stole a career-high 4 stolen bases without being caught.
- 🔥 Had a season-high 4 hits a career-high 4 times, tied with Daniel Nava for the team lead...Was the most 4-hit games as a DH since Paul Molitor had 4 in 1997.

MOST 30-HR/100 RBI SEASONS IN RED SOX HISTORY

PLAYER	#SEASONS
David Ortiz	7
Ted Williams	7
Manny Ramirez	6
Jimmie Foxx	5
Jim Rice	4

- ⚡ Matched single-game career-high for the 40th and 41st times with 2-homer games on 5/18 at MIN and 9/4 vs. DET...Has 39 multi-homer games as a Red Sox, 2nd in MLB since 2003 after Albert Pujols's 44...His 5/18 effort passed Ted Williams (37) for the most in club history.
- ⚡ Activated on 4/20 vs. KC after beginning the season on the 15-day DL with right Achilles tendinopathy... Played in 6 games on rehab with Triple-A Pawtucket prior to activation (.222 AVG, 4-for-18, HR, 4 RBI).
- ⚡ Appeared in 137 of the club's 147 games following 4/20 activation...Made 135 starts, including 129 at DH and 6 at 1B, and twice pinch-hit without appearing defensively.
- ⚡ Had a season-high 15-game hit streak to begin the season from 4/20-5/7, with a .414 AVG (24-for-58), 9 doubles, 4 homers, and 17 RBI in that stretch...Was his longest career hit streak to start a season and the longest by a Red Sox since Tony Pena hit in the 1st 15 games of 1990.
- ⚡ Including his last 12 games of 2012, hit in a career-high 27 straight games from 7/2/12-5/7/13, with a .423 AVG (41-for-97) and 23 RBI in that time...It tied for the 6th-longest hit streak in Red Sox history and was the club's longest ever to span multiple seasons (previous, Eddie Bressoud's 23-gamer from 1963-64).
- ⚡ Had a .423 AVG/.504 OBP/.722 SLG/1.226 OPS during the streak...It was the best AVG, OBP, SLG, and OPS among the 8 Red Sox hit streaks of 27+ games during the live ball era (since 1920)...His 1.226 OPS was the best for any ML streak of at least 27 games since George Brett's 30-gamer in 1980 (1.249).
- ⚡ The 27-game stretch was the longest hit streak in the AL since SEA's Ichiro Suzuki had a 27-game run from 5/6-6/3/09...The only other major leaguer ever to hit in 27 straight games, all as DH, was MIL's Paul Molitor (39 G, 7/16-8/25/87).
- ⚡ The 27-game streak spanned 309 calendar days...Since 1900, the only other ML hit streak of at least 20 G that spanned 300+ days was a 21-gamer by BOS' Nomar Garciaparra over 322 days from 9/10/00-7/29/01.
- ⚡ Hit .500 with 15 RBI over his 1st 9 games of the season from 4/20-30...Was the 3rd major leaguer to begin a season with those marks, along with Hall of Famers Dave Winfield in 1988 and Willie Mays in 1964.
- ⚡ Tallied an extra-base hit in 9 straight games from 4/21-5/1 (7 2B, 3 HR), tying the longest such streak in franchise history for a 5th time...Had previously been accomplished by Ortiz in 2004, Bill Mueller in 2003, Butch Hobson in 1977, and Ted Williams in 1939.
- ⚡ Drove in at least 1 run in a season-high 6 straight games from 4/24-30, with 13 total RBI in that stretch...Was his longest stretch with an RBI since a 6-game run from 8/16-22/09.
- ⚡ Drew his 827th walk as a member of the Red Sox on 4/27 vs. HOU, passing Harry Hooper (826) for sole possession of 5th place on the club's all-time list.
- ⚡ Tied for 2nd in the majors with 20 walks in June...Ranked T-3rd in the AL with 15 extra-base hits, T-4th with 22 RBI, 7th with a .598 SLG, and T-7th with 7 homers in the month.
- ⚡ Hit a walk-off, 3-run HR in the 9th inning on 6/6 vs. TEX...Was his 1st walk-off home run since 8/26/09 vs. CWS...Marked the 11th regular-season walk-off home run of his ML career, most among active players...Was his 10th walk-off homer with the Red Sox, extending his club record.
- ⚡ The 6/6 walk-off HR was his 1st walk-off hit since a double on 7/31/10 vs. DET and the 19th of his career in the regular season, most among actives, and his 16th with BOS.
- ⚡ Reached base safely in a career-high 30 consecutive home games from 6/8-8/27...Hit .330 (38-for-115) with 17 walks in that stretch.
- ⚡ Endured a 2-for-19 slide from 6/12-16, dropping his AVG to a season-low .299...Was his only game finished with an AVG below .300 all year.
- ⚡ Reached 50 RBI in the 1st game of a 6/18 doubleheader vs. TB, his 53rd game of the season...Was his fastest ever reaching the mark (prev. 54th game in 2006).
- ⚡ Notched the 500th double of his ML career on 7/3 vs. SD...Became the 58th major leaguer to reach that mark, and the 5th active player with Todd Helton (576), Derek Jeter (524), Albert Pujols (523), and Alex Rodriguez (512)...Along with 417 home runs, Ortiz is just the 20th player in ML history with both 400 HR and 500 doubles...Pujols (488 HR, 523 2B) and Rodriguez (647 HR, 512 2B) are the only actives to reach both.
- ⚡ Posted a season-high 23-game on-base streak from 7/13-8/10, with a .352 AVG (32-for-91), 3 doubles, 3 homers, 9 RBI, and 11 walks in that time...Was the 2nd-longest single-season streak of his career after a 31-game run from 5/6-6/14/07.
- ⚡ His 2nd-inning double on 7/10 at SEA was the 1,689th hit of his career as a DH, passing Harold Baines (1,688) for the most in ML history.
- ⚡ On 7/28 at BAL, went 4-for-4 with 3 singles and a home run...Was his 3rd career game going 4-for-4 or better with a HR, his 1st since 9/27/07 vs. MIN.
- ⚡ Reached in 10 straight PA (8 singles, 2 walks) from his last 2 PA on 8/5 at HOU through his 3rd PA on 8/7 at HOU, the longest streak by a Red Sox since Kevin Youkilis reached in 13 straight PA in 2009...Collected back-to-back 4-hit games on 8/6-7 at HOU.
- ⚡ Left the game on 8/21 at SF (mid 5th) due to low back tightness.

DAVID ORTIZ, CONTINUED

- ☛ Hit .301 (28-for-93) with 10 doubles, 6 homers, 24 RBI, and 18 walks (9 IBB) in last 25 games beginning with 1-for-2 effort on 8/30 vs. CWS to end 0-for-23 slump.
- ☛ Went 3-for-5 with 2 homers and a double on 9/4 vs. DET for a season-high 10 total bases...His 2nd of 3 hits, a 6th-inning double, was the 2,000th of his ML career...Became the 18th active player w/ 2,000 hits, and is 3rd active player with 2,000 hits, 400 HR, and 1,400 RBI (also Albert Pujols and Alex Rodriguez; Jason Giambi has since reached the marks).
- ☛ Became the 14th player to record his 2,000th career hit as a member of the Red Sox, along with Bobby Veach (1924), Jimmie Foxx (1938), Joe Cronin (1940), Bob Johnson (1945), Bobby Doerr (1951), Ted Williams (1955), Carl Yastrzemski (1973), Bill Buckner (1984), Jim Rice (1986), Don Baylor (1987), Dwight Evans (1988), Wade Boggs (1992), and Manny Ramirez (2006).

DAVID ORTIZ'S CAREER RECORD

YEAR	CLUB	AVG.	G	AB	R	H	2B	3B	HR	RBI	SH	SF	HB	BB	SO	SB	CS	E
1993	DSL Mariners	.264	61	201	37	53	17	1	7	31	0	5	4	34	44	1	1	—
1994	AZL Mariners	.246	53	167	14	41	10	1	2	20	1	4	2	14	46	1	4	6
1995	AZL Mariners	.332	48	184	30	61	18	4	4	37	0	3	1	23	52	2	0	5
1996	Wisconsin	.322	129	485	89	156	34	2	18	93	2	4	5	52	108	3	4	13
1997	Ft. Myers	.331	61	239	45	79	15	0	13	58	0	3	1	22	53	2	1	9
	New Britain	.322	69	258	40	83	22	2	14	56	0	2	4	21	78	2	6	3
	Salt Lake	.214	10	42	5	9	1	0	4	10	0	0	0	2	11	0	1	0
	MINNESOTA	.327	15	49	10	16	3	0	1	6	0	0	0	2	19	0	0	1
1998	Salt Lake	.243	11	37	5	9	3	0	2	6	0	0	0	3	9	0	0	3
	MINNESOTA	.277	86	278	47	77	20	0	9	46	0	4	5	39	72	1	0	6
1999	Salt Lake	.315	130	476	85	150	35	3	30	110	0	5	3	79	105	2	2	20
	MINNESOTA	.000	10	20	1	0	0	0	0	0	0	0	0	5	12	0	0	0
2000	MINNESOTA	.282	130	415	59	117	36	1	10	63	0	6	0	57	81	1	0	1
2001	Gulf Coast	.400	4	10	3	4	0	0	0	1	0	0	0	3	1	1	0	0
	Ft. Myers	.000	1	3	0	0	0	0	0	0	0	0	0	1	0	0	0	0
	New Britain	.243	9	37	3	9	4	0	0	1	0	1	0	3	9	0	0	0
	MINNESOTA	.234	89	303	46	71	17	1	18	48	1	2	1	40	68	1	0	0
2002	MINNESOTA	.272	125	412	52	112	32	1	20	75	0	8	3	43	87	1	2	1
2003	BOSTON	.288	128	448	79	129	39	2	31	101	0	2	1	58	83	0	0	3
2004	BOSTON	.301	150	582	94	175	47	3	41	139	0	8	4	75	133	0	0	4
2005	BOSTON	.300	159	601	119	180	40	1	47	148	0	9	1	102	124	1	0	2
2006	BOSTON	.287	151	558	115	160	29	2	54	137	0	5	4	119	117	1	0	2
2007	BOSTON	.332	149	549	116	182	52	1	35	117	0	3	4	111	103	3	1	0
2008	Pawtucket	.333	3	9	4	3	0	0	3	5	0	0	0	3	2	0	0	0
	Portland	.250	3	8	2	2	0	0	0	1	0	0	0	2	1	0	0	0
	BOSTON	.264	109	416	74	110	30	1	23	89	1	3	1	70	74	1	0	0
2009	BOSTON	.238	150	541	77	129	35	1	28	99	0	7	5	74	134	0	2	1
2010	BOSTON	.270	145	518	86	140	36	1	32	102	0	4	2	82	145	0	1	0
2011	BOSTON	.309	146	525	84	162	40	1	29	96	0	1	1	78	83	1	1	0
2012	BOSTON	.318	90	324	65	103	26	0	23	60	0	3	0	56	51	0	1	0
2013	BOSTON	.309	137	518	84	160	38	2	30	103	0	5	1	76	88	4	0	0
	Pawtucket	.222	6	18	3	4	0	0	1	4	0	0	0	0	6	0	0	0
Major League Totals		.287	1969	7057	1208	2023	520	18	431	1429	2	70	33	1087	1474	15	8	21
Minor League Totals		.305	598	2174	365	663	159	13	98	433	3	27	20	262	525	14	19	59
Red Sox Totals		.292	1514	5580	993	1630	412	15	373	1191	1	50	24	901	1135	11	6	12

- 1992 Signed by the Seattle Mariners as a non-drafted free agent on 11/28
- 1996 Acquired by the Minnesota Twins on 9/13 as the player to be named in the 8/29/96 trade for INF Dave Hollins
- 2003 Signed by the Boston Red Sox as a free agent on 1/22
- 2011 Re-signed by the Boston Red Sox as a free agent on 12/8 (accepted arbitration)
- 2012 Re-signed by the Boston Red Sox as a free agent on 11/4

ADDITIONAL BATTING STATISTICS

YEAR	CLUB	OBP	SLG	OPS	TB	GDP
1997	MINNESOTA	.353	.449	.802	22	1
1998	MINNESOTA	.371	.446	.817	124	8
1999	MINNESOTA	.200	.000	.200	0	2
2000	MINNESOTA	.364	.446	.810	185	13
2001	MINNESOTA	.324	.475	.799	144	6
2002	MINNESOTA	.339	.500	.839	206	5
2003	BOSTON	.369	.592	.961	265	9
2004	BOSTON	.380	.603	.983	351	12
2005	BOSTON	.397	.604	1.001	363	13
2006	BOSTON	.413	.636	1.049	355	12
2007	BOSTON	.445	.621	1.066	341	16
2008	BOSTON	.369	.507	.877	211	11
2009	BOSTON	.332	.462	.794	250	9
2010	BOSTON	.370	.529	.899	274	12
2011	BOSTON	.398	.554	.953	291	24
2012	BOSTON	.415	.611	1.026	198	6
2013	BOSTON	.395	.564	.959	292	21
Major League Totals		.381	.549	.930	3872	180

DIVISION SERIES RECORD

YEAR	CLUB	AVG.	G	AB	R	H	2B	3B	HR	RBI	SH	SF	HB	BB	SO	SB	CS	E
2002	MIN vs. OAK	.231	4	13	0	3	2	0	0	2	0	0	0	0	5	0	0	0
2003	BOS vs. OAK	.095	5	21	0	2	1	0	0	2	0	0	0	2	7	0	0	0
2004	BOS vs. ANA	.545	3	11	4	6	2	0	1	4	0	0	0	5	2	0	0	0
2005	BOS vs. CWS	.333	3	12	2	4	2	0	1	1	0	0	0	0	3	0	0	0
2007	BOS vs. LAA	.714	3	7	5	5	0	0	2	3	0	0	0	6	1	0	0	0
2008	BOS vs. LAA	.235	4	17	1	4	1	0	0	1	0	0	0	3	4	0	0	0
2009	BOS vs. LAA	.083	3	12	0	1	0	0	0	0	0	0	0	0	4	0	0	0
Division Series Totals			.269	25	93	12	25	8	0	4	13	0	0	16	26	0	0	0

LEAGUE CHAMPIONSHIP SERIES RECORD

YEAR	CLUB	AVG.	G	AB	R	H	2B	3B	HR	RBI	SH	SF	HB	BB	SO	SB	CS	E
2002	MIN vs. ANA	.313	5	16	0	5	1	0	0	2	0	0	0	0	5	0	0	0
2003	BOS vs. NYY	.269	7	26	4	7	1	0	2	6	0	0	1	3	8	0	0	0
2004	BOS vs. NYY	.387	7	31	6	12	0	1	3	11	0	0	0	4	7	0	1	0
2007	BOS vs. CLE	.292	7	24	7	7	3	0	1	3	0	2	1	6	5	0	0	0
2008	BOS vs. TB	.154	7	26	3	4	1	1	1	4	0	0	0	6	9	0	0	0
LCS Totals			.285	33	123	20	35	6	2	7	26	0	2	19	34	0	1	0

WORLD SERIES RECORD

YEAR	CLUB	AVG.	G	AB	R	H	2B	3B	HR	RBI	SH	SF	HB	BB	SO	SB	CS	E
2004	BOS vs. STL	.308	4	13	3	4	1	0	1	4	0	0	0	4	1	0	0	0
2007	BOS vs. COL	.333	4	15	4	5	3	0	0	4	0	0	0	2	3	0	0	0
World Series Totals			.321	8	28	7	9	4	0	1	8	0	0	6	4	0	0	0

ALL-STAR GAME RECORD

YEAR	CLUB	AVG.	G	AB	R	H	2B	3B	HR	RBI	SH	SF	HB	BB	SO	SB	CS	E
2004	AL at HOU	1.000	1	1	2	1	0	0	1	2	0	0	0	2	0	0	0	0
2005	AL at DET	.667	1	3	0	2	0	0	0	1	0	0	0	0	0	0	0	0
2006	AL at PIT	.000	1	2	0	0	0	0	0	0	0	0	0	0	1	0	0	0
2007	AL at SF	.000	1	2	0	0	0	0	0	0	0	0	0	0	0	0	0	0
2008	AL at NYY																	
2010	AL at LAA	.500	1	2	0	1	0	0	0	0	0	0	0	0	1	0	0	0
2011	AL at ARI	.000	1	2	0	0	0	0	0	0	0	0	0	0	0	0	0	0
2012	AL at KC	.500	1	2	0	1	0	0	0	0	0	0	0	0	0	0	0	0
2013	AL at NYM	.000	1	2	0	0	0	0	0	0	0	0	0	0	0	0	0	0
All-Star Game Totals			.313	8	16	2	5	0	0	1	3	0	0	2	2	0	0	0

WORLD BASEBALL CLASSIC RECORD

YEAR	CLUB	AVG.	G	AB	R	H	2B	3B	HR	RBI	SH	SF	HB	BB	SO	SB	CS	E
2006	Dom. Rep.	.150	7	20	4	3	0	0	3	5	0	0	0	8	2	0	0	0
2009	Dom. Rep.	.250	3	8	0	2	1	0	0	1	0	0	0	3	1	0	0	0
WBC Totals			.179	10	28	4	5	1	0	3	6	0	0	11	3	0	0	0

CAREER FIELDING RECORD

YEAR	CLUB	POS	PCT.	G	GS	PO	A	E	TC	DP	
1997	MINNESOTA	1B	.989	11	10	84	10	1	95	10	
1998	MINNESOTA	1B	.989	70	69	503	46	6	555	51	
1999	MINNESOTA	1B	1.000	1	0	7	0	0	7	1	
2000	MINNESOTA	1B	.996	27	25	210	12	1	223	17	
2001	MINNESOTA	1B	1.000	8	7	60	2	0	62	2	
2002	MINNESOTA	1B	.990	15	13	90	6	1	97	8	
2003	BOSTON	1B	.992	45	44	342	30	3	375	20	
2004	BOSTON	1B	.986	34	31	253	21	4	278	23	
2005	BOSTON	1B	.976	10	10	69	11	2	82	8	
2006	BOSTON	1B	.971	10	10	62	6	2	70	8	
2007	BOSTON	1B	1.000	7	7	37	3	0	40	3	
2009	BOSTON	1B	.980	6	6	42	6	1	49	2	
2010	BOSTON	1B	1.000	4	4	23	1	0	24	1	
2011	BOSTON	1B	1.000	2	2	18	0	0	18	4	
2012	BOSTON	1B	1.000	7	7	54	2	0	56	4	
2013	BOSTON	1B	1.000	6	6	36	1	0	37	4	
Career Totals			1B	.990	263	250	1890	157	21	2068	166

CAREER SINGLE-GAME HIGHS

HITS	4, 21 times, last 8/7/13 at HOU
DOUBLES	3, 7/26/11 vs. KC
HOME RUNS	2, 41 times, last 9/4/13 vs. DET
RBI	6, 4 times, last 5/18/13 at MIN
RUNS SCORED	4, 5 times, last 6/27/12 vs. TOR
WALKS	4, 4 times, last 7/7/07 at DET
STRIKEOUTS	4, 9 times, last 7/28/10 at LAA
STOLEN BASES	1, 15 times, last 7/21/13 vs. NYY
HITTING STREAK	27, 7/2/12-5/7/13
EJECTIONS (10)	8/15/98 for MIN at BOS (HP, T. Craft) 6/21/00 for MIN at TEX (HP, M. Winters) 8/26/01 for MIN at KC (HP, P. Schrieber) 7/16/04 at ANA (HP, M. Hollowell) 8/19/05 at LAA (HP, B. Welke) 6/15/07 vs. SF (HP, T. Randazzo) 5/13/08 at BAL (HP, L. Diaz) 4/9/10 at KC (HP, M. Estabrook) 7/8/11 vs. BAL (HP, M. Estabrook) 7/27/13 at BAL (HP, T. Timmons)

HOME RUN NOTES

MULTI-HOME RUN GAMES (41)
2-HOME RUN GAMES (41)
Last: 9/4/13 vs. DET
LEADOFF HOME RUNS (0)
GRAND SLAMS (11)
Last: 6/20/12 vs. MIA off Chris Hatcher
PINCH-HIT HOME RUNS (5)
Last: 7/5/13 at LAA off Dane De La Rosa
EXTRA-INNING HOME RUNS (8)
Last: 6/24/06 vs. PHI off Tom Gordon (10th)
GAME-ENDING HOME RUNS (11)
Last: 6/6/13 vs. TEX off Michael Kirkman
INSIDE-THE-PARK HOME RUNS (0)



FULL NAME: Jacob Edward Peavy

BATS: Right **THROWS:** Right **HEIGHT:** 6-1 **WEIGHT:** 195

AGE: 32

BORN: May 31, 1981 in Mobile, AL


RESIDES: Semmes, AL

MAJOR LEAGUE SERVICE: 11 years, 101 days

ACQUIRED: From Chicago (AL) in a three-team, seven-player deal along with RHP Brayan Villarreal from Detroit with Boston sending SS Jose Iglesias to Detroit, and OF Avisail Garcia (acquired from Detroit), RHPs J.B. Wendelken and Francelis Montas, and INF Cleuluis Rondon to Chicago on July 30, 2013

SIGNED BY: Mark Wasinger (Padres)

CONTRACT STATUS: Signed through 2014



2013 HIGHLIGHTS

- 👉 Went 12-5 with a 4.17 ERA (67 ER/144.2 IP) and 121 strikeouts in 23 starts between Chicago (AL) and Boston.
- 👉 Was 8-4 with a 4.28 ERA (38 ER/80.0 IP) and 76 strikeouts in 13 outings with the White Sox before being acquired by Boston on 7/30.
- 👉 Tallied a 4-1 record with a 4.04 ERA (29 ER/64.2 IP) in 10 starts with Boston.
- 👉 Surrendered 3 runs or fewer in 7 of his 10 outings with the Red Sox...6 of those games were quality starts.
- 👉 Tossed at least 6.0 innings in 8 of 10 starts with Boston, including his final 6 beginning 8/25.
- 👉 Ranked 5th in the AL with a .706 win percentage (12-5)...His 12 wins were his most as an American Leaguer and most overall since tallying 19 in 2007 with SD...Was his 8th double-digit win season of his career.
- 👉 Among AL hurlers with at least 125.0 innings, ranked T-7th in opponent OBP (.286), 13th in opponent AVG (.238), and 11th in WHIP (1.15).
- 👉 Tossed 2 complete games...Had his 1st complete game as a Red Sox on 8/25 at LAD, earning the win after allowing 1 run on 3 hits and a walk over 9.0 innings...Picked up his 1st complete game of 2013 on 5/25 vs. MIA while with Chicago (AL), allowing 1 run on 6 hits and 2 walks.
- 👉 Went undefeated (7-0) with a 2.73 ERA (19 ER/62.2 IP) in 9 home starts between Fenway Park and U.S. Cellular Field, compared to 4-5 with a 5.09 ERA (43 ER/76.0 IP) over 13 road outings...Among American Leaguers, tied with TB's Alex Cobb for the most wins without a loss at home...Only MIA's Jose Fernandez (9-0) had more in the majors.
- 👉 Finished the season with 305 career starts, ranking 24th among active major leaguers.
- 👉 Had a 10-game streak with a decision from 4/26-8/3, tied for the 2nd longest of his career after a 13-gamer from 4/22-6/30/10...Went 7-3 during the stretch.
- 👉 Was scratched from scheduled starts on 5/2 at TEX and 5/6 at KC due to back spasms.
- 👉 Left his start on 6/4 at SEA after 2.1 IP due to a fracture of the left 4th anterior rib...Placed on the disabled list on 6/5.
- 👉 Made a rehab start at Double-A Birmingham on 7/14 at Huntsville...Activated from the DL on 7/19.
- 👉 Acquired by the Red Sox on 7/30 and added to the active ML roster on 8/1.
- 👉 Made Red Sox debut on 8/3 vs. ARI, becoming the 11th pitcher to make an appearance with Boston after winning a Cy Young Award for a different franchise (SD in 2007).
- 👉 Was the 1st pitcher to allow 4 hits or fewer in 7.0 or more innings in his Red Sox debut since Hideo Nomo's no-hitter on 4/4/01 at BAL.
- 👉 Did not record a strikeout on 8/9 at KC (5.0 IP)...Was the only Red Sox starter to not record at least 1 strikeout this season...In his career, it was the 2nd outing of 5.0 innings or more with no strikeouts (also 6/22/03 vs. SEA with SD).
- 👉 Appeared in his 300th major league game on 8/20 at SF.
- 👉 Made his 300th career start on 8/25 at LAD.

JAKE PEAVY, CONTINUED

JAKE PEAVY'S CAREER RECORD

YEAR	CLUB	W-L	ERA	G	GS	CG	SHO	SV	IP	H	R	ER	HR	HB	BB	SO	WP	BK
1999	Idaho Falls	2-0	0.00	2	2	0	0	0	11.0	5	0	0	0	0	1	13	0	0
	AZL Padres	7-1	1.34	13	11	1	0	0	73.2	52	16	11	4	3	23	90	5	3
2000	Fort Wayne	13-8	2.90	26	25	0	0	0	133.2	107	61	43	6	9	53	164	8	2
2001	Mobile	2-1	2.57	5	5	0	0	0	28.0	19	8	8	3	3	12	44	1	0
	Lk Elsinore	7-5	3.08	19	19	0	0	0	105.1	76	41	36	6	6	33	144	5	0
2002	Mobile	4-5	2.80	14	14	0	0	0	80.1	65	26	25	4	5	30	89	1	1
	SAN DIEGO	6-7	4.52	17	17	0	0	0	97.2	106	54	49	11	3	33	90	4	1
2003	SAN DIEGO 12-11	4.11	32	32	0	0	0	0	194.2	173	94	89	33	6	82	156	2	0
2004	Mobile	0-1	5.79	1	1	0	0	0	4.2	7	4	3	1	0	2	4	0	0
	SAN DIEGO	15-6	2.27	27	27	0	0	0	166.1	146	49	42	13	11	53	173	1	1
2005	SAN DIEGO	13-7	2.88	30	30	3	3	0	203.0	162	70	65	18	7	50	216	3	1
2006	SAN DIEGO 11-14	4.09	32	32	2	0	0	0	202.1	187	93	92	23	6	62	215	4	0
2007	SAN DIEGO 19-6	2.54	34	34	0	0	0	0	223.1	169	67	63	13	6	68	240	4	0
2008	SAN DIEGO 10-11	2.85	27	27	1	0	0	0	173.2	146	57	55	17	5	59	166	6	0
2009	Charlotte	1-1	3.00	4	4	0	0	0	15.0	14	6	5	1	1	4	17	0	0
	SAN DIEGO	6-6	3.97	13	13	1	0	0	81.2	69	38	36	7	1	28	92	2	1
	WHITE SOX	3-0	1.35	3	3	0	0	0	20.0	11	3	3	1	0	6	18	0	1
2010	WHITE SOX	7-6	4.63	17	17	1	1	0	107.0	98	55	53	13	5	34	93	2	1
2011	Birmingham	0-0	6.75	2	2	0	0	0	4.0	9	5	3	0	0	1	4	1	0
	Charlotte	1-1	3.75	4	4	0	0	0	24.0	21	10	10	3	0	1	26	1	0
	WHITE SOX	7-7	4.92	19	18	1	1	0	111.2	117	61	61	10	3	24	95	4	0
2012	WHITE SOX 11-12	3.37	32	32	4	1	0	0	219.0	191	88	82	27	10	49	194	3	2
2013	WHITE SOX	8-4	4.28	13	13	1	0	0	80.0	74	41	38	14	1	17	76	0	1
	BOSTON	4-1	4.04	10	10	1	0	0	64.2	56	29	29	6	1	19	45	0	1
	Birmingham	1-0	1.80	1	1	0	0	0	5.0	5	1	1	0	0	2	4	0	0
MLB Totals	132-98	3.51	306	305	15	6	0	0	1945.0	1705	799	759	206	65	584	1869	35	10
Minor League Totals	38-23	2.69	91	88	1	0	0	0	486.0	380	178	145	28	27	162	599	22	6
Red Sox Totals	4-1	4.04	10	10	1	0	0	0	64.2	56	29	29	6	1	19	45	0	1

1999 Signed by the San Diego Padres as a 15th-round selection in the June draft

2009 Acquired by the Chicago White Sox in exchange for LHPs Aaron Poreda and Clayton Richard, and RHPs Dexter Carter and Adam Russell on 7/31

2013 Acquired by the Boston Red Sox in a 3-team, 7-player deal along with RHP Brayan Villarreal from the Detroit Tigers with Boston sending SS Jose Iglesias to Detroit, and OF Avisail Garcia (acquired from Detroit), RHPs J.B. Wendelen and Francielis Montas, and INF Cleuluis Rondon to Chicago White Sox on 7/30

DIVISION SERIES RECORD

YEAR	CLUB	W-L	ERA	G	GS	CG	SHO	SV	IP	H	R	ER	HR	HB	BB	SO	WP	BK
2005	SD vs. STL	0-1	16.62	1	1	0	0	0	4.1	8	8	8	2	0	3	3	1	0
2006	SD vs. STL	0-1	8.44	1	1	0	0	0	5.1	11	5	5	1	0	1	2	0	0
Division Series Totals	0-2	12.10	2	2	0	0	0	0	9.2	19	13	13	3	0	4	5	1	0

ALL-STAR GAME RECORD

YEAR	CLUB	W-L	ERA	G	GS	CG	SHO	SV	IP	H	R	ER	HR	HB	BB	SO	WP	BK
2005	NL at DET	0-0	0.00	1	0	0	0	0	0.2	1	0	0	0	0	0	1	0	0
2007	NL at SF	0-0	0.00	1	1	0	0	0	1.0	1	0	0	0	0	0	0	0	0
2012	AL at KC								Selected--Did Not Pitch									
All-Star Game Totals	0-0	0.00	2	1	0	0	0	0	1.2	2	0	0	0	0	0	1	0	0

WORLD BASEBALL CLASSIC RECORD

YEAR	CLUB	W-L	ERA	G	GS	CG	SHO	SV	IP	H	R	ER	HR	HB	BB	SO
2006	USA	0-0	3.38	2	2	0	0	0	8.0	6	3	3	1	0	1	6
2009	USA	0-1	14.40	2	2	0	0	0	5.0	8	8	8	2	1	5	5
WBC Totals	0-1	7.62	4	4	0	0	0	0	13.0	14	11	11	3	1	6	11

CAREER FIELDING RECORD

YEAR	CLUB	POS	PCT.	G	GS	PO	A	E	TC	DP
2002	SAN DIEGO	P	1.000	17	17	9	19	0	28	0
2003	SAN DIEGO	P	.925	32	32	17	20	3	40	3
2004	SAN DIEGO	P	.971	27	27	10	24	1	35	4
2005	SAN DIEGO	P	.971	30	30	10	24	1	35	1
2006	SAN DIEGO	P	.955	32	32	22	20	2	44	1
2007	SAN DIEGO	P	1.000	34	34	21	27	0	48	1
2008	SAN DIEGO	P	.950	27	27	13	25	2	40	3
2009	SAN DIEGO	P	.938	13	13	5	10	1	16	0
	WHITE SOX	P	1.000	3	3	0	3	0	3	1
2010	WHITE SOX	P	1.000	17	17	8	16	0	24	0
2011	WHITE SOX	P	.938	19	18	9	6	1	16	0
2012	WHITE SOX	P	.973	32	32	14	22	1	37	3
2013	WHITE SOX	P	1.000	13	13	6	5	0	11	0
	BOSTON	P	1.000	10	10	4	5	0	9	0
Career Totals		P	.969	306	305	148	226	12	386	17

CAREER BATTING TOTALS

	AVG.	G	AB	R	H	2B	3B	HR	RBI	SH	SF	HB	BB	SO	SB	CS	E
Major League Totals	.173	306	433	40	75	15	1	2	27	45	2	3	19	122	0	2	12

JAKE PEAVY'S 2013 STARTS WITH CHICAGO AND BOSTON

DATE	SCORE	OPP	DEC	SCORE WHEN LEFT	IP	H	R	ER	BB	K	HR	PIT/STRIKES
4/3	W5-2	KCR	W	4-2	6.0	4	2	1	0	6	0	107/76
4/9	L7-8	at WSN	L	2-6	5.1	9	6	6	1	7	3	100/68
4/14	W3-1	at CLE	W	3-1	7.0	5	1	1	0	11	1	103/74
4/20	L1-2	MIN	---	1-1	7.0	6	1	1	4	9	0	117/79
4/26	W5-4	TBR	W	5-3	6.2	6	3	3	1	6	2	101/68
5/8	W6-3	at NYM	W	5-1	6.2	3	1	1	2	6	1	114/76
5/14	W4-2	at MIN	W	4-2	7.0	5	2	2	0	6	0	104/70
5/19	L2-6	at LAA	L	0-4	6.0	4	4	4	5	7	0	117/74
5/25	W2-1	MIA	W	2-1	9.0	6	1	1	2	5	1	117/79
5/30	L3-8	at CHC	L	1-6	4.0	8	6	6	0	3	1	69/48
6/4	L4-7	at SEA	L	2-5	2.1	7	6	6	0	0	1	42/32
7/20	W10-6	ATL	W	9-4	6.0	7	4	2	0	3	1	96/66
7/25	W7-4	DET	W	7-4	7.0	4	4	4	2	7	3	118/74
TRADED FROM CHICAGO WHITE SOX TO BOSTON RED SOX												
8/3	W5-2	ARI	W	3-1	7.0	4	2	2	2	7	1	99/65
8/9	L6-9	at KC	---	6-4	5.0	10	6	6	1	0	2	105/66
8/15	L1-2	at TOR	L	1-1	6.0	5	2	2	0	4	0	99/68
8/20	L2-3	at SF	---	2-1	5.2	5	1	1	1	4	0	92/58
8/25	W8-1	at LAD	W	8-1	9.0	3	1	1	1	5	1	111/77
8/31	W7-2	CWS	W	7-2	7.0	5	2	2	1	4	0	109/68
9/5	W9-8 (10)	at NYY	---	7-2	6.0	6	4	4	3	4	0	117/76
9/12	L3-4	at TB	---	3-3	6.0	4	3	3	5	4	1	107/60
9/18	L5-3	BAL	---	3-3	7.0	6	3	3	1	8	0	113/75

CAREER SINGLE-GAME HIGHS

INNINGS PITCHED	9.0, 14 times, last 8/25/13 at LAD
LOW-HIT COMPLETE GAME	2, 3 times, last 4/5/08 for SD vs. LAD (9.0 IP)
STRIKEOUTS	16, 2 times, last 4/25/07 for SD at ARI
HITS ALLOWED	12, 7/14/12 for CWS at KC
RUNS ALLOWED	9, 7/26/02 for SD at ARI
WALKS ALLOWED	7, 4/22/10 for CWS vs. TB
HOME RUNS ALLOWED	4, 2 times, last 7/17/08 for SD at STL
WINNING STREAK	8, 9/22/04-5/26/05
EJECTIONS (2)	5/7/04 at FLA (HP Doug Eddings) 6/16/07 at CHC (HP Mike Everitt)

FULL NAME: Dustin Luis Pedroia

BATS: Right **THROWS:** Right **HEIGHT:** 5-8 **WEIGHT:** 165

AGE: 30

BORN: August 17, 1983 in Woodland, CA

RESIDES: Chandler, AZ

MAJOR LEAGUE SERVICE: 7 years, 41 days

ACQUIRED: Selected in the second round of the June 2004 draft

SIGNED BY: Dan Madsen (Red Sox)

CONTRACT STATUS: Signed through 2021



2013 HIGHLIGHTS

- 🔥 Played in a career-high 160 games (T-3rd in AL), with all 160 at 2B, including 159 starts...Both led the majors at 2B and set Red Sox records for the position (prev. Pedroia's 159 games and 158 starts in 2011).
- 🔥 Was his 4th All-Star season...Also earned the distinction 3 straight years from 2008-10.
- 🔥 Named Red Sox winner of the MLBPA's Heart and Hustle Award for a 4th straight year...On 7/12, named to the 2013 class of the Arizona Fall League Hall of Fame.
- 🔥 Ranked 10th in the AL with a .301 AVG, his 4th season hitting at least .300...Surpassed Pete Runnels (1958-60), Billy Goodman (1952-54), and Bobby Doerr (1939, 1944, 1949) for the most .300 seasons among primary Red Sox 2B.
- 🔥 Tied for 2nd in the AL with 193 hits, 6 shy of ML leader Adrian Beltre (199)...Also tied for 2nd in the AL with 58 multi-hit games...Topped MLB as a 2B in hits.
- 🔥 Finished 3rd in the AL with 269 times on base...Reached safely in a career-high tying 137 contests (also 2008), ranking 5th among major leaguers and 3rd in the AL.
- 🔥 Led the AL (2nd in MLB) with 91 hits with 2 strikes...His .283 AVG with 2 strikes ranked 2nd in MLB to Joe Mauer (.291)...Topped MLB with 21 hits on an 0-2 count, 2nd most by any player since 1988 after CWS' Juan Pierre in 2010 (22).
- 🔥 T-3rd in the AL with a team-high 42 doubles...Was 3rd career 40-double campaign and 6th career season with at least 30, 2nd among Red Sox infielders to Wade Boggs (9)...Since the start of his 1st full season in 2007, ranks 2nd in MLB with 283 doubles, behind Robinson Cano (300).
- 🔥 Drew 73 walks compared to 75 strikeouts (0.97 BB/SO) the 3rd best ratio among AL players with at least 100 AB behind Edwin Encarnacion (1.32 BB/SO; 82 BB, 62 SO) and Alberto Callaspo (1.13 BB/SO; 53 BB, 47 SO)...Was the 7th-hardest AL batter to fan (9.7 PA per SO).
- 🔥 Stole 17 bases for his 5th career campaign with at least 15 swipes, the most such seasons by a Red Sox in the live ball era (since 1920)...Has at least 50 extra-base hits in all 5 seasons of at least 15 SB, 2nd most among AL players since 2007 (Alex Rios, 6).
- 🔥 Also placed among AL leaders in runs (T-8th, 91), OBP (10th, .372), walks (T-12th, 73), and at-bats (3rd, 641).
- 🔥 Ranked 2nd in the AL with a .354 AVG vs. LHP, his 3rd straight season with at least a .300 AVG against southpaws (.305 in 2012, .358 in 2011).
- 🔥 Hit .315 (97-for-308) at home...Played in all 81 games at Fenway Park, reaching base safely in 68 of those contests.
- 🔥 Posted a .338 AVG/.379 OBP/.506 SLG in 20 games vs. NL teams, increasing career Interleague AVG to .335.
- 🔥 Started at 2B in each of BOS' 1st 70 games from 4/1-6/15 before 1st off-day 6/17...Was the 1st Red Sox to do that since Marty Barrett in 1986 (started 1st 99 G at 2B)...Did not miss another game until sitting out the regular season finale on 9/29 at BAL...Only appearance as a sub was as a pinch-hitter on 9/21 vs. TOR.
- 🔥 Ranked 2nd among AL qualifiers at 2B with a .993 fielding percentage (5 E/688 chances), barely trailing TB's Ben Zobrist, .9927 to .9928...Topped the majors with 15 defensive runs saved at the position, according to Fangraphs...Also led the AL with a .836 zone rating at the position.
- 🔥 Made 1st error of 2013 in his 70th game on 6/15 at BAL after club-record 69 errorless games at 2B to begin the year...Snapped 97 errorless games overall dating back to 8/30/12.
- 🔥 Led the Red Sox with 21 go-ahead RBI (T-10th in the AL) and tied for the team lead with 12 game-winning RBI (T-10th in the AL).
- 🔥 On 7/24 signed an 8-year contract w/ the Red Sox beginning in 2014 and continuing through the 2021 season, which would be his 16th season on the Red Sox.

DUSTIN PEDROIA, CONTINUED

PEDROIA

- 🔥 Hit safely in 10 of 11 games as leadoff hitter, all from 9/10-22, batting .327 (16-for-49) with 8 runs from the top spot...Marked his 1st games leading off since 10/3/09...Knocked 3rd career leadoff homer on 9/17 vs. BAL, his 1st since 10/3/09.
- 🔥 On 4/1 at NYY, made 7th straight Opening Day start for BOS at 2B, passing Marty Barrett (6) for 2nd in club history at the position (Bobby Doerr, 13)...Has hit safely in all 7 season-opening games (.393, 11-for-28), the club's longest Opening Day streak since Mo Vaughn (7, 1992-98).
- 🔥 Reached in each of the Red Sox 1st 18 games to begin the season, the 1st Red Sox to do that since Manny Ramirez reached in the club's 1st 23 games of 2001 and the 1st Red Sox 2B to do it since Mike McNally in 1920 (also 1st 18 G)...Hit .313 (21-for-67) with 14 walks during the 18-game on-base streak, which was the longest of his career to begin a season.
- 🔥 Hit a go-ahead solo homer in the 8th inning on 5/6 vs. MIN...Was his 1st HR since 9/11/12 vs. NYY, ending a career-long 48-game homerless drought.
- 🔥 Tallied multiple hits in 5 straight games from 5/8-12 (.571 AVG, 12-for-21)...Tied the longest such streak of his career for the 6th time, 1st since 7/30-8/3/11.
- 🔥 Ranked 6th in the AL with a .325 AVG (81-for-249) from 5/8 until the All-Star break, collecting 19 doubles, 1 triple, 5 homers, 43 RBI, and 30 walks in that stretch...His 14 go-ahead RBI in that time T-2nd most in the AL.
- 🔥 Reached safely in season-high 22 consecutive games from 5/22-6/13, in which he hit .306 (26-for-85) with 11 walks and a HBP...Was his longest single-season on-base streak since a career-high 37-gamer, 6/15-7/28/11.
- 🔥 Went 0-for-2 in the All-Star Game on 7/16 at Citi Field after entering as a pinch-runner in the 1st inning.
- 🔥 5th-inning sac fly on 7/23 vs. TB provided the eventual game-winning run in the club's only win of the series.
- 🔥 Ended an 0-for-16 slide with a 2-run homer off SEA's Joe Saunders in the 2nd inning on 7/30...Was his 1st HR vs. LHP since 8/23/12 (LAA's C.J. Wilson).
- 🔥 Played in his 1,000th career ML game on 9/8 at NYY, becoming the 29th player to reach the mark with the Red Sox...His 283 career doubles at the time were 7th most in a player's 1st 1,000 games among those who debuted in 1900 or later...Trailed only Hall of Famers Joe Medwick (324), Hank Greenberg (304), Al Simmons (291), and Chick Hafey (288), as well as Nomar Garciaparra (289) and Todd Helton (287).
- 🔥 Hit in 13 of his last 16 games of the season at .338 (23-for-68)...Ended his season with back-to-back 3-hit games from 9/27-28 at BAL.

DUSTIN PEDROIA'S CAREER RECORD

YEAR	CLUB	AVG.	G	AB	R	H	2B	3B	HR	RBI	SH	SF	HB	BB	SO	SB	CS	E
2004	Augusta	.400	12	50	11	20	5	0	1	5	0	0	1	6	3	2	0	0
	Sarasota	.336	30	107	23	36	8	3	2	14	1	3	4	13	4	0	2	0
2005	Portland	.324	66	256	39	83	19	2	8	40	2	2	4	34	26	7	3	5
	Pawtucket	.255	51	204	39	52	9	1	5	24	1	2	9	24	17	1	0	2
2006	Pawtucket	.305	111	423	55	129	30	3	5	50	9	4	9	48	27	1	4	7
	BOSTON	.191	31	89	5	17	4	0	2	7	1	0	1	7	7	0	1	4
2007	BOSTON	.317	139	520	86	165	39	1	8	50	5	2	7	47	42	7	1	6
2008	BOSTON	.326	157	653	118	213	54	2	17	83	7	9	7	50	52	20	1	6
2009	BOSTON	.296	154	626	115	185	48	1	15	72	3	6	5	74	45	20	8	6
	Pawtucket	.167	2	6	1	1	0	0	0	0	0	0	0	1	0	0	0	0
	BOSTON	.288	75	302	53	87	24	1	12	41	2	6	4	37	38	9	1	3
2011	BOSTON	.307	159	635	102	195	37	3	21	91	2	7	1	86	85	26	8	7
2012	BOSTON	.290	141	563	81	163	39	3	15	65	1	6	5	48	60	20	6	5
2013	BOSTON	.301	160	641	91	193	42	2	9	84	0	7	3	73	75	17	5	5
Major League Totals		.302	1016	4029	651	1218	287	13	99	493	21	43	33	422	404	119	31	42
Minor League Totals		.307	272	1046	168	321	71	9	21	133	13	11	27	126	77	11	9	14

2004 Signed by the Boston Red Sox as a second-round selection in the June draft

ADDITIONAL BATTING STATISTICS

YEAR	CLUB	OBP	SLG	OPS	TB	GDP
2006	BOSTON	.258	.303	.561	27	1
2007	BOSTON	.380	.442	.823	230	8
2008	BOSTON	.376	.493	.869	322	17
2009	BOSTON	.371	.447	.819	280	19
2010	BOSTON	.367	.493	.860	149	7
2011	BOSTON	.387	.474	.861	301	12
2012	BOSTON	.347	.449	.797	253	9
2013	BOSTON	.372	.415	.787	266	24
Major League		.370	.454	.824	1828	97

DUSTIN PEDROIA, CONTINUED

DIVISION SERIES RECORD

YEAR	CLUB	AVG.	G	AB	R	H	2B	3B	HR	RBI	SH	SF	HB	BB	SO	SB	CS	E	
2007	BOS vs. LAA	.154	3	13	2	2	2	0	0	1	0	0	0	1	2	0	0	0	
2008	BOS vs. LAA	.059	4	17	0	1	1	0	0	1	0	0	1	2	2	0	0	0	
2009	BOS vs. LAA	.167	3	12	1	2	1	0	0	2	0	0	0	1	0	0	0	0	
Division Series Totals			.119	10	42	3	5	4	0	0	4	0	0	1	4	4	0	0	0

LEAGUE CHAMPIONSHIP SERIES RECORD

YEAR	CLUB	AVG.	G	AB	R	H	2B	3B	HR	RBI	SH	SF	HB	BB	SO	SB	CS	E
2007	BOS vs. CLE	.345	7	29	8	10	3	0	1	5	1	0	0	3	5	0	0	0
2008	BOS vs. TB	.346	7	26	9	9	1	0	3	5	0	0	1	5	3	2	1	0
LCS Totals		.345	14	55	17	19	4	0	4	10	1	0	1	8	8	2	1	0

WORLD SERIES RECORD

YEAR	CLUB	AVG.	G	AB	R	H	2B	3B	HR	RBI	SH	SF	HB	BB	SO	SB	CS	E
2007	BOS vs. COL	.278	4	18	2	5	1	0	1	4	0	0	0	2	0	0	0	0

ALL-STAR GAME RECORD

YEAR	CLUB	AVG.	G	AB	R	H	2B	3B	HR	RBI	SH	SF	HB	BB	SO	SB	CS	E
2008	AL at NYY	.000	1	1	0	0	0	0	0	0	0	0	0	1	0	0	0	0
2009	AL at STL																	
2010	AL at LAA																	
2013	AL at NYM	.000	1	2	0	0	0	0	0	0	0	0	0	0	0	0	0	0
All-Star Game Totals			.000	2	3	0	0	0	0	0	0	0	0	1	0	0	0	0

WORLD BASEBALL CLASSIC RECORD

YEAR	CLUB	AVG.	G	AB	R	H	2B	3B	HR	RBI	SH	SF	HB	BB	SO	SB	CS
2009	USA	.125	3	16	1	2	2	0	0	2	0	0	0	0	1	0	0

CAREER FIELDING RECORD

YEAR	CLUB	POS	PCT.	G	GS	PO	A	E	TC	DP
2006	BOSTON	2B	.975	27	19	45	73	3	121	17
		SS	.952	6	5	7	13	1	21	4
2007	BOSTON	2B	.990	137	132	259	360	6	625	78
2008	BOSTON	2B	.992	157	155	279	448	6	733	101
2009	BOSTON	2B	.991	154	154	253	404	6	663	93
2010	BOSTON	2B	.991	75	75	137	212	3	352	50
2011	BOSTON	2B	.990	159	158	290	425	7	722	81
2012	BOSTON	2B	.992	139	139	228	392	5	625	100
2013	BOSTON	2B	.993	160	159	254	429	5	688	102
Career Totals		2B	.991	1008	991	1745	2743	41	4529	622
		SS	.952	6	5	7	13	1	21	4

CAREER SINGLE-GAME HIGHS

HITS	5, 3 times, last 6/24/10 at COL
DOUBLES	3, 3 times, last 8/6/12 vs. TEX
HOME RUNS	3, 6/24/10 at COL
RBI	5, 5 times, last 8/23/12 vs. LAA
RUNS SCORED	5, 8/12/08 vs. TEX
WALKS	3, 9 times, last 7/2/13 vs. SD
STRIKEOUTS	4, 5/4/11 vs. LAA
STOLEN BASES	2, 10 times, last 4/18/13 at CLE
HITTING STREAK	25, 6/29/11-7/28/11
EJECTIONS (2)	8/19/08 at BAL (HP, B. Davidson) 8/7/12 vs. TEX (1B Paul Nautert)

HOME RUN NOTES

MULTI-HOME RUN GAMES (3)
3-HOME RUN GAMES (1)
6/24/10 at COL
2-HOME RUN GAMES (2)
Last: 9/13/11 vs. TOR
LEADOFF HOME RUNS (3)
Last: 9/17/13 vs. BAL off Scott Feldman
GRAND SLAMS (1)
8/27/08 at NYY off David Robertson
PINCH-HIT HOME RUNS (0)
EXTRA-INNING HOME RUNS (1)
6/24/10 at COL off Huston Street (10th)
GAME-ENDING HOME RUNS (0)
INSIDE-THE-PARK HOME RUNS (0)

FULL NAME: David Wade Ross

BATS: Right **THROWS:** Right **HEIGHT:** 6-2 **WEIGHT:** 230

AGE: 36

BORN: March 19, 1977 in Bainbridge, GA

RESIDES: Tallahassee, FL

MAJOR LEAGUE SERVICE: 11 years, 1 day

ACQUIRED: Signed as a free agent on November 14, 2012

SIGNED BY: Bill Pleis (Dodgers)

CONTRACT STATUS: Signed through 2014



2013 HIGHLIGHTS

- 🐞 Appeared in 36 games at catcher (33 starts), both of which ranked 2nd on the team to Jarrod Saltalamacchia.
- 🐞 Served 2 stints on the 7-day concussion DL, missing a total of 65 games...Originally landed on the DL from 5/12-24 after taking a pair of foul balls off his catcher's mask on 5/11 vs. TOR...Returned to the DL from 6/18-8/18...Was transferred to the 60-day DL on 6/25...Played in 7 rehab games overall between Double-A Portland (3 games) and Triple-A Pawtucket (4 games) (2-for-19, .105 AVG, 2 2B, 2 RBI).
- 🐞 After being activated from his 2nd DL stint on 8/19, hit .270 (10-for-37) with 3 doubles, 4 RBI, 3 walks, and 3 runs scored in 13 games.
- 🐞 Red Sox pitchers posted a 3.12 ERA in games he caught, the lowest catcher's ERA among AL backstops with at least 20 games...Since 2009, his 3.29 catcher's ERA is the lowest in MLB (min. 200 G).
- 🐞 Threw out 34.5 percent of attempted base stealers (10-of-29), the 5th-highest mark in the AL (min. 20 G)...Marked the highest caught stealing percentage by a Red Sox catcher (min. 20 G) since Tony Pena threw out 37.3 percent (31 of 83) in 1993.
- 🐞 Hit .259 (14-for-54) against left-handers vs. .167 (8-for-48) against RHP's...Posted a .280 AVG (7-for-25) in September, his highest mark of any month in 2013.
- 🐞 Threw out 2 attempted base stealers in his Red Sox debut on 4/4 at NYY.
- 🐞 Started on consecutive days 4/20-21 (G2), 5/1-2, and 9/3-4...Appeared in 4 straight games from 9/3-6, hitting .333 (3-for-9, RBI, R) with the club going 4-0 in those contests.
- 🐞 Hit a game-tying solo home run on 4/13 in the 5th inning off TB's David Price, helping BOS to a 2-1 win in 10 innings...Was his 1st home run as a Red Sox and 1st career homer in the AL after hitting 84 in the NL.
- 🐞 Set a career-high with 4 hits on 4/26 vs. HOU, going 4-for-4 with 2 homers, 2 RBI, and 3 runs...It was his 1st multi-homer game since 4/26/11 at SD while with ATL and marked the 1st multi-homer game by a Red Sox catcher at Fenway Park since Victor Martinez hit 2 on 9/17/10 vs. TOR.
- 🐞 After collecting 1 multi-hit performance in his 1st 26 games of the season, had 2 in a 5-game span from 8/31-9/6, going 5-for-12 (.417 AVG) in those games with a double, RBI, and 2 runs.
- 🐞 The Red Sox won 7 of his last 10 starts from 8/24 to the end of the season and went 20-16 overall when he appeared behind the plate.
- 🐞 Threw out 3 attempted base stealers on 9/21 vs. TOR, a career high and most for a Sox catcher since Scott Hatteberg caught 3 on 4/30/98 vs. LAA.

ROSS

DAVID ROSS, CONTINUED

DAVID ROSS' CAREER RECORD

YEAR	CLUB	AVG.	G	AB	R	H	2B	3B	HR	RBI	SH	SF	HB	BB	SO	SB	CS	E
1998	Yakima	.309	59	191	31	59	14	1	6	25	2	2	1	34	49	2	2	10
1999	Vero Beach	.227	114	375	47	85	19	1	7	39	1	6	7	46	111	5	9	16
2000	S. Bernardino	.257	51	191	27	49	11	1	7	21	3	1	1	17	43	3	2	4
	San Antonio	.209	24	67	11	14	2	1	3	12	1	1	1	9	17	1	0	4
2001	Jacksonville	.264	74	246	35	65	13	1	11	45	0	3	10	34	72	1	1	9
2002	Las Vegas	.297	92	293	48	87	16	2	15	68	5	4	9	35	86	1	1	7
	LA DODGERS	.200	8	10	2	2	1	0	1	2	0	0	1	2	4	0	0	0
2003	Las Vegas	.221	24	86	12	19	4	0	5	16	1	1	1	11	27	0	2	2
	LA DODGERS	.258	40	124	19	32	7	0	10	18	0	1	2	13	42	0	0	4
2004	LA DODGERS	.170	70	165	13	28	3	1	5	15	0	5	5	15	62	0	0	3
2005	Indianapolis	.211	6	19	1	4	1	0	0	1	0	1	0	3	7	0	0	1
	PITTSBURGH	.222	40	108	9	24	8	0	3	15	1	3	1	6	24	0	0	3
	Portland	.143	6	21	3	3	1	0	0	1	0	0	0	2	4	0	0	0
	SAN DIEGO	.353	11	17	2	6	0	1	0	0	1	0	1	0	4	0	0	0
2006	Chattanooga	.333	2	6	0	2	0	0	0	2	0	0	0	2	2	0	0	0
	CINCINNATI	.255	90	247	37	63	15	1	21	52	4	5	3	37	75	0	0	8
2007	Louisville	.222	3	9	0	2	1	0	0	0	0	0	1	1	1	0	0	0
	CINCINNATI	.203	112	311	32	63	10	0	17	39	5	2	0	30	92	0	0	5
2008	Sarasota	.182	4	11	2	2	0	0	0	1	0	1	0	3	4	0	0	0
	CINCINNATI	.231	52	134	17	31	9	0	3	13	5	1	1	32	36	0	1	3
	Louisville	.206	10	34	5	7	1	1	2	3	0	1	0	3	13	0	0	0
	BOSTON	.125	8	8	1	1	0	0	0	0	1	0	0	0	3	0	0	0
	Pawtucket	.250	6	28	4	7	1	0	1	3	0	0	0	1	7	0	0	0
2009	Rome	.500	2	6	1	3	0	0	1	4	0	0	0	1	1	0	0	0
	ATLANTA	.273	54	128	18	35	9	0	7	20	1	0	1	21	39	0	0	1
2010	ATLANTA	.289	59	121	15	35	13	2	2	28	2	1	1	20	28	0	1	4
2011	ATLANTA	.263	52	152	14	40	7	0	6	23	2	0	0	16	51	0	1	3
2012	ATLANTA	.256	62	176	18	45	7	0	9	23	0	2	0	18	60	1	0	2
2013	BOSTON	.216	36	102	11	22	5	0	4	10	2	0	1	11	42	1	0	1
	Portland	.333	3	6	3	2	2	0	0	2	0	0	0	1	2	0	0	0
	Pawtucket	.000	4	13	0	0	0	0	0	0	0	0	0	1	5	0	0	0
Major League Totals		.237	694	1803	208	427	94	5	88	258	24	20	17	221	562	2	3	37
Minor League Totals		.255	483	1598	229	408	86	8	57	242	13	21	31	204	450	13	18	49
Red Sox Totals		.209	44	110	12	23	5	0	4	10	3	0	1	11	45	1	0	1

1995 Selected by the Los Angeles Dodgers in the 19th round of the June draft (did not sign)
 1998 Signed by the Los Angeles Dodgers as a seventh-round selection in the June draft
 2005 Acquired by the Pittsburgh Pirates in exchange for cash considerations on 3/30
 2005 Acquired by the San Diego Padres in exchange for INF J.J. Furmaniak on 7/28
 2006 Acquired by the Cincinnati Reds in exchange for RHP Bobby Basham on 3/21
 2008 Released on 8/18...Signed by the Boston Red Sox as a minor league free agent on 8/22
 2008 Signed by the Atlanta Braves as a free agent on 12/5
 2012 Signed by the Boston Red Sox as a free agent on 11/14

ADDITIONAL BATTING STATISTICS

YEAR	CLUB	OBP	SLG	OPS	TB	GDP
2002	LA DODGERS	.385	.600	.985	6	0
2003	LA DODGERS	.336	.556	.892	69	4
2004	LA DODGERS	.253	.291	.544	48	3
2005	PITTSBURGH	.263	.380	.642	41	3
	SAN DIEGO	.389	.471	.859	8	0
2006	CINCINNATI	.353	.579	.932	143	4
2007	CINCINNATI	.271	.399	.670	124	9
2008	CINCINNATI	.381	.366	.747	49	3
	BOSTON	.125	.125	.250	1	0
2009	ATLANTA	.380	.508	.888	65	1
2010	ATLANTA	.392	.479	.871	58	5
2011	ATLANTA	.333	.428	.761	65	4
2012	ATLANTA	.321	.449	.770	79	5
2013	BOSTON	.298	.382	.680	39	3
Major League Totals		.323	.441	.764	795	44

WILD CARD RECORD

YEAR	CLUB	AVG.	G	AB	R	H	2B	3B	HR	RBI	SH	SF	HB	BB	SO	SB	CS	E
2012	ATL vs. STL	.750	1	4	1	3	0	0	1	2	0	0	0	0	0	0	0	0

DIVISION SERIES RECORD

YEAR	CLUB	AVG.	G	AB	R	H	2B	3B	HR	RBI	SH	SF	HB	BB	SO	SB	CS	E
2004	LA vs. STL	.000	2	3	0	0	0	0	0	0	0	0	0	1	0	0	0	1
2008	BOS vs. LAA	---	1	0	0	0	0	0	0	0	0	0	0	0	0	0	0	0
2010	ATL vs. SF	---	2	0	0	0	0	0	0	0	0	0	0	0	0	0	0	0
Division Series Totals		.000	5	3	0	0	0	0	0	0	0	0	0	1	0	0	0	0

CAREER FIELDING RECORD

YEAR	CLUB	POS	PCT.	G	GS	PO	A	E	TC	DP
2002	LA DODGERS	C	1.000	6	2	19	2	0	21	0
2003	LA DODGERS	C	.986	38	35	259	26	4	289	2
2004	LA DODGERS	C	.992	67	51	355	21	3	379	0
2005	PITTSBURGH	C	.986	35	31	183	23	3	209	4
	SAN DIEGO	C	1.000	7	2	28	0	0	28	1
2006	CINCINNATI	C	.985	75	73	480	33	8	521	5
2007	CINCINNATI	C	.993	108	98	662	50	5	717	7
2008	CINCINNATI	C	.992	46	43	323	29	3	355	4
	BOSTON	C	1.000	8	0	23	0	0	23	0
2009	ATLANTA	C	.997	52	36	314	37	1	352	6
2010	ATLANTA	C	.987	57	33	276	22	4	302	1
2011	ATLANTA	C	.992	49	42	337	32	3	372	2
2012	ATLANTA	C	.995	54	47	366	27	2	395	4
2013	BOSTON	C	.997	36	33	288	13	1	302	2
Career Totals		C	.991	638	526	3913	315	37	4265	38

CAREER SINGLE-GAME HIGHS

HITS	4, 4/26/13 vs. HOU
DOUBLES	3, 9/29/10 for ATL vs. FLA
HOME RUNS	2, 11 times, last 4/26/13 vs. HOU
RBI	5, 2 times, last 6/22/07 for CIN at SEA
RUNS SCORED	3, 4 times, last 4/26/13 vs. HOU
WALKS	3, 4 times, last 5/2/13 at TOR
STRIKEOUTS	5, 5/25/13 vs. CLE
STOLEN BASES	1, 2 times, last 5/5/13 at TEX
HITTING STREAK	12, 5/16/06-6/9/06
EJECTIONS	None

HOME RUN NOTES

MULTI-HOME RUN GAMES (11)
2-HOME RUN GAMES (11)
Last: 4/26/13 vs. HOU
LEADOFF HOME RUNS (0)
GRAND SLAMS (2)
Last: 7/2/11 vs. BAL off Jake Arrieta
PINCH-HIT HOME RUNS (3)
Last: 6/2/06 at HOU off Dave Borkowski
EXTRA-INNING HOME RUNS (2)
Last: 9/30/04 vs. COL off Steve Reed (11th)
GAME-ENDING HOME RUNS (2)
Last: 8/9/06 vs. STL off Jason Istringhausen
INSIDE-THE-PARK HOME RUNS (0)

FULL NAME: Jarrod Scott Saltalamacchia

BATS: Switch **THROWS:** Right **HEIGHT:** 6-4 **WEIGHT:** 235

AGE: 28

BORN: May 2, 1985 in West Palm Beach, FL

RESIDES: Wellington, FL

MAJOR LEAGUE SERVICE: 6 years, 43 days

ACQUIRED: From Texas in exchange for 1B Christopher McGuiness, RHP Roman Mendez, a player to be named later (C Michael Thomas) and cash considerations on July 31, 2010

SIGNED BY: Alex Morrales (Braves)

CONTRACT STATUS: Signed through 2013



2013 HIGHLIGHTS

- 👉 Set single-season career highs in several offensive categories including at-bats (425), runs (68), hits (116), extra-base hits (54), doubles (40), RBI (65), walks (43), total bases (198), and stolen bases (4)...Matched a career-high with 121 games played (also 2012).
- 👉 His .273 AVG, .466 SLG, and .804 OPS were all career-best marks...His .338 OBP was his highest in any season he's played at least 65 games.
- 👉 His 40 doubles established a new Red Sox single-season record by a primary catcher...The previous mark was 39 by Carlton Fisk in 1978 and Jason Varitek in 1999.
- 👉 The 40 doubles also ranked 6th in AL...Led the AL and ranked 2nd in MLB with both 40 doubles and 54 extra-base hits as a catcher...Ranked 2nd among AL qualifiers with a .472 SLG and .813 OPS as a catcher.
- 👉 Averaged 7.9 at-bats per extra-base hit, the 2nd-fewest by a primary Red Sox catcher behind Carlton Fisk's 1972 (7.7 AB/XBH).
- 👉 32 of his 65 RBI came in the 7th inning or later, the 4th most such RBI in the AL.
- 👉 Switch-hitter batted .294 (90-for-306) from the left side and .218 (26-for-119) from the right...12 of his 14 homers came as a left-handed batter.
- 👉 Finished T-4th in the AL with a career-high 111 starts and 5th with 1,004.0 innings at catcher...Also made 1 start at designated hitter.
- 👉 Sox hurlers posted a 3.86 ERA while pitching to him, his lowest career catcher ERA and the lowest by a Red Sox catcher (min. 80 G) since Jason Varitek in 2008 (3.66)...His previous low in a season in which he caught at least 100.0 innings was a 4.08 mark with TEX in 2009.
- 👉 Drew 3 walks on Opening Day (4/1) at NYY, matching a single-game career high for 3rd time, 1st since 9/5/12 at SEA.
- 👉 Doubled twice and hit the 2nd of back-to-back homers with Daniel Nava on 4/10 vs. BAL, tying career high with 3 XBH (2nd time, also 9/12/12 vs. NYY).
- 👉 Caught all 14 innings on 6/10 in BOS' 10-8 win at TB and tied a career high with 4 hits for the 1st of 2 times in 2013.
- 👉 Reached base safely in a career-high 18 consecutive games with a plate appearance leading into the All-Star break (from 6/18-7/13)...Hit .266 (17-for-64) with 7 doubles, 9 RBI, and 12 walks.
- 👉 Caught all 18 innings of the Sox' 6/18 doubleheader sweep vs. TB...Was the 1st Red Sox catcher to start both ends of a twinbill since John Marzano on 8/14/92 at MIL.
- 👉 With David Ross going on the DL (concussion) between games of that 6/18 doubleheader, started behind the plate in 41 of the Red Sox' 54 games while Ross was on the DL from 6/18 (G2)-8/18.
- 👉 Hit .284 (48-for-169) in 47 games after the All-Star break compared to .266 (68-for-256) in 74 games in the 1st half.
- 👉 Caught 2 of 8 attempted base stealers 8/5 at HOU...The 6 stolen bases allowed were a career high.
- 👉 Missed 5 games from 9/3-7 due to low back tightness.
- 👉 Hit safely in 23 of his last 30 games of the season beginning 8/9 batting .306 (33-for-108) with 12 doubles, 4 homers, 22 RBI, 24 runs, and 9 walks.
- 👉 Ended season with career-high 11-game hit streak beginning on 9/12...Was hitting .410 (16-for-39) with 5 doubles, 3 homers, 11 RBI, and 12 runs over the streak.
- 👉 Hit a 7th-inning grand slam on 9/13 vs. NYY to unknot a 7-7 tie...Tied season-high with 4 RBI (2nd time, also 6/9 vs. LAA)...Was his 3rd career slam and 1st since 5/5/09 at SEA.

JARROD SALTALAMACCHIA, CONTINUED

- Stole home as part of a double steal on 9/15 vs. NYY, becoming the 1st Sox catcher to steal home since Gary Allenson did it on double steal on 8/24/80 at SEA.
- Matched a career high for the 4th time in his career and the 2nd time in 2013 with 4 hits on 9/25 at COL.
- His .314 September AVG (16-for-51) was his best in any single month since June 2011 (.327).

JARROD SALTALAMACCHIA'S CAREER RECORD

YEAR	CLUB	AVG.	G	AB	R	H	2B	3B	HR	RBI	SH	SF	HB	BB	SO	SB	CS	E
2003	GCL Braves	.239	46	134	23	32	11	2	2	14	0	0	3	28	33	0	0	8
2004	Rome	.272	91	323	42	88	19	2	10	51	1	3	5	34	83	1	0	8
2005	Myrtle Beach	.314	129	459	70	144	35	1	19	81	1	5	7	57	99	4	2	10
2006	Mississippi	.230	92	313	30	72	18	1	9	39	0	3	6	55	71	0	1	8
2007	Mississippi	.309	22	81	18	25	7	0	6	13	0	0	0	13	17	2	0	5
	ATLANTA	.284	47	141	11	40	6	0	4	12	0	1	1	10	28	0	0	3
	TEXAS	.251	46	167	28	42	7	1	7	21	0	0	0	9	47	0	0	11
2008	Oklahoma	.291	15	55	10	16	3	1	2	13	0	0	2	7	15	0	0	0
	TEXAS	.253	61	198	27	50	13	0	3	26	0	1	0	31	74	0	2	9
2009	Frisco	.000	2	4	1	0	0	0	0	0	0	0	1	1	1	0	0	0
	TEXAS	.233	84	283	34	66	12	0	9	34	3	1	1	22	97	0	2	7
2010	Ok. City	.244	63	238	37	58	11	2	11	33	0	2	5	25	60	1	0	5
	Pawtucket	.278	9	36	5	10	5	0	1	6	0	0	0	4	9	0	0	0
	TEXAS	.200	2	5	0	1	0	0	0	1	0	0	0	0	1	0	0	0
	BOSTON	.158	10	19	2	3	3	0	0	1	0	0	0	6	4	0	0	1
2011	BOSTON	.235	103	358	52	84	23	3	16	56	0	1	3	24	119	1	0	6
2012	BOSTON	.222	121	405	55	90	17	1	25	59	0	4	1	38	139	0	1	7
2013	BOSTON	.273	121	425	68	116	40	0	14	65	0	2	0	43	139	4	1	6
Major League Totals		.246	595	2001	277	492	121	5	78	275	3	10	6	183	648	5	6	50
Minor League Totals		.271	469	1643	236	445	109	9	60	250	2	13	29	224	388	8	3	45
Red Sox Totals		.243	355	1207	177	293	83	4	55	181	0	7	4	111	401	5	2	20

2003 Signed by the Atlanta Braves as a supplemental-round selection (36th overall) in the June draft

2007 Acquired by the Texas Rangers along with SS Elvis Andrus, RHP Neftali Feliz, and LHPs Matt Harrison and Beau Jones in exchange for INF Mark Teixeira and LHP Ron Mahay on July 31

2010 Acquired by the Boston Red Sox in exchange for 1B Christopher McGuiness, RHP Roman Mendez, a player to be named later (C Michael Thomas), and cash considerations on July 31

ADDITIONAL BATTING STATISTICS

YEAR	CLUB	OBP	SLG	OPS	TB	GDP
2007	ATLANTA	.333	.411	.745	58	4
	TEXAS	.290	.431	.721	72	4
2008	TEXAS	.352	.364	.716	72	1
2009	TEXAS	.290	.371	.661	105	3
2010	TEXAS	.200	.200	.400	1	0
	BOSTON	.360	.316	.676	6	0
2011	BOSTON	.288	.450	.737	161	7
2012	BOSTON	.288	.454	.742	184	5
2013	BOSTON	.338	.466	.804	198	7
Major League Totals		.310	.428	.738	857	31

CAREER FIELDING RECORD

YEAR	CLUB	POS	PCT.	G	GS	PO	A	E	TC	DP
2007	ATLANTA	C	.993	25	20	138	12	1	151	3
		1B	.981	14	11	96	9	2	107	7
	TEXAS	C	.985	22	22	127	5	2	134	1
		1B	.960	24	24	204	12	9	225	21
2008	TEXAS	C	.976	54	52	345	17	9	371	6
2009	TEXAS	C	.987	83	82	502	28	7	537	4
2010	TEXAS	C	1.000	1	1	8	0	0	8	0
	BOSTON	C	.976	6	5	38	2	1	41	0
		1B	-	1	0	0	0	0	0	0
2011	BOSTON	C	.992	101	96	678	56	6	740	3
2012	BOSTON	C	.991	104	95	715	41	7	763	3
		1B	1.000	1	0	1	0	0	1	0
2013	BOSTON	C	.994	119	111	908	46	6	960	4
Career Totals		C	.989	515	484	3459	207	39	3705	24
		1B	.967	40	35	301	21	11	333	28

SALTALAMACCHIA

CAREER SINGLE-GAME HIGHS

HITS	4, 4 times, last 9/25/13 at COL
DOUBLES	2, 11 times, last 8/14/13 at TOR
HOME RUNS	2, 4 times, last 6/9/13 vs. LAA
RBI	7, 8/22/07 for TEX at BAL (G1)
RUNS SCORED	5, 8/22/07 for TEX at BAL (G1)
WALKS	3, 3 times, last 4/1/13 at NYY
STRIKEOUTS	4, 2 times, last 7/7/12 vs. NYY
STOLEN BASES	1, 5 times, last 9/17/13 vs. BAL
HITTING STREAK	11, 9/12/13-present
EJECTIONS (1)	7/8/11 vs. BAL (HP, M. Estabrook)

HOME RUN NOTES

MULTI-HOME RUN GAMES (4)
2-HOME RUN GAMES (4)
Last: 6/9/13 vs. LAA
LEADOFF HOME RUNS (0)
GRAND SLAMS (3)
Last: 9/13/13 vs. NYY off Preston Claiborne
PINCH-HIT HOME RUNS (1)
5/26/12 vs. TB off Fernando Rodney (walkoff)
EXTRA-INNING HOME RUNS (1)
5/5/09 at SEA off Denny Stark (10th, grand slam)
GAME-ENDING HOME RUNS (1)
5/26/12 vs. TB off Fernando Rodney
INSIDE-THE-PARK HOME RUNS (0)



FULL NAME: Brandon Roger Snyder
BATS: Right **THROWS:** Right **HEIGHT:** 6-2 **WEIGHT:** 225
AGE: 26
BORN: November 23, 1986 in Las Vegas, NV
RESIDES: Ashburn, VA
MAJOR LEAGUE SERVICE: 1 year, 122 days
ACQUIRED: Signed as a minor league free agent on March 31, 2013
SIGNED BY: Ty Brown (Orioles)
CONTRACT STATUS: Signed through 2013



2013 HIGHLIGHTS

- 👉 Played in 27 games (11 starts) after 6/25 selection to BOS from Triple-A Pawtucket.
- 👉 Drove in a run in 4 of 11 starts with the Sox.
- 👉 5 of 9 hits went for extra bases (3 2B, 2 HR) and both of his home runs came at Fenway Park.
- 👉 Went 0-for-17 vs. right-handed pitching compared to 9-for-33 (.273) against lefties.
- 👉 In day games, hit .375 (3-for-8) with a double, homer, and 3 RBI, while going 6-for-42 (.143) in night games.
- 👉 Appeared for BOS in 17 games at 3B (10 starts), 6 at 1B (1 start), and 1 in LF.
- 👉 Hit .353 (6-for-17) with 6 RBI in a 5-game span from 6/30-7/5, with 3 of his 6 hits going for extra bases (2 2B, HR).
- 👉 Delivered a 3-run, bases-loaded double in the 4th inning on 7/2 vs. SD that proved the difference in a 4-1 win...The 3 RBI marked his 2nd-highest single-game total after a 6-RBI game on 5/7/12 for TEX at BAL, his only other contest with the game-winning RBI as a major leaguer.
- 👉 On 7/4 vs. SD hit his 1st home run with Red Sox and his 1st in MLB since 5/15/12 for TEX vs. KC.
- 👉 Placed on 15-day DL on 8/10 (retro to 8/8) with right elbow ulnar neuritis...Played 4 rehab games with Triple-A Pawtucket from 8/28-31 (.154 AVG, 2-for-13)...Activated from the DL on 9/1.
- 👉 Hit .261 (65-for-249) with 16 doubles, a triple, 10 home runs, 37 RBI, 37 runs scored, and 20 walks in 68 total games with the PawSox this year, including his 4-game rehab stint.
- 👉 At the time of his promotion from Triple-A on 6/25, led Pawtucket with 36 runs and 16 doubles, and was 2nd on the club with 37 RBI and 10 home runs.
- 👉 Had multiple hits in 8 of 12 Triple-A games from 5/19-6/2, going 19-for-47 (.404) with 4 doubles, a triple, 2 homers, and 8 RBI in that stretch.
- 👉 Signed with the Red Sox as a minor league free agent on 3/31.

BRANDON SNYDER'S CAREER RECORD

YEAR	CLUB	AVG.	G	AB	R	H	2B	3B	HR	RBI	SH	SF	HB	BB	SO	SB	CS	E
2005	Bluefield	.271	44	144	26	39	8	0	8	35	1	6	1	28	36	7	2	4
	Aberdeen	.393	8	28	4	11	2	0	0	6	0	1	0	2	7	0	0	2
2006	Delmarva	.194	38	144	12	28	12	0	3	20	3	0	9	55	0	0	0	5
	Aberdeen	.234	34	124	14	29	8	1	1	11	0	1	1	5	43	2	1	7
2007	Delmarva	.283	118	448	63	127	23	3	11	58	1	2	6	44	107	0	2	11
2008	Frederick	.315	116	435	70	137	33	2	13	80	1	7	4	29	83	3	2	12
2009	Bowie	.343	58	201	24	69	19	1	10	45	0	3	2	27	45	0	1	5
	Norfolk	.248	73	262	36	65	18	2	2	43	0	6	5	24	64	3	1	6
2010	Norfolk	.257	98	339	36	87	22	1	9	43	0	2	7	28	101	4	1	11
	Aberdeen	.231	3	13	2	3	1	0	1	4	0	0	0	2	0	0	0	0
	BALTIMORE	.300	10	20	1	6	2	0	0	3	0	0	0	3	0	1	2	2
2011	Norfolk	.261	114	448	55	117	21	1	14	71	0	9	5	32	91	1	2	10
	BALTIMORE	.231	6	13	2	3	1	0	0	1	0	0	1	3	4	0	0	1
2012	Round Rock	.253	23	87	12	22	7	0	2	9	1	0	0	4	30	0	0	3
	TEXAS	.277	40	65	11	18	2	0	3	9	1	0	0	3	26	0	0	0
2013	BOSTON	.180	27	50	5	9	3	0	2	7	0	0	2	0	16	0	0	1
	Pawtucket	.261	68	249	37	65	16	1	10	37	0	1	7	20	69	3	1	9
Major League Totals		.243	83	148	19	36	8	0	5	20	1	0	3	6	49	0	1	4
Minor League Totals		.273	795	2922	391	799	190	12	84	462	7	41	38	252	733	23	13	85
Red Sox Totals		.180	27	50	5	9	3	0	2	7	0	0	2	0	16	0	0	1

BRANDON SNYDER, CONTINUED

2005 Signed by the Baltimore Orioles as a 1st-round selection (13th overall) in the June draft
 2012 Acquired by the Texas Rangers in exchange for cash considerations on 1/3
 2012 Re-signed by the Texas Rangers as a minor league free agent on 12/13
 2013 Released on 3/27...Signed by the Boston Red Sox as a minor league free agent on 3/31

ADDITIONAL BATTING STATISTICS

YEAR	CLUB	OBP	SLG	OPS	TB	GDP
2010	BALTIMORE	.300	.400	.700	8	0
2011	BALTIMORE	.412	.308	.720	4	0
2012	TEXAS	.309	.446	.755	29	1
2013	BOSTON	.212	.360	.572	18	0
Major League Totals		.287	.399	.686	59	1

CAREER FIELDING RECORD

YEAR	CLUB	POS	PCT.	G	GS	PO	A	E	TC	DP
2010	BALTIMORE	1B	.958	10	5	44	2	2	48	2
2011	BALTIMORE	1B	.978	5	4	42	2	1	45	3
2012	TEXAS	C	1.000	1	0	1	0	0	1	0
		1B	1.000	11	8	67	6	0	73	5
		3B	1.000	7	1	0	1	0	1	0
		OF	1.000	10	4	10	0	0	10	0
2013	BOSTON	1B	1.000	6	1	15	1	0	16	3
		3B	.970	17	10	8	24	1	33	4
		OF	---	1	0	0	0	0	0	0
Career Totals		C	1.000	1	0	1	0	0	1	0
		1B	.984	32	18	168	11	3	182	13
		3B	.971	24	11	8	25	1	34	4
		OF	1.000	11	4	10	0	0	10	0

CAREER SINGLE-GAME HIGHS

HITS 3, 2 times, last 5/7/12 for TEX at BAL
DOUBLES 1, 8 times, last 7/31/13 vs. SEA
HOME RUNS 1, 5 times, last 7/29/13 vs. TB
RBI 6, 5/7/12 at BAL
RUNS SCORED 2, 2 times, last 5/7/12 for TEX at BAL
WALKS 1, 6 times, last 5/30/12 for TEX vs. SEA
STRIKEOUTS 3, 2 times, last 7/5/12 for TEX at CWS
STOLEN BASES None
HITTING STREAK 3, 3 times, last 7/29/13-8/3/13
EJECTIONS None

HOME RUN NOTES

MULTI-HOME RUN GAMES (0)
LEADOFF HOME RUNS (0)
GRAND SLAMS (0)
PINCH-HIT HOME RUNS (1)
 5/15/12 vs. KC off Jose Mijares
EXTRA-INNING HOME RUNS (0)
GAME-ENDING HOME RUNS (0)
INSIDE-THE-PARK HOME RUNS (0)

FULL NAME: Junichi Tazawa**BATS:** Right **THROWS:** Right **HEIGHT:** 5-11 **WEIGHT:** 200**AGE:** 27**BORN:** June 6, 1986 in Yokohama, Japan**RESIDES:** Yokohama, Japan**MAJOR LEAGUE SERVICE:** 3 years, 86 days**ACQUIRED:** Signed as an international free agent on Dec. 3, 2008**SIGNED BY:** Craig Shipley (Red Sox)**CONTRACT STATUS:** Signed through 2013

2013 HIGHLIGHTS

- 🔥 Made 1st career Opening Day roster...Led all Red Sox relievers and ranked T-7th among all American League relievers in holds with 25.
- 🔥 Set career highs in several categories including games (71), innings (68.1), wins (5), and strikeouts (72)... Ranked T-10th among AL relievers in games.
- 🔥 Finished with a SO/BB ratio of 6.0 (72 SO/12 BB), tied with NYY's Mariano Rivera for 3rd-best among all AL relievers...Finished 5th among AL relievers in BB/9.0 IP ratio at 1.6 (12 BB/68.1 IP).
- 🔥 No runs allowed in 51 of his 71 appearances.
- 🔥 Pitched more than 1.0 inning 11 times and posted a 0.98 ERA (2 ER/18.1 IP) when doing so.
- 🔥 Had at least 1 SO in 48 games and 2 or more SO 19 times.
- 🔥 Posted a 2.81 ERA (10 ER/32.0 IP) in 35 games at Fenway Park, and a 3.47 ERA (14 ER/36.1 IP) in 36 road games...Did not allow runs in 27 of his 35 home games.
- 🔥 Was 2-0 with a 0.93 ERA (1 ER/9.2 IP) with 0 BB and 10 SO over his 1st 9 games of the season.
- 🔥 Did not issue a BB over his 1st 11 games (11.1 IP).
- 🔥 3 of his wins came in Red Sox final at-bat victories: 4/13 vs. TB, 5/16 at TB, and 8/7 at HOU.
- 🔥 Was 1-3 with a 10.13 ERA (9 ER/8.0 IP) and 6 HR allowed in 9 games vs. TOR on the season, and 4-1 with a 2.24 ERA (15 ER/60.1 IP) and 3 HR allowed in 62 games against all other opponents.

JUNICHI TAZAWA'S CAREER RECORD

YEAR	CLUB	W-L	ERA	G	GS	CG	SHO	SV	IP	H	R	ER	HR	HB	BB	SO	WP	BK
2009	Pawtucket	0-2	2.38	2	2	0	0	0	11.1	7	4	3	0	1	1	6	0	0
	Portland	9-5	2.57	18	18	0	0	0	98.0	80	31	28	8	3	26	88	4	2
	BOSTON	2-3	7.46	6	4	0	0	0	25.1	43	23	21	4	3	9	13	0	0
2011	Salem	0-1	6.05	6	6	0	0	0	19.1	20	13	13	4	3	6	13	0	0
	BOSTON	0-0	6.00	3	0	0	0	0	3.0	3	2	2	1	0	1	4	0	0
	Portland	3-2	4.70	8	2	0	0	0	23.0	20	12	12	3	2	7	27	3	0
	Pawtucket	1-1	2.51	8	0	0	0	0	14.1	14	4	4	1	0	3	19	0	0
2012	Pawtucket	3-2	2.55	25	0	0	0	4	42.1	34	18	12	2	0	17	56	3	1
	BOSTON	1-1	1.43	37	0	0	0	1	44.0	37	7	7	1	2	5	45	0	0
2013	BOSTON	5-4	3.16	71	0	0	0	0	68.1	70	25	24	9	1	12	72	3	1
Major League Totals		8-8	3.45	117	4	0	0	1	140.2	153	57	54	15	6	27	134	3	1
Minor League Totals		16-13	3.11	67	28	0	0	4	208.1	175	82	72	18	9	60	209	10	3
Red Sox Totals		8-8	3.45	117	4	0	0	1	140.2	153	57	54	15	6	27	134	3	1

2008 Signed by the Boston Red Sox as an international free agent on 12/3

CAREER FIELDING RECORD

YEAR	CLUB	POS	PCT.	G	GS	PO	A	E	TC	DP
2009	BOSTON	P	1.000	6	4	0	1	0	1	0
2011	BOSTON	P	-	3	0	0	0	0	0	0
2012	BOSTON	P	1.000	37	0	2	4	0	6	0
2013	BOSTON	P	1.000	71	0	2	6	0	8	1
MLB Totals		P	1.000	117	4	4	11	0	15	1

CAREER SINGLE-GAME HIGHS (IN RELIEF)

INNINGS PITCHED	4.0, 7/17/12 vs. CWS
STRIKEOUTS	5, 7/22/12 vs. TOR
HITS ALLOWED	7, 9/4/09 at CWS
RUNS ALLOWED	5, 9/4/09 at CWS
WALKS ALLOWED	1, 19 times, last 9/11/13 at TB
HOME RUNS ALLOWED	1, 12 times, last 9/20/13 vs. TOR
EJECTIONS	None



FULL NAME: Matthew J. Thornton
BATS: Left **THROWS:** Left **HEIGHT:** 6-6 **WEIGHT:** 235
AGE: 37
BORN: September 15, 1976 in Centreville, MI
RESIDES: Peoria, AZ
MAJOR LEAGUE SERVICE: 9 years, 129 days
ACQUIRED: From Chicago (AL) with cash considerations in exchange for OF Brandon Jacobs on July 12, 2013
SIGNED BY: Ken Madeja (Mariners)
CONTRACT STATUS: Signed through 2013 (club option for 2014)



2013 HIGHLIGHTS

- Spent the 1st half of the season with the White Sox...Acquired by BOS in exchange for minor league OF Brandon Jacobs on 7/12.
- Totaled 60 appearances between both CWS (40 games) and the Red Sox (20 games), marking his 8th straight season with at least that many games.
- Finished the season with 19 holds, 6th most among AL LHP and T-10th among all LH MLB relievers.
- No runs allowed in 31 of 40 appearances for CWS and was 0-3 with a 3.86 ERA (12 ER/28.0 IP) in 40 games.
- Went a season-high 11 straight games without allowing an ER from 4/24-5/15 (7.0 IP).
- Went 0-1 with a 3.52 ERA (6 ER/15.1 IP) in 20 games for the Red Sox with no runs allowed in 15 of his 20 appearances.
- Took the loss in his Red Sox debut in the 11th inning on 7/14 at OAK (0.2 IP, H, ER, 2 BB).
- Placed on the 15-day disabled list with a left oblique strain on 8/7 (retro to 8/5)...Did not appear in any rehab games and was activated on 8/25.
- After issuing 2 BB in BOS debut in 0.2 IP on 7/14, walked just 3 batters over his final 19 games in 14.2 IP.
- 11 of 13 appearances at Fenway Park were scoreless (1.59 ERA, 2 ER/11.1 IP)...Had a 9.00 ERA (4 ER/4.0 IP) on the road with BOS, allowing runs in 3 of 7 games.
- Had a season-best 7.2-inning scoreless streak, 7/28-9/2.
- Threw a season-high 1.2 innings twice: 8/2 vs. ARI and 9/2 vs. DET.

MATT THORNTON'S CAREER RECORD

YEAR	CLUB	W-L	ERA	G	GS	CG	SHO	SV	IP	H	R	ER	HR	HB	BB	SO	WP	BK
1998	Everett	0-0	27.00	2	0	0	0	0	1.1	1	4	4	0	0	3	0	0	0
1999	Wisconsin	0-0	4.91	25	1	0	0	1	29.1	39	19	16	1	0	25	34	5	0
2000	Wisconsin	6-9	4.01	26	17	0	0	0	103.1	94	59	46	2	6	72	88	12	2
2001	San Berndno	14-7	2.52	27	27	0	0	0	157.0	126	56	44	9	11	60	192	12	0
2002	San Antonio	1-5	3.63	12	12	0	0	0	62.0	52	31	25	3	5	29	44	8	0
2003	Tacoma	0-2	8.00	2	2	0	0	0	9.0	14	11	8	2	0	3	5	1	0
	San Antonio	3-0	0.36	4	4	0	0	0	25.1	8	3	1	0	0	9	18	0	0
	Inf.Empire	0-0	4.00	2	2	0	0	0	9.0	9	4	4	2	1	4	14	0	0
2004	Tacoma	7-5	5.20	16	15	1	0	0	83.0	85	58	48	4	6	63	74	10	0
	SEATTLE	1-2	4.13	19	1	0	0	0	32.2	30	15	15	2	0	25	30	2	0
2005	SEATTLE	0-4	5.21	55	0	0	0	0	57.0	54	33	33	13	0	42	57	7	0
2006	WHITE SOX	5-3	3.33	63	0	0	0	2	54.0	46	20	20	5	1	21	49	1	0
2007	WHITE SOX	4-4	4.79	68	0	0	0	2	56.1	59	31	30	4	2	26	55	3	0
2008	WHITE SOX	5-3	2.67	74	0	0	0	1	67.1	48	20	20	5	2	19	77	3	0
2009	WHITE SOX	6-3	2.74	70	0	0	0	4	72.1	58	22	22	5	1	20	87	4	0
2010	WHITE SOX	5-4	2.67	61	0	0	0	8	60.2	41	18	18	3	2	20	81	1	0
2011	WHITE SOX	2-5	3.32	62	0	0	0	3	59.6	60	34	22	3	0	21	63	2	0
2012	WHITE SOX	4-10	3.46	74	0	0	0	3	65.0	63	27	25	4	3	17	53	2	0
2013	WHITE SOX	0-3	3.86	40	0	0	0	0	28.0	25	14	12	4	2	10	21	1	0
	BOSTON	0-1	3.52	20	0	0	0	0	15.1	22	6	6	0	0	5	9	1	0
Major League Totals		32-42	3.53	606	1	0	0	23	568.1	506	240	223	48	13	226	582	27	0
Minor League Totals		31-28	3.68	116	80	1	0	1	479.1	428	245	196	23	29	268	469	48	2
Red Sox Totals		0-1	3.52	20	0	0	0	0	15.1	22	6	6	0	0	5	9	1	0

- 1995 Selected by the Detroit Tigers in the 27th round of the June draft (did not sign)
 1998 Signed by the Seattle Mariners as a first-round selection (22nd overall) in the June draft
 2006 Acquired by the Chicago White Sox in exchange for OF Joe Borchard on 3/20
 2013 Acquired by the Boston Red Sox along with cash considerations in exchange for OF Brandon Jacobs on 7/12

MATT THORNTON, CONTINUED

DIVISION SERIES RECORD

YEAR	CLUB	W-L	ERA	G	GS	CG	SHO	SV	IP	H	R	ER	HR	HB	BB	SO	WP	BK
2008	CWS vs. TB	0-0	0.00	3	0	0	0	0	3.1	2	0	0	0	0	2	2	0	0

ALL-STAR GAME RECORD

YEAR	CLUB	W-L	ERA	G	GS	CG	SHO	SV	IP	H	R	ER	HR	HB	BB	SO	WP	BK
2010	AL at LAA	0-0	27.00	1	0	0	0	0	0.1	1	1	1	0	0	1	0	0	0

WORLD BASEBALL CLASSIC RECORD

YEAR	CLUB	W-L	ERA	G	GS	CG	SHO	SV	IP	H	R	ER	HR	HB	BB	SO
2009	USA	0-0	7.71	5	0	0	0	0	4.2	4	4	4	1	0	1	5

CAREER FIELDING RECORD

YEAR	CLUB	POS	PCT.	G	GS	PO	A	E	TC	DP
2004	SEATTLE	P	1.000	19	1	0	4	0	4	1
2005	SEATTLE	P	1.000	55	0	0	6	0	6	1
2006	WHITE SOX	P	.909	63	0	2	8	1	11	0
2007	WHITE SOX	P	1.000	68	0	5	8	0	13	2
2008	WHITE SOX	P	1.000	74	0	1	8	0	9	1
2009	WHITE SOX	P	.917	70	0	2	9	1	12	2
2010	WHITE SOX	P	1.000	61	0	0	6	0	6	0
2011	WHITE SOX	P	1.000	62	0	5	7	0	12	0
2012	WHITE SOX	P	1.000	74	0	2	14	0	16	2
2013	WHITE SOX	P	.778	40	0	2	5	2	9	0
	BOSTON	P	1.000	20	0	1	1	0	2	0
Career Totals			P .960	606	1	20	76	4	100	9

CAREER BATTING TOTALS

	AVG.	G	AB	R	H	2B	3B	HR	RBI	SH	SF	HB	BB	SO	SB	CS	E
Major League Totals	.000	606	1	0	0	0	0	0	0	0	0	0	0	1	0	0	4

CAREER SINGLE-GAME HIGHS (IN RELIEF)

INNINGS PITCHED	4.0, 6/27/04 for SEA vs. SD
STRIKEOUTS	5, 5 times, last 5/7/10 for CWS vs. TOR
HITS ALLOWED	5, 2 times, last 9/4/04 for SEA at CWS
RUNS ALLOWED	6, 5/11/05 for SEA at NYY
WALKS ALLOWED	5, 7/2/04 for SEA at STL
HOME RUNS ALLOWED	3, 5/11/05 for SEA at NYY
EJECTIONS	None

FULL NAME: Koji Uehara**BATS:** Right **THROWS:** Right **HEIGHT:** 6-2 **WEIGHT:** 195**AGE:** 38**BORN:** April 3, 1975 in Osaka, Japan**RESIDES:** Tokyo, Japan**MAJOR LEAGUE SERVICE:** 5 years**ACQUIRED:** Signed as a free agent on December 18, 2012**SIGNED BY:** John Stockstill (Orioles)**CONTRACT STATUS:** Signed through 2014**2013 HIGHLIGHTS**

- 🔥 In 1st season with the Red Sox set career bests in wins (4), games (73), saves (21), innings (74.1), SO (101), ERA (1.09), opp. AVG (.130), and WHIP (0.57).
- 🔥 Led all ML relievers in ERA, WHIP, SO/BB (11.2) ratio...Became the 1st major leaguer ever to record at least 100 strikeouts in a season with fewer than 10 walks allowed.
- 🔥 Threw 74% of his pitches for strikes (775 strikes/1,049 pitches), the top rate by any ML pitcher in a season of at least 10.0 innings since at least 2000 (as far back as data is available).
- 🔥 His 44 perfect outings set an AL record and finished 1 shy of SD's Luke Gregerson's MLB record of 45 in 2010.
- 🔥 Tied for the MLB lead and established a club record with 65 scoreless appearances.
- 🔥 His 0.57 WHIP (33 hits, 9 walks) was the best single-season mark in major league history for a pitcher with at least 40.0 innings.
- 🔥 His 1.09 ERA was the 2nd best in Red Sox history among pitchers with at least 70.0 innings, trailing only Dutch Leonard's 0.96 mark in 1914.
- 🔥 Led all AL relievers in BB/9.0 ratio (1.1), and opp. AVG (.130).
- 🔥 Recorded 1st save of the season on 5/17 at MIN (10 innings) but was officially inserted to the closer's role at the end of June...From the date of his 1st opportunity on 6/26, went 4-1, 20 SV, 22 SVO, 0.41 ERA (2 ER/44.1 IP), 2 BB, 59 SO, .097 opp. AVG (14-for-145), and a 0.36 WHIP in 41 games.
- 🔥 Of his 21 saves, 19 were perfect appearances.
- 🔥 Had 4 multi-inning saves: 8/24 at LAD (1.1 IP), 8/30 vs. CWS (1.1 IP), 9/10 at TB (1.1 IP), and 9/20 vs. TOR (1.2 IP)...His save on 9/20 clinched the AL East division title for BOS at Fenway Park.
- 🔥 Had career-best 30.1-inning scoreless streak, longest for any MLB pitcher on the season, from 7/9-9/13...Held opponents to a .063 AVG (6-for-95) with 1 BB and 41 SO...Was 14-for-14 in save opportunities in that span.
- 🔥 His 30.1-inning scoreless streak was the 2nd-longest single-season streak by a Red Sox in the last 40 years (Pedro Martinez – 35.0 in 2002), and was the longest single-season streak for a BOS reliever since 1963 (Dick Radatz – 33.0).
- 🔥 Took loss on same night that his scoreless streak ended, 9/17 vs. BAL...Was his 1st loss since 8/20/11 at CWS.
- 🔥 Set a club record by retiring 37 consecutive batters from 8/17-9/13, passing Ellis Kinder (32 consecutive batters retired in 1952)...Struck out 17 batters in that span...The streak was the 2nd-longest for a single-season by a reliever in MLB history (Bobby Jenks – 41 in 2007).
- 🔥 Did not allow a base runner in 8 consecutive save chances from 8/10-9/10, the longest such streak in Red Sox history.
- 🔥 Retired 59 of his 73 1st batters faced (81%).
- 🔥 Did not allow a HR over his final 37 games of the season (40.1 IP).
- 🔥 In 36 games against AL East teams, went 3-1, 0.50 ERA (2 ER/36.1 IP), 3 BB, 49 SO.

LOWEST SINGLE-SEASON ERA IN RED SOX HISTORY

(min. 50.0 innings pitched)

PITCHER	YEAR	ER/IP	ERA
Jonathan Papelbon	2006	7/68.1	0.92
Dutch Leonard	1914	25/224.2	0.96
Koji Uehara	2013	9/74.1	1.09

BEST SINGLE-SEASON WHIP IN MAJOR LEAGUE HISTORY

(min. 40.0 innings pitched)

PITCHER	TEAM	YEAR	WHIP
Koji Uehara	BOS	2013	0.57
Dennis Eckersley	OAK	1987	0.61
Dennis Eckersley	OAK	1990	0.61

KOJI UEHARA, CONTINUED

KOJI UEHARA'S CAREER RECORD

YEAR	CLUB	W-L	ERA	G	GS	CG	SHO	SV	IP	H	R	ER	HR	HB	BB	SO	WP	BK
1999	Yomiuri	20-4	2.09	25	25	12	1	0	197.2	153	49	46	12	4	24	179	3	0
2000	Yomiuri	9-7	3.57	20	20	6	1	0	131.0	112	53	52	20	1	22	126	1	0
2001	Yomiuri	10-7	4.02	24	22	4	1	0	138.2	133	66	62	18	5	28	108	2	0
2002	Yomiuri	17-5	2.60	26	26	8	3	0	204.0	173	65	59	18	6	23	182	2	0
2003	Yomiuri	16-5	3.17	27	27	11	1	0	207.1	190	76	73	28	5	23	194	0	0
2004	Yomiuri	13-5	2.60	22	22	2	0	0	163.0	135	54	47	24	5	23	153	1	0
2005	Yomiuri	9-12	3.31	27	27	6	2	0	187.1	164	73	69	24	0	22	145	0	1
2006	Yomiuri	8-9	3.21	24	24	5	0	0	168.1	157	67	60	24	1	21	151	0	1
2007	Yomiuri	4-3	1.74	55	0	0	0	32	62.0	47	12	12	4	1	4	66	1	0
2008	Yomiuri	6-5	3.81	26	14	2	0	1	89.2	90	43	38	11	0	16	72	0	0
2009	BALTIMORE	2-4	4.05	12	12	0	0	0	66.2	71	33	30	7	0	12	48	0	0
2010	Bowie	0-0	0.00	2	2	0	0	0	2.0	1	0	0	0	0	1	1	0	0
	BALTIMORE	1-2	2.86	43	0	0	0	13	44.0	37	15	14	5	0	5	55	1	0
	Norfolk	0-0	0.00	2	0	0	0	0	2.0	2	0	0	0	0	0	1	0	0
2011	BALTIMORE	1-1	1.72	43	0	0	0	0	47.0	25	9	9	6	0	8	62	0	0
	TEXAS	1-2	4.00	22	0	0	0	0	18.0	13	8	8	5	0	1	23	0	0
2012	Round Rock	0-0	0.00	3	0	0	0	0	3.0	3	0	0	0	0	0	4	0	0
	TEXAS	0-0	1.75	37	0	0	0	1	36.0	20	7	7	4	0	3	43	1	0
2013	BOSTON	4-1	1.09	73	0	0	0	21	74.1	33	10	9	5	1	9	101	1	0
Japan Totals		112-62	3.01	276	207	56	9	33	1549	1354	558	518	183	28	206	1376	10	2
Major League Totals		9-10	2.42	230	12	0	0	35	286.0	199	82	77	32	1	38	332	3	0
Minor League Totals		0-0	0.00	7	2	0	0	0	7.0	6	0	0	0	0	1	6	0	0
Red Sox Totals		4-1	1.09	73	0	0	0	21	74.1	33	10	9	5	1	9	101	1	0

2009 Signed by the Baltimore Orioles as an international free agent on 1/13

2011 Acquired by the Texas Rangers with cash in exchange for INF Chris Davis and RHP Tommy Hunter on 7/30

2012 Signed by the Boston Red Sox as a free agent on 12/18

WILD CARD RECORD

YEAR	CLUB	W-L	ERA	G	GS	CG	SHO	SV	IP	H	R	ER	HR	HB	BB	SO	WP	BK
2012	TEX vs. BAL	0-0	0.00	1	0	0	0	0	1.0	0	0	0	0	0	0	3	0	0

DIVISION SERIES RECORD

YEAR	CLUB	W-L	ERA	G	GS	CG	SHO	SV	IP	H	R	ER	HR	HB	BB	SO	WP	BK
2011	TEX vs. TB	0-0	---	1	0	0	0	0	0.0	2	3	3	1	0	1	0	0	0

LEAGUE CHAMPIONSHIP SERIES RECORD

YEAR	CLUB	W-L	ERA	G	GS	CG	SHO	SV	IP	H	R	ER	HR	HB	BB	SO	WP	BK
2011	TEX vs. DET	0-0	13.50	2	0	0	0	0	1.1	3	2	2	2	0	1	1	0	0

WORLD BASEBALL CLASSIC RECORD

YEAR	CLUB	W-L	ERA	G	GS	CG	SHO	SV	IP	H	R	ER	HR	HB	BB	SO
2006	Japan	2-0	1.59	3	3	0	0	0	17.0	17	3	3	2	1	0	16

CAREER FIELDING RECORD

YEAR	CLUB	POS	PCT.	G	GS	PO	A	E	TC	DP
2009	BALTIMORE	P	1.000	12	12	0	5	0	5	1
2010	BALTIMORE	P	1.000	43	0	2	3	0	5	0
2011	BALTIMORE	P	1.000	43	0	1	2	0	3	0
	TEXAS	P	1.000	22	0	1	2	0	3	0
2012	TEXAS	P	.833	37	0	4	1	1	6	0
2013	BOSTON	P	1.000	73	0	2	7	0	9	0
Career Totals		P	.968	230	12	10	20	1	31	1

CAREER BATTING TOTALS

AVG.	G	AB	R	H	2B	3B	HR	RBI	SH	SF	HB	BB	SO	SB	CS	E
Major League Totals	.000	230	2	0	0	0	0	0	0	0	0	1	1	0	0	1

CAREER SINGLE-GAME HIGHS (IN RELIEF)

INNINGS PITCHED	2.0, 11 times, last 7/31/13 vs. SEA
STRIKEOUTS	4, 8/16/10 for BAL vs. SEA
HITS ALLOWED	4, 6/9/12 for TEX at SF
RUNS ALLOWED	3, 9/17/10 for BAL vs. NYY
WALKS ALLOWED	2, 2 times, last 6/9/13 vs. LAA
HOME RUNS ALLOWED	2, 9/4/10 for BAL vs. TB
EJECTIONS	None

FULL NAME: Shane Patrick Victorino**BATS:** Switch **THROWS:** Right **HEIGHT:** 5-9 **WEIGHT:** 190**AGE:** 32**BORN:** November 30, 1980 in Wailuku, HI**RESIDES:** Las Vegas, NV**MAJOR LEAGUE SERVICE:** 8 years, 92 days**ACQUIRED:** Signed as a free agent on December 13, 2012**SIGNED BY:** Hank Jones (Dodgers)**CONTRACT STATUS:** Signed through 2015

2013 HIGHLIGHTS

- 🔥 In 1st season with the Red Sox, hit .294 (140-for-477), his best mark in any full major league campaign.
- 🔥 Reached 15 home runs for the 3rd time in his career (also 18 in 2010 and 17 in 2011 with PHI).
- 🔥 Topped the AL and finished 3rd in MLB with a career-high 18 HBP, 4 more than his previous single-season high (14 with PHI in 2006)...Led the majors with 15 HBP from 8/4 through the end of the season, 9 more than the next highest total in that time (6 players with 6 HBP).
- 🔥 Led the Sox and T-3rd in the AL with a career-high 10 sacrifice hits...Was just the 2nd Red Sox since 2000 to record double-digit sac hits (also Darnell McDonald in 2010 with 12).
- 🔥 Was successful in 21 of 24 stolen base attempts for an 87.5 SB percentage, the 5th-best mark in the AL among players with at least 20 attempts.
- 🔥 Became the 1st ever Red Sox to post a season with at least 15 homers, 20 stolen bases, and 10 sacrifice hits... Was the 1st to do it in MLB since NYY's Derek Jeter in 2004.
- 🔥 Only grounded into 5 double plays and was the 7th-hardest AL batter to double up (95.4 AB per GDP).
- 🔥 Finished 7th among AL leaders with a .322 home AVG (75-for-233).
- 🔥 Switch-hitter batted .310 (15-for-268) with 12 of 15 home runs while batting right-handed...Hit .273 (57-for-209) batting lefty.
- 🔥 Hit at a .300 clip with 6 home runs batting right-handed vs. right-handed pitching...Primarily hit right-handed against righty hurlers beginning in the 3rd inning on 8/4 vs. ARI...Also had 3 right-handed PA against RHP R.A. Dickey on 4/7.
- 🔥 Tallied 3 game-winning RBI in extra innings, tied for the major-league lead in that category...The last Red Sox player to have 3 GW, extra-inning RBI in a season was David Ortiz, who did it in both 2003 and 2006 (Elias).
- 🔥 Hit .406 (26-for-64) with 8 doubles, 4 homers, and 12 RBI in 16 games vs. the NL, including 9 multi-hit efforts...Was the 3rd-best Interleague AVG in MLB behind STL's Allen Craig (.452) and BAL's Chris Davis (.427).
- 🔥 Made a career-high 106 starts in RF and his 110 games at the position was the 2nd-highest total of his career (114 G in RF in 2007 with PHI)...Also made 11 starts in CF (15 G).
- 🔥 T-6th in the AL with a team-leading 10 outfield assists...His 9 assists from RF tied for the AL lead and marked the most by a Red Sox RF since Trot Nixon in 2005 (9).
- 🔥 Became the 1st player with at least 10 home runs, stolen bases, sacrifice hits, and outfield assists since BAL's Brady Anderson in 1992 (21 HR, 53 SB, 10 SH, 10 OA)...Was the 1st ever Red Sox to put together that particular quadruple-double in a season.
- 🔥 Had 3rd most putouts among AL right fielders (264) and his 3 double plays in RF T-2nd most in that group.
- 🔥 According to Fangraphs, led the AL with 24 defensive runs saved in RF.
- 🔥 Made 7th straight Opening Day start on 4/1 at NYY, with the previous 6 coming with the Phillies...Was his 2nd Opening Day start in RF (also 2007) after 5 straight in CF (2008-12).
- 🔥 Plated Jacoby Ellsbury from 3rd base on a walk-off infield single in the 10th inning on 4/13 vs. TB...Was his 5th career walk-off hit, 1st since 7/8/09 vs. CIN with PHI.
- 🔥 Missed 7 contests from 4/25-5/2 due to low back tightness...Had also missed both games of the Sox' 4/21 doubleheader with the same injury.
- 🔥 Hit 1st HR of the season on 5/6 vs. MIN, the 91st HR of his ML career, passing Mike Lum (90) for the most ever by a Hawaiian-born major leaguer.

- 🔥 Left in the 6th inning on 5/20 at CWS with left hamstring tightness and placed on 15-day DL on 5/24 (retro to 5/21) with a left hamstring strain...Appeared in 1 rehab game for Triple-A Pawtucket (2-for-4, HR) before being activated on 6/8.
- 🔥 Hit .297 with 13 of his 15 home runs and 51 of his 61 RBI after coming off the DL on 6/8.
- 🔥 Collected a season-high 4 hits and matched a then-career high with 5 RBI on 6/21 at DET.
- 🔥 Notched 432nd and 433rd career RBI on 7/10 at SEA, passing Mike Lum (431) for most ever by a Hawaiian-born player.
- 🔥 Was 2nd on the Sox with 37 RBI (David Ortiz, 38) and T-2nd with 11 home runs (Mike Napoli, 12; Ortiz also 11) after the All-Star break.
- 🔥 Had a .321 AVG (63-for-196) with 13 doubles, 10 HR, and 33 RBI over his final 49 games beginning 7/30...In that time, led the Sox with a .541 SLG (4th in AL), a .932 OPS (3rd in AL), and 106 total bases (T-10th in AL).
- 🔥 Reached safely in 26 of his last 31 games with a plate appearance, batting .341 (42-for-123) with 8 doubles, 8 homers, 24 RBI, 4 walks, and 11 HBP.
- 🔥 Ranked among AL August leaders while leading the Sox in home runs (T-6th, 7), RBI (4th, 22), runs (2nd, 24), hits (3rd, 38), XBH (T-6th, 15), total bases (3rd, 67), and SLG (11th, .578) for the month...The 7 homers matched single-month career high (also July 2008 with PHI) and 22 RBI set a single-month career high (prev., 20 in July 2008).
- 🔥 Had a season-high 9-game hit streak from 5/16-6/15 (.263, 10-for-38).
- 🔥 Named AL Player of the Week for 7/29-8/4, his 1st career weekly award...Had multiple hits in 5 of 7 games during that time and batted .433 (13-for-30) with 3 doubles, 2 homers, 7 RBI, a walk, and 2 HBP overall in that stretch...Among AL leaders during the week, finished 1st in total bases (21), T-1st in doubles, and T-2nd in hits and runs (7).
- 🔥 Had multiple hits 5 times over 6 games from 8/25-31, batting .500 (12-for-24) with 2 doubles, 4 homers, and 11 RBI in that stretch.
- 🔥 Tallied a game-winning, 2-run single with 2 outs in the 11th on 8/13 vs. TOR...Also threw out J. Reyes at the plate in the 6th inning of that game.
- 🔥 Collected a career-high 7 RBI on 8/27 vs. BAL, going 3-for-3 with a double, career-high tying 2 homers, a walk, and a HBP...Was the most RBI by a Red Sox since J.D. Drew had 7 on 6/8/07 at ARI and tied 6 others for the most in a single game in the majors this season (Will Middlebrooks also had 7 for the Sox on 9/25 at COL)...Became the 1st Red Sox with 7 RBI and 4 runs since Dwight Evans on 8/13/88 vs. DET (7 RBI, 4 R) and was the 1st player in Sox history to go 3-for-3 or better with at least 2 homers, 4 runs, and 7 RBI (Elias).
- 🔥 Hit safely in 11 of his last 15 games with a plate appearance to end the season beginning 9/4...Hit .300 (18-for-60) over that stretch.
- 🔥 Drove in the winning run at NYY on 9/5 (8th-inning 2-run homer, his 2nd HR in as many games off Preston Claiborne) and 9/6 (10th-inning RBI single off Rivera).
- 🔥 Is the 2nd Hawaiian native in Red Sox history, joining Benny Agbayani, 2002.
- 🔥 During Spring Training, played for Team USA in the World Baseball Classic.

SHANE VICTORINO, CONTINUED

SHANE VICTORINO'S CAREER RECORD

YEAR	CLUB	AVG.	G	AB	R	H	2B	3B	HR	RBI	SH	SF	HB	BB	SO	SB	CS	E
1999	Great Falls	.280	55	225	53	63	7	6	2	25	6	3	0	20	31	20	5	2
2000	Yakima	.246	61	236	32	58	7	2	2	20	12	2	3	20	44	21	9	11
2001	Wilmington	.283	112	435	71	123	21	9	4	32	13	1	5	36	61	47	13	6
	Vero Beach	.167	2	6	2	1	0	0	0	0	0	0	0	3	1	0	0	0
2002	Jacksonville	.258	122	481	61	124	15	1	4	34	16	2	4	47	49	45	16	4
2003	Jacksonville	.282	66	266	37	75	9	4	2	15	2	1	3	21	41	16	7	4
	SAN DIEGO	.151	36	73	8	11	2	0	0	4	1	1	1	7	17	7	2	0
	Las Vegas	.390	11	41	6	16	1	2	1	9	2	1	0	1	5	0	1	1
2004	Las Vegas	.235	55	200	28	47	9	1	3	20	4	0	1	11	37	7	2	2
	Jacksonville	.328	75	293	70	96	13	7	16	43	5	5	5	20	64	9	7	2
2005	Scranton/WB	.310	126	494	93	153	25	16	18	70	5	4	5	51	74	17	9	3
	PHILADELPHIA	.294	21	17	5	5	0	0	2	8	0	2	0	0	3	0	0	0
2006	PHILADELPHIA	.287	153	415	70	119	19	8	6	46	8	1	14	24	54	4	3	0
2007	Reading	.333	2	6	0	2	0	0	0	1	0	0	0	0	0	1	0	0
	PHILADELPHIA	.281	131	456	78	128	23	3	12	46	5	2	10	37	62	37	4	3
	Lakewood	.200	1	5	1	1	0	0	0	0	0	0	0	0	1	0	0	0
2008	Clearwater	.400	2	5	1	2	0	0	0	1	0	0	0	2	1	0	1	0
	PHILADELPHIA	.293	146	570	102	167	30	8	14	58	5	0	7	45	69	36	11	2
	Reading	.333	1	3	0	1	0	0	0	0	0	0	0	0	0	0	0	0
	Lehigh Valley	.375	2	8	0	3	0	0	0	0	0	0	0	0	0	0	0	0
2009	PHILADELPHIA	.292	156	620	102	181	39	13	10	62	4	4	6	60	71	25	8	1
2010	Lehigh Valley	.667	2	6	1	4	0	1	1	3	0	0	0	0	0	0	0	0
	PHILADELPHIA	.259	147	587	84	152	26	10	18	69	0	1	7	53	79	34	6	2
2011	Lakewood	.167	2	6	1	1	0	0	0	2	0	0	0	1	2	0	0	0
	PHILADELPHIA	.279	132	519	95	145	27	16	17	61	6	0	6	55	63	19	3	0
	Reading	.333	4	15	2	5	1	0	1	3	0	1	1	1	2	1	2	0
	PHILADELPHIA	.261	101	387	46	101	17	5	9	40	5	2	2	35	49	24	4	1
	LA DODGERS	.245	53	208	26	51	12	2	2	15	4	1	4	18	31	15	2	1
2013	BOSTON	.294	122	477	82	140	26	2	15	61	10	2	18	25	75	21	3	3
	Pawtucket	.500	1	4	1	2	0	0	1	1	0	0	0	1	0	0	0	0
Major League Totals		.277	1198	4329	698	1200	221	67	105	470	48	16	75	359	573	222	46	13
Minor League Totals		.284	702	2735	460	777	108	49	55	279	65	20	27	234	414	184	72	35
Red Sox Totals		.294	122	477	82	140	26	2	15	61	10	2	18	25	75	21	3	3

- 1999 Signed by the Los Angeles Dodgers as a sixth-round selection in the June draft
 2002 Selected by the San Diego Padres in the Rule 5 Draft on 12/16
 2003 Returned to the Los Angeles Dodgers on 5/29
 2004 Selected by the Philadelphia Phillies in the Rule 5 Draft on 12/13
 2012 Acquired by the Los Angeles Dodgers in exchange for RHP Josh Lindblom, RHP Ethan Martin, and a player to be named later (INF Stefan Jarrin) on 7/31
 2012 Signed by the Boston Red Sox as a free agent on 12/13

ADDITIONAL BATTING STATISTICS

YEAR	CLUB	OBP	SLG	OPS	TB	GDP
2003	SAN DIEGO	.232	.178	.410	13	5
2005	PHILADELPHIA	.263	.647	.910	11	0
2006	PHILADELPHIA	.346	.414	.760	172	5
2007	PHILADELPHIA	.347	.423	.770	193	10
2008	PHILADELPHIA	.352	.447	.799	255	8
2009	PHILADELPHIA	.358	.445	.803	276	5
2010	PHILADELPHIA	.327	.429	.756	252	6
2011	PHILADELPHIA	.355	.491	.847	255	4
2012	PHILADELPHIA	.324	.401	.724	155	4
	LA DODGERS	.316	.351	.667	73	1
2013	BOSTON	.351	.451	.802	215	5
Major League Totals		.342	.432	.774	1870	53

DIVISION SERIES RECORD

YEAR	CLUB	AVG.	G	AB	R	H	2B	3B	HR	RBI	SH	SF	HB	BB	SO	SB	CS	E
2007	PHI vs. COL	.222	3	9	2	2	0	0	1	1	0	0	0	0	1	1	0	0
2008	PHI vs. MIL	.357	4	14	2	5	3	0	1	5	0	0	0	3	0	3	0	0
2009	PHI vs. COL	.353	4	17	4	6	1	0	1	1	1	0	0	1	1	1	0	0
2010	PHI vs. CIN	.231	3	13	2	3	1	0	0	3	0	0	0	1	0	1	0	0
2011	PHI vs. STL	.316	5	19	2	6	1	0	0	2	0	0	0	0	0	0	0	1
Division Series Totals		.306	19	72	12	22	6	0	3	12	1	0	0	5	2	6	0	1

LEAGUE CHAMPIONSHIP SERIES RECORD

YEAR	CLUB	AVG.	G	AB	R	H	2B	3B	HR	RBI	SH	SF	HB	BB	SO	SB	CS	E
2008	PHI vs. LAD	.222	5	18	2	4	0	1	1	6	1	0	0	2	1	0	0	0
2009	PHI vs. LAD	.368	5	19	4	7	1	1	2	6	0	0	2	2	2	1	1	0
2010	PHI vs. SF	.208	6	24	3	5	1	0	0	2	1	0	1	2	6	1	0	0
LCS Totals		.262	16	61	9	16	2	2	3	14	2	0	3	6	9	2	1	0

VICTORINO

SHANE VICTORINO, CONTINUED

WORLD SERIES RECORD

YEAR	CLUB	AVG.	G	AB	R	H	2B	3B	HR	RBI	SH	SF	HB	BB	SO	SB	CS	E
2008	PHI vs. TB	.250	5	20	1	5	0	0	0	2	0	0	0	1	3	0	0	0
2009	PHI vs. NYY	.182	6	22	3	4	1	0	0	2	0	1	1	3	1	0	0	0
World Series Totals		.214	11	42	4	9	1	0	0	4	0	1	1	4	4	0	0	0

ALL-STAR GAME RECORD

YEAR	CLUB	AVG.	G	AB	R	H	2B	3B	HR	RBI	SH	SF	HB	BB	SO	SB	CS	E
2009	NL at STL	.500	1	2	1	1	0	0	0	0	0	0	0	0	1	0	0	0
2011	NL at ARI	Selected--Did Not Play																
All-Star Game Totals		.500	1	2	1	1	0	0	0	0	0	0	0	0	1	0	0	0

WORLD BASEBALL CLASSIC RECORD

YEAR	CLUB	AVG.	G	AB	R	H	2B	3B	HR	RBI	SH	SF	HB	BB	SO	SB	CS
2009	USA	.316	8	19	3	6	0	0	0	1	0	0	0	1	0	0	0
2013	USA	.091	4	11	0	1	0	0	0	1	0	0	0	0	5	0	0
WBC Totals		.316	12	30	3	7	0	0	0	2	0	0	0	1	5	0	0

CAREER FIELDING RECORD

YEAR	CLUB	POS	PCT.	G	GS	PO	A	E	TC	DP
2003	SAN DIEGO	OF	1.000	32	17	42	3	0	45	0
2005	PHILADELPHIA	OF	-	12	0	0	0	0	0	0
2006	PHILADELPHIA	OF	1.000	122	80	221	11	0	232	3
2007	PHILADELPHIA	OF	.988	117	101	232	10	3	245	4
2008	PHILADELPHIA	OF	.994	143	138	328	7	2	337	2
2009	PHILADELPHIA	OF	.997	149	149	336	8	1	345	1
2010	PHILADELPHIA	OF	.995	143	142	360	11	2	373	4
2011	PHILADELPHIA	OF	1.000	130	128	296	0	0	296	0
2012	PHILADELPHIA	OF	.996	101	99	232	7	1	240	3
2013	LA DODGERS	OF	.991	53	52	110	2	1	113	1
	BOSTON	OF	.990	122	117	296	10	3	309	3
Career Totals		OF	.995	1124	1024	2453	69	13	2535	21

CAREER SINGLE-GAME HIGHS

HITS	5, 2 times, last 7/17/07 for PHI at LAD
DOUBLES	3, 9/11/09 for PHI vs. NYM
HOME RUNS	2, 2 times, last 8/27/13 vs. BAL
RBI	7, 8/27/13 vs. BAL
RUNS SCORED	5, 7/6/09 for PHI vs. CIN
WALKS	3, 3 times, last 8/24/10 for PHI vs. HOU
STRIKEOUTS	3, 12 times, last 9/22/13 vs. TOR
STOLEN BASES	2, 24 times, last 7/21/13 vs. NYY
HITTING STREAK	16, 4/19/09-5/7/09
EJECTIONS (5)	8/9/2009 vs. FLA (HP E. Rapuano) 9/20/2009 at ATL (2B C. Fairchild) 9/19/10 vs. WSH (3B A. Hernandez) 8/5/11 vs. SF (HP M. Muchlinski) 8/7/13 at HOU (3B, B. Knight)

HOME RUN NOTES

MULTI-HOME RUN GAMES (2)
2-HOME RUN GAMES (2)
Last: 8/27/13 vs. BAL
LEADOFF HOME RUNS (1)
9/24/10 vs. NYM off R.A. Dickey
GRAND SLAMS (2)
Last: 5/2/10 vs. NYM off Johan Santana
PINCH-HIT HOME RUNS (3)
Last: 9/26/07 vs. ATL off Tim Hudson
EXTRA-INNING HOME RUNS (1)
8/1/11 at COL off Rex Brothers (10th)
GAME-ENDING HOME RUNS (1)
6/3/07 vs. SF off Kevin Correia
INSIDE-THE-PARK HOME RUNS (1)
4/24/11 at SD off Wade LeBlanc

FULL NAME: Brayan Rene Villarreal

BATS: Right **THROWS:** Right **HEIGHT:** 6-0 **WEIGHT:** 170

AGE: 26

BORN: May 10, 1987 in La Guaira, VZ

RESIDES: Valencia, VZ

MAJOR LEAGUE SERVICE: 1 year, 84 days

ACQUIRED: From Detroit in a three-team, seven-player deal along with RHP Jake Peavy from Chicago (AL) with Boston sending SS Jose Iglesias to Detroit, and OF Avisail Garcia (acquired from Detroit), RHPs J.B. Wendelken and Francelis Montas, and INF Cleuluis Rondon to Chicago on July 30, 2013

SIGNED BY: Ramon Pena (Tigers)

CONTRACT STATUS: Signed through 2013



2013 HIGHLIGHTS

- ⚡ Spent the 1st half of the season in the Tigers organization, and spent the majority of the season with Triple-A Toledo...Acquired by BOS as part of the 3-team, 7-player deal between CWS and DET on 7/30.
- ⚡ Made DET's Opening Day roster, the 1st of his career...Made 7 relief appearances before being optioned to Toledo on 4/23.
- ⚡ No runs allowed in 20 of his 28 appearances for Toledo, and did not allow a HR in his 34.1 innings...Compiled 14 strikeouts in 9.0 IP over his 1st 6 appearances.
- ⚡ Acquired by the Red Sox from DET on 7/30...In addition, BOS acquired RHP Jake Peavy from CWS, and sent SS Jose Iglesias to DET...OF Avisail Garcia was also acquired by BOS from DET and sent to CWS...Additionally, the Sox sent 3 minor leaguers to CWS.
- ⚡ Was on the disabled list with a right thumb sprain at the time of the trade, and was optioned to Triple-A Pawtucket and remained on the DL.
- ⚡ Made 2 rehab appearances for Short-A Lowell from 8/6-9, before joining Pawtucket on 8/14.
- ⚡ Appeared in 5 regular season games for Pawtucket and did not allow runs in 4 of them.
- ⚡ Recalled by BOS on 8/19 and made Red Sox debut on 8/20 at SF...Was optioned back to Pawtucket on 8/24.
- ⚡ Tallied 4 scoreless appearances (2.2 IP) for the PawSox in the International League Playoffs.

BRAYAN VILLARREAL'S CAREER RECORD

YEAR	CLUB	W-L	ERA	G	GS	CG	SHO	SV	IP	H	R	ER	HR	HB	BB	SO	WP	BK
2006	VSL Tigers	0-2	3.48	14	5	0	0	0	41.1	35	23	16	3	5	20	23	4	0
2007	GCL Tigers	0-0	6.23	1	1	0	0	0	4.1	4	4	3	0	0	3	5	0	0
2008	W Michigan	0-1	16.20	1	1	0	0	0	3.1	7	7	6	1	1	1	0	0	0
	GCL Tigers	1-5	3.65	11	6	1	0	0	37.0	26	19	15	0	5	11	37	2	2
2009	W Michigan	5-5	2.87	26	16	0	0	2	103.1	85	40	33	5	13	34	118	6	0
2010	Lakeland	7-4	3.47	16	16	1	0	0	85.2	73	37	33	8	6	23	90	2	0
	Erie	0-4	3.71	8	8	0	0	0	43.2	37	21	18	6	4	16	46	4	0
2011	DETROIT	1-1	6.75	16	0	0	0	0	16.0	21	12	12	3	0	10	14	1	0
	Toledo	3-5	5.05	17	10	0	0	0	66.0	65	40	37	6	11	29	40	6	0
2012	DETROIT	3-5	2.63	50	0	0	0	0	54.2	38	20	16	3	1	28	66	9	2
	Toledo	0-0	1.29	8	0	0	0	1	14.0	5	2	2	1	1	7	22	1	1
2013	DETROIT	0-2	20.77	7	0	0	0	0	4.1	8	10	10	1	0	8	6	1	0
	BOSTON	0-0	-	1	0	0	0	0	0.0	0	0	0	0	0	1	0	0	0
	Toledo	2-2	3.15	28	0	0	0	1	34.1	26	13	12	0	3	26	41	3	1
	Lowell	0-0	0.00	2	0	0	0	0	2.2	1	0	0	0	0	0	3	1	0
	Pawtucket	0-1	1.69	5	0	0	0	1	5.1	3	1	1	0	0	4	6	0	0
Major League Totals		4-8	4.56	74	0	0	0	0	75.0	67	42	38	7	1	47	86	11	2
Minor League Totals 18-29		3.59	137	63	2	0	5	441.0	367	207	176	30	49	174	431	29	4	
Red Sox Totals		0-0	-	1	0	0	0	0	0.0	0	0	0	0	0	1	0	0	0

2005 Signed by the Detroit Tigers as an international free agent on 10/25

2013 Acquired by the Boston Red Sox in a 3-team, 7-player deal along with RHP Jake Peavy from the Chicago White Sox with Boston sending SS Jose Iglesias to the Detroit Tigers, and OF Avisail Garcia (acquired from Detroit), RHPs J.B. Wendelken and Francelis Montas, and INF Cleuluis Rondon to Chicago on 7/30

CAREER FIELDING RECORD

YEAR	CLUB	POS	PCT.	G	GS	PO	A	E	TC	DP
2011	DETROIT	P	.750	16	0	0	6	2	8	0
2012	DETROIT	P	.714	50	0	1	4	2	7	1
2013	DETROIT	P	1.000	7	0	0	2	0	2	1
	BOSTON	P	---	1	0	0	0	0	0	0
Career Totals		P	.765	74	0	1	12	4	17	2

CAREER SINGLE-GAME HIGHS

INNINGS PITCHED

2.2, 4/26/11 for DET vs. SEA

STRIKEOUTS

5, 5/29/12 for DET at BOS

HITS ALLOWED

4, 4/4/13 for DET at MIN

RUNS ALLOWED

5, 4/4/13 for DET at MIN

WALKS ALLOWED

3, 3 times, last 4/10/13 for DET vs. TOR

HOME RUNS ALLOWED

1, 7 times, last 4/12/13 for DET at OAK

EJECTIONS

None



FULL NAME: Carl Allen Webster

BATS: Right **THROWS:** Right **HEIGHT:** 6-2 **WEIGHT:** 190

AGE: 23

BORN: February 10, 1990 in Greensboro, NC

RESIDES: Madison, NC

MAJOR LEAGUE SERVICE: 44 days

ACQUIRED: From Los Angeles (NL) with 1B James Loney, INF Ivan De Jesus, and 2 players to be named later (RHP Rubby De La Rosa and 1B/OF Jerry Sands) in exchange for RHP Josh Beckett, LF Carl Crawford, 1B Adrian Gonzalez, INF Nick Punto and cash considerations on August 25, 2012

SIGNED BY: Lon Joyce (Dodgers)

CONTRACT STATUS: Signed through 2013



2013 HIGHLIGHTS

- 🔥 Spent time with both Triple-A Pawtucket and BOS in his 1st full season in the Red Sox organization...Made major league debut and appeared in 8 total games (7 starts) with BOS over 4 stints.
- 🔥 Made ML debut in a start on 4/21 vs. KC (GM 2)...Was added to the Sox roster as the 26th man for the DH at Fenway Park (ND, 6.0 IP, 5 H, 3 R, 2 ER, BB, 5 SO).
- 🔥 Earned 1st ML win on 7/4 vs. SD (6.0 IP, 5 H, 2 ER, 4 BB, 4 SO).
- 🔥 Each of 1st 6 appearances for the Red Sox were starts.
- 🔥 Recalled for final time on 9/8 and spent the remainder of the season with BOS...Made only relief appearance on 9/15 vs. NYY (1 R/ER, 1.0 IP).
- 🔥 Made a spot start in place of John Lackey on the final day of the regular season, 9/29 at BAL...Tossed 3.0 hitless innings, yielding 3 walks while recording 2 K's and left with a 4-0 lead in the Sox eventual 7-6 loss.
- 🔥 Led Pawtucket and ranked T-7th among all International League pitchers with 116 strikeouts...Topped the IL with 16 HBP.
- 🔥 Held International League opponents to a .190 AVG (71-for-374)...With RISP, Triple-A opponents hit .218 (19-for-87) and just .200 (8-for-40) with RISP and 2 outs against him.
- 🔥 Allowed 3 ER or less in 18 of 21 starts for the PawSox, including each of his final 8 regular-season starts...Went 3-1 with a 2.56 ERA (13 ER/45.2 IP) in that 8-game stretch.
- 🔥 Fanned a season-high 12 batters on 7/31 vs. Norfolk.
- 🔥 Won a season-high 5 straight starts from 5/3-6/1 and was 5-0 with a 2.25 ERA (7 ER/28.0 IP) in that span...That stretch included a perfect 4-0 record with a 2.08 ERA (5 ER/21.2 IP), 11 BB, 25 SO in 4 starts in May.
- 🔥 Made 1 appearance for the PawSox in the IL Playoffs...Threw 1.0 scoreless inning in Game 1 of the IL Semi-finals vs. Rochester on 9/4.

ALLEN WEBSTER'S CAREER RECORD

YEAR	CLUB	W-L	ERA	G	GS	CG	SHO	SV	IP	H	R	ER	HR	HB	BB	SO	WP	BK
2008	GCL Dodgers 1-1	3.44	12	0	0	0	0	1	18.1	12	9	7	1	4	17	13	3	0
2009	AZL Dodgers 2-1	2.08	12	8	0	0	0	0	47.2	35	19	11	0	5	14	56	4	0
	Ogden 2-0	3.00	4	3	0	0	0	0	21.0	23	8	7	1	0	4	21	1	0
2010	Great Lakes 12-9	2.88	26	23	0	0	0	0	131.1	119	55	42	6	10	53	114	5	1
2011	Rancho Cucu. 5-2	2.33	9	9	0	0	0	0	54.0	46	18	14	2	4	21	62	1	1
	Chattanooga 6-3	5.04	18	17	1	1	0	0	91.0	101	53	51	7	8	36	73	5	0
2012	Chattanooga 6-8	3.55	27	22	0	0	0	0	121.2	120	63	48	1	17	57	117	10	1
	Portland 0-1	8.00	2	2	0	0	0	0	9.0	13	8	8	1	2	4	12	1	0
2013	BOSTON 1-2	8.60	8	7	0	0	0	0	30.1	37	30	29	7	2	18	23	1	0
	Pawtucket 8-4	3.60	21	21	0	0	0	0	105.0	71	45	42	9	16	43	116	9	1
Major League Totals		1-2	8.60	8	7	0	0	0	30.1	37	30	29	7	2	18	23	1	0
Minor League Totals		42-29	3.46	131	105	1	1	1	599.0	540	278	230	28	66	249	584	39	4
Red Sox Totals		1-2	8.60	8	7	0	0	0	30.1	37	30	29	7	2	18	23	1	0

2008 Signed by the Los Angeles Dodgers as an 18th-round selection in the June draft

2012 Acquired by the Boston Red Sox with 1B James Loney, INF Ivan De Jesus, and 2 players to be named later (RHP Rubby De La Rosa and 1B/OF Jerry Sands) in exchange for RHP Josh Beckett, LF Carl Crawford, 1B Adrian Gonzalez, INF Nick Punto, and cash considerations on 8/25

WEBSTER

CAREER FIELDING RECORD

YEAR	CLUB	POS	PCT.	G	GS	PO	A	E	TC	DP
2013	BOSTON	P	1.000	8	7	3	2	0	5	0

CAREER SINGLE-GAME HIGHS

INNINGS PITCHED	6.0, 3 times, last 7/4/13 vs. SD (start) 1.0, 9/15/13 vs. NYY (relief)
LOW-HIT COMPLETE GAME	None
STRIKEOUTS	5, 2 times, last 6/22/13 at DET
HITS ALLOWED	8, 6/22/13 at DET
RUNS ALLOWED	8, 5/8/13 vs. MIN
WALKS ALLOWED	4, 7/4/13 vs. SD
HOME RUNS ALLOWED	2, 3 times, last 7/9/13 at SEA
WINNING STREAK	1, 7/4/13-present
EJECTIONS	None



FULL NAME: William Alexander Wilson
BATS: Right **THROWS:** Right **HEIGHT:** 6-0 **WEIGHT:** 215
AGE: 26
BORN: November 3, 1986 in Dhahran, Saudi Arabia
RESIDES: Hurricane, WV
MAJOR LEAGUE SERVICE: 154 days
ACQUIRED: Selected in the second round of the June 2009 draft
SIGNED BY: Jim Robinson (Red Sox)
CONTRACT STATUS: Signed through 2013



WILSON

2013 HIGHLIGHTS

- Went 1-1 with a 4.88 ERA (15 ER/27.2 IP) in 26 relief appearances over 3 stints with BOS...Did not allow a home run with the Red Sox.
- Threw more than 1.0 inning in 9 of 26 games...Tossed a career high 2.2 IP twice, 5/3 at TEX and 6/13 at BAL.
- Allowed runs in only 2 of 14 appearances at Fenway Park (3.09 ERA, 5 R/4 ER, 11.2 IP).
- Began season with Triple-A Pawtucket and appeared in only 2 games before being recalled by BOS on 4/10.
- Made ML debut with 1.0 scoreless inning on 4/11 vs. BAL...Became the 1st Saudi Arabian-born pitcher to appear in an MLB game and the 2nd player overall (Craig Stansberry, 2007-09).
- Did not allow a run over his 1st 6 ML appearances (6.0 IP) from 4/11-27 becoming the 1st Red Sox pitcher to do so since Ed Phillips' 6-game stretch (8.0 IP) to start his career in 1970 (later in the season, Drake Britton posted 7 scoreless games to begin his ML career (9.0 IP) from 7/20-8/4).
- Held opponents to a .176 AVG (3-for-17) with RISP over 1st 10 appearances for BOS.
- Earned 1st ML win in the Sox' 3-2 victory in 10 innings on 5/17 at MIN.
- Placed on 15-day DL with a right thumb sprain on 7/9 and transferred to 60-day DL on 8/31...Made 6 regular-season rehab appearances for Pawtucket, posting a 2.84 ERA (2 ER/6.1 IP) in those games...Also appeared in 4 playoff games with the PawSox (3 ER/3.1 IP) and earned the win in Game 1 of the International League's Governor's Cup Finals at Durham, throwing a scoreless 7th inning in the 2-1, come-from-behind victory.

ALEX WILSON'S CAREER RECORD

YEAR	CLUB	W-L	ERA	G	GS	CG	SHO	SV	IP	H	R	ER	HR	HB	BB	SO	WP	BK
2009	Lowell	0-1	0.50	13	13	0	0	0	36.0	10	3	2	0	0	7	33	0	0
2010	Salem	2-1	3.40	11	11	0	0	0	55.2	43	24	21	4	2	15	50	1	0
	Portland	4-5	6.66	16	16	0	0	0	78.1	95	59	58	15	2	34	56	3	0
2011	Portland	9-4	3.05	21	21	0	0	0	112.0	103	42	38	8	1	37	99	6	1
	Pawtucket	1-0	3.43	4	4	0	0	0	21.0	19	8	8	2	0	7	24	1	0
2012	Pawtucket	5-3	3.72	40	3	0	0	1	72.2	76	40	30	3	0	33	78	4	3
2013	BOSTON	1-1	4.88	26	0	0	0	0	27.2	34	16	15	0	1	14	22	1	0
	Pawtucket	3-1	3.71	14	0	0	0	0	17.0	17	7	7	2	0	5	16	2	0
Major League Totals		1-1	4.88	26	0	0	0	0	27.2	34	16	15	0	1	14	22	1	0
Minor League Totals		24-15	3.76	119	68	0	0	1	392.2	363	183	164	34	5	138	356	17	4
Red Sox Totals		1-1	4.88	26	0	0	0	0	27.2	34	16	15	0	1	14	22	1	0

2009 Signed by the Boston Red Sox as a second-round selection (77th overall) in the June draft

CAREER FIELDING RECORD

YEAR	CLUB	POS	PCT.	G	GS	PO	A	E	TC	DP
2013	BOSTON	P	1.000	26	0	1	6	0	7	1

CAREER SINGLE-GAME HIGHS

INNINGS PITCHED	2.2, 2 times, last 6/13/13 at BAL
STRIKEOUTS	2, 5 times, last 6/25/13 vs. COL
HITS ALLOWED	5, 5/3/13 at TEX
RUNS ALLOWED	3, 3 times, last 7/8/13 at SEA
WALKS ALLOWED	1, 14 times, last 7/8/13 at SEA
HOME RUNS ALLOWED	None
EJECTIONS	None

FULL NAME: Brandon Carlin Workman

BATS: Right **THROWS:** Right **HEIGHT:** 6-5 **WEIGHT:** 225

AGE: 25

BORN: August 13, 1988 in Arlington, TX

RESIDES: Bowie, TX

MAJOR LEAGUE SERVICE: 82 days

ACQUIRED: Selected in the second round of the June 2010 draft

SIGNED BY: Jim Robinson (Red Sox)

CONTRACT STATUS: Signed through 2013



2013 HIGHLIGHTS

- 🔥 Split the 1st half of his season between Double-A Portland and Triple-A Pawtucket before being added to the Red Sox major league roster in July...Appeared in 20 games, including 3 starts, with BOS.
- 🔥 Finished with 6 wins, T-5th most among all AL rookie pitchers...His 5 relief wins were the 3rd-most among all AL rookie relievers (T-5th in MLB).
- 🔥 Averaged 10.15 K's per 9.0 IP (47 SO/41.2 IP) with the Sox, the 4th best rate among AL rookie hurlers who threw at least 20.0 innings.
- 🔥 Pitched more than 1.0 inning in 8 of his 17 relief appearances for BOS, and 2.0 or more innings 4 times.
- 🔥 Selected to the active ML roster by BOS on 7/9...Made ML debut in relief on the next day, 7/10 at SEA (ND, 2.0 IP, 4 H, 3 ER, 4 SO).
- 🔥 Made next 3 appearances out of the Red Sox rotation from 7/14-30, and went 1-1 with a 2.45 ERA (5 ER/18.1 IP)...Pitched at least 6.0 innings and allowed 2 runs or fewer in each outing becoming the 1st Red Sox pitcher to do so in his 1st 3 ML starts since 1976 (Rick Jones).
- 🔥 Optioned to Pawtucket on 7/31...Recalled for 2nd ML stint on 8/6 and spent remainder of the year with BOS.
- 🔥 Between Double-A and Triple-A, combined to hold opponents to a .140 AVG (13-for-93) with RISP.
- 🔥 Recorded a season-high 9 strikeouts on 4 separate occasions in the minors: 4/5 vs. Trenton, 4/17 at Binghamton, and 5/27 at Binghamton with Portland, and 6/15 vs. Buffalo while with Pawtucket.
- 🔥 Began the year with Portland where he worked out of the starting rotation...Earned wins in each of his 1st 3 starts (3.00 ERA, 6 ER/18.0 IP), and went 5-0 with a 2.80 ERA (11 ER/35.1 IP) over his 1st 6 games (5 starts).
- 🔥 Pitched at least 5.0 innings in all 11 of his games for the Sea Dogs, including 5.0 innings in relief on 4/23 vs. Binghamton...Allowed 3 ER or fewer in 9 of his 11 appearances (10 starts).
- 🔥 Promoted to Pawtucket in early June where he made 6 starts for the PawSox.
- 🔥 Earned the win in his Triple-A debut, 6/9 at Syracuse (5.2 IP, 8 H, 3 ER, 3 BB, 4 SO).
- 🔥 Threw 7.0 scoreless innings for the win on 6/20 vs. Columbus.

BRANDON WORKMAN'S CAREER RECORD

YEAR	CLUB	W-L	ERA	G	GS	CG	SHO	SV	IP	H	R	ER	HR	HB	BB	SO	WP	BK
2011	Greenville	6-7	3.71	26	26	0	0	0	131.0	128	67	54	10	5	33	115	6	1
2012	Portland	3-1	3.96	5	5	0	0	0	25.0	23	12	11	2	0	5	23	0	0
	Salem	7-7	3.40	20	20	0	0	0	113.2	104	47	43	10	1	20	107	6	1
2013	BOSTON	6-3	4.97	20	3	0	0	0	41.2	44	23	23	5	0	15	47	1	0
	Portland	5-1	3.43	11	10	0	0	0	65.2	51	29	25	6	1	17	74	3	0
	Pawtucket	3-1	2.80	6	6	0	0	0	35.1	39	13	11	6	2	13	34	1	0
Major League Totals		6-3	4.97	20	3	0	0	0	41.2	44	23	23	5	0	15	47	1	0
Minor League Totals		24-17	3.50	68	67	0	0	0	370.2	345	168	144	34	9	88	353	16	2
Red Sox Totals		6-3	4.97	20	3	0	0	0	41.2	44	23	23	5	0	15	47	1	0

2007 Selected by the Philadelphia Phillies in the third round of the June draft (did not sign)

2010 Signed by the Boston Red Sox as a second-round selection (club's 4th pick, 57th overall) in the June draft

CAREER FIELDING RECORD

YEAR	CLUB	POS	PCT.	G	GS	PO	A	E	TC	DP
2013	BOSTON	P	1.000	20	3	0	1	0	1	0

CAREER SINGLE-GAME HIGHS (IN RELIEF)

INNINGS PITCHED	4.2, 8/6/13 at HOU
STRIKEOUTS	4, 3 times, last 9/11/13 at TB
HITS ALLOWED	9, 8/6/13 at HOU
RUNS ALLOWED	6, 8/6/13 at HOU
WALKS ALLOWED	3, 8/29/13 vs. BAL
HOME RUNS ALLOWED	2, 8/6/13 at HOU
EJECTIONS	None



FULL NAME: Steven Richard Wright**BATS:** Right **THROWS:** Right **HEIGHT:** 6-1 **WEIGHT:** 218**AGE:** 29**BORN:** August 30, 1984 in Torrance, CA**RESIDES:** Moreno Valley, CA**MAJOR LEAGUE SERVICE:** 33 days**ACQUIRED:** From Cleveland in exchange for 1B/OF Lars Anderson on July 31, 2012**SIGNED BY:** Don Lyle (Indians)**CONTRACT STATUS:** Signed through 2013

2013 HIGHLIGHTS

- Spent 1st full season in the Red Sox organization...Made ML debut and appeared in 4 games (1 start) over 3 stints with BOS.
- Made big league debut in relief on 4/23 vs. OAK (5 R/ER, 3.2 IP).
- Earned 1st 2 ML wins in consecutive appearances, 7/11 at SEA (5.2 IP, 0 R) and 8/1 vs. SEA (3.0 IP, 0 R)... Became the 1st Red Sox pitcher to win in back-to-back relief outings with at least 3.0 scoreless innings since Bob Stanley from 5/6-9/82...With career-high 5.2 scoreless IP on 7/11 at SEA, became 2nd BOS pitcher to throw at least 5.2 scoreless innings of relief since 2000 (also Justin Germano, 5.2 IP on 7/7/12 vs. NYY - G1).
- Made his 1st and only start for BOS on 8/6 at HOU (ND, 1.0 IP/3 ER).
- Received the 2013 Lou Gorman Award...The annual award is given to a BOS minor league player that has demonstrated dedication and perseverance in overcoming obstacles while working his way to the major league team.
- Spent the majority of the season with Triple-A Pawtucket where he led the International League in shutouts (3) and was tied for the league lead in complete games (3).
- Allowed 3 ER or fewer in 17 of his 24 starts with Pawtucket.
- Threw a pair of 9.0-inning shutouts: 7/1 vs. Scranton/Wilkes-Barre (7 H, 4 BB, 3 SO) and 7/28 vs. Lehigh Valley (4 H, BB, 7 SO)...3rd shutout was a rain-shortened 5.0-inning game on 9/1 at Lehigh Valley (3 H, 2 BB, 2 SO).
- Went 5-2 with a 2.04 ERA (14 ER/61.2 IP) over final 10 regular-season starts for the PawSox.
- Allowed only 1 HR over final 13 starts (80.2 IP) after allowing 9 over 1st 11 starts in 54.2 IP.
- Made 2 starts for the PawSox in the International League Playoffs and went 1-1 with a 0.00 ERA (2 R/0 ER/13.0 IP)...In Game 3 of the IL Semifinals, earned the win vs. Rochester (6.1 IP, 0 R, 4 BB, 5 SO) and took the loss in Game 2 of the IL's Cup Finals at Durham (6.2 IP, 2 R, 0 ER, 3 BB, 6 SO).

STEVEN WRIGHT'S CAREER RECORD

YEAR	CLUB	W-L	ERA	G	GS	CG	SHO	SV	IP	H	R	ER	HR	HB	BB	SO	WP	BK
2007	Lake County	4-7	4.61	14	14	0	0	0	66.1	61	37	34	9	5	15	75	2	2
	Kinston	3-2	7.13	13	13	0	0	0	48.0	64	47	38	3	3	22	39	2	0
2008	Kinston	2-4	2.99	14	14	1	1	0	72.1	59	30	24	6	6	17	61	1	0
	Akron	4-3	4.30	14	14	0	0	0	75.1	80	38	36	14	8	17	58	1	0
2009	Columbus	0-0	4.76	2	1	0	0	0	5.2	5	3	3	0	1	0	4	0	0
	Akron	10-0	2.32	36	5	0	0	2	81.1	72	24	21	1	2	20	64	0	0
2010	Columbus	0-1	7.59	9	0	0	0	0	10.2	13	9	9	2	0	5	10	0	0
	Akron	2-2	4.31	39	2	0	0	5	64.2	73	33	31	4	3	21	48	2	1
2011	Lake County	1-2	3.13	9	9	0	0	0	46.0	48	30	16	3	3	24	33	5	0
	Columbus	0-0	6.75	1	0	0	0	0	2.2	5	2	2	0	0	0	2	1	0
2012	Akron	2-4	5.98	8	7	0	0	0	46.2	47	32	31	8	5	28	35	14	0
	Kinston	1-2	4.46	7	4	0	0	0	38.1	47	28	19	7	1	16	27	7	0
2013	Akron	9-6	2.49	20	20	1	1	0	115.2	86	44	32	8	5	62	101	9	0
	Portland	1-0	1.50	1	1	0	0	0	6.0	5	1	1	0	1	2	2	0	0
2013	Pawtucket	0-1	3.15	4	4	0	0	0	20.0	19	10	7	1	2	5	16	1	0
	BOSTON	2-0	5.40	4	1	0	0	0	13.1	12	8	8	0	1	9	10	2	0
	Pawtucket	8-7	3.46	24	24	3	3	0	135.1	130	64	52	10	4	65	99	14	0
	Major League Totals	2-0	5.40	4	1	0	0	0	13.1	12	8	8	0	1	9	10	2	0
	Minor League Totals	47-41	3.84	215	132	5	5	7	835	814	432	356	76	49	319	674	59	3
	Red Sox Totals	2-0	5.40	4	1	0	0	0	13.1	12	8	8	0	1	9	10	2	0

2003 Selected by the San Diego Padres in the 26th round of the June draft (did not sign)

2006 Signed by the Cleveland Indians as a second-round selection in the June draft

2012 Acquired by the Boston Red Sox in exchange for 1B/OF Lars Anderson on 7/31


CAREER FIELDING RECORD

YEAR	CLUB	POS	PCT.	G	GS	PO	A	E	TC	DP
2013	BOSTON	P	1.000	4	1	0	1	0	1	0

CAREER SINGLE-GAME HIGHS

INNINGS PITCHED	1.0, 8/6/13 at HOU (start) 5.2, 7/11/13 at SEA (relief)
LOW-HIT COMPLETE GAME	None
STRIKEOUTS	4, 4/23/13 vs. OAK
HITS ALLOWED	6, 4/23/13 vs. OAK
RUNS ALLOWED	5, 4/23/13 vs. OAK
WALKS ALLOWED	4, 4/23/13 vs. OAK
HOME RUNS ALLOWED	None
WINNING STREAK	2, 7/11/13-present
EJECTIONS	None

WRIGHT



OTHERS APPEARING WITH THE RED SOX

ALFREDO ACEVES, RHP

- ♣ Made the Red Sox Opening Day roster and split the season between BOS and Triple-A Pawtucket...Had 5 separate stints with BOS.
- ♣ Began the season in the Red Sox bullpen but also spent time in the starting rotation...Was 4-1, 4.45 (15 ER/30.1 IP) in 6 starts and 0-0, 6.75 ERA (5 ER/6.2 IP) in 5 relief appearances.
- ♣ Earned wins in each of 3 consecutive spot starts for BOS: 5/27 vs. PHI (6.0 IP, ER), 6/12 at TB (6.0 IP, ER), and Game 1 on 6/18 vs. TB (5.0 IP, ER).
- ♣ Posted a 1.40 ERA (3 ER/19.1 IP) over his last 6 ML appearances (3 starts) of the season...Had an 8.66 ERA (17 ER/17.2 IP) in his 1st 5 games (3 starts).
- ♣ Worked out of Pawtucket's starting rotation and was 4-2 with a 4.25 ERA (23 ER, 48.2 IP) in 8 starts.
- ♣ Placed on the disabled list at Pawtucket with a left oblique strain on 7/22...Rehabbed with Rookie-level Gulf Coast League Red Sox in late August.
- ♣ Pitched for Mexico in the 2013 World Baseball Classic prior to regular season.

DANIEL BARD, RHP

- ♣ Was in ML Spring Training with BOS...Optioned to Double-A Portland on 3/28.
- ♣ Allowed runs in just 2 of his 1st 8 appearances for Portland.
- ♣ Recalled by BOS for his only ML stint of the year on 4/24...Appeared in only 2 ML games...Threw 1.0 scoreless inning with 1 hit and 1 SO in his season debut, 4/25 vs. HOU...Optioned back to Portland on 4/30.
- ♣ Was on Portland's disabled list with an abdominal strain from 6/6-8/31.
- ♣ Designated for assignment on 9/1...Claimed off waivers by the Cubs on 9/4.

PEDRO CIRIACO, INF

- ♣ Played 28 games for BOS this season, batting .216 (11-for-51) with 2 doubles, a triple, a home run, and 4 RBI.
- ♣ Made 10 appearances at 3B (5 starts), 8 at SS (7 starts), 3 at 2B, and 1 at 1B...Also appeared in 5 games at DH, all after pinch-running.
- ♣ Began the year with the Sox, making his 1st career Opening Day roster.
- ♣ Designated for assignment on 6/10 when 3B Will Middlebrooks was activated from the 15-day DL...Traded to SD on 6/14 in exchange for cash considerations...Designated for assignment by SD on 7/12 and claimed off waivers by the Royals on 7/16.

JOSE DE LA TORRE, RHP

- ♣ Non-roster invitee to BOS Spring Training spent majority of the season with Triple-A Pawtucket.
- ♣ Made 7 relief appearances over 4 stints with BOS...Allowed runs in 5 of his 7 games.
- ♣ Selected to the Sox' active ML roster from Pawtucket on 5/9...Made ML debut on 5/12 vs. TOR.
- ♣ Threw more than 1.0 inning in 3 of his 7 ML games, including a career-high 3.1 IP on 6/11 at TB.
- ♣ Had 15 SO in 11.1 IP for the Sox (11.9 SO/9.0 IP)...Had a career-high 4 SO in 1.2 IP on 7/8 at SEA.
- ♣ No runs allowed in 25 of his 34 appearances with the PawSox...Threw 2.0 or more innings in 11 times.
- ♣ Held opponents to a .187 AVG (35-for-187) with Pawtucket...Averaged 10.1 SO/9.0 IP (59 SO/52.1 IP).
- ♣ Had a season-best 11.2-inning scoreless streak with the PawSox that spanned 7 games, 6/18-7/11.
- ♣ Made 2 appearances in the International League Semifinals against Rochester (3.86 ERA, 2 ER/4.2 IP).
- ♣ Appeared in 6 games for Team Puerto Rico in the 2013 World Baseball Classic before the season.
- ♣ Designated for assignment on 9/10...Claimed off waivers by the Brewers on 9/13.

JONATHAN DIAZ, INF

- 👉 Selected to BOS's active roster from Triple-A Pawtucket on 6/29 for his 1st ML stint...Appeared in 5 games (1 start) before being optioned back to the PawSox on 7/6...Outrighted to Triple-A on 7/8.
- 👉 Went hitless in 4 at-bats for the Sox and scored 2 runs.
- 👉 Made his ML debut in a start at 3B on 6/29 vs. TOR.
- 👉 Scored the game-winning run as a pinch-runner in a 5-4 walk-off victory over the Blue Jays on 6/30.
- 👉 Played 101 regular season games for the International League North Division Champion PawSox, hitting .253 (84-for-332) with 11 doubles, 2 triples, 2 homers, 31 RBI, 47 walks, 10 stolen bases, 45 runs, and a .358 OBP.
- 👉 In regular season, appeared defensively at 2B (43 G), 3B (26 G), and SS (25 G)...Also pitched twice, allowing 2 runs on 6 hits with 2 strikeouts in 3.0 innings (6.00 ERA).
- 👉 Played 8 postseason games for Pawtucket, all at 3B, batting .172 (5-for-29) with 2 RBI and 4 walks.

JOSE IGLESIAS, SS

- 👉 Hit .330 (71-for-215) with 10 doubles, 2 triples, 1 home run, 19 RBI, and 27 runs in 63 games over 2 stints with the Red Sox, making 34 appearances at 3B (33 GS), 29 at SS (27 GS), and 3 at 2B (1 GS).
- 👉 Made 1st career Opening Day roster and started Opening Day (4/1) at NY...Was the club's youngest Opening Day starting SS since Glenn Hoffman in 1981.
- 👉 Hit .450 (9-for-20) with 2 doubles and an RBI over 6 games with BOS to begin the year before being optioned to Pawtucket on 4/9 to make room for SS Stephen Drew to come off the DL...Called back to BOS on 5/24.
- 👉 Reached base safely in a career-high 27 games with a PA from 5/24-6/25, hitting .430 (40-for-93) with 9 walks and 2 HBP in that time...Marked the longest single-season on-base streak by a Red Sox rookie since Trot Nixon's 27-game stretch from 8/16-9/19/99.
- 👉 Recorded a career-high 18-game hit streak from 5/27-6/18, going 27-for-64 (.422) with 5 doubles, a homer, 5 RBI, and 9 runs scored.
- 👉 Named AL Rookie of the Month for June...Ranked 2nd in the AL overall with a .395 AVG in 25 games in the month...Was the 1st Red Sox to earn a Rookie of the Month award since Jacoby Ellsbury in September 2007.
- 👉 Traded to DET on 7/30 as part of a 3-team, 7-player deal that brought RHPs Jake Peavy and Brayan Villarreal to BOS...At the time of the trade, led AL rookies in AVG (.330), OBP (.376), hits (71), and multi-hit games (22).
- 👉 In 33 tilts with Pawtucket in 2013, hit .202 (24-for-119) with 2 doubles, 4 homers, 15 RBI, 17 runs, and 9 walks.

CLAYTON MORTENSEN, RHP

- 👉 Made his 1st career Opening Day roster.
- 👉 Posted a 2.35 ERA (2 ER/7.2 IP) with 1 BB and 7 SO over his 1st 4 appearances.
- 👉 Threw more than 1.0 inning in 12 of his 24 appearances with Sox and 2.0 or more innings 5 times.
- 👉 Earned his only win of the season in the Sox' 6-5, walk-off victory vs. MIN on 5/6 (2.1 IP, 2 BB, SO).
- 👉 Placed on the 15-day DL with a right groin strain on 6/11...Appeared in 3 rehab games for Triple-A Pawtucket from 6/20-24.
- 👉 Designated for assignment on 6/29 and outrighted to Pawtucket on 7/3.
- 👉 Made 6 starts overall for Pawtucket and posted a 0.96 ERA (3 ER/28.0 IP) in those outings...Had a 1.00 ERA (3 ER/27.0 IP) in his final 5 starts for Pawtucket, which all came after he was DFA.
- 👉 Traded to KC in exchange for minor league outfielder Quintin Berry on 8/27.

2013 STATISTICAL SUMMARY

2013 BATTING STATISTICS

PLAYER	AVG	G	AB	R	H	2B	3B	HR	RBI	SH	SF	HP	BB	SO	SB	CS	E	SLG	OBP
Berry,Q	.625	13	8	5	5	0	0	1	4	0	0	0	1	2	3	0	1	.667	1.000
*Bogaerts,X	.250	18	44	7	11	2	0	1	5	0	1	0	5	13	1	0	0	.364	.320
*Bradley Jr.,J	.189	37	95	18	18	5	0	3	10	0	0	2	10	31	2	0	1	.337	.280
*Britton,D	.000	19	0	1	0	0	0	0	0	0	0	0	0	0	0	0	0	.000	.000
Carp,M	.296	86	216	34	64	18	2	9	43	0	3	2	22	67	1	0	2	.523	.362
Ciriaco,P	.210	33	62	4	13	3	1	1	4	0	1	0	6	13	3	1	7	.339	.275
BOS	.216	28	51	4	11	2	1	1	4	0	1	0	6	12	2	1	7	.353	.293
*Diaz,J	.000	5	4	2	0	0	0	0	0	0	0	0	0	0	0	0	0	.000	.000
Doubront,F	.000	29	3	0	0	0	0	0	0	1	0	0	0	1	0	0	1	.000	.000
Drew,S	.253	124	442	57	112	29	8	13	67	0	4	1	54	124	6	0	8	.443	.333
Ellsbury,J	.298	134	577	92	172	31	8	9	53	1	2	5	47	92	52	4	3	.426	.355
Gomes,J	.247	116	312	49	77	17	0	13	52	0	5	6	43	89	1	0	1	.426	.344
*Holt,B	.203	26	59	9	12	2	0	0	11	3	3	0	7	4	1	0	2	.237	.275
*Iglesias,J	.303	109	350	39	106	16	2	3	29	4	2	11	15	60	5	2	6	.386	.349
BOS	.330	63	215	27	71	10	2	1	19	0	2	6	11	30	3	1	4	.409	.376
Lackey,J	.000	29	5	0	0	0	0	0	0	1	0	0	0	3	0	0	2	.000	.000
Lavarnway,R	.299	25	77	8	23	7	0	1	14	0	1	2	2	17	0	0	1	.429	.329
Lester,J	.000	33	6	0	0	0	0	0	0	1	0	0	0	4	0	0	2	.000	.000
McDonald,J	.133	14	15	3	2	0	0	0	0	0	0	0	2	4	0	0	1	.133	.235
BOS	.250	6	8	1	2	0	0	0	0	0	0	0	1	3	0	0	0	.250	.333
Middlebrooks,W	.227	94	348	41	79	18	0	17	49	1	3	2	20	98	3	1	10	.425	.271
Morales,F	.000	20	2	0	0	0	0	0	0	0	0	0	0	2	0	0	0	.000	.000
Mortensen,C	.000	24	1	0	0	0	0	0	0	0	0	0	0	1	0	0	1	.000	.000
Napoli,M	.259	139	498	79	129	38	2	23	92	0	1	6	73	187	1	1	6	.482	.360
Nava,D	.303	134	458	77	139	29	0	12	66	4	8	15	51	93	0	2	4	.445	.385
RIGHT	.252	119	30	4	0	2	3	13	4	4	0	12	32	5	0	0	0	.336	.311
LEFT	.322	339	109	25	0	10	53	0	4	15	39	61	484	.411					
Ortiz,D	.309	137	518	84	160	38	2	30	103	0	5	1	76	88	4	0	0	.564	.395
Peavy,J	.067	23	15	1	1	1	0	0	0	0	0	0	0	0	0	0	0	.133	.067
BOS	.111	10	9	1	1	1	0	0	0	0	0	0	0	0	0	0	0	.222	.111
Pedroia,D	.301	160	641	91	193	42	2	9	84	0	7	3	73	75	17	5	5	.415	.372
Ross,D	.216	36	102	11	22	5	0	4	10	2	0	1	11	42	1	0	1	.382	.298
Saltalamacchia,J	.273	121	425	68	116	40	0	14	65	0	2	0	43	139	4	1	6	.466	.338
RIGHT	.218	119	26	6	0	2	16	0	1	0	16	36	.319	.309					
LEFT	.294	306	90	34	0	12	49	0	1	0	27	103	.523	.350					
Snyder,B	.180	27	50	5	9	3	0	2	7	0	0	2	0	16	0	0	1	.360	.212
Victorino,S	.294	122	477	82	140	26	2	15	61	10	2	18	25	75	21	3	3	.451	.351
RIGHT	.209	269	83	15	0	12	41	5	0	17	12	49	.498	.376					
LEFT	.274	208	57	11	2	3	20	5	2	1	13	26	.389	.317					
BOSTON	.277	162	5651	853	1566	363	29	178	819	24	50	72	581	1308	123	19	80	.446	.349
OPPONENTS	.248	162	5509	656	1366	281	26	156	621	21	42	47	524	1294	133	43	94	.393	.316

2013 PITCHING STATISTICS

PLAYER	W-L	ERA	G	GS	CG	SHO	SV	IP	H	R	ER	HR	HB	BB	SO	WP	BK	AVG.
Aceves,A	4-1	4.86	11	6	0	0	0	37.0	42	21	20	8	0	22	24	0	2	.288
Bailey,A	3-1	3.77	30	0	0	0	0	8	28.2	23	12	7	0	12	39	0	0	.223
Bard,D	0-0	9.00	2	0	0	0	0	1.0	1	1	1	0	0	2	1	0	0	.250
Beato,P	1-1	3.60	10	0	0	0	0	10.0	12	5	4	1	1	2	5	0	0	.279
Breslow,C	5-2	1.81	61	0	0	0	0	59.2	49	16	12	3	2	18	33	2	0	.228
*Britton,D	1-1	3.86	18	0	0	0	0	21.0	21	9	9	1	0	7	17	0	0	.280
Buchholz,C	12-1	1.74	16	16	1	1	0	108.1	75	23	21	4	1	36	96	1	0	.199
De La Rosa, R	0-2	5.56	11	0	0	0	0	11.1	15	7	7	2	3	2	6	1	0	.313
*De La Torre, J	0-0	6.35	7	0	0	0	0	11.1	10	8	8	2	1	10	15	0	0	.244
Dempster,R	8-9	4.52	32	29	0	0	0	171.1	170	97	87	26	6	79	157	9	1	.256
Doubront,F	11-6	4.32	29	27	0	0	0	162.1	161	84	78	13	5	71	139	8	0	.261
Hanrahan,J	0-1	9.82	9	0	0	0	4	7.1	10	8	8	4	0	6	5	1	0	.333
Lackey,J	10-13	3.52	29	2	0	0	0	189.1	179	80	74	26	6	40	161	4	0	.247
Lester,J	15-8	3.75	33	33	1	1	0	213.1	209	94	89	19	7	67	177	5	0	.253
Miller,A	1-2	2.64	37	0	0	0	0	30.2	25	12	9	3	2	17	48	2	0	.217
Morales,F	2-2	4.62	20	1	0	0	0	25.1	24	13	13	2	3	15	21	3	0	.255
Mortensen,C	1-2	5.34	24	0	0	0	0	30.1	32	19	18	3	3	16	21	1	0	.267
Peavy,J	12-3	4.17	23	23	2	0	0	144.2	130	70	67	20	2	36	121	0	2	.238
BOS	4-1	4.04	10	10	1	0	0	64.2	56	29	29	6	1	19	45	0	1	.230
Tazawa,J	5-4	3.16	71	0	0	0	0	68.1	70	25	24	9	1	12	72	3	1	.265
Thornton,M	0-4	3.74	60	0	0	0	0	43.1	47	20	18	4	2	15	30	2	0	.285
BOS	0-1	3.52	20	0	0	0	0	15.1	22	6	6	0	0	5	9	1	0	.349
Uehara,K	4-1	1.09	73	0	0	0	21	74.1	33	10	9	5	1	9	101	1	0	.130
Villarreal,B	0-2	20.77	8	0	0	0	0	4.1	8	10	10	1	0	9	6	1	0	.444
BOS	0-0	---	1	0	0	0	0	0.0	0	0	0	0	0	1	0	0	0	.000
*Webster,A	1-2	8.60	8	7	0	0	0	30.1	37	30	29	7	2	18	23	1	0	.308
*Wilson,A	1-1	4.88	26	0	0	0	0	27.2	34	16	15	0	1	14	22	1	0	.306
*Workman,B	6-3	4.97	20	3	0	0	0	41.2	44	23	23	5	0	15	47	1	0	.272
*Wright,S	2-0	5.40	4	1	0	0	0	13.1	12	8	8	0	1	9	10	2	0	.245
BOSTON	97-65	3.79	162	162	5	8	33	1454.0	1366	656	613	156	47	524	1294	47	5	.248
OPPONENTS	65-97	5.02	162	162	4	11	39	1439.0	1566	853	803	178	72	581	1308	66	5	.277

2013 STATISTICAL SUMMARY, CONTINUED

2013 FIELDING STATISTICS

PLAYER	POS.	PCT.	G	GS	PO	A	E	TC	DP	TP
Berry, Q	OF	1.000	9	1	4	0	0	4	0	0
*Bogaerts, X	3B	1.000	9	6	9	9	0	18	1	0
	SS	1.000	8	6	6	20	0	26	1	0
*Bradley, Jr., J	OF	.983	34	26	57	1	1	59	0	0
Carp, M	1B	.990	29	23	188	12	2	202	19	0
	OF	1.000	43	33	43	0	0	43	0	0
Ciriaco, P	3B	.778	10	5	3	11	4	18	0	0
	SS	.857	8	7	9	9	3	21	4	0
Diaz, J	2B	.000	1	0	0	0	0	0	0	0
	3B	1.000	3	1	2	3	0	5	0	0
Drew, S	SS	.984	124	122	176	332	8	516	82	0
Ellsbury, J	OF	.992	134	134	347	3	3	353	2	0
Gomes, J	OF	.992	101	67	119	5	1	125	2	0
*Holt, B	2B	1.000	5	0	2	2	0	4	0	0
	3B	.951	20	17	14	25	2	41	4	0
*Iglesias, J	2B	1.000	3	1	2	2	0	4	0	0
	3B	.962	34	33	19	56	3	78	4	0
	SS	.990	29	27	34	70	1	105	17	0
Lavarnway, R	C	.993	22	18	131	8	1	140	4	0
McDonald, J	2B	1.000	6	2	7	6	0	13	1	0
Middlebrooks, W	1B	1.000	1	1	10	1	0	11	0	0
	3B	.954	92	90	53	155	10	218	12	0
Napoli, M	1B	.994	131	123	976	87	6	1069	96	0
Nava, D	1B	.986	19	8	63	6	1	70	5	0
	OF	.984	120	108	181	5	3	189	0	0
Ortiz, D	1B	1.000	6	6	36	1	0	37	4	0
Pedroia, D	2B	.993	160	159	254	429	5	688	102	0
Ross, D	C	.997	36	33	288	13	1	302	2	0
Saltalamacchia, J	C	.994	119	111	908	46	6	960	4	0
Snyder, B	1B	1.000	6	1	15	1	0	16	3	0
	3B	.970	17	10	8	24	1	33	4	0
	OF	.000	1	0	0	0	0	0	0	0
Victorino, S	OF	.990	122	117	296	10	3	309	3	0

PITCHER	POS.	PCT.	G	GS	PO	A	E	TC	DP	TP
Aceves, A	P	.818	11	6	2	7	2	11	0	0
Bailey, A	P	1.000	30	0	1	0	0	1	1	0
Bard, D	P	1.000	2	0	0	1	0	1	0	0
Beato, P	P	1.000	10	0	0	1	0	1	0	0
Breslow, C	P	1.000	61	0	5	9	0	14	2	0
*Britton, D	P	1.000	18	0	0	3	0	3	1	0
Buchholz, C	P	.938	16	16	17	13	2	32	1	0
De La Rosa, R	P	.667	11	0	1	1	1	3	0	0
*De La Torre, J	P	1.000	7	0	1	0	0	1	0	0
Dempster, R	P	.912	32	29	12	19	3	34	2	0
Doubront, F	P	.958	29	27	5	18	1	24	1	0
Hanrahan, J	P	1.000	9	0	1	1	0	2	0	0
Lackey, J	P	.959	29	29	18	29	2	49	0	0
Lester, J	P	.938	33	33	12	18	2	32	1	0
Miller, A	P	.800	37	0	2	2	1	5	0	0
Morales, F	P	1.000	20	1	1	4	0	5	0	0
Mortensen, C	P	.875	24	0	3	4	1	8	0	0
Peavy, J	P	1.000	23	23	10	10	0	20	0	0
Tazawa, J	P	1.000	71	0	2	6	0	8	1	0
Thornton, M	P	.818	60	0	3	6	2	11	0	0
Uehara, K	P	1.000	73	0	2	7	0	9	0	0
Villarreal, B	P	1.000	8	0	0	2	0	2	1	0
*Webster, A	P	1.000	8	7	3	2	0	5	0	0
*Wilson, A	P	1.000	26	0	1	6	0	7	1	0
*Workman, B	P	1.000	20	3	0	1	0	1	0	0
*Wright, S	P	1.000	4	1	0	1	0	1	0	0

*Rookie

2013 STATISTICAL SUMMARY, CONTINUED

2013 BATTING PROFILE

	AVG	G	AB	R	H	2B	3B	HR	RBI	SH	SF	HP	BB	SO	SB	CS	E	SLG	OBP
TOTAL	.277	162	5651	853	1566	363	29	178	819	24	50	72	581	1308	123	19	65	.446	.349
vs. LHP	.265		1887	250	500	113	6	52	241	13	13	21	190	436	30	5		.414	.337
vs. RHP	.283		3764	603	1066	250	23	126	578	11	37	51	391	872	93	14		.462	.355
	AVG	G	AB	R	H	2B	3B	HR	RBI	SH	SF	HP	BB	SO	SB	CS	E	SLG	OBP
HOME	.285	81	2737	419	781	205	18	83	407	12	27	30	278	631	55	9	36	.464	.354
ROAD	.269	81	2914	434	785	158	11	95	412	12	23	42	303	677	68	10	29	.429	.344
	AVG	G	AB	R	H	2B	3B	HR	RBI	SH	SF	HP	BB	SO	SB	CS	E	SLG	OBP
DAY	.273	43	1464	217	400	96	11	42	209	7	13	18	154	351	35	8	19	.440	.347
NIGHT	.278	119	4187	636	1166	267	18	136	610	17	37	54	427	957	88	11	46	.448	.350
	AVG	G	AB	R	H	2B	3B	HR	RBI	SH	SF	HP	BB	SO	SB	CS	E	SLG	OBP
GRASS	.282	144	5001	763	1412	323	29	153	730	21	46	65	501	1135	101	17	60	.450	.352
TURF	.237	18	650	90	154	40	0	25	89	3	4	7	80	173	22	2	5	.414	.325
	AVG	G	AB	R	H	2B	3B	HR	RBI	SH	SF	HP	BB	SO	SB	CS	E	SLG	OBP
RUNNERS ON	.285	162	2600	758	740	161	10	83	724	24	50	42	286	583	123	19		.450	.359
NONE ON	.271	162	3051	95	826	202	19	95	95	0	0	30	295	725	0	0		.443	.341
RISP	.278	161	1559	663	433	84	6	50	634	13	50	27	197	366	48	4		.436	.358
RISP/2 OUTS	.249	159	707	254	176	41	5	17	243	0	0	11	104	166	28	0		.393	.354
	AVG	G	AB	R	H	2B	3B	HR	RBI	SH	SF	HP	BB	SO	SB	CS	E	SLG	OBP
INNINGS 1-6	.288	162	3848	586	1110	258	24	121	564	17	38	50	359	829	79	15		.462	.354
INNINGS 7+	.253	161	1803	267	456	105	5	57	255	7	12	22	222	479	44	4		.412	.340
	AVG	G	AB	R	H	2B	3B	HR	RBI	SH	SF	HP	BB	SO	SB	CS	E	SLG	OBP
DH	.310	152	587	99	182	44	2	33	110	0	5	3	86	102	5	1		.560	.398
	AVG	G	AB	R	H	2B	3B	HR	RBI	SH	SF	HP	BB	SO	SB	CS	E	SLG	OBP
VS. AL	.274	142	4959	735	1357	310	24	155	708	17	40	57	523	1151	106	15		.440	.347
VS. NL	.302	20	692	118	209	53	5	23	111	7	10	15	58	157	17	4		.493	.364
	AVG	G	AB	R	H	2B	3B	HR	RBI	SH	SF	HP	BB	SO	SB	CS	E	SLG	OBP
ARIZONA	.278	3	97	15	27	3	1	4	15	1	4	4	10	27	1	0	1	.454	.357
BALTIMORE	.255	19	659	84	168	33	4	25	82	2	4	2	55	146	14	4	8	.431	.313
CLEVELAND	.271	7	236	43	64	17	3	3	41	1	4	4	31	76	8	1	4	.407	.360
CHICAGO (AL)	.247	6	194	29	48	8	0	2	26	0	1	2	34	35	5	0	1	.320	.364
COLORADO	.351	4	151	34	53	13	2	4	32	1	2	2	13	27	3	1	2	.543	.405
DETROIT	.310	7	248	43	77	15	2	11	40	0	2	7	23	52	4	0	4	.520	.382
HOUSTON	.331	7	251	50	83	22	2	10	48	0	1	1	34	59	3	2	2	.554	.411
KANSAS CITY	.261	7	238	25	62	13	1	3	24	1	0	4	24	50	6	2	4	.361	.338
LA (NL)	.224	3	98	12	22	5	0	4	11	1	1	2	5	28	2	0	1	.398	.274
LA (AL)	.296	6	230	35	68	12	2	8	32	1	1	0	23	53	7	0	2	.470	.358
MINNESOTA	.299	7	254	38	76	13	0	11	38	1	5	0	30	42	2	1	7	.480	.367
NEW YORK (AL)	.315	19	680	120	214	54	1	24	118	4	5	12	66	157	13	1	7	.503	.383
OAKLAND	.221	6	199	21	44	13	2	2	21	1	0	5	15	41	5	0	3	.337	.292
PHILADELPHIA	.290	4	138	22	40	10	1	5	21	2	1	3	14	34	6	1	0	.486	.365
SEATTLE	.308	7	276	55	85	15	0	12	51	2	6	6	34	66	1	0	3	.493	.388
TAMPA BAY	.208	19	625	71	130	33	3	13	69	3	5	5	59	165	18	2	3	.333	.280
SAN DIEGO	.356	3	101	14	36	13	0	3	14	0	0	2	8	18	3	2	0	.574	.414
TEXAS	.272	6	202	29	55	16	1	8	29	0	3	2	25	53	4	0	4	.480	.353
SAN FRANCISCO	.290	3	107	21	31	9	1	3	18	2	2	2	8	23	2	0	1	.477	.345
TORONTO	.274	19	667	92	183	46	3	23	89	1	3	7	70	156	16	2	8	.456	.348

2013 STATISTICAL SUMMARY, CONTINUED

2013 PITCHING PROFILE																				
TOTALS	W-L	ERA	G	GS	CG	SHO	SV	IP	H	R	ER	HR	HB	BB	SO	WP	BK	AVG.		
	97-65	3.79	162	162	5	2	33	1454	1366	656	613	156	47	524	1294	47	5	.248		
vs. LHB	W-L	ERA	G	GS	CG	SHO	SV	IP	H	R	ER	HR	HB	BB	SO	WP	BK	AVG.		
vs. RHB	---	---	---	---	---	---	---	---	591	---	---	62	11	241	629	23	5	.237		
	---	---	---	---	---	---	---	---	775	---	---	94	36	283	665	24	5	.257		
HOME	W-L	ERA	G	GS	CG	SHO	SV	IP	H	R	ER	HR	HB	BB	SO	WP	BK	AVG.		
ROAD	53-28	3.57	81	81	2	1	17	742	682	320	294	70	24	250	670	25	5	.243		
	44-37	4.03	81	81	3	1	16	712	684	336	319	86	23	274	624	22	0	.253		
DAY	W-L	ERA	G	GS	CG	SHO	SV	IP	H	R	ER	HR	HB	BB	SO	WP	BK	AVG.		
NIGHT	28-15	3.30	43	43	0	0	10	385	351	155	141	34	12	129	346	17	0	.243		
	69-50	3.97	119	119	5	2	23	1069	1015	501	472	122	35	395	948	30	5	.250		
vs. AL	W-L	ERA	G	GS	CG	SHO	SV	IP	H	R	ER	HR	HB	BB	SO	WP	BK	AVG.		
vs. NL	83-59	3.94	142	142	3	2	29	1277.1	1211	602	559	133	43	477	1149	46	5	.250		
	14-6	2.75	20	20	2	0	4	176.2	155	54	54	23	4	47	145	1	0	.235		
ARIZONA	W-L	ERA	G	GS	CG	SHO	SV	IP	H	R	ER	HR	HB	BB	SO	WP	BK	AVG.		
BALTIMORE	1-0	3.00	3	3	0	0	1	27.0	30	9	9	3	1	3	24	0	0	.280		
CLEVELAND	8-11	3.49	19	19	1	0	3	172.2	150	71	67	20	6	57	152	7	2	.230		
CHICAGO (AL)	6-1	3.71	7	7	0	0	3	63.0	57	30	26	4	1	26	64	1	0	.242		
COLORADO	4-2	3.63	6	6	0	0	2	52.0	43	22	21	5	0	18	35	0	0	.225		
DETROIT	3-1	5.14	4	4	0	0	1	35.0	42	20	20	7	0	10	34	1	0	.294		
HOUSTON	3-4	4.65	7	7	0	0	1	60.0	67	35	31	6	1	22	52	1	0	.282		
KANSAS CITY	6-1	3.92	7	7	0	0	1	62.0	53	27	27	4	3	21	73	5	2	.232		
LA (NL)	2-5	4.43	7	7	0	0	2	61.0	69	33	30	10	1	21	49	2	0	.289		
LA (AL)	2-1	1.73	3	3	2	0	1	26.0	11	5	5	2	0	6	19	0	0	.129		
MINNESOTA	3-3	4.47	6	6	0	0	0	54.1	58	30	27	8	3	20	43	2	0	.272		
NEW YORK (AL)	4-3	4.23	7	7	0	0	1	66.0	64	39	31	6	2	27	74	0	2	.249		
OAKLAND	13-6	4.19	19	19	1	1	3	167.2	164	85	78	9	13	64	133	10	0	.258		
PHILADELPHIA	3-3	5.30	6	6	0	0	3	52.2	43	32	31	6	2	34	53	2	4	.225		
SEATTLE	2-2	3.09	4	4	0	0	0	35.0	34	12	12	9	1	14	30	0	0	.258		
TAMPA BAY	6-1	5.22	7	7	0	0	2	69.0	84	43	40	7	2	23	68	4	0	.295		
SAN DIEGO	12-7	2.93	19	19	0	0	2	175.0	149	57	57	17	4	73	159	5	0	.232		
TEXAS	3-0	1.33	3	3	0	0	1	27.0	19	4	4	1	1	8	23	0	0	.196		
SAN FRANCISCO	2-4	4.70	6	6	0	0	0	51.2	63	27	27	10	2	18	49	1	0	.297		
TORONTO	2-1	1.35	3	3	0	0	0	26.2	19	4	4	1	1	6	15	0	0	.200		
	11-8	3.49	19	19	1	1	6	170.1	147	71	66	21	3	53	145	6	0	.234		

2013 STATISTICAL SUMMARY, CONTINUED

2013 TEAM BATTING AND PITCHING VS. LEFTHANDERS

BATTING

PLAYER	AVG	AB	H	2B	3B	HR	RBI	SH	SF	HP	BB	SO	SB	CS
Berry,Q	1.000	1	1	0	0	0	0	0	0	0	1	0	1	0
Bogaerts,X	.467	15	7	1	0	0	2	0	0	0	3	1	0	0
Bradley Jr.,J	.080	25	2	1	0	0	3	0	0	1	3	11	0	0
Carp,M	.269	26	7	1	0	1	3	0	0	0	2	11	0	0
Ciriaco,P	.136	22	3	0	1	0	1	0	0	0	3	5	0	0
TOTAL	.218	55	12	2	1	0	1	0	0	0	5	12	2	0
Diaz,J	.000	1	0	0	0	0	0	0	0	0	0	0	0	0
Drew,S	.196	153	30	8	1	4	19	0	3	1	10	55	0	0
Ellsbury,J	.246	211	52	7	1	2	12	1	0	5	19	38	13	1
Gomes,J	.236	161	38	10	0	8	27	0	1	4	24	46	0	0
Holt,B	.111	9	1	0	0	0	1	1	0	0	2	0	1	0
Iglesias,J	.347	75	26	3	2	0	3	0	0	0	7	13	0	1
TOTAL	.294	126	37	7	2	2	8	0	0	1	8	29	0	1
Lavarnway,R	.267	30	8	5	0	0	2	0	0	1	0	3	0	0
McDonald,J	.000	3	0	0	0	0	0	0	0	0	1	1	0	0
TOTAL	.000	21	0	0	0	0	0	0	0	0	4	8	0	0
Middlebrooks,W	.273	110	30	5	0	5	9	0	0	2	7	25	2	0
Napoli,M	.284	155	44	13	0	8	25	0	0	0	23	48	0	1
Nava,D	.252	119	30	4	0	2	13	4	4	0	12	32	0	0
Ortiz,D	.260	196	51	10	0	7	36	0	3	1	16	34	1	0
Pedroia,D	.354	192	68	21	1	2	28	0	1	0	27	22	4	1
Ross,D	.259	54	14	3	0	3	7	2	0	0	5	19	0	0
Saltalamacchia,J	.218	119	26	6	0	2	16	0	1	0	16	36	0	0
Snyder,B	.273	33	9	3	0	2	7	0	0	0	0	8	0	0
Victorino,S	.314	169	53	12	0	6	27	4	0	6	9	24	8	1
PITCHERS	.000	0	0	0	0	0	1	0	0	0	4	0	0	0
TOTALS	.265	250	113	6	52	241	13	13	21	190	436	30	5	47

PITCHING

PLAYER	AVG	AB	H	HR	HB	BB	SO
Aceves,A	.284	95	27	5	0	14	16
Bailey,A	.185	54	10	3	0	8	22
Bard,D	.500	2	1	0	0	2	0
Beato,P	.158	19	3	0	0	2	4
Breslow,C	.253	95	24	1	1	6	16
Britton,D	.278	36	10	0	0	5	12
Buchholz,C	.187	209	39	3	0	22	55
De La Rosa, R	.250	16	4	0	1	1	3
De La Torre, J	.300	20	6	0	1	5	5
Dempster,R	.235	358	84	10	2	49	93
Doubront,F	.247	174	43	1	1	15	44
Hanrahan,J	.235	17	4	1	0	3	5
Lackey,J	.238	404	96	10	3	25	85
Lester,J	.237	186	44	6	0	11	51
Miller,A	.281	57	16	2	0	5	24
Morales,F	.184	38	7	0	2	2	13
Mortensen,C	.317	63	20	1	0	10	10
Peavy,J	.212	118	25	3	0	10	25
Tazawa,J	.264	121	32	5	0	6	31
Thornton,M	.345	29	10	0	0	0	7
Uehara,K	.115	130	15	1	0	6	56
Villarreal,B	.000	0	0	0	0	0	0
Webster,A	.391	64	25	7	0	11	8
Wilson,A	.200	60	12	0	0	7	14
Workman,B	.253	91	23	3	0	9	24
Wright,S	.297	37	11	0	0	7	6
TOTALS	.237	2493	591	62	11	241	629

2013 STATISTICAL SUMMARY, CONTINUED

2013 TEAM BATTING AND PITCHING VS. RIGHTHANDERS

BATTING

PLAYER	AVG	AB	H	2B	3B	HR	RBI	SH	SF	HP	BB	SO	SB	CS
Berry,Q	.571	7	4	0	0	1	4	0	0	0	0	2	2	0
Bogaerts,X	.138	29	4	1	0	1	3	0	1	0	2	12	1	0
Bradley Jr.,J	.229	70	16	4	0	3	7	0	0	1	7	20	2	0
Carp,M	.300	190	57	17	2	8	40	0	3	2	20	56	1	0
Ciriaco,P	.276	29	8	2	0	1	3	0	1	0	3	7	2	1
TOTAL	.229	70	16	2	1	2	7	1	1	1	4	11	7	1
Diaz,J	.000	3	0	0	0	0	0	0	0	0	0	0	0	0
Drew,S	.284	289	82	21	7	9	48	0	1	0	44	69	6	0
Ellsbury,J	.328	366	120	24	7	7	41	0	2	0	28	54	39	3
Gomes,J	.258	151	39	7	0	5	25	0	4	2	19	43	1	0
Holt,B	.220	50	11	2	0	0	10	2	3	0	5	4	0	0
Iglesias,J	.321	140	45	7	0	1	16	0	2	6	4	17	3	0
TOTAL	.308	224	69	9	0	1	21	4	2	10	7	31	5	1
Lavarnway,R	.319	47	15	2	0	1	12	0	1	1	2	14	0	0
McDonald,J	.400	5	2	0	0	0	0	0	0	0	2	0	0	0
TOTAL	.167	48	8	1	0	1	4	1	0	1	2	8	0	0
Middlebrooks,W	.206	238	49	13	0	12	40	1	3	0	13	73	1	1
Napoli,M	.248	343	85	25	2	15	67	0	1	6	50	139	1	0
Nava,D	.322	339	109	25	0	10	53	0	4	15	39	61	0	2
Ortiz,D	.339	322	109	28	2	23	67	0	2	0	60	54	3	0
Pedroia,D	.278	449	125	21	1	7	56	0	6	3	46	53	13	4
Ross,D	.167	48	8	2	0	1	3	0	0	1	6	23	1	0
Saltalamacchia,J	.294	306	90	34	0	12	49	0	1	0	27	103	4	1
Snyder,B	.000	17	0	0	0	0	0	0	0	2	0	8	0	0
Victorino,S	.282	308	87	14	2	9	34	6	2	12	16	51	13	2
PITCHERS	.056	2	1	0	0	0	2	0	0	0	7	0	0	0
TOTALS	.283	603	250	23	126	578	11	37	51	391	872	93	14	90

PITCHING

PLAYER	AVG	AB	H	HR	HB	BB	SO
Aceves,A	.294	51	15	3	0	8	8
Bailey,A	.265	49	13	4	0	4	17
Bard,D	.000	2	0	0	0	0	1
Beato,P	.375	24	9	1	1	0	1
Breslow,C	.208	120	25	2	1	12	17
Britton,D	.282	39	11	1	0	2	5
Buchholz,C	.216	167	36	1	1	14	41
De La Rosa, R	.344	32	11	2	2	1	3
De La Torre, J	.190	21	4	2	0	5	10
Dempster,R	.281	306	86	16	4	30	64
Doubbront,F	.267	442	118	12	4	56	95
Hanrahan,J	.462	13	6	3	0	3	0
Lackey,J	.258	322	83	16	3	15	76
Lester,J	.257	641	165	13	7	56	126
Miller,A	.155	58	9	1	2	12	24
Morales,F	.304	56	17	2	1	13	8
Mortensen,C	.211	57	12	2	3	6	11
Peavy,J	.246	126	31	3	1	9	20
Tazawa,J	.266	143	38	4	1	6	41
Thornton,M	.353	34	12	0	0	5	2
Uehara,K	.146	123	18	4	1	3	45
Villarreal,B	.000	0	0	0	0	1	0
Webster,A	.214	56	12	0	2	7	15
Wilson,A	.431	51	22	0	1	7	8
Workman,B	.296	71	21	2	0	6	23
Wright,S	.083	12	1	0	1	2	4
TOTALS	.257	3016	775	94	36	283	665

2013 STATISTICAL SUMMARY, CONTINUED

2013 TEAM BATTING AND PITCHING AT FENWAY PARK

BATTING

PLAYER	AVG	G	AB	R	H	2B	3B	HR	RBI	SH	SF	HP	BB	SO	SB	CS
Berry,Q	.1000	4	2	2	2	0	0	0	2	0	0	0	0	0	0	0
Bogaerts,X	.227	9	22	5	5	1	0	0	2	0	1	0	4	6	1	0
Bradley Jr.,J	.162	12	37	6	6	1	0	2	6	0	0	1	1	13	0	0
Carp,M	.287	43	108	19	31	10	1	4	21	0	1	1	9	30	1	0
Ciriaco,P	.292	15	24	3	7	1	1	1	2	0	0	0	3	6	0	1
TOTAL	.273	27	55	6	15	3	2	2	6	0	0	0	4	10	4	1
Diaz,J	.000	4	4	2	0	0	0	0	0	0	0	0	0	0	0	0
Drew,S	.283	68	230	33	65	16	7	6	35	0	2	1	31	57	6	0
Ellsbury,J	.296	67	284	47	84	17	6	4	25	1	1	3	21	46	19	1
Gomes,J	.242	59	149	17	36	10	0	5	28	0	4	3	15	44	0	0
Holt,B	.188	8	16	4	3	2	0	0	2	1	1	0	2	2	0	0
Iglesias,J	.327	31	101	14	33	5	0	0	10	0	1	2	7	13	2	0
TOTAL	.310	56	171	23	53	8	0	1	14	2	1	6	9	29	4	1
Lavarnway,R	.417	8	24	5	10	3	0	1	4	0	0	0	0	6	0	0
McDonald,J	.000	3	4	0	0	0	0	0	0	0	0	0	0	3	0	0
TOTAL	.081	29	37	3	3	0	0	1	2	1	0	0	2	10	0	0
Middlebrooks,W	.231	42	147	13	34	9	0	4	16	0	1	0	6	43	3	1
Napoli,M	.249	70	245	40	61	18	0	11	38	0	1	3	40	87	0	0
Nava,D	.306	69	222	43	68	19	0	5	32	3	5	5	30	50	0	1
Ortiz,D	.305	71	272	37	83	27	1	12	58	0	3	1	37	49	2	0
Pedroia,D	.315	81	308	45	97	26	1	7	51	0	4	1	41	36	9	3
Ross,D	.218	21	55	7	12	1	0	3	5	2	0	1	4	24	0	0
Saltalamacchia,J	.282	64	220	34	62	21	0	9	32	0	0	0	18	73	3	1
Snyder,B	.233	14	30	3	7	3	0	2	7	0	0	0	0	8	0	0
Victorino,S	.322	60	233	40	75	15	1	7	31	5	2	8	9	35	9	1
PITCHERS	.000	81	0	0	0	0	0	0	0	0	0	0	0	0	0	0
TOTALS	.285	81	2737	419	781	205	18	83	407	12	27	30	278	631	55	9

PITCHING

PLAYER	W-L	ERA	G	GS	CG	SHO	SV	IP	H	R	ER	HR	HB	BB	SO	WP	AVG.
Aceves,A	4.87	2-1	5	4	0	0	0	20.1	24	12	11	3	0	13	14	0	.296
Bailey,A	2.30	3-0	16	0	0	0	4	15.2	9	4	4	3	0	6	23	0	.167
Bard,D	9.00	0-0	2	0	0	0	0	1.0	1	1	1	0	0	2	1	0	.250
Beato,P	4.05	1-1	7	0	0	0	0	6.2	9	4	3	1	1	1	3	0	.300
Breslow,C	3.29	2-1	32	0	0	0	0	27.1	31	14	10	2	1	7	11	1	.282
Britton,D	2.03	1-0	11	0	0	0	0	13.1	14	3	3	0	0	2	11	0	.292
Buchholz,C	1.99	6-1	9	9	0	0	0	63.1	46	16	14	0	1	23	57	1	.208
De La Rosa, R	1.93	0-0	4	0	0	0	0	4.2	5	1	1	0	3	1	2	1	.278
De La Torre, J	5.79	0-0	3	0	0	0	0	4.2	4	3	3	0	0	5	6	0	.250
Dempster,R	4.84	6-7	20	19	0	0	0	113.1	109	67	61	19	4	49	109	6	.248
Doubront,F	3.84	6-4	15	14	0	0	0	91.1	82	43	39	6	3	32	80	6	.243
Hanrahan,J	27.00	0-1	4	0	0	0	1	2.1	6	7	7	4	0	5	3	1	.462
Lackey,J	2.47	6-3	13	13	1	0	0	91.0	79	30	25	8	2	15	77	1	.232
Lester,J	3.09	7-1	13	13	1	1	0	87.1	79	30	30	6	1	22	77	2	.237
Miller,A	3.00	1-1	18	0	0	0	0	15.0	11	5	5	2	0	7	24	0	.204
Morales,F	5.06	0-1	10	0	0	0	0	10.2	11	6	6	0	1	7	7	2	.268
Mortensen,C	9.42	1-1	11	0	0	0	0	14.1	20	16	15	2	2	8	9	0	.317
Peavy,J	3.00	2-0	3	3	0	0	0	21.0	15	7	7	1	1	4	19	0	.195
TOTAL	2.73	7-0	9	9	1	0	0	62.2	48	22	19	8	1	13	55	0	.208
Tazawa,J	2.81	2-2	35	0	0	0	0	32.0	30	10	10	6	1	4	33	2	.248
Thornton,M	1.59	0-0	13	0	0	0	0	11.1	16	2	2	0	0	2	7	0	.340
TOTAL	3.86	0-3	35	0	0	0	0	25.2	29	12	11	2	2	9	16	0	.293
Uehara,K	1.43	2-1	37	0	0	0	12	37.2	18	6	6	3	1	6	47	1	.140
Webster,A	7.40	1-1	5	4	0	0	0	20.2	23	18	17	4	2	11	14	1	.291
Wilson,A	3.09	0-0	14	0	0	0	0	11.2	13	5	4	0	0	6	11	0	.283
Workman,B	2.41	3-1	9	2	0	0	0	18.2	19	5	5	0	0	7	19	0	.264
Wright,S	6.75	1-0	2	0	0	0	0	6.2	8	5	5	0	0	5	6	0	.308
TOTALS	3.57	53-28	81	81	2	3	17	742.0	682	320	294	70	24	250	670	25	.243

2013 STATISTICAL SUMMARY, CONTINUED

2013 TEAM BATTING AND PITCHING ON THE ROAD

BATTING

PLAYER	AVG	G	AB	R	H	2B	3B	HR	RBI	SH	SF	HP	BB	SO	SB	CS
Berry,Q	.500	9	6	3	3	0	0	1	2	0	0	0	1	2	3	0
Bogaerts,X	.273	9	22	2	6	1	0	1	3	0	0	0	1	7	0	0
Bradley Jr.,J	.207	25	58	12	12	4	0	1	4	0	0	1	9	18	2	0
Carp,M	.306	43	108	15	33	8	1	5	22	0	2	1	13	37	0	0
Ciriaco,P	.148	13	27	1	4	1	0	0	2	0	1	0	3	6	2	0
TOTAL	.186	29	70	3	13	1	0	0	2	1	1	1	5	13	5	0
Diaz,J	.000	1	0	0	0	0	0	0	0	0	0	0	0	0	0	0
Drew,S	.222	56	212	24	47	13	1	7	32	0	2	0	23	67	0	0
Ellsbury,J	.300	67	293	45	88	14	2	5	28	0	1	2	26	46	33	3
Gomes,J	.252	57	163	32	41	7	0	8	24	0	1	3	28	45	1	0
Holt,B	.209	18	43	5	9	0	0	0	9	2	2	0	5	2	1	0
Iglesias,J	.333	32	114	13	38	5	2	1	9	0	1	4	4	17	1	1
TOTAL	.296	53	179	16	53	8	2	2	15	2	1	5	6	31	1	1
Lavarnway,R	.245	17	53	3	13	4	0	0	10	0	1	2	2	11	0	0
McDonald,J	.500	3	4	1	2	0	0	0	0	0	0	0	1	0	0	0
TOTAL	.156	22	32	5	5	1	0	0	2	0	0	1	4	6	0	0
Middlebrooks,W	.224	52	201	28	45	9	0	13	33	1	2	2	14	55	0	0
Napoli,M	.269	69	253	39	68	20	2	12	54	0	0	3	33	100	1	1
Nava,D	.301	65	236	34	71	10	0	7	34	1	3	10	21	43	0	1
Ortiz,D	.313	66	246	47	77	11	1	18	45	0	2	0	39	39	2	0
Pedroia,D	.288	79	333	46	96	16	1	2	33	0	3	2	32	39	8	2
Ross,D	.213	15	47	4	10	4	0	1	5	0	0	0	7	18	1	0
Saltalamacchia,J	.263	57	205	34	54	19	0	5	33	0	2	0	25	66	1	0
Snyder,B	.100	13	20	2	2	0	0	0	0	0	0	2	0	8	0	0
Victorino,S	.266	62	244	42	65	11	1	8	30	5	0	10	16	40	12	2
PITCHERS	.038	81	26	2	1	1	0	0	0	3	0	0	0	11	0	0
TOTALS	.269	81	2914	434	785	158	11	95	412	12	23	42	303	677	68	10

PITCHING

PLAYER	W-L	ERA	G	GS	CG	SHO	SV	IP	H	R	ER	HR	HB	BB	SO	WP	AVG.
Aceves,A	4.86	2-0	6	2	0	0	0	16.2	18	9	9	5	0	9	10	0	.277
Bailey,A	5.54	0-1	14	0	0	0	4	13.0	14	8	8	4	0	6	16	0	.286
Beato,P	2.70	0-0	3	0	0	0	0	3.1	3	1	1	0	0	1	2	0	.231
Breslow,C	0.56	3-1	29	0	0	0	0	32.1	18	2	2	1	1	11	22	1	.171
Britton,D	7.04	0-1	7	0	0	0	0	7.2	7	6	6	1	0	5	6	0	.259
Buchholz,C	1.40	6-0	7	7	1	1	0	45.0	29	7	7	4	0	13	39	0	.187
De La Rosa,A	8.10	0-2	7	0	0	0	0	6.2	10	6	6	2	0	1	4	0	.333
De La Torre,J	6.75	0-0	4	0	0	0	0	6.2	6	5	5	2	1	5	9	0	.240
Dempster,R	4.03	2-2	12	10	0	0	0	58.0	61	30	26	7	2	30	48	3	.271
Doubront,F	4.94	5-2	14	13	0	0	0	71.0	79	41	39	7	2	39	59	2	.284
Hanrahan,J	1.80	0-0	5	0	0	0	3	5.0	4	1	1	0	0	1	2	0	.235
Lackey,J	4.48	4-10	16	16	1	0	0	98.1	100	50	49	18	4	25	84	3	.260
Lester,J	4.21	8-7	20	20	0	0	0	126.0	130	64	59	13	6	45	100	3	.263
Miller,A	2.30	0-1	19	0	0	0	0	15.2	14	7	4	1	2	10	24	2	.230
Morales,F	4.30	2-1	10	1	0	0	0	14.2	13	7	7	2	2	8	14	1	.245
Mortensen,C	1.69	0-1	13	0	0	0	0	16.0	12	3	3	1	1	8	12	1	.211
Peavy,J	4.53	2-1	7	7	1	0	0	43.2	41	22	22	5	0	15	26	0	.246
TOTAL	5.27	5-5	14	14	1	0	0	82.0	82	48	48	12	1	23	66	0	.259
Tazawa,J	3.47	3-2	36	0	0	0	0	36.1	40	15	14	3	0	8	39	1	.280
Thornton,M	9.00	0-1	7	0	0	0	0	4.0	6	4	4	0	0	3	2	1	.375
TOTAL	3.57	0-1	25	0	0	0	0	17.2	18	8	7	2	0	6	14	2	.273
Uehara,K	0.74	2-0	36	0	0	0	9	36.2	15	4	3	2	0	3	54	0	.121
Villarreal,B	---	0-0	1	0	0	0	0	0.0	0	0	0	0	0	1	0	0	.000
TOTAL	---	0-1	7	0	0	0	0	4.1	8	7	7	1	0	6	6	0	.444
Webster,A	11.17	0-1	3	3	0	0	0	9.2	14	12	12	3	0	7	9	0	.341
Wilson,A	6.19	1-1	12	0	0	0	0	16.0	21	11	11	0	1	8	11	1	.323
Workman,B	7.04	3-2	11	1	0	0	0	23.0	25	18	18	5	0	8	28	1	.278
Wright,S	4.05	1-0	2	1	0	0	0	6.2	4	3	3	0	1	4	4	2	.174
TOTALS	4.03	44-37	81	81	3	5	16	712.0	684	336	319	86	23	274	624	22	.253

2013 STATISTICAL SUMMARY, CONTINUED

2013 TEAM BATTING AND PITCHING DURING THE DAY

BATTING

PLAYER	AVG	G	AB	R	H	2B	3B	HR	RBI	SH	SF	HP	BB	SO	SB	CS
Berry,Q	.500	3	4	1	2	0	0	1	2	0	0	0	0	1	1	0
Bogaerts,X	.235	6	17	2	4	1	0	1	3	0	0	0	2	7	0	0
Bradley Jr.,J	.125	10	24	6	3	0	0	1	4	0	0	0	6	13	0	0
Carp,M	.344	23	61	12	21	8	0	3	10	0	1	1	10	11	1	0
Ciriaco,P	.313	8	16	2	5	1	0	1	2	0	0	0	1	1	1	0
TOTAL	.189	18	37	3	7	1	0	1	2	1	0	1	3	4	2	0
Diaz,J	.000	3	4	2	0	0	0	0	0	0	0	0	0	0	0	0
Drew,S	.212	29	104	11	22	6	4	2	13	0	0	0	10	33	3	0
Ellsbury,J	.307	38	166	28	51	8	5	4	19	0	2	2	10	20	13	1
Gomes,J	.259	32	85	11	22	6	0	3	16	0	2	2	14	28	1	0
Holt,B	.364	5	11	2	4	0	0	0	3	2	0	0	1	2	1	0
Iglesias,J	.294	18	68	6	20	4	0	0	5	0	1	2	3	8	0	1
TOTAL	.278	32	108	11	30	7	0	1	7	0	1	4	3	15	0	2
Lavarnway,R	.273	9	33	4	9	3	0	0	6	0	0	1	2	6	0	0
McDonald,J	.667	2	3	1	2	0	0	0	0	0	0	0	1	0	0	0
TOTAL	.219	20	32	3	7	1	0	1	3	1	0	0	5	7	0	0
Middlebrooks,W	.229	27	96	12	22	3	0	7	14	0	1	0	7	30	0	1
Napoli,M	.240	36	129	20	31	10	0	4	20	0	0	1	16	52	0	0
Nava,D	.299	34	107	15	32	5	0	3	19	1	4	3	13	21	0	0
Ortiz,D	.338	33	130	21	44	13	1	5	25	0	1	0	12	25	1	0
Pedroia,D	.310	41	158	25	49	16	0	1	15	0	1	0	21	18	4	1
Ross,D	.097	10	31	4	3	0	0	2	2	0	0	0	4	17	1	0
Saltalamacchia,J	.200	29	90	14	18	3	0	3	13	0	0	0	13	29	1	1
Snyder,B	.375	3	8	1	3	1	0	1	3	0	0	0	0	2	0	0
Victorino,S	.292	33	113	17	33	8	1	0	15	3	0	6	8	23	7	3
PITCHERS	.000	43	6	0	0	0	0	0	0	1	0	0	0	4	0	0
TOTALS	.273	43	1464	217	400	96	11	42	209	7	13	18	154	351	35	8

PITCHING

PLAYER	W-L	ERA	G	GS	CG	SHO	SV	IP	H	R	ER	HR	HB	BB	SO	WP	AVG.
Aceves,A	1-0	4.15	1	2	0	0	0	8.2	6	4	4	1	0	5	7	0	.194
Bailey,A	1-0	4.22	0	12	0	0	4	10.2	11	5	5	2	0	2	16	0	.262
Beato,P	0-0	0.00	0	3	0	0	0	2.2	0	1	0	0	1	0	1	0	.000
Breslow,C	1-0	2.08	0	14	0	0	0	13.0	14	5	3	2	0	2	5	0	.286
Britton,D	0-0	4.15	0	4	0	0	0	4.1	5	2	2	0	0	3	2	0	.333
Buchholz,C	3-0	1.16	4	4	0	0	0	31.0	19	4	4	0	0	12	29	0	.181
De La Rosa,R	0-1	13.50	0	1	0	0	0	0.2	1	1	1	0	0	0	0	0	.333
De La Torre,J	0-0	18.00	0	1	0	0	0	1.0	2	2	2	0	0	1	0	0	.500
Dempster,R	1-2	5.24	6	7	0	0	0	34.1	38	23	20	8	2	12	36	3	.275
Doubbront,F	3-1	3.75	8	9	0	0	0	50.1	46	24	21	5	0	18	36	1	.245
Hanrahan,J	0-0	4.50	0	3	0	0	1	2.0	2	1	1	1	0	2	1	0	.250
Lackey,J	6-4	3.69	10	10	0	0	0	63.1	64	27	26	3	3	13	57	3	.263
Lester,J	6-1	2.84	11	11	0	0	0	73.0	65	23	23	4	3	22	71	4	.235
Miller,A	0-1	2.70	0	12	0	0	0	10.0	9	6	3	1	1	7	14	0	.231
Morales,F	0-0	9.00	0	4	0	0	0	4.0	5	4	4	0	0	5	2	1	.313
Mortensen,C	0-1	3.38	0	6	0	0	0	8.0	9	4	3	1	0	1	9	1	.273
Tazawa,J	2-2	4.73	0	16	0	0	0	13.1	16	7	7	3	0	3	13	0	.302
Thornton,M	0-1	3.60	0	7	0	0	0	5.0	9	2	2	0	0	2	2	1	.429
TOTAL	0-1	1.96	0	25	0	0	0	18.1	17	4	4	2	1	2	13	1	.250
Uehara,K	1-0	1.64	0	21	0	0	5	22.0	13	4	4	2	1	5	27	1	.169
Webster,A	1-0	2.00	2	2	0	0	0	9.0	5	2	2	0	1	7	6	0	.167
Wilson,A	-0	0.00	0	6	0	0	0	4.2	4	0	0	0	0	3	2	0	.267
Workman,B	1-1	4.32	1	3	0	0	0	8.1	5	4	4	1	0	2	7	1	.172
Wright,S	1-0	0.00	0	1	0	0	0	5.2	3	0	0	0	0	2	3	1	.158
TOTALS	28-15	3.30	43	43	0	4	10	385.0	351	155	141	34	12	129	346	17	.243

2013 TEAM BATTING AND PITCHING AT NIGHT

BATTING

PLAYER	AVG	G	AB	R	H	2B	3B	HR	RBI	SH	SF	HP	BB	SO	SB	CS
Berry,Q	.750	10	4	4	3	0	0	0	2	0	0	0	1	1	2	0
Bogaerts,X	.259	12	27	5	7	1	0	0	2	0	1	0	3	6	1	0
Bradley Jr.,J	.211	27	71	12	15	5	0	2	6	0	0	2	4	18	2	0
Carp,M	.277	63	155	22	43	10	2	6	33	0	2	1	12	56	0	0
Ciriaco,P	.171	20	35	2	6	1	1	0	2	0	1	0	5	11	1	1
TOTAL	.239	38	88	6	21	3	2	1	6	0	1	0	6	19	7	1
Diaz,J	.000	2	0	0	0	0	0	0	0	0	0	0	0	0	0	0
Drew,S	.266	95	338	46	90	23	4	11	54	0	4	1	44	91	3	0
Ellsbury,J	.294	96	411	64	121	23	3	5	34	1	0	3	37	72	39	3
Gomes,J	.242	84	227	38	55	11	0	10	36	0	3	4	29	61	0	0
Holt,B	.167	21	48	7	8	2	0	0	8	1	3	0	6	2	0	0
Iglesias,J	.347	45	147	21	51	6	2	1	14	0	1	4	8	22	3	0
TOTAL	.314	77	242	28	76	9	2	2	22	4	1	7	12	45	5	0
Lavarnway,R	.318	16	44	4	14	4	0	1	8	0	1	1	0	11	0	0
McDonald,J	.000	4	5	0	0	0	0	0	0	0	0	0	0	3	0	0
TOTAL	.027	31	37	5	1	0	0	0	1	0	0	1	1	9	0	0
Middlebrooks,W	.226	67	252	29	57	15	0	10	35	1	2	2	13	68	3	0
Napoli,M	.266	103	369	59	98	28	2	19	72	0	1	5	57	135	1	1
Nava,D	.305	100	351	62	107	24	0	9	47	3	4	12	38	72	0	2
Ortiz,D	.299	104	388	63	116	25	1	25	78	0	4	1	64	63	3	0
Pedroia,D	.298	119	483	66	144	26	2	8	69	0	6	3	52	57	13	4
Ross,D	.268	26	71	7	19	5	0	2	8	2	0	1	7	25	0	0
Saltalamacchia,J	.293	92	335	54	98	37	0	11	52	0	2	0	30	110	3	0
Snyder,B	.143	24	42	4	6	2	0	1	4	0	0	2	0	14	0	0
Victorino,S	.294	89	364	65	107	18	1	15	46	7	2	12	17	52	14	0
PITCHERS	.050	119	20	2	1	1	1	0	0	0	2	0	0	7	0	0
TOTALS	.278	119	4187	636	1166	267	18	136	610	17	37	54	427	957	88	11

PITCHING

PLAYER	W-L	ERA	G	GS	CG	SHO	SV	IP	H	R	ER	HR	HB	BB	SO	WP	AVG.
Aceves,A	3-1	5.08	9	5	0	0	0	28.1	36	17	16	7	0	17	17	0	.313
Bailey,A	2-1	3.50	18	0	0	0	4	18.0	12	7	7	5	0	10	23	0	.197
Bard,D	0-0	9.00	2	0	0	0	0	1.0	1	1	1	0	0	2	1	0	.250
Beato,P	1-1	4.91	7	0	0	0	0	7.1	12	4	4	1	0	2	4	0	.353
Breslow,C	4-2	1.74	47	0	0	0	0	46.2	35	11	9	1	2	16	28	2	.211
Britton,D	1-1	3.78	14	0	0	0	0	16.2	16	7	7	1	0	4	15	0	.267
Buchholz,C	9-1	1.98	12	12	1	1	0	77.1	56	19	17	4	1	24	67	1	.207
De La Rosa,R	0-1	5.06	10	0	0	0	0	10.2	14	6	6	2	3	2	6	1	.311
De La Torre,J	0-0	5.23	6	0	0	0	0	10.1	8	6	6	2	1	9	15	0	.216
Dempster,R	7-7	4.40	25	23	0	0	0	137.0	132	74	67	18	4	67	121	6	.251
Doubront,F	8-5	4.58	20	19	0	0	0	112.0	115	60	57	8	5	53	103	7	.269
Hanrahan,J	0-1	11.81	6	0	0	0	3	5.1	8	7	7	3	0	4	4	1	.364
Lackey,J	4-9	3.43	19	19	2	0	0	126.0	115	53	48	23	3	27	104	1	.238
Lester,J	9-7	4.23	22	22	1	1	0	140.1	144	71	66	15	4	45	106	1	.262
Miller,A	1-1	2.61	25	0	0	0	0	20.2	16	6	6	2	1	10	34	2	.211
Morales,F	2-2	3.80	16	1	0	0	0	21.1	19	9	9	2	3	10	19	2	.244
Mortensen,C	1-1	6.04	18	0	0	0	0	22.1	23	15	15	2	3	15	12	0	.264
Peavy,J	4-1	4.04	10	10	1	0	0	64.2	56	29	29	6	1	19	45	0	.230
TOTAL	8-3	4.25	16	16	2	0	0	101.2	92	48	48	14	1	25	75	0	.241
Tazawa,J	3-2	2.78	55	0	0	0	0	55.0	54	18	17	6	1	9	59	3	.256
Thornton,M	0-0	3.48	13	0	0	0	0	10.1	13	4	4	0	0	3	7	0	.310
TOTAL	0-3	5.04	35	0	0	0	0	25.0	30	16	14	2	1	13	17	1	.309
Uehara,K	3-1	0.86	52	0	0	0	16	52.1	20	6	5	3	0	4	74	0	.114
Villarreal,B	0-0	---	1	0	0	0	0	0.0	0	0	0	0	0	1	0	0	.000
TOTAL	0-1	---	4	0	0	0	0	1.1	2	1	1	1	0	3	2	0	.400
Webster,A	0-2	11.39	6	5	0	0	0	21.1	32	28	27	7	1	11	17	1	.356
Wilson,A	1-1	5.87	20	0	0	0	0	23.0	30	16	15	0	1	11	20	1	.313
Workman,B	5-2	5.13	17	2	0	0	0	33.1	39	19	19	4	0	13	40	0	.293
Wright,S	1-0	9.39	3	1	0	0	0	7.2	9	8	8	0	1	7	7	1	.300
TOTALS	69-50	3.97	119	119	5	4	23	1069.0	1015	501	472	122	35	395	948	30	.250

2013 STATISTICAL SUMMARY, CONTINUED

2013 TEAM BATTING AND PITCHING ON GRASS

BATTING

PLAYER	AVG	G	AB	R	H	2B	3B	HR	RBI	SH	SF	HP	BB	SO	SB	CS
Berry, Q	.625	11	8	5	5	0	0	1	4	0	0	0	1	2	3	0
Bogaerts, X	.268	17	41	7	11	2	0	1	5	0	1	0	5	11	1	0
Bradley Jr., J	.208	32	77	18	16	4	0	3	10	0	0	2	8	24	1	0
Carp, M	.283	77	198	30	56	18	2	6	34	0	3	2	20	62	1	0
Ciriaco, P	.200	24	45	3	9	1	1	1	3	0	1	0	5	11	1	1
Diaz, J	.000	5	4	2	0	0	0	0	0	0	0	0	0	0	0	0
Drew, S	.260	109	384	53	100	26	8	11	59	0	3	1	48	101	6	0
Ellsbury, J	.303	119	511	81	155	29	8	8	47	1	2	4	36	79	41	3
Gomes, J	.257	101	272	43	70	16	0	12	49	0	5	6	36	80	1	0
Holt, B	.203	24	59	9	12	2	0	0	11	3	3	0	7	4	1	0
Iglesias, J	.325	59	206	24	67	9	2	1	19	0	2	5	11	27	3	1
Lavarnway, R	.300	22	70	8	21	7	0	1	14	0	1	2	2	16	0	0
McDonald, J	.250	6	8	1	2	0	0	0	0	0	0	0	1	3	0	0
Middlebrooks, W	.223	77	282	32	63	12	0	12	39	1	3	0	16	81	3	1
Napoli, M	.270	123	433	68	117	32	2	18	74	0	1	5	68	157	0	1
Nava, D	.301	119	405	69	122	25	0	9	57	3	7	15	46	86	0	2
Ortiz, D	.317	123	467	75	148	35	2	26	92	0	5	1	63	81	4	0
Pedroia, D	.298	142	563	79	168	38	2	9	77	0	6	2	65	61	13	5
Ross, D	.244	31	86	10	21	4	0	4	10	2	0	1	7	37	1	0
Saltalamacchia, J	.281	110	384	64	108	36	0	13	60	0	1	0	36	121	3	1
Snyder, B	.180	27	50	5	9	3	0	2	7	0	0	2	0	16	0	0
Victorino, S	.310	108	422	75	131	23	2	15	59	8	2	17	20	64	18	2
TOTALS	.282	144	5001	763	1412	323	29	153	730	21	46	65	501	1135	101	17

PITCHING

PLAYER	W-L	ERA	G	GS	CG	SHO	SV	IP	H	R	ER	HR	HB	BB	SO	WP	AVG.
Aceves, A	3-1	5.27	9	5	0	0	0	27.1	35	17	16	6	0	16	16	0	.313
Bailey, A	3-1	3.51	27	0	0	0	7	25.2	19	10	10	6	0	8	36	0	.209
Bard, D	0-0	9.00	2	0	0	0	0	1.0	1	1	1	0	0	2	1	0	.250
Beato, P	1-1	3.60	10	0	0	0	0	10.0	12	5	4	1	1	2	5	0	.279
Breslow, C	5-2	2.05	54	0	0	0	0	52.2	47	16	12	3	2	16	26	2	.242
Britton, D	1-1	4.12	17	0	0	0	0	19.2	21	9	9	1	0	6	17	0	.292
Buchholz, C	10-1	1.96	14	14	1	1	0	96.1	70	23	21	4	1	32	82	1	.207
De La Rosa, R	0-1	5.06	9	0	0	0	0	10.2	13	6	6	2	3	2	6	1	.302
De La Torre, J	0-0	9.00	5	0	0	0	0	7.0	8	7	7	1	1	7	10	0	.296
Dempster, R	7-9	4.93	29	26	0	0	0	153.1	158	94	84	25	5	69	142	9	.262
Doubront, F	11-6	4.31	27	25	0	0	0	152.1	149	79	73	11	5	65	126	7	.259
Hanrahan, J	0-1	14.54	6	0	0	0	2	4.1	7	7	7	4	0	5	4	1	.350
Lackey, J	10-11	3.24	26	26	2	0	0	175.0	155	69	63	23	5	37	148	4	.235
Lester, J	13-7	3.60	28	28	1	1	0	182.1	176	76	73	15	3	56	155	4	.250
Miller, A	1-2	2.57	33	0	0	0	0	28.0	21	11	8	2	2	16	45	1	.202
Morales, F	1-2	5.24	18	1	0	0	0	22.1	23	13	13	2	3	14	19	3	.271
Mortensen, C	1-2	6.38	19	0	0	0	0	24.0	28	18	17	3	3	12	15	1	.283
Peavy, J	4-0	4.10	8	8	1	0	0	52.2	47	24	24	5	1	14	37	0	.235
Tazawa, J	3-3	2.97	61	0	0	0	0	57.2	59	20	19	6	1	8	61	2	.267
Thornton, M	0-1	3.60	19	0	0	0	0	15.0	22	6	6	0	0	5	9	1	.355
Uehara, K	2-1	1.24	65	0	0	0	20	65.1	31	10	9	5	1	8	89	1	.138
Villarreal, B	0-0	---	1	0	0	0	0	0.0	0	0	0	0	0	1	0	0	
Webster, A	1-2	8.60	8	7	0	0	0	30.1	37	30	29	7	2	18	23	1	.308
Wilson, A	1-1	4.73	24	0	0	0	0	26.2	32	15	14	0	1	13	20	1	.302
Workman, B	6-2	4.91	18	3	0	0	0	36.2	40	20	20	4	0	12	39	1	.280
Wright, S	2-0	5.40	4	1	0	0	0	13.1	12	8	8	0	1	9	10	2	.245
TOTALS	86-58	3.86	144	144	5	6	29	1289.2	1223	594	553	136	41	453	1141	43	.250

2013 STATISTICAL SUMMARY, CONTINUED

2013 TEAM BATTING AND PITCHING ON ARTIFICIAL TURF

BATTING

PLAYER	AVG	G	AB	R	H	2B	3B	HR	RBI	SH	SF	HP	BB	SO	SB	CS
Berry, Q		2	0	0	0	0	0	0	0	0	0	0	0	0	0	0
Bogaerts, X	.000	1	3	0	0	0	0	0	0	0	0	0	0	2	0	0
Bradley Jr., J	.111	5	18	0	2	1	0	0	0	0	0	0	2	7	1	0
Carp, M	.444	9	18	4	8	0	0	3	9	0	0	0	2	5	0	0
Ciriaco, P	.333	4	6	1	2	1	0	0	1	0	0	0	1	1	1	0
Drew, S	.207	15	58	4	12	3	0	2	8	0	1	0	6	23	0	0
Ellsbury, J	.258	15	66	11	17	2	0	1	6	0	0	1	11	13	11	1
Gomes, J	.175	15	40	6	7	1	0	1	3	0	0	0	7	9	0	0
Holt, B		2	0	0	0	0	0	0	0	0	0	0	0	0	0	0
Iglesias, J	.444	4	9	3	4	1	0	0	0	0	0	1	0	3	0	0
Lavarney, R	.286	3	7	0	2	0	0	0	0	0	0	0	0	1	0	0
Middlebrooks, W	.242	17	66	9	16	6	0	5	10	0	0	2	4	17	0	0
Napoli, M	.185	16	65	11	12	6	0	5	18	0	0	1	5	30	1	0
Nava, D	.321	15	53	8	17	4	0	3	9	1	1	0	5	7	0	0
Ortiz, D	.235	14	51	9	12	3	0	4	11	0	0	0	13	7	0	0
Pedroia, D	.321	18	78	12	25	4	0	0	7	0	1	1	8	14	4	0
Ross, D	.063	5	16	1	1	1	0	0	0	0	0	0	4	5	0	0
Saltalamacchia, J	.195	11	41	4	8	4	0	1	5	0	1	0	7	18	1	0
Victorino, S	.164	14	55	7	9	3	0	0	2	2	0	1	5	11	3	1
TOTALS	.237	18	650	90	154	40	0	25	89	3	4	7	80	173	22	2

PITCHING

PLAYER	W-L	ERA	G	GS	CG	SHO	SV	IP	H	R	ER	HR	HB	BB	SO	WP	AVG.
Aceves, A	1-0	3.72	2	1	0	0	0	9.2	7	4	4	2	0	6	8	0	.206
Bailey, A	0-0	6.00	3	0	0	0	1	3.0	4	2	2	1	0	4	3	0	.333
Breslow, C	0-0	0.00	7	0	0	0	0	7.0	2	0	0	0	0	2	7	0	.095
Britton, D	0-0	0.00	1	0	0	0	0	1.1	0	0	0	0	0	1	0	0	.000
Buchholz, C	2-0	0.00	2	2	0	0	0	12.0	5	0	0	0	0	4	14	0	.132
De La Rosa, R	0-1	13.50	2	0	0	0	0	0.2	2	1	1	0	0	0	0	0	.400
De La Torre, J	0-0	2.08	2	0	0	0	0	4.1	2	1	1	1	0	3	5	0	.143
Dempster, R	1-0	1.50	3	3	0	0	0	18.0	12	3	3	1	1	10	15	0	.197
Doubront, F	0-0	4.50	2	2	0	0	0	10.0	12	5	5	2	0	6	13	1	.300
Hanrahan, J	0-0	3.00	3	0	0	0	2	3.0	3	1	1	0	0	1	1	0	.300
Lackey, J	0-2	6.91	3	3	0	0	0	14.1	24	11	11	3	1	3	13	0	.358
Lester, J	2-1	4.65	5	5	0	0	0	31.0	33	18	16	4	4	11	22	1	.266
Miller, A	0-0	3.38	4	0	0	0	0	2.2	4	1	1	1	0	1	3	1	.364
Morales, F	1-0	0.00	2	0	0	0	0	3.0	1	0	0	0	0	1	2	0	.111
Mortensen, C	0-0	1.42	5	0	0	0	0	6.1	4	1	1	0	0	4	6	0	.190
Peavy, J	0-1	3.75	2	2	0	0	0	12.0	9	5	5	1	0	5	8	0	.205
Tazawa, J	2-1	4.22	10	0	0	0	0	10.2	11	5	5	3	0	4	11	1	.256
Thornton, M	0-0	0.00	1	0	0	0	0	0.1	0	0	0	0	0	0	0	0	.000
Uehara, K	2-0	0.00	8	0	0	0	1	9.0	2	0	0	0	0	1	12	0	.069
Wilson, A	0-0	9.00	2	0	0	0	0	1.0	2	1	1	0	0	1	2	0	.400
Workman, B	0-1	5.40	2	0	0	0	0	5.0	4	3	3	1	0	3	8	0	.211
TOTALS	11-7	3.29	18	18	0	2	4	164.1	143	62	60	20	6	71	153	4	.234

2013 STATISTICAL SUMMARY, CONTINUED

2013 TEAM BATTING WITH RUNNERS IN SCORING POSITION

PLAYER	OUTS	AVG	AB	H	2B	3B	HR	BB	SO	SH	SF	GIDP
Berry, Q	<2 =2	.500 1.000	2 1	1 1	0 0	0 0	0 0	0 0	1 0	0 0	0 0	0 0
Bogaerts, X	<2 =2	.667 .000	3 4	2 0	0 0	0 0	0 0	0 1	1 0	0 0	0 1	0 0
Bradley Jr., J	<2 =2	.143 .125	7 8	1 1	0 0	0 0	0 1	4 2	3 0	0 0	1 0	0 0
Carp, M	<2 =2	.111 .387	18 31	2 12	0 2	0 0	1 3	2 4	7 6	0 0	0 3	0 3
Ciriaco, P	<2 =2	.269 .333	26 57	7 19	3 3	0 0	0 3	5 5	15 0	0 0	3 1	0 3
Diaz, J	<2 =2	.250 .125	8 8	2 1	0 0	0 0	0 0	0 0	2 3	0 0	0 0	0 0
Drew, S	<2 =2	.188 .000	16 2	3 0	0 0	0 0	0 0	0 0	5 0	0 0	1 0	0 0
Ellsbury, J	<2 =2	.000 .156	2 64	0 10	0 3	0 0	0 2	0 7	0 20	0 0	0 4	0 4
Gomes, J	<2 =2	.311 .232	61 125	19 29	5 8	3 3	3 5	11 14	0 31	0 0	0 4	0 4
Holt, B	<2 =2	.404 .207	57 58	23 12	3 3	0 1	0 0	6 6	1 9	2 0	2 3	3 0
Iglesias, J	<2 =2	.304 .378	115 45	35 17	6 0	1 0	0 3	12 8	15 7	0 0	0 5	0 1
Lavarney, R	<2 =2	.306 .446	36 81	11 28	4 4	0 0	0 4	8 15	7 15	0 0	0 5	0 1
McDonald, J	<2 =2	.250 .333	12 12	3 4	1 0	0 0	0 1	2 3	0 1	1 0	3 0	0 0
Middlebrooks, W	<2 =2	.292 .357	24 36	7 12	1 2	0 0	0 0	3 2	1 5	1 0	3 2	0 0
Napoli, M	<2 =2	.357 .344	28 64	10 22	1 3	0 0	0 0	0 2	4 9	0 0	2 2	0 0
Nava, D	<2 =2	.333 .337	12 14	4 5	2 1	0 0	0 1	0 0	3 4	0 0	1 0	0 0
Ortiz, D	<2 =2	.357 .346	14 26	5 9	1 3	0 0	0 1	0 7	4 0	0 0	1 0	0 0
Pedroia, D	<2 =2	.000 .000	1 0	0 0	0 0	0 0	0 0	0 0	1 1	0 0	0 0	0 0
Ross, D	<2 =2	.218 .119	55 42	12 5	1 2	0 0	5 1	4 5	15 11	1 0	3 0	6 0
Saltalamacchia, J	<2 =2	.175 .284	97 95	17 27	3 10	0 0	6 5	9 14	26 33	1 0	3 6	6 6
Snyder, B	<2 =2	.222 .257	72 167	16 43	4 14	0 0	4 9	16 30	26 59	0 0	0 1	6 6
Victorino, S	<2 =2	.351 .250	74 60	26 15	1 1	0 0	3 3	8 10	13 15	3 0	8 0	3 0
TOTALS	<2 =2	.306 .278	134 852	41 257	2 43	0 84	6 50	18 197	28 366	3 13	8 50	3 51

2013 STATISTICAL SUMMARY, CONTINUED

2013 TEAM BATTING WITH THE BASES LOADED

PLAYER	OUTS	AVG	AB	H	2B	3B	HR	BB	SO	SH	SF	GIDP
Berry, Q	<2	.000	0	0	0	0	0	0	0	0	0	0
	=2	.000	0	0	0	0	0	0	0	0	0	0
		.000	0	0	0	0	0	0	0	0	0	0
Bogaerts, X	<2	.000	1	0	0	0	0	0	0	0	0	0
	=2	.000	1	0	0	0	0	0	0	0	0	0
		.000	1	0	0	0	0	0	0	0	0	0
Bradley Jr., J	<2	.000	0	0	0	0	0	0	0	0	0	0
	=2	.000	1	0	0	0	0	0	0	0	0	0
		.000	1	0	0	0	0	0	0	0	0	0
Carp, M	<2	.333	3	1	0	0	1	2	2	0	2	0
	=2	.000	4	0	0	0	0	0	1	0	0	0
		.143	7	1	0	0	1	2	3	0	2	0
Ciriaco, P	<2	.000	0	0	0	0	0	0	0	0	1	0
	=2	.000	0	0	0	0	0	0	0	0	0	0
		.000	0	0	0	0	0	0	0	0	1	0
Diaz, J	<2	.000	0	0	0	0	0	0	0	0	0	0
	=2	.000	0	0	0	0	0	0	0	0	0	0
		.000	0	0	0	0	0	0	0	0	0	0
Drew, S	<2	.000	8	0	0	0	0	0	4	0	2	1
	=2	.231	13	3	0	0	1	1	3	0	0	0
		.143	21	3	0	0	1	1	7	0	2	1
Ellsbury, J	<2	.571	7	4	1	0	0	0	1	0	1	0
	=2	.400	5	2	1	0	0	0	0	0	0	0
		.500	12	6	2	0	0	0	1	0	1	0
Gomes, J	<2	.500	4	2	0	0	0	0	0	0	3	1
	=2	.500	4	2	1	0	1	0	1	0	0	0
		.500	8	4	1	0	1	0	1	0	3	1
Holt, B	<2	.000	1	0	0	0	0	0	0	0	0	0
	=2	.000	1	0	0	0	0	0	1	0	0	0
		.000	2	0	0	0	0	0	1	0	0	0
Iglesias, J	<2	.500	2	1	0	0	0	0	1	0	0	0
	=2	.000	2	0	0	0	0	0	0	0	0	0
		.250	4	1	0	0	0	0	1	0	0	0
Lavarnway, R	<2	.000	1	0	0	0	0	0	0	0	1	0
	=2	.000	1	0	0	0	0	0	1	0	0	0
		.000	2	0	0	0	0	0	1	0	1	0
Middlebrooks, W	<2	.143	7	1	0	0	1	0	2	0	2	1
	=2	.500	4	2	1	0	1	0	1	0	0	0
		.273	11	3	1	0	2	0	3	0	2	1
Napoli, M	<2	.412	17	7	2	0	2	0	3	0	0	2
	=2	.571	7	4	2	0	1	1	1	0	0	0
		.458	24	11	4	0	3	1	4	0	0	2
Nava, D	<2	.500	6	3	0	0	0	0	1	0	1	1
	=2	.182	11	2	0	0	0	2	3	0	0	0
		.294	17	5	0	0	0	2	4	0	1	1
Ortiz, D	<2	.333	6	2	1	0	0	0	3	0	0	1
	=2	.600	5	3	2	0	0	0	1	0	0	0
		.455	11	5	3	0	0	0	4	0	0	1
Pedroia, D	<2	.200	5	1	0	0	0	0	1	0	0	1
	=2	.167	6	1	1	0	0	1	0	0	0	0
		.182	11	2	1	0	0	1	1	0	0	1
Ross, D	<2	.000	1	0	0	0	0	1	0	0	0	1
	=2	.000	2	0	0	0	0	0	1	0	0	0
		.000	3	0	0	0	0	1	1	0	0	1
Saltalamacchia, J	<2	.375	8	3	0	0	1	1	2	0	1	1
	=2	.125	8	1	0	0	0	0	2	0	0	0
		.250	16	4	0	0	1	1	4	0	1	1
Snyder, B	<2	.500	2	1	1	0	0	0	1	0	0	0
	=2	.000	1	0	0	0	0	0	0	0	0	0
		.333	3	1	1	0	0	0	1	0	0	0
Victorino, S	<2	.500	6	3	0	0	0	0	0	0	0	0
	=2	.200	5	1	0	0	0	0	1	0	0	0
		.364	11	4	0	0	0	0	1	0	0	0
TOTALS	<2	.345	84	29	5	0	5	4	21	0	14	10
	=2	.256	82	21	8	0	4	5	17	0	0	0
		.301	166	50	13	0	9	9	38	0	14	10

2013 STATISTICAL SUMMARY, CONTINUED

2013 DAY-BY-DAY								
GM#	DATE	D/N	OPPONENT	SCORE	REC.	POS.	GA/GB	WINNING PITCHER
1	4/1	D	at NY Yankees	W8-2	1-0	1st	+0.5	Lester (1-0)
	4/2		Off Day		1-0	T-1st	+1.0	
2	4/3	N	at NY Yankees	W7-4	2-0	1st	+1.0	Buchholz (1-0)
3	4/4	N	at NY Yankees	L2-4	2-1	T-1st	+1.0	Pettitte (1-0)
4	4/5	N	at Toronto	W6-4	3-1	T-1st	+1.0	Tazawa (1-0)
5	4/6	D	at Toronto	L0-5	3-2	T-1st	+1.0	Happ (1-0)
6	4/7	D	at Toronto	W13-0	4-2	1st	+1.0	Lester (2-0)
7	4/8	D	BALTIMORE	W3-1	5-2	1st	+2.0	BUCHHOLZ (2-0)
	4/9		OFF DAY		5-2	1st	+1.5	
8	4/10	N	BALTIMORE	L5-8	5-3	1st	+1.0	O'Day (1-0)
9	4/11	N	BALTIMORE	L2-3	5-4	T-1st	+0.5	Matusz (1-0)
	4/12	N	TAMPA BAY		5-4	T-1st	+0.5	PPD (Rain)
10	4/13	D	TAMPA BAY	W2-1(10)	6-4	1st	+0.5	TAZAWA (2-0)
11	4/14	D	TAMPA BAY	W5-0	7-4	1st	+1.0	BUCHHOLZ (3-0)
12	4/15	D	TAMPA BAY	W3-2	8-4	1st	+1.5	BAILEY (1-0)
13	4/16	N	at Cleveland	W7-2	9-4	1st	+1.5	DOUBRONT (1-0)
14	4/17	N	at Cleveland	W6-3	10-4	1st	+1.5	ACEVES (1-0)
15	4/18	N	at Cleveland	W6-3	11-4	1st	+2.5	LESTER (3-0)
	4/19	N	KANSAS CITY		11-4	1st	+2.0	PPD
16	4/20	D	KANSAS CITY	W4-3	12-4	1st	+2.0	BUCHHOLZ (4-0)
17	4/21	D	KANSAS CITY	L2-4	12-5			Santana (2-1)
18	4/21	N	KANSAS CITY	L4-5(10)	12-6	1st	+1.5	Herrera (2-2)
19	4/22	N	OAKLAND	W9-6	13-6	1st	+2.0	DOUBRONT (2-0)
20	4/23	N	OAKLAND	L0-13	13-7	1st	+1.0	Colon (3-0)
21	4/24	D	OAKLAND	W6-5	14-7	1st	+2.0	LESTER (4-0)
22	4/25	N	HOUSTON	W7-2	15-7	1st	+2.0	BUCHHOLZ (5-0)
23	4/26	N	HOUSTON	W7-3	16-7	1st	+2.0	DEMPSTER (1-2)
24	4/27	N	HOUSTON	W8-4	17-7	1st	+2.0	DOUBRONT (3-0)
25	4/28	D	HOUSTON	W6-1	18-7	1st	+2.5	LACKEY (1-1)
	4/29		OFF DAY		18-7	1st	+3.0	
26	4/30	N	at Toronto	L7-9	18-8	1st	+2.0	Delabar (2-1)
27	5/1	N	at Toronto	W10-1	19-8	1st	+2.0	BUCHHOLZ (6-0)
28	5/2	N	at Toronto	W3-1	20-8	1st	+2.5	DEMPSTER (2-2)
29	5/3	N	at Texas	L0-7	20-9	1st	+2.5	Holland (2-2)
30	5/4	N	at Texas	L1-5	20-10	1st	+1.5	Ogando (3-2)
31	5/5	D	at Texas	L3-4	20-11	1st	+1.5	Nathan (1-0)
32	5/6	N	MINNESOTA	W6-5(11)	21-11	1st	+2.0	MORTENSEN (1-2)
33	5/7	N	MINNESOTA	L1-6	21-12	1st	+1.0	Diamond (3-2)
34	5/8	N	MINNESOTA	L8-15	21-13	T-1st	+1.0	Pressly (1-0)
35	5/9	N	MINNESOTA	L3-5	21-14	T-2nd	---	Correia (4-2)
36	5/10	N	TORONTO	W5-0	22-14	T-2nd	---	LESTER (5-0)
37	5/11	D	TORONTO	L2-3	22-15	T-2nd	-1.0	Oliver (2-1)
38	5/12	D	TORONTO	L4-12	22-16	3rd	-2.0	Jenkins (1-0)
	5/13		OFF DAY		22-16	3rd	-2.0	
39	5/14	N	at Tampa Bay	L3-5	22-17	3rd	-3.0	Moore (7-0)
40	5/15	N	at Tampa Bay	W9-2	23-17	T-2nd	-2.0	LESTER (6-0)
41	5/16	N	at Tampa Bay	W4-3	24-17	2nd	-1.0	TAZAWA (3-2)
42	5/17	N	at Minnesota	W3-2 (10)	25-17	2nd	-1.0	WILSON (1-0)
43	5/18	N	at Minnesota	W12-5	26-17	2nd	-1.0	BRESLOW (1-0)
44	5/19	D	at Minnesota	W5-1	27-17	2nd	-0.5	LACKEY (2-4)
45	5/20	N	at Chi White Sox	L4-6	27-18	2nd	-1.5	Axelrod (2-3)
46	5/21	N	at Chi White Sox	L1-3	27-19	2nd	-1.5	Quintana (3-1)
47	5/22	N	at Chi White Sox	W6-2	28-19	2nd	-0.5	BUCHHOLZ (7-0)
48	5/23	N	CLEVELAND	L3-12	28-20	2nd	-1.0	McAllister (4-3)
49	5/24	N	CLEVELAND	W8-1	29-20	2nd	-1.0	LACKEY (3-4)
50	5/25	D	CLEVELAND	W7-4	30-20	2nd	-1.0	TAZAWA (4-2)
51	5/26	D	CLEVELAND	W6-5	31-20	2nd	---	BRESLOW (2-0)
52	5/27	N	PHILADELPHIA	W9-3	32-20	1st	+1.0	ACEVES (2-1)
53	5/28	N	PHILADELPHIA	L1-3	32-21	1st	+1.0	Lee (6-2)
54	5/29	N	at Philadelphia	L3-4	32-22	1st	+1.0	Kendrick (5-3)
55	5/30	N	at Philadelphia	W9-2	33-22	1st	+2.0	MORALES (1-0)
56	5/31	N	at NY Yankees	L1-4	33-23	1st	+1.0	Sabathia (5-4)
57	6/1	N	at NY Yankees	W11-1	34-23	1st	+2.0	DOUBRONT (4-2)
58	6/2	N	at NY Yankees	W3-0	35-23	1st	+2.5	BUCHHOLZ (8-0)
	6/3		Off Day		35-23	1st	+2.5	
59	6/4	N	TEXAS	W17-5	36-23	1st	+2.5	DEMPSTER (3-6)
60	6/5	N	TEXAS	L2-3	36-24	1st	+1.5	Cotts (1-0)
61	6/6	N	TEXAS	W6-3	37-24	1st	+1.5	BAILEY (2-0)
	6/7	N	LA ANGELS		37-24	1st	+2.0	PPD (Rain)
62	6/8	D	LA ANGELS	L5-9	37-25	1st	+1.5	Hanson (3-2)
63	6/8	N	LA ANGELS	W7-2	38-25			BUCHHOLZ (9-0)
64	6/9	D	LA ANGELS	W10-5	39-25	1st	+1.5	DEMPSTER (4-6)
65	6/10	N	at Tampa Bay	W10-8 (14)	40-25	1st	+2.0	MORALES (2-0)
66	6/11	N	at Tampa Bay	L3-8	40-26	1st	+2.0	Hernandez (4-6)
67	6/12	N	at Tampa Bay	W2-1	41-26	1st	+3.0	ACEVES (3-1)
68	6/13	N	at Baltimore	L4-5 (13)	41-27	1st	+2.5	McFarland (1-0)

2013 STATISTICAL SUMMARY, CONTINUED

		2013 DAY-BY-DAY		ATT. TOTAL	ROAD NO.	ATT. TOTAL
LOSING PITCHER	SAVE	DAILY ATT.	HOME NO.			
Sabathia (0-1)		49,514*			1	49,514
Kuroda (0-1)	Hanrahan (1)	40,216			2	89,730
Dempster (0-1)	Rivera (1)	40,611			3	130,341
Rogers (0-1)	Hanrahan (2)	45,328			4	175,669
Lackey (0-1)		45,797			5	221,466
Dickey (0-2)		41,168			6	262,634
Chen (0-1)	HANRAHAN (3)	37,008*	1	37,008		
HANRAHAN (0-1)	Johnson (3)	30,862	2	67,870		
MORTENSEN (0-1)	Johnson (4)	27,704	3	95,574		
Gomes (0-1)		33,039	4	128,613		
Cobb (1-1)		35,198	5	163,811		
Peralta (0-1)		37,449*	6	201,260		
Jimenez (0-1)		9,143			7	271,777
Masterson (3-1)	Bailey (1)	10,282			8	282,059
McAllister (1-2)	BAILEY (2)	12,936			9	294,995
Herrera (1-2)	BAILEY (3)	35,152	7	236,412		
DEMPSTER (0-2)	Holland (4)	31,483	8	267,895		
MILLER (0-1)	Holland (5)	33,270	9	301,165		
Griffin (2-1)	BAILEY (4)	28,926	10	330,091		
ACEVES (1-1)		29,006	11	359,097		
Anderson (1-4)	BAILEY (5)	29,274	12	388,371		
Humber (0-5)		30,093	13	418,464		
Bedard (0-2)		29,312	14	447,776		
Peacock (1-3)		34,726	15	482,502		
Norris (3-3)		36,527*	16	519,029		
TAZAWA (2-1)	Janssen (7)	22,915			10	317,910
Buehrle (1-2)		21,094			11	339,004
Happ (2-2)	HANRAHAN (4)	25,851			12	364,855
DOUBRONT (3-1)		42,441			13	407,296
LACKEY (1-2)		47,173			14	454,469
MORTENSEN (0-2)		46,228			15	500,697
Burton (0-1)		31,088	17	550,117		
DEMPSTER (2-3)		30,549	18	580,666		
WEBSTER (0-1)		29,969	19	610,635		
LACKEY (1-3)	Perkins (8)	31,571	20	642,206		
Ortiz (0-5)		33,606	21	675,812		
TAZAWA (2-2)	Janssen (10)	36,543*	22	712,355		
DEMPSTER (2-4)		35,532	23	747,887		
LACKEY (1-4)	Rodney (7)	15,227			16	515,924
Price (1-4)		15,767			17	531,691
Rodney (1-2)		16,055			18	547,746
Roenicke (1-1)	UEHARA (1)	30,210			19	577,956
Diamond (3-4)		36,967			20	614,923
Hernandez (2-1)		33,042			21	647,965
LESTER (6-1)	Reed (15)	21,816			22	669,781
DOUBRONT (3-2)	Reed (16)	21,984			23	691,765
Santiago (1-3)		21,298			24	713,063
DEMPSTER (2-5)		35,254	24	783,141		
Masterson (7-3)		34,074	25	817,215		
Pestano (1-1)	BAILEY (6)	36,504*	26	853,719		
Perez (2-1)		37,046*	27	890,765		
Cloyd (1-1)		33,627	28	924,392		
DEMPSTER (2-6)	Papelbon (10)	33,463	29	957,855		
LACKEY (3-5)	Papelbon (11)	38,831			25	751,894
Pettibone (3-1)		40,083			26	791,977
LESTER (6-2)	Rivera (19)	45,141			27	837,118
Hughes (2-4)		48,784*			28	885,902
Kuroda (6-4)		43,613			29	929,515
Grimm (5-4)		32,035	30	989,890		
BRESLOW (2-1)		33,296	31	1,023,186		
Kirkman (0-2)		35,352	32	1,058,538		
DOUBRONT (4-3)	Frieri (14)	34,499	33	1,093,037		
Wilson (4-5)		36,518	34	1,129,555		
Blanton (1-10)		37,054*	35	1,166,609		
Ramos (1-2)		15,477			30	944,992
LESTER (6-3)		16,870			31	961,862
Archer (1-2)	BAILEY (7)	15,091			32	976,953
WILSON (1-1)		20,098			33	997,051

2013 STATISTICAL SUMMARY, CONTINUED

2013 DAY-BY-DAY, CONTINUED

GM#	DATE	D/N	OPPONENT	SCORE	REC.	POS.	GA/GB	WINNING PITCHER
69	6/14	N	at Baltimore	L0-2	41-28	1st	+1.5	Tillman (7-2)
70	6/15	D	at Baltimore	W5-4	42-28	1st	+2.5	LACKEY (4-5)
71	6/16	D	at Baltimore	L3-6	42-29	1st	+1.5	Gonzalez (5-2)
	6/17		Off Day		42-29	1st	+2.0	
72	6/18	D	TAMPA BAY	W5-1	43-29			ACEVES (4-1)
73	6/18	N	TAMPA BAY	W3-1	44-29	1st	+2.5	BAILEY (3-0)
74	6/19	N	TAMPA BAY	L2-6	44-30	1st	+1.5	Hellickson (5-3)
75	6/20	N	at Detroit	L3-4	44-31	1st	+1.0	Smyly (3-0)
76	6/21	N	at Detroit	W10-6	45-31	1st	+2.0	LESTER (7-4)
77	6/22	N	at Detroit	L3-10	45-32	1st	+2.0	Scherzer (11-0)
78	6/23	D	at Detroit	L5-7	45-33	1st	+2.0	Benoit (2-0)
	6/24		Off Day		45-33	1st	+2.5	
79	6/25	N	COLORADO	W11-4	46-33	1st	+2.5	DEMPSTER (5-8)
80	6/26	D	COLORADO	W5-3	47-33	1st	+3.5	LACKEY (5-5)
81	6/27	N	TORONTO	W7-4	48-33	1st	+3.5	LESTER (3)
82	6/28	N	TORONTO	W7-5	49-33	1st	+3.5	MILLER (1-2)
83	6/29	D	TORONTO	L2-6	49-34	1st	+2.5	Delabar (5-1)
84	6/30	D	TORONTO	W5-4	50-34	1st	+2.5	UEHARA (1-0)
	7/1		OFF DAY		50-34	1st	+2.5	
85	7/2	N	SAN DIEGO	W4-1	51-34	1st	+3.5	LACKEY (6-5)
86	7/3	N	SAN DIEGO	W2-1	52-34	1st	+3.5	UEHARA (2-0)
87	7/4	D	SAN DIEGO	W8-2	53-34	1st	+4.5	WEBSTER (1-2)
88	7/5	N	at LA Angels	W6-2	54-34	1st	+5.5	DOUBRONT (5-3)
89	7/6	N	at LA Angels	L7-9 (11)	54-35	1st	+5.0	De La Rosa (4-1)
90	7/7	D	at LA Angels	L0-3	54-36	1st	+4.5	Weaver (3-4)
91	7/8	N	at Seattle	L4-11	54-37	1st	+3.5	Hernandez (9-4)
92	7/9	N	at Seattle	W11-8	55-37	1st	+3.5	BRESLOW (3-2)
93	7/10	N	at Seattle	W11-4	56-37	1st	+3.5	DOUBRONT (6-3)
94	7/11	D	at Seattle	W8-7 (10)	57-37	1st	+3.5	WRIGHT (1-0)
95	7/12	N	at Oakland	W4-2	58-37	1st	+4.5	LACKEY (7-6)
96	7/13	N	at Oakland	L0-3	58-38	1st	+3.5	Griffin (8-6)
97	7/14	D	at Oakland	L2-3 (11)	58-39	1st	+2.5	Thornton (0-4)
	7/15		ALL-STAR BREAK					
	7/16		ALL-STAR BREAK					
	7/17		ALL-STAR BREAK					
	7/18		OFF DAY					
98	7/19	N	NY YANKEES	W4-2	59-39	1st	+2.5	DOUBRONT (7-3)
99	7/20	D	NY YANKEES	L2-5	59-40	1st	+1.5	Kuroda (9-6)
100	7/21	N	NY YANKEES	W8-7 (11)	60-40	1st	+1.5	BEATO (1-0)
101	7/22	N	TAMPA BAY	L0-3	60-41	1st	+0.5	Moore (14-3)
102	7/23	N	TAMPA BAY	W6-2	61-41	1st	+1.5	LESTER (9-6)
103	7/24	N	TAMPA BAY	L1-5	61-42	1st	+0.5	Price (5-5)
	7/25	N	TAMPA BAY		61-42	1st	+0.5	PPD (rain)
104	7/26	N	at Baltimore	L0-6	61-43	2nd	-0.5	Tillman (13-3)
105	7/27	N	at Baltimore	W7-3	62-43	2nd	-0.5	DEMPSTER (6-8)
106	7/28	D	at Baltimore	W5-0	63-43	1st	+0.5	LESTER (10-6)
107	7/29	N	TAMPA BAY	L1-2	63-44	2nd	-0.5	Price (6-5)
108	7/30	N	SEATTLE	W8-2	64-44	2nd	-0.5	WORKMAN (1-1)
109	7/31	N	SEATTLE	W5-4(15)	65-44	1st	+0.5	BRITTON (1-0)
110	8/1	N	SEATTLE	W8-7	66-44	1st	+1.0	WRIGHT (2-0)
111	8/2	N	ARIZONA	L6-7	66-45	1st	+1.0	Delgado (4-3)
112	8/3	N	ARIZONA	W5-2	67-45	1st	+1.0	PEAVY (9-4)
113	8/4	D	ARIZONA	W4-0	68-45	1st	+1.0	DOUBRONT (8-5)
114	8/5	N	at Houston	L0-2	68-46	1st	+0.5	Oberholtzer (2-0)
115	8/6	N	at Houston	W15-10	69-46	1st	+1.5	WORKMAN (2-1)
116	8/7	N	at Houston	W5-7	70-46	1st	+2.5	TAZAWA (5-3)
117	8/8	N	at Kansas City	L1-5	70-47	1st	+2.0	Chen (5-0)
118	8/9	N	at Kansas City	L6-9	70-48	1st	+2.0	Bueno (1-0)
119	8/10	N	at Kansas City	W5-3	71-48	1st	+3.0	WORKMAN (3-1)
120	8/11	D	at Kansas City	L3-4	71-49	1st	+3.0	Shields (7-8)
	8/12		Off Day		71-49	1st	+3.0	
121	8/13	N	at Toronto	W4-2(11)	72-49	1st	+4.0	UEHARA (3-0)
122	8/14	N	at Toronto	L3-4(10)	72-50	1st	+3.0	Lincoln (1-1)
123	8/15	N	at Toronto	L1-2	72-51	1st	+2.0	Buehrle (9-7)
124	8/16	N	NY YANKEES	L3-10	72-52	1st	+1.0	Pettitte (8-9)
125	8/17	D	NY YANKEES	W6-1	73-52	1st	+2.0	LACKEY (8-10)
126	8/18	N	NY YANKEES	L6-9	73-53	1st	+1.0	Sabathia (11-10)
127	8/19	N	at San Francisco	W7-0	74-53	1st	+1.0	LESTER (11-7)
128	8/20	N	at San Francisco	L2-3	74-54	2nd	---	Romo (4-6)
129	8/21	N	at San Francisco	W12-1	75-54	1st	+1.0	DOUBRONT (9-6)
	8/22		Off Day		75-54	1st	+1.0	
130	8/23	N	at LA Dodgers	L0-2	75-55	2nd	---	Nolasco (10-9)
131	8/24	D	at LA Dodgers	W4-2	76-55	2nd	---	LESTER (12-7)
132	8/25	N	at LA Dodgers	W8-1	77-55	1st	+1.0	PEAVY (10-2)
	8/26		Off Day		77-55	1st	+1.5	

2013 STATISTICAL SUMMARY, CONTINUED

2013 DAY-BY-DAY, CONTINUED

LOSING PITCHER	SAVE	DAILY ATT.	HOME NO.	ATT. TOTAL	ROAD NO.	ATT. TOTAL
DEMPSTER (4-7)	Johnson (24)	39,158			34	1,036,209
Garcia (3-4)	BAILEY (8)	42,422			35	1,078,631
LESTER (6-4)	Johnson (25)	41,311			36	1,119,942
Archer (1-3)		33,430	36	1,200,039		
Peralta (1-3)		32,156	37	1,232,195		
DEMPSTER (4-8)		35,710	38	1,267,905		
BAILEY (3-1)		36,939			37	1,156,881
Fister (6-5)		41,126*			38	1,198,007
WEBSTER (0-2)		42,508*			39	1,240,515
MILLER (0-2)		41,507*			40	1,282,022
Nicasio (4-4)		36,286	39	1,304,191		
Oswalt (0-2)	UEHARA (2)	34,632	40	1,338,823		
Wang (1-1)	UEHARA (3)	34,750	41	1,373,573		
Wagner (1-2)	UEHARA (4)	36,383	42	1,409,956		
TAZAWA (4-3)		37,437*	43	1,447,393		
Perez (1-1)		37,425*	44	1,484,818		
Erlin (1-1)	UEHARA (5)	36,498	45	1,521,316		
Gregerson (4-4)		36,911*	46	1,558,227		
Stults (6-7)		37,607*	47	1,595,834		
Wilson (8-6)		37,092			41	1,319,114
BRESLOW (2-2)		36,112			42	1,355,226
LACKEY (6-6)	Frieri (22)	39,018			43	1,394,244
LESTER (8-5)		21,830			44	1,416,074
Beavan (0-2)	UEHARA (6)	21,072			45	1,437,146
Harang (4-8)		20,480			46	1,457,626
Wilhelmsen (0-3)	UEHARA (7)	25,367			47	1,482,993
Doolittle (3-3)	UEHARA (8)	27,084			48	1,510,077
LESTER (8-6)	Balfour (25)	36,067			49	1,546,144
Cook (2-2)		31,417			50	1,577,561
Pettitte (7-7)	UEHARA (9)	38,130*	51	1,633,964		
LACKEY (7-7)	Rivera (31)	37,601*	52	1,671,565		
Warren (1-1)		38,138*	53	1,709,703		
WORKMAN (0-1)		35,016	54	1,744,719		
Hernandez (5-11)		34,609	55	1,779,328		
DOUBRONT (7-4)		36,514	56	1,815,842		
LACKEY (7-8)		39,063			51	1,616,616
Feldman (2-2)		44,765*			52	1,661,381
Hammel (7-8)		32,891			53	1,694,272
DOUBRONT (7-5)	Rodney (26)	37,242*	57	1,853,084		
Saunders (9-10)		34,578	58	1,887,662		
Luetge (0-2)		35,059	59	1,922,721		
Perez (2-3)		35,886	60	1,958,607		
Beato (1-1)		37,652*	61	1,996,259		
Corbin (12-3)	Uehara (1)	37,941*	62	2,034,200		
McCarthy (2-5)		37,611*	63	2,071,811		
LACKEY (7-9)	Fields (1)	24,543			54	1,718,815
Lyles (4-6)		21,620			55	1,740,435
Fields (1-2)	UEHARA (11)	22,205			56	1,762,640
LESTER (10-7)		21,121			57	1,783,761
BRITTON (1-1)	Holland (31)	29,485			58	1,813,246
Guthrie (12-8)	UEHARA (12)	38,742*			59	1,851,988
LACKEY (7-10)	Holland (32)	24,935			60	1,876,923
Loup (4-5)		32,816			61	1,909,739
WORKMAN (3-2)		31,695			62	1,941,434
PEAVY (9-5)	Janssen (22)	40,477			63	1,981,911
DOUBRONT (8-6)		38,143*	64	2,109,954		
Kuroda (11-8)		37,517*	65	2,147,471		
DEMPSTER (6-9)		37,917*	66	2,185,388		
Linccum (6-13)		41,585*			64	2,023,496
MORALES (2-1)		41,551*			65	2,065,047
Zito (4-9)		41,532*			66	2,106,579
LACKEY (8-11)	Jansen (22)	50,240			67	2,156,819
Ryu (12-5)	Uehara (13)	48,165			68	2,204,984
Capuano (4-7)		44,109			69	2,249,093

2013 STATISTICAL SUMMARY, CONTINUED

2013 DAY-BY-DAY, CONTINUED

GM#	DATE	D/N	OPPONENT	SCORE	REC.	POS.	GA/GB	WINNING PITCHER
133	8/27	N	BALTIMORE	W13-2	78-55	1st	+2.5	DOUBRONT (10-6)
134	8/28	N	BALTIMORE	W4-3	79-55	1st	+2.5	BRESLOW (4-2)
135	8/29	N	BALTIMORE	L2-4	79-56	1st	+2.5	Tillman (15-4)
136	8/30	N	CHI WHITE SOX	W4-3	80-56	1st	+3.5	DEMPSTER (7-9)
137	8/31	N	CHI WHITE SOX	W7-2	81-56	1st	+4.5	PEAVY (11-5)
138	9/1	D	CHI WHITE SOX	W7-6	82-56	1st	+5.5	WORKMAN (4-2)
139	9/2	D	DETROIT	L0-3	82-57	1st	+5.5	Fister (12-7)
140	9/3	N	DETROIT	W2-1	83-57	1st	+5.5	LESTER (13-8)
141	9/4	N	DETROIT	W20-4	84-57	1st	+5.5	DEMPSTER (8-9)
142	9/5	N	at NY Yankees	W9-8(10)	85-57	1st	+6.5	BRESLOW (5-2)
143	9/6	N	at NY Yankees	W12-8	86-57	1st	+7.5	WORKMAN (5-2)
144	9/7	D	at NY Yankees	W13-9	87-57	1st	+8.5	LACKEY (9-12)
145	9/8	D	at NY Yankees	L3-4	87-58	1st	+7.5	Rivera (5-2)
	9/9		Off Day		87-58	1st	+7.5	
146	9/10	N	at Tampa Bay	W2-0	88-58	1st	+8.5	BUCHHOLZ (10-0)
147	9/11	N	at Tampa Bay	W7-3(10)	89-58	1st	+9.5	UEHARA (4-0)
148	9/12	N	at Tampa Bay	L3-4	89-59	1st	+8.5	McGee (5-3)
149	9/13	N	NY YANKEES	W8-4	90-59	1st	+8.5	WORKMAN (6-3)
150	9/14	D	NY YANKEES	W5-1	91-59	1st	+8.5	LESTER (14-8)
151	9/15	N	NY YANKEES	W9-2	92-59	1st	+9.5	BUCHHOLZ (11-0)
	9/16		OFF DAY		92-59	1st	+9.0	
152	9/17	N	BALTIMORE	L2-3	92-60	1st	+9.0	UEHARA (4-1)
153	9/18	N	BALTIMORE	L3-5(12)	92-61	1st	+8.0	McFarland (2-1)
154	9/19	N	BALTIMORE	W3-1	93-61	1st	+9.0	LACKEY (10-12)
155	9/20	N	TORONTO	W6-3	94-61	1st	+9.0	LESTER (15-8)
156	9/21	N	TORONTO	L2-4	94-62	1st	+8.0	Buehrle (12-9)
157	9/22	D	TORONTO	W5-2	95-62	1st	+8.0	DOUBRONT (11-6)
	9/23		OFF DAY		95-62	1st	+7.5	
158	9/24	N	at Colorado	L3-8	95-63	1st	+6.5	Chatwood (8-5)
159	9/25	N	at Colorado	W15-5	96-63	1st	+6.5	PEAVY (12-5)
	9/26		Off Day		96-63	1st	+6.0	
160	9/27	N	at Baltimore	W-12-3	97-63	1st	+7.0	BUCHHOLZ (12-1)
161	9/28	N	at Baltimore	L5-6	97-64	1st	+7.0	Gausman (3-5)
162	9/29	D	at Baltimore	L7-6	97-65	1st	+6.0	McFarland (4-1)

* Sellout

2013 BREAKDOWNS

RED SOX BY MONTHS

April (18-8), May (15-15), June (17-11), July (15-10), August (16-12), September (16-9)

RED SOX RECORD WHEN...

Overall	97-65	AL East Standing.....	1st, 6.0 GA	At Home	53-28
On Road	40-37	In day games	28-15	In night games	69-50
vs. AL East.....	44-32	vs. AL Central	19-15	vs. AL West	20-12
vs. National League.....	14-6	vs. RH starter	65-42	vs. LH starter	32-22
Leading after 6 innings	77-7	Tied after 6 innings.....	9-10	Trailing after 6 innings.....	11-48
Leading after 7 innings	78-5	Tied after 7 innings.....	11-9	Trailing after 7 innings.....	11-48
Leading after 8 innings	81-3	Tied after 8 innings.....	10-8	Trailing after 8 innings.....	5-53
Red Sox score 1st.....	67-19	Opponent scores 1st.....	30-46	Shutouts	8-11
Scoring less than 3 runs.....	5-33	Scoring 3 or 4 runs.....	17-21	Scoring 5 or more runs	75-11
Red Sox Hit HR.....	62-31	Red Sox hit 0 HR.....	35-34	One-run games	21-21
Two-run games	15-15	Walk-offs	11-7	Extra innings (home)	4-2
Extra innings (road).....	6-4	Extra innings (total).....	10-6	Series openers	31-22
Series finales	32-21	Series W-L-T (home).....	18-8-1	Series W-L-T (road).....	15-9-2
Series W-L-T (total).....	33-17-3	Series sweeps (home).....	7-1	Series sweeps (road).....	2-1
Series sweeps (total)	9-2	Come-from-behind wins	36, last 9/22	Innings batting around.....	24, last 9/27
Games decided, last AB	22-14				

RUNS BY INNINGS	1	2	3	4	5	6	7	8	9	10+	TOTAL
Red Sox	106	106	111	108	78	77	111	72	67	17	853
Opponents	67	67	85	79	100	70	69	66	43	10	656

MULTI-RUN INNINGS	2R	3R	42	5R	6R	7R	8R	9R	10+R	TOTAL
Red Sox	114	59	25	14	3	2	2	0	0	219
Opponents	91	29	14	5	4	2	1	0	0	154

WINNING AND LOSING MARGINS

	1	2	3	4	5	6	7	8	9	10+
RUNS WON BY	21	15	13	15	11	4	9	0	2	6
RUNS LOST BY	21	15	10	6	4	1	5	1	1	2

2013 STATISTICAL SUMMARY, CONTINUED

2013 DAY-BY-DAY, CONTINUED

LOSING PITCHER	SAVE	DAILY ATT.	HOME NO.	ATT. TOTAL	ROAD NO.	ATT. TOTAL
Chen (7-7)		36,226	67	2,221,614		
Hunter (3-3)	UEHARA (14)	31,962	68	2,253,576		
LESTER (12-8)	Johnson (41)	33,300	69	2,286,876		
Santiago (4-8)	UEHARA (15)	36,063	70	2,322,939		
Danks (4-11)		37,363*	71	2,360,302		
Rienzo (1-1)	UEHARA (16)	37,053*	72	2,397,355		
LACKEY (8-12)	Veras (21)	36,188	73	2,433,543		
Scherzer (19-2)	UEHARA (17)	32,071	74	2,465,614		
Porcello (11-8)		33,720	75	2,499,334		
Chamberlain (2-1)	UEHARA (18)	40,481			70	2,289,574
Claiborne (0-2)		44,117			71	2,333,691
Huff (2-1)		49,046*			72	2,382,737
WORKMAN (5-3)		43,078			73	2,425,815
Price (8-8)	UEHARA (19)	18,605			74	2,444,420
Peralta (2-7)		19,215			75	2,463,635
DE LA ROSA (0-1)	Rodney (34)	20,360			76	2,483,995
Kuroda (11-11)		37,542*	73	2,536,876		
Sabathia (13-13)		37,510*	74	2,574,386		
Nova (8-5)		37,137*	75	2,611,523		
Hunter (6-4)	Johnson (46)	35,030	76	2,646,553		
MORALES (2-2)	Johnson (47)	38,540*	77	2,685,093		
Tillman (16-7)		36,436	78	2,721,529		
Rogers (5-8)		37,215*	79	2,758,744		
BUCHHOLZ (11-1)	Janssen (33)	37,569*	80	2,796,313		
Dickey (13-13)	UEHARA (21)	37,020*	81	2,833,333		
LACKEY (10-13)		32,315			77	2,516,310
Chacin (14-10)		48,775*			78	2,565,085
Feldman (12-12)		30,774			79	2,595,859
TAZAWA (5-4)	Johnson (49)	36,556			80	2,632,415
DE LA ROSA (0-2)	Johnson (50)	44,230*			81	2,676,645

PITCHING BREAKDOWN

	W-L	ERA	IP	H	R	ER	BB	SO	HR
STARTERS	67-42	3.84	984.0	921	451	420	351	830	109
RELIEVERS	30-23-33	3.70	470.0	445	205	193	173	464	47

CATCHING BREAKDOWN

	CS	SBA	CS%	PB	PICKOFFS
Lavarnway	5	30	16.7%	6	0
Ross	10	29	34.5%	2	0
Saltalamacchia	21	110	19.1%	7	0

EJECTIONS (8)

6/5/2013 vs. TEX (9th inning), Mike Carp by HP umpire Andy Fletcher
 6/24/2013 at DET (8th inning), John Farrell by 2B umpire Mike DiMuro
 7/14/2013 at OAK (9th inning), Jonny Gomes by HP umpire Todd Tichenor
 7/27/2013 at BAL (7th inning), David Ortiz by HP umpire Tim Timmons
 7/29/2013 vs. TB (9th inning), John Farrell by HP umpire Jerry Meals
 8/7/2013 at HOU (7th inning), Shane Victorino by 3B umpire Brian Knight
 8/16/2013 vs. NYY (8th inning), Mike Carp by HP Umpire Bill Welke
 9/15/2013 vs. NYY (7th inning), Mike Napoli by HP Umpire Ron Kulpa

WALK-OFF WINS (11)

4/13/2013 vs. TB (10th inning), Shane Victorino, RBI single
 4/15/2013 vs. TB (9th inning), Mike Napoli, RBI double
 5/6/2013 vs. MIN (11th inning), Stephen Drew, RBI double
 5/26/2013 vs. CLE (9th inning), Jacoby Ellsbury, RBI double
 6/6/2013 vs. TEX (9th inning), David Ortiz, 3-run home run
 6/18/2013 vs. TB (Gm. 2, 9th inning), Jonny Gomes, 2-run home run
 6/30/2013 vs. TOR (9th inning), Fielding error by TOR 1B Josh Thole
 7/3/2013 vs. SD (9th inning), Jonny Gomes, solo home run
 7/21/2013 vs. NYY (11th inning), Mike Napoli, solo home run
 7/31/2013 vs. SEA (15th inning), Stephen Drew, RBI single
 8/1/2013 vs. SEA (9th inning), Daniel Nava, RBI single

GO-AHEAD RBI (157)

Dustin Pedroia.....	23
Mike Napoli.....	21
David Ortiz.....	18
Stephen Drew.....	16
Jacoby Ellsbury.....	12
Daniel Nava.....	11
Shane Victorino.....	11
Will Middlebrooks.....	9
Jarrod Saltalamacchia.....	9
Mike Carp.....	8
Jonny Gomes.....	8
Brock Holt.....	3
Jackie Bradley, Jr.....	2
Ryan Lavarney.....	2
Pedro Ciriaco.....	1
Jose Iglesias.....	1
David Ross.....	1
Brandon Snyder.....	1

GAME-WINNING RBI (92)

Mike Napoli.....	12
Dustin Pedroia.....	12
Stephen Drew.....	10
David Ortiz.....	9
Will Middlebrooks.....	8
Shane Victorino.....	8
Daniel Nava.....	7
Jacoby Ellsbury.....	6
Jonny Gomes.....	6
Mike Carp.....	4
Jarrod Saltalamacchia.....	4
Jackie Bradley, Jr.....	2
Jose Iglesias.....	1
Ryan Lavarney.....	1
David Ross.....	1
Brandon Snyder.....	1

2-OUT RBI (303)

Stephen Drew.....	42
Mike Napoli.....	33
David Ortiz.....	33
Dustin Pedroia.....	26
Daniel Nava.....	25
Jarrod Saltalamacchia.....	25
Shane Victorino.....	20
Jacoby Ellsbury.....	18
Jonny Gomes.....	17
Will Middlebrooks.....	16
Jose Iglesias.....	11
Mike Carp.....	10
Ryan Lavarney.....	7
Jackie Bradley, Jr.....	6
Brock Holt.....	5
David Ross.....	4
Xander Bogaerts.....	3
Quintin Berry.....	1
Pedro Ciriaco.....	1

INFIELD BASE HITS (128)

Dustin Pedroia.....	31
Jose Iglesias.....	22
Jacoby Ellsbury.....	18
Shane Victorino.....	15
Jonny Gomes.....	9
Mike Napoli.....	7
Will Middlebrooks.....	5
Daniel Nava.....	5
Mike Carp.....	3
Stephen Drew.....	3
David Ortiz.....	3
Jarrod Saltalamacchia.....	3
Quintin Berry.....	1
Pedro Ciriaco.....	1
Ryan Lavarney.....	1
David Ross.....	1

BUNT BASE HITS (17)

Shane Victorino.....	7
Jose Iglesias.....	6
Quintin Berry.....	1
Pedro Ciriaco.....	1
Jacoby Ellsbury.....	1
David Ross.....	1

OUTFIELD ASSISTS (24)

Shane Victorino.....	10
Jonny Gomes.....	5
Daniel Nava.....	5
Jacoby Ellsbury.....	3
Jackie Bradley, Jr.....	1

STARTS BY BATTING ORDER (Total, Red Sox W-L)**1st:** Ellsbury (131, 77-54), Nava (8, 4-4), Victorino (6, 6-0)**2nd:** Carp (4, 3-1), Gomes (16, 11-5), Iglesias (1, 0-1), Nava (26, 15-11), Victorino (98, 58-40)**3rd:** Nava (1, 0-1), Pedroia (144, 87-57)**4th:** Carp (1, 0-1), Gomes (2, 1-1), Napoli (23, 15-8), Ortiz (119, 71-48)**5th:** Carp (12, 8-4), Drew (1, 0-1), Gomes (14, 7-7), Middlebrooks (10, 6-4), Napoli (83, 50-33), Nava (18, 12-6), Saltalamacchia (7, 4-3)**6th:** Carp (21, 13-8), Drew (11, 7-4), Gomes (27, 13-14), Middlebrooks (11, 8-3), Napoli (11, 7-4), Nava (48, 30-18), Saltalamacchia (16, 9-7)**7th:** Bogaerts (1, 0-1), Bradley Jr. (2, 1-1), Carp (8, 6-2), Drew (23, 14-9), Gomes (7, 6-1), Iglesias (2, 1-1), Lavarnway (8, 2-6), Middlebrooks (20, 11-9), Napoli (2, 0-2), Nava (3, 1-2), Ross (7, 3-4), Saltalamacchia (58, 38-20), Snyder (2, 2-0), Victorino (2, 2-0)**8th:** Bogaerts (1, 1-0), Bradley Jr. (6, 4-2), Carp (1, 1-0), Drew (55, 31-24), Gomes (2, 1-1), Holt (5, 2-3), Iglesias (14, 9-5), Lavarnway (8, 6-2), Middlebrooks (20, 11-9), Nava (1, 0-1), Ross (13, 9-4), Saltalamacchia (15, 9-6), Snyder (4, 3-1)**9th:** Bogaerts (4, 4-0), Bradley Jr. (10, 6-4), Carp (2, 1-1), Ciriaco (12, 7-5), Diaz (1, 0-1), Drew (17, 11-6), Doubront (1, 1-0), Gomes (1, 0-1), Holt (12, 7-5), Iglesias (44, 28-16), Lackey (2, 0-2), Lavarnway (1, 0-1), Lester (2, 2-0), Middlebrooks (16, 9-7), Morales (1, 1-0), Peavy (2, 1-1), Ross (8, 4-4), Saltalamacchia (5, 3-2), Snyder (4, 2-2)**STARTS BY POSITION (Total, Red Sox W-L)****C:** Lavarnway (18, 9-9), Ross (28, 16-12), Saltalamacchia (99, 62-37)**1B:** Carp (21, 13-8), Napoli (112, 67-45), Nava (8, 4-4), Ortiz (4, 3-1)**2B:** Iglesias (1, 0-1), Pedroia (144, 87-57)**SS:** Bogaerts (4, 3-1), Ciriaco (7, 4-3), Drew (107, 63-44), Iglesias (27, 17-10)**3B:** Bogaerts (2, 2-0), Ciriaco (5, 3-2), Diaz (1, 0-1), Holt (17, 9-8), Iglesias (33, 21-12), Middlebrooks (77, 45-32), Snyder (10, 7-3)**LF:** Bradley Jr. (11, 7-4), Carp (26, 17-9), Gomes (57, 32-25), Nava (51, 31-20)**CF:** Bradley Jr. (8, 5-3), Ellsbury (131, 77-54), Nava (1, 0-1), Victorino (5, 5-0)**RF:** Carp (2, 2-0), Gomes (2, 0-2), Nava (40, 24-16), Victorino (101, 61-40)**DH:** Gomes (9, 6-3), Napoli (7, 5-2), Nava (5, 3-2), Ortiz (115, 68-47), Saltalamacchia (1, 0-1)

2013 HOME RUN NOTES

HOMERS AT HOME:	83	SOLO HOMERS:	96	3-RUN HOMERS:	26
HOMERS ON THE ROAD:	95	2-RUN HOMERS:	47	GRAND SLAMS:	9

2-HOME RUN GAMES BY RED SOX (11 in 2013)

David Ross, 4/26/13 vs. HOU
 Mike Napoli, 5/1/13 at TOR
 David Ortiz, 5/18/13 at MIN
 Jarrod Saltalamacchia, 6/9/13 vs. LAA
 Mike Napoli, 7/21/13 vs. NYY
 Stephen Drew, 7/27/13 at BAL

Jacoby Ellsbury, 8/6/13 at HOU
 Shane Victorino, 8/27/13 vs. BAL
 David Ortiz, 9/4/13 vs. DET
 Mike Napoli, 9/7/13 at NYY
 Will Middlebrooks, 9/25/13 at COL

3-HOME RUN GAMES BY RED SOX (1 in 2013)

Will Middlebrooks, 4/7/13 at TOR

PINCH-HIT HOME RUNS BY RED SOX (7 in 2013)

Jonny Gomes, 4/30/13 at TOR off Aaron Loup
 Mike Carp, 5/1/13 at TOR off Justin Germano
 Jonny Gomes, 5/30/13 at PHI off Jeremy Horst
 Jonny Gomes, 7/3/13 vs. SD off Luke Gregerson

David Ortiz, 7/5/13 at LAA off Dane De La Rosa
 Jonny Gomes, 8/6/13 at HOU off Jose Cisnero
 Mike Carp, 9/12/13 at TB off Roberto Hernandez

GRAND SLAMS BY RED SOX (9 in 2013)

Mike Napoli, 4/22/13 vs. OAK off A.J. Griffin
 Jonny Gomes, 5/8/13 vs. MIN off Pedro Hernandez
 Stephen Drew, 5/15/13 at TB off David Price
 Mike Napoli, 6/1/13 at NYY off Phil Hughes
 Will Middlebrooks, 9/4/13 vs. DET off Al Albuquerque

Mike Napoli, 9/6/13 at NYY off Boone Logan
 Mike Carp, 9/11/13 at TB off Roberto Hernandez
 Jarrod Saltalamacchia, 9/13/13 vs. NYY off Preston Claiborne
 Will Middlebrooks, 9/25/13 at COL off Roy Oswalt

FIRST-INNING LEADOFF HOME RUNS BY RED SOX (4 in 2013)

Jacoby Ellsbury, 7/11/13 at SEA off Erasmo Ramirez
 Jacoby Ellsbury, 7/19/13 vs. NYY off Andy Pettitte

Dustin Pedroia, 9/17/13 vs. BAL off Scott Feldman
 Jacoby Ellsbury, 9/29/13 at BAL off Chris Tillman

WALK-OFF HOME RUNS (4 in 2013)

David Ortiz, 6/6/13 vs. TEX off Michael Kirkman (9th)
 Jonny Gomes, 6/18/13 vs. TB off Joel Peralta (9th)

Jonny Gomes, 7/3/13 vs. SD off Luke Gregerson (9th)
 Mike Napoli, 7/21/13 vs. NYY off Adam Warren (11th)

INSIDE-THE-PARK HOME RUNS BY RED SOX (0 in 2013)

Last: Jacoby Ellsbury, 9/19/11 vs. BAL (G2) off Jeremy Accardo

INSIDE-THE-PARK HOME RUNS AT FENWAY PARK (0 in 2013)

Last: Jacoby Ellsbury, 9/19/11 vs. BAL (G2) off Jeremy Accardo

BACK-TO-BACK HOME RUNS BY RED SOX (7 in 2013)

Will Middlebrooks and Daniel Nava, 4/7/13 at TOR (7th)
 Daniel Nava and Jarrod Saltalamacchia, 4/10/13 vs. BAL (6th)
 David Ross and Will Middlebrooks, 4/26/13 vs. HOU (4th)
 Mike Napoli and Daniel Nava, 5/1/13 at TOR (4th)

Jarrod Saltalamacchia and Mike Carp, 6/9/13 vs. LAA (6th)
 David Ortiz and Mike Carp, 6/13/13 at BAL (4th)
 Jacoby Ellsbury and Dustin Pedroia, 7/30/13 vs. SEA (2nd)

BACK-TO-BACK-TO-BACK HOME RUNS (0 in 2013)

Last: David Ortiz, Josh Reddick and Jarrod Saltalamacchia, 7/7/11 vs. BAL (7th)

2013 HIGHS AND LOWS

TEAM BATTING

Most runs, game	20,	9/4 vs. DET
Most runs, inning	8,	2 times, last 9/4 vs. DET (6th)
Most hits, game (9 innings)	20,	6/25 vs. COL
Most hits, game (extra innings)	17,	5/6 vs. MIN
Most hits, inning	7,	2 times, last 6/27 vs. TOR (2nd)
Consecutive hits, inning	6,	6/21 at DET (4th)
Fewest hits, game	2,	3 times, last 8/23 at LAD
Most doubles, game	8,	6/4 vs. TEX
Most triples, game	2,	2 times, last 6/28 vs. TOR
Most home runs, game	8,	9/4 vs. DET
Most home runs, inning	2,	12 times, 9/4 vs. DET (6th)
Most extra-base hits	13,	6/4 vs. TEX
Most stolen bases, game	5,	5/30 at PHI
Most walks, game (9 innings)	10,	5/2 at TOR
Most walks, game (extra innings)	8,	6/10 at TB
Most strikeouts, game (9 innings)	16,	2 times, last 5/5 at TEX
Most strikeouts, game (extra innings)	17,	6/10 at TB
Most hit by pitch, game	2,	15 times, last 9/15 vs. NYY
Most left on base (9 innings)	15,	4/5 at TOR
Most left on base (extra innings)	14,	7/6 at LAA

2013 HIGHS AND LOWS, CONTINUED

INDIVIDUAL BATTING

Most hits.....	4,	18 times, last Nava, 9/28 at BAL
Most runs.....	4,	5 times, last Victorino, 8/27 vs. BAL
Most doubles.....	2,	32 times, last Nava, 9/15 vs. NYY
Most triples.....	1,	27 times, last Drew, 9/27 at BAL
Most home runs.....	3,	Middlebrooks, 4/7 at TOR
Most extra-base hits.....	4,	Middlebrooks, 4/7 at TOR
Most total bases.....	14,	Middlebrooks, 4/7 at TOR
Most RBI.....	7,	2 times, last Middlebrooks, 9/25 at COL
Most stolen bases.....	5,	Ellsbury, 5/30 at PHI
Most walks.....	3,	14 times, last Gomes, 8/7 at HOU
Most strikeouts.....	5,	Ross, 5/25 vs. CLE
Longest hitting streak.....	19,	Ellsbury (6/19-7/11)

TEAM PITCHING

Most strikeouts (9 innings).....	15,	6/26 vs. COL
Most strikeouts (extra innings).....	15,	5/6 vs. MIN
Most walks (9 innings).....	10,	6/11 at TB
Most walks, (extra innings).....	7,	2 times, last 9/11 at TB
Fewest walks.....	0,	12 times, last 9/3 vs. DET
Most runs allowed, game.....	15,	5/8 vs. MIN
Most runs allowed, inning.....	7,	5/8 vs. MIN (2nd)
Most hits allowed, game (9 innings).....	19,	5/8 vs. MIN
Most hits allowed, game (extra inning) ..	17,	7/6 at LAA
Fewest hits allowed, game.....	1,	5/10 vs. TOR
Most hits allowed, inning.....	6,	3 times, last 8/9 at KC (6th)
Most home runs allowed, game.....	5,	5/12 vs. TOR
Most consecutive scoreless inn.....	19.0,	2 times, last 4/13 (4th)-4/15 (3rd)

INDIVIDUAL PITCHING

Most innings pitched, starter.....	9.0,	3 times, last Lackey, 9/19 vs. BAL
Fewest innings pitched, starter.....	1.0,	Wright, 8/6 at HOU
Most innings pitched, reliever.....	5.2,	Wright, 7/11 at SEA
Most strikeouts, starter.....	12,	Lackey, 6/26 vs. COL
Most strikeouts, reliever.....	5,	Aceves, 4/6 at TOR
Most walks allowed.....	7,	Lester 6/11 at TB
Longest winning streak.....	11,	Buchholz, 4/3-9/15
Longest losing streak.....	4,	4 times, last Lackey, 7/20-8/11
Most consecutive scoreless inn. starter.....	22.0,	Buchholz, 4/3 (5th)-4/20(5th)
Most consecutive scoreless inn. reliever.....	30.1,	Uehara, 7/9-9/13
Most runs allowed.....	8,	2 times, last Webster, 5/8 vs. MIN
Most earned runs allowed.....	8,	Webster, 5/8 vs. MIN
Most hits allowed.....	12,	Doubont, 5/3 at TEX
Fewest hits allowed, CG.....	1,	Lester, 5/10 vs. TOR
Most home runs allowed.....	3,	4 times, last Lackey, 7/26 vs. BAL
Most pitches thrown.....	127,	Dempster 5/18 at PHI

MISCELLANEOUS TEAM

Longest winning streak.....	7,	4/13-4/20
Longest losing streak.....	3,	5 times, last 8/14-8/16
Most games over .500.....	34,	9/28 at BAL (97-63)
Most games under .500.....	N/A	
Longest game, innings.....	15,	7/31 vs. SEA
Longest game, time (9 innings).....	4:12,	8/18 vs. NYY
Longest game, time (extra innings).....	5:24,	6/10 at TB
Shortest game, time.....	1:58,	6/2 at NYY (6 innings)
Shortest game, time (9 innings).....	2:07,	8/23 at LAD
Largest crowd, Fenway Park.....	38,540,	9/18 vs. BAL
Smallest crowd, Fenway Park.....	27,704,	4/11 vs. BAL
Largest crowd, road.....	50,240,	8/23 at LAD
Smallest crowd, road.....	9,143,	4/16 at CLE
Largest winning margin.....	16,	9/4 vs. DET (20-4)
Largest losing margin.....	13,	4/23 vs. OAK (0-13)
Largest deficit overcome to win.....	6,	8/1 vs. SEA (down 7-1, won 8-7)
Largest lead relinquished to lose.....	4,	7/6 at LAA (up 5-1, lost 9-7)
Most double plays turned.....	3,	8 times, last 9/16 vs. NYY
Most errors.....	3,	6 times, last 8/16 vs. NYY
Most errors by an opponent.....	3,	6 times, last 9/17 vs. BAL
Most stolen bases by an opponent.....	6,	8/5 at HOU

THE LAST TIME THE SOX...

INDIVIDUAL BATTING

5 hits in a game	Dustin Pedroia, 6/24/10 at COL
6 hits in a game	Nomar Garciaparra, 6/21/03 at PHI (13 innings)
6 RBI in a game	David Ortiz, 5/18/13 at MIN
7 or more RBI in a game	Will Middlebrooks (7), 9/25/13 at COL
10 RBI in a game (ties club record)	Nomar Garciaparra, 5/10/99 vs. SEA
3 home runs in a game	Will Middlebrooks, 4/7/13 at TOR
Game-ending home run	Jonny Gomes, 7/3/13 vs. SD (9th inning)
Pinch-hit grand slam	Mike Carp, 9/11/13 at TB
2 grand slams in a game	Bill Mueller, 7/29/03 at TEX
Home run in 1st ML game	Daniel Nava, 6/12/10 vs. PHI (grand slam)
HR in 1st Red Sox PA	Daniel Nava, 6/12/10 vs. PHI (grand slam)
Grand Slam in 1st Red Sox PA	Daniel Nava, 6/12/10 vs. PHI
Inside-the-park home run	Jacoby Ellsbury, 9/19/11 vs. BAL (Game 2)
Homed from both sides of the plate	Victor Martinez, 5/17/10 at NYY
Pitcher collected a hit	Jake Peavy, 9/25/13, 2B off Jhoulys Chacin
Pitcher hit a home run	Josh Beckett, 6/14/09 at PHI off J.A. Happ
Hit for the cycle	John Valentin, 6/6/96 vs. CWS
Hitting streak of at least 30 games	Nomar Garciaparra (30), 7/26-8/29/97
Hitting streak of at least 20 games	David Ortiz (27), 7/2/12-5/7/13
Single-season hit streak of at least 20 G	Dustin Pedroia (25), 6/29-7/28/11
Straight steal of home	Jacoby Ellsbury, 4/26/09 vs. NYY
Steal of home on double steal	Jarrod Saltalamacchia, 9/15/13 vs. NYY
5 steals in a game (club record)	Jacoby Ellsbury, 5/30/13 at PHI

INDIVIDUAL PITCHING

No-hitter	Jon Lester, 5/19/08 vs. KC (W, 7-0)
One-hitter	Jon Lester, 5/10/13 vs. TOR (W, 5-0)
15 or more strikeouts in a game	Pedro Martinez (16), 4/8/01 vs. TB
Position player pitched	Darnell McDonald, 5/6/12 vs. BAL
Pitcher played another defensive position	Javier Lopez (RF), 4/30/09 at TB

TEAM

Walk-off win	8/1/13 vs. SEA (8-7 in 9 innings)
Scored 20 runs in a game	9/4/13 vs. DET (20)
Had 20 hits in a game	6/25/13 vs. COL (9 innings)
Scored 10 runs in an inning	6/20/11 vs. SD (10 runs in 7th inning)
Hit 7 home runs in a game	7/4/03 at NYY
Hit 8 home runs in a game (club record)	2 times, last 9/4/13 vs. DET
Hit 4 consec. HR (club & MLB record)	4/22/07 vs. NYY (3rd inning): Manny Ramirez, J.D. Drew, Mike Lowell & Jason Varitek
Hit game-ending HR in back-to-back games	5/10/05 vs. OAK (9th inning, Kevin Millar off Octavio Dotel) & 5/11/05 vs. OAK (9th inning, Jason Varitek off Dotel)
Turned a triple play	8/16/11 vs. TB (4th inning, G2): 3B Jed Lowrie to 2B Dustin Pedroia to 1B Adrian Gonzalez
Hit into a triple play	8/6/01 vs. TEX (4th inning, Scott Hatteberg)
Back-to-back 1-0 wins	7/18-19/06 vs. KC

2013 TRANSACTIONS

DATE	TRANSACTIONS
Feb. 20	1B/OF Mike Carp acquired from the Seattle Mariners in exchange for a player to be named later or cash considerations...OF Ryan Kalish placed on the 60-day DL (recovering from right shoulder surgery).
March 4	LHP Drake Britton optioned to Double-A Portland...INF/OF Justin Henry and SS Deven Marrero reassigned to minor league camp.
March 12	OF Alex Hassan and RHP Steven Wright optioned to Triple-A Pawtucket...RHP Pedro Beato, 1B/OF Mark Hamilton, and OFs Jeremy Hazelbaker and Juan Carlos Linares reassigned to minor league camp.
March 15	RHPs Rubby De La Rosa, Allen Webster, and Alex Wilson, and C Daniel Butler optioned to Triple-A Pawtucket...C Christian Vazquez optioned to Double-A Portland.
March 21	RHPs Chris Carpenter, Terry Doyle, and Oscar Villarreal, and LHP Chris Hernandez reassigned to minor league camp.
March 25	INFs Xander Bogaerts, Jonathan Diaz, and Drew Sutton reassigned to minor league camp.
March 26	1B Lyle Overbay released.
March 27	C Ryan Lavanway and INF Brock Holt optioned to Triple-A Pawtucket...RHPs Anthony Carter and Jose De La Torre reassigned to minor league camp.
March 28	SS Stephen Drew placed on the 7-day concussion DL (retro to 3/27)...RHP Daniel Bard optioned to Double-A Portland...1B Mauro Gomez optioned to Triple-A Pawtucket.
March 30	OF Ryan Sweeney released...OF Mitch Maier reassigned to Triple-A Pawtucket.
March 31	LHPs Craig Breslow (left shoulder tendinitis) and Franklin Morales (low back strain), and DH David Ortiz (right Achilles tendinopathy) placed on the 15-day DL (retro to 3/22)...OF Jackie Bradley, Jr. selected to major league roster...1B Mauro Gomez designated for assignment.
April 10	SS Stephen Drew activated from the 7-day concussion DL...SS Jose Iglesias optioned to Triple-A Pawtucket (4/9)... RHP John Lackey placed on 15-day DL (retro to 4/7)...RHP Alex Wilson recalled from Triple-A Pawtucket.
April 16	RHP Joel Hanrahan placed on 15-day DL (retro to 4/14)...RHP Steven Wright recalled from Triple-A Pawtucket.
April 20	DH David Ortiz activated from 15-day DL...OF Jackie Bradley, Jr. optioned to Triple-A Pawtucket (4/18).
April 21	RHP Allen Webster recalled from Triple-A Pawtucket as 26th man on active roster for day-night doubleheader and returned to Triple-A Pawtucket following game 2.
April 23	RHP Steven Wright optioned to Triple-A Pawtucket following the game.
April 24	RHP Daniel Bard recalled from Double-A Portland...RHP Alfredo Aceves optioned to Triple-A Pawtucket following the game.
April 25	C Ryan Lavanway recalled from Triple-A Pawtucket.
April 28	RHP John Lackey activated from 15-day DL...C Ryan Lavanway optioned to Triple-A Pawtucket (4/27)...RHP Daniel Bard optioned to Double-A Portland following the game.
April 30	RHP Joel Hanrahan activated from 15-day DL.
May 6	LHP Craig Breslow activated from 15-day DL...RHP Andrew Bailey placed on 15-day DL (retro to 4/29).
May 7	RHP Joel Hanrahan placed on 15-day DL...RHP Allen Webster recalled from Triple-A Pawtucket.
May 9	RHP Jose De La Torre selected to active major league roster from Triple-A Pawtucket...RHP Joel Hanrahan transferred to 60-day DL...RHP Allen Webster optioned to Triple-A Pawtucket (5/8).
May 12	C David Ross placed on 7-day concussion DL...C Ryan Lavanway recalled from Triple-A Pawtucket.
May 19	RHP Jose De La Torre optioned to Triple-A Pawtucket following the game.
May 20	RHP Andrew Bailey activated from 15-day DL.
May 23	C Ryan Lavanway optioned to Triple-A Pawtucket.
May 24	C David Ross activated from 7-day DL...OF Shane Victorino (retro 5/21) and 3B Will Middlebrooks placed on 15-day DL...RHP Alfredo Aceves and SS Jose Iglesias recalled from Triple-A Pawtucket.
May 28	LHP Franklin Morales activated from 15-day DL...RHP Alfredo Aceves optioned to Triple-A Pawtucket...RHP Alex Wilson optioned to Triple-A Pawtucket following the game.
May 29	OF Jackie Bradley, Jr. recalled from Triple-A Pawtucket.
June 8	OF Shane Victorino activated from 15-day DL...OF Jackie Bradley, Jr. optioned to Triple-A Pawtucket.
June 10	3B Will Middlebrooks activated from 15-day DL...INF Pedro Ciriaco designated for assignment.
June 11	RHP Clayton Mortensen placed on the 15-day DL...RHP Jose De La Torre recalled from Triple-A Pawtucket.
June 12	RHP Alfredo Aceves recalled from Triple-A Pawtucket...RHP Jose De La Torre optioned to Triple-A Pawtucket.
June 13	RHP Alex Wilson recalled from Triple-A Pawtucket...RHP Alex Wilson optioned to Triple-A Pawtucket following the game.
June 14	INF Pedro Ciriaco traded to the San Diego Padres in exchange for a player to be named later or cash considerations...RHP Rubby De La Rosa recalled from Triple-A Pawtucket.
June 16	RHP Pedro Beato selected to active major league roster from Triple-A Pawtucket...RHP Rubby De La Rosa optioned to Triple-A Pawtucket (6/15).
June 18	RHP Alfredo Aceves recalled from Triple-A Pawtucket as 26th man on active roster for day-night doubleheader and returned to Triple-A Pawtucket following game 2...RHP Clay Buchholz placed on 15-day DL (retro to 6/9)...C David Ross placed on 7-day concussion DL...C Ryan Lavanway and RHP Alex Wilson recalled from Triple-A Pawtucket.
June 22	RHP Allen Webster recalled from Triple-A Pawtucket...RHP Pedro Beato optioned to Triple-A Pawtucket (6/21).
June 25	INF Brandon Snyder selected to active major league roster from Triple-A Pawtucket...C David Ross transferred to 60-day DL...3B Will Middlebrooks optioned to Triple-A Pawtucket...LHP Franklin Morales placed on 15-day DL (retro to 6/23)...RHP Pedro Beato recalled from Triple-A Pawtucket and optioned to Triple-A Pawtucket following the game.
June 26	RHP Clayton Mortensen activated from 15-day DL.
June 29	INF Jonathan Diaz selected to active major league roster...RHP Clayton Mortensen designated for assignment.
July 3	RHP Clayton Mortensen outrighted to Triple-A Pawtucket.
July 5	SS Stephen Drew placed on 15-day DL...RHP Jose De La Torre recalled from Triple-A Pawtucket...INF Jonathan Diaz optioned to Pawtucket following the game.
July 6	INF Brock Holt recalled from Triple-A Pawtucket.
July 7	LHP Andrew Miller placed on 15-day DL...RHP Alfredo Aceves recalled from Triple-A Pawtucket.
July 8	INF Jonathan Diaz outrighted to Triple-A Pawtucket.
July 9	RHP Alex Wilson placed on 15-day DL...OF Jackie Bradley, Jr. recalled from Triple-A Pawtucket...RHP Jose De La Torre optioned to Triple-A Pawtucket...RHP Brandon Workman selected to active major league roster.
July 10	RHPs Steven Wright and Pedro Beato recalled from Triple-A Pawtucket...RHPs Allen Webster and Alfredo Aceves optioned to Triple-A Pawtucket.
July 12	LHP Matt Thornton and cash considerations acquired from the Chicago White Sox in exchange for minor league OF Brandon Jacobs...LHP Andrew Miller transferred to 60-day DL.
July 13	LHP Matt Thornton added to active major league roster...RHP Steven Wright optioned to Triple-A Pawtucket.

2013 TRANSACTIONS, CONT.

July 14	LHP Drake Britton recalled from Triple-A Pawtucket...OF Jackie Bradley, Jr. optioned to Triple-A Pawtucket.
July 19	RHP Andrew Bailey placed on 15-day DL (retro 7/13)...RHP Jose De La Torre recalled from Triple-A Pawtucket.
July 20	SS Stephen Drew activated from 15-day DL...INF Brock Holt optioned to Triple-A Pawtucket.
July 24	ZB Dustin Pedroia signed to 8-year contract through 2021.
July 30	RHP Jake Peavy acquired from Chicago (AL) and RHP Brayan Villarreal and OF Avisail Garcia from Detroit in exchange for SS Jose Iglesias to Detroit and Garcia, RHPs J.B. Wendelken and Francelis Montas and INF Cleuluis Rondon to Chicago (AL).
July 31	INF Brock Holt recalled from Triple-A Pawtucket...RHP Brandon Workman optioned to Triple-A Pawtucket.
August 1	RHP Jake Peavy added to active major league roster...RHP Jose De La Torre optioned to Triple-A Pawtucket...RHP Steven Wright recalled from Triple-A Pawtucket.
August 3	RHP Rubby De La Rosa recalled from Triple-A Pawtucket...RHP Pedro Beato optioned to Triple-A Pawtucket.
August 5	OF Daniel Nava placed on paternity leave list...RHP Brandon Workman recalled from Triple-A Pawtucket.
August 6	LHP Matt Thornton placed on 15-day DL...RHP Pedro Beato recalled from Triple-A Pawtucket.
August 8	OF Daniel Nava activated from paternity leave list...RHP Steven Wright optioned to Triple-A Pawtucket.
August 10	LHP Franklin Morales activated from 15-day DL...RHP Pedro Beato optioned to Triple-A Pawtucket (8/9)...INF Brandon Snyder placed on 15-day DL (retro to 8/8)...3B Will Middlebrooks recalled from Pawtucket.
August 19	C David Ross activated from 60-day DL...C Ryan Lavanway optioned to Triple-A Pawtucket (8/18)...RHP Andrew Bailey transferred to 60-day DL...SS Xander Bogaerts selected to active major league roster from Triple-A Pawtucket...INF Brock Holt optioned to Triple-A Pawtucket (8/18)...RHP Clay Buchholz transferred to 60-day DL...RHP Brayan Villarreal recalled from Triple-A Pawtucket...RHP Rubby De La Rosa optioned to Triple-A Pawtucket.
August 25	LHP Matt Thornton activated from the 15-day DL...RHP Brayan Villarreal optioned to Triple-A Pawtucket (8/24).
August 31	INF John McDonald and cash considerations acquired from Philadelphia in exchange for minor league RHP Nefi Ogando...RHP Alex Wilson transferred to the 60-day DL...McDonald added to 40-man roster.
Sept. 1	INF John McDonald added to active major league roster...OF Quintin Berry selected to active major league roster from Triple-A Pawtucket...RHP Daniel Bard designated for assignment...RHP Rubby De La Rosa and C Ryan Lavanway recalled from Triple-A Pawtucket...C Christian Vazquez' option transferred from Double-A Portland to Triple-A Pawtucket...INF Brandon Snyder activated from 15-day DL.
Sept. 7	OF Jackie Bradley, Jr. recalled from Triple-A Pawtucket.
Sept. 8	RHP Allen Webster recalled from Triple-A Pawtucket.
Sept. 10	RHP Clay Buchholz activated from 60-day DL...RHP Jose De La Torre designated for assignment.
Sept. 17	INF Brock Holt and RHPs Brayan Villarreal and Steven Wright recalled from Triple-A Pawtucket.

2013 DISABLED LIST

PLAYER	INJURY	ON DL (RETRO TO)	REINSTATED	GAMES MISSED
Ryan Kalish, OF	Recovery from right shoulder surgery (60-day)	February 20	---	162 (97-65)
Stephen Drew, SS	Concussion (7-day)	March 28 (March 27)	April 10	7 (5-2)
Craig Breslow, LHP	Left shoulder tendinitis	March 31 (March 22)	May 6	31 (20-11)
Franklin Morales, LHP	Low back strain	March 31 (March 22)	May 28	52 (32-20)
David Ortiz, DH	Right Achilles tendinopathy	March 31 (March 22)	April 20	15 (11-4)
John Lackey, RHP	Right biceps strain	April 10 (April 7)	April 28	19 (14-5)
Joel Hanrahan, RHP	Right hamstring strain	April 16 (April 14)	April 30	15 (12-3)
Andrew Bailey, RHP	Right biceps strain	May 6 (April 29)	May 20	19 (9-10)
Joel Hanrahan, RHP	Right flexor muscle strain (60-day)	May 7	---	130 (76-54)
David Ross, C	Concussion (7-day)	May 12	May 24	11 (7-4)
Shane Victorino, OF	Left hamstring strain	May 24 (May 21)	June 8 (gm. 2)	17 (10-7)
Will Middlebrooks, 3B	Low back strain	May 24	June 10	16 (11-5)
Clayton Mortensen, RHP	Right groin strain	June 11	June 26	14 (6-8)
Clay Buchholz, RHP	Neck strain (60-day)	June 18 (June 9)	September 10	82 (50-32)
David Ross, C	Concussion (60-day)	June 18	August 19	54 (31-23)
Franklin Morales, LHP	Left pectoralis strain	June 25 (June 23)	August 10	41 (26-15)
Stephen Drew, SS	Right hamstring strain	July 5 (June 29)	July 20	16 (11-5)
Andrew Miller, LHP	Left foot sprain (60-day)	July 7	---	73 (44-29)
Alex Wilson, RHP	Right thumb sprain (60-day)	July 9	---	71 (44-27)
Andrew Bailey, RHP	Right shoulder strain (60-day)	July 19 (July 13)	---	67 (39-28)
Matt Thornton, LHP	Right oblique strain	August 7 (August 5)	August 25	18 (8-10)
Brandon Snyder, INF	Right elbow ulnar neuritis	August 10 (August 8)	September 1	19 (11-8)
2013 Totals	17 Players	22 DL stints		949 Games Missed

2013 GAME BY GAME SUMMARIES



Monday, April 1 at New York (1-0, 1st, 0.5 GA BAL, TB, TOR)

1

	1	2	3	4	5	6	7	8	9		R	H	E
BOSTON	0	4	0	0	0	0	1	0	3	—	8	13	0
New York	0	0	0	2	0	0	0	0	0	—	2	6	0

Winning Pitcher: LESTER (1-0)

Losing Pitcher: Sabathia (0-1)

Save: None

Home Runs: Boston: None; New York: None

Time of Game: 3:37

Attendance: 49,514

The Red Sox picked up their 1st Opening Day win since 2010, beating the Yankees, 8-2...Boston batters combined for 13 hits and 8 walks, their most on Opening Day since 2002 (13 H, 13 BB in 12-11 loss to TOR)...In his 3rd straight Opening Day start, Jon Lester earned the win with 5.0 innings of 2-run ball and 7 K's...He became the 1st Sox lefty to start and win on OD since Gary Peters in 1970 at NYY...Dustin Pedroia went 2-for-6 with an RBI, hitting safely in all 7 Sox openers since 2007 (.393, 11-for-28)...Jackie Bradley, Jr. made his ML debut, finishing with 3 walks, 2 runs, and an RBI in 5 plate appearances...He became the 1st player with at least 3 walks, an RBI, and a run scored in his ML debut since at least 1920.



Wednesday, April 3 at New York (2-0, 1st, 1.0 GA BAL, TB)

2

	1	2	3	4	5	6	7	8	9		R	H	E
BOSTON	1	1	4	0	0	1	0	0	0	—	7	14	0
New York	0	0	0	1	0	0	0	3	0	—	4	9	0

Winning Pitcher: BUCHHOLZ (1-0)

Losing Pitcher: Kuroda (0-1)

Save: HANRAHAN (1)

Home Runs: Boston: None; New York: Hafner (1), Wells (1)

Time of Game: 3:35

Attendance: 40,216

The Red Sox pounded out 14 hits en route to a 7-4 win over the Yankees for their 2nd win in as many games...It marked the 1st time Boston started a season with 2 straight road wins against New York since 1935...Clay Buchholz held the Yankees to 1 run on 6 hits with 2 walks and 4 strikeouts over 7.0 innings for the win...Jacoby Ellsbury went 1-for-4 with a team-high 2 RBI, becoming the 1st Sox leadoff hitter since 1916 with multiple RBI in the club's 1st 2 games of a season...Jackie Bradley, Jr. collected his 1st ML hit with an RBI single in the 3rd...He became the 1st major leaguer with at least 2 runs and 1 RBI in each of his 1st 2 games since 2002 (Eric Hinske)...Joel Hanrahan secured his 1st save as a Red Sox.



Thursday, April 4 at New York (2-1, T-1st, 1.0 GA NYY, TB, TOR)

3

	1	2	3	4	5	6	7	8	9		R	H	E
BOSTON	0	0	0	0	0	0	1	0	1	—	2	9	0
New York	0	2	1	0	0	0	1	0	x	—	4	8	0

Winning Pitcher: Pettitte (1-0)

Losing Pitcher: DEMPSTER (0-1)

Save: Rivera (1)

Home Runs: Boston: None; New York: Gardner (1), Cervelli (1)

Time of Game: 2:38

Attendance: 40,611

The Red Sox managed 1 run off Yankees closer Mariano Rivera in the 9th inning, but their rally came up short in a 4-2 loss to New York...Despite their 1st loss of 2013, the Sox won their 1st season-opening series since 2008 when they took 3 of 4 from Oakland (1st 2 games played in Japan)...In his Boston debut, Ryan Dempster took the loss, allowing 3 runs on 5 hits, including 1 home run, in 5.0 innings...He walked 4 and struck out 8...Jackie Bradley, Jr. doubled and drove in a run, joining Jim Rice as the only other Red Sox to drive in a run in each of his 1st 3 big league games since 1920...Shane Victorino collected a hit for the 3rd straight game, going 1-for-4...Andy Pettitte earned the win for New York with 1-run ball.



Friday, April 5 at Toronto (3-1, T-1st, 1.0 GA TB)

4

	1	2	3	4	5	6	7	8	9		R	H	E
BOSTON	0	1	0	1	2	0	0	1	1	—	6	12	0
Toronto	0	1	0	0	2	0	1	0	0	—	4	12	3

Winning Pitcher: TAZAWA (1-0)

Losing Pitcher: Rogers (0-1)

Save: HANRAHAN (2)

Home Runs: Boston: Napoli (1), Middlebrooks (1); Toronto: DeRosa (1), Reyes (1)

Time of Game: 3:35

Attendance: 45,328

The Red Sox season-opening road trip continued with a 6-4 win over the Blue Jays in the 1st of a 3-game set...Felix Doubront did not factor in the decision after allowing 3 runs on 9 hits with 6 strikeouts and 1 home run...Mike Napoli hit the Sox' 1st homer of the season with a 2-run blast in the 5th inning, his 1st with the club...It snapped the Sox' 3-game homerless streak to begin the season, their longest such streak to open a campaign since 1993...Will Middlebrooks followed up with a solo homer in the 9th inning...Shane Victorino hit safely for the 4th straight game, his 3rd multi-hit performance in that stretch, going 2-for-5 with 2 runs scored...Josh Johnson allowed 4 runs (3 ER) with 6 K's in 6.0 innings.

2013 GAME BY GAME SUMMARIES, CONTINUED



Saturday, April 6 at Toronto (3-2, T-1st, 1.0 GA TOR)

5

	1	2	3	4	5	6	7	8	9		R	H	E
BOSTON	0	0	0	0	0	0	0	0	0	—	0	2	0
Toronto	0	0	0	2	0	3	0	0	x	—	5	8	1

Winning Pitcher: Happ (1-0)

Losing Pitcher: LACKEY (0-1)

Save: None

Home Runs: Boston: None; Toronto: Arencibia (3), Rasmus (2)

Time of Game: 2:38

Attendance: 45,797

The Red Sox were held to just 2 hits in a 5-0 loss to the Blue Jays...John Lackey, making his 1st start since 9/25/11 after undergoing Tommy John surgery on 11/1/11, had to leave the game in the 5th inning with a right biceps strain...He gave up 2 runs on 5 hits, including a home run, with 8 strikeouts through 4.1 innings...Alfredo Aceves relieved Lackey, throwing 3.2 innings and surrendering 3 runs on 3 hits with 2 walks and 5 strikeouts...Jacoby Ellsbury went 1-for-4 with a double, the team's only extra-base hit of the game...Ellsbury also stole 2 bases, giving him 3 steals in his previous 2 contests...J.A. Happ earned the win for the Jays, surrendering just 1 hit in 5.1 shutout innings.



Sunday, April 7 at Toronto (4-2, 1st, 1.0 GA BAL, TB)

6

	1	2	3	4	5	6	7	8	9		R	H	E
BOSTON	5	0	1	1	1	0	2	3	0	—	13	15	0
Toronto	0	0	0	0	0	0	0	0	0	—	0	7	0

Winning Pitcher: LESTER (2-0)

Losing Pitcher: Dickey (0-2)

Save: None

Home Runs: Boston: Middlebrooks 3 (4), Nava (1), Ellsbury (1), Napoli (2); Toronto: None

Time of Game: 2:44

Attendance: 41,168

The Red Sox launched 6 home runs, including 3 from Will Middlebrooks, and Jon Lester tossed 7.0 shutout innings in a 13-0 rout of the Blue Jays...The 13-run margin of victory was the club's largest in a shutout since Lester also went 7.0 IP in a 14-0 win over the Jays at Rogers Centre on 9/6/11...Lester struck out 6 and did not issue a walk...At 24 years old, Middlebrooks became the 5th-youngest Red Sox to homer 3 times in a game, the youngest since Jim Rice on 8/29/77 vs. OAK (also 24)...He also doubled, scored 4 runs and drove in 4...Daniel Nava (7th inning), Jacoby Ellsbury (8th inning), and Mike Napoli (8th inning) accounted for the other Sox' longballs...The 6 homers were Boston's most in a game since also hitting 6 on 7/7/11.



Monday, April 8 vs. Baltimore (5-2, 1st, 2.0 GA BAL, NYY, TB)

7

	1	2	3	4	5	6	7	8	9		R	H	E
Baltimore	0	0	0	0	0	0	0	0	1	—	1	5	0
BOSTON	0	0	0	0	0	0	3	0	x	—	3	5	0

Winning Pitcher: BUCHHOLZ (2-0)

Losing Pitcher: Chen (0-1)

Save: HANRAHAN (3)

Home Runs: Baltimore: Jones (1); Boston: Nava (2)

Time of Game: 2:42

Attendance: 37,008

Daniel Nava hit a game-winning, 3-run home run in the 7th inning and the Red Sox beat the Orioles, 3-1, in their home opener...It was the Red Sox' 9th consecutive home-opening win, dating back to 2005...Clay Buchholz earned the win after tossing 7.0 scoreless innings, allowing 3 hits and walking 4 while fanning 8...Nava went 2-for-2, accounting for all of Boston's scoring...The home run was his 2nd in as many games and 4th in his previous 8 contests...Shane Victorino's single in the 1st inning extended his season-long hit streak to 7 games...Joel Hanrahan earned the save in his 1st-ever appearance at Fenway Park...Wei-Yin Chen suffered the loss, allowing 3 runs on 5 hits with 2 walks and 3 strikeouts.



Wednesday, April 10 vs. Baltimore (5-3, 1st, 1.0 GA BAL, NYY)

8

	1	2	3	4	5	6	7	8	9		R	H	E
Baltimore	1	0	0	2	0	0	0	0	5	—	8	6	0
BOSTON	0	1	2	0	0	2	0	0	0	—	5	5	2

Winning Pitcher: O'Day (1-0)

Losing Pitcher: HANRAHAN (0-1)

Save: Johnson (3)

Home Runs: Baltimore: Markakis (1), Davis (5), Machado (1); Boston: Nava (3), Saltalamacchia (1)

Time of Game: 2:53 (0:43 delay)

Attendance: 30,862

Closer Joel Hanrahan blew his 1st save of the year, surrendering 5 runs to the Orioles in the 9th inning of an 8-5 loss...Ryan Dempster, in his Red Sox debut at Fenway Park, did not factor in the decision after allowing 3 runs (1 ER) on 3 hits and 2 walks while striking out 7 over 5.0 innings...Daniel Nava and Jarrod Saltalamacchia gave the Red Sox a 5-3 lead in the 6th inning with back-to-back home runs...Nava's homer was his 3rd in as many games...Saltalamacchia went 3-for-4 with 2 doubles and 2 RBI to go along with the homer...Rain delayed the game for 43 minutes between the 5th and 6th innings...With an attendance of 30,862, the sellout streak at Fenway Park, which started 5/15/03 and spanned 820 games including the postseason, came to an end.

2013 GAME BY GAME SUMMARIES, CONTINUED


Thursday, April 11 vs. Baltimore
(5-4, T-1st, 0.5 GA NYY)
9

	1	2	3	4	5	6	7	8	9		R	H	E
Baltimore	0	1	0	0	1	0	1	0	0	—	3	9	0
BOSTON	0	0	2	0	0	0	0	0	0	—	2	8	0

Winning Pitcher: Matusz (1-0)

Losing Pitcher: MORTENSEN (0-1)

Save: Johnson (4)

Home Runs: Baltimore: Davis (6); Boston: None

Time of Game: 3:15

Attendance: 27,704

The Red Sox dropped their 1st series of the season and lost back-to-back games for the 1st time in 2013, falling to Baltimore, 3-2....Alfredo Aceves did not earn a decision, giving up 2 runs on 6 hits with 3 walks and 4 strikeouts over 5.0 innings...Dustin Pedroia's RBI single in the 3rd inning extended his streak to 19 games reaching base safely since 9/21/12 (.329, 23-for-70)...Mike Napoli went 2-for-4 and drove in his 8th run of the season with an RBI single in the 3rd inning...Koji Uehara tossed 0.1 innings to extend his scoreless-outings streak to 18 games dating back to 9/1/12....Alex Wilson made his ML debut with 1.0 scoreless inning...Chris Tillman went 5.1 innings, allowing 2 runs on 6 hits.


Saturday, April 13 vs. Tampa Bay
(6-4, 1st, 0.5 GA BAL)
10

	1	2	3	4	5	6	7	8	9	10		R	H	E
Tampa Bay	0	0	1	0	0	0	1	0	0	0	—	1	6	1
BOSTON	0	0	0	0	1	0	0	0	0	1	—	2	7	0

Winning Pitcher: TAZAWA (2-0)

Losing Pitcher: Gomes (0-1)

Save: None

Home Runs: Tampa Bay: None; Boston: Ross (1)

Time of Game: 3:23

Attendance: 33,039

Shane Victorino drove in Jacoby Ellsbury with an infield single in the bottom of the 10th inning, lifting the Red Sox to their 1st walk-off victory of the season, 2-1, over the Rays...It was the 5th walk-off hit of Victorino's career and 1st since 7/8/09 vs. CIN with PHI...Jon Lester allowed 1 run on 5 hits and a walk while striking out 5 over 7.0 innings, but did not factor in the decision...Lester moved past Luis Tiant (1,075 K's) into 6th place on the club's all-time strikeout list with 1,078 in his career...David Ross hit his 1st home run as a member of the Red Sox in the 5th inning, tying the game at 1...It was his 1st career home run in the AL after hitting 84 in the NL...David Price went 6.0 innings and recorded 8 strikeouts.


Sunday, April 14 vs. Tampa Bay
(7-4, 1st, 1.0 GA NYY)
11

	1	2	3	4	5	6	7	8	9		R	H	E
Tampa Bay	0	0	0	0	0	0	0	0	0	—	0	3	1
BOSTON	0	0	4	0	0	0	0	1	x	—	5	8	0

Winning Pitcher: BUCHHOLZ (3-0)

Losing Pitcher: Cobb (1-1)

Save: None

Home Runs: Tampa Bay: None; Boston: None

Time of Game: 2:49

Attendance: 35,198

Clay Buchholz took a no-hitter into the 8th inning, combining with Andrew Miller for a 3-hit shutout in a 5-0 win over Tampa Bay...Buchholz's no-hit bid ended when Kelly Johnson singled to lead off the 8th inning...In all, he gave up just 2 hits and 4 walks with 11 strikeouts over 8.0 scoreless innings, improving to 3-0...He became the 1st Sox pitcher to hold opponents to 1 run or fewer over at least 7.0 innings in each of his 1st 3 outings of the season since Pedro Martinez in 1998...Mike Napoli drove in the game's 1st 2 runs with a bases-loaded double in the 3rd inning...Dustin Pedroia collected his 5th multi-hit game of the year, going 3-for-4 with a double and a run...Alex Cobb took the loss after allowing 4 runs (3 ER) in 6.2 innings.


Monday, April 15 vs. Tampa Bay
(8-4, 1st, 1.5 GA NYY)
12

	1	2	3	4	5	6	7	8	9		R	H	E
Tampa Bay	0	0	0	1	0	0	0	0	1	—	2	4	0
BOSTON	1	0	0	0	1	0	0	0	1	—	3	4	0

Winning Pitcher: BAILEY (1-0)

Losing Pitcher: Peralta (0-1)

Save: None

Home Runs: Tampa Bay: Longoria (1); Boston: Saltalamacchia (2)

Time of Game: 3:03

Attendance: 37,449

Mike Napoli's RBI double in the 9th inning lifted the Red Sox to their 3rd straight victory and 2nd walk-off win in that span, 3-2, over Tampa Bay...Ryan Dempster did not factor in the decision, despite allowing 2 hits and striking out 10 over 7.0 innings of 1-run ball...He walked 2 and surrendered only a solo home run to Evan Longoria...He joined Clay Buchholz as the 1st starters in Red Sox history to strike out at least 10 while allowing 2 or fewer hits in consecutive games (Elias Sports Bureau)...Jacoby Ellsbury tripled to lead off the game and scored the contest's 1st run...Jarrod Saltalamacchia hit his 2nd home run of the year, a solo shot in the 5th inning...Jeremy Hellickson did not factor in the decision after allowing 2 runs over 7.0 innings with 9 strikeouts.

	Tuesday, April 16 at Cleveland (9-4, 1st, 1.5 GA NYY)										13
--	--	--	--	--	--	--	--	--	--	--	-----------

	1	2	3	4	5	6	7	8	9		R	H	E
BOSTON	0	7	0	0	0	0	0	0	0	—	7	6	0
Cleveland	0	1	0	0	1	0	0	0	0	—	2	6	0

Winning Pitcher: DOUBRONT (1-0)**Losing Pitcher:** Jimenez (0-2)**Save:** None**Home Runs:** Boston: None; Cleveland: None**Time of Game:** 3:30**Attendance:** 9,143

The Red Sox beat the Indians, 7-2, in the 1st of a 3-game set, scoring all 7 runs in the 2nd inning...The win was Boston's 5th straight series-opening victory, the 1st time they opened the season with 5 straight series-opening wins since 2006...It was the 1st 9.0-inning game in modern major league history in which the teams combined for at least 15 walks and at least 25 strikeouts (Elias Sports Bureau)...Felix Doubront earned his 1st win of the season, allowing 2 runs on 4 hits with 4 walks and 7 strikeouts over 5.0 innings...Mike Napoli went 2-for-5 with 2 doubles and a team-high 3 RBI, giving him 11 RBI in his previous 8 games...Jacoby Ellsbury went 1-for-5 with a run, RBI, and his ML-leading 6th stolen base.

	Wednesday, April 17 at Cleveland (10-4, 1st, 1.5 GA NYY)										14
---	---	--	--	--	--	--	--	--	--	--	-----------

	1	2	3	4	5	6	7	8	9		R	H	E
BOSTON	3	0	0	0	1	1	0	1	0	—	6	15	0
Cleveland	0	0	0	0	0	3	0	0	0	—	3	7	1

Winning Pitcher: ACEVES (1-0)**Losing Pitcher:** Masterson (3-1)**Save:** BAILEY (1)**Home Runs:** Boston: None; Cleveland: Swisher (2), Giambi (1)**Time of Game:** 3:24**Attendance:** 10,282

The Red Sox jumped out to a 5-0 lead, eventually winning their 5th straight game, 6-3, over Cleveland...Alfredo Aceves picked up the win, allowing 3 runs on 7 hits with 3 walks and 2 strikeouts over 5.0 innings...Mike Napoli went 2-for-5 with a double and 2 RBI, giving him 13 RBI in his previous 9 games...In his 1st start as a Red Sox, Mike Carp collected 3 extra-base hits (2 2B, 3B), becoming the 3rd Sox player with 3 extra-base hits in his 1st start for the club (last, Eric Hinske on 8/18/06 vs. NYY)...After Aceves departed in the 6th inning, Junichi Tazawa, Koji Uehara, and Andrew Bailey combined for 4.0 hitless innings and 8 K's, with Bailey earning his 1st save of the year...Justin Masterson took the loss, allowing 4 runs in 5.0 innings.

	Thursday, April 18 at Cleveland (11-4, 1st, 2.5 GA NYY)										15
---	--	--	--	--	--	--	--	--	--	--	-----------

	1	2	3	4	5	6	7	8	9		R	H	E
BOSTON	0	1	0	1	1	0	3	0	0	—	6	9	0
Cleveland	0	1	0	0	1	0	0	1	0	—	3	6	1

Winning Pitcher: LESTER (3-0)**Losing Pitcher:** McAllister (1-2)**Save:** BAILEY (2)**Home Runs:** Boston: Saltalamacchia (3); Cleveland: None**Time of Game:** 3:13**Attendance:** 12,936

The Red Sox completed a 3-game sweep of Cleveland with their 6th straight win overall, 6-3...It was Boston's 2nd straight 3-game series sweep, marking the 1st time the club swept consecutive series since taking 3 straight from 6/3-12/11...Jon Lester improved to 3-0, holding the Indians to 2 runs on 4 hits with 1 walk and 5 strikeouts over 7.0 innings...It marked the 3rd time in his career that Lester won his 1st 3 decisions of a season (also, 2006, 2007)...Mike Napoli extended his RBI streak to 5 games, going 2-for-5 with a triple, 2 runs, and 1 RBI...Dustin Pedroia reached base for the 15th consecutive game, going 1-for-4 with an RBI, walk, and 2 stolen bases...Andrew Bailey collected his 2nd straight save with a 1-2-3 9th inning.


	Saturday, April 20 vs. Kansas City (12-4, 1st, 2.0 GA NYY)										16
---	---	--	--	--	--	--	--	--	--	--	-----------

	1	2	3	4	5	6	7	8	9		R	H	E
Kansas City	0	0	0	0	1	0	1	0	1	—	3	10	1
BOSTON	0	0	0	0	0	1	0	3	x	—	4	7	1

Winning Pitcher: BUCHHOLZ (4-0)**Losing Pitcher:** Herrera (1-2)**Save:** BAILEY (3)**Home Runs:** Kansas City: Cain (1); Boston: Nava (4)**Time of Game:** 2:58**Attendance:** 35,152

Daniel Nava hit a game-winning, 3-run home run in the 8th inning, lifting the Red Sox to their 7th straight win, 4-3, over the Royals...Clay Buchholz remained undefeated, allowing 2 runs over 8.0 innings for his 4th win...The right-hander gave up 8 hits and 1 walk with 6 strikeouts...He became the 1st Red Sox pitcher to allow 2 runs or less and go at least 7.0 innings in each of his 1st 4 starts of a season since Pedro Martinez in 1998...David Ortiz went 2-for-4 in his season debut, including a game-tying RBI single in the 6th inning for the 1st Red Sox run...Dustin Pedroia drew 2 walks, reaching base safely in all of the team's 16 games...James Shields allowed 1 run over 6.0 innings, but did not factor in the decision.

2013 GAME BY GAME SUMMARIES, CONTINUED

	Sunday, April 21 vs. Kansas City (G1) (12-5, 1st, 2.0 GA NYY)										17
--	--	--	--	--	--	--	--	--	--	--	-----------

	1	2	3	4	5	6	7	8	9		R	H	E
Kansas City	1	0	0	3	0	0	0	0	0	—	4	8	0
BOSTON	2	0	0	0	0	0	0	0	0	—	2	8	0

Winning Pitcher: Santana (2-1)

Losing Pitcher: DEMPSTER (0-2)

Save: Holland (4)

Home Runs: Kansas City: Escobar (2); Boston: None

Time of Game: 2:54

Attendance: 31,483

The Red Sox 7-game winning streak ended with a 4-2 loss in the 1st game of a doubleheader with the Royals...Ryan Dempster took the loss and allowed 4 runs, ending the club's franchise-high streak of 16 consecutive games to begin the season with starters giving up 3 total runs or fewer...It tied for the longest such streak to begin a season by an AL team with the 1978 and 1981 Athletics...Dempster went 7.0 innings, allowing 6 hits and 3 walks with 8 K's...David Ortiz went 3-for-4 with a double and RBI, hitting safely in his previous 14 games since 7/2/12...Dustin Pedroia (1-for-4) reached base for the 17th straight game...Ervin Santana earned the win, allowing 2 runs on 6 hits in 7.0 innings of work.

	Sunday, April 21 vs. Kansas City (G2) (12-6, 1st, 1.5 GA NYY)										18
---	--	--	--	--	--	--	--	--	--	--	-----------

	1	2	3	4	5	6	7	8	9	10		R	H	E
Kansas City	1	0	0	0	2	0	0	1	0	1	—	5	9	1
BOSTON	0	2	1	0	1	0	0	0	0	0	—	4	9	1

Winning Pitcher: Herrera (2-2)

Losing Pitcher: MILLER (0-1)

Save: Holland (5)

Home Runs: Kansas City: Kottaras (1), Gordon (1), Butler (3); Boston: Napoli (3)

Time of Game: 3:11

Attendance: 33,270

The Red Sox were swept in their doubleheader with Kansas City, losing the nightcap, 5-4, in 10 innings...The Sox had not been swept in a doubleheader since 9/4/10 vs. CWS...Allen Webster did not factor in the decision in his ML debut, allowing 3 runs (2 ER) on 5 hits and 1 walk with 5 strikeouts in 6.0 innings...He left with a 4-3 lead, with both earned runs coming on solo homers in the 5th inning...He was the 1st Sox pitcher to allow 2 ER or less over at least 6.0 IP in his ML debut since Justin Masterson on 4/24/08 vs. LAA (1 ER/6.0 IP)...Mike Napoli finished a triple shy of the cycle, going 3-for-5 and driving in his team-leading 20th RBI...Koji Uehara's 22-outing (18.1 IP) scoreless streak ended when he allowed a solo homer in the 8th inning.

	Monday, April 22 vs. Oakland (13-6, 1st, 2.0 GA BAL)										19
---	---	--	--	--	--	--	--	--	--	--	-----------

	1	2	3	4	5	6	7	8	9		R	H	E
Oakland	0	2	0	0	1	0	0	3	0	—	6	5	2
BOSTON	0	1	0	3	5	0	0	0	x	—	9	9	0

Winning Pitcher: DOUBRONT (2-0)

Losing Pitcher: Griffin (2-1)

Save: BAILEY (4)

Home Runs: Oakland: None; Boston: Middlebrooks (5), Napoli (4)

Time of Game: 3:29

Attendance: 28,926

Mike Napoli hit a grand slam and Will Middlebrooks added a 3-run blast in the Red Sox' 9-6 win over Oakland...Napoli's 25 RBI on the season matched the most by a Red Sox in the team's 1st 19 games of a season since 1942 (also, Mo Vaughn in 1995)...He also doubled, scored 2 runs, and drove in 5...Felix Doubront earned the win, improving to 2-0, after allowing 3 runs on 3 hits over 6.2 IP...The lefty struck out 8 and walked 5...David Ortiz doubled in the 2nd inning, extending his hit streak to 15 games at .451 (23-for-51)...Dustin Pedroia did not reach base, ending his streak at 18 games...It marked the longest such streak for a Sox to start a season since Manny Ramirez in 2001 (23 G).

	Tuesday, April 23 vs. Oakland (13-7, 1st, 1.0 GA BAL)										20
---	--	--	--	--	--	--	--	--	--	--	-----------

	1	2	3	4	5	6	7	8	9		R	H	E
Oakland	0	0	6	2	4	1	0	x	x	—	13	13	0
BOSTON	0	0	0	0	0	0	0	x	x	—	0	3	2

Winning Pitcher: Colon (3-0)

Losing Pitcher: ACEVES (1-1)

Save: None

Home Runs: Oakland: Smith (2); Boston: None

Time of Game: 2:33 (0:37 delay)

Attendance: 29,006

In a rain-shortened affair, the Red Sox lost to Oakland, 13-0, the 3rd loss in their previous 4 games...The game went into a 37-minute delay after the 7th inning before umpires called it due to rain and wet grounds...The loss marked the Red Sox' largest margin of defeat in a shutout since falling, 13-0, at TB on 4/30/09...Alfredo Aceves took the loss after surrendering 8 runs (7 ER) on 7 hits and 4 walks while striking out 3 over 3.1 innings...It snapped Boston's streak of 19 games to begin the season with its starters giving up no more than 4 runs...Steven Wright made his major league debut, tossing 3.2 innings of relief and allowing 5 runs on 6 hits with 4 strikeouts...Bartolo Colon tossed a 7.0-inning, complete-game shutout, limiting the Sox to 3 hits.


Wednesday, April 24 vs. Oakland
(14-7, 1st, 2.0 GA BAL)
21

	1	2	3	4	5	6	7	8	9		R	H	E
Oakland	0	0	0	3	0	0	1	1	0	—	5	9	0
BOSTON	0	0	0	3	3	0	0	0	x	—	6	10	0

Winning Pitcher: LESTER (4-0)

Losing Pitcher: Anderson (1-4)

Save: BAILEY (5)

Home Runs: Oakland: Young 2 (4); Boston: None

Time of Game: 3:40

Attendance: 29,274

Jon Lester improved to 4-0 as the Red Sox won the rubber game of a 3-game set with Oakland, 6-5...It was Boston's 5th series win in 7 chances to start the season...Lester allowed 3 runs on 6 hits and 6 walks while striking out 5 over 5.2 innings...With his 89th career win, he passed Bruce Hurst (88 wins) and matched Babe Ruth for 5th among Sox all-time lefty leaders...David Ortiz went 2-for-4 with a double, run, and an RBI, extending his hit streak to 16 games overall...He improved to 8-for-16 (.500) in his 1st 4 games of the season since returning from the DL...Mike Napoli doubled and drove in his 26th run of the season...His 26 RBI matched the most by a Red Sox in the team's 1st 21 games of a season since 1941 (also, Mo Vaughn in 1995).


Thursday, April 25 vs. Houston
(15-7, 1st, 2.0 GA BAL)
22

	1	2	3	4	5	6	7	8	9		R	H	E
Houston	0	1	1	0	0	0	0	0	0	—	2	7	1
BOSTON	4	0	1	0	2	0	0	0	x	—	7	11	0

Winning Pitcher: BUCHHOLZ (5-0)

Losing Pitcher: Humber (0-5)

Save: None

Home Runs: Houston: None; Boston: Ortiz (1)

Time of Game: 2:59

Attendance: 30,093

Clay Buchholz became the 1st ML pitcher to reach 5 wins, holding the Astros to 2 runs over 7.2 innings in the Red Sox' 7-2 win over Houston...Buchholz gave up 6 hits, walked 2, and struck out 10...His 1.19 ERA (5 ER/37.2 IP) was the lowest by a Sox through his 1st 5 starts of a season since Roger Clemens posted a 0.66 ERA to begin 1991 (Elias Sports Bureau)...David Ortiz went 3-for-4 with 3 runs, 2 RBI, and his 1st home run of the season...He extended his hitting streak to 17 games overall dating back to 7/2/12 (.475, 28-for-59)...Mike Carp started in left field, going 2-for-4 with a double and 2 runs scored...Daniel Bard made his 2013 ML debut, tossing a scoreless 9th inning...Philip Humber surrendered 7 runs on 10 hits for the loss.


Friday, April 26 vs. Houston
(16-7, 1st, 2.0 GA BAL)
23

	1	2	3	4	5	6	7	8	9		R	H	E
Houston	0	0	1	0	1	0	1	0	0	—	3	7	0
BOSTON	1	1	1	2	1	0	0	1	x	—	7	17	2

Winning Pitcher: DEMPSTER (1-2)

Losing Pitcher: Bedard (0-2)

Save: None

Home Runs: Houston: None; Boston: Ross 2 (3), Middlebrooks (6), Ortiz (2)

Time of Game: 3:49

Attendance: 29,312

David Ross had his 1st multi-homer performance as a Red Sox, hitting 2 longballs in a 7-3 win over Houston...Ryan Dempster earned his 1st win as a member of the Sox after allowing 2 runs over 6.0 innings...He gave up 4 hits and 3 walks while fanning 10...With his 5th straight start recording at least 7 K's, he matched Pedro Martinez (1998) for the longest such streak to begin a Red Sox career since at least 1916...Mike Napoli knocked 2 doubles, giving him 13 doubles and 18 XBH in April (13 2B, 3B, 4 HR), both new single-season franchise records for the month...Will Middlebrooks and David Ortiz each hit solo shots...Red Sox pitchers combined for 14 K's, setting a new club record (232) for strikeouts in any single month (previous 231 in 9/00).


Saturday, April 27 vs. Houston
(17-7, 1st, 2.0 GA BAL)
24

	1	2	3	4	5	6	7	8	9		R	H	E
Houston	2	0	0	0	0	0	1	1	0	—	4	5	1
BOSTON	0	4	0	1	0	0	3	0	x	—	8	12	1

Winning Pitcher: DOUBRONT (3-0)

Losing Pitcher: Peacock (1-3)

Save: None

Home Runs: Houston: None; Boston: None

Time of Game: 3:40

Attendance: 34,726

The Red Sox improved to 17-7 with an 8-4 win over Houston...The victory gave them the best record in the majors and it marked the franchise's best start since also going 17-7 in 2002...Felix Doubront earned the win after allowing 3 runs on 4 hits, 4 walks, and a hit batter over 6.2 innings...Doubront struck out 8 hitters, becoming the 3rd consecutive Red Sox starter with at least 8 K's...David Ortiz went 2-for-3 with a double, 3 RBI, and a walk, extending his hit streak to 19 games (.470, 31-for-66)...His walk in the 6th inning gave him 827 in his career, passing Harry Hooper (826) for sole possession of 5th place on the Red Sox all-time list...Will Middlebrooks collected his 2nd straight multi-hit game, going 2-for-3 with 2 runs, a double, and a walk.

2013 GAME BY GAME SUMMARIES, CONTINUED


Sunday, April 28 vs. Houston
(18-7, 1st, 2.5 GA NYY)
25

	1	2	3	4	5	6	7	8	9		R	H	E
Houston	1	0	0	0	0	0	0	0	0	—	1	7	2
BOSTON	1	0	0	2	2	0	1	0	x	—	6	11	1

Winning Pitcher: LACKEY (1-1)

Losing Pitcher: Norris (3-3)

Save: None

Home Runs: Houston: None; Boston: None

Time of Game: 2:56

Attendance: 36,527

The Red Sox won their 5th straight game, completing a 4-game sweep of the Astros with a 6-1 victory...They went 7-3 during their 10-game homestand, winning 13 of their previous 16 contests overall...John Lackey earned his 1st win of 2013, holding Houston to 1 run on 5 hits and 2 walks while fanning 4 over 6.0 innings...He retired 13 in a row between the 2nd and 6th innings...David Ortiz extended his hit streak to 20 games, going 2-for-4 with a double and 2 RBI...He became the 4th Red Sox to hit safely in 20+ games over 2 seasons since 1916...Mike Carp went 2-for-3 with a double, RBI, run, and walk, improving to .526 (10-for-19) over his previous 8 games since 4/17...Bud Norris went 6.0 innings, surrendering 5 runs (3 ER) for the loss.


Tuesday, April 30 at Toronto
(18-8, 1st, 2.0 GA NYY)
26

	1	2	3	4	5	6	7	8	9		R	H	E
BOSTON	0	0	0	2	1	1	3	0	0	—	7	9	1
Toronto	1	0	3	0	2	0	2	1	x	—	9	9	1

Winning Pitcher: Delabar (2-1)

Losing Pitcher: TAZAWA (2-1)

Save: Janssen (7)

Home Runs: Boston: Ortiz (3), Carp (1), Gomes (1); Toronto: Encarnacion 2 (9)

Time of Game: 3:14

Attendance: 22,915

Despite a 9-7 loss to the Blue Jays, the Red Sox matched their club record with 18 wins in April and finished the month with the best record in the majors at 18-8...Jon Lester did not factor in the decision after allowing 6 runs (5 ER) on 6 hits with 2 walks and 5 K's over 6.0 innings...David Ortiz went 2-for-5 with a double, homer, and 4 RBI, hitting .500 (18-for-36) with 15 RBI in 9 games since coming off the DL on 4/20...Ortiz became the 3rd player since 1920 to hit .500 or better with at least 15 RBI over his 1st 9 games of a season, joining Dave Winfield (1988) and Willie Mays (1964) (Elias Sports Bureau)...Mike Carp and Jonny Gomes each hit their 1st home runs of the season, both solo shots.


Wednesday, May 1 at Toronto
(19-8, 1st, 2.0 GA NYY)
27

	1	2	3	4	5	6	7	8	9		R	H	E
BOSTON	0	2	0	2	0	0	4	0	2	—	10	15	0
Toronto	0	0	0	0	0	0	0	1	0	—	1	4	1

Winning Pitcher: BUCHHOLZ (6-0)

Losing Pitcher: Buehrle (1-2)

Save: None

Home Runs: Boston: Drew (1), Napoli 2 (6), Nava (5), Carp (2); Toronto: None

Time of Game: 2:52

Attendance: 21,094

Clay Buchholz tossed 7.0 scoreless innings of 2-hit ball and Red Sox hitters combined for 5 home runs in a 10-1 drubbing of Toronto...Buchholz became the 1st major league pitcher to go at least 7.0 innings and allow 2 runs or fewer in his 1st 6 starts of a season since Roger Clemens did it for Boston in 1991 (7 starts)...Buchholz issued 3 walks and struck out 8, becoming the 1st ML pitcher to win 6 games...Mike Napoli homered twice, doubled, and drove in 4 runs...His 21 extra-base hits on the year were the most by a Red Sox in the club's 1st 27 games of a season since at least 1916...Stephen Drew (1), Daniel Nava (5), and Mike Carp (2) also homered, with Carp's longball marking his 2nd in as many days.


Thursday, May 2 at Toronto
(20-8, 1st, 2.5 GA NYY)
28

	1	2	3	4	5	6	7	8	9		R	H	E
BOSTON	0	2	0	0	0	1	0	0	0	—	3	6	0
Toronto	1	0	0	0	0	0	0	0	0	—	1	7	2

Winning Pitcher: DEMPSTER (2-2)

Losing Pitcher: Happ (2-2)

Save: HANRAHAN (4)

Home Runs: Boston: None; Toronto: Lawrie (3)

Time of Game: 3:22

Attendance: 25,851

Ryan Dempster held the Blue Jays to 1 run over 6.0 innings as the Red Sox recorded their 20th win of the season, 3-1...It marked the earliest calendar date in franchise history the team recorded its 20th win...Dempster evened his record at 2-2, allowing 4 hits and 3 walks with 4 strikeouts...Down 1-0 in the 2nd inning, Mike Carp's RBI single and a Stephen Drew sacrifice fly gave the Red Sox a 2-1 lead...Carp improved to hitting .556 (5-for-9) with a double, 2 homers, and 4 RBI with a hit in each of his previous 4 games...Jonny Gomes was the only Sox player with multiple hits, going 2-for-5 with a double and a walk...Joel Hanrahan tossed a scoreless 9th inning for his 4th save of the season and 100th of his career...J.A. Happ took the loss after issuing 7 walks in just 3.2 innings.

2013 GAME BY GAME SUMMARIES, CONTINUED


Friday, May 3 at Texas
(20-9, 1st, 2.5 GA NYY)
29

	1	2	3	4	5	6	7	8	9		R	H	E
BOSTON	0	0	0	0	0	0	0	0	0	—	0	6	2
Texas	0	1	0	5	1	0	0	0	x	—	7	18	0

Winning Pitcher: Holland (2-2)

Losing Pitcher: DOUBRONT (3-1)

Save: None

Home Runs: Boston: None; Texas: None

Time of Game: 3:04

Attendance: 42,441

The Red Sox lost the 1st game of a 3-game set in Texas, 7-0, just their 2nd loss in their previous 9 tilts...It marked the team's 2nd series-opening loss of the season (8-2) and 3rd shutout loss of the year (2-3)...Felix Doubront earned his 1st loss of the season, allowing 6 runs on 12 hits with 1 walk and 2 K's in 3.2 innings...David Ortiz went 1-for-4, extending his hit streak to 23 games overall (.451, 37-for-82, 9 2B, 5 HR, 21 RBI)...Jacoby Ellsbury was the only Red Sox with multiple hits, going 2-for-5...Clayton Mortensen made his 3rd straight scoreless appearance (4.0 IP), stranding a runner in the 7th inning and tossing a scoreless 8th (1.2 IP, 1 H, 1 K)...Derek Holland earned the win, holding the Sox scoreless through 8.0 innings with 9 strikeouts.


Saturday, May 4 at Texas
(20-10, 1st, 1.5 GA NYY)
30

	1	2	3	4	5	6	7	8	9		R	H	E
BOSTON	0	1	0	0	0	0	0	0	0	—	1	7	2
Texas	1	0	0	2	0	0	0	2	x	—	5	10	0

Winning Pitcher: Ogando (3-2)

Losing Pitcher: LACKEY (1-2)

Save: None

Home Runs: Boston: None; Texas: Kinsler (6), Gentry (1)

Time of Game: 2:55

Attendance: 47,173

The Red Sox lost their 2nd straight game to the Rangers, 5-1...John Lackey took the loss, joining Felix Doubront as the 1st Red Sox starters to be credited with a loss in consecutive games in 2013...Lackey went 5.0 innings, allowing 3 runs on 6 hits with 3 walks and 4 K's...David Ortiz doubled and scored the Sox only run, extending his hit streak to 24 games (.442, 38-for-86) dating back to 7/2/12...The double was the 382nd of his career with Boston, moving past Bobby Doerr (381) for 5th place on the club's all-time doubles list...Jacoby Ellsbury stole his major league-leading 12th base of the season and extended his hit streak to 5 games (.381, 8-for-21), going 2-for-5...Alexi Ogando allowed 1 run on 6 hits over 6.0 innings for the win.


Sunday, May 5 at Texas
(20-11, 1st, 1.5 GA BAL, NYY)
31

	1	2	3	4	5	6	7	8	9		R	H	E
BOSTON	2	1	0	0	0	0	0	0	0	—	3	5	0
Texas	0	0	1	0	0	2	0	0	1	—	4	9	0

Winning Pitcher: Nathan (1-0)

Losing Pitcher: MORTENSEN (0-2)

Save: None

Home Runs: Boston: Ortiz (4), Ross (4); Texas: Moreland (4), Cruz (7)

Time of Game: 3:35

Attendance: 46,228

After taking a 3-0 lead in the 1st 2 innings, the Red Sox lost to the Rangers in walk-off fashion, 4-3, completing a 3-game sweep...Jon Lester did not factor in the decision, allowing 3 runs on 5 hits with 3 walks and 7 strikeouts in 6.0 innings...Clayton Mortensen suffered the loss after Adrian Beltre's RBI single with 2 outs in the 9th inning plated Elvis Andrus with the winning run...David Ortiz hit his 4th home run of the season, a 2-run shot in the 1st inning that extended his hit streak to 25 games (.438, 39-for-89)...David Ross extended the Red Sox' lead to 3-0 with a solo homer in the 2nd inning...It was the backstop's 3rd home run in his previous 4 games...Yu Darvish struck out 14 over 7.0 innings in a no-decision.


Monday, May 6 vs. Minnesota
(21-11, 1st, 2.0 GA BAL, NYY)
32

	1	2	3	4	5	6	7	8	9	10	11		R	H	E
Minnesota	2	0	0	1	1	0	0	0	1	0	0	—	5	10	0
BOSTON	0	0	0	1	1	1	1	1	0	0	1	—	6	17	1

Winning Pitcher: MORTENSEN (1-2)

Losing Pitcher: Burton (0-1)

Save: None

Home Runs: Minnesota: Dozier (1); Boston: Victorino (1), Drew (2), Pedroia (1)

Time of Game: 4:44

Attendance: 31,088

Stephen Drew hit a walk-off RBI double, lifting the Red Sox to a 6-5 win over Minnesota in 11 innings...Drew collected 4 hits total and drove in 3 runs, including a game-tying solo homer in the 7th inning...It marked the Red Sox' 3rd walk-off victory of the season and was their 6th straight home win...Clay Buchholz allowed 4 runs on 7 hits with 9 strikeouts over 6.0 innings...He did not factor in the decision after winning his 1st 6 starts of the season...Shane Victorino went 3-for-5 with a solo home run in the 4th inning...It was his 1st homer as a member of the Red Sox, his 1st homer as an AL player, and 1st of his career at Fenway Park...Dustin Pedroia gave the Red Sox a 5-4 lead with a solo homer in the 8th inning, his 1st longball of the season.

2013 GAME BY GAME SUMMARIES, CONTINUED


Tuesday, May 7 vs. Minnesota
(21-12, 1st, 1.0 GA BAL)
33

	1	2	3	4	5	6	7	8	9		R	H	E
Minnesota	0	0	0	0	1	0	1	4	0	—	6	8	0
BOSTON	0	0	0	0	0	0	0	0	1	—	1	4	3

Winning Pitcher: Diamond (3-2)

Time of Game: 3:01

Losing Pitcher: DEMPSTER (2-3)

Attendance: 30,549

Save: None

Home Runs: Minnesota: Doumit (1); Boston: Saltalamacchia (4)

Jarrold Saltalamacchia's 9th-inning solo home run accounted for all of the Red Sox' scoring in a 6-1 loss to the Twins...Ryan Dempster took the loss after allowing 4 runs (2 ER) on 5 hits and a walk while striking out 8 over 7.0+ innings...Dempster averaged 10.70 strikeouts per 9.0 innings (103 K's/86.2 IP) over his previous 15 starts, fanning 7 or more batters in a game 12 times in that span...David Ortiz singled in the 2nd inning to extend his hit streak to 27 games since 7/2/12, batting .423 (41-for-97)...It marked the longest hit streak by a Red Sox since Manny Ramirez's 27-gamer from 7/15-8/12/06...Scott Diamond held the Sox scoreless over 7.0 3-hit innings and did not issue a walk, earning the win.


Wednesday, May 8 vs. Minnesota
(21-13, T-1st, 1.0 GA NYN)
34

	1	2	3	4	5	6	7	8	9		R	H	E
Minnesota	4	7	0	1	2	0	0	0	1	—	15	19	0
BOSTON	5	1	0	0	0	0	1	1	0	—	8	12	1

Winning Pitcher: Pressly (1-0)

Time of Game: 3:42

Losing Pitcher: WEBSTER (0-1)

Attendance: 29,969

Save: None

Home Runs: Minnesota: Doumit (2), Florimon (1); Boston: Gomes (2), Victorino (2)

The Red Sox lost their 2nd straight game and 5th in their previous 7, dropping a 15-8 decision to Minnesota...Allen Webster took the loss after allowing 8 runs on 6 hits and 3 walks with 2 strikeouts in 1.2 innings...It was the shortest start by a Red Sox within his 1st 2 major league appearances since Tomo Ohka's ML debut on 7/19/99 vs. FLA (5 R/2 ER in 1.0 IP)...Felix Doubront pitched 5.1 innings in relief in his 1st appearance out of the bullpen since 9/25/10 at NYN...The lefty gave up 6 runs on 11 hits...David Ortiz went hitless to snap his career-long hit streak at 27 games overall since 7/2/12, and at 15 games to begin the season...Jonny Gomes hit a grand slam in the 1st inning that tied the game at 4, his 4th career slam.


Thursday, May 9 vs. Minnesota
(21-14, T-1st, 4.5 GA TB)
35

	1	2	3	4	5	6	7	8	9		R	H	E
Minnesota	0	0	0	0	1	4	0	0	0	—	5	6	1
BOSTON	0	0	1	1	0	1	0	0	0	—	3	9	2

Winning Pitcher: Correia (4-2)

Time of Game: 3:04

Losing Pitcher: LACKEY (1-3)

Attendance: 31,571

Save: Perkins (8)

Home Runs: Minnesota: Arcia (3); Boston: None

The Red Sox lost their 3rd straight game and 6th in their last 8 contests, falling to the Twins, 5-3...John Lackey allowed 5 runs (1 ER) on 6 hits and a walk while striking out 8 over 7.0 innings, taking his 3rd loss of the season...It was his longest outing since also tossing 7.0 frames on 8/30/11 vs. NYN...Lackey allowed 3 earned runs or less in all 4 of his starts to start the season, his longest such streak to begin a season as a Red Sox...Mike Napoli knocked his 16th double of the season in the 6th inning, snapping a 6-game drought without an extra-base hit...David Ortiz (0-for-5) went hitless in consecutive games for the 1st time since 6/22-23/11...Kevin Correia earned the win after 5.1 innings of 3-run ball in his 1st career start against the Red Sox.


Friday, May 10 vs. Toronto
(22-14, T-1st, 4.5 GA TB)
36

	1	2	3	4	5	6	7	8	9		R	H	E
Toronto	0	0	0	0	0	0	0	0	0	—	0	1	2
BOSTON	0	1	0	0	0	0	4	0	x	—	5	10	0

Winning Pitcher: LESTER (5-0)

Time of Game: 2:46

Losing Pitcher: Ortiz (0-1)

Attendance: 33,606

Save: None

Home Runs: Toronto: None; Boston: None

Jon Lester hurled a complete-game shutout, lifting the Red Sox to a 5-0 win over Toronto that snapped their 3-game losing streak...Lester retired the 1st 17 batters he faced before No. 9 hitter Maicer Izturis doubled with 2 out in the top of the 6th for the Jays' only hit...He became the 1st Red Sox pitcher to allow 1 base runner or less in a complete game since Josh Beckett also tossed a complete game 1-hitter on 6/15/11 at TB...Will Middlebrooks went 2-for-4 with 2 doubles and an RBI, giving him 3 2-baggers in his previous 2 games following 8 straight games without an extra-base hit from 4/28-5/7...Shane Victorino reached in 4 of 5 plate appearances, going 2-for-3 with 2 walks...Ramon Ortiz took the loss despite allowing just 1 run in 5.0 innings.


Saturday, May 11 vs. Toronto
(22-15, T-2nd, 1.0 GB NYY)
37

	1	2	3	4	5	6	7	8	9		R	H	E
Toronto	0	0	1	1	0	0	0	0	1	—	3	8	1
BOSTON	0	0	0	0	0	0	0	2	0	—	2	7	0

Winning Pitcher: Oliver (2-1)

Losing Pitcher: TAZAWA (2-2)

Save: Janssen (10)

Home Runs: Toronto: Lind (2); Boston: None

Time of Game: 2:42 (0:51 delay)

Attendance: 36,543

The Red Sox rallied to tie the score at 2 in the 8th inning, but Adam Lind hit a game-winning home run in the 9th as the Sox lost to Toronto, 3-2...Clay Buchholz did not factor in the decision despite allowing 2 runs on 6 hits and 3 walks with 4 strikeouts over 8.0 innings...Jacoby Ellsbury collected his 4th triple of the season in the 8th inning, driving in David Ross for the Red Sox' 1st run of the game...Dustin Pedroia went 2-for-4, improving to .481 (13-for-27) with 5 runs, a double, homer, 3 RBI, and 4 walks over his previous 7 games to raise his average from .293 to .329...He also stole his 8th base of the season in the 8th inning...Mark Buehrle did not factor in the decision, holding the Red Sox to 1 run on 5 hits over 7.0+ innings.


Sunday, May 12 vs. Toronto
(22-16, 3rd, 2.0 GB NYY)
38

	1	2	3	4	5	6	7	8	9		R	H	E
Toronto	0	2	1	2	1	4	0	0	2	—	12	12	0
BOSTON	0	0	0	1	0	0	0	2	0	—	4	10	1

Winning Pitcher: Jenkins (1-0)

Losing Pitcher: DEMPSTER (2-4)

Save: None

Home Runs: Toronto: Bautista (2 (9)), Bonifacio (1), Encarnacion (11), Lawrie (4); Boston: Napoli (7), Ciriaco (1)

Time of Game: 3:13

Attendance: 35,532

The Red Sox lost the rubber game with Toronto, 12-4, for their 3rd consecutive series loss...Ryan Dempster was saddled with the loss after allowing 6 runs on 7 hits, including 3 home runs, with 6 strikeouts and a walk over 5.0 innings...Red Sox pitchers combined to allow 5 home runs, their most in a game since also allowing 5 on 8/31/12 at OAK...Dustin Pedroia collected his 6th multi-hit game in his previous 8 contests, going 2-for-5 with a double and a run...Shane Victorino extended his hit streak to 5 games at .421 (8-for-19, 4 R, 2B, HR, RBI)...Mike Napoli went 3-for-4 with a double and his 7th home run of the season, a solo shot in the 4th inning...Chad Jenkins earned the win after allowing 2 runs over 5.0+ innings.


Tuesday, May 14 at Tampa Bay
(22-17, 3rd, 3.0 GB NYY)
39

	1	2	3	4	5	6	7	8	9		R	H	E
BOSTON	3	0	0	0	0	0	0	0	0	—	3	3	0
Tampa Bay	0	0	0	5	0	0	0	0	x	—	5	11	0

Winning Pitcher: Moore (7-0)

Losing Pitcher: LACKEY (1-4)

Save: Rodney (7)

Home Runs: Boston: Ortiz (5); Tampa Bay: None

Time of Game: 3:14

Attendance: 15,227

David Ortiz's 3-run home run in the 1st inning accounted for all of the Red Sox' scoring as they dropped the opening game of a 9-game road trip, 5-3, in TB...The home run was the 27th of Ortiz's career at Tropicana Field...John Lackey fell to 1-4 on the season after allowing 5 runs on 9 hits and 1 walk with 3 K's over 4.1 innings...Dustin Pedroia doubled, walked, and scored a run, extending his hit streak to 6 games, going 13-for-24 (.542) in that stretch...Stephen Drew had the only other Boston XBH, going 1-for-3 with a double and a walk...Andrew Miller (0.2 IP), Clayton Mortensen (1.2 IP), Craig Breslow (1.0 IP), and Alex Wilson (0.1 IP) combined for 3.2 innings of scoreless relief...Matt Moore earned the win, allowing 3 runs in 6.0 innings.


Wednesday, May 15 at Tampa Bay
(23-17, T-2nd, 2.0 GB NYY)
40

	1	2	3	4	5	6	7	8	9		R	H	E
BOSTON	0	0	8	0	0	0	0	1	0	—	9	10	0
Tampa Bay	0	0	2	0	0	0	0	0	0	—	2	9	0

Winning Pitcher: LESTER (6-0)

Losing Pitcher: Price (1-4)

Save: None

Home Runs: Boston: Drew (3), Middlebrooks (7); Tampa Bay: None

Time of Game: 3:31

Attendance: 15,767

Stephen Drew's grand slam highlighted the Red Sox' 8-run 3rd inning, helping them to a 9-2 win over the Rays...The grand slam was Drew's 1st since 4/28/11 vs. CHC while with ARI and was Boston's 3rd slam of the year, matching the club's total from 2012...Jon Lester improved to 6-0 after holding the Rays to 2 runs on 8 hits with 5 strikeouts over 7.0 innings...Lester joined Clay Buchholz as the 1st Red Sox teammates since at least 1915 to go undefeated with at least 6 wins each over the team's 1st 40 games of a season...His 5 K's moved him past Josh Beckett (1,108) and into sole possession of 5th place on the club's all-time K's list...Dustin Pedroia (2-for-5, 2B, R, RBI) extended his hit streak to 7 games, going 15-for-29 (.517) in that stretch.

2013 GAME BY GAME SUMMARIES, CONTINUED


Thursday, May 16 at Tampa Bay
(24-17, 2nd, 1.0 GB NYY)
41

	1	2	3	4	5	6	7	8	9		R	H	E
BOSTON	0	0	0	1	0	0	0	0	3	—	4	4	0
Tampa Bay	0	1	0	0	0	2	0	0	0	—	3	7	0

Winning Pitcher: TAZAWA (3-2)

Losing Pitcher: Rodney (1-2)

Save: None

Home Runs: Boston: None; Tampa Bay: Roberts (3)

Time of Game: 3:43

Attendance: 16,055

Will Middlebrooks hit a go-ahead, 3-run double off Tampa Bay closer Fernando Rodney in the 9th inning as the Sox topped the Rays, 4-3...Felix Doubront did not factor in the decision after allowing 2 runs on 3 hits with 6 walks and 7 K's over 5.0 innings...Down 3-1, Dustin Pedroia, David Ortiz, and Daniel Nava all drew walks in the 9th before Middlebrooks cleared the bases with his only hit of the game...Middlebrooks became the youngest Red Sox to have a go-ahead hit with the team down to its last strike in the 9th inning or later since 24-year-old Scott Cooper hit a walk-off single on 4/19/92 vs. TOR on a 3-2 pitch by David Wells with 2 out in the 9th...Alex Cobb allowed 1 run on 3 hits through 6.1 innings in a no-decision.


Friday, May 17 at Minnesota
(25-17, 2nd, 1.0 GB NYY)
42

	1	2	3	4	5	6	7	8	9	10		R	H	E
BOSTON	1	0	0	0	0	0	1	0	0	1	—	3	10	0
Minnesota	0	0	2	0	0	0	0	0	0	0	—	2	4	1

Winning Pitcher: WILSON (1-0)

Losing Pitcher: Roenicke (1-1)

Save: Uehara (1)

Home Runs: Boston: None; Minnesota: Florimon (2)

Time of Game: 3:24

Attendance: 30,210

The Red Sox won their 2nd straight game on their final at-bat, beating Minnesota, 3-2, on Jonny Gomes' game-winning sacrifice fly in the 10th inning...Clay Buchholz went 7.0 innings, allowing 2 runs on 4 hits, 3 walks, and 9 strikeouts...He surrendered his 1st home run since his 1st start of the season on 4/3 at NYY when Pedro Florimon hit a 2-run homer in the 3rd inning...With the score knotted at 2 in the 10th inning, Dustin Pedroia's single and a David Ortiz walk set up Gomes' go-ahead RBI...The single extended Pedroia's hit streak to 9 games, hitting .459 (17-for-37)...Ortiz went 3-for-4 with an RBI and a walk, hitting safely in 5 contests in a row at .368 (7-for-19)...Vance Worley allowed 1 run (0 ER) in 6.0 IP in a no-decision.


Saturday, May 18 at Minnesota
(26-17, 2nd, 1.0 GB NYY)
43

	1	2	3	4	5	6	7	8	9		R	H	E
BOSTON	3	0	1	0	3	0	4	0	1	—	12	13	0
Minnesota	0	1	0	1	3	0	0	0	0	—	5	12	0

Winning Pitcher: BRESLOW (1-0)

Losing Pitcher: Diamond (3-4)

Save: None

Home Runs: Boston: Ortiz 2 (7), Nava (6); Minnesota: None

Time of Game: 3:53

Attendance: 36,967

The Red Sox won their 4th-straight game behind David Ortiz's 2 home runs, topping Minnesota, 12-5...Ortiz went 3-for-4 and drove in 6 runs, extending his hit streak to 6 games at .435 (10-for-23) with 3 homers and 12 RBI in that time...It was the 38th multi-homer game of his career, passing Ted Williams (37) for the most multi-homer contests in club history...Ryan Dempster did not factor in the decision after surrendering 5 runs on 8 hits over 4.2 innings...The right-hander walked 6 and struck out 2...Dustin Pedroia hit safely for the 10th straight game (.475, 19-for-40) after going 2-for-3 with a double, 3 runs, 1 RBI, and 2 walks...Daniel Nava hit his 6th home run of the season, a 2-run shot in the 7th inning.


Sunday, May 19 at Minnesota
(27-17, 2nd, 0.5 GB NYY)
44

	1	2	3	4	5	6	7	8	9		R	H	E
BOSTON	0	1	1	0	1	0	0	0	2	—	5	11	1
Minnesota	0	0	0	0	1	0	0	0	0	—	1	5	1

Winning Pitcher: LACKEY (2-4)

Losing Pitcher: Hernandez (2-1)

Save: None

Home Runs: Boston: Middlebrooks (8), Pedroia (2); Minnesota: None

Time of Game: 3:15

Attendance: 33,042

The Red Sox completed a 3-game sweep of Minnesota with a 5-1 win, enduring a 3:00 weather delay, and marked their 4th series sweep of the season...John Lackey held the Twins to just 1 hit over 6.0 innings, allowing 1 run (0 ER) with 5 strikeouts for his 2nd win of the season...Dustin Pedroia went 2-for-5 with a homer and 3 RBI, extending his hit streak to 11 games...He went 21-for-45 (.467) with 5 doubles, a homer, 8 RBI, 13 runs, and 6 walks over that span, raising his AVG from .299 to .343...Will Middlebrooks hit his 8th home run of the season, a solo shot in the 2nd inning...David Ortiz (2-for-5) hit safely for the 7th straight game at .429 (12-for-28) with 3 homers and 12 RBI.


Monday, May 20 at Chicago
(27-18, 2nd, 1.5 GB NYY)
45

	1	2	3	4	5	6	7	8	9		R	H	E
BOSTON	0	0	2	0	0	0	2	0	0	—	4	6	1
Chicago	3	2	0	0	1	0	0	0	x	—	6	8	0

Winning Pitcher: Axelrod (2-3)**Losing Pitcher:** LESTER (6-1)**Save:** Reed (15)**Home Runs:** Boston: Saltalamacchia (5); Chicago: Dunn (11)**Time of Game:** 2:52**Attendance:** 21,816

The Red Sox snapped their 5-game win streak, falling to Chicago, 6-4...Jon Lester suffered his 1st loss of the season, allowing 6 runs (5 ER) on 7 hits with 3 walks and 2 strikeouts over 6.0 innings...Dustin Pedroia extended his hit streak to 12 straight games, going 1-for-4...He hit .449 (22-for-49) with 5 doubles, a homer, 8 RBI, 13 runs, and 6 walks over the course of the streak...Jarrod Saltalamacchia went 2-for-4 with a 2-run homer, his 5th of the season...He improved to hitting .382 (13-for-34) with 5 RBI over his previous 11 games...Will Middlebrooks doubled and drove in 2 runs...Clayton Mortensen (1.0 IP) and Craig Breslow (1.0 IP) combined for 2.0 scoreless innings of relief...Dylan Axelrod earned the win, allowing 2 runs over 6.0 innings.


Tuesday, May 21 at Chicago
(27-19, 2nd, 1.5 GB NYY)
46

	1	2	3	4	5	6	7	8	9		R	H	E
BOSTON	0	0	0	0	0	0	0	1	0	—	1	4	0
Chicago	0	0	0	0	2	0	0	1	x	—	3	7	1

Winning Pitcher: Quintana (3-1)**Losing Pitcher:** DOUBRONT (3-2)**Save:** Reed (16)**Home Runs:** Boston: None; Chicago: Keppinger (1)**Time of Game:** 2:45**Attendance:** 21,984

David Ortiz broke up Jose Quintana's no-hit bid with a 1-out single in the 7th inning, but the Red Sox lost to Chicago, 3-1...It was the 3rd time in his career that Ortiz broke up a no-hitter in the 7th inning or later (Elias Sports Bureau)...Felix Doubront took the loss, allowing 2 runs on 5 hits with 2 walks and 3 strikeouts over 6.0 innings...Dustin Pedroia drove in the Red Sox' lone run when he reached on an error in the 8th inning, bringing them within a run...Pedroia snapped his 12-game hit streak, going 0-for-4...Daniel Nava (1-for-3, BB) reached base safely in 30 of 39 games this season...It marked the Red Sox' 4th game in 2013 without an extra-base hit...Quintana earned the win after holding BOS scoreless over 6.1 innings of 3-hit allowance.


Wednesday, May 22 at Chicago
(28-19, 2nd, 0.5 GB NYY)
47

	1	2	3	4	5	6	7	8	9		R	H	E
BOSTON	2	0	0	0	0	0	0	2	2	—	6	9	0
Chicago	0	0	1	0	0	0	0	0	1	—	2	6	0

Winning Pitcher: BUCHHOLZ (7-0)**Losing Pitcher:** Santiago (1-3)**Save:** None**Home Runs:** Boston: None; Chicago: Konerko (5)**Time of Game:** 3:15**Attendance:** 21,298

The Red Sox closed out their 9-game road trip with a 6-2 win over Chicago, finishing the trek with a 6-3 mark...Clay Buchholz improved to 7-0, tossing 7.0 innings of 1-run ball, with the club improving to 9-1 in his starts...He became only the 2nd Red Sox hurler ever to go 7-0 or better with an ERA below 2.00 (1.73) through his 1st 10 starts of a season, joining Sonny Siebert who was 8-0 with a 1.62 ERA through 10 starts for Boston in 1971 (Elias Sports Bureau)...Dustin Pedroia doubled and scored a run, hitting safely in 15 of his previous 17 games at .397 (27-for-68)...David Ortiz went 2-for-5 with 2 RBI and stole 3rd base for the 1st time in his career in the 1st inning...Hector Santiago took the loss, allowing 2 runs over 6.0 innings.


Thursday, May 23 vs. Cleveland
(28-20, 2nd, 1.0 GB NYY)
48

	1	2	3	4	5	6	7	8	9		R	H	E
Cleveland	0	1	3	1	1	6	0	0	0	—	12	16	0
BOSTON	0	0	3	0	0	0	0	0	0	—	3	7	1

Winning Pitcher: McAllister (4-3)**Losing Pitcher:** DEMPSTER (2-5)**Save:** Barnes (1)**Home Runs:** Cleveland: None; Boston: Ortiz (8)**Time of Game:** 3:34**Attendance:** 35,254

The Red Sox lost for just the 3rd time in their previous 9 games, falling to Cleveland, 12-3...Ryan Dempster took the loss after allowing 4 runs on 5 hits and 4 walks while striking out 4 over 3.0 innings...It was his shortest outing since 10/3/12 at OAK with TEX (also 3.0 IP)...Jarrod Saltalamacchia walked in the 2nd inning to extend his on-base streak to 13 games with a plate appearance since 5/6, hitting .326 (14-for-43) with 6 walks during that stretch...David Ortiz knocked his 8th home run of the season, a 3-run shot in the 3rd inning...Andrew Miller recorded 2 strikeouts in 1.0 inning of relief, with 16 of his previous 24 outs coming via the strikeout...Zach McAllister picked up the win, allowing 3 runs on 5 hits over 5.0 innings.

2013 GAME BY GAME SUMMARIES, CONTINUED


Friday, May 24 vs. Cleveland
(29-20, 2nd, 1.0 GB NYY)
49

	1	2	3	4	5	6	7	8	9		R	H	E
Cleveland	0	0	1	0	0	0	0	0	0	—	1	4	0
BOSTON	0	3	0	0	0	1	4	0	x	—	8	9	1

Winning Pitcher: LACKEY (3-4)

Losing Pitcher: Masterson (7-3)

Save: None

Home Runs: Cleveland: None; Boston: Carp (3)

Time of Game: 2:55 (0:44 delay)

Attendance: 34,074

John Lackey allowed an unearned run over 7.0 innings as the Sox topped Cleveland, 8-1...Lackey earned his 3rd win of the season, holding the Indians to 2 hits with 3 walks and 8 strikeouts...He lowered his ERA from 3.31 to 2.72 (12 ER/39.2 IP), his best mark through his 1st 7 starts of a season since 2008 with LAA (1.73)...Mike Carp snapped an 0-for-21 slide with a 3-run homer in the bottom of the 2nd, his 1st in Boston as a member of the Red Sox...Jarrod Saltalamacchia doubled in the 7th to extend his on-base streak to 14 consecutive games with a plate appearance since 5/6, batting .319 (15-for-47) with 6 walks during that stretch...David Ortiz reached in 3 of 4 plate appearances (H, 2 BB), reaching base in each of his previous 13 games since 5/10 (.354, 17-for-48, 7 BB)...Justin Masterson took the loss after allowing 5 runs on 6 hits over 6.0 innings.


Saturday, May 25 vs. Cleveland
(30-20, 2nd, 1.0 GB NYY)
50

	1	2	3	4	5	6	7	8	9		R	H	E
Cleveland	1	0	2	0	0	0	1	0	0	—	4	11	2
BOSTON	0	1	0	1	0	1	0	4	x	—	7	11	1

Winning Pitcher: TAZAWA (4-2)

Losing Pitcher: Pestano (1-1)

Save: BAILEY (6)

Home Runs: Cleveland: None; Boston: None

Time of Game: 3:24

Attendance: 36,504

The Red Sox rallied for 4 runs in the 8th inning, beating Cleveland, 7-4...Jon Lester did not factor in the decision after allowing 4 runs on 10 hits, a walk, a hit batter, and 8 K's over 7.0 innings...Dustin Pedroia (2-for-4, 2 2B, BB, RBI, R) reached base for the 25th time in 26 home games, hitting .396 (38-for-96) at Fenway...Mike Carp knocked a pinch-hit RBI double in the 8th inning to tie the game at 4-4, improving to .300 (3-for-10) in the pinch this season with a double, homer, and 3 RBI...Jose Iglesias and Pedro Ciriaco, the Red Sox' 8 and 9 hitters, combined to go 6-for-8 with 2 doubles, an RBI, and 3 runs scored...Red Sox pitchers combined to fan 11 batters, striking out 10 or more in a game 25 times in 2013, the most double-digit strikeout games in ML history through a team's 1st 50 games.


Sunday, May 26 vs. Cleveland
(31-20, T-1st, 3.5 GA BAL)
51

	1	2	3	4	5	6	7	8	9		R	H	E
Cleveland	2	0	0	0	1	1	0	1	0	—	5	7	0
BOSTON	0	0	1	0	0	0	0	1	4	—	6	7	1

Winning Pitcher: BRESLOW (2-0)

Losing Pitcher: Perez (2-1)

Save: None

Home Runs: Cleveland: Kipnis (8), Swisher (7); Boston: None

Time of Game: 3:19

Attendance: 37,046

The Red Sox rallied for 4 runs in the bottom of the 9th inning, with Jacoby Ellsbury delivering a walk-off, 2-run double in a 6-5 win over Cleveland...It was the 1st time the Red Sox scored 4 runs in an inning to win in walk-off fashion since overcoming a 5-0 deficit to win 6-5 on 5/13/07 vs. BAL...Felix Doubront did not factor in the decision after allowing 4 runs (2 ER) on 5 hits with 2 walks and 8 strikeouts over 6.0 innings...Dustin Pedroia walked twice, becoming the 1st Red Sox middle infielder to reach base twice in at least 34 of the club's 1st 51 games in a season in the live ball era (since 1920)...Jonny Gomes (BB) and Stephen Drew (1B) came around on Ellsbury's hit to score the tying and winning runs...Drew went 3-for-4 with 3 runs, a double, a triple, and a steal...Corey Kluber did not factor in the decision, allowing 1 run on 3 hits over 6.2 IP.


Monday, May 27 vs. Philadelphia
(32-20, 1st, 1.0 GA NYY)
52

	1	2	3	4	5	6	7	8	9		R	H	E
Philadelphia	0	0	1	0	0	0	0	2	0	—	3	11	1
BOSTON	3	0	3	0	2	0	0	1	x	—	9	15	1

Winning Pitcher: ACEVES (2-1)

Losing Pitcher: Cloyd (1-1)

Save: None

Home Runs: Philadelphia: Kratz (5), Brown (10); Boston: Pedroia (3), Napoli (8)

Time of Game: 3:26

Attendance: 33,627

The Red Sox jumped out to a 6-1 lead after 3.0 innings, winning their 4th straight game with a 9-3 victory over Philadelphia...Alfredo Aceves earned the win after allowing 1 run on 7 hits and 3 walks while striking out 4 over 6.0 innings...Dustin Pedroia (1-for-3, HR, 2 RBI, BB) hit safely in 17 of his previous 19 games at a .392 clip (29-for-74)...Jacoby Ellsbury went 3-for-5 with 2 doubles and a run, hitting safely in 4 consecutive plate appearances (1B, 3 2B) beginning with his walk-off double on 5/26...Jarrod Saltalamacchia extended his on-base streak to 16 consecutive games with a plate appearance, going 2-for-4 with an RBI...He improved to 17-for-54 (.315) with 7 walks during that streak...Mike Napoli went 2-for-4 with a double, 2 RBI, 2 runs, and his 8th home run of the season...Tyler Cloyd lasted just 2.1 innings, allowing 6 runs.


Tuesday, May 28 vs. Philadelphia
(32-21, 1st, 1.0 GA NYY)
53

	1	2	3	4	5	6	7	8	9		R	H	E
Philadelphia	1	0	0	0	0	0	1	0	1	—	3	9	0
BOSTON	1	0	0	0	0	0	0	0	0	—	1	4	0

Winning Pitcher: Lee (6-2)

Losing Pitcher: DEMPSTER (2-6)

Save: Papelbon (10)

Home Runs: Philadelphia: Young (2), Brown (11); Boston: None

Time of Game: 2:30

Attendance: 33,463

The Red Sox snapped their 4-game winning streak, losing to Philadelphia, 3-1...It was just their 4th loss in their previous 14 contests...Ryan Dempster suffered the loss despite allowing just 2 runs over 7.0 innings, marking the 6th time in 11 starts he held an opponent to 2 ER or less...He gave up 6 hits, including a home run, walked 3, and struck out 4...Jacoby Ellsbury reached base for the 8th straight game, going 1-for-4 with his 16th stolen base of the season...During that 8-game stretch, he hit .355 (11-for-31) with 5 walks and 5 RBI...Dustin Pedroia went 1-for-4, hitting safely in 18 of his previous 20 games at .385 (30-for-78)...He drove in his 11th run in his previous 11 games, with 6 RBI in his previous 5 contests...Cliff Lee earned the win after holding the Sox to 1 run on 4 hits and no walks with 8 strikeouts over 8.0 innings.


Wednesday, May 29 at Philadelphia
(32-22, 1st, 1.0 GA NYY)
54

	1	2	3	4	5	6	7	8	9		R	H	E
BOSTON	1	0	0	0	0	1	0	0	1	—	3	7	0
Philadelphia	0	1	0	2	0	0	0	1	x	—	4	8	1

Winning Pitcher: Kendrick (5-3)

Losing Pitcher: LACKEY (3-5)

Save: Papelbon (11)

Home Runs: Boston: Nava (7); Philadelphia: Howard (7), Brown 2 (13), Kratz (6)

Time of Game: 3:08

Attendance: 38,831

The Red Sox lost their 2nd straight game to Philadelphia, falling 4-3...John Lackey took the loss after allowing 3 runs on 6 hits, including 3 home runs, with 3 walks and 5 strikeouts over 6.0 innings...Daniel Nava hit his 7th home run of the season, a solo blast in the 6th inning...Dustin Pedroia (1-for-3, RBI) reached base safely for the 49th time in 54 games this season...Since 1916, no other Red Sox reached base at least once as a 2B in 49 of the club's 1st 54 games...Jacoby Ellsbury collected his 5th triple of the season, going 2-for-5 with a double, run, and an RBI...He hit safely in his previous 4 games, going 8-for-19 (.421) with 4 doubles, a triple, 4 RBI, and 3 runs in that time...Jose Iglesias went 1-for-3 with a double, hitting .389 (7-for-18) in his previous 6 games...Kyle Kendrick earned the win after holding the Sox to 2 runs over 6.0 innings.


Thursday, May 30 at Philadelphia
(33-22, 1st, 2.0 GA NYY)
55

	1	2	3	4	5	6	7	8	9		R	H	E
BOSTON	4	0	0	0	0	1	1	0	3	—	9	14	0
Philadelphia	2	0	0	0	0	0	0	0	0	—	2	6	1

Winning Pitcher: MORALES (1-0)

Losing Pitcher: Pettibone (3-1)

Save: None

Home Runs: Boston: Gomes (3), Ortiz (9); Philadelphia: Young (4)

Time of Game: 3:15

Attendance: 40,083

The Red Sox snapped their 2-game losing streak, beating Philadelphia, 9-2...In his 1st start of the season, Franklin Morales earned the win after holding the Phillies to 2 runs over 5.0 innings...The left-hander allowed 4 hits, including a home run, struck out 2, and walked 2...Jacoby Ellsbury (3-for-4, BB, R) set an all-time Red Sox single-game record with 5 stolen bases (in 5 SBA)...He broke the previous mark of 4, set by Jerry Remy on 6/14/80 at CAL and matched by Ellsbury on 8/9/10 at NYY...David Ortiz hit his 9th home run of the season, making his 1st defensive appearance of the season with a start at 1B...The Red Sox had a season-high 10 players with a hit (most since 10 on 6/17/12 at CHC) and a season-high 7 players with an RBI (most since 8 on 8/12/12 at CLE) in the win...Jonathan Pettibone suffered the loss after allowing 4 runs over 5.0 innings.


Friday, May 31 at New York
(33-23, 1st, 1.0 GA NYY)
56

	1	2	3	4	5	6	7	8	9		R	H	E
BOSTON	0	0	0	0	0	0	1	0	0	—	1	8	0
New York	0	2	0	0	1	0	1	0	x	—	4	7	0

Winning Pitcher: Sabathia (5-4)

Losing Pitcher: LESTER (6-2)

Save: Rivera (19)

Home Runs: Boston: None; New York: None

Time of Game: 2:53

Attendance: 45,141

The Red Sox opened their 3-game series against New York with a 4-1 loss...Despite the loss, the Red Sox finished the month of May with the 2nd-best record in the AL at 33-23 (.589)...Jon Lester took his 2nd loss of the season after giving up 4 runs on 6 hits with 4 walks and 5 strikeouts...Dustin Pedroia went 3-for-4 with a double and scored the Red Sox' lone run...He reached base via hit, walk, or HBP in 51 of his 56 games in 2013 and reached base at least twice in a game for the 36th time...Mike Napoli collected his 20th double of the season, going 1-for-4 with the Sox' only RBI...Jose Iglesias (2-for-3) reached base safely in 13 of his previous 14 games, with hits in 11 of those games and multiple hits in 7 of them...He went 20-for-46 (.435) with 5 doubles, 3 RBI, a walk, and 2 HBP in that time...C.C. Sabathia earned the win, tossing 7.1 innings of 1-run ball with 10 strikeouts.

2013 GAME BY GAME SUMMARIES, CONTINUED


Saturday, June 1 at New York
(34-23, 1st, 2.0 GA NYY)
57

	1	2	3	4	5	6	7	8	9		R	H	E
BOSTON	0	0	5	0	0	0	0	3	3	—	1	18	0
New York	0	0	0	1	0	0	0	0	0	—	1	6	0

Winning Pitcher: DOUBRONT (4-2)

Time of Game: 3:25

Losing Pitcher: Hughes (2-4)

Attendance: 48,784

Save: None

Home Runs: Boston: Napoli (9), Nava (8), Drew (4); New York: None

Mike Napoli hit a grand slam as the Red Sox routed the Yankees, 11-1...Felix Doubront allowed just 1 run on 6 hits over 6.0 innings for his 1st win since 4/27 vs. HOU and it was his 4th straight start allowing 2 earned runs or less (2.74 ERA)...He walked 3 batters and struck out 6, becoming the 1st Red Sox pitcher in the live ball era (since 1920) to record quality starts in each of his 1st 5 career starts against the Yankees...Daniel Nava went 4-for-6 with a home run and 4 RBI, becoming the 1st Red Sox leadoff hitter with 4 hits and 4 RBI in a game at NYY since RBI became an official stat in 1920...Jackie Bradley, Jr. recorded the 1st multi-hit game of his career, going 3-for-5 with 2 doubles...Jose Iglesias added 2 hits and an RBI, reaching safely in 14 of his previous 15 games (.431, 22-for-51)...Phil Hughes took the loss after allowing 5 runs in 4.1 innings.


Sunday, June 2 at New York
(35-23, 1st, 2.5 GA BAL)
58

	1	2	3	4	5	6	7	8	9		R	H	E
BOSTON	0	0	0	1	1	1	x	x	x	—	3	8	0
New York	0	0	0	0	0	0	x	x	x	—	0	2	0

Winning Pitcher: BUCHHOLZ (8-0)

Time of Game: 1:58

Losing Pitcher: Kuroda (6-4)

Attendance: 43,613

Save: None

Home Runs: Boston: Iglesias (1), Ortiz (10); New York: None

The Red Sox shut out the Yankees in a 5 ½ inning rain-shortened game, 3-0...Clay Buchholz allowed only 2 hits in a complete-game (5.0 IP) performance, walking just 1 batter while striking out 4...He improved his record to 8-0 while dropping his ERA to 1.62 (14 ER/77.2 IP), the best mark by a Red Sox pitcher through his 1st 11 starts of a season since Pedro Martinez in 2001 (1.44)...Jose Iglesias hit his 1st home run of 2013, reaching base safely in 15 of his previous 16 games this season (.434, 23-for-53)...David Ortiz went 2-for-3 at the plate including a home run (10), and joined Carl Yastrzemski (1st 20 seasons, 1961-80) as the only 2 players ever to hit at least 10 home runs in each of their 1st 11 seasons with the Red Sox...Hiroki Kuroda took the loss for the Yankees, allowing 3 runs on 8 hits over 5.1 innings.


Tuesday, June 4 vs. Texas
(36-23, 1st, 2.5 GA BAL, NYY)
59

	1	2	3	4	5	6	7	8	9		R	H	E
Texas	0	0	0	2	0	1	0	2	0	—	5	9	2
BOSTON	2	6	1	1	1	4	2	0	x	—	17	19	0

Winning Pitcher: DEMPSTER (3-6)

Time of Game: 3:10

Losing Pitcher: Grimm (5-4)

Attendance: 32,035

Save: None

Home Runs: Texas: Baker (6), Cruz (14), Moreland (12); Boston: Bradley, Jr. (1), Drew (5), Carp (4), Saltalamacchia (6)

The Red Sox hit 4 home runs on their way to a 17-5 rout of Texas...Ryan Dempster picked up the win, giving up 3 runs on 5 hits through 7.0 innings...He struck out 6 while allowing only 1 walk...Mike Carp reached base 4 times, going 3-for-4 with a homer, walk, 3 RBI, and 3 runs...Jackie Bradley, Jr. knocked his 1st career home run in the 2nd inning and tallied his 1st 3-RBI performance...Daniel Nava scored 4 runs in a 3-for-4 performance, becoming the 1st Red Sox leadoff hitter to score 4 times since Pedro Ciriaco on 8/23/12 vs. LAA...Stephen Drew had a team-high 4 hits, including 2 doubles and a homer, marking his first game with at least 3 extra-base hits since 8/25/10 at SD with ARI (4 XBH)...Drew scored 3 runs, while driving in 2 more...Justin Grimm lasted just 1.2 innings for the Rangers, allowing 8 runs on 7 hits for the loss.


Wednesday, June 5 vs. Texas
(36-24, 1st, 1.5 GA NYY)
60

	1	2	3	4	5	6	7	8	9		R	H	E
Texas	0	0	0	1	0	0	2	0	0	—	3	7	0
BOSTON	0	0	0	0	0	1	0	1	0	—	2	5	0

Winning Pitcher: Cotts (1-0)

Time of Game: 3:17

Losing Pitcher: BRESLOW (2-1)

Attendance: 33,296

Save: Nathan (18)

Home Runs: Texas: Beltre (12); Boston: Pedroia (4)

The Red Sox dropped the middle game of their 3-game series with Texas, 3-2...John Lackey did not factor in the decision after throwing 6.0 innings of 5-hit ball, conceding just 1 run with 5 strikeouts...It marked his 4th consecutive quality start dating back to 5/19, with a 1.44 ERA (4 ER/25.0 IP) in that stretch...Dustin Pedroia went 1-for-3 with his 4th homer of the year, hitting safely for the 9th straight game (.314, 11-for-35)...Jose Iglesias turned in a 1-for-3 performance, extending his hit streak to 9 games at a .394 clip (13-for-33) with 3 doubles, 1 homer, and 5 RBI in that time...Mike Carp doubled in the 4th inning, improving to .345 (10-for-29) with 4 doubles, 2 homers, 9 RBI, 2 walks, and 8 runs in his previous 10 games since 5/24...Of his 23 hits in 2013, 15 went for extra bases (8 2B, 2 3B, 4 HR)...Alexi Ogando allowed 1 run on 3 hits over 5.2 innings, but did not factor in the decision.


Thursday, June 6 vs. Texas
(37-24, 1st, 1.5 GA NYY)
61

	1	2	3	4	5	6	7	8	9		R	H	E
Texas	0	2	1	0	0	0	0	0	0	—	3	10	0
BOSTON	0	0	2	0	0	0	1	0	3	—	6	13	0

Winning Pitcher: BAILEY (2-0)

Losing Pitcher: Kirkman (0-2)

Save: None

Home Runs: Texas: Baker (7), Beltre (13); Boston: Ortiz (11)

Time of Game: 3:21

Attendance: 35,352

David Ortiz hit a walk-off, 3-run home run as the Red Sox defeated the Rangers, 6-3...It marked the 5th walk-off victory of the season for Boston, and brought Ortiz's career walk-off home run count to 11...Jon Lester did not factor in the decision, allowing 3 runs on 7 hits and 3 walks while fanning 4 over 6.0 innings...It was his 8th consecutive start of at least 6.0 frames... All 3 runs came on a pair of Texas homers...Jacoby Ellsbury went 4-for-5 with 2 doubles and 2 runs, marking his 1st career 4-hit game with all of his hits coming off left-handed pitching...Dustin Pedroia knocked a 2-run double in the 3rd inning to extend his hit streak to 10 games at .308 (12-for-39)...Pedroia reached base safely in 56 of Boston's 1st 61 games...Derek Holland threw 6.0 innings for the Rangers and did not factor in the decision, allowing 2 runs on 9 hits.


Saturday, June 8 vs. Los Angeles (G1)
(37-25, 1st, 1.5 GA NYY)
62

	1	2	3	4	5	6	7	8	9		R	H	E
Los Angeles	0	1	2	0	0	0	4	0	2	—	9	12	2
BOSTON	0	0	0	2	0	0	0	0	3	—	5	14	1

Winning Pitcher: Hanson (3-2)

Losing Pitcher: DOUBRONT (4-3)

Save: Frieri (14)

Home Runs: Los Angeles: None; Boston: Carp (5)

Time of Game: 4:00

Attendance: 34,499

The Red Sox were defeated by Los Angeles in the 1st game of a doubleheader, 9-5...Boston left 14 men on base and snapped a 9-game errorless streak...Felix Doubront took the loss for the Sox, giving up 3 runs on 6 hits through 6.0 innings...He walked 2 and struck out 4...Jacoby Ellsbury went 1-for-4 with a walk, run, and 2 stolen bases...He led off the bottom of the 1st inning with a single, becoming the 1st player to reach safely leading off the 1st inning in 6 straight games as the Red Sox leadoff hitter since Rick Burleson (9/13-20/80)...Mike Carp went 3-for-5 with a solo homer, 2 RBI, and 2 runs...The home run was his 2nd in his previous 3 starts...Jose Iglesias went 2-for-4 with a walk to extend his career-long hitting streak to 11 games at .421 (16-for-38)...Tommy Hanson earned the win, allowing 2 runs on 7 hits through 5.0 innings.


Saturday, June 8 vs. Los Angeles (G2)
(38-25, 1st, 1.5 GA NYY)
63

	1	2	3	4	5	6	7	8	9		R	H	E
Los Angeles	0	0	1	0	0	1	0	0	0	—	2	7	3
BOSTON	2	1	0	0	1	3	0	0	x	—	7	13	0

Winning Pitcher: BUCHHOLZ (9-0)

Losing Pitcher: Wilson (4-5)

Save: None

Home Runs: Los Angeles: None; Boston: Ortiz (12)

Time of Game: 3:25

Attendance: 36,518

The Red Sox took the 2nd game of their doubleheader with Los Angeles, 7-2, snapping a 9-game losing streak against the Angels...Clay Buchholz earned the win to improve to 9-0, allowing 2 runs on 6 hits and a walk while striking out 4 over 6.2 innings...He left the game in the 7th inning due to neck tightness...Buchholz became the 2nd Red Sox pitcher all-time to have at least 9 wins and no losses in his 1st 12 starts of a season, joining Roger Clemens (11-0 in 1986)...Dustin Pedroia went 2-for-4 with a double and a walk to extend his hit streak to 12 games at .340 (16-for-47)...David Ortiz turned in a 2-for-5 performance, knocking a double and his team-leading 12th home run of the season, a 2-run shot in the 6th inning...C.J. Wilson took the loss for the Angels, giving up 4 runs (3 ER) through 5.0 innings.


Sunday, June 9 vs. Los Angeles
(39-25, 1st, 1.5 GA NYY)
64

	1	2	3	4	5	6	7	8	9		R	H	E
Los Angeles	1	0	0	1	1	0	0	2	0	—	5	9	2
BOSTON	0	0	4	1	0	2	3	0	x	—	10	11	0

Winning Pitcher: DEMPSTER (4-6)

Losing Pitcher: Blanton (1-10)

Save: None

Home Runs: Los Angeles: Pujols (10), Callaspo (4); Boston: Ortiz (13), Saltalamacchia 2 (8), Carp (6)

Time of Game: 3:33

Attendance: 37,054

The Red Sox hit 4 home runs en route to beating Los Angeles, 10-5...Ryan Dempster picked up the win, throwing 6.0 innings while allowing 3 runs on 6 hits...He struck out 6, walked 2, and hit a batter...Dempster collected the 2,000th strikeout of his career in the 6th inning, becoming the 2nd Canadian-born pitcher to reach the milestone along with Hall of Famer Ferguson Jenkins (3,192 K's)...Jarrod Saltalamacchia and Mike Carp hit back-to-back home runs in the 6th inning on consecutive pitches...Saltalamacchia hit 2 home runs in the game and drove in 4...David Ortiz went 2-for-4 and hit his 13th homer of the season...It was his 2nd homer in as many games, 3rd in his previous 4 contests...The longball was the 414th of his career, tying Darrell Evans for 48th on MLB's all-time home run list...Joe Blanton took the loss, giving up 7 runs (6 ER) on 8 hits through 5.0 innings.



Monday, June 10 at Tampa Bay (40-25, 1st, 2.0 GA NYY)

65

	1	2	3	4	5	6	7	8	9	10	11	12	13	14		R	H	E
BOSTON	6	0	0	0	0	0	0	0	0	2	0	0	0	2	—	10	15	0
Tampa Bay	2	0	1	1	0	0	1	1	0	2	0	0	0	0	—	8	17	1

Winning Pitcher: MORALES (2-0)

Losing Pitcher: Ramos (1-2)

Save: None

Home Runs: Boston: None; Tampa Bay: Joyce (11), Longoria (11), Loney (8), Lobaton (3)

Time of Game: 5:24

Attendance: 15,477

Boston topped Tampa Bay in a 14-inning marathon, 10-8...It was the team's 40th win through 65 games, their quickest to 40 wins since reaching the mark in their 61st game in 2007...John Lackey pitched 5.2 innings while allowing 4 runs on 10 hits, and did not factor in the decision...He fanned 2 batters and walked 1...Daniel Nava went 2-for-6 with a double, and drove in the game-winning run with a 14th-inning RBI single...Jarrod Saltalamacchia had 4 hits, including a double, with 3 RBI...He extended his hit streak to 8 games with a plate appearance, his longest hit streak since a 9-gamer from 7/18-8/1/11...Dustin Pedroia hit safely for the 14th consecutive contest, going 1-for-5 with 2 runs, 2 RBI, 2 walks, and a stolen base...Alex Cobb allowed 6 runs on 7 hits over 4.0 innings in a no-decision.



Tuesday, June 11 at Tampa Bay (40-26, 1st, 2.0 GA NYY)

66

	1	2	3	4	5	6	7	8	9		R	H	E
BOSTON	1	0	2	0	0	0	0	0	0	—	3	9	1
Tampa Bay	1	1	2	1	3	0	0	0	x	—	8	10	0

Winning Pitcher: Hernandez (4-6)

Losing Pitcher: LESTER (6-3)

Save: None

Home Runs: Boston: None; Tampa Bay: Jennings 2 (8), Longoria (12), Joyce (12)

Time of Game: 3:06

Attendance: 16,870

The Red Sox lost to Tampa Bay, 8-3...Jon Lester lasted just 4.2 innings, allowing 7 runs on 8 hits while striking out 3 and walking 7...Mike Napoli went 1-for-4, driving in 2 runs...Jacoby Ellsbury turned in a 2-for-5 performance, scoring 2 runs and stealing a base...He extended his hit streak to 10 games, batting .447 (21-for-47) with multiple hits in 7 of his previous 10 contests...Jose Iglesias went 2-for-4 on the day, hitting safely for the 14th consecutive game with an AB and batting .440 (22-for-50) with 4 doubles, a homer, 5 RBI, 8 runs, and 5 walks over that stretch...Dustin Pedroia's 14-game hit streak was snapped, but he drove in a run and reached base for the 20th consecutive game, batting .316 (24-for-76) with a .400 OBP (11 BB, HBP) in that time...Roberto Hernandez earned the win for the Rays, allowing 3 runs on 8 hits over 7.0 innings.



Wednesday, June 12 at Tampa Bay (41-26, 1st, 3.0 GA NYY)

67

	1	2	3	4	5	6	7	8	9		R	H	E
BOSTON	0	0	2	0	0	0	0	0	0	—	2	5	0
Tampa Bay	0	0	0	0	0	1	0	0	0	—	1	6	1

Winning Pitcher: ACEVES (3-1)

Losing Pitcher: Archer (1-2)

Save: BAILEY (7)

Home Runs: Boston: Nava (9); Tampa Bay: Longoria (13)

Time of Game: 3:22

Attendance: 15,091

Daniel Nava's 2-run home run in the 3rd inning proved the difference as the Red Sox topped Tampa Bay, 2-1...Alfredo Aceves picked up the victory for the Sox, hurling 6.0 innings of 4-hit ball and allowing just 1 run...He fanned 3 and walked 4...The victory gave Boston its 4th consecutive series win, and marked the 7th straight completed series in which the Sox earned a win or split (5 wins, 2 splits)...Jacoby Ellsbury extended his hit streak to 11 games by going 1-for-3 with 2 walks...Dustin Pedroia turned in a 1-for-4 performance, reaching base safely for the 21st straight game (.313, 25-for-80, .394 OBP, 11 BB, HBP)...Mike Carp added a 2-for-4 day...Andrew Bailey earned his 7th save of the season, pitching a scoreless 9th inning and allowing 1 hit while striking out 2...Chris Archer took the loss, allowing 2 runs on 4 hits over 4.0 innings.



Thursday, June 13 at Baltimore (41-27, 1st, 2.5 GA BAL)

68

	1	2	3	4	5	6	7	8	9	10	11	12	13		R	H	E
BOSTON	0	0	0	2	0	0	2	0	0	0	0	0	0	—	4	9	2
Baltimore	0	0	3	0	1	0	0	0	0	0	0	0	1	—	5	12	1

Winning Pitcher: McFarland (1-0)

Losing Pitcher: WILSON (1-1)

Save: None

Home Runs: Boston: Ortiz (14), Carp (7); Baltimore: Valencia (4)

Time of Game: 4:35

Attendance: 20,098

Boston fell to Baltimore, 5-4, in a 13.0-inning walk-off loss...Felix Doubront allowed 4 runs (3 ER) over 4.2 innings, but did not factor in the decision...He gave up 7 hits and 1 walk with 5 strikeouts...David Ortiz and Mike Carp hit back-to-back solo home runs in the 4th inning...Ortiz's homer was his 14th of the season, finishing the game 1-for-5...Carp went 1-for-3 and his homer was his 4th in his previous 8 games...Jacoby Ellsbury ended his hit streak at 11 games, going 0-for-5, but drove in a run on a fielder's choice in the 7th inning...He also reached base in the 10th inning on catcher's interference and stole 2nd base, marking his 6th consecutive game with at least 1 stolen base...It was the 17th steal for Ellsbury in his previous 14 tilts...Kevin Gausman did not factor in the decision after allowing 2 runs on 6 hits over 5.1 innings.


Friday, June 14 at Baltimore
(41-28, 1st, 1.5 GA BAL)
69

	1	2	3	4	5	6	7	8	9		R	H	E
BOSTON	0	0	0	0	0	0	0	0	0	—	0	3	0
Baltimore	0	1	1	0	0	0	0	0	x	—	2	5	0

Winning Pitcher: Tillman (7-2)

Losing Pitcher: DEMPSTER (4-7)

Save: Johnson (24)

Home Runs: Boston: None; Baltimore: Davis (22)

Time of Game: 2:43

Attendance: 39,158

The Red Sox lost in a 3-hit shutout to Baltimore, 2-0...Ryan Dempster was saddled with the loss despite allowing 2 runs on 5 hits with 5 walks and 4 strikeouts over 7.2 innings...Jose Iglesias went 2-for-4 with a double, picking up 2 of Boston's 3 hits on the day...He extended his hit streak to 15 games with an AB, batting .444 (24-for-54) with 5 doubles, a homer, 5 RBI, 8 runs, and 9 multi-hit performances over that stretch...Shane Victorino went 1-for-3 with a walk, extending his hit streak to 8 games (.257, 9-for-35)...Dustin Pedroia started his 69th straight game dating back to the beginning of the season, the longest stretch of starts to begin the season at 2nd base by a Red Sox since Marty Barrett in 1986 (1st 99 G).


Saturday, June 15 at Baltimore
(42-28, 1st, 2.5 GA BAL)
70

	1	2	3	4	5	6	7	8	9		R	H	E
BOSTON	0	0	0	3	1	1	0	0	0	—	5	9	1
Baltimore	2	0	0	0	0	0	0	0	2	—	4	10	0

Winning Pitcher: LACKEY (4-5)

Losing Pitcher: Garcia (3-4)

Save: BAILEY (8)

Home Runs: Boston: Carp (8), Gomes (4); Baltimore: Wieters (9)

Time of Game: 2:48

Attendance: 42,422

The Red Sox snapped a 5-game losing streak in Baltimore by beating the Orioles, 5-4...It ended the club's longest losing streak in the Charm City since a 7-game drought from 7/12/69-5/24/70...John Lackey earned the win, allowing 2 runs on 7 hits while fanning 4 and walking 1 over 7.0 IP...Jonny Gomes went 2-for-4 with a solo home run and scored 2 runs...Mike Carp hit his 5th home run in his previous 10 games, a 2-run shot in the 4th, with 11 RBI in that stretch...He was 1-for-3 on the day with a walk and 2 RBI...David Ortiz tripled during a 1-for-4 performance, his 2nd of the season...Freddy Garcia took the loss after allowing 5 runs over 5.1 innings.


Sunday, June 16 at Baltimore
(42-29, 1st, 1.5 GA BAL)
71

	1	2	3	4	5	6	7	8	9		R	H	E
BOSTON	0	0	0	0	0	0	3	0	0	—	3	6	1
Baltimore	0	0	3	0	2	0	1	0	x	—	6	14	1

Winning Pitcher: Gonzalez (5-2)

Losing Pitcher: LESTER (6-4)

Save: Johnson (25)

Home Runs: Boston: Middlebrooks (9); Baltimore: Davis (23)

Time of Game: 3:06

Attendance: 41,311

The Red Sox lost to Baltimore, 6-3, dropping the series 3 games to 1...Jon Lester allowed 5 runs on 9 hits with 8 strikeouts over 5.0 innings for the loss...Will Middlebrooks went 1-for-4 with a 3-run home run, accounting for all of Boston's scoring...12 of his previous 16 hits went for extra bases (9 2B, 3 HR)...Jose Iglesias extended his hit streak to 17 games with an AB, going 1-for-4...During that stretch he hit .426 (26-for-61)...The last Sox rookie with a single-season stretch of at least that length was Jacoby Ellsbury's 18-game run from 9/5-28/08...Mike Carp went 1-for-2 with a double and a walk, and also committed his first error of the season...Dustin Pedroia was not in the starting lineup for the first time in 2013.


Tuesday, June 18 vs. Tampa Bay (G1)
(43-29, 1st, 2.5 GA BAL)
72

	1	2	3	4	5	6	7	8	9		R	H	E
Tampa Bay	0	1	0	0	0	0	0	0	0	—	1	6	1
BOSTON	1	0	2	0	1	1	0	0	x	—	5	8	0

Winning Pitcher: ACEVES (4-1)

Losing Pitcher: Archer (1-3)

Save: None

Home Runs: Tampa Bay: None; Boston: None

Time of Game: 3:10 (2:59 delay)

Attendance: 33,430

The Red Sox rode out a nearly 3-hour rain delay in the 5th inning to take the first game of a doubleheader with the Rays, 5-1...Alfredo Aceves earned the win, allowing 1 run on 3 hits with 3 walks and 2 strikeouts over 5.0 innings...He did not return after the rain delay...Relievers Junichi Tazawa (1.0 IP), Andrew Miller (1.0 IP), Koji Uehara (1.0 IP), and Craig Breslow (1.0 IP) combined for 4.0 scoreless innings of relief with 5 strikeouts and 3 hits allowed...David Ortiz went 2-for-4 with 3 RBI...Jacoby Ellsbury (3-for-5, 3 R) and Shane Victorino (2-for-4, 2R, RBI) hit back-to-back triples in the 6th inning...It was the 1st time consecutive Red Sox batters tripled in an inning since 9/5/08 (Coco Crisp, Ellsbury) and the 1st at home since 8/18/99 (Jose Offerman, John Valentin)...Chris Archer suffered the loss, allowing 4 runs (3 ER) over 4.2 innings.


Tuesday, June 18 vs. Tampa Bay (G2)
(44-29, 1st, 2.5 GA BAL)
73

	1	2	3	4	5	6	7	8	9		R	H	E
Tampa Bay	0	0	0	0	0	0	0	0	1	—	1	4	0
BOSTON	0	1	0	0	0	0	0	0	2	—	3	7	0

Winning Pitcher: BAILEY (3-0)

Losing Pitcher: Peralta (1-3)

Save: None

Home Runs: Tampa Bay: Johnson (11); Boston: Nava (10), Gomes (5)

Time of Game: 2:27

Attendance: 32,156

Jonny Gomes hit a walk-off, 2-run home run in the bottom of the 9th inning to give the Red Sox a 3-1 victory and a doubleheader sweep over Tampa Bay...It marked the 3rd walk-off homer of Gomes' career, his 1st since 4/8/10 vs. STL with CIN...Felix Doubront did not factor in the decision despite holding the Rays scoreless over 8.0 innings with 3 hits and 6 strikeouts...It was his 1st career scoreless start of any length (44th career start)...Daniel Nava hit his 10th home run of the season with a solo shot in the 2nd inning for the game's 1st run...Jarrod Saltalamacchia started both ends of the doubleheader, becoming the 1st Red Sox catcher to start both games of a twinbill since John Marzano on 8/14/92 at MIL...Jose Iglesias' infield single in the 3rd inning extended his hit streak to 18 games...Jake Odorizzi allowed 1 run over 5.2 IP.


Wednesday, June 19 vs. Tampa Bay
(44-30, 1st, 1.5 GA BAL)
74

	1	2	3	4	5	6	7	8	9		R	H	E
Tampa Bay	0	0	0	0	0	0	1	0	0	—	1	7	0
BOSTON	0	0	0	0	0	0	0	0	0	—	0	4	0

Winning Pitcher: Hellickson (5-3)

Losing Pitcher: DEMPSTER (4-8)

Save: None

Home Runs: Tampa Bay: Jennings (9); Boston: None

Time of Game: 3:21

Attendance: 35,710

The Sox snapped a 5-game winning streak at Fenway Park, losing to Tampa Bay, 6-2...Ryan Dempster took the loss, allowing 3 runs on 8 hits and 2 walks with 3 strikeouts over 6.0 innings...It was his 5th straight quality start, and the 8th time in Dempster's 1st 15 starts receiving 2 runs of support or fewer...Jonny Gomes went 2-for-4, driving in Boston's only 2 runs with RBI singles in the 2nd and 4th innings...It was his 4th multi-hit effort over his previous 8 games (6 starts) after just 2 multi-hit games through his 1st 46 games (28 starts) of the season...Jacoby Ellsbury went 2-for-4, recording multiple hits in 10 of his previous 18 games dating back to 5/26...Jose Iglesias went 0-for-2 with a walk, ending his 18-game hit streak...Jeremy Hellickson earned the win, holding the Sox to 2 runs in 6.0 innings.


Thursday, June 20 at Detroit
(44-31, 1st, 1.0 GA BAL)
75

	1	2	3	4	5	6	7	8	9		R	H	E
BOSTON	0	0	0	1	1	0	0	1	0	—	3	7	0
Detroit	0	0	0	0	2	0	0	0	2	—	4	8	0

Winning Pitcher: Smyly (3-0)

Losing Pitcher: BAILEY (3-1)

Save: None

Home Runs: Boston: Ortiz (15); Detroit: Peralta (7)

Time of Game: 2:53

Attendance: 36,939

The Red Sox dropped their 5th straight game in Detroit, losing to the Tigers in walk-off fashion, 4-3...3 of Boston's previous 4 games at Comerica Park since the start of 2012 resulted in walk-off losses...John Lackey did not factor in the decision, holding the Tigers to 2 runs on 7 hits with 1 walk and 5 strikeouts over 7.0 innings...Lackey was in line for the win prior to Jhonny Peralta's walk-off homer off Andrew Bailey in the 9th...David Ortiz knocked a solo homer in the midst of a 2-for-4 day, driving in 2 runs and scoring 1...Shane Victorino went 1-for-3 with a walk, double, run scored, and a stolen base...Jose Iglesias went 1-for-3 and recorded his 1st career triple, reaching base for the 23rd consecutive game with a plate appearance dating back to his 5/24/13 recall...Jose Alvarez allowed 2 runs on 5 hits over 5.0 innings for the Tigers.


Friday, June 21 at Detroit
(45-31, 1st, 2.0 GA BAL)
76

	1	2	3	4	5	6	7	8	9		R	H	E
BOSTON	1	0	1	4	0	1	0	2	1	—	10	17	0
Detroit	0	1	0	0	4	0	0	0	1	—	6	11	1

Winning Pitcher: LESTER (7-4)

Losing Pitcher: Fister (6-5)

Save: None

Home Runs: Boston: Victorino (3); Detroit: Dirks (6), Cabrera (20)

Time of Game: 3:16

Attendance: 41,126

Shane Victorino drove in 5 runs in the Red Sox' 10-6 win over Detroit...Victorino went 4-for-5 with a solo home run and his 5 RBI were the most for a Sox outfielder since Manny Ramirez on 7/10/04...Jon Lester earned the win despite giving up 5 runs on 9 hits...He went 5.2 innings with 3 walks and 3 strikeouts...Jacoby Ellsbury went 2-for-5 with a double, a walk, 2 RBI, and 2 runs...Jose Iglesias reached base for the 24th straight game with a plate appearance, going 3-for-5 with 2 runs...He tripled for the 2nd consecutive game, giving him 43 hits in his 1st 100 AB of the year...Prior to Iglesias, the most recent rookies with at least 43 hits in their first 100 AB of a season were HOU's Luke Scott in 2006 and MIN's Tony Oliva in 1964, both 43-for-100 (Elias Sports Bureau)...Stephen Drew went 3-for-5 with a double and 3 runs scored.

	Saturday, June 22 at Detroit (45-32, 1st, 2.0 GA BAL)										77
--	--	--	--	--	--	--	--	--	--	--	-----------

	1	2	3	4	5	6	7	8	9		R	H	E
BOSTON	2	0	0	0	0	0	0	0	1	—	3	10	0
Detroit	4	0	0	1	2	0	2	1	x	—	10	15	1

Winning Pitcher: Scherzer (11-0)**Losing Pitcher:** WEBSTER (0-2)**Save:** None**Home Runs:** Boston: Ortiz (16); Detroit: Martinez (6), Infante (5)**Time of Game:** 3:05**Attendance:** 42,508

The Red Sox lost for the 3rd time in their previous 4 games, falling to Detroit, 10-3...Allen Webster was pegged with the loss, allowing 5 runs on 8 hits and 2 walks while striking out 5 over 4.1 innings...David Ortiz went 2-for-4 with a solo home run in the 1st inning...It was his 18th home run at Comerica Park, the most by any visiting player...Jose Iglesias extended his on-base streak to 25 games, going 2-for-3...The 25-game stretch is the longest single-season on-base streak by a Boston rookie since Jacoby Ellsbury's 26-game run from 7/2-9/26/07...Ellsbury went 2-for-4 with a double and a run, marking his 5th multi-hit effort over his previous 7 games...He hit safely in 18 of 21 games since 5/26 (.376, 35-for-93, 19 R, 9 2B, 3 3B, and 17 SB).

	Sunday, June 23 at Detroit (45-33, 1st, 2.0 GA BAL)										78
---	--	--	--	--	--	--	--	--	--	--	-----------

	1	2	3	4	5	6	7	8	9		R	H	E
BOSTON	0	2	1	1	0	0	0	0	1	—	5	12	3
Detroit	2	1	0	0	0	0	1	3	x	—	7	8	0

Winning Pitcher: Benoit (2-0)**Losing Pitcher:** MILLER (0-2)**Save:** None**Home Runs:** Boston: None; Detroit: None**Time of Game:** 3:47**Attendance:** 41,507

The Red Sox committed 3 errors, 2 in the 8th inning, en route to a 7-5 defeat at the hands of the Tigers...John Farrell was ejected in the bottom of the 8th for arguing a dropped ball by Daniel Nava...Felix Doubront did not factor in the decision after allowing 3 runs (2 ER) on 4 hits and 4 walks over 5.0 innings...Andrew Miller took the loss despite not allowing an earned run (3 R), working 0.2 innings with 1 hit and 1 walk...Jacoby Ellsbury went 2-for-4 with a double, RBI, and his 32nd stolen base of the season...Dustin Pedroia added 3 hits, going 3-for-4 with a walk and 2 runs...Jose Iglesias extended his on-base streak to 26 games with a plate appearance by way of a 2nd-inning HBP...Ryan Lavarnway contributed an RBI and a run, going 1-for-3 with a walk...Justin Verlander did not factor in the decision, allowing 4 runs over 5.0 innings.

	Tuesday, June 25 vs. Colorado (46-33, 1st, 2.5 GA NYY, BAL)										79
---	--	--	--	--	--	--	--	--	--	--	-----------

	1	2	3	4	5	6	7	8	9		R	H	E
Colorado	0	1	0	1	0	0	2	0	0	—	4	11	1
BOSTON	2	3	2	1	0	0	2	1	x	—	11	20	3

Winning Pitcher: DEMPSTER (5-8)**Losing Pitcher:** Nicasio (4-4)**Save:** None**Home Runs:** Colorado: Rosario (12); Boston: None**Time of Game:** 3:40**Attendance:** 36,286

All 9 Red Sox starters had a hit as Boston tallied 20 knocks total in an 11-4 rout of Colorado...The 20 total team hits were the most by the Sox in a 9-inning game since 9/19/11 vs. BAL (G2), and the 1st time totaling at least 20 hits with no home runs since 7/23/88 vs. CWS...Ryan Dempster turned in his 6th consecutive quality start, earning the win and allowing just 2 runs on 6 hits and 2 walks while striking out 4 over 6.0 innings...Dustin Pedroia had a hit in each of the 1st 3 innings and finished the game 3-for-5 with 2 runs, a double, and 4 RBI...Jacoby Ellsbury went 3-for-5 with a walk, 3 runs, and hit a double for the 4th consecutive game...He became the 1st Red Sox centerfielder with at least 2 hits and 1 extra-base hit in 4 straight games since Tony Armas from 8/27-8/30/85...Juan Nicasio took the loss after surrendering 7 runs (6 ER) over 2.1 innings.

	Wednesday, June 26 vs. Colorado (47-33, 1st, 3.5 GA BAL, NYY)										80
---	--	--	--	--	--	--	--	--	--	--	-----------

	1	2	3	4	5	6	7	8	9		R	H	E
Colorado	1	0	0	0	0	1	0	1	0	—	3	9	0
BOSTON	3	0	2	0	0	0	0	0	x	—	5	10	0

Winning Pitcher: LACKEY (5-5)**Losing Pitcher:** Oswalt (0-2)**Save:** UEHARA (2)**Home Runs:** Colorado: Cuddyer 2 (13); Boston: None**Time of Game:** 2:36**Attendance:** 36,286

John Lackey struck out 12 as the Red Sox beat the Rockies, 5-3, completing the 2-game series sweep...Lackey earned the win, allowing 2 runs on 8 hits without a walk over 7.0 innings...He recorded the 1st 6 outs of the game via strikeout and became the 1st Red Sox pitcher to strike out 12 or more batters without issuing a walk since Pedro Martinez on 5/3/03 vs. MIN (12 K's)...Jacoby Ellsbury went 1-for-4 with a double and a run, his 5th straight game with an extra-base hit...Shane Victorino went 3-for-4 with a double, an RBI, and 2 runs...Stephen Drew hit his 5th triple of the year in the 6th inning, his 2nd in as many games...Koji Uehara picked up his 2nd save of the season and 1st since being named the club's closer by striking out 2 in a scoreless 9th...Jose Iglesias did not reach base, snapping his on-base streak at 27 games...Roy Oswalt earned the loss, allowing 5 runs over 6.0 innings.


Thursday, June 27 vs. Toronto
(48-33, 1st, 3.5 GA BAL)
81

	1	2	3	4	5	6	7	8	9		R	H	E
Toronto	0	0	0	0	2	0	0	2	0	—	4	5	0
BOSTON	0	7	0	0	0	0	0	0	x	—	7	9	0

Winning Pitcher: LESTER (8-4)

Losing Pitcher: Wang (1-1)

Save: UEHARA (3)

Home Runs: Toronto: None; Boston: Pedroia (5)

Time of Game: 2:34

Attendance: 34,750

The Red Sox scored all 7 of their runs in the 2nd inning as they took down Toronto, 7-4...Boston sent 11 men to the plate in the 2nd, and their 7 runs were their most in an inning at Fenway Park since 4/13/12 vs. TB...Jon Lester earned his 2nd straight win after allowing 4 runs on 5 hits with 3 walks and 3 strikeouts over 7.0+ innings...Dustin Pedroia went 1-for-3 with a 2-run homer in the 2nd inning...The home run was his 5th of the year, 1st since 6/5 vs. TEX...Jarrod Saltalamacchia went 2-for-4 with a double, RBI, and run scored...Shane Victorino doubled while going 1-for-4, his 3rd consecutive game with a double...In his previous 9 games, Victorino went 14-for-37 (.378)...Koji Uehara earned his 2nd save in as many team games for the 1st time since 10/1 (G2)-2/10 vs. DET while with BAL...Chien-Ming Wang lasted just 1.2 innings, allowing 7 runs on 6 hits for the loss.


Friday, June 28 vs. Toronto
(49-33, 1st, 3.5 GA BAL)
82

	1	2	3	4	5	6	7	8	9		R	H	E
Toronto	0	0	0	0	3	1	1	0	0	—	5	8	0
BOSTON	0	2	1	2	0	0	2	0	x	—	7	15	1

Winning Pitcher: MILLER (1-2)

Losing Pitcher: Wagner (1-2)

Save: UEHARA (4)

Home Runs: Toronto: Encarnacion (23); Boston: None

Time of Game: 3:22

Attendance: 36,383

Jonny Gomes hit a pinch-hit, go-ahead RBI single in the 7th inning as the Red Sox won their 4th consecutive game, 7-5, over Toronto...Gomes reached base for the 7th time in 15 PA as a pinch-hitter this season, going 4-for-12 (.333) with a double, 2 homers, 3 RBI, a walk, and 2 HBP...Allen Webster did not factor in the decision after allowing 4 runs on 6 hits and 2 walks with 3 strikeouts over 6.0 innings...Jacoby Ellsbury (2-for-5, 2 RBI, R) extended his hit streak to 9 games at .410 (16-for-39)...Stephen Drew went 2-for-2 with a double and his 3rd triple in his previous 4 games...Brandon Snyder made his Red Sox debut, pinch running for Drew in the 4th inning...Koji Uehara earned a save for the 3rd straight game, working a scoreless 9th while striking out 2...Josh Johnson lasted just 3.1 innings, allowing 5 runs on 8 hits.


Saturday, June 29 vs. Toronto
(49-34, 1st, 2.5 GA BAL)
83

	1	2	3	4	5	6	7	8	9		R	H	E
Toronto	1	0	0	0	0	1	0	2	2	—	6	10	1
BOSTON	0	0	0	0	0	0	2	0	0	—	2	10	2

Winning Pitcher: Delabar (5-1)

Losing Pitcher: TAZAWA (4-3)

Save: None

Home Runs: Toronto: Bautista 2 (18); Boston: None

Time of Game: 3:05

Attendance: 37,437

The Sox snapped their 4-game winning streak, losing to Toronto, 6-2...Felix Doubront did not factor in the decision despite allowing just 2 runs on 5 hits and 3 walks with 6 strikeouts over 6.1 innings...It was his 9th straight start giving up 3 earned runs or fewer dating back to 5/16 (2.89 ERA, 17 ER/53.0 IP)...Dustin Pedroia went 2-for-4 with a double, extending his hit streak to 6 games at a .560 pace (14-for-25)...Shane Victorino went 2-for-4 with a double and 2 RBI...He went 9-for-22 (.409) with 4 doubles and 4 RBI in his previous 5 games...Jacoby Ellsbury (2-for-5) hit safely for the 10th straight game, going 18-for-45 (.400) in that span...It marked his 3rd hit streak of at least 10 games this season...Jonathan Diaz started at 3B and went 0-for-3 in his ML debut...Esmil Rogers did not factor in the decision despite tossing 6.0 scoreless innings.


Sunday, June 30 vs. Toronto
(50-34, 1st, 2.5 GA BAL)
84

	1	2	3	4	5	6	7	8	9		R	H	E
Toronto	0	0	0	2	0	0	1	0	1	—	4	11	1
BOSTON	0	3	0	0	1	0	0	0	1	—	5	9	0

Winning Pitcher: UEHARA (1-0)

Losing Pitcher: Perez (1-1)

Save: None

Home Runs: Toronto: Reyes (2), Bautista (19); Boston: None

Time of Game: 3:10

Attendance: 37,425

The Red Sox earned their 7th walk-off win of the year, topping Toronto, 5-4...Shane Victorino reached on an error in the 9th inning, allowing the game-winning run to score...The Red Sox reached 50 wins by the end of June for just the 4th time in franchise history (2008, 1978, 1946)...Ryan Dempster did not factor in the decision, allowing 2 runs on 7 hits and 3 walks while fanning 2 over 5.1 innings...He remained unbeaten (4-0) in 6 starts this season when receiving at least 4 runs of support...Jacoby Ellsbury singled in the 5th inning to extend his hit streak to 11 games at .404 (19-for-47)...Brandon Snyder went 2-for-4 with a double and 2 RBI, picking up his 1st hit as a member of the Red Sox...Craig Breslow inherited a 1-out bases-loaded jam in the 6th inning and stranded all 3 runners...Andrew Miller came on with the potential tying run on 1st and 1 out in the 7th and struck out the next 2 batters.


Tuesday, July 2 vs. San Diego
(51-34, 1st, 3.5 GA BAL)
85

	1	2	3	4	5	6	7	8	9		R	H	E
San Diego	0	0	0	0	0	0	1	0	0	—	1	6	0
BOSTON	0	0	0	3	0	1	0	0	x	—	4	9	0

Winning Pitcher: LACKEY (6-5)

Losing Pitcher: Erlin (1-1)

Save: UEHARA (5)

Home Runs: San Diego: Guzman (4); Boston: None

Time of Game: 2:48

Attendance: 36,498

John Lackey allowed just 1 run on a solo home run over 8.0 innings as the Red Sox topped San Diego, 4-1...The right-hander gave up 6 hits, walked 3, and struck out 1...It marked his longest outing since also going 8.0 innings on 6/17/11 vs. MIL... David Ortiz hit his 500th career double in the 1st inning, becoming the 58th player in ML history to reach the mark...Brandon Snyder drove in the Red Sox' 1st 3 runs of the game with a 1-out double in the 4th inning...Jacoby Ellsbury (2-for-4) extended his hit streak to 12 games at .412 (21-for-51) with 5 doubles, 7 RBI, 4 walks, and 2 stolen bases...He hit safely in 26 of his previous 29 games since 5/26, going 49-for-127 (.386)...Robbie Erlin allowed 3 runs over 3.2 innings for the loss.


Wednesday, July 3 vs. San Diego
(52-34, 1st, 3.5 GA BAL)
86

	1	2	3	4	5	6	7	8	9		R	H	E
San Diego	1	0	0	0	0	0	0	0	0	—	1	6	0
BOSTON	0	0	0	1	0	0	0	0	1	—	2	9	0

Winning Pitcher: UEHARA (2-0)

Losing Pitcher: Gregerson (4-4)

Save: None

Home Runs: San Diego: None; Boston: Gomes (6)

Time of Game: 3:05

Attendance: 36,911

Jonny Gomes hit a pinch-hit, walk-off homer in the bottom of the 9th inning as the Red Sox won their 8th walk-off of the season, 2-1, over San Diego...It marked just the Red Sox' 2nd pinch-hit, walk-off homer since 1995 (also Jarrod Saltalamacchia on 5/26/12 vs. TB)...Jon Lester did not factor in the decision despite allowing just 1 run on 6 hits and a walk while striking out 5 over 7.0 innings...Jacoby Ellsbury singled in the 3rd inning to extend his hit streak to 13 games, his longest streak since a 13-gamer from 9/16-28/11...He hit .400 (22-for-55) with 5 doubles, 7 RBI, 4 walks, and 2 steals in that time...Edinson Volquez went 6.0 innings, allowing 1 run on 7 hits with 1 walk (IBB) and 6 strikeouts, but did not factor in the decision.


Thursday, July 4 vs. San Diego
(53-34, 1st, 4.5 GA BAL)
87

	1	2	3	4	5	6	7	8	9		R	H	E
San Diego	0	0	1	0	1	0	0	0	0	—	2	7	0
BOSTON	2	1	0	1	1	2	0	1	x	—	8	18	0

Winning Pitcher: WEBSTER (1-2)

Losing Pitcher: Stults (6-7)

Save: None

Home Runs: San Diego: None; Boston: Snyder (1), Ellsbury (2)

Time of Game: 3:21

Attendance: 37,607

Jacoby Ellsbury's solo home run in the bottom of the 8th inning helped the Red Sox' trump San Diego, 8-2, on Independence Day...Ellsbury went 3-for-4 with 3 runs scored, extending his hit streak to 14 games at .424 (25-for-59)...Allen Webster earned his 1st major league win in his 5th career start...He gave up 2 runs on 5 hits with 4 walks and 4 strikeouts over 6.0 innings...Dustin Pedroia turned in his 7th multi-hit effort in his previous 10 games, going 18-for-38 (.474) in that stretch...Boston finished the 9-game homestand with 8 wins, marking the club's best homestand of at least 9 games since 6/11-20/10 (also 8-1)...Eric Stults took the loss, allowing 4 runs on 9 hits over 4.1 innings.


Friday, July 5 at Los Angeles
(54-34, 1st, 5.5 GA BAL)
88

	1	2	3	4	5	6	7	8	9		R	H	E
BOSTON	0	2	0	0	0	0	1	2	1	—	6	13	0
Los Angeles	0	0	1	1	0	0	0	0	0	—	2	6	2

Winning Pitcher: DOUBRONT (5-3)

Losing Pitcher: Wilson (8-6)

Save: None

Home Runs: Boston: Ortiz (17), Napoli (10); Los Angeles: Kendrick (10)

Time of Game: 3:14

Attendance: 37,092

The Red Sox won their 5th straight game, topping Los Angeles, 6-2...LHP Felix Doubront earned the win, allowing 2 runs on 5 hits with 2 walks and 5 strikeouts over 6.2 innings...It marked the 6th straight game a BOS starter allowed 2 runs or fewer, combining for a 2.29 ERA (10 ER/39.1 IP) in that stretch...Jacoby Ellsbury went 1-for-5 with a stolen base to extend his hit streak to 15 games at a .406 clip (26-for-64) with 5 doubles, 1 homer, and 12 runs scored...David Ortiz slugged his 17th home run of the season, a pinch-hit, 2-run homer in the 8th inning...It was the Red Sox' 5th pinch-hit homer of the season...Dustin Pedroia (1-for-5) hit .452 (19-for-42) since 6/23 with multiple hits in 7 of 11 games...C.J. Wilson took the loss, allowing 3 runs (1 ER) over 6.2 innings.

2013 GAME BY GAME SUMMARIES, CONTINUED

	Saturday, July 6 at Los Angeles (54-35, 1st, 5.0 GA NYY)											89
--	---	--	--	--	--	--	--	--	--	--	--	-----------

	1	2	3	4	5	6	7	8	9	10	11	R	H	E
BOSTON	1	1	0	3	0	1	0	1	0	0	0	7	12	2
Los Angeles	0	2	1	0	0	0	0	0	4	0	2	9	17	3

Winning Pitcher: De La Rosa (4-1)

Losing Pitcher: BRESLOW (2-2)

Save: None

Home Runs: Boston: None; Los Angeles: Kendrick (11), Trout (14), Hamilton (12)

Time of Game: 4:22

Attendance: 36,112

The Red Sox snapped their 5-game winning streak, falling to Los Angeles in an 11.0-inning, walk-off loss, 9-7...Ryan Dempster did not factor in the decision after allowing 3 runs (2 ER) over 6.1 innings...He allowed 7 hits, walked 2, and struck out 4...Jacoby Ellsbury went 1-for-4 to extend his hit streak to 16 games...He hit .397 (27-for-68) with 5 doubles, a homer, 8 RBI, and 13 runs in that time...Andrew Miller left the game with a left foot injury suffered when running to back up home plate in the 7th inning...Dustin Pedroia (2-for-5, R, RBI, BB) reached base for the 12th straight game, hitting .447 (21-for-47) in that stretch...It marked his 9th multi-hit performance in his previous 14 contests...Jerome Williams allowed 5 runs (4 ER) over 3.0 IP.

	Sunday, July 7 at Los Angeles (54-36, 1st, 4.5 GA BAL, TB)											90
---	---	--	--	--	--	--	--	--	--	--	--	-----------

	1	2	3	4	5	6	7	8	9		R	H	E
BOSTON	0	0	0	0	0	0	0	0	0	—	0	5	0
Los Angeles	1	0	0	0	1	0	0	1	x	—	3	7	1

Winning Pitcher: Weaver (3-4)

Losing Pitcher: LACKEY (6-6)


Save: Frieri (22)

Home Runs: Boston: None; Los Angeles: Trout (15), Conger (6)

Time of Game: 2:57

Attendance: 39,018

The Red Sox lost their 2nd straight game to Los Angeles in a 5-hit shutout, 3-0...It was just their 3rd loss in their previous 12 contests...John Lackey fell to 6-6 despite allowing just 2 runs on 5 hits with 1 walk and 9 strikeouts over 7.0 innings...Jose Iglesias' 2nd-inning groundout was his 150th at-bat of the year, and he reached that mark with 60 hits for a .400 AVG...He became only the 3rd player in Red Sox history with as many as 60 hits through his 1st 150 AB of a season, joining Ted Williams (62-for-150 in 1941) and Manny Ramirez (62-for-150 in 2001) (Elias Sports Bureau)...Jacoby Ellsbury doubled to extend his hit streak to 17 games (.389, 28-for-72)...Jered Weaver tossed 6.2 scoreless innings, allowing 5 hits for the win.

	Monday, July 8 at Seattle (54-37, 1st, 3.5 GA TB)											91
---	--	--	--	--	--	--	--	--	--	--	--	-----------

	1	2	3	4	5	6	7	8	9		R	H	E
BOSTON	0	0	0	0	2	0	0	2	0	—	4	10	1
Seattle	0	0	0	2	1	3	4	1	x	—	11	15	0

Winning Pitcher: Hernandez (9-4)

Losing Pitcher: LESTER (8-5)

Save: None

Home Runs: Boston: None; Seattle: Ibanez (22)

Time of Game: 3:21

Attendance: 21,830

The Red Sox dropped their 3rd straight game, 11-4, to Seattle...Jon Lester took the loss, his 5th of the season, after surrendering 5 runs over 5.0 innings...He gave up 9 hits, including a home run, walked 2, and struck out 6...Daniel Nava went 2-for-5 with an RBI out of the leadoff spot, hitting safely in 4 straight games at a .474 pace (9-for-19), with multiple hits in 3 of those games...David Ortiz (2-for-2, BB) hit .373 (25-for-67) with a .468 OBP (12 walks) over his previous 19 games...He raised his AVG from .299 to .318 and his OBP from .382 to .405 in that span...Mike Napoli drove in his 56th run of the season with an RBI double in the 8th inning...Felix Hernandez earned the win allowing 2 runs on 6 hits over 7.0 IP.

	Tuesday, July 9 at Seattle (55-37, 1st, 3.5 GA TB)											92
---	---	--	--	--	--	--	--	--	--	--	--	-----------

	1	2	3	4	5	6	7	8	9		R	H	E
BOSTON	0	1	5	1	1	0	0	3	0	—	11	16	0
Seattle	2	3	2	0	0	0	0	1	0	—	8	13	0

Winning Pitcher: BRESLOW (3-2)

Losing Pitcher: Beavan (0-2)

Save: Uehara (6)

Home Runs: Boston: Ortiz (18), Pedroia (6), Napoli (11), Bradley, Jr. (2), Victorino (4); Seattle: Morales 2 (13)

Time of Game: 3:44

Attendance: 21,072

The Red Sox ended a 3-game losing skid with an 11-8 win in Seattle...5 Sox batters (Bradley, Jr., Napoli, Pedroia, Ortiz, and Victorino) combined for 5 homers in the win...The last time that any team, the Mariners or an opponent, had 5 different players homer in a game at Safeco Field was when BOS did it on 7/21/06 (Elias Sports Bureau)...Allen Webster did not factor in the decision after allowing 7 runs over 2.1 innings...With his 4-for-5 effort, David Ortiz tied Harold Baines for the most hits as a DH in major league history with 1,688...Dustin Pedroia went 2-for-5 with a run, 3 RBI, and a walk, improving to .400 (24-for-60) with 7 extra-base hits (4 2B, 3B, 2 HR) over his previous 15 games...Koji Uehara picked up his 6th save of the year with a perfect 9th.


Wednesday, July 10 at Seattle
(56-37, 1st, 3.5 GA TB)
93

	1	2	3	4	5	6	7	8	9		R	H	E
BOSTON	0	2	2	1	0	4	0	0	2	—	11	12	0
Seattle	0	0	0	0	0	0	1	3	0	—	4	9	1

Winning Pitcher: DOUBRONT (6-3)

Losing Pitcher: Harang (4-8)

Save: None

Home Runs: Boston: Ortiz (19); Seattle: Ryan (3)

Time of Game: 3:23

Attendance: 20,468

David Ortiz passed Harold Baines (1,688) for the most hits as a designated hitter in major league history with his 2nd-inning double, leading the Red Sox to an 11-4 win over Seattle...Ortiz went 2-for-3 with 2 runs, 3 RBI, and his 19th home run of the season...Felix Doubront earned the win after limiting the Mariners to 1 run on 5 hits with 2 walks and 6 strikeouts over 7.0 innings...Jacoby Ellsbury extended his hit streak to 18 games, going 3-for-4 with a double, 2 runs, and an RBI...He improved to .408 (31-for-76) with 7 doubles, a homer, 9 RBI, and 15 runs during the streak...Brandon Workman made his major league debut in relief of Doubront, allowing 3 runs on 4 hits with 4 K's in 2.0 innings.


Thursday, July 11 at Seattle
(57-37, 1st, 3.5 GA TB)
94

	1	2	3	4	5	6	7	8	9	10	R	H	E
BOSTON	1	0	0	3	3	0	0	0	0	1	8	10	2
Seattle	0	4	1	2	0	0	0	0	0	—	7	12	0

Winning Pitcher: WRIGHT (1-0)

Losing Pitcher: Wilhelmsen (0-3)

Save: UEHARA (7)

Home Runs: Boston: Ellsbury (3); Seattle: Seager (14)

Time of Game: 4:04

Attendance: 25,367

Daniel Nava's RBI single in the 10th inning drove in the go-ahead run as the Red Sox beat Seattle in extra innings, 8-7...The 2-out knock was Nava's 6th game-winning RBI in 2013 and he extended his hit streak to 7 games (.375, 12-for-32)...Ryan Dempster did not factor in the decision, allowing 7 runs (4 ER) on 9 hits over 3.1 innings...Steven Wright earned his 1st major league win with 5.2 innings of scoreless relief...He became only the 3rd pitcher since 1993 to earn his 1st big league win with a relief stint in which he pitched more than 5.0 innings and did not allow a run (Elias Sports Bureau)...Jacoby Ellsbury extended his hit streak to 19 games by going 2-for-4 with a home run...He improved to hitting .413 (33-for-80) during the streak.


Friday, July 12 at Oakland
(58-37, 1st, 4.5 GA TB)
95

	1	2	3	4	5	6	7	8	9		R	H	E
BOSTON	0	2	0	0	0	0	0	2	0	—	4	6	1
Oakland	0	0	0	0	1	1	0	0	0	—	2	3	2

Winning Pitcher: LACKEY (7-6)

Losing Pitcher: Doolittle (3-3)

Save: UEHARA (8)

Home Runs: Boston: None; Oakland: Lowrie (7)

Time of Game: 3:06

Attendance: 27,084

The Red Sox won their 4th straight game, 4-2, over Oakland...It was their 13th win in their previous 17 contests...John Lackey improved to 7-6 with 7.0 innings of 2-run ball...The right-hander gave up 3 hits, 4 walks, and struck out 5...Dustin Pedroia went 2-for-4 with a 2-out, 2-run single in the 8th inning that gave the Red Sox a 4-2 lead...10 of Boston's 12 runs over the team's previous 2 games came with 2 outs...Brock Holt drove in the Red Sox' 1st runs of the game with a 2-run single in the 2nd inning...He hit safely in his previous 6 games at .350 (7-for-20)...Koji Uehara fanned all 3 batters he faced in the 9th inning to earn his 8th save of the season...Jarrod Parker did not factor in the decision after allowing 2 runs on 3 hits over 7.0 innings.


Saturday, July 13 at Oakland
(58-38, 1st, 3.5 GA TB)
96

	1	2	3	4	5	6	7	8	9		R	H	E
BOSTON	0	0	0	0	0	0	0	0	0	—	0	7	0
Oakland	0	0	0	0	1	1	1	0	x	—	3	8	1

Winning Pitcher: Griffin (8-6)

Losing Pitcher: LESTER (8-6)

Save: Balfour (25)

Home Runs: Boston: None; Oakland: Norris (5)

Time of Game: 2:49

Attendance: 36,067

The Red Sox lost the 2nd game of their 3-game set with Oakland, 3-0...Jon Lester suffered his 6th defeat of the season, allowing 3 runs on 6 hits with 3 walks and 4 strikeouts over 6.1 innings...Mike Napoli went 2-for-4 with a double, the Red Sox' lone extra-base hit in the game...He reached base for the 26th straight road game and 11th game overall...The double was his 6th extra-base hit in his previous 9 games (3 2B, 3B, 2 HR)...Shane Victorino was the only other Red Sox player with multiple hits, going 2-for-4 with his 11th stolen base of the season...As a team, the Red Sox went 0-for-5 at the plate with runners in scoring position, leaving 8 runners on base total...A.J. Griffin earned the win after tossing 8.0 shutout innings, allowing 6 hits.

2013 GAME BY GAME SUMMARIES, CONTINUED



Sunday, July 14 at Oakland
(58-39, 1st, 2.5 GA TB)

97

	1	2	3	4	5	6	7	8	9	10	11		R	H	E
BOSTON	0	0	0	0	0	1	1	0	0	0	0	—	2	9	1
Oakland	0	0	0	0	0	0	2	0	0	0	1	—	3	5	0

Winning Pitcher: Cook (2-2)

Losing Pitcher: THORNTON (0-4)

Save: None

Home Runs: Boston: None; Oakland: Donaldson (16)

Time of Game: 3:34

Attendance: 31,417

In his 1st ML start and the Red Sox' final game before the All-Star break, Brandon Workman took a no-hitter into the 7th inning, but the Red Sox fell in 11.0 to Oakland, 3-2...Workman went 6.1 innings, allowing 2 runs on 2 hits with 1 walk and 5 strikeouts...He became the 1st Boston pitcher to take a no-hitter through 6.0 innings in his 1st big league start since Billy Rohr at NYY on 4/14/67 (Elias Sports Bureau)...Coco Crisp ended the no-hit bid with a leadoff single in the 7th...Jacoby Ellsbury went 3-for-5 with a run scored, raising his average to .387 (41-for-106) over his previous 25 games...Matt Thornton took the loss in his Red Sox debut, allowing 1 run in the 11th...Bartolo Colon allowed 2 runs in 6.1 innings, but did not factor in the decision.



Friday, July 19 vs. New York
(59-39, 1st, 2.5 GA TB)

98

	1	2	3	4	5	6	7	8	9		R	H	E
New York	0	0	0	1	1	0	0	0	0	—	2	5	0
BOSTON	1	2	0	0	0	0	1	0	x	—	4	8	1

Winning Pitcher: DOUBRONT (7-3)

Losing Pitcher: Pettitte (7-7)

Save: UEHARA (9)

Home Runs: New York: None; Boston: Ellsbury (4), Gomes (7)

Time of Game: 2:55

Attendance: 38,130

The Red Sox started the 2nd half of the season with a 4-2 victory over New York...Felix Doubront earned the win after allowing 2 runs (1 ER) over 6.1 innings...The left-hander allowed 3 hits, walked 3, and struck out 5...He improved to 3-0 in his previous 6 starts with a 1.83 ERA (8 ER/39.1 IP)...It marked his 12th consecutive start allowing 3 earned runs or fewer, matching the longest single-season streak by a Red Sox lefty since 1920, joining Bill Lee (5/5-6/25/73)...Jacoby Ellsbury homered to begin the bottom of the 1st inning, his 3rd homer in his previous 10 games...Jonny Gomes hit a 2-run shot in the 2nd inning, his 7th homer of 2013...Andy Pettitte took the loss after allowing 4 runs over 6.1 innings.



Saturday, July 20 vs. New York
(59-40, 1st, 1.5 GA TB)

99

	1	2	3	4	5	6	7	8	9		R	H	E
New York	0	0	0	0	1	0	3	0	1	—	5	12	1
BOSTON	0	0	0	0	0	0	2	0	0	—	2	7	1

Winning Pitcher: Kuroda (9-6)

Losing Pitcher: LACKEY (7-7)

Save: Rivera (31)

Home Runs: New York: None; Boston: None

Time of Game: 3:12 (0:21 delay)

Attendance: 37,601

The Red Sox lost to New York, 5-2, ending a 5-game winning streak at Fenway Park...John Lackey took the loss after allowing 4 runs on 10 hits with 7 strikeouts and no walks over 6.1 innings...He allowed more than 2 runs for the 1st time since 6/10 at TB (4 runs), snapping a streak of 6 games with 2 runs or less...David Ortiz (2-for-4, R) reached base for the 25th time in his previous 27 games, batting .367 (36-for-98) with 11 doubles, 5 homers, and 16 RBI in that time...Drake Britton made his ML debut, tossing a scoreless inning of relief...He became the 6th BOS pitcher to debut this season, matching the Sox' total over the previous 3 years combined (0 in 2012, 3 in 2011, 3 in 2010)...Hiroki Kuroda allowed 2 runs in 7.0 IP for the win.



Sunday, July 21 vs. New York
(60-40, 1st, 1.5 GA TB)

100

	1	2	3	4	5	6	7	8	9	10	11		R	H	E
New York	2	1	0	0	0	2	2	0	0	0	0	—	7	13	1
BOSTON	0	0	4	2	1	0	0	0	0	0	1	—	8	11	3

Winning Pitcher: BEATO (1-0)

Losing Pitcher: Warren (1-1)

Save: None

Home Runs: New York: None; Boston: Napoli 2 (13), Gomes (8)

Time of Game: 4:46

Attendance: 38,138

Mike Napoli hit a walk-off solo home run in the bottom of the 11th inning as the Red Sox took 2 games out of 3 from New York, 8-7...The Red Sox reached 60 wins in their 1st 100 contests of a season for the 19th time in club history and 5th time in the last 11 years (2003, 2006, 2007, 2011)...Ryan Dempster did not factor in the decision, allowing 5 runs (3 ER) over 5.1 innings...He gave up 6 hits, walked 4, and struck out 4...Napoli's walk-off homer was his 2nd of the game, also hitting a 3-run blast in the 3rd inning...He became the 1st Red Sox to hit 2 homers, including a walk-off, in a game vs. NYY since Vern Stephens on 5/30/51 (G1)...Jonny Gomes clubbed his 8th home run of the season in the 5th inning, marking his 5th home run in his previous 19 games.

**Monday, July 22 vs. Tampa Bay**
(60-41, 1st, 0.5 GA TB)**101**

	1	2	3	4	5	6	7	8	9		R	H	E
Tampa Bay	1	0	0	0	1	0	0	0	1	—	3	8	0
BOSTON	0	0	0	0	0	0	0	0	0	—	0	2	0

Winning Pitcher: Moore (14-3)**Losing Pitcher:** WORKMAN (0-1)**Save:** None**Home Runs:** Tampa Bay: None; Boston: None**Time of Game:** 2:52**Attendance:** 35,016

The Red Sox were held to just 2 hits in a complete-game shutout by Tampa Bay starter Matt Moore, losing 3-0...Moore became the 1st opposing pitcher to throw a 9.0-inning shutout at Fenway Park since Roy Halladay on 9/30/09...Brandon Workman held the Rays to 2 runs in 6.0 innings in his 2nd career major league start, but suffered the loss...He struck out 4 and issued 2 walks with 7 hits allowed...Workman became the 2nd Red Sox pitcher since 2000 to allow 2 runs or fewer in each of his 1st 2 big league starts, along with Justin Masterson in 2008...Mike Napoli went 1-for-2 with a walk, accounting for 2 of Boston's 3 base runners and 1 of the club's 2 hits...Moore issued 1 walk and struck out 4 in the complete-game effort.

**Tuesday, July 23 vs. Tampa Bay**
(61-41, 1st, 1.5 GA TB)**102**

	1	2	3	4	5	6	7	8	9		R	H	E
Tampa Bay	0	1	0	0	0	1	0	0	0	—	2	7	1
BOSTON	0	1	1	0	1	0	0	3	x	—	6	12	0

Winning Pitcher: LESTER (9-6)**Losing Pitcher:** Hernandez (5-11)**Save:** None**Home Runs:** Tampa Bay: Myers (5), Longoria (21); Boston: None**Time of Game:** 3:06**Attendance:** 34,609

The Red Sox beat Tampa Bay, 6-2, for their 10th win of the season over the Rays...The win clinched the Red Sox' 1st season series win over TB since 2007 (13-5)...Jon Lester allowed 2 runs on a pair of solo homers for his 9th win of the year...He struck out 8 over 6.1 innings with no walks...David Ortiz went 2-for-4, collecting multiple hits for the 6th time in his previous 12 games (.386, 17-for-44, 5 2B, 2 HR, 6 BB)...Shane Victorino stole home as part of a double steal with Dustin Pedroia in the 3rd inning, marking the 1st steal of home by a Red Sox since Ryan Kalish on 10/3/10 vs. NYY, also part of a double steal...Koji Uehara tossed a perfect 9th inning with 2 strikeouts, his 11th straight appearance without allowing an earned run (11.1 IP).

**Wednesday, July 24 vs. Tampa Bay**
(61-42, 1st, 0.5 GA TB)**103**

	1	2	3	4	5	6	7	8	9		R	H	E
Tampa Bay	0	0	3	0	0	0	0	2	0	—	5	11	0
BOSTON	0	0	0	0	0	0	1	0	0	—	1	5	1

Winning Pitcher: Price (5-5)**Losing Pitcher:** DOUBRONT (7-4)**Save:** None**Home Runs:** Tampa Bay: None; Boston: Napoli (14)**Time of Game:** 3:00**Attendance:** 36,514

The Sox managed just 1 run on 5 hits in a complete-game effort from Tampa Bay starter David Price, losing 5-1...It was the Sox' 5th defeat in their previous 8 games...Felix Doubront took the loss despite holding the Rays to 3 runs in 6.2 innings, snapping a 7-start undefeated streak since 6/8...He gave up all 3 runs in a 3-hit 3rd inning, after which he retired 12 of his remaining 15 batters faced...It was his 13th straight start allowing 3 ER or fewer dating back to 5/16, posting a 2.71 ERA (24 ER/79.2 IP) during that stretch...Mike Napoli hit a solo home run in the 7th inning for Boston's only run of the game, finishing 2-for-3 with a double...It was his 5th homer in his previous 14 games...Price struck out 4 and did not issue a walk.

**Friday, July 26 at Baltimore**
(61-43, 2nd, 0.5 GB TB)**104**

	1	2	3	4	5	6	7	8	9		R	H	E
BOSTON	0	0	0	0	0	0	0	0	0	—	0	4	1
Baltimore	2	0	1	0	1	0	1	1	x	—	6	10	0

Winning Pitcher: Tillman (13-3)**Losing Pitcher:** LACKEY (7-8)**Save:** None**Home Runs:** Boston: None; Baltimore: Jones 2 (22), Machado (9), Hardy (18)**Time of Game:** 2:35**Attendance:** 39,063

The Red Sox lost in a shutout, 6-0, to Baltimore, falling into 2nd place in the AL East, 0.5 games behind the Rays...The Sox had been atop the division for 60 straight days since reclaiming 1st place on 5/27...John Lackey took his 8th loss of the season, allowing 5 runs on 9 hits, including 3 home runs, over 6.1 innings...Jacoby Ellsbury recorded Boston's only extra-base hit of the contest, going 2-for-4 with a double...Over his previous 31 games, Ellsbury hit .364 (47-for-129)...David Ortiz went 1-for-3 with a walk, reaching base safely in 30 of his previous 32 games at .362 (42-for-116) with 11 doubles, 5 homers, 16 RBI, and 18 walks in that time...Chris Tillman shut the Red Sox out over 7.0 innings, allowing just 2 hits for the win.



Saturday, July 27 at Baltimore (62-43, 2nd, 0.5 GB TB)

105

	1	2	3	4	5	6	7	8	9		R	H	E
BOSTON	0	0	1	3	0	2	1	0	0	—	7	10	0
Baltimore	0	0	0	0	1	1	0	1	0	—	3	9	0

Winning Pitcher: DEMPSTER (6-8)

Losing Pitcher: Feldman (2-2)

Save: None

Home Runs: Boston: Drew 2 (7), Victorino (5); Baltimore: None

Time of Game: 3:21 (0:27 delay)

Attendance: 44,765

Stephen Drew hit 2 homers and drove in 5 as the Sox beat Baltimore, 7-3...It was Drew's 1st multi-homer game for the Red Sox, joining his brother J.D. Drew as the 2nd pair of brothers to each have a multi-homer game as a Red Sox (also, Tony and Billy Conigliaro)...Drew also became the 1st Red Sox shortstop with a 2+ HR, 5+ RBI game since Nomar Garciaparra, 7/23/02-G1 (3 HR, 8 RBI)...Ryan Dempster allowed 2 runs on 6 hits over 5.1 innings for the win...The right-hander walked 2 and struck out 4...Shane Victorino slugged his 5th home run of the season, a solo shot in the 7th inning...Koji Uehara extended his scoreless innings streak to 12.1 (12 G) with a scoreless 9th inning...Scott Feldman took the loss, allowing 4 runs over 5.0 innings.



Sunday, July 28 at Baltimore (63-43, 1st, 0.5 GA TB)

106

	1	2	3	4	5	6	7	8	9		R	H	E
BOSTON	1	0	2	0	0	0	0	2	0	—	5	10	1
Baltimore	0	0	0	0	0	0	0	0	0	—	0	5	0

Winning Pitcher: LESTER (10-6)

Losing Pitcher: Hammel (7-8)

Save: None

Home Runs: Boston: Ortiz (20); Baltimore: None

Time of Game: 2:58

Attendance: 32,891

David Ortiz homered and Jon Lester threw 7.0 shutout innings, leading the Red Sox to a 5-0 victory over Baltimore...It was their 21st series win and 5th shutout win of the season...Lester earned his 10th win of the year, holding the O's to 4 hits with 2 walks and 8 strikeouts...Ortiz went 4-for-4 with 2 runs, 2 RBI, and his 20th homer of the season...It gave Ortiz 11 career 20-homer seasons with the Sox, tying him with Dwight Evans for the 2nd-most in club history behind Ted Williams' 16...Mike Napoli (2-for-4, 2 2B, RBI, R) collected his 11th game with multiple extra-base hits in 2013...In 18 games since 7/4, he racked up 13 extra-base hits (7 2B, 3B, 5 HR), tied for the most in the majors in that time.



Monday, July 29 vs. Tampa Bay (63-44, 2nd, 0.5 GB TB)

107

	1	2	3	4	5	6	7	8	9		R	H	E
Tampa Bay	0	0	0	1	1	0	0	0	0	—	2	9	0
BOSTON	0	0	0	0	0	1	0	0	0	—	1	5	0

Winning Pitcher: Price (6-5)

Losing Pitcher: DOUBRONT (7-5)

Save: Rodney (26)

Home Runs: Tampa Bay: None; Boston: Snyder (2)

Time of Game: 3:21 (0:39 delay)

Attendance: 37,242

In the makeup of a rescheduled game from 7/25, the Red Sox lost to the Rays, 2-1...The game was delayed for 39 minutes in the 8th inning due to rain...Felix Doubront suffered his 2nd consecutive loss despite holding the Rays to 2 runs on 8 hits, 3 walks, and a hit batter over 5.0 innings...Doubront allowed 3 earned runs or fewer for the 14th consecutive start dating back to 5/16, posting a 2.76 ERA (26 ER/84.2 IP) in that time...Brandon Snyder hit his 2nd home run of the season, a solo shot in the 6th inning...Koji Uehara threw a perfect 9th inning, extending his scoreless streak to 13 games (13.1 IP) with 1 walk and 17 strikeouts in that span...David Price held the Red Sox to 1 run on 2 hits over 7.1 innings for the win.



Tuesday, July 30 vs. Seattle (64-44, 2nd, 0.5 GB TB)

108

	1	2	3	4	5	6	7	8	9		R	H	E
Seattle	1	0	0	0	0	0	0	0	1	—	2	8	1
BOSTON	2	3	0	1	0	0	0	2	x	—	8	11	0

Winning Pitcher: WORKMAN (1-1)

Losing Pitcher: Saunders (9-10)

Save: None

Home Runs: Seattle: None; Boston: Ellsbury (5), Pedroia (7), Saltalamacchia (9)

Time of Game: 2:44

Attendance: 34,578

Brandon Workman earned the 1st win of his major league career with 6.0 innings of 1-run ball as the Red Sox cruised to an 8-2 win over Seattle...In his 4th big league game (3rd start), he held the Mariners to 6 hits with 1 walk and 9 strikeouts...He became the 1st Red Sox pitcher to hold opponents to 2 runs or fewer and throw at least 6.0 innings in each of his 1st 3 ML starts since Rick Jones in 1976...Jacoby Ellsbury hit his 5th home run of the season with a solo shot in the 2nd inning...It was his 4th homer in his previous 18 games after just 1 homer in his 1st 79 games of the season...Dustin Pedroia went 2-for-4 with 3 RBI and hit a 2-run homer in a 9-pitch at-bat in the 2nd inning...Joe Saunders took the loss after allowing 6 runs 5 (ER) over 5.0 innings.


Wednesday, July 31 vs. Seattle
(65-44, 1st, 0.5 GA TB)
109

	1	2	3	4	5	6	7	8	9	10	11	12	13	14	15		R	H	E
Seattle	0	0	0	1	0	2	0	1	0	0	0	0	0	0	0	—	4	16	2
BOSTON	0	0	0	0	2	0	2	0	0	0	0	0	0	0	1	—	5	12	0

Winning Pitcher: BRITTON (1-1)

Losing Pitcher: Luetge (0-2)

Save: None

Home Runs: Seattle: Seager (17); Boston: Pedroia (8)

Time of Game: 5:03

Attendance: 35,059

Stephen Drew hit a walk-off RBI single in the bottom of the 15th inning, delivering the Sox' 10th walk-off win of the season, 5-4, over Seattle...The 10 walk-offs were the Sox' most in a season since 1996 (10) and matched the club's most in any season before August (1918 and 1931)...John Lackey did not factor in the decision, allowing 3 runs on 8 hits and a walk while striking out 6 over 7.0 innings...11 of his previous 14 games were quality starts, posting a 2.99 ERA (31 ER/93.1 IP) in that span...Drake Britton earned his 1st ML win with 2.0 scoreless innings of relief, extending his scoreless streak to 6 games (8.0 IP)...Koji Uehara threw 2.0 perfect frames with 3 K's, marking his 13th scoreless outing in his previous 14 appearances (15.1 IP).


Thursday, August 1 vs. Seattle
(66-44, 1st, 1.0 GA TB)
110

	1	2	3	4	5	6	7	8	9		R	H	E
Seattle	1	0	1	0	5	0	0	0	0	—	7	11	0
BOSTON	0	0	1	0	0	0	0	1	6	—	8	13	0

Winning Pitcher: WRIGHT (2-0)

Losing Pitcher: Perez (2-3)

Save: None

Home Runs: Seattle: Blanco (2); Boston: Victorino (6)

Time of Game: 3:17

Attendance: 35,886

Trailing Seattle, 7-2, entering the bottom of the 9th inning, the Red Sox scored 6 runs on 6 hits and 2 walks in the final frame, winning on Daniel Nava's walk-off single, 8-7...It was the 1st time the Red Sox scored 5 runs in an inning to win in walk-off fashion since overcoming a 5-0 deficit to win 6-5 on 5/13/07 vs. BAL...Ryan Dempster allowed 7 runs on 9 hits over 6.0 innings and did not factor in the decision...Nava was the 10th batter to come to the plate in the 9th, extending the frame with a walk...Jonny Gomes drew a pinch-hit walk in the 8th inning and hit an RBI single in the 9th...Steven Wright, recalled from Pawtucket before the game, threw 3.0 scoreless innings of relief for the win.


Friday, August 2 vs. Arizona
(66-45, 1st, 1.0 GA TB)
111

	1	2	3	4	5	6	7	8	9		R	H	E
Arizona	2	0	1	0	3	0	1	0	0	—	7	16	1
BOSTON	2	2	0	0	0	2	0	0	0	—	6	9	0

Winning Pitcher: Delgado (4-3)

Losing Pitcher: BEATO (1-1)

Save: Ziegler (6)

Home Runs: Arizona: Goldschmidt (25), Ross (7); Boston: Ortiz (21), Drew (8)

Time of Game: 3:32

Attendance: 37,652

The Red Sox snapped their 3-game winning streak, falling to Arizona, 7-6...Jon Lester surrendered 6 runs on 11 hits over just 4.1 innings, but did not factor in the decision...He struck out 6 and did not issue a walk...Jacoby Ellsbury extended his hit streak to 8 games, going 2-for-5 with a triple and a run scored...During that time he hit at a .324 clip (12-for-37) with 2 doubles, 1 triple, 1 homer, and 6 runs scored...Stephen Drew hit a 2-run homer in the 6th inning, his 8th longball of the season...David Ortiz hit a 2-run homer in the 1st inning that knotted the score at 2, marking his 1st home run at Fenway Park since 6/9 vs. LAA...He hit 7 HR's on the road in that time...Randall Delgado earned the win despite allowing 6 runs (4 ER) over 6.0 innings.


Saturday, August 3 vs. Arizona
(67-45, 1st, 1.0 GA TB)
112

	1	2	3	4	5	6	7	8	9		R	H	E
Arizona	0	0	0	1	0	0	0	1	0	—	2	6	1
BOSTON	0	0	0	0	1	0	2	2	x	—	5	9	0

Winning Pitcher: PEAVY (9-4)

Losing Pitcher: Corbin (12-3)

Save: UEHARA (10)

Home Runs: Arizona: Goldschmidt (26); Boston: Victorino (7), Saltalamacchia (10)

Time of Game: 3:02

Attendance: 37,941

Jake Peavy earned the win in his Red Sox debut, leading them to a 5-2 victory over Arizona...Peavy allowed 2 runs on 4 hits, including a home run, over 7.0+ innings with 7 strikeouts and 2 walks...He became the 1st pitcher to allow 4 hits or less in 7.0 or more innings in his Boston debut since Hideo Nomo's no-hitter on 4/4/01 at BAL...Jarrod Saltalamacchia went 1-for-4 with his 10th home run of the year, a 2-run blast in the 8th inning...He reached double digits in HRs for the 3rd consecutive season with the Red Sox, tying Rich Gedman for the 4th-most double-digit home run seasons by a Red Sox catcher...Jacoby Ellsbury stole his 40th base of the year, joining Tris Speaker (1912-14) as the only players to record 3, 40-steal seasons as a Red Sox.


Sunday, August 4 vs. Arizona
(68-45, 1st, 1.0 GA TB)
113

	1	2	3	4	5	6	7	8	9		R	H	E
Arizona	0	0	0	0	0	0	0	0	0	—	0	8	1
BOSTON	0	0	0	0	2	2	0	0	x	—	4	9	1

Winning Pitcher: DOUBRONT (8-5)

Losing Pitcher: McCarthy (2-5)

Save: None

Home Runs: Arizona: None; Boston: None

Time of Game: 3:16

Attendance: 37,611

The Red Sox earned their major league-leading 23rd series win with a 4-0 victory over Arizona...Felix Doubront limited the Diamondbacks to 5 hits in 7.0 shutout innings with 5 K's...He allowed 3 ER or fewer for the 15th straight start dating back to 5/16, marking the longest such streak by a Red Sox starter in a single season since Tim Wakefield went 17 GS from 5/27-8/13/95...Jacoby Ellsbury (1-for-4, 2 RBI) hit safely for the 10th straight game...During that time he hit .311 (14-for-45) and it marked his 4th double-digit hit streak this season...Drake Britton extended his scoreless streak to 7 games (9.0 IP) with 1.0 shutout frame...He became the 1st Red Sox ever to begin his career with 7 scoreless outings (Elias Sports Bureau).


Monday, August 5 at Houston
(68-46, 1st, 0.5 GA TB)
114

	1	2	3	4	5	6	7	8	9		R	H	E
BOSTON	0	0	0	0	0	0	0	0	0	—	0	5	0
Houston	0	0	0	0	1	0	1	0	x	—	2	8	1

Winning Pitcher: Oberholzer (2-0)

Losing Pitcher: LACKEY (7-9)

Save: Fields (1)

Home Runs: Boston: None; Houston: None

Time of Game: 3:11

Attendance: 24,543

The Red Sox kicked off their season-long, 11-day road trip with a 2-0 loss to Houston, snapping a 7-game win streak against the club...John Lackey suffered the loss despite holding the Astros to 2 runs over 6.0 innings with 10 strikeouts...The right-hander allowed 8 hits and walked 2...Dustin Pedroia went 2-for-4, reaching base for the 98th time in 113 games this season...Stephen Drew doubled to extend his hit streak to 6 games at a .455 clip (10-for-22)...Craig Breslow threw a scoreless 8th inning out of the bullpen, marking his 6th straight scoreless appearance (6.0 IP)...In that span, opposing batters went 2-for-19 (.105) against him...Brett Oberholzer shut the Red Sox out over 7.0 innings of 4-hit ball to earn the win.


Tuesday, August 6 at Houston
(69-46, 1st, 1.5 GA TB)
115

	1	2	3	4	5	6	7	8	9		R	H	E
BOSTON	0	0	3	0	5	5	2	0	0	—	15	15	0
Houston	3	2	1	1	0	2	0	1	0	—	10	11	2

Winning Pitcher: WORKMAN (2-1)

Losing Pitcher: Lyles (4-6)

Save: None

Home Runs: Boston: Ellsbury 2 (7), Gomes (9); Houston: Grossman (2), Wallace (9), Elmore (2)

Time of Game: 3:54

Attendance: 21,620

The Red Sox broke out for 15 hits in a 15-10 win over Houston...With 5 runs in both the 5th and 6th innings, Boston had its 1st back-to-back frames with at least 5 runs in each since the 6th and 7th on 9/10/04 at SEA (Elias Sports Bureau)...Steven Wright lasted just 1.0 inning, allowing 3 runs on 1 hit, 2 walks, and a wild pitch...Jacoby Ellsbury hit 2 homers with 3 RBI and 4 runs scored...He joined Fred Lynn (6/18/75 at DET) and Ellis Burks (6/10/87 at BAL) as the only other Red Sox CF in the live ball era (since 1920) to score 4 runs and hit 2 homers in a game...Jonny Gomes hit his 4th pinch-hit homer of 2013, a 3-run shot in the 6th inning...He matched Del Wilber (1953) for the most pinch-hit homers in a single season in Sox history.


Wednesday, August 7 at Houston
(70-46, 1st, 2.5 GA TB)
116

	1	2	3	4	5	6	7	8	9		R	H	E
BOSTON	0	1	1	0	0	0	2	0	3	—	7	12	0
Houston	0	0	2	0	0	3	0	0	0	—	5	8	0

Winning Pitcher: TAZAWA (5-3)

Losing Pitcher: Fields (1-2)

Save: UEHARA (11)

Home Runs: Boston: Gomes (10), Drew (9); Houston: Grossman (3)

Time of Game: 3:53

Attendance: 22,205

Stephen Drew hit a 3-run, go-ahead home run in the top of the 9th inning, lifting the Red Sox to a 7-5 come-from-behind victory over Houston...It marked the 18th time in 70 wins the Red Sox scored the winning run in their last at-bat (25.7%)...Ryan Dempster did not factor in the decision, allowing 5 runs on 7 hits, including a home run, with 7 strikeouts over 6.0 innings...Drew (2-for-4, R, 3 RBI) extended his hit streak to 9 games at .464 (13-for-28) with a double, 2 homers, 7 RBI, and 9 walks in that time...David Ortiz tallied 4 hits for the 2nd straight game, marking the 1st time in his career he recorded that many hits in consecutive contests...Koji Uehara struck out the side in the 9th for his 11th save, extending his scoreless streak to 15.0 innings since 7/9.

	Thursday, August 8 at Kansas City (70-47, 1st, 2.0 GA TB)												117		
--	--	--	--	--	--	--	--	--	--	--	--	--	------------	--	--

	1	2	3	4	5	6	7	8	9		R	H	E
BOSTON	0	0	0	0	0	0	0	0	1	—	1	7	2
Kansas City	3	0	0	0	0	0	0	2	x	—	5	7	0

Winning Pitcher: Chen (5-0)**Losing Pitcher:** LESTER (10-7)**Save:** Hochevar (2)**Home Runs:** Boston: None; Kansas City: Butler (10), Maxwell (4)**Time of Game:** 2:38**Attendance:** 21,121

The Red Sox suffered just their 3rd loss in their previous 10 games, falling to Kansas City, 5-1...Jon Lester took the loss despite allowing just 3 runs (1 ER) all in the 1st inning...He went 7.0 innings total, allowing 5 hits, 2 walks, and striking out 4...Stephen Drew went 2-for-4 and drove in the club's only run to extend his hit streak to 9 games...In that time he went 15-for-32 (.469) with a double, 2 HR, 8 RBI, and 9 walks, with 6 multi-hit efforts...Over his previous 27 games since 6/19, Drew posted a .341 AVG, .430 OBP, and .600 SLG...Jonny Gomes (1-for-4, 2B, R) collected an extra-base hit for the 4th straight game...Bruce Chen held the Red Sox scoreless over 7.2 innings of 5-hit ball to earn the win.

	Friday, August 9 at Kansas City (70-48, 1st, 2.0 GA TB)												118		
---	--	--	--	--	--	--	--	--	--	--	--	--	------------	--	--

	1	2	3	4	5	6	7	8	9		R	H	E
BOSTON	1	0	2	3	0	0	0	0	0	—	6	11	0
Kansas City	0	2	1	0	0	6	0	0	x	—	9	16	0

Winning Pitcher: Bueno (1-0)**Losing Pitcher:** BRITTON (1-1)**Save:** Holland (31)**Home Runs:** Boston: Ortiz (22); Kansas City: Maxwell (5), Gordon (12)**Time of Game:** 3:25**Attendance:** 29,485

The Red Sox dropped their 2nd straight game to Kansas City, 9-6...Jake Peavy did not factor in the decision after allowing 6 runs on 10 hits, including 2 home runs, with 1 walk over 5.0 innings... Stephen Drew went 1-for-5 to extend his hit streak to 10 games, his longest since a 12-gamer from 7/3-8/5/10 with ARI...During the streak, Drew went 16-for-37 (.432) with a double, 2 homers, 8 RBI, and 9 walks...David Ortiz went 2-for-5 with a solo home run and 2 runs scored...It marked his 22nd straight game in which he reached base safely (.368, 32-for-87, 10 BB)...Mike Napoli drove in 3 runs, going 2-for-3 with a double, walk, and a run scored...Ervin Santana allowed 6 runs on 9 hits over 3.2 innings, but did not factor in the decision.

	Saturday, August 10 at Kansas City (71-48, 1st, 3.0 GA TB)												119		
---	---	--	--	--	--	--	--	--	--	--	--	--	------------	--	--

	1	2	3	4	5	6	7	8	9		R	H	E
BOSTON	0	0	0	4	0	1	0	0	0	—	5	12	0
Kansas City	0	0	0	0	3	0	0	0	0	—	3	10	0

Winning Pitcher: WORKMAN (3-1)**Losing Pitcher:** Guthrie (12-8)**Save:** UEHARA (12)**Home Runs:** Boston: None; Kansas City: None**Time of Game:** 3:28**Attendance:** 38,742

Jacoby Ellsbury had 4 hits, helping the Red Sox to a 5-3 win over Kansas City...Ellsbury went 4-for-5 with 2 doubles and 2 RBI while adding his MLB-high 42nd stolen base of the season...Felix Doubront did not factor in the decision after allowing 3 runs on 6 hits with 4 walks and 3 strikeouts over 4.0 innings...Stephen Drew extended his hit streak to 11 games, going 1-for-4 with a double...During that stretch he hit .415 (17-for-41) with 2 doubles, 2 homers, 8 RBI, and 9 walks...Brandon Workman earned his 3rd win in as many appearances, tossing 1.1 scoreless frames of relief with 3 strikeouts...Will Middlebrooks went 2-for-4 with 2 RBI after the Red Sox recalled him from Pawtucket...Jeremy Guthrie took the loss, allowing 5 runs over 6.0 innings.

	Sunday, August 11 at Kansas City (71-49, 1st, 3.0 GA TB)												120		
---	---	--	--	--	--	--	--	--	--	--	--	--	------------	--	--

	1	2	3	4	5	6	7	8	9		R	H	E
BOSTON	1	0	0	0	0	2	0	0	0	—	3	7	0
Kansas City	1	2	1	0	0	0	0	0	x	—	4	9	1

Winning Pitcher: Shields (7-8)**Losing Pitcher:** LACKEY (7-10)**Save:** Holland (32)**Home Runs:** Boston: None; Kansas City: Gordon (13)**Time of Game:** 2:56**Attendance:** 24,935

The Red Sox lost for the 3rd time in their previous 4 games, falling to Kansas City, 4-3...John Lackey allowed 4 runs on 7 hits with 2 walks and 5 strikeouts over 7.0 innings for the loss...Stephen Drew went 2-for-4 with a double and a run scored to extend his hit streak to 12 games...During that time he hit .422 (19-for-45) with 3 doubles, 2 homers, 9 RBI, and 9 walks...Shane Victorino went 1-for-3 with a double and a run, hitting safely in 11 of his previous 13 games at a .364 clip (20-for-55)...Ryan Lavarnway went 2-for-4 with a team-high 2 RBI...Drake Britton allowed 2 hits and issued 2 walks (1 IBB) in a scoreless 8th inning...James Shields earned the win, holding the Sox to 3 runs (2 ER) on 7 hits over 7.0 innings.

2013 GAME BY GAME SUMMARIES, CONTINUED


Tuesday, August 13 at Toronto
(72-49, 1st, 4.0 GA TB)
121

	1	2	3	4	5	6	7	8	9	10	11		R	H	E
BOSTON	0	0	0	0	0	0	2	0	0	0	2	—	4	10	0
Toronto	0	0	0	0	1	0	0	1	0	0	0	—	2	6	1

Winning Pitcher: UEHARA (3-0)

Losing Pitcher: Loup (4-5)

Save: None

Home Runs: Boston: None; Toronto: Arencibia (18)

Time of Game: 3:37

Attendance: 32,816

Shane Victorino delivered a go-ahead, 2-run double in the top of the 11th inning as the Red Sox topped Toronto in extra innings, 4-2...It was Boston's 19th win of the season in the team's last at-bat of the game...Ryan Dempster did not factor in the decision despite holding the Blue Jays to 1 run over 7.0 innings...He allowed 4 hits, walked 2, and struck out 4...Dustin Pedroia (2-for-6, 2B, RBI) stole his 15th base of the year, becoming the 1st Red Sox player in the live ball era (since 1920) to amass as many 15+ SB campaigns...Koji Uehara pitched a perfect final 1.1 innings for the win, extending his scoreless streak to 17.1 innings (15 G) since 7/9...Todd Redmond held the Red Sox scoreless over 5.1 innings, but did not factor in the decision.


Wednesday, August 14 at Toronto
(72-50, 1st, 3.0 GA TB)
122

	1	2	3	4	5	6	7	8	9	10		R	H	E
BOSTON	0	0	0	0	0	1	0	0	2	0	—	3	9	3
Toronto	0	0	1	1	0	1	0	0	0	1	—	4	8	0

Winning Pitcher: LINCOLN (1-1)

Losing Pitcher: WORKMAN (3-2)

Save: None

Home Runs: Boston: Ortiz (23), Napoli (15); Toronto: None

Time of Game: 3:20

Attendance: 31,695

The Red Sox lost in walk-off fashion to Toronto, 4-3, in 10.0 innings...Jon Lester did not factor in the decision after allowing 3 runs (2 ER) on 6 hits with 2 walks and 3 strikeouts over 6.1 innings...Mike Napoli snapped an 0-for-16 drought with a 2-run homer with 2 out in the 9th inning to send the game to extra innings...David Ortiz hit his 23rd home run of the season, matching his 2012 total...He became the 1st Red Sox player ever to record at least 23 homers in 11 straight seasons...Jarrod Saltalamacchia went 2-for-4 with 2 doubles, giving him 5 doubles in his previous 6 games...Dustin Pedroia went 2-for-5 and stole his 16th base of the season...Esmil Rogers held the Red Sox to 1 run over 6.0 innings.


Thursday, August 15 at Toronto
(72-51, 1st, 2.0 GA TB)
123

	1	2	3	4	5	6	7	8	9		R	H	E
BOSTON	0	0	0	1	0	0	0	0	0	—	1	11	1
Toronto	0	0	0	0	0	0	2	0	x	—	2	6	0

Winning Pitcher: BUEHRLE (9-7)

Losing Pitcher: PEAVY (9-5)

Save: Janssen (22)

Home Runs: Boston: None; Toronto: None

Time of Game: 2:43

Attendance: 40,477

The Red Sox completed their season-long, 10-game road trip with a 2-1 loss to Toronto, finishing the trek with a 4-6 record...Red Sox hitters went 2-for-11 with runners in scoring position and they left 12 runners on base total...Jake Peavy took the loss despite allowing 2 runs over 6.0+ innings...He left the game with runners on 1st and 3rd and no outs in the 7th with the Red Sox trailing 2-1...Peavy surrendered 5 hits and struck out 4...Daniel Nava reached base in his 28th consecutive start, going 3-for-4 with 2 doubles and a run...Dustin Pedroia went 3-for-5, reaching base for the 12th straight game (.300, 15-for-50, 7 BB)...Mark Buehrle earned the win after holding the Red Sox to 1 run on 10 hits over 7.0 innings.


Friday, August 16 vs. New York
(72-52, 1st, 1.0 GA TB)
124

	1	2	3	4	5	6	7	8	9		R	H	E
New York	1	2	3	1	0	0	0	0	3	—	10	15	2
BOSTON	0	0	0	1	0	0	2	0	0	—	3	10	3

Winning Pitcher: PETTITTE (8-9)

Losing Pitcher: DOUBRONT (8-6)

Save: None

Home Runs: New York: Reynolds (16), Soriano (8); Boston: None

Time of Game: 3:31

Attendance: 38,143

The Red Sox dropped their 3rd straight contest, 10-3, to New York...The 7-run margin of defeat was their most since 7/8 at SEA (11-4 loss)...Felix Doubront gave up 7 runs (6 ER) over 4.0 innings...He allowed 8 hits, 2 walks, and struck out 4 for the loss...It ended a streak of 16 consecutive starts allowing 3 ER or fewer dating back to 5/16, matching Babe Ruth (last 16 starts of 1916) as the longest such single-season streak in Red Sox history by a left-hander...Dustin Pedroia went 2-for-4 with Boston's 1st 2 runs scored, his team-leading 44th multi-hit game of the season...Will Middlebrooks singled for the Sox' 1st hit of the game in the 3rd inning...Andy Pettitte earned the win, allowing 3 unearned runs (0 ER) over 6.2 innings.


Saturday, August 17 vs. New York
(73-52, 1st, 2.0 GA TB)
125

	1	2	3	4	5	6	7	8	9		R	H	E
New York	0	0	0	0	1	0	0	0	0	—	1	8	2
BOSTON	0	0	0	3	0	2	1	0	x	—	6	14	0

Winning Pitcher: LACKEY (8-10)

Losing Pitcher: Kuroda (11-8)

Save: None

Home Runs: New York: None; Boston: Ortiz (24)

Time of Game: 3:26

Attendance: 37,517

John Lackey tossed 6.2 innings of 1-run ball, leading the Red Sox to a 6-1 win over New York and snapping a 3-game losing streak...Lackey earned his 8th win of the year, allowing 6 hits and 3 walks with 1 strikeout...It was his 15th quality start of the season and 13 of his previous 17 outings since 5/19 were quality starts, posting a 3.03 ERA (38 ER/113.0 IP) in that span...Daniel Nava went 2-for-3 with a pair of doubles and a walk...He recorded multiple extra-base hits in back-to-back games with a PA for the 1st time in his career...David Ortiz went 2-for-4 with a double, walk, and his team-leading 24th home run of the season...Koji Uehara pitched a scoreless 9th inning with 2 K's, extending his scoreless streak to 18.1 innings (16 G) since 7/9.


Sunday, August 18 vs. New York
(73-53, 1st, 1.0 GA TB)
126

	1	2	3	4	5	6	7	8	9		R	H	E
New York	0	2	1	0	0	4	1	0	1	—	9	17	0
BOSTON	2	0	1	2	1	0	0	0	0	—	6	9	0

Winning Pitcher: Sabathia (11-10)

Losing Pitcher: DEMPSTER (6-9)

Save: Rivera (36)

Home Runs: New York: Rodriguez (2); Boston: Middlebrooks (10)

Time of Game: 4:12

Attendance: 37,917

The Red Sox lost to New York, 9-6, dropping their 3rd straight series...Ryan Dempster gave up 7 runs on 9 hits, 1 walk, and 1 hit batter over 5.1 innings and took the loss...He left with the bases loaded in the 6th inning, and all 3 runners scored on a Brett Gardner triple immediately following Dempster's departure...Jarrod Saltalamacchia reached base in 3 of 5 plate appearances, going 2-for-4 with a double and an intentional walk...He hit safely in each of his previous 7 games (.357 AVG, 10-for-28, 5 2B, 4 RBI)...Daniel Nava walked in the 5th inning with the bases loaded...It marked his 30th straight start reaching base since 6/22...C.C. Sabathia went 5.1 innings, earning the win despite allowing 6 runs on 7 hits and 5 walks.


Monday, August 19 at San Francisco
(74-53, 1st, 1.0 GA TB)
127

	1	2	3	4	5	6	7	8	9		R	H	E
BOSTON	0	3	0	0	1	1	0	0	2	—	7	12	1
San Francisco	0	0	0	0	0	0	0	0	0	—	0	6	1

Winning Pitcher: LESTER (11-7)

Losing Pitcher: Lincecum (6-13)

Save: None

Home Runs: Boston: None; San Francisco: None

Time of Game: 2:59

Attendance: 41,585

Jon Lester pitched shutout ball into the 9th inning, helping the Red Sox beat San Francisco, 7-0...Lester limited the Giants to 6 hits and 2 walks with 3 strikeouts over 8.1 innings for his 11th win of the season...Shane Victorino collected his 3rd straight multi-hit game (.500 AVG, 7-for-14), going 3-for-4 with a double and an RBI...Daniel Nava went 3-for-4 with 2 runs, an RBI, and a walk, reaching base safely for the 31st straight start since 6/22, with a .353 AVG/.420 OBP/.431 SLG in those tilts...Dustin Pedroia hit his 2nd triple of the season, going 1-for-5 with a run scored...Brandon Workman entered in relief with 1 out and runners on 1st and 2nd and struck out both batters he faced to end the game.


Tuesday, August 20 at San Francisco
(74-54, T-1st, 5.5 GA BAL)
128

	1	2	3	4	5	6	7	8	9		R	H	E
BOSTON	1	0	1	0	0	0	0	0	0	—	2	7	0
San Francisco	0	0	0	0	1	0	0	1	1	—	3	8	0

Winning Pitcher: Romo (4-6)

Losing Pitcher: MORALES (2-1)

Save: None

Home Runs: Boston: Victorino (8); San Francisco: None

Time of Game: 2:59

Attendance: 41,551

The Red Sox lost to San Francisco, 3-2, in a walk-off after Brayan Villarreal issued a bases-loaded walk in the bottom of the 9th...Jake Peavy did not factor in the decision despite holding the Giants to 1 run over 5.2 innings...He allowed 5 hits, 1 walk, and struck out 4...Jacoby Ellsbury (1-for-4, R) hit safely in all 14 of Boston's Interleague games this year at a .417 AVG (25-for-60)...He hit safely in each of his previous 17 Interleague contests overall since 6/30/11 (.425, 31-for-73)...Ellsbury also stole his league-leading 45th base of the season...Will Middlebrooks reached base for the 10th straight game, going 2-for-4...In those 10 games, he hit .452 (14-for-31)...Ryan Vogelsong allowed 2 runs over 7.0 innings, but did not earn a decision.



Wednesday, August 21 at San Francisco
(75-54, 1st, 1.0 GA TB)

129

	1	2	3	4	5	6	7	8	9		R	H	E
BOSTON	0	2	3	1	0	0	5	1	0	—	12	12	0
San Francisco	0	1	0	0	0	0	0	0	0	—	1	5	2

Winning Pitcher: DOUBRONT (9-6)

Losing Pitcher: Zito (4-9)

Save: None

Home Runs: Boston: Middlebrooks (11), Drew (10); San Francisco: Arias (1)

Time of Game: 2:46

Attendance: 41,532

The Sox took 2 out of 3 from the Giants with a 12-1 win, snapping a 3-series losing streak...Felix Doubront earned his 9th win of 2013, allowing just a solo home run to Joaquin Arias in the second inning...He went 8.0 innings, allowed 5 hits, 1 walk, and struck out 3...Will Middlebrooks hit his 11th home run of the season, his 2nd in his previous 4 games, with a 2-run shot in the 2nd inning...He reached base in each of his previous 11 games, going 15-for-34 (.441) since his 8/10 recall from Pawtucket...Dustin Pedroia doubled twice, reaching 30 doubles for the 6th time in his career...Stephen Drew hit his 10th homer of the year, marking his 1st double-digit home run season since 2010...Barry Zito lasted just 3.2 innings, allowing 6 runs for the loss.



Friday, August 23 at Los Angeles
(75-55, T-1st, 4.5 GA BAL)

130

	1	2	3	4	5	6	7	8	9		R	H	E
BOSTON	0	0	0	0	0	0	0	0	0	—	0	2	0
Los Angeles	0	0	0	2	0	0	0	0	x	—	2	3	0

Winning Pitcher: Nolasco (10-9)

Losing Pitcher: LACKEY (8-11)

Save: Jansen (22)

Home Runs: Boston: None; Los Angeles: Ramirez (13)

Time of Game: 2:07

Attendance: 50,240

The Sox lost for the 6th time in their previous 9 games, falling to Los Angeles, 2-0...John Lackey's only blemish on the night came when he surrendered a 2-run homer to Hanley Ramirez in the 4th inning...Lackey tossed an 8.0-inning complete game, allowing 3 hits with 6 strikeouts, but earned his 11th loss of the season...Lackey allowed just 3 base runners total, becoming the 1st Red Sox pitcher to lose a complete game while allowing 3 base runners or fewer since Pedro Martinez on 8/8/00 at ANA (3 BR)...Dustin Pedroia (1-for-3) and Stephen Drew (1-for-3) accounted for Boston's only hits...Ricky Nolasco shut the Red Sox out over 8.0 innings for the win.



Saturday, August 24 at Los Angeles
(76-55, T-1st, 5.5 GA BAL)

131

	1	2	3	4	5	6	7	8	9		R	H	E
BOSTON	4	0	0	0	0	0	0	0	0	—	4	8	1
Los Angeles	0	0	0	0	0	0	0	2	0	—	2	5	0

Winning Pitcher: LESTER (12-7)

Losing Pitcher: Ryu (12-5)

Save: UEHARA (13)

Home Runs: Boston: Gomes (11); Los Angeles: None

Time of Game: 3:14

Attendance: 48,165

Jon Lester held Los Angeles to 1 run over 7.1 innings, leading the Red Sox to a 4-2 win...Lester earned his 12th win of the year, allowing 3 hits and 4 walks with 6 strikeouts...He retired 8 of the 1st 10 batters he faced and did not give up a hit until Mark Ellis singled in the 4th inning...He left the game with 1 runner on and 1 out in the 8th with the Sox ahead, 4-0...Jonny Gomes hit his 11th home run of the season, a 3-run blast in the 1st inning...Gomes improved to .500 with runners in scoring position in August, going 7-for-14 with 2 homers and 12 RBI in those situations...Mike Napoli went 3-for-4 with an RBI and a run scored in his 1st start since 8/16...Hyun-Jin Ryu took the loss, allowing 4 runs over 5.0 innings.



Sunday, August 25 at Los Angeles
(77-55, 1st, 1.0 GA TB)

132

	1	2	3	4	5	6	7	8	9		R	H	E
BOSTON	1	0	1	1	0	2	1	0	2	—	8	12	0
Los Angeles	0	0	0	1	0	0	0	0	0	—	1	3	1

Winning Pitcher: PEAVY (10-5)

Losing Pitcher: Capuano (4-7)

Save: None

Home Runs: Boston: Saltalamacchia (11), Victorino (9), Napoli (16); Los Angeles: Gonzalez (17)

Time of Game: 3:00

Attendance: 44,109

Jake Peavy tossed a 3-hit complete game to earn the win as the Red Sox beat Los Angeles, 8-1, to take 2 out of 3 in the series...Peavy allowed 1 run on 3 hits and a walk with 5 strikeouts in his 1st complete game as a Red Sox...The only run he surrendered came on an Adrian Gonzalez home run in the 4th inning...He posted quality starts in 3 of his 1st 5 outings with the Red Sox, going 2-1 with a 3.31 ERA (12 ER/32.2 IP) in those games...Dustin Pedroia (3-for-4, 2B, RBI, R) hit safely for the 7th straight game, going 11-for-28 (.393) in that time with 4 doubles, a triple, 2 RBI, and 6 runs...The Red Sox finished their 6-game west coast trip with a 4-2 record while their starting pitchers posted a 1.17 ERA (6 ER/46.1 IP) in those contests.

**Tuesday, August 27 vs. Baltimore**
(78-55, 1st, 2.5 GA TB)**133**

	1	2	3	4	5	6	7	8	9		R	H	E
Baltimore	0	0	2	0	0	0	0	0	0	—	2	4	0
BOSTON	1	0	2	5	3	0	2	0	x	—	13	14	0

Winning Pitcher: DOUBRONT (10-6)**Losing Pitcher:** Chen (7-7)**Save:** None**Home Runs:** Boston: Victorino 2 (11), Napoli (17); Baltimore: None**Time of Game:** 2:59**Attendance:** 36,226

The Red Sox collected 14 hits in a 13-2 rout over Baltimore...Felix Doubront allowed 2 runs over 6.2 innings, marking the 7th straight game a Red Sox starter allowed 2 runs or less (1.36 ERA, 8 ER/53.0 IP)...Doubront gave up 4 hits and a walk with 7 strikeouts for his 10th win of the season...The 1st 3 batters of Boston's lineup (Jacoby Ellsbury, Shane Victorino, and Dustin Pedroia) combined to go 9-for-13 with 6 extra-base hits (4 2B, 2 HR), 9 RBI, and 8 runs...Victorino reached base in all 5 plate appearances with 2 homers, 4 runs scored, and 7 RBI...His 1st home run of the game was the 100th of his career...Jonny Gomes doubled with the bases loaded in the 4th inning, improving to hitting .500 (8-for-16) with RISP in August.

**Wednesday, August 28 vs. Baltimore**
(79-55, 1st, 2.5 GA TB)**134**

	1	2	3	4	5	6	7	8	9		R	H	E
Baltimore	1	0	1	0	0	1	0	0	0	—	3	7	0
BOSTON	0	0	1	0	0	0	2	1	x	—	4	9	0

Winning Pitcher: BRESLOW (4-2)**Losing Pitcher:** Hunter (3-3)**Save:** Koji Uehara (14)**Home Runs:** Baltimore: Machado (12), Davis (47); Boston: None**Time of Game:** 3:00**Attendance:** 31,962

The Red Sox won their 4th straight game, 4-3, over Baltimore...John Lackey went 7.1 innings, allowing 3 runs on 7 hits with a walk and 4 strikeouts, but did not factor in the decision...2 of his 3 runs allowed came on solo homers...Mike Carp delivered the go-ahead RBI with a pinch-hit single in the 8th inning, marking the Red Sox' 4th go-ahead RBI by a pinch hitter this season...It was their 20th last at-bat win of the year and 10th win when trailing after 6 innings...Dustin Pedroia reached in 3 of 4 plate appearances (1-for-2, 2 BB), including a game-tying, 2-run single in the 7th inning...He hit safely for the 9th straight game at .429 (15-for-35)...Bud Norris held the Sox to 1 run on 4 hits in a 5.1-inning no decision.

**Thursday, August 29 vs. Baltimore**
(79-56, 1st, 2.5 GA TB)**135**

	1	2	3	4	5	6	7	8	9		R	H	E
Baltimore	0	0	2	0	1	0	0	0	0	—	3	7	0
BOSTON	0	1	0	0	0	1	0	0	0	—	2	8	0

Winning Pitcher: Tillman (15-4)**Losing Pitcher:** LESTER (12-8)**Save:** Jim Johnson (41)**Home Runs:** Baltimore: None; Boston: Victorino (12)**Time of Game:** 3:20**Attendance:** 33,300

Jon Lester tossed his 5th straight quality start, but the Red Sox' 4-game winning streak ended with a 3-2 loss to Baltimore...Lester allowed 3 runs on 5 hits, 3 walks, and 4 strikeouts over 6.0 innings for the loss...The Red Sox allowed just 17 runs over their previous 9 games...They gave up 3 runs or fewer in all 9 contests, their longest such streak since 4/8-19/07 (9 G)...Shane Victorino (2-for-4, RBI, R) knocked his 12th home run of the season in the 6th inning...It gave him 5 homers and 12 RBI over his previous 8 games...Daniel Nava went 3-for-4 with 2 doubles and a run, marking his 35th straight start reaching base (.354 AVG, 46-for-130, 8 BB, 7 HBP)...Chris Tillman picked up the win, allowing 2 runs on 6 hits with 8 strikeouts over 7.0 innings.

**Friday, August 30 vs. Chicago**
(80-56, 1st, 3.5 GA TB)**136**

	1	2	3	4	5	6	7	8	9		R	H	E
Chicago	0	0	0	0	1	0	2	0	0	—	3	6	0
BOSTON	0	0	1	3	0	0	0	0	x	—	4	6	0

Winning Pitcher: DEMPSTER (7-9)**Losing Pitcher:** Santiago (4-8)**Save:** UEHARA (15)**Home Runs:** Chicago: Garcia (4); Boston: None**Time of Game:** 3:09**Attendance:** 36,063

The Red Sox earned their 80th win of the season in a 4-3 victory over Chicago, becoming the 1st AL team to reach the mark...Ryan Dempster improved to 7-9 after allowing 3 runs on 5 hits and 3 walks while striking out 5 over 6.1 innings...He retired 11 straight batters after a pair of walks to open the game, and did not allow a hit until the 1st batter in the 5th inning doubled (Konerko)...Shane Victorino reached in 3 of his 5 plate appearances (2-for-4, RBI, 2 R, BB)...Over his previous 5 games (26 PA) he had 6 singles, 2 doubles, 4 homers, 12 RBI, 3 walks, a HBP, and a sacrifice hit...Koji Uehara pitched 1.1 perfect innings with 2 strikeouts for his 15th save of the season...It was his 20th consecutive scoreless outing, spanning 23.0 innings.


Saturday, August 31 vs. Chicago
(81-56, 1st, 4.5 GA TB)
137

	1	2	3	4	5	6	7	8	9		R	H	E
Chicago	0	0	1	1	0	0	0	0	0	—	2	5	1
BOSTON	1	0	1	3	1	1	0	0	x	—	7	15	0

Winning Pitcher: PEAVY (11-5)**Losing Pitcher:** Danks (4-11)**Save:** None**Home Runs:** Chicago: None; Boston: None**Time of Game:** 3:11**Attendance:** 37,363

Jake Peavy earned the win over his former team, helping the Red Sox to a 7-2 win over Chicago...He allowed 2 runs on 5 hits with 1 walk and 4 strikeouts over 7.0 innings...It was the 11th straight game in which Red Sox pitchers gave up 3 runs or fewer, their longest such streak since 4/12-25/88...The club's last longer such streak was a 12-gamer from 8/3-16/1915 (Elias Sports Bureau)...Shane Victorino went 2-for-5 with a run scored, collecting multiple hits in 5 of his previous 6 games at a .500 clip (12-for-24)...Xander Bogaerts (2-for-3, BB, RBI, R) became the youngest Red Sox player to drive in a run, score a run, and reach base at least 3 times in a game since Tony Conigliaro (10 times) and Tony Horton (3 times) did it in 1965.


Sunday, September 1 vs. Chicago
(82-56, 1st, 5.5 GA TB)
138

	1	2	3	4	5	6	7	8	9		R	H	E
Chicago	0	0	0	4	1	0	0	1	0	—	6	11	1
BOSTON	0	4	1	2	0	0	0	0	x	—	7	8	0

Winning Pitcher: WORKMAN (4-2)**Losing Pitcher:** Rienzo (1-1)**Save:** UEHARA (16)**Home Runs:** Chicago: Flowers (10); Boston: Drew (11)**Time of Game:** 3:39 (0:19 delay)**Attendance:** 37,053

The Red Sox completed a 3-game sweep over Chicago with a 7-6 win...It was their 7th win in their previous 8 games...Felix Doubront did not factor in the decision after allowing 4 runs on 7 hits and a walk over 3.2 innings...Red Sox hurlers combined to give up 6 runs, snapping their streak of 3 runs or fewer allowed in each of the club's previous 11 games...David Ortiz went 2-for-3 with a double, walk, and 3 RBI, reaching safely in 8 of his previous 11 PA (5-for-8, 3 BB, 6 RBI)...Stephen Drew went deep in the 3rd inning for his 11th home run of the year...Koji Uehara pitched 1.0 perfect inning with a strikeout for his 16th save of the season...It was his 21st consecutive scoreless outing, spanning 24.0 innings.


Monday, September 2 vs. Detroit
(82-57, 1st, 5.5 GA TB)
139

	1	2	3	4	5	6	7	8	9		R	H	E
Detroit	0	0	0	0	0	0	2	1	0	—	3	8	0
BOSTON	0	0	0	0	0	0	0	0	0	—	0	6	1

Winning Pitcher: Fister (12-7)**Losing Pitcher:** LACKEY (8-12)**Save:** Veras (21)**Home Runs:** Detroit: None; Boston: None**Time of Game:** 2:59**Attendance:** 36,188

The Red Sox were shut out for the 11th time in 2013, going 0-for-11 with runners in scoring position in a 3-0 loss to Detroit...The Sox had 11 base runners in the contest (6 H, 4 BB, HBP), their most base runners in a 9.0-inning shutout loss at Fenway since 5/5/11 vs. LAA (12 base runners)...John Lackey allowed 3 runs on 7 hits with 1 walk and 5 strikeouts over 7.1 innings for his 18th quality start of the season, but took his 12th loss...It marked his 3rd straight game pitching into the 8th inning...Daniel Nava reached base in all 4 plate appearances, going 3-for-3 with 2 doubles and a walk...It was his 37th straight start reaching base since 6/22...Doug Fister tossed 7.0 scoreless frames for the win.


Tuesday, September 3 vs. Detroit
(83-57, 1st, 5.5 GA TB)
140

	1	2	3	4	5	6	7	8	9		R	H	E
Detroit	0	1	0	0	0	0	0	0	0	—	1	9	0
BOSTON	0	0	0	0	2	0	0	0	x	—	2	6	1

Winning Pitcher: LESTER (13-8)**Losing Pitcher:** Scherzer (19-2)**Save:** UEHARA (17)**Home Runs:** Detroit: None; Boston: None**Time of Game:** 2:56**Attendance:** 32,071

Jon Lester outduelled Max Scherzer as the Red Sox topped Detroit, 2-1...Lester held the Tigers to 1 run on 8 hits and no walks and fanned 9 batters over 7.0 innings...It marked his 3rd win in his previous 4 games and lowered his ERA to 2.59 (19 ER/66.0 IP) over his previous 10 starts...Will Middlebrooks drove in Boston's 2 runs with a single in the 5th inning...Daniel Nava walked in the 8th inning to extend his streak to 38 straight starts reaching base since 6/22...Koji Uehara did not allow a base runner in the 9th, extending his streak to 21 consecutive batters retired...He converted his 12th straight save and his 17th save overall this season...Scherzer suffered just his 2nd loss in 21 decisions this season, allowing 2 runs over 7.0+ innings.


Wednesday, September 4 vs. Detroit
(84-57, 1st, 5.5 GA TB)
141

	1	2	3	4	5	6	7	8	9		R	H	E
Detroit	0	0	3	1	0	0	0	0	0	—	4	8	1
BOSTON	0	2	1	1	1	8	5	2	x	—	20	19	0

Winning Pitcher: DEMPSTER (8-9)**Losing Pitcher:** Porcello (11-8)**Save:** None**Home Runs:** Detroit: Fielder (22); Boston: Drew (12), Ellsbury (8), Ortiz 2 (26), Middlebrooks (12), Nava (11), Lavamway (1), Napoli (18)**Time of Game:** 3:33**Attendance:** 33,720

The Red Sox knocked 8 home runs to match the franchise's single-game record (7/4/77 vs. TOR) in a 20-4 runaway win over Detroit...Boston had 7 different players hit a homer, their most ever in a game...The 20 runs marked the team's most in a contest since defeating FLA, 25-8, on 6/27/03...Ryan Dempster earned the win, allowing 4 runs on 6 hits with 2 walks and 7 strikeouts over 6.0 innings...David Ortiz went 3-for-5 with a double, 2 home runs, 3 runs, and 4 RBI...His double in the 6th inning was the 2,000th hit of his career...Daniel Nava went 2-for-4 with a homer, walk, 3 runs, and 2 RBI, reaching base safely for the 39th consecutive start...Will Middlebrooks (3-for-5, 2B, HR, 4 RBI, 2 R) hit his 2nd career grand slam in the 6th inning.


Thursday, September 5 at New York
(85-57, 1st, 6.5 GA TB)
142

	1	2	3	4	5	6	7	8	9	10		R	H	E
BOSTON	0	0	2	1	3	0	1	0	1	1	—	9	16	0
New York	0	0	2	0	0	0	6	0	0	0	—	8	10	1

Winning Pitcher: BRESLOW (5-2)**Losing Pitcher:** Chamberlain (2-1)**Save:** UEHARA (18)**Home Runs:** Boston: Middlebrooks (13), Victorino (13); New York: None**Time of Game:** 4:32**Attendance:** 40,481

The Sox relinquished a 5-run lead in the 7th, came back from 1 down to tie it in the 9th, and scored the winning run in the 10th for the 9-8 win over New York...Stephen Drew tied the game with an RBI single in the 9th, and Shane Victorino drove in the winning run with a single in the 10th, marking his 3rd game-winning RBI in extra innings in 2013...Jake Peavy did not factor in the decision after allowing 4 runs over 6.0 innings...He surrendered 6 hits and 3 walks with 4 strikeouts...Will Middlebrooks went 2-for-5 with 2 runs and his 2nd home run in as many games...Koji Uehara tossed a perfect 10th inning for his 18th save of the season...It extended his scoreless streak to 26.0 innings spanning 23 games, retiring 24 straight in that time.


Friday, September 6 at New York
(86-57, 1st, 7.5 GA TB)
143

	1	2	3	4	5	6	7	8	9		R	H	E
BOSTON	0	1	0	1	1	0	5	4	0	—	12	15	0
New York	2	2	0	2	2	0	0	0	0	—	8	7	0

Winning Pitcher: WORKMAN (5-2)**Losing Pitcher:** Claiborne (0-2)**Save:** None**Home Runs:** Boston: Middlebrooks (14), Napoli (19), Victorino (14); New York: Soriano (13)**Time of Game:** 4:00**Attendance:** 44,117

Mike Napoli hit a game-tying grand slam in the 7th inning as the Red Sox earned a 12-8 come-from-behind victory over the Yankees for their 4th straight win...The grand slam was Napoli's 3rd of 2013, marking the 2nd-most in a single season in club history behind only Babe Ruth's 4 in 1919...Felix Doubront lasted just 3.2 innings, allowing 6 runs on 3 hits with 6 walks and 2 strikeouts, but did not factor in the decision...Shane Victorino drove in the winning run for the 2nd straight game with a 2-run homer in the 8th inning...It was his 6th homer in his previous 12 games...Koji Uehara tossed a perfect 9th, retiring each of his previous 27 batters...It marked the longest stretch of consecutive batters retired by a Red Sox reliever in club history.


Saturday, September 7 at New York
(87-57, 1st, 8.5 GA TB)
144

	1	2	3	4	5	6	7	8	9		R	H	E
BOSTON	0	2	3	5	2	0	0	0	1	—	13	14	0
New York	0	1	1	1	0	4	0	2	0	—	9	12	0

Winning Pitcher: LACKEY (9-12)**Losing Pitcher:** Huff (2-1)**Save:** None**Home Runs:** Boston: Napoli 2 (21), Gomes (12), Bogaerts (1); New York: None**Time of Game:** 3:32**Attendance:** 49,046

The Red Sox slugged 4 home runs, including 2 from Mike Napoli, on their way to a 13-9 win over New York...Napoli (2-for-5, 3 RBI) recorded his 4th straight multi-hit game, going 9-for-17 (.529) with 4 homers and 9 RBI in that span...John Lackey earned the win despite allowing 7 runs over 5.2 innings...He gave up 8 hits, walked 3, and struck out 6...The Red Sox scored 54 runs over their previous 4 games, marking the 5th-most runs in club history in a 4-game span and the most since they scored 64 over 4 games from 6/7-10/1950 (Elias Sports Bureau)...Xander Bogaerts knocked his 1st career home run, a 2-run shot in the 5th inning...He became the youngest player to homer for the Red Sox since Dwight Evans' 1st career HR on 9/20/72 (G2) vs. BAL.



Sunday, September 8 at New York (87-58, 1st, 7.5 GA TB)

145

	1	2	3	4	5	6	7	8	9		R	H	E
BOSTON	0	1	0	0	0	1	0	0	1	—	3	9	0
New York	0	0	0	1	2	0	0	0	1	—	4	11	0

Winning Pitcher: Rivera (5-2)

Losing Pitcher: WORKMAN (5-3)

Save: None

Home Runs: Boston: Middlebrooks (15); New York: None

Time of Game: 3:15

Attendance: 43,078

The Red Sox snapped a 5-game win streak with a 4-3 walk-off loss to New York...Brandon Workman uncorked a wild pitch in the bottom of the 9th inning that allowed Ichiro Suzuki to score the winning run from 3rd base...Jon Lester threw 8.0 innings of 3-run ball, but did not factor in the decision...He gave up 10 hits, walked 1, and struck out 6...It was his 7th consecutive quality start since 8/8, posting a 1.98 ERA (11 ER/50.0 IP) in that time...Will Middlebrooks hit a game-tying solo home run in the 9th inning off Mariano Rivera...It was the 30th home run of his career in his 154th major league game, marking the 4th-teenth ML games to 30 HR by a Red Sox behind only Walt Dropo, Tony Conigliaro, and Ted Williams.



Tuesday, September 10 at Tampa Bay (88-58, 1st, 8.5 GA TB)

146

	1	2	3	4	5	6	7	8	9		R	H	E
BOSTON	0	0	0	0	2	0	0	0	0	—	2	4	0
Tampa Bay	0	0	0	0	0	0	0	0	0	—	0	4	0

Winning Pitcher: BUCHHOLZ (10-0)

Losing Pitcher: Price (8-8)

Save: UEHARA (19)

Home Runs: Boston: None; Tampa Bay: None

Time of Game: 3:09

Attendance: 18,605

Clay Buchholz returned from the DL to toss 5.0 scoreless innings for the win in the Red Sox' 2-0 victory over Tampa Bay...Buchholz improved to 10-0 while lowering his season ERA to 1.61 (16 ER/89.1 IP)...The last starting pitcher to start a season 10-0 with an ERA that low was Ron Guidry for the Yankees in 1978 (10-0, 1.57 ERA) (Elias)...He allowed just 3 hits and a walk with 6 K's...Jonny Gomes went 1-for-4 with a run scored and drove in his 15th RBI in his previous 17 games...Koji Uehara recorded a 4-out save and extended his consecutive batters retired streak to 31, matching Hideo Nomo (31 from 5/25-5/31/01) for the longest such streak for any Sox hurler in the expansion era (beginning in 1961).



Wednesday, September 11 at Tampa Bay (89-58, 1st, 9.5 GA TB)

147

	1	2	3	4	5	6	7	8	9	10		R	H	E
BOSTON	0	0	3	0	0	0	0	0	0	4	—	7	9	0
Tampa Bay	0	0	1	0	0	0	1	1	0	0	—	3	6	0

Winning Pitcher: UEHARA (4-0)

Losing Pitcher: Peralta (2-7)

Save: None

Home Runs: Boston: Carp (9); Tampa Bay: Loney (12)

Time of Game: 4:05

Attendance: 19,215

Mike Carp knocked a game-winning, pinch-hit grand slam in the 10th inning as the Sox beat Tampa Bay in extra innings, 7-3...It was the 1st-ever pinch-hit grand slam for a Red Sox in extra innings (Elias) and the Red Sox 1st pinch-hit slam overall since Kevin Millar on 6/7/03 at MIL...It was Boston's 7th pinch-hit homer of the season, matching the single-season club record set in 1953...Ryan Dempster held the Rays to 1 run over 5.0 innings, but did not factor in the decision...He gave up 4 hits, walked 5, and struck out 7...Koji Uehara tossed a perfect 9th inning to earn the win...He extended his streak to 34 straight batters retired, marking the longest stretch of consecutive batters retired by a Red Sox pitcher in club history.



Thursday, September 12 at Tampa Bay (89-59, 1st, 8.5 GA TB)

148

	1	2	3	4	5	6	7	8	9		R	H	E
BOSTON	0	0	0	1	0	2	0	0	0	—	3	6	1
Tampa Bay	0	1	1	1	0	0	0	1	x	—	4	6	0

Winning Pitcher: McGee (5-3)

Losing Pitcher: DE LA ROSA (0-1)

Save: Rodney (34)

Home Runs: Boston: Saltalamacchia (12), Ortiz (27); Tampa Bay: Jennings (13)

Time of Game: 3:17

Attendance: 20,360

The Red Sox dropped a 4-3 decision to Tampa Bay, finishing their 7-game road trip at 5-2...It was just the Red Sox' 2nd loss in their previous 9 games and 3rd in their previous 13...Jake Peavy surrendered 3 runs on 4 hits with 5 walks and 4 strikeouts over 6.0 innings, but did not factor in the decision...He left the game with the score knotted at 3...Jarrod Saltalamacchia broke an 0-for-21 slide with a solo homer in the 4th inning...Stephen Drew went 2-for-3 with an RBI, walk, and his 25th double of the season...He reached base safely in 14 of his previous 17 games (15-for-60, 9 BB)...Rubby De La Rosa took the loss, his 1st of the year, after allowing 1 run on 2 hits in 0.1 inning...Jeremy Hellickson did not earn a decision, allowing 3 runs in 5.1 innings.


Friday, September 13 vs. New York
(90-59, 1st, 8.5 GA TB)
149

	1	2	3	4	5	6	7	8	9		R	H	E
New York	0	0	1	0	0	1	2	0	0	—	4	8	0
BOSTON	4	0	0	0	0	0	4	0	x	—	8	11	1

Winning Pitcher: WORKMAN (6-3)

Losing Pitcher: Kuroda (11-11)

Save: None

Home Runs: New York: Ryan (4); Boston: Saltalamacchia (13)

Time of Game: 3:06

Attendance: 37,542

The Red Sox earned their 90th win of the season with an 8-4 victory over New York...It marked just the 3rd time since 1951 the Sox recorded 90 wins before their 150th game (also 1986 and 2007)...John Lackey did not factor in the decision after allowing 4 runs on 7 hits with 3 strikeouts over 6.1 innings...Jarrod Saltalamacchia broke a 4-4 tie with Boston's 8th grand slam of the year in the 7th inning, the club's most grand slams in a season since a team-record 11 were hit in 2005...It was the Red Sox' 2nd go-ahead grand slam in their previous 3 games (also Mike Carp on 9/11 at TB)...Koji Uehara retired all 3 batters he faced for his 20th save of the season, 18 of which were perfect outings...He extended his streak to 37 consecutive batters retired.


Saturday, September 14 vs. New York
(91-59, 1st, 8.5 GA TB)
150

	1	2	3	4	5	6	7	8	9		R	H	E
New York	0	0	0	1	0	0	0	0	0	—	1	3	1
BOSTON	0	1	2	1	1	0	0	0	x	—	5	9	0

Winning Pitcher: LESTER (14-8)

Losing Pitcher: Sabathia (13-13)

Save: None

Home Runs: New York: None; Boston: None

Time of Game: 2:43

Attendance: 27,510

Jon Lester held New York to 1 run over 8.0 innings as the Red Sox won, 5-1...The victory clinched the 3-game series for the Sox' 8th straight series win...Lester earned his 14th win of the season after allowing just 3 hits and 2 walks...He surpassed 200.0 innings on the season, becoming the 9th Sox pitcher with 5 seasons of 200.0+ IP, and just the 3rd lefty (also Mel Parnell, 6; Bruce Hurst, 5)...It was his 8th consecutive quality start since 8/8, posting a 1.86 ERA (12 ER/58.0 IP) in that time...Mike Napoli reached safely in all 4 plate appearances, going 2-for-2 with 2 walks and 2 runs scored...Since 8/31, he reached base in 27 of 48 plate appearances (16 H, 11 BB) for a .563 on-base percentage.


Sunday, September 15 vs. New York
(92-59, 1st, 9.5 GA TB)
151

	1	2	3	4	5	6	7	8	9		R	H	E
New York	1	0	0	0	0	0	0	0	1	—	2	5	0
BOSTON	3	0	0	1	1	2	2	0	x	—	9	11	1

Winning Pitcher: BUCHHOLZ (11-0)

Losing Pitcher: Nova (8-5)

Save: None

Home Runs: New York: None; Boston: Napoli (22)

Time of Game: 3:13

Attendance: 37,137

The Red Sox completed a 3-game sweep over New York with a 9-2 win...Boston closed out its regular-season series against NYY at 13-6, marking the most wins by any team against NYY in a season since the 1976 Orioles (13-5), and the most by the Red Sox since 1973 (14-4)...Clay Buchholz earned the win, giving up just 1 unearned run on 2 hits and 4 walks with 3 strikeouts over 6.0 innings...He became the 2nd Red Sox pitcher all-time to have at least 11 wins and no losses in his 1st 14 starts of a season, joining Roger Clemens (13-0 in 1986)...Daniel Nava went 4-for-5 with 2 doubles, a run, and an RBI, improving to hitting .391 (36-for-92) since 8/1...Ivan Nova took the loss after allowing 5 runs (4 ER) over 4.0+ innings.


Tuesday, September 17 vs. Baltimore
(92-60, 1st, 9.0 GA TB)
152

	1	2	3	4	5	6	7	8	9		R	H	E
Baltimore	0	0	0	0	1	1	0	0	1	—	3	6	3
BOSTON	1	0	0	1	0	0	0	0	0	—	2	3	0

Winning Pitcher: Hunter (6-4)

Losing Pitcher: UEHARA (4-1)

Save: Johnson (46)

Home Runs: Baltimore: Davis (51); Boston: Pedroia (9)

Time of Game: 3:08

Attendance: 35,030

The Red Sox snapped a 3-game winning streak with a 3-2 defeat to Baltimore...Ryan Dempster did not factor in the decision, allowing 2 runs on 3 hits and 4 walks while striking out 5 over 6.0 innings...Koji Uehara allowed a triple to Danny Valencia to lead off the 9th inning, snapping his club-record streak of 37 batters retired in a row...Uehara gave up a run in the ninth inning, ending his career-high stretch of 30.1 scoreless innings, marking the 2nd-longest single season streak by a Red Sox overall in the previous 40 years (Pedro Martinez's 35.0-inning stretch from 7/25-8/16/02)...Dustin Pedroia hit his 99th career home run to lead off the 1st inning...Scott Feldman held the Red Sox to 1 earned run over 5.0 innings, but did not earn a decision.


Wednesday, September 18 vs. Baltimore
(92-61, 1st, 8.0 GA TB)
153

	1	2	3	4	5	6	7	8	9	10	11	12		R	H	E	
Baltimore	0	0	0	0	2	1	0	0	0	0	0	2	—		5	10	0
BOSTON	2	0	0	0	0	1	0	0	0	0	0	0	—		3	15	0

Winning Pitcher: McFarland (2-1)

Losing Pitcher: MORALES (2-2)

Save: Johnson (47)

Time of Game: 4:01

Attendance: 38,540

Home Runs: Baltimore: None; Boston: Ortiz (28), Napoli (23)

The Red Sox lost their 2nd straight game, 5-3, to Baltimore in 12 innings, marking the 1st time they dropped consecutive tilts since losing 3 straight from 8/14-16...Between losing streaks, Boston went 20-7...Their 3 runs scored marked the fewest in a game with at least 15 hits since 5/22/83 vs. MIN (16 H in 13-inning, 4-3 loss)...Jake Peavy did not factor in the decision, allowing 3 runs on 6 hits, 1 walk, and a hit batter over 7.0 innings...He struck out 8 and did not allow a hit over his 1st 4.0 innings...Mike Napoli knocked his 23rd home run of the season, a solo shot to tie the game, 3-3, in the 6th inning...Dustin Pedroia (2-for-6, 2B) extended his hit streak to 8 games at .306 (11-for-36)...Wei-Yin Chen allowed 3 runs over 5.2 innings.


Thursday, September 19 vs. Baltimore
(93-61, 1st, 9.0 GA TB)
154

	1	2	3	4	5	6	7	8	9		R	H	E
Baltimore	0	0	0	0	0	0	1	0	0	—	1	2	0
BOSTON	0	3	0	0	0	0	0	0	x	—	3	7	0

Winning Pitcher: LACKEY (10-12)

Losing Pitcher: Tillman (16-7)

Save: None

Time of Game: 2:18

Attendance: 36,436

Home Runs: Baltimore: Jones (32); Boston: Drew (13)

John Lackey tossed a complete-game 2-hitter, helping the Sox clinch their 1st postseason berth since 2009 in a 3-1 win over Baltimore...Lackey carried a no-hitter into the 7th inning until Adam Jones hit a 1-out solo homer...It was his 1st complete-game victory as a member of the Red Sox and his 1st overall since 9/10/09 vs. SEA while with LAA...He issued 2 walks and struck out 8 for his 10th win of the season...Stephen Drew went 2-for-3 with his 7th triple and 13th home run of the season...Drew joined Jacoby Ellsbury (8 3Bs) as the 1st Sox tandem with at least 7 triples apiece since Nomar Garciaparra (8) and Troy O'Leary (8) did it in 1998...Chris Tillman allowed 3 runs over 7.0 frames for the loss.


Friday, September 20 vs. Toronto
(94-61, 1st, 9.0 GA TB)
155

	1	2	3	4	5	6	7	8	9		R	H	E
Toronto	0	0	0	0	1	0	0	2	0	—	3	10	0
BOSTON	1	0	1	0	0	0	3	1	x	—	6	12	2

Winning Pitcher: LESTER (15-8)

Losing Pitcher: Rogers (5-8)

Save: UEHARA (20)

Time of Game: 3:26

Attendance: 37,215

Home Runs: Toronto: Lind (23); Boston: None

The Red Sox clinched their 2nd division title in the previous 18 seasons (also, 2007) with a 6-3 win over Toronto...With their 5th place finish in 2012, Boston went from worst-to-first for the 1st time in franchise history...Jon Lester allowed 1 run on 5 hits and 2 walks with 8 strikeouts over 7.0 innings for his 15th win of the season...It marked Lester's 100th ML win in his 220th career game, becoming the 11th pitcher, 3rd left-hander, to win 100 games with the Red Sox...Only Cy Young, Smoky Joe Wood, Roger Clemens, and Mel Parnell did it in fewer outings...Dustin Pedroia went 3-for-5 with a double, RBI, and run scored, extending his hit streak to 10 games at .356 (16-for-45)...Koji Uehara collected 5 outs for his 20th save of 2013.


Saturday, September 21 vs. Toronto
(94-62, 1st, 8.0 GA TB)
156

	1	2	3	4	5	6	7	8	9		R	H	E
Toronto	0	0	0	3	0	0	0	0	1	—	4	9	1
BOSTON	0	0	0	0	0	1	1	0	0	—	2	5	1

Winning Pitcher: Buehrle (12-9)

Losing Pitcher: BUCHHOLZ (11-1)

Save: Janssen (33)

Time of Game: 3:07

Attendance: 37,569

Home Runs: Toronto: None; Boston: None

Clay Buchholz suffered his 1st loss of the season as the Red Sox fell to Toronto, 4-2...Buchholz allowed 3 runs (2 ER) on 6 hits and 2 walks with 2 K's over 6.0 innings, his 12th quality start of 2013...He was perfect over his 1st 3.0 innings before giving up a single to Jose Reyes to lead off the 4th inning...Shane Victorino went 1-for-2 and was hit by a pitch...It was his AL-high 18th time being hit by a pitch, passing Jack Berry (1916) and Kevin Millar (2004) for the 3rd-most HBP in a single season by a Red Sox...David Ross became the 1st Sox catcher to throw out 3 attempted base stealers in a game since Scott Hatteberg on 4/30/1998 vs. ANA...Mark Buehrle held the Red Sox to 1 run over 6.0 innings for the win.


Sunday, September 22 vs. Toronto
(95-62, 1st, 8.0 GA TB)
157

	1	2	3	4	5	6	7	8	9		R	H	E
Toronto	0	1	0	0	1	0	0	0	0	—	2	6	0
Boston	0	4	0	0	0	1	0	0	x	—	5	6	0

Winning Pitcher: DOUBRONT (11-6)

Losing Pitcher: Dickey (13-13)

Save: UEHARA (21)

Home Runs: Toronto: Pillar (2); Boston: Bradley, Jr. (3), Ortiz (29)

Time of Game: 2:13

Attendance: 37,020

The Red Sox wrapped up their regular-season home schedule with a 5-2 win over Toronto...Boston finished 53-28 (.654) at home this season, securing the best home record in the AL in 2013...The Sox were the 1st ML team to win 95 games, reaching the mark for the 1st time since 2009 (95-67)...Felix Doubront pitched for the 1st time since 9/6 and held the Blue Jays to 2 runs in 7.0 innings...He allowed 4 hits and 2 walks with 2 strikeouts for his 11th win of the year...Jackie Bradley, Jr. drove in the go-ahead runs with a 3-run homer in the 2nd inning...David Ortiz led off the 6th inning with a solo home run, going 2-for-4 with a double...R.A. Dickey tossed an 8.0-inning complete game in a losing effort.


Tuesday, September 24 at Colorado
(95-63, 1st, 6.5 GA TB)
158

	1	2	3	4	5	6	7	8	9		R	H	E
Boston	0	0	0	0	0	0	1	0	2	—	3	7	0
Colorado	2	0	1	1	0	0	4	0	x	—	8	11	2

Winning Pitcher: Chatwood (8-5)

Losing Pitcher: LACKEY (10-13)

Save: None

Home Runs: Boston: Saltalamacchia (14); Colorado: Blackmon (6), Tulowitzki (25), Dickerson (5)

Time of Game: 2:40

Attendance: 32,315

The Sox started their 5-game, season-ending road trip with an 8-3 loss to Colorado...John Lackey allowed 4 runs on 6 hits, including 3 home runs, over 6.0 innings for the loss...He issued 1 walk and struck out 5...Jarrod Saltalamacchia extended his hit streak to 8 games with a 2-run home run in the 9th inning...During the streak he hit .357 (10-for-28) with 3 homers and 7 RBI...Will Middlebrooks went 1-for-4 with a double and a run scored...He improved to hitting .294 (37-for-126) with 5 doubles, 6 homers, 17 RBI, and 20 runs in 37 games since his 8/10 recall from Triple-A...Jackie Bradley, Jr. went 1-for-3 and stole his 2nd base of the season with Boston...Tyler Chatwood earned the win, holding the Sox to just an unearned run over 7.0 innings.


Wednesday, September 25 at Colorado
(96-63, 1st, 6.5 GA TB)
159

	1	2	3	4	5	6	7	8	9		R	H	E
Boston	3	0	1	3	3	0	0	5	0	—	15	16	0
Colorado	0	2	2	0	1	0	0	0	0	—	5	10	1

Winning Pitcher: PEAVY (12-5)

Losing Pitcher: Chacin (14-10)

Save: None

Home Runs: Boston: Victorino (15), Middlebrooks 2 (17); Colorado: Helton (15)

Time of Game: 3:30

Attendance: 48,775

Will Middlebrooks hit 2 home runs, driving in 7 in the Red Sox' 15-5 rout over Colorado...Middlebrooks hit a 3-run homer in the 5th inning and recorded the Red Sox' 9th grand slam of the season in the 8th...He became the youngest Red Sox with a 7-RBI game since 1987, when Todd Benzinger (24) and Ellis Burks (22) did it...RHP Jake Peavy earned the win, allowing 5 runs on 8 hits with 4 walks and 5 strikeouts over 6.0 innings...He went 1-for-3 with a double at the plate, becoming the 1st Red Sox hurler with an XBH since John Lackey doubled on 6/9/11 at PHI...David Ortiz (1-for-3, 2B, 2 RBI, R, BB) surpassed the 100-RBI mark for the 7th time in his Red Sox career...Only Ted Williams (9) and Jim Rice (8) had at least as many 100-RBI seasons.


Friday, September 27 at Baltimore
(97-63, 1st, 7.0 GA TB)
160

	1	2	3	4	5	6	7	8	9		R	H	E
Boston	5	0	3	0	0	0	0	3	1	—	12	16	0
Baltimore	0	0	2	0	0	1	0	0	0	—	3	8	0

Winning Pitcher: BUCHHOLZ (12-1)

Losing Pitcher: Feldman (12-12)

Save: None

Home Runs: Boston: Nava (12), Gomes (13), Ortiz (30); Baltimore: Davis (53), Jones (33)

Time of Game: 3:16

Attendance: 30,774

Clay Buchholz finished the season at 12-1 with a 1.74 ERA as the Red Sox beat the Orioles, 12-3...Buchholz earned the win, allowing 3 runs on 7 hits and no walks over 7.0 innings...He surrendered 2 home runs in the game, matching his season total from his previous 101.1 innings entering the contest...David Ortiz hit his 30th home run of the year for his 7th career 30-homer season, all since joining the Sox in 2003...It ranked 2nd on the club's all-time list behind Ted Williams' 8 such campaigns...Jarrod Saltalamacchia knocked his 40th double of 2013, passing Carlton Fisk (1978) and Jason Varitek (1999) to set a team single-season record by a primary catcher...Scott Feldman allowed 8 runs on 8 hits over 2.1 innings for the O's.


Saturday, September 28 at Baltimore
(97-64, 1st, 7.0 GA TB)
161

	1	2	3	4	5	6	7	8	9		R	H	E
BOSTON	0	0	0	1	1	1	2	0	0	—	5	14	0
Baltimore	0	1	1	0	2	0	0	2	x	—	6	12	1

Winning Pitcher: Gausman (3-5)

Losing Pitcher: TAZAWA (5-4)

Save: Johnson (49)

Home Runs: Boston: None; Baltimore: Roberts (8)

Time of Game: 3:21

Attendance: 36,556

The Orioles scored 2 runs in the bottom of the 8th to come from behind to defeat the Sox, 6-5...The Red Sox clinched the AL's best record to assure home-field advantage throughout the postseason following the A's loss to the Mariners earlier in the day...Jon Lester gave up 4 runs on 9 hits and 2 walks with 4 K's over 5.0 IP, ending his streak of 9 quality starts...He surrendered a homer in the 3rd inning to snap a career-long 70.1-IP homerless streak...Daniel Nava tied a career high with 4 hits...Dustin Pedroia had 3 hits and an RBI in his 160th game of the season at 2nd base, passing his 2011 total (159) for the most in club history...The O's Wei-Yin Chen allowed 3 runs on 9 hits over 5.1 innings and ended up with his 6th consecutive no-decision.


Sunday, September 29 at Baltimore
(97-65, 1st, 6.0 GA TB)
162

	1	2	3	4	5	6	7	8	9		R	H	E
BOSTON	2	2	0	1	0	0	0	0	1	—	6	13	0
Baltimore	0	0	0	0	5	2	0	0	x	—	7	10	1

Winning Pitcher: McFarland (4-1)

Losing Pitcher: DE LA ROSA (0-2)

Save: Johnson (50)

Home Runs: Boston: Berry (1), Ellsbury (9); Baltimore: None

Time of Game: 3:23

Attendance: 44,230

The Red Sox took a 5-run lead to the 5th inning, but the Orioles came from behind to secure a 7-6 victory to wrap up the regular season...Despite the loss, Boston finished the regular season tied with the Cardinals for the best record in the majors at 97-65...Jacoby Ellsbury began the game with his 10th career leadoff homer, breaking the club record held by Dom DiMaggio and Tommy Harper...Quintin Berry made his 1st start of the season and went 2-for-4 with his 1st home run of 2013...Allen Webster got the start for Boston, tossing 3.0 hitless frames...Felix Doubront took over in the 4th and was charged with 5 runs over just 1.1 innings...In all, the Sox used 7 different pitchers...Jim Johnson earned his 50th save of the season for the Orioles.

POSTSEASON OPPONENTS



DETROIT TIGERS

COMERICA PARK

2100 WOODWARD AVENUE, DETROIT, MI 48201 • 313-471-2000

IN THE POSTSEASON: The Red Sox and Tigers have never met in the postseason.

2013 SEASON: Boston posted a 3-4 mark against Detroit this season, outscoring the Tigers 43-35. The Red Sox lost 4 of their 1st 5 meetings against the Tigers, including 3 of 4 at Comerica Park from 6/20-23. Boston took the 2nd series between the clubs, winning 2 games of a 3-game set at Fenway Park from 9/2-4.

DATE	SITE	SCORE	WINNER	LOSER	SAVE	ATTENDANCE
6/20	DET	L3-4	Smyly	BAILEY	---	36,939
6/21	DET	W10-6	LESTER	Fister	---	41,126
6/22	DET	L3-10	Scherzer	WEBSTER	---	42,508
6/23	DET	L5-7	Benoit	MILLER	---	41,507
9/2	BOS	L0-3	Fister	LACKEY	Veras	36,188
9/3	BOS	W2-1	LESTER	Scherzer	UEHARA	32,071
9/4	BOS	W20-4	DEMPSTER	Porcello	---	33,720

ALL-TIME: The Red Sox lead the all-time regular season series with the Tigers, 1,026-957-13, going 562-432-6 at home and 464-526-7 in Detroit, including a 30-25 mark at Comerica Park since it opened in 2000. Since 2003, Boston owns a 53-29 record against Detroit, going 32-10 at home in that time. Boston has the majors' best record against the Tigers since 2008 at 27-16 (.628).

2013 AND CAREER BATTING VS. DETROIT

2013						CAREER					
AVG	AB	H	HR	RBI	PLAYER	AVG	AB	H	HR	RBI	
1.000	2	2	0	2	Berry	1.000	2	2	0	2	
.000	1	0	0	0	Bogaerts	.000	1	0	0	0	
---	0	0	0	0	Bradley Jr.	---	0	0	0	0	
.143	7	1	0	1	Carp	.125	16	2	0	1	
.333	21	7	1	2	Drew	.191	68	13	1	6	
.320	25	8	1	5	Ellsbury	.286	112	32	3	14	
.231	13	3	0	1	Gomes	.210	81	17	2	11	
---	0	0	0	0	Holt	---	0	0	0	0	
.500	8	4	1	3	Lavarney	.500	8	4	1	3	
.000	4	0	0	0	McDonald	.252	123	31	1	9	
.333	15	5	1	6	Middlebrooks	.344	32	11	3	12	
.318	22	7	1	2	Napoli	.227	150	34	8	18	
.300	20	6	1	2	Nava	.278	36	10	1	6	
.357	28	10	4	7	Ortiz	.284	373	106	28	95	
.250	28	7	0	2	Pedroia	.229	157	36	4	15	
.250	4	1	0	0	Ross	.286	7	2	0	0	
.167	12	2	0	1	Saltalamacchia	.170	88	15	3	7	
.000	1	0	0	0	Snyder	.300	10	3	0	1	
.320	25	8	1	6	Victorino	.359	39	14	3	9	

2013 AND CAREER PITCHING VS. DETROIT

2013						CAREER						
W-L-SV	ERA	G/GS	IP	H	ER	PLAYER	W-L-SV	ERA	G/GS	IP	H	ER
0-0-0	0.00	3/0	2.2	2	0	Breslow	1-0-0	0.90	21/0	20.0	18	2
0-0-0	---	0/0	0.0	0	0	Britton	0-0-0	---	0/0	0.0	0	0
0-0-0	0.00	1/0	1.0	1	0	De La Rosa	0-0-0	0.00	1/0	1.0	1	0
1-0-0	6.00	1/1	6.0	6	4	Dempster	1-0-0	3.21	3/2	14.0	11	5
0-0-0	3.60	1/1	5.0	4	2	Doubont	1-0-0	3.27	2/2	11.0	8	4
0-1-0	3.14	2/2	14.1	14	5	Lackey	6-3-0	3.86	12/12	81.2	77	35
2-0-0	4.26	2/2	12.2	17	6	Lester	2-2-0	4.63	7/7	44.2	53	23
0-0-0	10.80	2/0	3.1	5	4	Morales	0-0-1	6.43	6/0	7.0	8	5
1-0-0	5.14	1/1	7.0	4	4	Peavy	4-5-0	4.83	12/12	76.1	70	41
0-0-0	0.00	3/0	2.0	1	0	Tazawa	1-0-0	1.08	5/1	8.1	6	1
0-0-0	0.00	2/0	2.2	1	0	Thornton	2-2-2	5.02	50/0	43.0	43	24
0-0-1	0.00	2/0	2.0	0	0	Uehara	0-0-5	3.86	12/0	11.2	9	5
0-0-0	---	0/0	0.0	0	0	Villarreal	0-0-0	---	0/0	0.0	0	0
0-1-0	10.38	1/1	4.1	8	5	Webster	0-1-0	10.38	1/1	4.1	8	5
0-0-0	0.00	2/0	1.1	1	0	Workman	0-0-0	0.00	2/0	1.1	1	0
0-0-0	---	0/0	0.0	0	0	Wright	0-0-0	---	0/0	0.0	0	0



OAKLAND ATHLETICS

O.CO COLISEUM

7000 COLISEUM WAY, OAKLAND, CA 94621 • 510-638-4900

IN THE POSTSEASON: The Red Sox and Athletics have met in the postseason 4 times with Oakland holding a 10-6 advantage all-time. In the clubs' most recent meeting in 2003, Boston came back from a 2-games-to-none deficit in the Division Series to beat the A's in 5 games. The Sox captured the 1975 ALCS in a 3-game sweep and Oakland swept the 1988 and 1990 ALCS in 4 games. Since the start of the 1988 ALCS, the Red Sox have dropped 10 of 13 postseason games to the A's, including a 10-game losing streak, while being outscored 58-32 in that span.

2013 SEASON: Boston and Oakland split the 6-game regular season series, 3-3. Boston took 2 of 3 at Fenway Park from 4/22-24. The A's won 2 of 3 at the Coliseum from 7/12-14, including the final 2 games of the set. Oakland held Boston scoreless in 2 of their 3 wins in 2013.

DATE	SITE	SCORE	WINNER	LOSER	SAVE	ATTENDANCE
4/22	BOS	W9-6	DOUBRONT	Griffin	BAILEY	28,926
4/23	BOS	L0-13	Colon	ACEVES	---	29,006
4/24	BOS	W6-5	LESTER	Anderson	BAILEY	29,274
7/12	OAK	W4-2	LACKEY	Doolittle	UEHARA	27,084
7/13	OAK	L0-3	Griffin	LESTER	Balfour	36,067
7/14	@Oak	L2-3	Cook	THORNTON	---	31,417

ALL-TIME: The Red Sox lead the all-time regular season series 278-230 since the Kansas City Athletics moved to Oakland in 1968. The Sox are 162-92 at Fenway Park against the A's and 116-138 all-time in Oakland. The Red Sox are 4-11 versus the Athletics since the beginning of the 2012 season, including 1-8 at the Coliseum in that span. Boston is 5-15 on the road against the A's since 2009, but has finished .500 or better at home against the A's in 20 of 23 season since 1991, including 12 straight years from 1991-2002.

2013 AND CAREER BATTING VS. OAKLAND

2013					CAREER					
AVG	AB	H	HR	RBI	PLAYER	AVG	AB	H	HR	RBI
---	0	0	0	0	Berry	.500	4	2	0	2
---	0	0	0	0	Bogaerts	---	0	0	0	0
---	0	0	0	0	Bradley Jr.	---	0	0	0	0
.250	4	1	0	0	Carp	.213	61	13	0	4
.222	9	2	0	2	Drew	.278	36	10	1	8
.227	22	5	0	0	Ellsbury	.254	142	36	0	14
.286	7	2	0	0	Gomes	.296	71	21	3	13
.273	11	3	0	3	Holt	.273	11	3	0	3
.000	4	0	0	0	Lavarnway	.091	11	1	0	0
---	0	0	0	0	McDonald	.188	128	24	0	7
.091	11	1	1	3	Middlebrooks	.214	14	3	1	3
.389	18	7	1	6	Napoli	.253	308	78	19	48
.238	21	5	0	1	Nava	.211	38	8	0	1
.200	20	4	0	1	Ortiz	.275	408	112	21	65
.280	25	7	0	3	Pedroia	.276	217	60	4	19
.000	4	0	0	0	Ross	.200	10	2	0	0
.154	13	2	0	1	Saltalamacchia	.245	139	34	3	17
---	0	0	0	0	Snyder	.250	8	2	0	0
.222	18	4	0	1	Victorino	.289	38	11	0	2

2013 AND CAREER PITCHING VS. OAKLAND

2013						CAREER						
W-L-SV	ERA	G/GS	IP	H	ER	PLAYER	W-L-SV	ERA	G/GS	IP	H	ER
0-0-0	0.00	1/0	1.2	1	0	Breslow	0-1-1	4.50	11/0	14.0	11	7
0-0-0	---	0/0	0.0	0	0	Britton	0-0-0	---	0/0	0.0	0	0
0-0-0	---	0/0	0.0	0	0	De La Rosa	0-0-0	---	0/0	0.0	0	0
0-0-0	---	0/0	0.0	0	0	Dempster	1-0-0	6.52	2/2	9.2	14	7
1-0-0	4.05	1/1	6.2	3	3	Doubront	1-2-0	8.56	3/3	13.2	15	13
1-0-0	2.57	1/1	7.0	3	2	Lackey	19-6-0	2.90	34/34	220.2	192	71
1-1-0	4.50	2/2	12.0	12	6	Lester	4-4-0	4.21	12/12	68.1	70	32
0-0-0	---	0/0	0.0	0	0	Morales	0-0-0	0.00	2/0	2.0	0	0
0-0-0	---	0/0	0.0	0	0	Peavy	1-0-0	1.80	2/2	15.0	10	3
0-0-0	2.70	3/0	3.1	4	1	Tazawa	0-0-0	1.59	6/0	5.2	5	1
0-2-0	13.50	4/0	2.0	3	3	Thornton	2-6-0	4.15	40/0	34.2	30	16
0-0-1	2.25	3/0	4.0	2	1	Uehara	1-0-1	2.16	17/0	16.2	9	4
0-1-0	27.00	1/0	0.1	1	1	Villarreal	1-1-0	21.60	3/0	1.2	5	4
0-0-0	---	0/0	0.0	0	0	Webster	0-0-0	---	0/0	0.0	0	0
0-0-0	2.84	1/1	6.1	2	2	Workman	0-0-0	2.84	1/1	6.1	2	2
0-0-0	12.27	1/0	3.2	6	5	Wright	0-0-0	12.27	1/0	3.2	6	5



TAMPA BAY RAYS

TROPICANA FIELD

ONE TROPICANA DRIVE, ST. PETERSBURG, FL 33705 • 727-825-3137

IN THE POSTSEASON: The Red Sox and Rays have met just once in the postseason with Boston falling to Tampa Bay in 7 games in the 2008 ALCS. The Sox came back from a 3-games-to-1 deficit to force a deciding Game 7 at Tropicana Field. Boston went 2-2 on the road and 1-2 at Fenway Park, being outscored 43-28 in the series.

2013 SEASON: Boston took the 19-game season series with Tampa Bay, 12-7. They secured a victory in their season set versus Tampa Bay for the 1st time since taking 7 straight from 2001-07. It was the Sox most wins against the Rays since 2007 (13-5). Boston went 6-4 at Fenway Park and 6-3 at Tropicana Field, outscoring Tampa Bay 71-57 overall.

DATE	SITE	SCORE	WINNER	LOSER	SAVE	ATTENDANCE
4/13	BOS	W2-1	TAZAWA	Gomes	---	33,039
4/14	BOS	W5-0	BUCHHOLZ	Cobb	---	35,198
4/15	BOS	W3-2	BAILEY	Peralta	---	37,449
5/14	TB	L3-5	Moore	LACKEY	Rodney	15,227
5/15	TB	W9-2	LESTER	Price	---	15,767
5/16	TB	W4-3	TAZAWA	Rodney	---	16,055
6/10	TB	W10-8 (14)	MORALES	Ramos	---	15,477
6/11	TB	L3-8	Hernandez	LESTER	---	16,870
6/12	TB	W2-1	ACEVES	Archer	BAILEY	15,091
6/18-1	BOS	W5-1	ACEVES	Archer	---	33,430
6/18-2	BOS	W3-1	BAILEY	Peralta	---	32,156
6/19	BOS	L2-6	Hellickson	DEMPSTER	---	35,710
7/22	BOS	L0-3	Moore	WORKMAN	---	35,016
7/23	BOS	W6-2	LESTER	Hernandez	---	34,609
7/24	BOS	L1-5	Price	DOUBRONT	---	36,514
7/29	BOS	L1-2	Price	DOUBRONT	Rodney	37,242
9/10	TB	W2-0	BUCHHOLZ	Price	UEHARA	18,605
9/11	TB	W7-3 (10)	UEHARA	Peralta	---	19,215
9/12	TB	L3-4	McGee	DE LA ROSA	Rodney	20,360

ALL-TIME: The Red Sox lead the all-time regular season series 162-116 since the Rays joined the AL East as an expansion club in 1998. The Sox are 89-50 at Fenway Park against Tampa Bay, and 73-66 all-time at Tropicana Field. From 1998-2007, the Red Sox held a 111-58 advantage and outscored the Rays 978-694. Since 2008, Boston has a 51-58 mark and trail 467-476 in runs scored against TB. The Sox have won the season series just once in that time (12-7 in 2013).

2013 AND CAREER BATTING VS. TAMPA BAY

2013						CAREER					
AVG	AB	H	HR	RBI	PLAYER	AVG	AB	H	HR	RBI	
---	0	0	0	0	Berry	.133	15	2	0	1	
.000	3	0	0	0	Bogaerts	.000	3	0	0	0	
.077	13	1	0	0	Bradley Jr.	.077	13	1	0	0	
.429	14	6	1	7	Carp	.289	45	13	1	10	
.188	64	12	1	7	Drew	.219	96	21	1	7	
.242	62	15	0	0	Ellsbury	.282	337	95	9	32	
.150	40	6	1	6	Gomes	.232	69	16	4	12	
---	0	0	0	0	Holt	---	0	0	0	0	
.111	9	1	0	0	Lavarney	.188	32	6	0	3	
---	0	0	0	0	McDonald	.187	187	35	2	11	
.140	43	6	1	6	Middlebrooks	.186	70	13	2	11	
.217	60	13	1	9	Napoli	.248	165	41	8	30	
.239	46	11	2	6	Nava	.189	111	21	3	12	
.281	57	16	2	9	Ortiz	.289	691	200	43	143	
.209	67	14	0	6	Pedroia	.262	420	110	9	36	
.100	10	1	1	1	Ross	.091	22	2	2	2	
.227	44	10	2	6	Saltalamacchia	.178	163	29	5	13	
.167	6	1	1	1	Snyder	.182	11	2	1	2	
.191	68	13	0	3	Victorino	.189	90	17	0	4	

2013 AND CAREER PITCHING VS. TAMPA BAY

2013						CAREER						
W-L-SV	ERA	G/GS	IP	H	ER	PLAYER	W-L-SV	ERA	G/GS	IP	H	ER
0-0-0	3.86	8/0	7.0	6	3	Breslow	0-1-1	5.19	21/0	17.1	16	10
0-0-0	0.00	3/0	4.1	1	0	Britton	0-0-0	0.00	3/0	4.1	1	0
0-1-0	27.00	1/0	0.1	2	1	De La Rosa	0-1-0	27.00	1/0	0.1	2	1
0-1-0	2.50	3/3	18.0	14	5	Dempster	3-5-0	3.78	11/11	69.0	66	29
0-2-0	2.55	4/4	24.2	20	7	Doubont	2-3-0	3.24	11/8	50.0	44	18
0-1-0	8.10	2/2	10.0	19	9	Lackey	12-7-0	4.39	21/21	133.1	148	65
2-1-0	4.32	4/4	25.0	28	12	Lester	12-9-0	4.30	26/26	157.0	143	75
1-0-0	0.00	3/0	4.0	2	0	Morales	2-0-0	0.90	16/1	20.0	12	2
1-0-0	4.26	2/2	12.2	10	6	Peavy	3-1-0	4.91	6/6	36.2	33	20
2-0-0	0.96	8/0	9.1	6	1	Tazawa	2-0-0	1.50	12/0	12.0	10	2
0-0-0	4.50	5/0	2.0	3	1	Thornton	0-3-2	2.05	36/0	30.2	28	7
1-0-1	0.00	10/0	10.2	2	0	Uehara	2-1-3	1.91	31/1	37.2	20	8
0-0-0	---	0/0	0.0	0	0	Villarreal	0-0-0	0.00	2/0	1.2	1	0
0-0-0	---	0/0	0.0	0	0	Webster	0-0-0	---	0/0	0.0	0	0
0-1-0	4.50	2/1	8.0	9	4	Workman	0-1-0	4.50	2/1	8.0	9	4
0-0-0	---	0/0	0.0	0	0	Wright	0-0-0	---	0/0	0.0	0	0



ATLANTA BRAVES

TURNER FIELD

755 HANK AARON DRIVE, ATLANTA, GA 30315 • 404-522-7630

IN THE POSTSEASON: Boston and Atlanta have never met in the postseason.

2013 SEASON: The Red Sox and Braves did not meet in 2013.

ALL-TIME: Boston trails the all-time series with Atlanta, 26-27, but has taken the clubs' last 5 season sets (2005-07, 2009, 2012) and is 14-5 in their last 19 contests. The Sox 54 games against the Braves are their most against any Inter-league opponent. The Red Sox and Braves met in 11 of the 1st 13 Interleague seasons beginning in 1997 but have played just once since 2009, with Boston winning 2 of 3 at Fenway Park in 2012. The Sox are 11-16 against Atlanta in Boston, but have taken 8 of 12 such games since 5/20/05. The teams last played in Atlanta from 6/26-28/09.

2013 AND CAREER BATTING VS. ATLANTA

2013					CAREER					
AVG	AB	H	HR	RBI	PLAYER	AVG	AB	H	HR	RBI
---	0	0	0	0	Berry	---	0	0	0	0
---	0	0	0	0	Bogaerts	---	0	0	0	0
---	0	0	0	0	Bradley Jr.	---	0	0	0	0
---	0	0	0	0	Carp	.286	7	2	0	0
---	0	0	0	0	Dempster	.028	36	1	0	0
---	0	0	0	0	Drew	.220	132	29	7	15
---	0	0	0	0	Ellsbury	.056	18	1	0	0
---	0	0	0	0	Gomes	.241	54	13	1	1
---	0	0	0	0	Holt	.000	1	0	0	0
---	0	0	0	0	Lackey	.000	2	0	0	0
---	0	0	0	0	Lavarney	---	0	0	0	0
---	0	0	0	0	Lester	.000	2	0	0	0
.143	7	1	0	0	McDonald	.214	28	6	0	0
---	0	0	0	0	Middlebrooks	.500	8	4	1	3
---	0	0	0	0	Napoli	.000	2	0	0	0
---	0	0	0	0	Nava	.333	12	4	0	4
---	0	0	0	0	Ortiz	.276	76	21	7	12
---	0	0	0	0	Peavy	.083	12	1	0	0
---	0	0	0	0	Pedroia	.268	56	15	0	6
---	0	0	0	0	Ross	.190	58	11	0	6
---	0	0	0	0	Saltalamacchia	.071	14	1	0	0
---	0	0	0	0	Snyder	---	0	0	0	0
---	0	0	0	0	Victorino	.279	409	114	11	51

2013 AND CAREER PITCHING VS. ATLANTA

2013						CAREER						
W-L-SV	ERA	G/GS	IP	H	ER	PLAYER	W-L-SV	ERA	G/GS	IP	H	ER
0-0-0	---	0/0	0	0	0	Breslow	0-0-0	2.70	2/0	3.1	4	1
0-0-0	---	0/0	0	0	0	Britton	0-0-0	---	0/0	0	0	0
0-0-0	---	0/0	0	0	0	De La Rosa	0-0-0	---	0/0	0	0	0
0-0-0	---	0/0	0	0	0	Dempster	2-12-2	4.56	30/19	130.1	118	66
0-0-0	---	0/0	0	0	0	Doubont	0-0-0	---	0/0	0	0	0
0-0-0	---	0/0	0	0	0	Lackey	0-0-0	3.00	1/1	6.0	7	2
0-0-0	---	0/0	0	0	0	Lester	1-1-0	2.77	2/2	13.0	15	4
0-0-0	---	0/0	0	0	0	Morales	1-1-0	3.86	5/1	9.1	9	4
1-0-0	3.00	1/1	6	7	2	Peavy	3-4-0	3.86	8/8	51.1	40	22
0-0-0	---	0/0	0	0	0	Tazawa	0-0-0	---	0/0	0	0	0
0-0-0	---	0/0	0	0	0	Thornton	0-0-0	0.00	1/0	1.0	0	0
0-0-0	---	0/0	0	0	0	Uehara	0-0-0	0.00	2/0	2.0	1	0
0-0-0	---	0/0	0	0	0	Villarreal	0-0-0	---	0/0	0	0	0
0-0-0	---	0/0	0	0	0	Webster	0-0-0	---	0/0	0	0	0
0-0-0	---	0/0	0	0	0	Workman	0-0-0	---	0/0	0	0	0
0-0-0	---	0/0	0	0	0	Wright	0-0-0	---	0/0	0	0	0



LOS ANGELES DODGERS

DODGER STADIUM

1 000 ELYSIAN PARK AVE., LOS ANGELES, CA 90090 • 323-224-1 500

IN THE POSTSEASON: The Red Sox won the 1916 World Series in 5 games over the Brooklyn Dodgers, the only postseason meeting ever between the 2 franchises. It was Boston's 2nd consecutive World Series win and its 4th in club history.

2013 SEASON: Boston took 2 of 3 from Los Angeles at Dodger Stadium from 8/23-25. Red Sox pitchers held the Dodgers to 5 total runs over the 3 games.

ALL-TIME: The Red Sox are 7-5 against the Dodgers all-time, including 5-1 at Fenway Park. Boston has won 3 of the 4 Interleague series played between the clubs, all since 2002. The Sox only series loss was a 3-game sweep in LA in 2002. Boston is 7-2 versus the Dodgers since the beginning of their set in 2004.

2013 AND CAREER BATTING VS. LOS ANGELES

2013						CAREER					
AVG	AB	H	HR	RBI	PLAYER	AVG	AB	H	HR	RBI	
.000	0	0	0	0	Berry	.000	0	0	0	0	
.600	5	3	0	0	Bogaerts	.600	5	3	0	0	
.000	0	0	0	0	Bradley Jr.	.000	0	0	0	0	
.000	1	0	0	0	Carp	.000	7	0	0	0	
---	0	0	0	0	Dempster	.156	32	5	0	1	
.333	6	2	0	0	Drew	.291	316	92	4	25	
.071	14	1	0	0	Ellsbury	.071	14	1	0	0	
.143	7	1	1	3	Gomes	.221	77	17	3	10	
.000	0	0	0	0	Holt	.000	0	0	0	0	
.000	2	0	0	0	Lackey	.000	11	0	0	0	
.000	0	0	0	0	Lavarney	.000	0	0	0	0	
.000	3	0	0	0	Lester	.000	3	0	0	0	
.167	6	1	0	1	McDonald	.278	54	15	1	5	
.091	11	1	0	0	Middlebrooks	.091	11	1	0	0	
---	0	0	0	0	Morales	.500	4	2	0	1	
.625	8	5	1	4	Napoli	.289	83	24	8	19	
.000	2	0	0	0	Nava	.182	11	2	0	1	
.000	3	0	0	0	Ortiz	.217	23	5	2	7	
.000	4	0	0	0	Peavy	.105	57	6	1	5	
.545	11	6	0	1	Pedroia	.565	23	13	0	3	
.000	4	0	0	0	Ross	.214	70	15	2	7	
.167	6	1	1	2	Saltalamacchia	.300	30	9	1	4	
.000	0	0	0	0	Snyder	.000	0	0	0	0	
.182	11	2	1	1	Victorino	.255	149	38	5	11	

2013 AND CAREER PITCHING VS. LOS ANGELES

2013						CAREER						
W-L-SV	ERA	G/GS	IP	H	ER	PLAYER	W-L-SV	ERA	G/GS	IP	H	ER
0-0-0	-	1/0	0.0	1	0	Breslow	0-0-0	3.00	11/0	9.0	8	3
0-0-0	---	0/0	0.0	0	0	Britton	0-0-0	---	0/0	0.0	0	0
0-0-0	---	0/0	0.0	0	0	De La Rosa	0-0-0	---	0/0	0.0	0	0
0-0-0	---	0/0	0.0	0	0	Dempster	7-3-6	2.71	24/14	106.1	92	32
0-0-0	---	0/0	0.0	0	0	Doubront	1-0-0	5.40	1/1	5.0	6	3
0-1-0	2.25	1/1	8.0	3	2	Lackey	5-3-0	1.93	11/10	70.0	50	15
1-0-0	1.23	1/1	7.1	3	1	Lester	1-0-0	1.23	1/1	7.1	3	1
0-0-0	---	0/0	0.0	0	0	Morales	1-1-0	5.89	10/2	18.1	18	12
1-0-0	1.00	1/1	9.0	3	1	Peavy	14-2-0	2.21	25/25	167.1	120	41
0-0-0	27.00	1/0	0.1	1	1	Tazawa	0-0-0	27.00	1/0	0.1	1	1
0-0-0	---	0/0	0.0	0	0	Thornton	0-2-1	4.91	8/0	7.1	7	4
0-0-1	0.00	1/0	1.1	0	0	Uehara	0-0-1	0.00	1/0	1.1	0	0
0-0-0	---	0/0	0.0	0	0	Villarreal	0-0-0	---	0/0	0.0	0	0
0-0-0	---	0/0	0.0	0	0	Webster	0-0-0	---	0/0	0.0	0	0
0-0-0	---	0/0	0.0	0	0	Workman	0-0-0	---	0/0	0.0	0	0
0-0-0	---	0/0	0.0	0	0	Wright	0-0-0	---	0/0	0.0	0	0



PITTSBURGH PIRATES

PNC PARK AT NORTH SHORE

115 FEDERAL STREET, PITTSBURGH, PA 15212 • 412-323-5000

IN THE POSTSEASON: The clubs also squared off in the 1st ever World Series in 1903, with Boston, then known as the Americans, prevailing 5 games to 3. The Americans were 2-2 in 4 games played at Boston's Huntington Avenue Grounds and 3-1 in the 4 games played in Pittsburgh in the best-of-9 series.

2013 SEASON: The Red Sox and Pirates did not meet in 2013.

ALL-TIME: Boston holds a 5-4 all-time edge over Pittsburgh. The clubs have met 3 times in Interleague play, all since 2003. The Sox won 2 of 3 in a 3-game set in Pittsburgh in 2003 and at Fenway Park in 2005. In their last meeting from 6/24-26/11, Boston dropped 2 of 3 at PNC Park.

2013 AND CAREER BATTING VS. PITTSBURGH

2013					CAREER					
AVG	AB	H	HR	RBI	PLAYER	AVG	AB	H	HR	RBI
---	0	0	0	0	Berry	.200	5	1	1	2
---	0	0	0	0	Bogaerts	---	0	0	0	0
---	0	0	0	0	Bradley Jr.	---	0	0	0	0
---	0	0	0	0	Carp	---	0	0	0	0
---	0	0	0	0	Dempster	.151	53	8	0	2
---	0	0	0	0	Drew	.312	138	43	4	21
---	0	0	0	0	Ellsbury	.154	13	2	1	1
---	0	0	0	0	Gomes	.283	113	32	4	13
---	0	0	0	0	Holt	---	0	0	0	0
---	0	0	0	0	Lackey	.000	2	0	0	0
---	0	0	0	0	Lavarney	---	0	0	0	0
---	0	0	0	0	Lester	.000	2	0	0	0
---	0	0	0	0	McDonald	.333	24	8	1	1
---	0	0	0	0	Middlebrooks	---	0	0	0	0
---	0	0	0	0	Morales	.000	1	0	0	0
---	0	0	0	0	Napoli	.250	8	2	0	0
---	0	0	0	0	Nava	---	0	0	0	0
---	0	0	0	0	Ortiz	.259	27	7	0	2
---	0	0	0	0	Peavy	.357	14	5	0	3
---	0	0	0	0	Pedroia	.308	13	4	0	1
---	0	0	0	0	Ross	.313	112	35	6	29
---	0	0	0	0	Saltalamacchia	.294	17	5	0	0
---	0	0	0	0	Snyder	---	0	0	0	0
---	0	0	0	0	Victorino	.326	141	46	1	11

2013 AND CAREER PITCHING VS. PITTSBURGH

2013						CAREER						
W-L-SV	ERA	G/GS	IP	H	ER	PLAYER	W-L-SV	ERA	G/GS	IP	H	ER
0-0-0	---	0/0	0.0	0	0	Breslow	1-0-0	0.00	6/0	4.0	2	0
0-0-0	---	0/0	0.0	0	0	Britton	0-0-0	---	0/0	0.0	0	0
0-0-0	---	0/0	0.0	0	0	De La Rosa	0-0-0	---	0/0	0.0	0	0
0-0-0	---	0/0	0.0	0	0	Dempster	8-14-9	5.36	51/26	178.0	201	106
0-0-0	---	0/0	0.0	0	0	Doubront	0-0-0	---	0/0	0.0	0	0
0-0-0	---	0/0	0.0	0	0	Lackey	0-1-0	7.50	1/1	6.0	8	5
0-0-0	---	0/0	0.0	0	0	Lester	0-1-0	3.00	1/1	6.0	8	2
0-0-0	---	0/0	0.0	0	0	Morales	0-2-0	5.87	5/1	7.2	9	5
0-0-0	---	0/0	0.0	0	0	Peavy	5-2-0	2.52	8/8	53.2	43	15
0-0-0	---	0/0	0.0	0	0	Tazawa	0-0-0	---	0/0	0.0	0	0
0-0-0	---	0/0	0.0	0	0	Thornton	0-0-0	0.00	6/0	4.2	2	0
0-0-0	---	0/0	0.0	0	0	Uehara	0-0-0	0.00	1/0	1.0	0	0
0-0-0	---	0/0	0.0	0	0	Villarreal	0-0-0	6.75	2/0	2.2	2	2
0-0-0	---	0/0	0.0	0	0	Webster	0-0-0	---	0/0	0.0	0	0
0-0-0	---	0/0	0.0	0	0	Workman	0-0-0	---	0/0	0.0	0	0
0-0-0	---	0/0	0.0	0	0	Wright	0-0-0	---	0/0	0.0	0	0



ST. LOUIS CARDINALS

BUSCH STADIUM

700 CLARK STREET, ST. LOUIS, MO 63102 • 313-345-9600

IN THE POSTSEASON: The Red Sox and Cardinals have met in the World Series on 3 occasions. They last met in the 2004 World Series, which Boston won in a 4-game sweep. St. Louis was victorious in their previous 2 postseason matchups, defeating Boston in the World Series in 1967 and 1946, both in 7 games.

2013 SEASON: The Red Sox and Cardinals did not meet in 2013.

ALL-TIME: Boston is 3-6 against St. Louis in regular season play. The Cardinals have taken 2 of 3 in each of the clubs' 3 interleague series. They played at Fenway Park in 2003 and 2008 and met in St. Louis in 2005.

2013 AND CAREER BATTING VS. ST. LOUIS

2013						CAREER					
AVG	AB	H	HR	RBI	PLAYER	AVG	AB	H	HR	RBI	
---	0	0	0	0	Berry	.214	14	3	0	2	
---	0	0	0	0	Bogaerts	---	0	0	0	0	
---	0	0	0	0	Bradley Jr.	---	0	0	0	0	
---	0	0	0	0	Carp	.000	3	0	0	0	
---	0	0	0	0	Dempster	.083	48	4	0	1	
---	0	0	0	0	Drew	.298	151	45	3	12	
---	0	0	0	0	Ellsbury	.200	15	3	0	0	
---	0	0	0	0	Gomes	.224	98	22	2	13	
---	0	0	0	0	Holt	---	0	0	0	0	
---	0	0	0	0	Lavarnway	---	0	0	0	0	
.200	5	1	0	1	McDonald	.100	10	1	0	1	
---	0	0	0	0	Middlebrooks	---	0	0	0	0	
---	0	0	0	0	Napoli	.444	18	8	3	10	
---	0	0	0	0	Nava	---	0	0	0	0	
---	0	0	0	0	Ortiz	.406	32	13	1	7	
---	0	0	0	0	Peavy	.316	19	6	0	0	
---	0	0	0	0	Pedroia	.462	13	6	0	0	
---	0	0	0	0	Ross	.241	133	32	7	17	
---	0	0	0	0	Saltalamacchia	.250	8	2	0	0	
---	0	0	0	0	Snyder	---	0	0	0	0	
---	0	0	0	0	Victorino	.275	182	50	5	30	

2013 AND CAREER PITCHING VS. ST. LOUIS

2013						CAREER						
W-L-SV	ERA	G/GS	IP	H	ER	PLAYER	W-L-SV	ERA	G/GS	IP	H	ER
0-0-0	---	0/0	0.0	0	0	Breslow	1-0-0	0.00	3/0	3.0	0	0
0-0-0	---	0/0	0.0	0	0	Britton	0-0-0	---	0/0	0.0	0	0
0-0-0	---	0/0	0.0	0	0	De La Rosa	0-0-0	---	0/0	0.0	0	0
0-0-0	---	0/0	0.0	0	0	Dempster	8-9-15	4.62	49/23	169.1	189	87
0-0-0	---	0/0	0.0	0	0	Doubront	0-0-0	---	0/0	0.0	0	0
0-0-0	---	0/0	0.0	0	0	Lackey	0-0-0	---	0/0	0.0	0	0
0-0-0	---	0/0	0.0	0	0	Lester	0-0-0	2.45	1/1	7.1	9	2
0-0-0	---	0/0	0.0	0	0	Morales	0-1-0	-	1/0	0.0	1	0
0-0-0	---	0/0	0.0	0	0	Peavy	3-4-0	2.97	9/9	57.2	50	19
0-0-0	---	0/0	0.0	0	0	Tazawa	0-0-0	---	0/0	0.0	0	0
0-0-0	---	0/0	0.0	0	0	Thornton	0-1-0	10.13	4/0	5.1	7	6
0-0-0	---	0/0	0.0	0	0	Uehara	0-0-0	---	0/0	0.0	0	0
0-0-0	---	0/0	0.0	0	0	Villarreal	0-0-0	0.00	2/0	2.2	0	0
0-0-0	---	0/0	0.0	0	0	Webster	0-0-0	---	0/0	0.0	0	0
0-0-0	---	0/0	0.0	0	0	Workman	0-0-0	---	0/0	0.0	0	0
0-0-0	---	0/0	0.0	0	0	Wright	0-0-0	---	0/0	0.0	0	0

RED SOX IN THE POSTSEASON

The Red Sox were 79-72-1 all-time in postseason play, having advanced to the postseason 21 times in 113 American League seasons, including 13 times in the last 28 years and 7 times in the last 11 years. Boston is 16-13 in 29 postseason series, having gone 5-4 in 9 trips to the AL Division Series (16-17 in Division Series play), 4-5 in 9 trips to the AL Championship Series (22-29 in Championship Series play) and 7-4 in 11 trips to the World Series (41-26-1 in World Series games), with 7-game losses in 1946, '67, '75 and '86.

The Boston Americans, who became the Red Sox in 1908, won the 1st World Series ever held (1903), 1 of only 4 best-of-9 Series to be played (again in 1919-21). By beating the Pittsburgh Pirates of the more established National League, they caused such an embarrassment that the NL refused to participate the following year when the Red Sox repeated as AL Champions.

Boston set a major league record with an 8-game winning streak to close out their run to the World Championship in 2004 (matched in 2005 by the Chicago White Sox who won their final 8 games en route to the Championship). The Red Sox also had a 7-game winning streak starting from Game 5 of the 2007 ALCS through their World Series win in 2007.

The Red Sox are 43-31-1 in postseason home games, including a 36-29-1 postseason mark at Fenway Park. They hosted home World Series games at the Huntington Avenue Grounds in 1903 and at Braves Field in 1915 and 1916.

RED SOX IN THE DIVISION SERIES

YEAR	OPPONENT	WINNER	RESULT	RED SOX LEADING HITTER
1995	Cleveland Indians	Indians	0-3	Luis Alicea .600 (6-for-10)
1998	Cleveland Indians	Indians	1-3	John Valentin .467 (7-for-15)
1999	Cleveland Indians	RED SOX	3-2	Mike Stanley .500 (10-for-20)
2003	Oakland Athletics	RED SOX	3-2	Johnny Damon .316 (6-for-19)
2004	Anaheim Angels	RED SOX	3-0	David Ortiz .545 (6-for-11)
2005	Chicago White Sox	White Sox	0-3	David Ortiz .333 (4-for-12)
2007	Los Angeles Angels	RED SOX	3-0	David Ortiz .714 (5-for-7)
2008	Los Angeles Angels	RED SOX	3-1	Jason Bay .412 (7-for-17)
2009	Los Angeles Angels	Angels	0-3	Jacoby Ellsbury .250 (3-for-12)

RED SOX IN THE ALCS

YEAR	OPPONENT	WINNER	GAMES	RED SOX LEADING HITTER
1975	Oakland Athletics	RED SOX	3-0	Carl Yastrzemski .455 (5-for-11)
1986	California Angels	RED SOX	4-3	Spike Owen .429 (9-for-21)
1988	Oakland Athletics	Athletics	0-4	Wade Boggs .385 (5-for-13)
1990	Oakland Athletics	Athletics	0-4	Wade Boggs .438 (7-for-16)
1999	New York Yankees	Yankees	1-4	Jose Offerman .458 (11-for-24)
2003	New York Yankees	Yankees	3-4	Todd Walker .370 (10-for-27)
2004	New York Yankees	RED SOX	4-3	David Ortiz .387 (12-for-31)
2007	Cleveland Indians	RED SOX	4-3	Kevin Youkilis .500 (14-for-28)
2008	Tampa Bay Rays	Rays	3-4	Coco Crisp .450 (9-for-20)

RED SOX IN THE WORLD SERIES

YEAR	OPPONENT	WINNER	GAMES	RED SOX LEADING HITTER
1903	Pittsburg Pirates	BOSTON (AL)	5-3	Chick Stahl .303 (10-for-33)
1904	NO SERIES HELD			
1912	New York Giants	RED SOX	4-3-1	Tris Speaker .300 (9-for-30)
1915	Philadelphia Phillies	RED SOX	4-1	Duffy Lewis .444 (8-for-18)
1916	Brooklyn Dodgers	RED SOX	4-1	Duffy Lewis .353 (6-for-17)
1918	Chicago Cubs	RED SOX	4-2	Wally Schang .444 (4-for-9)
1946	St. Louis Cardinals	Cardinals	3-4	Wally Moses .417 (5-for-12)
1967	St. Louis Cardinals	Cardinals	3-4	Carl Yastrzemski .400 (10-for-25)
1975	Cincinnati Reds	Reds	3-4	Carl Yastrzemski .310 (9-for-29)
1986	New York Mets	Mets	3-4	Marty Barrett .433 (13-for-30)
2004	St. Louis Cardinals	RED SOX	4-0	Bill Mueller .429 (6-for-14)
2007	Colorado Rockies	RED SOX	4-0	Jacoby Ellsbury .438 (7-for-16)

* min. 10 PA on hitting leaders

RED SOX IN THE POSTSEASON, CONTINUED

2009 AMERICAN LEAGUE DIVISION SERIES

(Angels 3, Red Sox 0)

GAME 1 at ANAHEIM (Night) Thursday, October 8

	R	H	E
Boston	0	0	0
Los Angeles	0	0	0

LESTER (L), Ramirez (7), Saito (7), Bard (8) and Martinez
LACKEY (W), Oliver (8), and Napoli

HR—Hunter (1)

T—3:09; A—45,070

GAME 2 at ANAHEIM (Night) Friday, October 9

	R	H	E
Boston	0	0	0
Los Angeles	0	0	0

BECKETT (L), Wagner (7), Papelbon (8), and Martinez
WEAVER (W), Oliver (8), Jepsen (8), Fuentes (9-SV) and Napoli

HR—None

T—3:11; A—45,223

GAME 3 at BOSTON (Day) Sunday, October 11

	R	H	E
Los Angeles	0	0	0
Boston	0	0	0

Kazmir, Bulger (7), Jepsen (8), OLIVER (8-W), Fuentes (9-SV)
and Napoli, Mathis (9)

Buchholz, Bard (6), Wagner (8), PAPELBON (8-L), Okajima (9)
and Martinez

HR—Morales (1), Drew (1)

T—3:49; A—38,704

2009 ALDS STATISTICS

Batter	AVG	G	AB	R	H	2B	3B	HR	RBI	SH	SF	HP	BB	SO	SB	CS	E
Anderson	---	1	0	0	0	0	0	0	0	0	0	0	0	0	0	0	0
Bay	.125	3	8	0	1	0	0	0	0	0	0	0	3	3	0	0	1
Drew	.222	3	9	1	2	0	0	1	2	0	0	0	1	1	0	0	0
Ellsbury	.250	3	12	2	3	0	1	0	0	0	0	0	0	2	0	0	0
Gathright	---	1	0	1	0	0	0	0	0	0	0	0	0	0	1	0	0
Gonzalez	.167	3	6	1	1	0	0	0	0	0	0	0	1	1	0	0	1
Kotchman	.000	3	1	0	0	0	0	0	0	0	0	0	0	0	0	0	0
Lowell	.200	3	10	1	2	0	0	0	1	0	0	0	1	0	0	0	1
Lowrie	.000	3	2	0	0	0	0	0	0	0	0	0	0	1	0	0	0
Martinez	.182	3	11	0	2	0	0	0	2	0	0	0	1	2	0	0	0
Ortiz	.083	3	12	0	1	0	0	0	0	0	0	0	0	4	0	0	0
Pedroia	.167	3	12	1	2	1	0	0	2	0	0	0	1	0	0	0	0
Varitek	---	0	0	0	0	0	0	0	0	0	0	0	0	0	0	0	0
Youkilis	.083	3	12	0	1	1	0	0	0	0	0	0	0	2	0	0	1
Red Sox	.158	3	95	7	15	2	1	1	7	0	0	0	8	16	1	0	4
Angels	.258	3	93	16	24	6	1	2	14	2	1	3	10	18	3	1	1
Pitcher	W	L	ERA	G	GS	CG	SHO	SV	IP	H	R	ER	HR	HB	BB	SO	WP
Bard	0	0	0.00	2	0	0	0	0	3.0	0	0	0	0	0	0	4	0
Beckett	0	1	5.40	1	1	0	0	0	6.2	5	4	4	0	1	1	3	0
Buchholz	0	0	3.60	1	1	0	0	0	5.0	6	2	2	1	1	1	3	0
Byrd	0	0	---	0	0	0	0	0	0.0	0	0	0	0	0	0	0	0
Lester	0	1	4.50	1	1	0	0	0	6.0	4	3	3	1	0	4	5	0
Matsuzaka	0	0	---	0	0	0	0	0	0.0	0	0	0	0	0	0	0	0
Okajima	0	0	0.00	1	0	0	0	0	0.1	0	0	0	0	0	0	0	0
Papelbon	0	1	13.50	2	0	0	0	0	2.0	4	3	3	0	0	2	1	0
Ramirez	0	0	---	1	0	0	0	0	0.0	1	2	2	0	1	1	0	0
Saito	0	0	0.00	1	0	0	0	0	1.0	2	0	0	0	0	0	0	0
Wagner	0	0	18.00	2	0	0	0	0	1.0	2	2	2	0	0	1	2	0
Red Sox	0	3	5.76	3	3	0	0	0	25.0	24	16	16	2	3	10	18	0
Angels	3	0	2.33	3	3	0	1	2	27.0	15	7	7	1	0	8	16	1

RED SOX IN THE POSTSEASON, CONTINUED

2008 AMERICAN LEAGUE DIVISION SERIES

(Red Sox 3, Angels 1)

GAME 1 at ANAHEIM (Night) Wednesday, October 1

	R	H	E
Boston	0	0	0
Los Angeles	0	0	1

LESTER (W), Masterson (8), Papelbon (9-5V) and Varitek
LACKEY (L), Oliver (7), Shields (8), Arredondo (9) and Napoli
HR—Bay (1)

T—3:14; A—44,996

GAME 3 at BOSTON (Night) Sunday, October 5

	R	H	E
Los Angeles	1	0	2
Boston	0	3	0

Saunders, Arredondo (5), Oliver (7), Shields (7), Rodriguez (10),
WEAVER (11-W) and Napoli
Beckett, Delcarmen (6), Okajima (7), Masterson (8), Papelbon (10),
LOPEZ (12-L) and Varitek, Cash (10), Ross (12)

HR—Napoli 2 (2)

T—5:19; A—39,067

GAME 2 at ANAHEIM (Night) Friday, October 3

	R	H	E
Boston	4	0	0
Los Angeles	1	0	0

Matsuzaka, Okajima (6), Masterson (7), PAPELBON (8-W) and Varitek
Santana, Arredondo (6), Shields (8), RODRIGUEZ (8-L) and
Mathis, Napoli (6)

HR—Bay (2), Drew (1)

T—3:51; A—45,354

GAME 4 at BOSTON (Night) Monday, October 6

	R	H	E
Los Angeles	0	0	0
Boston	0	0	0

Lackey, SHIELDS (8-L) and Napoli
Lester, Okajima (8), Masterson (8), DELCARMEN (9-W) and Varitek

HR—None

T—2:50; A—38,785

2008 ALDS STATISTICS

Batter	AVG	G	AB	R	H	2B	3B	HR	RBI	SH	SF	HP	BB	SO	SB	CS	E
Bay	.412	4	17	3	7	2	0	2	5	0	0	0	2	4	0	0	0
Casey	---	0	0	0	0	0	0	0	0	0	0	0	0	0	0	0	0
Cash	---	1	0	0	0	0	0	0	0	0	0	0	0	0	0	0	0
Cora	.250	2	4	1	1	1	0	0	0	0	0	0	1	1	0	0	0
Crisp	.250	2	4	2	1	0	0	0	0	0	0	0	1	0	1	0	0
Drew	.286	4	14	2	4	1	0	1	3	0	0	0	0	4	0	0	0
Ellsbury	.333	4	18	2	6	3	0	6	0	0	0	0	2	2	3	1	0
Kotsay	.300	3	10	1	3	0	0	0	0	0	0	0	0	1	0	0	0
Lowell	.000	2	8	0	0	0	0	0	0	0	0	0	1	3	0	0	0
Lowrie	.364	3	11	2	4	0	0	1	0	0	0	1	1	3	0	0	1
Ortiz	.235	4	17	1	4	1	0	0	1	0	0	0	3	4	0	0	0
Pedroia	.059	4	17	0	1	1	0	0	1	0	0	1	2	2	0	0	0
Ross	---	1	0	0	0	0	0	0	0	0	0	0	0	0	0	0	0
Varitek	.214	4	14	2	3	0	0	0	0	1	0	0	0	1	0	0	0
Velazquez	---	0	0	0	0	0	0	0	0	0	0	0	0	0	0	0	0
Youkilis	.222	4	18	2	4	1	0	0	1	0	0	0	2	3	0	0	0
Red Sox	.250	4	152	18	38	10	0	3	18	1	0	2	15	28	4	1	1
Angels	.273	4	154	13	42	3	1	2	13	2	1	1	15	34	2	1	4
Pitcher	W	L	ERA	G	GS	CG	SHO	SV	IP	H	R	ER	HR	HB	BB	SO	WP
Beckett	0	0	7.20	1	1	0	0	0	5.0	9	4	4	2	0	4	6	0
Byrd	0	0	---	0	0	0	0	0	0.0	0	0	0	0	0	0	0	0
Delcarmen	1	0	0.00	2	0	0	0	0	2.1	1	0	0	0	1	0	1	0
Lester	1	0	0.00	2	2	0	0	0	14.0	10	1	0	0	0	3	11	0
Lopez	0	1	9.00	1	0	0	0	0	1.0	3	1	1	0	0	0	1	0
Masterson	0	0	2.25	4	0	0	0	0	4.0	6	2	1	0	0	3	3	0
Matsuzaka	0	0	5.40	1	1	0	0	0	5.0	8	3	3	0	0	3	5	0
Okajima	0	0	6.75	3	0	0	0	0	2.2	3	2	2	0	0	1	0	0
Papelbon	1	0	0.00	3	0	0	0	1	5.0	2	0	0	0	0	1	7	0
Wakefield	0	0	---	0	0	0	0	0	0.0	0	0	0	0	0	0	0	0
Red Sox	3	1	2.54	4	4	0	0	1	39.0	42	13	11	2	1	15	34	0
Angels	1	3	4.19	4	4	0	0	0	38.2	38	18	18	3	2	15	28	0

RED SOX IN THE POSTSEASON, CONTINUED

2008 AMERICAN LEAGUE CHAMPIONSHIP SERIES

(Rays 4, Red Sox 3)

GAME 1 at TAMPA BAY (Night) Friday, October 10

	R	H	E
Boston	0	0	0
Tampa Bay	0	0	0

MATSUZAKA (W), Okajima (8), Masterson (8), Papelbon (9-SV) and Varitek
SHIELDS (L), Howell (8), Balfour (8), Price (9) and Navarro
HR—None
T—3:25; A—35,001

GAME 3 at BOSTON (Day) Monday, October 13

	R	H	E
Tampa Bay	0	1	4
Boston	0	0	0

GARZA (W), Howell (7), Jackson (9) and Navarro
LESTER (L), Byrd (6) and Varitek
HR—Upton (2), Longoria (2), Baldelli (1), Pena (1)
T—3:23; A—38,031

GAME 5 at BOSTON (Night) Thursday, October 16

	R	H	E
Tampa Bay	2	0	3
Boston	0	0	0

Kazmir, Balfour (7), Wheeler (7), HOWELL (9-L) and Navarro
Matsuzaka, Okajima (5), Delcarmen (7), Papelbon (7),
MASTERSON (9-W) and Varitek, Cash (9)
HR—Upton (3), Pena (3), Longoria (4), Ortiz (1), Drew (1)
T—4:08; A—38,437

GAME 7 at TAMPA BAY (Night) Sunday, October 19

	R	H	E
Boston	1	0	0
Tampa Bay	0	0	0

LESTER (L), Okajima (8) and Varitek
GARZA (W), Wheeler (8), Howell (8), Bradford (8), Price (8-SV)
and Navarro
HR—Pedroia (3), Aybar (2)
T—3:31; A—40,473

GAME 2 at TAMPA BAY (Night) Saturday, October 11

	R	H	E
Boston	2	0	1
Tampa Bay	2	0	2

Beckett, Lopez (5), Delcarmen (5), Okajima (7), Masterson (9),
Papelbon (9), TIMLIN (11-L) and Varitek, Cash (9)
Kazmir, Balfour (5), Howell (5), Bradford (6), Miller (8), Wheeler
(8), PRICE (11-W) and Navarro
HR—Longoria (1), Pedroia 2 (2), Upton (1), Floyd (1), Youkilis
(1), Bay (1)
T—5:27; A—34,904

GAME 4 at BOSTON (Night) Tuesday, October 14

	R	H	E
Tampa Bay	3	0	2
Boston	0	0	1

SONNANSTINE (W), Miller (8), Jackson (8) and Navarro
WAKEFIELD (L), Masterson (3), Delcarmen (6), Lopez (6), Timlin
(8) and Cash
HR—Pena (2), Longoria (3), Aybar (1), Cash (1)
T—3:07; A—38,133

GAME 6 at TAMPA BAY (Night) Saturday, October 18

	R	H	E
Boston	0	1	1
Tampa Bay	1	0	0

BECKETT (W), Okajima (6), Masterson (8), Papelbon (9-SV) and
Varitek
SHIELDS (L), Howell (6), Balfour (7), Bradford (8), Miller (9) and Navarro
HR—Upton (4), Youkilis (2), Bartlett (1), Varitek (1)
T—3:48; A—40,947

2008 ALCS STATISTICS

Batter	AVG	G	AB	R	H	2B	3B	HR	RBI	SH	SF	HP	BB	SO	SB	CS	E
Bay	.292	7	24	3	7	1	0	1	4	0	0	1	7	8	0	0	0
Casey	.000	2	2	0	0	0	0	0	0	0	0	0	0	2	0	0	0
Cash	.333	3	3	1	1	0	0	1	1	0	0	0	0	1	0	0	0
Cora	.143	2	7	0	1	0	0	0	0	0	0	0	0	1	0	0	0
Crisp	.450	5	20	2	9	2	0	0	1	0	0	0	4	3	0	0	0
Drew	.250	7	24	1	6	1	0	1	3	0	0	1	4	6	0	0	0
Ellsbury	.000	4	14	0	0	0	0	0	1	0	1	0	1	3	0	0	0
Kotsay	.233	7	30	1	7	3	0	0	0	0	0	0	0	4	0	0	0
Lowrie	.111	6	18	2	2	1	0	0	1	0	1	0	4	4	0	0	0
Ortiz	.154	7	26	3	4	1	1	1	4	0	0	0	6	9	0	0	0
Pedroia	.346	7	26	9	9	1	0	3	5	0	0	1	5	3	2	1	0
Ross	---	0	0	0	0	0	0	0	0	0	0	0	0	0	0	0	0
Varitek	.050	6	20	2	1	0	0	1	1	0	0	1	2	8	0	0	0
Youkilis	.333	7	30	4	10	3	0	2	6	0	0	0	2	4	0	0	0
Red Sox	.234	7	244	28	57	13	1	10	27	0	2	4	35	56	2	1	0
Rays	.252	7	242	43	61	10	2	16	43	0	1	2	25	57	10	1	6

RED SOX IN THE POSTSEASON, CONTINUED

2008 ALCS STATISTICS (CONT.)

Pitcher	W	L	ERA	G	GS	CG	SHO	SV	IP	H	R	ER	HR	HB	BB	SO	WP
Beckett	1	0	9.64	2	2	0	0	0	9.1	13	10	10	5	1	2	8	0
Byrd	0	0	10.80	1	0	0	0	0	3.1	5	4	4	2	0	0	2	0
Delcarmen	0	0	31.50	3	0	0	0	0	2.0	3	7	7	0	0	5	2	0
Lester	0	2	4.97	2	2	0	0	0	12.2	14	8	7	3	0	2	15	0
Lopez	0	0	0.00	2	0	0	0	0	1.2	3	0	0	0	0	0	0	0
Masterson	1	0	1.59	5	0	0	0	0	5.2	4	1	1	0	1	2	6	0
Matsuzaka	1	0	4.09	2	2	0	0	0	11.0	9	5	5	3	0	6	11	1
Okajima	0	0	0.00	5	0	0	0	0	7.1	1	0	0	0	0	1	5	0
Papelbon	0	0	0.00	4	0	0	0	2	5.1	1	0	0	0	0	1	6	0
Timlin	0	1	10.13	2	0	0	0	0	2.2	2	3	3	0	0	4	0	0
Wakefield	0	1	16.88	1	1	0	0	0	2.2	6	5	5	3	0	2	2	0
Red Sox	3	4	5.94	7	7	0	1	2	63.2	61	43	42	16	2	25	57	1
Rays	4	3	3.62	7	7	0	0	1	64.2	57	28	26	10	4	35	56	2

2007 AMERICAN LEAGUE DIVISION SERIES

(Red Sox 3, Angels 0)

GAME 1 at BOSTON (Night) Wednesday, October 3

									R	H	E
Los Angeles	0	0	0	0	0	0	0	0	0	4	0
Boston	1	0	3	0	0	0	0	x	4	9	0

LACKEY (L), Santana (7) and Napoli, Mathis (8)
BECKETT (W) and Varitek
HR—Youkilis (1), Ortiz (1)
T—2:27; A—37,597

GAME 2 at BOSTON (Night) Friday, October 5

									R	H	E
Los Angeles	0	3	0	0	0	0	0	0	3	7	0
Boston	2	0	0	0	1	0	0	0	3	6	1

Escobar, Shields (6), SPEIER (8-L), Rodriguez (9) and Mathis, Napoli (8)
Matsuzaka, Lopez (5), Delcarmen (6), Okajima (7), PAPELBON (8-W)
and Varitek
HR—Ramirez (1)
T—4:05; A—37,706

GAME 3 at ANAHEIM (Day) Sunday, October 7

									R	H	E
Boston	0	0	0	2	0	0	0	7	0	9	10
Los Angeles	0	0	0	0	0	0	0	1	1	8	0

SCHILLING (W), Okajima (8), Gagne (9) and Varitek
WEAVER (L), Shields (6), Speier (8), Oliver (8), Moseley (9) and Napoli
HR—Ortiz (2), Ramirez (2)
T—3:29; A—45,262

2007 ALDS STATISTICS

Batter	AVG	G	AB	R	H	2B	3B	HR	RBI	GW	SH	SF	HB	BB	SO	SB	CS	E
Cash	.000	0	0	0	0	0	0	0	0	0	0	0	0	0	0	0	0	0
Cora	.000	0	0	0	0	0	0	0	0	0	0	0	0	0	0	0	0	0
Crisp	.200	3	10	0	2	0	0	0	2	0	0	0	0	1	3	1	0	0
Drew	.182	3	11	1	2	0	0	0	3	0	0	0	0	0	1	0	0	0
Ellsbury	.000	2	1	1	0	0	0	0	0	0	0	0	0	0	0	0	0	0
Hinske	.000	1	1	0	0	0	0	0	0	0	0	0	0	0	1	0	0	0
Kielty	.000	0	0	0	0	0	0	0	0	0	0	0	0	0	0	0	0	0
Lowell	.333	3	9	1	3	2	0	0	3	0	0	1	0	1	0	0	0	1
Lugo	.300	3	10	2	3	0	0	0	0	0	0	0	0	1	4	1	1	0
Mirabelli	.000	0	0	0	0	0	0	0	0	0	0	0	0	0	0	0	0	0
Ortiz	.714	3	7	5	5	0	0	2	3	1	0	0	0	6	1	0	0	0
Pedroia	.154	3	13	2	2	2	0	0	1	0	0	0	0	1	2	0	0	0
Ramirez	.375	3	8	3	3	0	0	2	4	1	0	0	0	5	2	0	0	0
Varitek	.182	3	11	1	2	1	0	0	1	0	0	0	0	0	4	0	0	0
Youkilis	.250	3	12	3	3	1	0	1	2	1	0	1	0	1	4	0	0	0
Red Sox	.269	3	93	19	25	6	0	5	19	3	0	2	0	16	22	2	1	1
Angels	.192	3	99	4	19	6	0	0	4	0	0	1	1	7	20	5	0	0

Pitcher	W	L	ERA	G	GS	CG	SHO	SV	IP	H	R	ER	HR	HB	BB	SO	WP
Beckett	1	0	0.00	1	1	1	1	1	9.0	4	0	0	0	0	0	8	1
Delcarmen	0	0	0.00	1	0	0	0	0	1.1	0	0	0	0	0	1	0	0
Gagne	0	0	9.00	1	0	0	0	0	1.0	1	1	1	0	0	0	1	1
Lester	0	0	---	0	0	0	0	0	0.0	0	0	0	0	0	0	0	0
Lopez	0	0	0.00	1	0	0	0	0	0.1	0	0	0	0	0	0	0	0
Matsuzaka	0	0	5.79	1	1	0	0	0	4.2	7	3	3	0	0	3	3	1
Okajima	0	0	0.00	2	0	0	0	0	2.1	1	0	0	0	0	1	2	0
Papelbon	1	0	0.00	1	0	0	0	0	1.1	0	0	0	0	0	2	1	0
Schilling	1	0	0.00	1	1	0	0	0	7.0	6	0	0	0	0	1	4	0
Timlin	0	0	---	0	0	0	0	0	0.0	0	0	0	0	0	0	0	0
Red Sox	3	0	1.33	3	3	1	1	0	27.0	19	4	4	0	1	7	20	3
Angels	0	3	6.66	3	3	0	0	0	25.2	25	19	19	5	0	16	22	1

RED SOX IN THE POSTSEASON, CONTINUED

2007 AMERICAN LEAGUE CHAMPIONSHIP SERIES

(Red Sox 4, Indians 3)

GAME 1 at BOSTON (Night) Friday, October 12

	R	H	E
Cleveland	1	0	0
Boston	1	0	4

SABATHIA (L), Lewis (5), Fultz (6), Mastny (6), Borowski (8) and Martinez
BECKETT (W), Timlin (7), Lopez (8), Gagne (9) and Varitek
HR—Hafner (1)
T—3:35; A—36,986

GAME 3 at CLEVELAND (Night) Monday, October 15

	R	H	E
Boston	0	0	0
Cleveland	0	2	0

MATSUZAKA (L), Timlin (5), Okajima (7), Delcarmen (8) and Varitek
WESTBROOK (W), Lewis (7), Betancourt (8), Borowski (9-5V) and
Martinez
HR—Lofton (1), Varitek (1)
T—3:28; A—44,402

GAME 5 at CLEVELAND (Night) Thursday, October 18

	R	H	E
Boston	1	0	1
Cleveland	1	0	0

BECKETT (W), Papelbon (9) and Varitek
SABATHIA (L), Betancourt (7), Perez (8), Mastny (8) and Martinez
HR—Youkilis (2)
T—3:46; A—44,588

GAME 7 at BOSTON (Night) Sunday, October 21

	R	H	E
Cleveland	0	0	0
Boston	1	1	1

WESTBROOK (L), Betancourt (7), Lewis (8) and Martinez
MATSUZAKA (W), Okajima (6), Papelbon (8) and Varitek
HR—Pedroia (1), Youkilis (3)
T—3:33; A—37,165

GAME 2 at BOSTON (Night) Saturday, October 13

	R	H	E
Cleveland	1	0	0
Boston	0	0	3

Carmona, Perez (5), Lewis (5), Betancourt (7), MASTNY (10-W),
Borowski (11) and Martinez
Schilling, Delcarmen (5), Okajima (6), Timlin (8), Papelbon (9),
GAGNE (11-L), Lopez, Lester and Varitek
HR—Peralta (1), Sizemore (1), Ramirez (1), Lowell (1), Gutierrez (1)
T—5:14; A—37,051

GAME 4 at CLEVELAND (Night) Tuesday, October 16

	R	H	E
Boston	0	0	0
Cleveland	0	0	0

WAKEFIELD (L), Delcarmen (5), Lester (6) and Mirabelli, Varitek (6)
BYRD (W), Lewis (6), Betancourt (8) and Shoppach
HR—Blake (1), Peralta (2), Youkilis (1), Ortiz (1), Ramirez (2)
T—3:12; A—44,008

GAME 6 at BOSTON (Night) Saturday, October 20

	R	H	E
Cleveland	0	1	0
Boston	4	0	6

CARMONA (L), Perez (3), Laffey (3), Borowski (8) and Martinez
SCHILLING (W), Lopez (8), Gagne (9) and Varitek
HR—Drew (1)
T—3:09; A—37,163

2007 ALCS STATISTICS

Batter	AVG	G	AB	R	H	2B	3B	HR	RBI	SH	SF	HP	BB	SO	SB	CS	E
Cash	---	0	0	0	0	0	0	0	0	0	0	0	0	0	0	0	0
Cora	---	2	0	0	0	0	0	0	0	0	0	0	0	0	0	0	0
Crisp	.143	7	21	2	3	1	0	0	0	0	0	0	0	6	1	0	0
Drew	.360	7	25	5	9	1	0	1	6	0	0	0	1	0	0	0	0
Ellsbury	.250	5	8	3	2	0	0	0	1	0	0	0	1	1	1	0	0
Hinske	---	1	0	1	0	0	0	0	0	0	0	0	0	0	0	0	0
Kielty	.400	2	5	1	2	0	0	0	2	0	0	0	1	2	0	0	0
Lowell	.333	7	27	3	9	2	0	1	8	0	2	1	2	3	0	0	0
Lugo	.200	7	25	3	5	2	0	0	2	1	0	0	1	5	0	0	1
Mirabelli	.000	1	2	0	0	0	0	0	0	0	0	0	0	1	0	0	0
Ortiz	.292	7	24	7	7	3	0	1	3	0	2	1	6	5	0	0	0
Pedroia	.345	7	29	8	10	3	0	1	5	1	0	0	3	5	0	0	0
Ramirez	.409	7	22	5	9	1	0	2	10	0	1	0	9	5	0	0	0
Varitek	.269	7	26	3	7	3	0	1	4	0	0	1	2	5	0	0	0
Youkilis	.500	7	28	10	14	1	1	3	7	0	0	0	5	3	0	0	1
Red Sox	.318	7	242	51	77	17	1	10	48	2	5	3	31	43	2	14	3
Indians	.254	7	244	32	62	12	1	8	30	0	3	2	16	63	3	0	4
Pitcher	W	L	ERA	G	GS	CG	SHO	SV	IP	H	R	ER	HR	HB	BB	SO	WP
Beckett	2	0	1.93	2	2	0	0	0	14.0	9	3	3	1	1	1	18	1
Delcarmen	0	0	16.20	3	0	0	0	0	1.2	4	3	3	1	0	2	3	0
Gagne	0	1	7.71	3	0	0	0	0	2.1	3	2	2	0	0	2	4	0
Lester	0	0	4.91	2	0	0	0	0	3.2	3	2	2	1	0	1	5	0
Lopez	0	0	18.00	3	0	0	0	0	2.0	3	4	4	0	0	2	0	1
Matsuzaka	1	1	5.59	2	2	0	0	0	9.2	12	6	6	1	0	2	9	2
Okajima	0	0	0.00	3	0	0	0	0	5.0	4	0	0	0	0	2	3	0
Papelbon	0	0	0.00	3	0	0	0	0	5.0	3	0	0	0	0	2	3	0
Schilling	1	0	5.40	2	2	0	0	0	11.2	15	7	7	3	0	0	8	0
Timlin	0	0	0.00	3	0	0	0	0	3.1	1	0	0	0	0	0	3	0
Wakefield	0	1	9.64	1	1	0	0	0	4.2	5	5	5	1	1	2	7	0
Red Sox	4	3	4.57	7	7	0	0	1	63.0	62	32	32	8	2	16	63	4
Indians	3	4	6.82	7	7	0	0	1	62.0	77	51	47	10	3	31	43	1

RED SOX IN THE POSTSEASON, CONTINUED

2007 WORLD SERIES

(Red Sox 4, Rockies 0)

GAME 1 at BOSTON (Night) Wednesday, October 24

	R	H	E
Colorado	0	1	0
Boston	3	1	0

FRANCIS (L), Morales (5), Speier (5), Herges (5), Affeldt (7),
Hawkins (8) and Torrealba
BECKETT (W), Timlin (8), Gagne (9) and Varitek
HR—Pedroia (1)
T—3:30; A—36,733

GAME 3 at COLORADO (Night) Saturday, October 27

	R	H	E
Boston	0	0	6
Colorado	0	0	0

MATSUZAKA (W), Lopez (6), Timlin (6), Okajima (7), Delcarmen (8),
Papelbon (8-SV) and Varitek
FOGG (L), Morales (3), Affeldt (6), Herges (7), Fuentes (8),
Hawkins (9) and Torrealba
HR—Holliday (1)
T—4:19; A—49,983

GAME 2 at BOSTON (Night) Thursday, October 25

	R	H	E
Colorado	1	0	0
Boston	0	0	0

JIMENEZ (L), Affeldt (5), Herges (5), Fuentes (6), Corpas (8) and
Torrealba
SCHILLING (W), Okajima (6), Papelbon (8-SV) and Varitek
HR—None
T—3:39; A—36,730

GAME 4 at COLORADO (Night) Sunday, October 28

	R	H	E
Boston	1	0	0
Colorado	0	0	0

LESTER (W), Delcarmen (6), Timlin (7), Okajima (8), Papelbon (8-SV)
and Varitek
COOK (L), Affeldt (7), Fuentes (8), Corpas (8) and Torrealba
HR—Lowell (1), Kieley (1), Hawpe (1), Atkins (1)
T—3:35; A—50,041

2007 WORLD SERIES STATISTICS

Batter	AVG	G	AB	R	H	2B	3B	HR	RBI	SH	SF	HP	BB	SO	SB	CS	E
Cash	.000	0	0	0	0	0	0	0	0	0	0	0	0	0	0	0	0
Cora	.000	2	0	0	0	0	0	0	0	0	1	0	0	0	0	0	0
Crisp	.500	3	2	1	1	0	0	0	0	0	0	0	0	0	0	0	0
Drew	.333	4	15	1	5	2	0	0	2	0	0	1	1	3	0	0	1
Ellsbury	.438	4	16	4	7	4	0	0	3	0	0	0	2	2	1	0	0
Hinske	.000	1	1	0	0	0	0	0	0	0	0	0	0	1	0	0	0
Kieley	1.000	1	1	1	1	0	0	1	1	0	0	0	0	0	0	0	0
Lowell	.400	4	15	6	6	3	0	1	4	0	0	0	3	1	1	0	1
Lugo	.385	4	13	2	5	1	0	0	1	1	0	0	3	0	0	0	0
Mirabelli	.000	0	0	0	0	0	0	0	0	0	0	0	0	0	0	0	0
Ortiz	.333	4	15	4	5	3	0	0	4	0	0	0	2	3	0	0	0
Pedroia	.278	4	18	2	5	1	0	1	4	0	0	0	2	0	0	0	0
Ramirez	.250	4	16	3	4	1	0	0	2	0	0	0	2	2	0	0	0
Varitek	.333	4	15	2	5	1	0	0	5	0	2	0	1	5	0	0	0
Youkilis	.222	4	9	3	2	2	0	0	1	0	0	0	3	1	0	0	0
Lester	.000	1	2	0	0	0	0	0	0	0	0	0	0	1	0	0	0
Matsuzaka	.333	1	3	0	1	0	0	0	20	0	0	0	0	1	0	0	0
Red Sox	.333	4	141	29	47	18	0	3	29	2	2	1	19	20	2	0	2
Rockies	.218	4	133	10	29	6	1	3	10	1	0	2	10	36	1	0	0
Pitcher	W	L	ERA	G	GS	CG	SHO	SV	IP	H	R	ER	HR	HB	BB	SO	WP
Beckett	1	0	1.29	1	1	0	0	0	7.0	6	1	1	0	0	1	9	0
Delcarmen	0	0	6.75	2	0	0	0	0	1.1	3	1	1	1	0	1	1	0
Gagne	0	0	0.00	1	0	0	0	0	1.0	0	0	0	0	0	0	1	0
Lester	1	0	0.00	1	1	0	0	0	5.2	3	0	0	0	0	3	3	0
Lopez	0	0	---	1	0	0	0	0	0.0	2	0	0	0	0	0	0	0
Matsuzaka	1	0	3.38	1	1	0	0	0	5.1	3	2	2	0	1	3	5	0
Okajima	0	0	7.36	3	0	0	0	0	3.2	4	3	3	2	0	0	6	0
Papelbon	0	0	0.00	3	0	0	0	3	4.1	2	0	0	0	0	0	3	0
Schilling	1	0	1.69	1	1	0	0	0	5.1	4	1	1	0	1	2	4	0
Snyder	0	0	---	0	0	0	0	0	0.0	0	0	0	0	0	0	0	0
Timlin	0	0	7.71	3	0	0	0	0	2.1	2	2	2	0	0	0	4	0
Red Sox	4	0	2.50	4	4	0	0	3	36.0	29	10	10	3	2	10	36	0
Rockies	0	4	7.68	4	4	0	0	0	34.0	47	29	29	3	1	19	20	0

RED SOX IN THE POSTSEASON, CONTINUED

2005 AMERICAN LEAGUE DIVISION SERIES

(White Sox 3, Red Sox 0)

GAME 1 at CHICAGO (Day) Tuesday, October 4

	R H E								
Boston	0	0	0	2	0	0	0	0	2
Chicago	5	0	1	2	0	4	0	2	x
									14 10 1

CLEMENT (L), Bradford (4), Gonzalez (5), Arroyo (8) and Varitek
 CONTRERAS (W), Cotts (8), Politte (9) and Pierzynski
 HR—Pierzynski 2 (2), Konerko (1), Uribe (1), Podsednik (1)
 T—2:56; A—40,717

GAME 2 at CHICAGO (Night) Wednesday, October 5

	R H E								
Boston	2	0	2	0	0	0	0	0	4
Chicago	0	0	0	0	5	0	0	0	x
									5 9 0

WELLS (L), Papelbon (7) and Varitek
 BUEHRLE (W), Jenks (8-SV) and Pierzynski
 HR—Iguchi (1)
 T—2:29; A—40,799

GAME 3 at BOSTON (Day) Friday, October 7

	R H E								
Chicago	0	0	2	0	0	2	0	0	1
Boston	0	0	0	2	0	1	0	0	0
									5 8 0

GARCIA (W), Marte (6), Hernandez (6), Jenks (9-SV), Foulke (8),
 WAKEFIELD (L), Bradford (6), Myers (6), Papelbon (6), Timin (9)
 and Mirabelli, Varitek (7)
 HR—Ortiz (1), Ramirez 2 (2), Konerko (2)
 T—3:28; A—35,496

2005 ALDS STATISTICS

Batter	AVG	G	AB	R	H	2B	3B	HR	RBI	GW	SH	SF	HB	BB	SO	SB	CS	E
Damon	.231	3	13	2	3	1	0	0	0	0	0	0	0	1	4	0	0	0
Graffanino	.250	3	12	0	3	2	0	0	0	0	0	0	0	0	0	0	0	1
Millar	.333	2	3	0	1	1	0	0	0	0	0	0	0	0	1	0	0	0
Mirabelli	.000	1	2	0	0	0	0	0	0	0	0	0	0	0	0	0	0	0
Mueller	.000	3	11	0	0	0	0	0	0	0	0	0	0	1	2	0	0	0
Nixon	.273	3	11	1	3	0	0	0	1	0	0	0	0	1	1	0	0	0
Olerud	.286	3	7	0	2	1	0	0	0	0	0	0	0	2	0	0	0	0
Ortiz	.333	3	12	2	4	2	0	1	1	0	0	0	0	0	3	0	0	0
Ramirez	.300	3	10	2	3	0	0	2	4	0	0	0	0	2	0	0	0	0
Renteria	.231	3	13	1	3	2	0	0	0	0	0	0	0	1	1	0	0	0
Varitek	.300	3	10	1	3	0	0	0	1	0	0	0	0	0	2	0	0	0
Red Sox	.240	3	104	9	25	9	0	3	8	0	0	0	0	8	14	0	0	2
White Sox	.289	3	97	24	28	6	0	7	24	3	3	0	5	5	11	3	2	1

Pitcher	W	L	ERA	G	GS	CG	SHO	SV	IP	H	R	ER	HR	HB	BB	SO	WP
Arroyo	0	0	18.00	1	0	0	0	0	1.0	2	2	2	1	0	2	1	0
Bradford	0	0	0.00	2	0	0	0	0	1.1	1	0	0	0	0	0	1	0
Clement	0	1	21.60	1	1	0	0	0	3.1	7	8	8	3	2	0	0	0
Gonzalez	0	0	15.43	1	0	0	0	0	2.1	2	4	4	1	1	1	0	0
Myers	0	0	----	1	0	0	0	0	0.0	0	0	0	0	0	1	0	0
Papelbon	0	0	0.00	2	0	0	0	0	4.0	2	0	0	0	0	0	2	0
Timlin	0	0	9.00	1	0	0	0	0	1.0	1	1	1	0	0	0	1	0
Wakefield	0	1	6.75	1	1	0	0	0	5.1	6	4	4	1	2	1	1	0
Wells	0	1	2.70	1	1	0	0	0	6.2	7	5	2	1	0	0	2	0
Red Sox	0	3	7.56	3	3	0	0	0	25.0	28	24	21	7	5	5	11	0
White Sox	3	0	3.00	3	3	0	0	0	27.0	25	9	9	3	0	8	14	1

RED SOX IN THE POSTSEASON, CONTINUED

2004 AMERICAN LEAGUE DIVISION SERIES

(Red Sox 3, Angels 0)

GAME 1 at ANAHEIM (Day) Tuesday, October 5

						R	H	E
Boston	1	0	0	7	0	0	1	0
Anaheim	0	0	0	1	0	0	3	9

SCHILLING (W), Embree (7), Timlin (8) and Varitek
WASHBURN (L), Shields (4), Gregg (6), Ortiz (8) and B. Molina
HR—Millar (1), Ramirez (1), Glaus (1)
T—3:04; A—44,608

GAME 2 at ANAHEIM (Night) Wednesday, October 6

						R	H	E
Boston	0	1	0	0	0	2	1	0
Anaheim	0	1	0	0	2	0	0	x

MARTINEZ (W), Timlin (8), Myers (8), Foulke (8-SV) and Varitek
Colon, RODRIGUEZ (7-L), Donnelly (9) and J. Molina, B. Molina (8)
HR—Varitek (1)
T—3:48; A—45,118

GAME 3 at BOSTON (Day) Friday, October 8

						R	H	E
Anaheim	0	0	0	1	0	0	5	0
Boston	0	0	2	3	1	0	0	0

Escobar, Shields (4), Donnelly (5), RODRIGUEZ (8-L), Washburn (10)
and B. Molina, J. Molina (7)
Arroyo, Myers (7), Timlin (7), Embree (7), Foulke (8), LOWE (10-W)
and Varitek
HR—Glaus (2), Guerrero (1), Ortiz (1)
T—4:11; A—35,547

2004 ALDS STATISTICS

Batter	AVG	G	AB	R	H	2B	3B	HR	RBI	GW	SH	SF	HB	BB	SO	SB	CS	E
Bellhorn	.091	3	11	2	1	0	0	0	0	0	0	0	0	5	4	0	0	0
Cabrera	.154	3	13	1	2	1	0	0	3	0	0	0	0	2	2	0	0	0
Damon	.467	3	15	4	7	1	0	0	0	0	0	0	0	1	2	3	0	0
Kapler	.200	2	5	2	1	0	0	0	0	0	0	0	0	0	0	0	0	0
Mientkiewicz	.500	3	4	0	2	0	0	0	1	0	0	0	0	0	0	0	0	0
Millar	.300	3	10	2	3	0	0	1	4	0	0	0	0	1	1	0	0	0
Mirabelli	---	0	0	0	0	0	0	0	0	0	0	0	0	0	0	0	0	0
Mueller	.333	3	12	3	4	0	0	0	0	0	0	0	0	1	1	0	0	0
Nixon	.250	2	8	0	2	0	0	0	2	0	0	0	0	2	1	0	0	0
Ortiz	.545	3	11	4	6	2	0	1	4	1	0	0	0	5	2	0	0	0
Ramirez	.385	3	13	3	5	2	0	1	7	2	0	2	0	1	4	0	0	0
Reese	.000	3	0	1	0	0	0	0	0	0	0	0	0	0	0	0	0	0
Roberts	.000	1	0	0	0	0	0	0	0	0	0	0	0	0	0	0	0	0
Varitek	.167	3	12	3	2	0	0	1	2	0	0	0	1	2	5	0	0	0
Youkilis	.000	1	2	0	0	0	0	0	0	0	0	0	0	0	1	0	0	0
Red Sox	.302	3	116	25	35	6	0	4	23	3	0	2	1	20	23	3	0	1
Angels	.226	3	106	12	24	3	0	4	12	0	1	0	2	11	28	1	1	3
Pitcher	W	L	ERA	G	GS	CG	SHO	SV	IP	H	R	ER	HR	HB	BB	SO	WP	
Arroyo	0	0	3.00	1	1	0	0	0	6.0	3	2	2	1	1	2	7	0	
Embree	0	0	0.00	2	0	0	0	0	1.0	0	0	0	0	0	1	0	0	
Foulke	0	0	0.00	2	0	0	0	1	3.0	2	0	0	0	0	1	5	0	
Leskanic	0	0	---	0	0	0	0	0	0.0	0	0	0	0	0	0	0	0	
Lowe	1	0	0.00	1	0	0	0	0	1.0	1	0	0	0	0	1	0	0	
Martinez	1	0	3.86	1	1	0	0	0	7.0	6	3	3	0	1	2	6	0	
Myers	0	0	27.00	2	0	0	0	0	0.1	0	1	1	0	0	1	1	0	
Schilling	1	0	2.70	1	1	0	0	0	6.2	9	3	2	2	0	2	4	0	
Timlin	0	0	9.00	3	0	0	0	0	3.0	3	3	3	1	0	1	5	0	
Wakefield	0	0	---	0	0	0	0	0	0.0	0	0	0	0	0	0	0	0	
Red Sox	3	0	3.54	3	3	0	0	1	28.0	24	12	11	4	2	11	28	0	
Angels	0	3	5.86	3	3	0	0	0	27.2	35	25	18	4	1	20	23	4	

RED SOX IN THE POSTSEASON, CONTINUED

2004 AMERICAN LEAGUE CHAMPIONSHIP SERIES

(Red Sox 4, Yankees 3)

GAME 1 at NEW YORK (Night) Tuesday, October 12

	R	H	E
Boston	0	0	0
New York	2	0	4

SCHILLING (L), Leskanic (4), Mendoza (5), Wakefield (6), Embree (7), Timlin (8), Foulke (8) and Varitek
MUSSINA (W), Sturtz (7), Gordon (8), Rivera (8-SV) and Posada
HR—Lofton (1), Varitek (1)
T—3:20; A—56,135

GAME 3 at BOSTON (Night) Saturday, October 16

	R	H	E
New York	3	0	3
Boston	0	4	2

Brown, VAZQUEZ (3-W), Quantrill (7), Gordon (9) and Posada
Arroyo, MENDOZA (3-L), Leskanic (4), Wakefield (4), Embree (7), Myers (8) and Varitek, Mirabelli (8)
HR—Matsui 2 (2), Nixon (1), Rodriguez (1), Sheffield (1), Varitek (2)
T—4:20; A—35,126

GAME 5 at BOSTON (Night) Monday, October 18

	R	H	E
New York	0	1	0
Boston	2	0	0

Mussina, Sturtz (7), Gordon (7), Rivera (8), Heredia (10), Quantrill (10), LOAIZA (11-L) and Posada
Martinez, Timlin (7), Foulke (8), Arroyo (10), Myers (11), Embree (11), WAKEFIELD (12-W) and Varitek
HR—Williams (1), Ortiz (2)
T—5:49; A—35,120

GAME 7 at NEW YORK (Night) Wednesday, October 20

	R	H	E
Boston	2	4	0
New York	0	0	1

LOWE (W), Martinez (7), Timlin (8), Embree (9) and Varitek
BROWN (L), Vazquez (2), Loaiza (4), Heredia (7), Gordon (8), Rivera (9) and Posada
HR—Ortiz (3), Damon 2 (2), Bellhorn (2)
T—3:31; A—56,129

GAME 2 at NEW YORK (Night) Wednesday, October 13

	R	H	E
Boston	0	0	0
New York	1	0	0

MARTINEZ (L), Timlin (7), Embree (7), Foulke (8) and Varitek
LIEBER (W), Gordon (8), Rivera (8-SV) and Posada
HR—Olerud (1)
T—3:15; A—56,136

GAME 4 at BOSTON (Night) Sunday, October 17

	R	H	E
New York	0	0	2
Boston	0	0	0

Hernandez, Sturtz (6), Rivera (8), Gordon (10), QUANTRILL (12-L) and Posada
Lowe, Timlin (6), Foulke (7), Embree (10), Myers (11), LESKANIC (11-W) and Varitek
HR—Rodriguez (2), Ortiz (1)
T—5:02; A—34,826

GAME 6 at NEW YORK (Night) Tuesday, October 19

	R	H	E
Boston	0	0	0
New York	0	0	0

SCHILLING (W), Arroyo (8), Foulke (9-SV) and Varitek
LIEBER (L), Heredia (8), Quantrill (8), Sturtz (9) and Posada
HR—Bellhorn (1), Williams (2)
T—3:50; A—56,128

WHO SAID IT CAN'T BE DONE?

The 2004 Red Sox became the 1st team in baseball history and just the 3rd team in the history of Major League Baseball, the NBA, and the NHL, to overcome a 3-0 deficit to win a best-of-7 postseason series when they beat the Yankees in a 7-game ALCS...Both previous instances had come in hockey... Toronto rallied past Detroit in the 1942 Stanley Cup Finals, and the Islanders turned the trick against Pittsburgh in the 2nd round of the 1975 playoffs.

RED SOX IN THE POSTSEASON, CONTINUED

2004 ALCS STATISTICS

Batter	AVG	G	AB	R	H	2B	3B	HR	RBI	GW	SH	SF	HB	BB	SO	SB	CS	E	
Bellhorn	.192	7	26	3	5	2	0	2	4	1	0	0	0	5	11	0	0	0	
Cabrera	.379	7	29	5	11	2	0	0	5	0	1	0	3	5	1	0	0		
Damon	.171	7	35	5	6	0	0	2	7	1	0	0	0	2	8	2	1	0	
Kapler	.333	2	3	0	1	0	0	0	0	0	0	0	0	0	0	0	0	0	
Mientkiewicz	.500	4	4	0	2	1	0	0	0	0	1	0	0	0	1	0	0	0	
Millar	.250	7	24	4	6	3	0	0	2	0	0	0	0	5	4	0	0	0	
Mirabelli	.000	1	1	0	0	0	0	0	0	0	0	0	0	0	0	0	0	0	
Mueller	.267	7	30	4	8	1	0	0	1	0	0	0	1	2	1	0	0	0	
Nixon	.207	7	29	4	6	1	0	1	3	0	0	0	0	5	0	0	0	0	
Ortiz	.387	7	31	6	12	0	1	3	11	2	0	0	0	4	7	0	1	0	
Ramirez	.300	7	30	3	9	1	0	0	0	0	0	0	0	5	4	0	0	1	
Reese	.000	3	1	0	0	0	0	0	0	0	0	0	0	0	1	0	0	0	
Roberts	.000	2	0	2	0	0	0	0	0	0	0	0	0	0	0	1	0	0	
Varitek	.321	7	28	5	9	1	0	2	7	0	0	1	0	2	6	0	0	0	
Red Sox	.277	7	271	41	75	12	1	10	40	4	1	2	1	28	53	4	2	1	
Yankees	.282	7	277	45	78	21	2	9	44	3	3	1	7	33	51	3	0	4	
Pitcher			W	L	ERA	G	GS	CG	SHO	SV	IP	H	R	ER	HR	HB	BB	SO	WP
Arroyo			0	0	15.75	3	1	0	0	0	4.0	8	7	7	2	0	2	3	0
Embree			0	0	3.86	6	0	0	0	0	4.2	9	2	2	0	0	1	2	0
Foulke			0	0	0.00	5	0	0	0	1	6.0	1	0	0	0	1	6	6	0
Leskanic			1	0	10.13	3	0	0	0	0	2.2	3	3	3	1	0	3	2	0
Lowe			1	0	3.18	2	2	0	0	0	11.1	7	4	4	1	1	1	6	0
Martinez			0	1	6.23	3	2	0	0	0	13.0	14	9	9	2	3	9	14	0
Mendoza			0	1	4.50	2	0	0	0	0	2.0	2	1	1	0	2	0	1	0
Myers			0	0	7.71	3	0	0	0	0	2.1	5	2	2	1	0	1	4	0
Schilling			1	1	6.30	2	2	0	0	0	10.0	10	7	7	1	0	2	5	0
Timlin			0	0	4.76	5	0	0	0	0	5.2	10	3	3	0	0	5	2	1
Wakefield			1	0	8.59	3	0	0	0	0	7.1	9	7	7	1	0	3	6	0
Red Sox			4	3	5.87	7	7	0	0	1	69.0	78	45	45	9	7	33	51	1
Yankees			3	4	5.17	7	7	0	0	2	69.2	75	41	40	10	1	28	53	3

RED SOX FACTS - WALKING AWAY A WINNER

The Red Sox have 11 walk-off wins overall in their postseason annals, 7 in the last 6 appearances...Here's the complete list:

Game 8, 1912 World Series Larry Gardner's sac fly with 1 out in the bottom of the 10th scored Steve Yerkes and capped a 2-run rally that gave the Red Sox a 3-2 win over the New York Giants and the World Series championship in their 1st season at Fenway Park...The Sox won the Series 4 games to 3 with 1 tie.

Game 3, 1915 World Series Duffy Lewis delivered an RBI single with 1 out in the bottom of the 9th, bringing Harry Hooper home with the game-winner as the Red Sox edged the Phillies, 2-1, at Braves Field.

Game 2, 1916 World Series Pinch-hitter Del Gainer singled home Mike McNally with one out in the bottom of the 14th to give the Red Sox a 2-1 win over Brooklyn at Braves Field.

Game 6, 1975 World Series Carlton Fisk led off the bottom of the 12th with a homer off Cincinnati's Pat Darcy, giving Boston a 7-6 victory and forcing a decisive Game 7.

Game 3, 2003 AL Division Series A loss from elimination, the Red Sox lived to fight another day after pinch-hitter Trot Nixon drilled a 2-run homer off Rich Harden with 1 out in the bottom of the 11th.

Game 3, 2004 AL Division Series David Ortiz gave the Red Sox a 3-game sweep of the Angels with a 2-run homer into the Green Monster Seats with 2 outs in the bottom of the 10th lifting the Sox into the ALCS with an 8-6 win.

Game 4, 2004 AL Championship Series Down 3 games to none, the Red Sox stayed alive when David Ortiz crushed a 2-run blast to right field off the Yankees Paul Quantrill.

Game 5, 2004 AL Championship Series The Red Sox continued their quest toward the greatest comeback in baseball history when, for the 2nd night in a row, David Ortiz delivered the game-winning run in walk-off fashion...This time, facing Esteban Loaiza, Ortiz singled Johnny Damon home from 2nd with 2 outs in the bottom of the 14th for a 5-4 win.

Game 2, 2007 AL Division Series Manny Ramirez belted a 3-run, walk-off homer over the Green Monster and into the Boston night off Francisco Rodriguez in the bottom of the 9th inning to give the Red Sox a 6-3 win over the Angels.

Game 4, 2008 AL Division Series Jed Lowrie drove in Jason Bay with a 2-out, walk-off single in the bottom of the 9th inning, giving the Red Sox their 5th Division Series win in club history...It was the 23rd time in postseason history that a series was decided by a walk-off hit, the 4th time that a rookie has done so.

Game 5, 2008 AL Championship Series J.D. Drew drove in Kevin Youkilis from 2nd base with a 9th-inning, walk-off single to cap a 7-run comeback...It was the largest postseason comeback since Game 4 of the 1929 World Series, the 2nd largest in playoff history, and the largest ever for a team facing elimination.

RED SOX IN THE POSTSEASON, CONTINUED

2004 WORLD SERIES

(Red Sox 4, Cardinals 0)

GAME 1 at BOSTON (Night) Saturday, October 23

	R	H	E
St. Louis	0	1	1
Boston	4	0	3

Williams, Haren (3), Calero (7), King (7), Eldred (7), TAVAREZ (8-L) and Matheny, Molina (8)
Wakefield, Arroyo (4), Timlin (7), Embree (8), FOULKE (8-BSV, W) and Mirabelli, Varitek (7)
HR—Ortiz (1), Bellhorn (1), Walker (1)
T—4:00; A—35,035

GAME 3 at ST. LOUIS (Night) Tuesday, October 26

	R	H	E
Boston	1	0	0
St. Louis	0	0	0

MARTINEZ (W), Timlin (8), Foulke (9) and Varitek
SUPPAN (L), Reyes (5), Calero (6), King (7), Tavaraz (9) and Matheny, Molina (9)
HR—Ramirez (1), Walker (2)
T—2:58; A—52,015

GAME 2 at BOSTON (Night) Sunday, October 24

	R	H	E
St. Louis	0	0	0
Boston	2	0	0

MORRIS (L), Eldred (5), King (6), Marquis (7), Reyes (8) and Matheny
SCHILLING (W), Embree (7), Timlin (8), Foulke (8) and Varitek
HR—None
T—3:20; A—35,001

GAME 4 at ST. LOUIS (Night) Wednesday, October 27

	R	H	E
Boston	1	0	2
St. Louis	0	0	0

LOWE (W), Arroyo (8), Embree (8), Foulke (9-SV) and Varitek
MARQUIS (L), Haren (7), Isringhausen (8) and Molina, Matheny (9)
HR—Damon (1)
T—3:14; A—52,037

2004 WORLD SERIES STATISTICS

Batter	AVG	G	AB	R	H	2B	3B	HR	RBI	GW	SH	SF	HB	BB	SO	SB	CS	E
Bellhorn	.300	4	10	3	3	1	0	1	4	2	0	0	1	5	2	0	0	1
Cabrera	.235	4	17	3	4	1	0	0	3	0	0	0	1	3	1	0	0	0
Damon	.286	4	21	4	6	2	1	1	2	0	0	0	0	0	1	0	0	0
Kapler	.000	4	2	0	0	0	0	0	0	0	0	0	0	0	1	0	0	0
Lowe	.000	1	2	0	0	0	0	0	0	0	1	0	0	0	1	0	0	0
Martinez	.000	1	2	0	0	0	0	0	0	0	0	0	0	1	2	0	0	0
Mientkiewicz	.000	4	1	0	0	0	0	0	0	0	0	0	0	0	0	0	0	0
Millar	.125	4	8	2	1	1	0	0	0	0	0	0	1	2	2	0	0	1
Mirabelli	.333	1	3	1	1	0	0	0	0	0	0	0	0	0	1	0	0	0
Mueller	.429	4	14	3	6	2	0	0	2	0	0	0	0	4	0	0	0	3
Nixon	.357	4	14	1	5	3	0	0	3	1	0	0	0	1	1	0	0	0
Ortiz	.308	4	13	3	4	1	0	1	4	0	0	0	0	4	1	0	0	0
Ramirez	.412	4	17	2	7	0	0	1	4	1	0	0	0	3	3	0	0	2
Reese	.000	4	1	0	0	0	0	0	0	0	0	0	0	0	0	0	0	0
Roberts	---	0	0	0	0	0	0	0	0	0	0	0	0	0	0	0	0	0
Varitek	.154	4	13	2	2	0	1	0	2	0	0	0	1	1	4	0	0	0
Youkilis	---	0	0	0	0	0	0	0	0	0	0	0	0	0	0	0	0	0
Red Sox	.283	4	138	24	39	11	2	4	24	4	1	0	4	24	20	0	0	8
Cardinals	.190	4	126	12	24	8	0	2	8	0	2	3	1	12	32	1	0	1
Pitcher	W	L	ERA	G	GS	CG	SHO	SV	IP	H	R	ER	HR	HB	BB	SO	WP	
Arroyo	0	0	6.75	2	0	0	0	0	2.2	4	2	2	0	0	0	1	4	0
Embree	0	0	0.00	3	0	0	0	0	1.2	1	1	0	0	0	0	4	0	
Foulke	1	0	1.80	4	0	0	0	1	5.0	4	1	1	1	0	1	8	0	
Leskanic	0	0	---	0	0	0	0	0	0.0	0	0	0	0	0	0	0	0	
Lowe	1	0	0.00	1	1	0	0	0	7.0	3	0	0	0	0	1	4	1	
Martinez	1	0	0.00	1	1	0	0	0	7.0	3	0	0	0	0	2	6	0	
Myers	0	0	---	0	0	0	0	0	0.0	0	0	0	0	0	0	0	0	
Schilling	1	0	0.00	1	1	0	0	0	6.0	4	1	0	0	0	1	4	0	
Timlin	0	0	6.00	3	0	0	0	0	3.0	2	2	2	0	0	1	0	0	
Wakefield	0	0	12.27	1	1	0	0	0	3.2	3	5	5	1	1	5	2	0	
Red Sox	4	0	2.50	4	4	0	1	1	36.0	24	12	10	2	1	12	32	1	
Cardinals	0	4	6.09	4	4	0	0	0	34.0	39	24	23	4	4	24	20	0	

RED SOX IN THE POSTSEASON, CONTINUED

2003 AMERICAN LEAGUE DIVISION SERIES

(Red Sox 3, Athletics 2)

GAME 1 at OAKLAND (Night) Wednesday, October 1

	R	H	E
Boston	1	0	0
Oakland	0	0	3

Martinez, Timlin (8), Kim (9), Embree (9), Williamson (10), LOWE (11-L) and Varitek
Hudson, Rincon (7), Bradford (8), Foulke (9), HARDEN (12-W) and R. Hernandez
HR—Walker 2 (2), Varitek (1)
T—4:37; A—50,606

GAME 3 at BOSTON (Night) Saturday, October 4

	R	H	E
Oakland	0	0	0
Boston	0	1	0

Lowe, Timlin (8), WILLIAMSON (11-W) and Varitek, Mirabelli (10)
Lilly, Bradford (8), Rincon (9), Mecir (10), HARDEN (11-L) and R. Hernandez
HR—Nixon (1)
T—3:42; A—35,460

GAME 5 at OAKLAND (Night) Monday, October 6

	R	H	E
Boston	0	0	0
Oakland	0	0	0

MARTINEZ (W), Embree (8), Timlin (8), Williamson (9), Lowe (9-SV) and Varitek
ZITO (L), Lilly (7), Bradford (9), Rincon (9) and R. Hernandez
HR—Varitek (2), M. Ramirez (1)
T—3:05; A—49,397

GAME 2 at OAKLAND (Day) Thursday, October 2

	R	H	E
Boston	0	0	1
Oakland	0	5	0

WAKEFIELD (L), Embree (7), Williamson (8) and Mirabelli
ZITO (W), Bradford (8), Foulke (9) and R. Hernandez
HR—None
T—2:37; A—36,305

GAME 4 at BOSTON (Day) Sunday, October 5

	R	H	E
Oakland	0	1	0
Boston	0	0	2

Hudson, Sparks (2), Rincon (6), FOULKE (8-L) and Melhuse
Burkett, Wakefield (6), WILLIAMSON (8-W) and Varitek
HR—Damon (1), Dye (1), Walker (3)
T—3:02; A—35,048

2003 ALDS STATISTICS

Batter	AVG	G	AB	R	H	2B	3B	HR	RBI	GW	SH	SF	HB	BB	SO	SB	CS	E
Brown	.000	4	2	0	0	0	0	0	0	0	0	0	0	0	1	0	0	0
Damon	.316	5	19	2	6	2	0	1	3	0	0	0	1	2	1	2	0	0
Garciparra	.300	5	20	2	6	1	0	0	0	0	0	0	0	3	3	0	0	1
Jackson	.000	4	5	0	0	0	0	0	0	0	0	0	0	0	2	0	0	0
Kapler	.000	4	9	0	0	0	0	0	0	0	0	0	0	0	3	0	0	0
McCarthy	---	1	0	0	0	0	0	0	0	0	0	0	0	0	0	0	0	0
Millar	.238	5	21	0	5	0	0	0	0	0	0	0	2	4	0	0	0	0
Mirabelli	.500	2	4	2	2	1	0	0	0	0	0	0	0	0	1	0	0	0
Mueller	.105	5	19	0	2	1	0	0	0	0	0	0	0	3	4	0	0	0
Nixon	.200	4	10	1	2	0	0	1	2	1	0	0	0	1	3	0	0	0
Ortiz	.095	5	21	0	2	1	0	0	2	1	0	0	0	2	7	0	0	0
Ramirez	.200	5	20	2	4	0	0	1	3	1	0	0	0	3	7	0	0	0
Varitek	.286	5	14	4	4	0	0	2	2	0	0	0	0	2	2	0	0	0
Walker	.500	5	16	4	5	0	0	3	4	0	0	0	1	0	1	0	0	2
Red Sox	.211	5	180	17	38	6	0	8	16	3	0	0	2	18	39	3	0	5
Athletics	.213	5	178	18	38	8	1	1	15	2	1	0	4	21	37	3	0	5

Pitcher	W	L	ERA	G	GS	CG	SHO	SV	IP	H	R	ER	HR	HB	BB	SO	WP
Burkett	0	0	6.75	1	1	0	0	0	5.1	9	4	4	1	0	2	1	0
Embree	0	0	0.00	3	0	0	0	0	2.0	1	0	0	0	0	0	0	0
Kim	0	0	13.50	1	0	0	0	0	0.2	0	1	1	0	1	1	1	0
Lowe	0	1	0.93	3	1	0	0	0	9.2	7	2	1	0	0	7	6	0
Martinez, P.	1	0	3.86	2	2	0	0	0	14.0	13	6	6	0	1	5	9	0
Timlin	0	0	0.00	3	0	0	0	0	4.1	0	0	0	0	0	0	5	0
Wakefield	0	1	3.52	2	1	0	0	0	7.2	6	5	3	0	2	3	7	0
Williamson	2	0	0.00	5	0	0	0	0	5.0	2	0	0	0	0	0	3	0
Red Sox	3	2	2.77	5	5	0	0	1	48.2	38	18	15	1	4	21	37	0
Athletics	2	3	2.98	5	5	0	0	0	48.1	38	17	16	8	2	18	39	1

RED SOX IN THE POSTSEASON, CONTINUED

2003 AMERICAN LEAGUE CHAMPIONSHIP SERIES

(Yankees 4, Red Sox 3)

GAME 1 at NEW YORK (Night) Wednesday, October 8

	R H E								
Boston	0	0	0	2	2	0	1	0	0
New York	0	0	0	0	0	0	2	0	0
WAKEFIELD (W), Embree (7), Timlin (8), Williamson (9-SV) and Mirabelli									
MUSSINA (L), Heredia (6), Nelson (7), White (7), Contreras (9) and Posada									
HR—Ortiz (1), Walker (1), Ramirez (1)									
T—3:20; A—56,281									

GAME 3 at BOSTON (Day) Saturday, October 11

	R H E								
New York	0	1	1	2	0	0	0	0	0
Boston	2	0	0	0	0	0	1	0	0
CLEMENS (W), Heredia (7), Contreras (7), Rivera (8-SV) and Posada									
P. MARTINEZ (L), Timlin (8), Embree (9) and Varitek									
HR—Jeter (1)									
T—3:14; A—34,209									

GAME 5 at BOSTON (Day) Tuesday, October 14

	R H E								
New York	0	3	0	0	0	0	0	1	0
Boston	0	0	0	1	0	0	0	1	0
WELLS (W), Rivera (8-SV) and Posada									
LOWE (L), Embree (8), Arroyo (9) and Varitek									
HR—Ramirez (2)									
T—3:04; A—34,619									

GAME 7 at NEW YORK (Night) Thursday, October 16

	R H E								
Boston	0	3	0	1	0	0	1	0	0
New York	0	0	0	1	0	1	3	0	1
P. Martinez, Embree (8), Timlin (8), WAKEFIELD (10-L) and Varitek, Mirabelli (9)									
Clemens, Mussina (4), Heredia (7), Nelson (7), Wells (8), RIVERA (9-W) and Posada									
HR—Nixon (3), Millar (1), Ja. Giambi 2 (3), Ortiz (2), A. Boone (1)									
T—3:56; A—56,279									

GAME 2 at NEW YORK (Night) Thursday, October 9

	R H E								
Boston	0	1	0	0	0	1	0	0	0
New York	0	2	1	0	1	0	2	0	x
LOWE (L), Sauerbeck (7), Arroyo (8) and Varitek									
PETTITTE (W), Contreras (7), Rivera (9) and Posada									
HR—N. Johnson (1), Varitek (1)									
T—3:05; A—56,295									

GAME 4 at BOSTON (Night) Monday, October 13

	R H E								
New York	0	0	0	0	1	0	0	0	1
Boston	0	0	0	1	1	0	1	0	x
MUSSINA (L), Heredia (7), Nelson (8) and Posada									
WAKEFIELD (W), Timlin (8), Williamson (9-SV) and Mirabelli, Varitek (8)									
HR—Walker (2), Nixon (1), Sierra (1)									
T—2:49; A—34,599									

GAME 6 at NEW YORK (Day) Wednesday, October 15

	R H E								
Boston	0	0	4	0	0	0	3	0	2
New York	1	0	0	4	1	0	0	0	0
Burkett, Arroyo (4), T. Jones (6), EMBREE (6-W), Timlin (8), Williamson (9-SV) and Varitek									
Pettitte, CONTRERAS (6-L), Heredia (7), Nelson (8), White (9) and Posada									
HR—Ja. Giambi (1), Varitek (2), Posada (1), Nixon (2)									
T—4:09; A—56,277									

2003 ALCS STATISTICS

Batter	AVG	G	AB	R	H	2B	3B	HR	RBI	GW	SH	SF	HB	BB	SO	SB	CS	E
Damon	.200	5	20	1	4	1	0	0	1	1	0	0	0	3	3	1	0	0
Garciparra	.241	7	29	2	7	0	1	0	1	0	0	0	0	2	8	0	0	1
Jackson	.333	5	3	0	1	0	0	0	1	0	0	0	0	0	1	0	1	1
Kapler	.125	3	8	0	1	0	0	0	0	0	0	0	0	0	3	0	1	0
McCarty	.000	1	1	0	0	0	0	0	0	0	0	0	0	0	1	0	0	0
Millar	.241	7	29	3	7	0	0	1	3	0	0	0	0	1	9	0	0	1
Mirabelli	.286	3	7	0	2	0	0	0	0	0	0	0	0	0	2	0	0	0
Mueller	.222	7	27	1	6	2	0	0	0	0	0	0	0	2	7	0	0	0
Nixon	.333	7	24	3	8	1	0	3	5	0	0	0	1	3	7	1	2	0
Ortiz	.269	7	26	4	7	1	0	2	6	0	0	0	1	3	8	0	0	0
Ramirez	.310	7	29	6	9	1	0	2	4	0	0	0	0	1	4	0	1	0
Varitek	.300	6	20	4	6	2	0	2	3	1	0	0	0	1	5	0	0	0
Walker	.370	7	27	5	10	1	1	2	2	1	0	0	1	1	2	0	0	0
Red Sox	.272	7	250	29	68	9	2	12	26	3	0	0	3	17	60	2	5	3
Yankees	.227	7	238	30	54	12	0	8	29	4	0	1	4	21	49	5	1	3
Pitcher	W	L	ERA	G	GS	CG	SHO	SV	IP	H	R	ER	HR	HB	BB	SO	WP	
Arroyo	0	0	2.70	3	0	0	0	0	3.1	2	1	1	1	1	1	2	5	0
Burkett	0	0	7.36	1	1	0	0	0	3.2	7	5	3	1	0	0	1	0	0
Embree	1	0	0.00	5	0	0	0	0	4.2	3	0	0	0	0	0	0	1	0
Jones, T.	0	0	0.00	1	0	0	0	0	0.1	1	0	0	0	0	0	1	1	0
Lowe	0	2	6.43	2	2	0	0	0	14.0	14	10	10	3	1	7	5	0	0
Martinez, P.	0	1	5.65	2	2	0	0	0	14.1	16	9	9	1	1	2	14	0	0
Sauerbeck	0	0	0.00	1	0	0	0	0	0.1	1	0	0	0	0	0	1	0	0
Timlin	0	0	0.00	5	0	0	0	0	5.1	1	0	0	0	0	0	2	6	0
Wakefield	2	1	2.57	3	2	0	0	0	14.0	8	5	4	2	1	6	10	0	0
Williamson	0	0	3.00	3	0	0	0	0	3	3.0	1	1	1	1	0	0	6	0
Red Sox	3	4	4.00	7	7	0	0	0	3	63.0	54	31	28	8	4	21	49	0
Yankees	4	3	3.94	7	7	0	0	0	2	64.0	68	29	28	12	3	17	60	3

RED SOX IN THE POSTSEASON, CONTINUED

1999 AMERICAN LEAGUE DIVISION SERIES

(Red Sox 3, Indians 2)

GAME 1 at CLEVELAND (Night) Wednesday, October 6

	R	H	E
Boston	0	1	0
Cleveland	0	0	0

P.Martinez, LOWE (5-L), Cormier (9), Garces (9) and Varitek
Colon, SHUEY (9-W) and S. Alomar
HR—Garciparra (1), Thome (1)
T—2:53; A—45,182

GAME 3 at BOSTON (Day) Saturday, October 9

	R	H	E
Cleveland	0	0	0
Boston	0	0	0

Burba, WRIGHT (5-L), Rincon (7), DePaula (7), S.Reed (8) and S. Alomar
R.Martinez, LOWE (6-W), Beck (9) and Varitek
HR—Valentin (1), Daubach (1)
T—3:08; A—33,539

GAME 5 at CLEVELAND (Night) Monday, October 11

	R	H	E
Boston	2	0	5
Cleveland	3	2	3

Saberhagen, Lowe (2), P. MARTINEZ (4-W) and Varitek
Nagy, De Paula (4), SHUEY (7-L), Jackson (9) and S. Alomar
HR—O'Leary 2 (2), Thome 2 (4), Garciparra (2), Fryman (1)
T—3:12; A—45,114

GAME 2 at CLEVELAND (Day) Thursday, October 7

	R	H	E
Boston	0	0	1
Cleveland	0	0	6

SABERHAGEN (L), Wasdin (3), Wakefield (5), Gordon (7), Beck (8) and Varitek
NAGY (W), Karsay (8), Jackson (9) and S. Alomar
HR—Baines (1), Thome (2)
T—2:47; A—45,184

GAME 4 at BOSTON (Night) Sunday, October 10

	R	H	E
Cleveland	1	1	0
Boston	2	5	3

COLON (L), Karsay (2), S. Reed (4), DePaula (5), Assenmacher (7), Shuey (8) and S. Alomar, Diaz (7)
Mercker, GARCES (2-W), Wakefield (5), Wasdin (5), Cormier (5), Gordon (9) and Varitek, Hatteberg (8)
HR—Valentin 2 (3), Offerman (1), Varitek (1), Cordero (1)
T—3:49; A—33,898

1999 ALDS STATISTICS

Batter	AVG	G	AB	R	H	2B	3B	HR	RBI	GW	SH	SF	HB	BB	SO	SB	CS	E
Buford	.000	1	3	0	0	0	0	0	0	0	0	0	0	0	1	0	0	0
Daubach	.250	4	16	3	4	2	0	1	3	0	0	0	0	0	7	0	0	0
Garciparra	.417	4	12	6	5	2	0	2	4	0	0	0	1	3	3	0	0	0
Hatteberg	1.000	1	1	1	1	0	0	0	0	0	0	0	0	1	0	0	0	0
Huskey	.200	2	5	0	1	0	0	0	0	0	0	0	0	0	1	0	0	0
Lewis	.375	4	16	5	6	1	0	0	2	1	0	0	1	0	2	1	0	0
Merloni	.333	3	6	1	2	0	0	0	1	0	0	0	0	1	1	0	0	1
Nixon	.214	5	14	5	3	3	0	0	6	0	0	0	0	4	5	0	0	0
Offerman	.389	5	18	4	7	1	0	1	6	0	0	0	0	7	0	0	1	0
O'Leary	.200	5	20	4	4	0	0	2	7	1	0	0	0	2	3	0	0	0
Sadler	.500	2	2	1	1	1	0	0	0	0	0	0	0	0	1	0	0	0
Stanley	.500	5	20	4	10	2	1	0	2	0	0	0	0	2	3	0	0	0
Valentin	.318	5	22	6	7	2	0	3	12	1	0	1	0	0	4	0	0	2
Varitek	.238	5	21	7	5	3	0	1	3	0	0	0	1	0	4	0	0	0
Red Sox	.318	5	176	47	56	17	1	10	47	3	0	3	3	19	35	1	1	3
Indians	.233	5	163	32	38	7	1	7	31	2	1	4	2	28	43	5	0	3
Pitcher		W	L	ERA	G	GS	CG	SHO	SV	IP	H	R	ER	HR	HB	BB	SO	WP
Beck		0	0	0.00	2	2	0	0	0	2.0	2	0	0	0	0	0	2	0
Cormier		0	0	0.00	2	0	0	0	0	4.0	2	0	0	0	0	1	4	0
Garces		1	0	3.86	2	0	0	0	0	2.1	2	1	1	0	0	3	2	0
Gordon		0	0	4.50	2	0	0	0	0	2.0	1	1	1	1	1	1	3	0
Lowe		1	1	4.32	3	0	0	0	0	8.1	6	7	4	2	1	1	7	0
Martinez, P.		1	0	0.00	2	1	0	0	0	10.0	3	0	0	0	0	4	11	0
Martinez, R.		0	0	3.18	1	1	0	0	0	5.2	5	2	2	0	0	3	6	0
Mercker		0	0	10.80	1	1	0	0	0	1.2	3	2	2	0	0	3	1	0
Saberhagen		0	1	27.00	2	2	0	0	0	3.2	9	11	11	3	0	4	2	0
Wakefield		0	0	13.50	2	0	0	0	0	2.0	3	3	3	0	0	4	4	0
Wasdin		0	0	27.00	2	0	0	0	0	1.2	2	5	5	1	0	4	1	0
Red Sox		3	2	6.02	5	5	0	0	0	43.1	38	32	29	7	2	28	43	0
Indians		2	3	9.63	5	5	0	0	0	43.0	56	47	46	10	3	19	35	2

RED SOX IN THE POSTSEASON, CONTINUED

1999 AMERICAN LEAGUE CHAMPIONSHIP SERIES

(Yankees 4, Red Sox 1)

GAME 1 at NEW YORK (Night) Wednesday, October 13

										R	H	E
Boston	2	1	0	0	0	0	0	0	0	3	8	3
New York	0	2	0	0	0	1	0	0	1	4	10	1
Mercker, Garces (5), Lowe (7), Cormier (9), BECK (10-L) and Varitek Hernandez, RIVERA (9-W) and Posada												
HR—Brosius (1), Williams (1)												
T—3:39; A—57,181												

GAME 3 at BOSTON (Day) Saturday, October 16

										R	H	E
New York	0	0	0	0	0	0	1	0	1	1	3	3
Boston	2	2	2	0	2	1	4	0	x	13	21	1
CLEMENS (L), Irabu (3), Stanton (7), Watson (8) and Girardi, Posada (4)												
P. MARTINEZ (W), Gordon (8), Rapp (9) and Varitek, Hatteberg (9)												
HR—Valentin (1), Daubach (1), Garciaparra (1), Brosius (2)												
T—3:14; A—33,190												

GAME 5 at BOSTON (Night) Monday, October 18

										R	H	E
New York	2	0	0	0	0	0	2	0	2	6	11	1
Boston	0	0	0	0	0	0	0	1	0	1	5	2
HERNANDEZ (W), Stanton (8), Nelson (8), Watson (8), Mendoza (8-SV) and Posada												
MERCKER (L), Lowe (4), Cormier (7), Gordon (9) and Varitek												
HR—Jeter (1), Varitek (1), Posada (1)												
T—4:09; A—33,589												

GAME 2 at NEW YORK (Night) Thursday, October 14

										R	H	E
Boston	0	0	0	0	2	0	0	0	0	2	10	0
New York	0	0	0	1	0	0	2	0	x	3	7	0
R. MARTINEZ (L), Gordon (7), Cormier (7) and Varitek CONE (W), Stanton (8), Nelson (8), Watson (8), Mendoza (8), Rivera (9-SV) and Girardi												
HR—T. Martinez (1), Garciaparra (1)												
T—3:46; A—57,180												

GAME 4 at BOSTON (Night) Sunday, October 17

										R	H	E
New York	0	1	0	2	0	0	0	0	6	9	11	0
Boston	0	1	1	0	0	0	0	0	0	2	10	4
PETTITTE (W), Rivera (8-SV) and Girardi SABERHAGEN (L), Lowe (7), Cormier (8), Garces (8), Beck (9) and Varitek												
HR—Strawberry (1), Ledee (1)												
T—3:39; A—33,586												

1999 ALCS STATISTICS

Batter	AVG	G	AB	R	H	2B	3B	HR	RBI	GW	SH	SF	HB	BB	SO	SB	CS	E	
Buford	.400	4	5	1	2	0	0	0	0	0	0	0	0	0	2	1	0	0	
Daubach	.176	5	17	2	3	1	0	1	3	0	0	0	0	1	4	0	0	0	
Garciaparra	.400	5	20	2	8	2	0	2	5	0	0	0	0	2	2	1	0	4	
Hatteberg	.000	3	1	1	1	0	0	0	0	0	0	0	0	0	1	0	0	0	
Huskey	.200	4	5	1	1	1	0	0	0	0	0	0	0	1	1	0	0	0	
Lewis	.118	5	17	2	2	1	0	0	1	0	0	0	0	1	3	1	1	1	
Merloni	—	0	0	0	0	0	0	0	0	0	0	0	0	1	0	0	0	0	
Nixon	.286	4	14	2	4	2	0	0	0	0	0	0	0	1	5	0	0	0	
Offerman	.458	5	24	4	11	0	1	0	2	0	0	0	0	1	3	1	0	2	
O'Leary	.350	5	20	2	7	3	0	0	1	0	0	0	0	2	5	0	0	0	
Sadler	—	2	0	0	0	0	0	0	0	0	0	0	0	0	0	0	0	0	
Stanley	.222	5	18	1	4	0	0	0	1	0	0	0	1	2	4	0	0	1	
Valentin	.348	5	23	3	8	2	0	1	5	1	0	0	0	2	4	0	0	0	
Varitek	.200	5	20	1	4	1	1	1	1	0	1	0	0	1	4	0	0	1	
Red Sox	.293	5	184	21	54	13	2	5	19	1	1	0	1	15	38	4	1	10	
Yankees	.239	5	176	23	42	4	1	8	21	3	2	0	1	18	44	3	1	5	
Pitcher			W	L	ERA	G	GS	CG	SHO	SV	IP	H	R	ER	HR	HB	BB	SO	WP
Beck			0	1	27.00	2	0	0	0	0	0.2	2	2	2	2	0	0	1	0
Cormier			0	0	0.00	4	0	0	0	0	3.2	3	0	0	0	0	3	4	0
Garces			0	0	12.00	2	0	0	0	0	3.0	3	5	4	0	0	1	2	0
Gordon			0	0	13.50	3	0	0	0	0	2.0	3	3	3	2	0	1	3	0
Lowe			0	0	1.42	3	0	0	0	0	6.1	6	3	1	0	0	2	7	0
Martinez, P.			1	0	0.00	1	1	0	0	0	7.0	2	0	0	0	0	2	12	0
Martinez, R.			0	0	4.05	1	1	0	0	0	6.2	6	3	3	1	0	3	5	0
Mercker			0	1	4.70	2	2	0	0	0	7.2	12	4	4	4	1	4	5	0
Rapp			0	0	0.00	1	0	0	0	0	1.0	0	0	0	0	0	1	0	0
Saberhagen			0	1	1.50	1	1	0	0	0	6.0	5	3	1	1	0	1	5	0
Red Sox			1	4	3.68	5	5	0	0	0	44.0	42	23	18	8	1	18	44	0
Yankees			4	1	3.80	5	5	0	0	0	45.0	54	21	19	5	1	15	38	0

RED SOX IN THE POSTSEASON, CONTINUED

1998 AMERICAN LEAGUE DIVISION SERIES

(Indians 3, Red Sox 1)

GAME 1 at CLEVELAND (Day) Tuesday, September 29

	R	H	E
Boston	3	0	0
Cleveland	0	0	0

P. MARTINEZ (W), Corsi (8) and Hatteberg
WRIGHT (L), D.Jones (5), S.Reed (8), Poole (8), Shuey (8),
Assenmacher (9) and S. Alomar
HR—Vaughn 2 (2), Garciaparra (1), Lofton (1), Thome (1)
T—2:16; A—45,185

GAME 3 at BOSTON (Day) Friday, October 2

	R	H	E
Cleveland	0	0	0
Boston	0	0	0

NAGY (W), M.Jackson (9-SV) and S. Alomar
SABERHAGEN (L), Corsi (8), Eckersley (9) and Hatteberg
HR—Thome (2), Lofton (2), Ramirez 2 (2), Garciaparra (2)
T—2:27; A—33,114

GAME 2 at CLEVELAND (Day) Wednesday, September 30

	R	H	E
Boston	2	0	1
Cleveland	1	5	1

WAKEFIELD (L), Wasdin (2), Lowe (4), Swindell (6), Gordon (8)
and Varitek
Gooden, BURBA (1-W), Shuey (7), Assenmacher (8), M.Jackson (8-SV)
and S. Alomar
HR—Justice (1)
T—3:25; A—45,229

GAME 4 at BOSTON (Day) Saturday, October 3

	R	H	E
Cleveland	0	0	0
Boston	0	0	0

Colon, Poole (6), S. REED (7-W), Assenmacher (8), Shuey (8),
Jackson (9-SV) and S. Alomar
Schourek, Lowe (6), GORDON (8-L) and Hatteberg
HR—Garcia (3)
T—3:00; A—33,537

1998 ALDS STATISTICS

Batter	AVG	G	AB	R	H	2B	3B	HR	RBI	GW	SH	SF	HB	BB	SO	SB	CS	E	
Benjamin	.091	4	11	1	1	0	0	0	0	0	1	0	0	1	3	0	0	0	
Bragg	.083	3	12	0	1	0	0	0	0	0	0	0	0	0	5	0	0	0	
Buford	.000	3	1	2	0	0	0	0	0	0	0	0	1	0	0	0	0	0	
Cummings	.000	3	3	0	0	0	0	0	0	0	0	0	0	0	0	0	0	0	
Garciaparra	.333	4	15	4	5	1	0	3	11	0	0	2	0	1	0	0	0	0	
Hatteberg	.111	3	9	0	1	0	0	0	0	0	0	0	0	3	1	0	0	0	
Lewis	.357	4	14	4	5	2	0	0	0	0	0	0	1	1	3	1	0	0	
Nixon	.333	2	3	0	1	0	0	0	0	0	0	0	0	1	0	0	0	0	
O'Leary	.063	4	16	0	1	0	0	0	0	0	0	0	0	1	4	0	0	0	
Sadler	.000	3	0	0	0	0	0	0	0	0	0	0	0	0	0	0	0	0	
Stanley	.267	4	15	1	4	0	0	0	0	0	0	0	0	2	5	0	0	0	
Valentin	.467	4	15	5	7	1	0	0	0	0	0	0	0	3	1	0	0	0	
Varitek	.250	1	4	0	1	0	0	0	1	0	0	0	0	0	1	0	0	0	
Vaughn	.412	4	17	3	7	2	0	2	7	1	0	0	0	1	5	0	0	0	
Red Sox	.252	4	135	20	34	6	0	5	19	1	1	2	2	14	28	1	0	0	
Indians	.206	4	126	18	26	12	0	7	17	3	0	1	3	15	26	3	1	1	
Pitcher			W	L	ERA	G	GS	CG	SHO	SV	IP	H	R	ER	HR	HB	BB	SO	WP
Corsi			0	0	0.00	2	0	0	0	0	3.0	1	0	0	0	0	1	2	0
Eckersley			0	0	9.00	1	0	0	0	0	1.0	1	1	1	1	0	0	1	0
Gordon			0	1	9.00	2	0	0	0	0	3.0	4	3	3	0	0	4	1	1
Lowe			0	0	2.08	2	0	0	0	0	4.1	3	1	1	0	1	1	2	0
Martinez			1	0	3.86	1	1	0	0	0	7.0	6	3	3	2	0	0	8	1
Saberhagen			0	1	3.86	1	1	0	0	0	7.0	4	3	3	3	0	1	7	0
Schourek			0	0	0.00	1	1	0	0	0	5.1	2	0	0	0	0	4	1	0
Swindell			0	0	0.00	1	0	0	0	0	1.1	0	0	0	0	0	1	1	0
Wakefield			0	1	33.75	1	1	0	0	0	1.1	3	5	5	0	1	2	1	0
Wasdin			0	0	10.80	1	0	0	0	0	1.2	2	2	2	1	1	1	2	0
Red Sox			1	3	4.62	4	4	0	0	0	35.0	26	18	18	7	3	15	26	2
Indians			3	1	5.00	4	4	0	0	3	36.0	34	20	20	5	2	14	28	0

RED SOX IN THE POSTSEASON, CONTINUED

1995 AMERICAN LEAGUE DIVISION SERIES

(Indians 3, Red Sox 0)

GAME 1 at CLEVELAND (Night) Tuesday, October 3

													R	H	E
Boston	0	0	2	0	0	0	0	1	0	1	0	0	4	11	2
Cleveland	0	0	0	0	0	3	0	0	0	0	1	0	5	10	2

Clemens, Cormier (8), Belinda (8), Stanton (8), Aguilera (11), Maddux (11), SMITH (12-L) and Macfarlane, Haselman (9)
D. Martinez, Tavaréz (7), Assenmacher (8), Plunk (8), Mesa (10), Poole (11), HILL (12-W) and S. Alomar, Pena (11)
HR—Valentin (1), Naehring (1), Alicea (1), Belle (1), Pena (1)
T—5:01; A—44,218

GAME 2 at CLEVELAND (Night) Wednesday, October 4

													R	H	E
Boston	0	0	0	0	0	0	0	0	0	0	0	0	0	3	1
Cleveland	0	0	0	0	0	2	0	2	x	0	2	x	4	4	2

HANSON (L) and Macfarlane
HERSHISER (W), Tavaréz (8), Assenmacher (8), Mesa (9) and S. Alomar
HR—Murray (1)
T—2:33; A—44,264

GAME 3 at BOSTON (Night) Friday, October 6

													R	H	E
Cleveland	0	2	1	0	0	5	0	0	0	0	0	0	8	11	2
Boston	0	0	0	1	0	0	0	1	0	0	0	0	2	7	1

NAGY (W), Tavaréz (8), Assenmacher (9) and S. Alomar, Pena (9)
WAKEFIELD (L), Cormier (6), Maddux (6), Hudson (9) and Macfarlane
HR—Thome (1)
T—3:18; A—34,211

1995 ALDS STATISTICS

Batter	AVG	G	AB	R	H	2B	3B	HR	RBI	GW	SH	SF	HB	BB	SO	SB	CS	E
Alicea	.600	3	10	1	6	1	0	1	1	0	0	0	0	2	2	1	0	1
Canseco	.000	3	13	0	0	0	0	0	0	0	0	0	0	2	2	0	0	0
Greenwell	.200	3	15	0	3	0	0	0	0	0	0	0	0	0	1	0	0	0
Haselman	.000	1	2	0	0	0	0	0	0	0	0	0	0	0	0	0	0	0
Hosey	.000	3	12	1	0	0	0	0	0	0	0	0	0	2	3	1	0	0
Jefferson	.250	1	4	1	1	0	0	0	0	0	0	0	0	0	1	0	0	0
Macfarlane	.333	3	9	0	3	0	0	0	1	0	0	1	0	0	3	0	0	2
McGee	.250	2	4	0	1	0	0	0	1	0	0	0	0	0	2	0	0	0
Naehring	.308	3	13	2	4	0	0	1	1	0	1	0	0	0	1	0	0	0
Stairs	.000	1	1	0	0	0	0	0	0	0	0	0	0	0	1	0	0	0
Tinsley	.000	1	5	0	0	0	0	0	0	0	0	0	0	1	2	0	0	0
Valentin	.250	3	12	1	3	1	0	1	2	0	0	0	0	3	1	0	1	1
Vaughn	.000	3	14	0	0	0	0	0	0	0	0	0	0	1	7	0	0	0
Red Sox	.184	3	114	6	21	2	0	3	6	0	1	1	0	11	26	2	1	4
Indians	.219	3	114	17	25	4	1	4	17	3	2	0	4	13	22	1	0	6
Pitcher	W	L	ERA	G	GS	CG	SHO	SV	IP	H	R	ER	HR	HB	BB	SO	WP	
Aguilera	0	0	13.50	1	0	0	0	0	0.2	3	1	1	1	0	0	1	0	
Belinda	0	0	0.00	1	0	0	0	0	0.1	0	0	0	0	0	0	0	0	
Clemens	0	0	3.86	1	1	0	0	0	7.0	5	3	3	0	0	1	5	0	
Cormier	0	0	13.50	2	0	0	0	0	0.2	2	1	1	0	1	1	2	0	
Hanson	0	1	4.50	1	1	1	0	0	8.0	4	4	4	1	1	4	5	0	
Hudson	0	0	0.00	1	0	0	0	0	1.0	2	0	0	0	0	1	0	1	
Maddux	0	0	0.00	2	0	0	0	0	3.0	2	0	0	0	1	1	1	0	
Smith	0	1	6.75	1	0	0	0	0	1.1	1	1	1	1	0	0	0	0	
Stanton	0	0	0.00	1	0	0	0	0	2.1	1	0	0	0	0	0	4	0	
Wakefield	0	1	11.81	1	1	0	0	0	5.1	5	7	7	1	1	5	4	0	
Red Sox	0	3	5.16	3	3	1	0	0	29.2	25	17	17	4	4	13	22	1	
Indians	3	0	1.74	3	3	0	1	0	31.0	21	6	6	3	0	11	26	1	

RED SOX IN THE POSTSEASON, CONTINUED

1990 AMERICAN LEAGUE CHAMPIONSHIP SERIES

(Athletics 4, Red Sox 0)

GAME 1 at BOSTON (Night) Saturday, October 6

								R	H	E
Oakland	0	0	0	0	0	0	1	1	7	9
Boston	0	0	0	1	0	0	0	0	1	5

STEWART (W), Eckersley (9) and Steinbach
Clemens, ANDERSEN (7-L), Bolton (8), Gray (8), Lamp (9),
Murphy (9) and Pena
HR—Boggs (1)
T—3:26; A—35,192

GAME 3 at OAKLAND (Day) Tuesday, October 9

								R	H	E
Boston	0	1	0	0	0	0	0	0	1	8
Oakland	0	0	0	2	0	2	0	0	x	4

BODDICKER (L) and Pena
MOORE (W), Nelson (7), Honeycutt (8), Eckersley (9-SV) and Steinbach
HR—None
T—2:47; A—49,026

GAME 2 at BOSTON (Night) Sunday, October 7

								R	H	E
Oakland	0	0	0	1	0	0	1	0	2	4
Boston	0	0	1	0	0	0	0	0	0	1

WELCH (W), Honeycutt (8), Eckersley (8-SV) and Hassey
Kiecker, HARRIS (6-L), Andersen (7), Reardon (8) and Pena
HR—None
T—3:42; A—35,070

GAME 4 at OAKLAND (Day) Wednesday, October 10

								R	H	E
Boston	0	0	0	0	0	0	0	0	1	1
Oakland	0	3	0	0	0	0	0	0	x	3

CLEMENS (L), Bolton (2), Gray (5), Andersen (8) and Pena
STEWART (W), Honeycutt (9-SV) and Steinbach
HR—None
T—3:02; A—49,052

1990 ALCS STATISTICS

Batter	AVG	G	AB	R	H	2B	3B	HR	RBI	GW	SH	SF	HB	BB	SO	SB	CS	E
Barrett	.000	3	0	0	0	0	0	0	0	0	0	0	0	0	0	0	0	0
Boggs	.438	4	16	1	7	1	0	1	1	0	0	0	0	0	3	0	0	0
Brunansky	.083	4	12	0	1	0	0	0	1	0	0	1	0	1	3	0	0	0
Burks	.267	4	15	1	4	2	0	0	0	0	0	0	0	1	1	1	0	0
Evans	.231	4	13	0	3	1	0	0	0	0	0	0	0	1	3	0	0	0
Greenwell	.000	4	14	1	0	0	0	0	0	0	0	0	0	2	2	0	0	1
Heep	.000	2	2	0	0	0	0	0	0	0	0	0	0	0	0	0	0	0
Kutcher	.000	2	0	0	0	0	0	0	0	0	0	0	0	0	0	0	0	0
Marshall	.333	3	3	1	0	0	0	0	0	0	0	0	0	0	0	0	0	0
Marzano	.000	0	0	0	0	0	0	0	0	0	0	0	0	0	0	0	0	0
Pena	.214	4	14	0	3	0	0	0	0	0	0	0	0	0	0	0	0	1
Quintana	.000	4	13	0	0	0	0	0	1	0	0	1	0	1	0	0	0	0
Reed	.133	4	15	0	2	0	0	0	1	0	1	0	0	0	2	0	0	0
Rivera	.222	4	9	1	2	1	0	0	0	0	0	0	0	0	2	0	0	1
Romine	.000	0	0	0	0	0	0	0	0	0	0	0	0	0	0	0	0	0
Red Sox	.183	4	126	4	23	5	0	1	4	0	1	2	0	6	16	1	0	5
Athletics	.299	4	127	20	38	4	0	0	18	4	4	3	4	19	2	1	3	1
Pitcher	W	L	ERA	G	GS	CG	SHO	SV	IP	H	R	ER	HR	HB	BB	SO	WP	
Andersen	0	1	6.00	3	0	0	0	0	3.0	3	2	2	0	0	3	3	0	
Boddicker	0	1	2.25	1	1	1	0	0	8.0	6	4	2	0	2	3	7	0	
Bolton	0	0	0.00	2	0	0	0	0	3.0	2	0	0	0	0	2	3	0	
Clemens	0	1	3.52	2	2	0	0	0	7.2	7	3	3	0	0	5	4	1	
Gray	0	0	2.70	2	0	0	0	0	3.1	4	2	1	0	0	1	2	0	
Harris	0	1	27.00	1	0	0	0	0	0.1	3	1	1	0	0	0	0	0	
Kiecker	0	0	1.59	1	1	0	0	0	5.2	6	1	1	0	1	1	2	0	
Lamp	0	0	108.00	1	0	0	0	0	0.1	2	4	4	0	0	2	0	0	
Murphy	0	0	13.50	1	0	0	0	0	0.2	2	1	1	0	0	1	0	0	
Reardon	0	0	9.00	1	0	0	0	0	2.0	3	2	2	0	1	1	0	0	
Red Sox	0	4	4.50	4	4	1	0	0	34.0	38	20	17	0	4	19	21	1	
Athletics	4	0	1.00	4	4	0	0	3	36.0	23	4	4	1	0	6	16	0	

RED SOX IN THE POSTSEASON, CONTINUED

1988 AMERICAN LEAGUE CHAMPIONSHIP SERIES

(Athletics 4, Red Sox 0)

GAME 1 at BOSTON (Day) Wednesday, October 5

	R	H	E
Oakland	0	0	0
Boston	0	0	0

Stewart, HONEYCUTT (7-W), Eckersley (8-SV) and Steinbach, Hassey (8)

HURST (L) and Gedman

HR—Canseco (1)

T—2:44; A—34,101

GAME 3 at OAKLAND (Day) Saturday, October 8

	R	H	E
Boston	3	2	0
Oakland	0	4	2

BODDICKER (L), Gardner (3), Stanley (8) and Gedman

Welch, NELSON (2-W), Young (6), Plunk (7), Honeycutt (7),

Eckersley (8-SV) and Hassey

HR—Greenwell (1), McGwire (1), Lansford (1), Hassey (1),

Henderson (1)

T—3:14; A—49,261

GAME 2 at BOSTON (Night) Thursday, October 6

	R	H	E
Oakland	0	0	0
Boston	0	0	0

Davis, Cadaret (7), NELSON (7-W), Eckersley (9-SV) and Hassey

Clemens, Stanley (8), SMITH (8-L) and Gedman

HR—Canseco (2), Gedman (1)

T—3:14; A—32,786

GAME 4 at OAKLAND (Day) Sunday, October 9

	R	H	E
Boston	0	0	0
Oakland	1	0	1

HURST (L), Smithson (5) and Gedman

STEWART (W), Honeycutt (8), Eckersley (9-SV) and Steinbach,

Hassey (9)

HR—Canseco (3)

T—2:55; A—49,406

1988 ALCS STATISTICS

Batter	AVG	G	AB	R	H	2B	3B	HR	RBI	GW	SF	HB	BB	SO	SB	CS	E
Barrett	.067	4	15	2	1	0	0	0	0	0	1	0	0	1	0	0	0
Benzinger	.091	4	11	0	1	0	0	0	0	0	0	0	1	3	0	0	0
Boggs	.385	4	13	2	5	0	0	0	3	0	0	2	0	3	4	0	0
Burks	.235	4	17	2	4	1	0	0	1	0	0	0	0	3	0	0	0
Evans	.167	4	12	1	2	1	0	0	1	0	0	0	3	5	0	0	0
Gedman	.357	4	14	1	5	0	0	1	1	0	0	0	2	1	0	0	0
Greenwell	.214	4	14	2	3	1	0	1	3	0	0	0	3	0	0	0	0
Owen	.000	1	0	0	0	0	0	0	0	0	0	0	1	0	0	0	0
Parrish	.000	4	6	0	0	0	0	0	0	0	0	0	0	2	0	0	0
Reed	.273	4	11	0	3	1	0	0	0	0	1	0	1	2	1	0	0
Rice	.154	4	13	0	2	0	0	0	1	0	0	0	2	4	0	0	0
Romero	.000	1	0	0	0	0	0	0	0	0	0	0	0	0	0	0	0
Romine	.000	2	0	1	0	0	0	0	0	0	0	0	0	0	0	0	0
Red Sox	.206	4	126	11	26	4	0	2	10	0	2	2	1	18	23	0	1
Athletics	.299	4	137	20	41	8	0	7	20	4	0	1	0	10	35	1	3
Pitcher	W	L	ERA	G	GS	CG	SHO	SV	IP	H	R	ER	HR	HB	BB	SO	WP
Boddicker	0	1	20.25	1	1	0	0	0	2.2	8	6	6	3	0	1	2	0
Clemens	0	0	3.86	1	1	0	0	0	7.0	6	3	3	1	0	0	8	1
Gardner	0	0	5.79	1	0	0	0	0	4.2	6	3	3	0	0	2	8	0
Hurst	0	2	2.77	2	2	1	0	0	13.0	10	4	4	2	0	5	12	0
Smith	0	1	8.10	2	0	0	0	0	3.1	6	3	3	0	0	1	4	0
Smithson	0	0	0.00	1	0	0	0	0	2.1	3	0	0	0	0	0	1	0
Stanley	0	0	9.00	2	0	0	0	0	1.0	2	1	1	1	0	1	0	0
Red Sox	0	4	5.29	4	4	1	0	0	34.0	41	20	20	7	0	10	35	1
Athletics	4	0	2.00	4	4	0	0	4	36.0	26	11	8	2	1	18	23	1

RED SOX IN THE POSTSEASON, CONTINUED

1986 AMERICAN LEAGUE CHAMPIONSHIP SERIES

(Red Sox 4, Angels 3)

GAME 1 at BOSTON (Night) Tuesday, October 7

								R	H	E
California	0	4	1	0	0	0	0	3	11	0
Boston	0	0	0	0	0	1	0	0	5	1

WITT (W) and Boone
CLEMENS (L), Sambito (8), Stanley (8) and Gedman
HR—None
T—2:52; A—32,993

GAME 3 at CALIFORNIA (Night) Friday, October 10

								R	H	E
Boston	0	1	0	0	0	0	0	2	9	1
California	0	0	0	0	0	1	3	1	8	0

BOYD (L), Sambito (7), Schiraldi (8) and Gedman
CANDELARIA (W), Moore (8-SV) and Boone
HR—Schofield (1), Pettis (1)
T—2:48; A—64,206

GAME 5 at CALIFORNIA (Day) Sunday, October 12

								R	H	E
Boston	0	2	0	0	0	0	4	0	7	12
California	0	0	1	0	0	2	0	1	6	13

Hurst, Stanley (7), Sambito (9), CRAWFORD (9-W), Schiraldi (11-SV) and Gedman
Witt, Lucas (9), MOORE (9-L), Finley (11) and Boone
HR—Baylor (1), Gedman (1), Henderson (1), Boone (1), Grich (1)
T—3:54; A—64,223

GAME 7 at BOSTON (Night) Wednesday, October 15

								R	H	E
California	0	0	0	0	0	0	0	1	6	2
Boston	0	3	0	4	0	0	1	0	8	8

CANDELARIA (L), Sutton (4), Moore (8) and Boone
CLEMENS (W), Schiraldi (8) and Gedman
HR—Rice (2), Evans (1)
T—2:39; A—33,001

GAME 2 at BOSTON (Day) Wednesday, October 8

								R	H	E
California	0	0	0	1	1	0	0	0	2	11
Boston	1	1	0	0	1	0	3	3	9	13

McCASKILL (L), Lucas (8), Corbett (8) and Boone
HURST (W) and Gedman
HR—Joyer (1), Rice (1)
T—2:47; A—32,786

GAME 4 at CALIFORNIA (Night) Saturday, October 11

								R	H	E
Boston	0	0	0	0	1	0	2	0	3	6
California	0	0	0	0	0	0	3	0	4	11

Clemens, SCHIRALDI (9-L) and Gedman
Sutton, Lucas (7), Ruhle (7), Finley (8), CORBETT (8-W) and Boone, Narron (10)
HR—DeCinces (1)
T—3:50; A—64,223

GAME 6 at BOSTON (Night) Tuesday, October 14

								R	H	E
California	2	0	0	0	0	0	1	1	0	4
Boston	2	0	5	0	1	0	2	0	10	16

McCASKILL (L), Lucas (3), Corbett (4), Finley (7) and Boone, Narron (8)
BOYD (W), Stanley (8) and Gedman
HR—Downing (1)
T—3:23; A—32,998

1986 ALCS STATISTICS

Batter	AVG	G	AB	R	H	2B	3B	HR	RBI	GW	SH	SF	HB	BB	SO	SB	CS	E
Armas	.125	5	16	1	2	1	0	0	0	0	0	0	0	0	2	0	0	0
Barrett	.367	7	30	4	11	2	0	0	5	1	1	0	0	2	2	0	0	0
Baylor	.346	7	26	6	9	3	0	1	2	0	0	0	2	4	5	0	0	0
Boggs	.233	7	30	3	7	1	1	0	2	0	1	0	0	4	1	0	0	2
Buckner	.214	7	28	3	6	1	0	0	3	0	0	1	0	0	2	0	0	0
Evans	.214	7	28	2	6	1	0	1	4	1	0	0	0	3	3	0	0	0
Gedman	.357	7	28	4	10	1	0	1	6	1	0	0	1	0	4	0	0	0
Greenwell	.500	2	2	0	1	0	0	0	0	0	0	0	0	0	0	0	0	0
Henderson	.111	5	9	3	1	0	0	1	4	1	0	1	0	2	2	0	0	0
Owen	.429	7	21	5	9	0	1	0	3	0	1	0	0	2	2	1	0	5
Rice	.161	7	31	8	5	1	0	2	6	0	0	0	0	1	8	0	0	0
Romero	.000	1	2	0	0	0	0	0	0	0	0	0	0	0	0	0	0	0
Stapleton	.667	4	3	2	2	0	0	0	0	0	0	0	0	1	0	0	0	0
Red Sox	.272	7	254	41	69	11	2	6	35	4	3	2	3	19	31	1	0	7
Angels	.277	7	256	30	71	11	0	7	29	3	4	2	4	20	44	1	4	8

Pitcher	W	L	ERA	G	GS	CG	SHO	SV	IP	H	R	ER	HR	HB	BB	SO	WP
Boyd	1	1	4.61	2	2	0	0	0	13.2	17	7	7	3	1	3	8	0
Clemens	1	1	4.37	3	3	0	0	0	22.2	22	12	11	1	2	7	17	0
Crawford	1	0	0.00	1	0	0	0	0	1.2	1	0	0	0	0	2	1	0
Hurst	1	0	2.40	2	2	1	0	0	15.0	18	5	4	3	0	1	8	0
Sambito	0	0	13.50	3	0	0	0	0	0.2	1	1	1	0	0	1	0	0
Schiraldi	0	1	1.50	4	0	0	0	1	6.0	5	2	1	0	1	3	9	0
Stanley	0	0	3.18	3	0	0	0	0	5.2	7	3	2	0	0	3	1	0
Red Sox	4	3	3.58	18	7	1	0	1	65.1	71	30	26	7	4	20	44	0
Angels	3	4	3.94	22	7	1	0	1	64.0	69	41	28	6	3	19	31	1

RED SOX IN THE POSTSEASON, CONTINUED

1986 WORLD SERIES

(Mets 4, Red Sox 3)

GAME 1 at NEW YORK (Night) Saturday, October 18

	R	H	E
Boston	0	0	0
New York	0	0	0

HURST (W), Schiraldi (9-SV) and Gedman
DARLING (L), McDowell (8) and Carter

HR—None
T—2:59; A—55,076

GAME 3 at BOSTON (Night) Tuesday, October 21

	R	H	E
New York	4	0	0
Boston	0	0	0

OJEDA (W), McDowell (2) and Carter
BOYD (L), Sambito (8), Stanley (8) and Gedman

HR—Dykstra (2)
T—2:58; A—33,595

GAME 5 at BOSTON (Night) Thursday, October 23

	R	H	E
New York	0	0	0
Boston	0	1	1

GOODEN (L), Fernandez (5) and Carter
HURST (W) and Gedman

HR—Teufel (1)
T—3:09; A—34,010

GAME 7 at NEW YORK (Night) Saturday, October 27

	R	H	E
Boston	0	3	0
New York	0	0	0

Hurst, SCHIRALDI (L-7), Sambito (7), Stanley (7), Nipper (8),
Crawford (8) and Gedman

Darling, Fernandez (4), MCDOWELL (W-7), Orosco (8-SV) and
Carter

HR—Gedman (2), Evans (3), Knight (1), Strawberry (3)
T—3:11; A—55,032

GAME 2 at NEW YORK (Night) Sunday, October 19

	R	H	E
Boston	0	0	3
New York	0	0	2

Clemens, CRAWFORD (5-W), Stanley (5-7) and Gedman
GOODEN (L), Aguilera (6), Orosco (7), Fernandez (9), Sisk (9)
and Carter

HR—Henderson (2), Evans (2)
T—3:36; A—55,063

GAME 4 at BOSTON (Night) Wednesday, October 22

	R	H	E
New York	0	0	0
Boston	0	0	0

DARLING (W), McDowell (8), Orosco (5-8) and Carter

NIPPER (L), Crawford (7), Stanley (9) and Gedman
HR—Dykstra (3), Carter 2 (2)
T—3:22; A—33,902

GAME 6 at NEW YORK (Night) Saturday, October 25

	R	H	E
Boston	1	1	0
New York	0	0	0

Clemens, SCHIRALDI (L-8), Stanley (10) and Gedman
Ojeda, McDowell (7), Orosco (8), AGUILERA (W-9) and Carter

HR—Henderson (3)
T—4:02; A—55,078

1986 WORLD SERIES STATISTICS

Batter	AVG	G	AB	R	H	2B	3B	HR	RBI	GW	SH	SF	HB	BB	SO	SB	CS	E
Armas	.000	1	1	0	0	0	0	0	0	0	0	0	0	0	1	0	0	0
Barrett	.433	7	30	1	13	2	0	0	4	0	0	0	0	5	2	0	0	0
Baylor	.182	4	11	1	2	1	0	0	1	0	0	0	1	1	3	0	0	0
Boggs	.290	7	31	3	9	3	0	0	3	1	0	0	0	4	2	0	0	0
Buckner	.188	7	32	2	6	0	0	0	1	0	0	0	1	0	3	0	0	1
Evans	.308	7	26	4	8	2	0	2	9	0	0	0	0	4	3	0	0	1
Gedman	.200	7	30	1	6	1	0	1	1	0	0	0	0	0	10	0	0	2
Greenwell	.000	4	3	0	0	0	0	0	0	0	0	0	0	1	2	0	0	0
Henderson	.400	7	25	6	10	1	1	2	5	0	0	1	1	2	6	0	0	0
Owen	.300	7	20	2	6	0	0	0	2	1	1	1	0	5	6	0	0	0
Rice	.333	7	27	6	9	1	1	0	0	0	0	0	0	6	9	0	0	0
Romero	.000	3	1	0	0	0	0	0	0	0	0	0	0	0	0	0	0	0
Stapleton	.000	3	1	0	0	0	0	0	0	0	0	0	0	0	0	0	0	0
Boyd	---	1	0	0	0	0	0	0	0	0	0	0	0	0	0	0	0	0
Clemens	.000	2	4	1	0	0	0	0	0	0	1	0	0	0	1	0	0	0
Crawford	.000	3	1	0	0	0	0	0	0	0	0	0	0	0	0	0	0	0
Hurst	.000	3	3	0	0	0	0	0	0	0	2	0	0	0	3	0	0	0
Nipper	---	2	0	0	0	0	0	0	0	0	0	0	0	0	0	0	0	0
Sambito	---	2	0	0	0	0	0	0	0	0	0	0	0	0	1	0	0	0
Schiraldi	.000	3	1	0	0	0	0	0	0	0	0	0	0	0	1	0	0	0
Stanley	.000	5	1	0	0	0	0	0	0	0	0	0	0	0	1	0	0	0
Red Sox	.278	7	248	27	69	11	2	5	26	2	4	2	3	28	53	0	0	4
Mets	.271	7	240	32	65	6	0	7	29	3	6	2	1	21	43	7	2	5

RED SOX IN THE POSTSEASON, CONTINUED

1986 WORLD SERIES STATISTICS (CONT.)

Pitcher	W	L	ERA	G	GS	CG	SHO	SV	IP	H	R	ER	HR	HB	BB	SO	WP
Boyd	0	1	7.71	1	1	0	0	0	7.0	9	6	6	1	0	1	3	0
Clemens	0	0	3.18	2	2	0	0	0	11.1	9	5	4	0	0	6	11	0
Crawford	1	0	6.23	3	0	0	0	0	4.1	5	3	3	2	1	0	4	0
Hurst	2	0	1.96	3	3	1	0	0	23.0	18	5	5	1	0	6	17	0
Nipper	0	1	7.11	2	1	0	0	0	6.1	10	5	5	2	0	2	2	0
Sambito	0	0	27.00	2	0	0	0	0	0.1	2	1	1	0	0	2	0	1
Schiraldi	0	2	13.50	3	0	0	0	1	4.0	7	7	6	1	0	3	2	1
Stanley	0	0	0.00	5	0	0	0	1	6.1	5	0	0	0	0	1	4	1
Red Sox	3	4	4.31	7	7	1	1	2	62.2	65	32	30	7	1	21	43	3
Mets	4	3	3.29	7	7	0	0	2	63.0	69	27	23	5	3	28	53	3

1975 AMERICAN LEAGUE CHAMPIONSHIP SERIES

(Red Sox 3, Athletics 0)

GAME 1 at BOSTON (Day) Saturday, October 4

	R	H	E
Oakland	0	0	0
Boston	2	0	0

HOLTZMAN (L), Todd (7), Lindblad (7), Bosman (7), Abbott (8)
 and Tenace
 Tiant (W) and Fisk
 HR—None
 T—2:40; A—35,578

GAME 2 at BOSTON (Day) Sunday, October 5

	R	H	E
Oakland	2	0	0
Boston	0	0	0

Blue, Todd (4), FINGERS (5-L) and Fosse, Tenace (7)
 Cleveland, MORET (6-W), Drago (7-SV) and Fisk
 HR—Jackson (1), Yastrzemski (1), Petrocelli (1)
 T—2:27; A—35,578

GAME 3 at OAKLAND (Night) Tuesday, October 7

	R	H	E
Boston	0	0	0
Oakland	0	0	0

WISE (W), Drago (8-SV) and Fisk
 HOLTZMAN (L), Todd (5), Lindblad (5) and Tenace
 HR—None
 T—2:30; A—49,358

1975 ALCS STATISTICS

Batter	AVG	G	AB	R	H	2B	3B	HR	RBI	GW	SH	SF	HB	BB	SO	SB	CS	E	
Beniquez	.250	3	12	2	3	0	0	0	1	0	1	0	0	0	1	2	0	0	
Burleson	.444	3	9	2	4	2	0	0	1	0	1	0	0	1	0	0	0	1	
Cooper	.400	3	10	0	4	2	0	0	1	0	1	0	0	0	2	0	0	1	
Doyle	.273	3	11	3	3	0	0	0	2	0	1	1	0	0	1	0	0	1	
Evans	.100	3	10	1	1	1	0	0	0	0	0	0	0	1	2	0	0	0	
Fisk	.417	3	12	4	5	1	0	0	2	1	0	0	0	0	2	1	0	0	
Lynn	.364	3	11	1	4	1	0	0	3	0	1	0	0	0	0	0	0	1	
Petrocelli	.167	3	12	1	2	0	0	1	2	1	0	0	0	0	3	0	0	0	
Yastrzemski	.455	3	11	4	5	1	0	1	2	0	0	0	0	1	1	0	0	0	
Red Sox	.316	3	98	18	31	8	0	2	14	2	5	1	0	3	12	3	0	4	
Athletics	.194	3	98	7	19	6	0	1	7	0	0	0	0	9	14	0	0	6	
Pitcher			W	L	ERA	G	GS	CG	SHO	SV	IP	H	R	ER	HR	HB	BB	SO	WP
Cleveland			0	0	5.40	1	1	0	0	0	5.0	7	3	3	1	0	1	2	0
Drago			0	0	0.00	2	0	0	0	2	4.2	2	0	0	0	0	1	2	1
Moret			1	0	0.00	1	0	0	0	0	1.0	1	0	0	0	0	1	0	0
Tiant			1	0	0.00	1	1	1	0	0	9.0	3	1	0	0	0	3	8	0
Wise			1	0	2.45	1	1	0	0	0	7.1	6	3	2	0	0	3	2	0
Red Sox			3	0	1.67	3	3	1	0	2	27.0	19	7	5	1	0	9	14	0
Athletics			0	3	4.32	3	3	0	0	0	25.0	31	18	12	2	0	3	12	1

RED SOX IN THE POSTSEASON, CONTINUED

1975 WORLD SERIES

(Reds 4, Red Sox 3)

GAME 1 at BOSTON (Day) Saturday, October 11

	R	H	E
Cincinnati	0	0	0
Boston	0	0	0

GULLETT (L), Carroll (7), McEnaney (7) and Bench
Tiant (W) and Fisk

HR—None

T—2:27; A—35,205

GAME 3 at CINCINNATI (Night) Tuesday, October 14

	R	H	E
Boston	0	1	0
Cincinnati	0	0	0

Wise, Burton (5), Cleveland (5), WILLOUGHBY (7-L), Moret (10) and Fisk

Nolan, Darcy (5), Carroll (7), McEnaney (7), EASTWICK (9-W) and Bench

HR—Fisk (1), Carbo (1), Evans (1), Bench (1), Concepcion (1), Geronimo (1)

T—3:03; A—55,392

GAME 5 at CINCINNATI (Night) Thursday, October 16

	R	H	E
Boston	1	0	0
Cincinnati	0	0	0

CLEVELAND (L), Willoughby (6), Pole (8), Segui (8) and Fisk

GULLETT (W), Eastwick (9-SV) and Bench

HR—Perez 2 (2)

T—2:23; A—56,393

GAME 7 at BOSTON (Night) Wednesday, October 22

	R	H	E
Cincinnati	0	0	0
Boston	0	0	0

Gullett, Billingham (5), CARROLL (7-W), McEnaney (9-SV) and Bench

Lee, Moret (7), Willoughby (7), BURTON (9-L), Cleveland (9) and Fisk

HR—Perez (3)

T—2:52; A—35,205

GAME 2 at BOSTON (Day) Sunday, October 12

	R	H	E
Cincinnati	0	0	0
Boston	1	0	0

Billingham, Borbon (6), McEnaney (7), EASTWICK (9-W) and Bench
Lee, DRAGO (9-L) and Fisk

HR—None

T—2:38; A—35,205

GAME 4 at CINCINNATI (Night) Wednesday, October 15

	R	H	E
Boston	0	0	0
Cincinnati	2	0	0

Tiant (W) and Fisk

NORMAN (L), Borbon (4), Carroll (5), Eastwick (7) and Bench

HR—None

T—2:52; A—55,667

GAME 6 at BOSTON (Night) Tuesday, October 21

	R	H	E
Cincinnati	0	0	0
Boston	3	0	0

Nolan, Norman (3), Billingham (3), Carroll (5), Borbon (6),

Eastwick (8), McEnaney (9), DARC (10-L) and Bench

Tiant, Moret (8), Drago (9), WISE (12-W) and Fisk

HR—Lynn (1), Geronimo (2), Carbo (2), Fisk (2)

T—4:01; A—35,205

1975 WORLD SERIES STATISTICS

Batter	AVG	G	AB	R	H	2B	3B	HR	RBI	GW	SH	SF	HB	BB	SO	SB	CS	E
Beniquez	.125	3	8	0	1	0	0	0	1	0	0	0	0	1	1	0	0	0
Burleson	.292	7	24	1	7	1	0	0	2	1	0	0	0	4	2	0	1	1
Carbo	.429	4	7	3	3	1	0	2	4	0	0	0	0	1	1	0	0	0
Cleveland	.000	3	2	0	0	0	0	0	0	0	0	0	0	0	2	0	0	0
Cooper	.053	5	19	0	1	1	0	0	1	0	0	1	0	0	3	0	0	0
Doyle	.267	7	30	3	8	1	1	0	0	1	0	0	0	2	1	0	0	3
Evans	.292	7	24	3	7	1	1	1	5	0	1	0	1	3	4	0	1	0
Fisk	.240	7	25	5	6	0	0	2	4	1	0	0	0	7	7	0	0	2
Griffin	.000	1	1	0	0	0	0	0	0	0	0	0	0	0	0	0	0	0
Lee	.167	2	6	0	1	0	0	0	0	0	0	0	0	0	3	0	0	0
Lynn	.280	7	25	3	7	1	0	1	5	0	0	1	0	3	5	0	0	0
Miller	.000	3	2	0	0	0	0	0	0	0	0	0	0	0	0	0	0	0
Montgomery	.000	1	1	0	0	0	0	0	0	0	0	0	0	0	0	0	0	0
Petrocelli	.308	7	26	3	8	1	0	0	4	0	0	0	0	3	6	0	0	0
Tiant	.250	3	8	2	2	0	0	0	0	0	1	0	0	2	4	0	0	0
Willoughby	---	3	0	0	0	0	0	0	0	0	1	0	0	0	0	0	0	0
Wise	.000	2	2	0	0	0	0	0	0	0	0	0	0	0	0	0	0	0
Yastrzinski	.310	7	29	7	9	0	0	0	4	1	0	1	0	4	1	0	0	0
Red Sox	.251	7	239	30	60	7	2	6	30	3	4	3	1	30	40	0	2	6
Reds	.242	7	244	29	59	9	3	7	29	4	2	2	2	25	30	9	2	2

RED SOX IN THE POSTSEASON, CONTINUED

1975 WORLD SERIES STATISTICS (CONT.)

Pitcher	W	L	ERA	G	GS	CG	SHO	SV	IP	H	R	ER	HR	HB	BB	SO	WP
Burton	0	1	9.00	2	0	0	0	0	1.0	1	1	1	0	0	3	0	0
Cleveland	0	1	6.75	3	1	0	0	0	6.2	7	5	5	2	0	3	5	0
Drago	0	1	2.25	2	0	0	0	0	4.0	3	1	1	0	1	1	1	0
Lee	0	0	3.14	2	2	0	0	0	14.1	12	5	5	1	0	3	7	0
Moret	0	0	0.00	3	0	0	0	0	1.2	2	0	0	0	0	3	1	0
Pole	0	0	---	1	0	0	0	0	0.0	0	1	1	0	0	2	0	0
Segui	0	0	0.00	1	0	0	0	0	1.0	0	0	0	0	0	0	0	0
Tiant	2	0	3.60	3	3	2	1	0	25.0	25	10	10	1	0	8	12	0
Willoughby	0	1	0.00	3	0	0	0	0	6.1	3	1	0	0	1	0	2	0
Wise	1	0	8.44	2	1	0	0	0	5.1	6	5	5	3	0	2	2	0
Red Sox	3	4	3.86	7	7	2	1	0	65.1	59	29	28	7	2	25	30	0
Reds	4	3	3.88	7	7	0	0	2	65.0	60	30	28	6	1	30	40	3

1967 WORLD SERIES

(Cardinals 4, Red Sox 3)

GAME 1 at BOSTON (Day) Wednesday, October 4

									R	H	E	
St. Louis	0	0	1	0	0	0	1	0	0	2	10	0
Boston	0	0	1	0	0	0	0	0	0	1	6	0

B. GIBSON (W) and McCarver
SANTIAGO (L), Wyatt (8) and R. Gibson, Howard (9)
HR—Santiago (1)
T—2:22; A—34,796

GAME 2 at BOSTON (Day) Thursday, October 5

									R	H	E	
St. Louis	0	0	0	0	0	0	0	0	0	1	1	
Boston	0	0	0	1	0	1	3	0	x	5	9	0

HUGHES (L), Willis (6), Hoerner (7), Lamabe (7) and McCarver
LONBORG (W) and Howard
HR—Yastrzemski 2 (2)
T—2:24; A—35,188

GAME 3 at ST. LOUIS (Day) Saturday, October 7

										R	H	E
Boston	0	0	0	0	0	1	1	0	0	2	7	1
St. Louis	1	2	0	0	0	1	0	1	x	5	10	0

BELL (L), Waslewski (3), Stange (6), Osinski (8) and Howard
BRILES (W) and McCarver
HR—Shannon (1), Smith (1)
T—2:15; A—54,575

GAME 4 at ST. LOUIS (Day) Sunday, October 8

										R	H	E
Boston	0	0	0	0	0	0	0	0	0	0	5	0
St. Louis	4	0	2	0	0	0	0	0	x	6	9	0

SANTIAGO (L), Bell (1), Stephenson (3), Morehead (5), Brett (8)
and Howard, Ryan (5)
B. GIBSON (W) and McCarver
HR—None
T—2:05; A—54,575

GAME 5 at ST. LOUIS (Day) Monday, October 9

									R	H	E	
Boston	0	0	1	0	0	0	0	0	2	3	6	1
St. Louis	0	0	0	0	0	0	0	0	1	1	3	2

LONBORG (W) and Howard
CARLTON (L), Washburn (7), Willis (9), Lamabe (9) and McCarver
HR—Maris (1)
T—2:20; A—54,575

GAME 6 at BOSTON (Day) Wednesday, October 11

									R	H	E	
St. Louis	0	0	2	0	0	0	2	0	0	4	8	0
Boston	0	1	0	3	0	0	4	0	x	8	12	1

Hughes, Willis (4), Briles (5), LAMABE (7-L), Hoerner (7), Jaster (7),
Washburn (7), Woodeshick (8) and McCarver
Waslewski, WYATT (6-W), Bell (8-SV) and Howard
HR—Petrocelli 2 (2), Yastrzemski (3), Smith (2), Brock (1)
T—2:48; A—35,188

GAME 7 at BOSTON (Day) Thursday, October 12

									R	H	E	
St. Louis	0	0	2	0	2	3	0	0	0	7	10	1
Boston	0	0	0	0	1	0	0	1	0	2	3	1

B. GIBSON (W) and McCarver
LONBORG (L), Santiago (7), Morehead (9), Osinski (9), Brett (9)
and Howard, R. Gibson (9)
HR—B. Gibson (1), Javier (1)
T—2:23; A—35,188

RED SOX IN THE POSTSEASON, CONTINUED

1967 WORLD SERIES STATISTICS

Batter	AVG	G	AB	R	H	2B	3B	HR	RBI	GW	SH	SF	HB	BB	SO	SB	CS	E
Adair	.125	5	16	0	2	0	0	0	1	0	0	1	0	0	3	1	0	0
Andrews	.308	5	13	2	4	0	0	0	1	0	2	0	0	0	1	0	0	0
Foy	.133	6	15	2	2	1	0	0	1	1	1	0	0	1	5	0	0	1
Gibson	.000	2	2	0	0	0	0	0	0	0	0	0	0	0	2	0	0	0
Harrelson	.077	4	13	0	1	0	0	0	1	1	0	0	0	1	3	0	0	0
Howard	.111	7	18	0	2	0	0	0	1	0	1	0	0	1	2	0	0	0
Jones	.389	6	18	2	7	0	0	0	1	0	0	0	0	1	3	0	0	0
Lonborg	.000	3	9	0	0	0	0	0	0	0	0	0	0	0	7	0	0	0
Petrocelli	.200	7	20	3	4	1	0	2	3	0	0	1	0	3	8	0	1	2
Ryan	.000	1	2	0	0	0	0	0	0	0	0	0	0	0	1	0	0	0
Santiago	.500	3	2	1	1	0	0	1	1	0	0	0	0	0	1	0	0	0
Scott	.231	7	26	3	6	1	1	0	0	0	0	0	0	3	6	0	0	0
Siebern	.333	3	3	0	1	0	0	0	1	0	0	0	0	0	0	0	0	0
Smith	.250	7	24	3	6	1	0	2	3	0	0	0	0	2	2	0	1	0
Tartabull	.154	7	13	1	2	0	0	0	0	0	0	0	0	1	2	0	0	0
Thomas	.000	2	2	0	0	0	0	0	0	0	0	0	0	0	1	0	0	0
Waslewski	.000	2	1	0	0	0	0	0	0	0	0	0	1	0	1	0	0	0
Yastrzemski	.400	7	25	4	10	2	0	3	5	1	0	0	1	4	1	0	1	0
Red Sox	.216	7	222	21	48	6	1	8	19	3	4	2	2	17	49	1	3	4
Cardinals	.223	7	229	25	51	11	2	5	24	4	0	2	0	17	30	7	1	4

Pitcher	W	L	ERA	G	GS	CG	SHO	SV	IP	H	R	ER	HR	HB	BB	SO	WP
Bell	0	1	5.06	3	1	0	0	1	5.1	8	3	3	1	0	1	1	0
Brett	0	0	0.00	2	0	0	0	0	1.1	0	0	0	0	0	1	1	0
Lonborg	2	1	2.63	3	3	2	1	0	24.0	14	8	7	3	0	2	11	1
Morehead	0	0	0.00	2	0	0	0	0	3.1	0	0	0	0	0	4	3	0
Osinski	0	0	6.75	2	0	0	0	0	1.1	2	1	1	0	0	0	0	0
Santiago	0	2	5.59	3	2	0	0	0	9.2	16	6	6	0	0	3	6	0
Stange	0	0	0.00	1	0	0	0	0	2.0	3	1	0	0	0	0	0	0
Stephenson	0	0	9.00	1	0	0	0	0	2.0	3	2	2	0	0	1	0	1
Waslewski	0	0	2.16	2	1	0	0	0	8.1	4	2	2	0	0	2	7	0
Wyatt	1	0	4.91	2	0	0	0	0	3.2	1	2	2	1	0	3	1	0
Red Sox	3	4	3.39	7	7	2	1	1	61.0	51	25	23	5	0	17	30	2
Cardinals	4	3	2.66	7	7	4	1	0	61.0	48	21	18	8	2	17	49	2

1946 WORLD SERIES (Cardinals 4, Red Sox 3)

GAME 1 at ST. LOUIS (Day) Sunday, October 6

							R	H	E
Boston	0	1	0	0	0	1	3	9	2
St. Louis	0	0	0	1	0	1	2	7	0
Hughson, JOHNSON (9-W) and H. Wagner, Partee (9)									
POLLET (L) and Garagiola									
HR—York (1)									
T—2:39; A—36,218									

GAME 3 at BOSTON (Day) Wednesday, October 9

							R	H	E
St. Louis	0	0	0	0	0	0	0	6	1
Boston	3	0	0	0	0	1	4	8	0
DICKSON (L), Wilks (8) and Garagiola									
FERRISS (W) and H. Wagner									
HR—York (2)									
T—1:54; A—34,500									

GAME 2 at ST. LOUIS (Day) Monday, October 7

							R	H	E
Boston	0	0	0	0	0	0	0	4	1
St. Louis	0	0	1	0	2	0	0	6	0
HARRIS (L), Dobson (8) and Partee, H. Wagner (6)									
BRECHEEN (W) and Rice									
HR—None									
T—1:56; A—35,815									

GAME 4 at BOSTON (Day) Thursday, October 10

							R	H	E
St. Louis	0	3	3	0	1	0	1	0	4
Boston	0	0	0	1	0	0	3	9	4
MUNGER (W) and Garagiola									
HUGHSON (L), Bagby (3), Zuber (6), Brown (8), Ryba (9),									
Dreisewerd (9) and H. Wagner									
HR—Slaughter (1), Doerr (1)									
T—2:31; A—35,645									

RED SOX IN THE POSTSEASON, CONTINUED

1946 WORLD SERIES (CONT.)

GAME 5 at BOSTON (Day) Friday, October 11

	R	H	E
St. Louis	0	1	0
Boston	1	1	0

Pollet, BRAZLE (L), Beazley (8) and Garagiola
DOBSON (W) and Partee
HR—Culberson (1)
T—2:23; A—35,982

GAME 6 at ST. LOUIS (Day) Sunday, October 13

	R	H	E
Boston	0	0	0
St. Louis	0	0	3

HARRIS (L), Hughson (3), Johnson (8) and Partee
BRECHEEN (W) and Rice
HR—None
T—1:56; A—35,768

GAME 7 at ST. LOUIS (Day) Tuesday, October 15

	R	H	E
Boston	1	0	0
St. Louis	0	1	0

Ferriss, Dobson (5), KLINGER (8-L), Johnson (8) and H. Wagner,
Partee (8)
Dickson, BRECHEEN (8-W) and Garagiola, Rice (8)
HR—None
T—2:17; A—36,143

1946 WORLD SERIES STATISTICS

Batter	AVG	G	AB	R	H	2B	3B	HR	RBI	GW	SH	SF	HB	BB	SO	SB	CS	E	
Bagby Jr.	.000	1	1	0	0	0	0	0	0	0	0	0	0	0	0	0	0	0	
Campbell	---	1	0	0	0	0	0	0	0	0	0	0	0	0	0	0	0	0	
Culberson	.222	5	9	1	2	0	0	1	1	0	0	0	0	1	2	1	0	0	
DiMaggio	.259	7	27	2	7	3	0	0	3	0	1	0	0	2	2	0	0	0	
Dobson	.000	3	3	0	0	0	0	0	0	0	1	0	0	0	2	0	0	0	
Doerr	.409	6	22	1	9	1	0	1	3	0	0	0	0	2	2	0	0	0	
Ferriss	.000	2	6	0	0	0	0	0	0	0	0	0	0	0	1	0	0	0	
Gutteridge	.400	3	5	1	2	0	0	0	1	1	0	0	0	0	0	0	0	0	
Harris	.333	2	3	0	1	0	0	0	0	0	0	0	0	0	1	0	0	0	
Higgins	.208	7	24	1	5	1	0	0	2	0	0	0	0	2	0	0	0	2	
Hughson	.333	3	3	0	1	0	0	0	0	0	0	0	0	1	0	0	0	1	
Johnson	.000	3	1	0	0	0	0	0	0	0	0	0	0	0	0	0	0	0	
McBride	.167	5	12	0	2	0	0	0	1	0	0	0	0	0	1	0	0	1	
Metkovich	.500	2	2	1	1	1	0	0	0	0	0	0	0	0	0	0	0	0	
Moses	.417	4	12	1	5	0	0	0	0	0	0	0	0	1	2	0	0	0	
Partee	.100	5	10	1	1	0	0	0	1	0	0	0	0	1	2	0	0	0	
Pesky	.233	7	30	2	7	0	0	0	0	0	0	0	0	1	3	1	1	4	
Russell	1.000	2	2	1	2	0	0	0	0	0	0	0	0	0	0	0	0	0	
Wagner	.000	5	13	0	0	0	0	0	0	0	1	0	0	0	1	0	0	0	
Williams	.200	7	25	2	5	0	0	0	1	0	0	0	0	5	5	0	0	0	
York	.261	7	23	6	6	1	1	2	5	2	0	0	1	6	4	0	0	1	
Red Sox	.240	7	233	20	56	7	1	4	18	3	3	0	1	22	28	2	1	10	
Cardinals	.259	7	232	28	60	19	2	1	27	4	8	0	2	19	30	3	3	4	
Pitcher			W	L	ERA	G	GS	CG	SHO	SV	IP	H	R	ER	HR	HB	BB	SO	WP
Bagby Jr.			0	0	3.00	1	0	0	0	0	3.0	6	1	1	0	0	1	1	0
Brown			0	0	27.00	1	0	0	0	0	1.0	4	3	3	0	0	1	0	0
Dobson			1	0	0.00	3	1	1	0	0	12.2	4	3	0	0	1	3	10	0
Dreisewerd			0	0	0.00	1	0	0	0	0	0.1	0	0	0	0	0	0	0	0
Ferriss			1	0	2.03	2	2	1	1	0	13.1	13	3	3	0	0	2	4	0
Harris			0	2	3.72	2	2	0	0	0	9.2	11	6	4	0	0	4	5	0
Hughson			0	1	3.14	3	2	0	0	0	14.1	14	8	5	1	1	3	8	0
Johnson			1	0	2.70	3	0	0	0	0	3.1	1	1	1	0	0	2	1	0
Klinger			0	1	13.50	1	0	0	0	0	0.2	2	1	1	0	0	1	0	0
Ryba			0	0	13.50	1	0	0	0	0	0.2	2	1	1	0	0	1	0	0
Zuber			0	0	4.50	1	0	0	0	0	2.0	3	1	1	0	0	1	1	0
Red Sox			3	4	2.95	7	7	2	1	0	61.0	60	28	20	1	2	19	30	0
Cardinals			4	3	2.32	7	7	4	1	0	62.0	56	20	16	4	1	22	28	1

RED SOX IN THE POSTSEASON, CONTINUED

1918 WORLD SERIES

(Red Sox 4, Cubs 2)

GAME 1 at CHICAGO (Day) Thursday, September 5

							R	H	E
Boston	0	0	0	1	0	0	0	5	0
Chicago	0	0	0	0	0	0	0	6	0

RUTH (W) and Agnew
VAUGHN (L) and Killefer
HR—None
T—1:50; A—19,274

GAME 2 at CHICAGO (Day) Friday, September 6

							R	H	E
Boston	0	0	0	0	0	0	0	6	1
Chicago	0	3	0	0	0	0	0	7	0

BUSH (L) and Agnew, Schang (8)
TYLER (W) and Killefer
HR—None
T—1:58; A—20,040

GAME 3 at CHICAGO (Day) Saturday, September 7

							R	H	E
Boston	0	0	0	2	0	0	2	7	0
Chicago	0	0	0	0	1	0	1	7	1

MAYS (W) and Schang
VAUGHN (L) and Killefer
HR—None
T—1:57 A—27,054

GAME 4 at BOSTON (Day) Monday, September 9

							R	H	E
Chicago	0	0	0	0	0	0	2	7	1
Boston	0	0	0	2	0	0	0	4	0

Tyler, DOUGLAS (8-L) and Killefer
RUTH (W), Bush (9-SV) and Agnew, Schang (8)
HR—None
T—1:50; A—22,183

GAME 5 at BOSTON (Day) Tuesday, September 10

							R	H	E
Chicago	0	0	1	0	0	0	3	7	0
Boston	0	0	0	0	0	0	0	5	0

VAUGHN (W) and Killefer
JONES (L) and Agnew, Schang (9)
HR—None
T—1:42; A—24,694

GAME 6 at BOSTON (Day) Wednesday, September 11

							R	H	E
Chicago	0	0	0	1	0	0	1	3	2
Boston	0	0	2	0	0	0	2	5	0

TYLER (L), Hendrix (8) and Killefer, O'Farrell (8)
MAYS (W) and Schang
HR—None
T—1:46; A—15,238

1918 WORLD SERIES STATISTICS

Batter	AVG	G	AB	R	H	2B	3B	HR	RBI	GW	SH	SF	HB	BB	SO	SB	CS	E	
Agnew	.000	4	9	0	0	0	0	0	0	0	0	0	0	0	0	0	0	0	
Bush	.000	2	2	0	0	0	0	0	0	0	0	0	0	1	0	0	0	0	
Dubuc	.000	1	1	0	0	0	0	0	0	0	0	0	0	0	1	0	0	0	
Hoopner	.200	6	20	0	4	0	0	0	0	0	2	0	0	2	2	0	2	0	
Jones	.000	1	1	0	0	0	0	0	0	0	0	0	0	1	0	0	0	0	
Mays	.200	2	5	1	1	0	0	0	0	0	0	0	0	1	0	0	0	0	
McInnis	.250	6	20	2	5	0	0	0	1	1	1	0	0	1	1	0	0	0	
Miller	.000	1	1	0	0	0	0	0	0	0	0	0	0	0	0	0	0	0	
Ruth	.200	3	5	0	1	0	1	0	2	0	1	0	0	0	2	0	0	0	
Schang	.444	5	9	1	4	0	0	0	1	1	0	0	0	2	3	1	1	0	
Scott	.100	6	20	0	2	0	0	0	1	0	1	0	0	1	1	0	0	0	
Shean	.211	6	19	2	4	1	0	0	0	0	1	0	0	4	3	1	0	0	
Strunk	.174	6	23	1	4	1	1	0	0	0	1	0	0	0	5	0	1	0	
Thomas	.118	6	17	0	2	0	0	0	0	0	1	0	0	1	2	0	0	0	
Whiteman	.250	6	20	2	5	0	1	0	1	0	0	0	1	2	1	1	0	1	
Red Sox	.186	6	172	9	32	2	3	0	6	2	8	0	1	16	21	3	4	1	
Cubs	.210	6	176	10	37	5	1	0	10	2	4	0	2	18	14	3	5	5	
Pitcher			W	L	ERA	G	GS	CG	SHO	SV	IP	H	R	ER	HR	HB	BB	SO	WP
Bush			0	1	3.00	2	1	1	0	1	9.0	7	3	3	0	0	3	0	0
Jones			0	1	3.00	1	1	1	0	0	9.0	7	3	3	0	0	5	5	0
Mays			2	0	1.00	2	2	2	0	0	18.0	10	2	2	0	1	3	5	0
Ruth			2	0	1.06	2	2	1	1	0	17.0	13	2	2	0	1	7	4	1
Red Sox			4	2	1.70	6	6	5	1	1	53.0	37	10	10	0	2	18	14	1
Cubs			2	4	1.04	6	6	4	1	0	52.0	32	9	6	0	1	16	21	0

RED SOX IN THE POSTSEASON, CONTINUED

1916 WORLD SERIES

(Red Sox 4, Brooklyn Robins 1)

GAME 1 at BOSTON, Braves Field (Day) Saturday, October 7

												R	H	E
Brooklyn	0	0	0	1	0	0	0	4				5	10	4
Boston	0	0	1	0	1	0	3	1	x			6	8	1

MARQUARD (L), Pfeffer (8) and Meyers
SHORE (W), Mays (9) and Cady, Thomas (9)
HR—None
T—2:16; A—36,117

GAME 2 at BOSTON, Braves Field (Day) Monday, October 9

														R	H	E
Brooklyn	1	0	0	0	0	0	0	0	0	0	0	0	0	1	6	2
Boston	0	0	1	0	0	0	0	0	0	0	0	0	1	2	7	1

S.SMITH (L) and Meyers
RUTH (W) and Thomas
HR—Myers (1)
T—2:32; A—41,373

GAME 3 at BROOKLYN (Day) Tuesday, October 10

												R	H	E
Boston	0	0	0	0	2	1	0	0				3	7	1
Brooklyn	0	0	1	2	0	0	0	x				4	10	0

MAYS (L), Foster (6) and Thomas
COOMBS (W), Pfeffer (7) and Miller
HR—Gardner (1)
T—2:01; A—21,087

GAME 4 at BROOKLYN (Day) Wednesday, October 11

													R	H	E
Boston	0	3	0	1	1	0	1	0	0	6	10	1			
Brooklyn	2	0	0	0	0	0	0	0	0	2	5	4			

LEONARD (W) and Carrigan
MARQUARD (L), Cheney (5), Rucker (8) and Meyers
HR—Gardner (2)
T—2:30; A—21,662

GAME 5 at BOSTON, Braves Field (Day) Thursday, October 12

												R	H	E
Brooklyn	0	1	0	0	0	0	0	0				1	3	3
Boston	0	1	2	0	1	0	0	0	x			4	7	2

PFEFFER (L), Dell (8) and Meyers
SHORE (W) and Cady
HR—None
T—1:43; A—42,620

1916 WORLD SERIES STATISTICS

Batter	AVG	G	AB	R	H	2B	3B	HR	RBI	GW	SH	SF	HB	BB	SO	SB	CS	E	
Cady	.250	2	4	1	1	0	0	0	0	0	0	0	0	3	0	0	0	0	
Carrigan	.667	1	3	0	2	0	0	0	1	0	1	0	0	0	1	0	1	0	
Foster	.000	1	1	0	0	0	0	0	0	0	0	0	0	0	1	0	0	0	
Gainer	1.000	1	1	0	1	0	0	0	1	1	0	0	0	0	0	0	0	0	
Gardner	.176	5	17	2	3	0	0	2	6	1	1	1	0	0	2	0	0	2	
Henriksen	---	1	0	1	0	0	0	0	0	0	0	0	0	1	0	0	0	0	
Hoblitzell	.235	5	17	3	4	1	1	0	2	0	0	0	0	6	0	0	0	0	
Hooper	.333	5	21	6	7	1	1	0	1	0	0	0	0	3	1	1	2	0	
Janvrin	.217	5	23	2	5	3	0	0	1	0	1	0	0	0	6	0	1	2	
Leonard	.000	1	3	0	0	0	0	0	0	0	0	0	0	1	3	0	0	0	
Lewis	.353	5	17	3	6	2	1	0	1	0	4	0	0	2	1	0	0	0	
Mays	.000	2	1	0	0	0	0	0	0	0	0	0	0	0	1	0	0	0	
McNally	---	1	0	1	0	0	0	0	0	0	0	0	0	0	0	0	0	0	
Ruth	.000	1	5	0	0	0	0	0	1	0	0	0	0	0	2	0	0	0	
Scott	.125	5	16	1	2	0	1	0	1	0	1	1	0	1	1	0	0	2	
Shore	.000	2	7	0	0	0	0	0	0	0	0	0	0	0	2	0	0	0	
Shorten	.571	2	7	0	4	0	0	0	2	0	1	0	0	0	1	0	2	0	
Thomas	.143	3	7	0	1	0	1	0	0	0	1	0	0	0	1	0	0	0	
Walker	.273	3	11	1	3	0	1	0	1	1	0	0	0	1	2	0	1	0	
Walsh	.000	1	3	0	0	0	0	0	0	0	0	0	0	0	0	0	0	0	
Red Sox	.238	5	164	21	39	7	6	2	18	3	10	2	0	18	25	1	7	6	
Robins	.200	5	170	13	34	2	5	1	11	1	6	0	2	14	19	1	3	13	
Pitcher			W	L	ERA	G	GS	CG	SHO	SV	IP	H	R	ER	HR	HB	BB	SO	WP
Foster			0	0	0.00	1	0	0	0	0	3.0	3	0	0	0	0	0	1	0
Leonard			1	0	1.00	1	1	1	0	0	9.0	5	2	1	0	0	4	3	1
Mays			0	1	5.06	2	1	0	0	1	5.1	8	4	3	0	1	3	2	0
Ruth			1	0	0.64	1	1	1	0	0	14.0	6	1	1	1	0	3	4	0
Shore			2	0	1.53	2	2	1	0	0	17.2	12	6	3	0	1	4	9	0
Red Sox			4	1	1.47	5	5	3	0	1	49.0	34	13	8	1	2	14	19	1
Robins			1	4	2.85	5	5	1	0	1	47.1	39	21	15	2	0	18	25	2

RED SOX IN THE POSTSEASON, CONTINUED

1915 WORLD SERIES

(Red Sox 4, Phillies 1)

GAME 1 at PHILADELPHIA (Day) Friday, October 8

								R	H	E
Boston	0	0	0	0	0	0	1	0	8	1
Philadelphia	0	0	0	1	0	0	2	x	3	5

SHORE (L) and Cady
ALEXANDER (W) and Burns
HR—None
T—1:58; A—19,343

GAME 2 at PHILADELPHIA (Day) Saturday, October 9

								R	H	E
Boston	1	0	0	0	0	0	0	0	1	2
Philadelphia	0	0	0	0	1	0	0	0	1	3

FOSTER (W) and Thomas, Cady (7)
MAYER (L) and Burns
HR—None
T—2:05; A—20,306

GAME 3 at BOSTON, Braves Field (Day) Monday, October 11

								R	H	E
Philadelphia	0	0	1	0	0	0	0	0	1	3
Boston	0	0	0	1	0	0	0	0	1	2

ALEXANDER (L) and Burns
LEONARD (W) and Carrigan
HR—None
T—1:48; A—42,300

GAME 4 at BOSTON, Braves Field (Day) Tuesday, October 12

								R	H	E
Philadelphia	0	0	0	0	0	0	0	1	7	0
Boston	0	0	1	0	0	1	0	0	x	2

CHALMERS (L) and Burns
SHORE (W) and Cady
HR—None
T—2:05; A—41,096

GAME 5 at PHILADELPHIA (Day) Wednesday, October 13

								R	H	E
Boston	0	1	1	0	0	0	0	2	1	5
Philadelphia	2	0	0	2	0	0	0	0	0	4

FOSTER (W) and Thomas, Cady (6)
Mayer, RIXEY (3-L) and Burns
HR—Hooper 2 (2), Lewis (1), Luderus (1)
T—2:15; A—20,306

1915 WORLD SERIES STATISTICS

Batter	AVG	G	AB	R	H	2B	3B	HR	RBI	GW	SH	SF	HB	BB	SO	SB	CS	E
Barry	.176	5	17	1	3	0	0	0	1	0	0	0	0	1	2	0	0	1
Cady	.333	4	6	0	2	0	0	0	0	0	1	0	0	1	2	0	0	0
Carrigan	.000	1	2	0	0	0	0	0	0	0	0	0	0	1	1	0	0	0
Foster	.500	2	8	0	4	1	0	0	1	1	0	0	0	0	2	0	0	0
Gainer	.333	1	3	1	1	0	0	0	0	0	0	0	0	0	0	0	0	0
Gardner	.235	5	17	2	4	0	1	0	0	0	1	0	0	1	0	0	0	0
Henriksen	.000	2	2	0	0	0	0	0	0	0	0	0	0	0	0	0	0	0
Hoblitzell	.313	5	16	1	5	0	0	0	1	0	0	1	0	0	1	1	1	1
Hooper	.350	5	20	4	7	0	0	2	3	2	0	0	1	2	4	0	0	1
Janvrin	.000	1	1	0	0	0	0	0	0	0	0	0	0	0	0	0	0	0
Leonard	.000	1	3	0	0	0	0	0	0	0	0	0	0	0	2	0	0	0
Lewis	.444	5	18	1	8	1	0	1	5	1	1	0	0	1	4	0	1	0
Ruth	.000	1	1	0	0	0	0	0	0	0	0	0	0	0	0	0	0	0
Scott	.056	5	18	0	1	0	0	0	0	0	2	0	0	0	3	0	0	0
Shore	.200	2	5	0	1	0	0	0	0	0	1	0	0	0	3	0	0	1
Speaker	.294	5	17	2	5	0	1	0	0	0	0	0	0	4	1	0	3	0
Thomas	.200	2	5	0	1	0	0	0	0	0	0	0	0	0	0	0	0	0
Red Sox	.264	5	159	12	42	2	2	3	11	4	6	1	1	11	25	1	5	4
Phillies	.182	5	148	10	27	4	1	1	9	1	5	0	2	10	25	2	6	3
Pitcher		W	L	ERA	G	GS	CG	SHO	SV	IP	H	R	ER	HR	HB	BB	SO	WP
Foster		2	0	2.00	2	2	2	0	0	18.0	12	5	4	1	2	2	13	0
Leonard		1	0	1.00	1	1	1	0	0	9.0	3	1	1	0	0	0	6	0
Shore		1	1	2.12	2	2	2	0	0	17.0	12	4	4	0	0	8	6	0
Red Sox		4	1	1.84	5	5	5	0	0	44.0	27	10	9	1	2	10	25	0
Phillies		1	4	2.27	5	5	4	0	0	43.2	42	12	11	3	1	11	25	0

RED SOX IN THE POSTSEASON, CONTINUED

1912 WORLD SERIES

(Red Sox 4, New York Giants 3)

GAME 1 at NEW YORK (Day) Tuesday, October 8

											R	H	E
Boston	0	0	0	0	0	1	3	0	0		4	6	1
New York	0	0	2	0	0	0	0	0	1		3	8	1

WOOD (W) and Cady
TESREAU (L), Crandall (8) and Meyers
HR—None
T—2:10; A—35,730

GAME 3 at BOSTON, Fenway Park (Day) Thursday, October 10

											R	H	E
New York	0	1	0	0	1	0	0	0	0		2	7	1
Boston	0	0	0	0	0	0	0	0	1		1	7	0

MARQUARD (W) and Meyers
O'BRIEN (L), Bedient (9) and Carrigan, Cady (9)
HR—None
T—2:16; A—34,624

GAME 5 at BOSTON, Fenway Park (Day) Saturday, October 12

											R	H	E
New York	0	0	0	0	0	0	1	0	0		1	3	1
Boston	0	0	2	0	0	0	0	0	x		2	5	1

MATHEWSON (L) and Meyers
BEDIENT (W) and Cady
HR—None
T—1:43; A—34,683

GAME 7 at BOSTON, Fenway Park (Day) Tuesday, October 15

											R	H	E
New York	6	1	0	0	0	2	1	0	1		11	16	4
Boston	0	1	0	0	0	0	2	1	0		4	9	3

TESREAU (W) and Meyers, Wilson (7)
WOOD (L), Hall (2) and Cady
HR—Doyle (1), Gardner (1)
T—2:21; A—32,694

GAME 2 at BOSTON, Fenway Park (Day) Wednesday, October 9

											R	H	E
New York	0	1	0	1	0	0	3	0	1	0	6	11	5
Boston	3	0	0	0	1	0	0	1	0	1	6	10	1

Mathewson and Meyers, Wilson (10)
Collins, Hall (8), Bedient (11) and Carrigan
HR—None
T—2:38; A—30,148 (Game called at end of 11th inning due to darkness)

GAME 4 at NEW YORK (Day) Friday, October 11

											R	H	E
Boston	0	1	0	1	0	0	0	0	1		3	8	1
New York	0	0	0	0	0	0	1	0	0		1	9	1

WOOD (W) and Cady
TESREAU (L), Ames (8) and Meyers
HR—None
T—2:06; A—36,502

GAME 6 at NEW YORK (Day) Monday, October 14

											R	H	E
Boston	0	2	0	0	0	0	0	0	0		2	7	2
New York	5	0	0	0	0	0	0	0	x		5	11	2

O'BRIEN (L), Collins (2) and Cady
MARQUARD (W) and Meyers
HR—None
T—1:58; A—30,622

GAME 8 at BOSTON, Fenway Park (Day) Wednesday, October 16

											R	H	E
New York	0	0	1	0	0	0	0	0	0	1	2	9	2
Boston	0	0	0	0	0	1	0	0	2		3	8	5

MATHEWSON (L) and Meyers
Bedient, WOOD (8-W) and Cady
HR—None
T—2:39; A—17,034

1912 WORLD SERIES STATISTICS

Batter	AVG	G	AB	R	H	2B	3B	HR	RBI	GW	SH	SF	HB	BB	SO	SB	CS	E
Ball	.000	1	1	0	0	0	0	0	0	0	0	0	0	0	1	0	0	0
Bedient	.000	4	6	0	0	0	0	0	0	0	0	0	0	0	0	0	0	0
Cady	.136	7	22	1	3	0	0	0	0	1	0	1	0	0	3	0	0	1
Carrigan	.000	2	7	0	0	0	0	0	0	0	0	0	0	0	0	0	0	0
Collins	.000	2	5	0	0	0	0	0	0	0	0	0	0	0	2	0	0	0
Engle	.333	3	3	1	1	1	0	0	2	0	0	0	0	0	0	0	0	0
Gardner	.179	8	28	4	5	2	1	1	5	1	2	1	1	2	5	0	0	4
Hall	.750	2	4	0	3	1	0	0	0	0	0	0	0	1	0	0	0	1
Henriksen	1.000	2	1	0	1	1	0	0	1	0	0	0	0	0	0	0	0	0
Hooper	.290	8	31	3	9	2	1	0	2	0	1	1	0	4	4	2	1	0
Lewis	.188	8	32	4	6	3	0	0	1	0	0	0	0	2	2	0	0	1
O'Brien	.000	2	2	0	0	0	0	0	0	0	0	0	0	0	2	0	0	0
Speaker	.300	8	30	4	9	1	2	0	2	0	0	0	0	4	2	1	1	2
Stahl	.250	8	32	3	8	2	0	0	2	0	1	0	0	0	6	2	2	1
Wagner	.167	8	30	1	5	1	0	0	0	0	0	0	0	3	6	1	0	3
Wood	.286	4	7	1	2	0	0	0	1	0	0	0	0	1	0	0	0	0
Yerkes	.250	8	32	3	8	0	2	0	4	2	1	0	0	2	3	0	0	1
Red Sox	.220	8	273	25	60	14	6	1	21	3	6	2	1	19	36	6	4	14
Giants	.270	8	274	31	74	14	4	1	25	2	4	3	3	22	39	12	10	16

RED SOX IN THE POSTSEASON, CONTINUED

1912 WORLD SERIES STATISTICS (CONT.)

Pitcher	W	L	ERA	G	GS	CG	SHO	SV	IP	H	R	ER	HR	HB	BB	SO	WP
Bedient	1	0	0.50	4	2	1	0	0	18.0	10	2	1	0	2	7	7	0
Collins	0	0	1.88	2	1	0	0	0	14.1	14	5	3	0	0	0	6	0
Hall	0	0	3.38	2	0	0	0	0	10.2	11	6	4	1	0	9	1	0
O'Brien	0	2	5.00	2	2	0	0	0	9.0	12	7	5	0	0	3	4	0
Wood	3	1	3.68	4	3	2	0	0	22.0	27	11	9	0	1	3	21	0
Red Sox	4	3	2.68	8	8	3	0	0	74.0	74	31	22	1	3	22	39	0
Giants	3	4	1.71	8	8	6	0	0	73.2	60	25	14	1	1	19	36	3

1903 WORLD SERIES

(Boston Americans 5, Pirates 3)

GAME 1

at BOSTON, Huntington Ave. Grounds (Day)
Thursday, October 1

							R	H	E
Pittsburg	4	0	1	1	0	0	1	0	4
Boston	0	0	0	0	0	0	3	6	2

PHILLIPPE (W) and Phelps

YOUNG (L) and Criger

HR—Sebring (1)

T—1:55; A—16,242

GAME 3

at BOSTON, Huntington Ave. Grounds (Day)
Saturday, October 3

							R	H	E
Pittsburg	0	1	2	0	0	0	4	7	0
Boston	0	0	0	1	0	0	2	4	2

PHILLIPPE (W) and Phelps

HUGHES (L), Young (3) and Criger

HR—None

T—1:50; A—18,801

GAME 5

at PITTSBURG (Day)
Wednesday, October 7

							R	H	E
Boston	0	0	0	0	0	6	11	14	2
Pittsburg	0	0	0	0	0	0	2	6	4

YOUNG (W) and Criger

KENNEDY (L), Thompson (8) and Phelps

HR—None

T—2:00; A—12,322

GAME 7

at PITTSBURG (Day)
Saturday, October 10

							R	H	E
Boston	2	0	0	2	0	2	7	10	4
Pittsburg	0	0	0	1	0	1	3	12	3

PHILLIPPE (L) and Phelps

YOUNG (W) and Criger

HR—None

T—1:45; A—17,038

GAME 2

at BOSTON, Huntington Ave. Grounds (Day)
Friday, October 2

							R	H	E
Pittsburg	0	0	0	0	0	0	0	3	2
Boston	2	0	0	0	0	1	0	9	0

LEEVEER (L), Veil (2) and Smith

Dinneen (W) and Criger

HR—Dougherty 2 (2)

T—1:47; A—9,415

GAME 4

at PITTSBURG (Day)
Tuesday, October 6

							R	H	E
Boston	0	0	0	0	1	0	4	9	1
Pittsburg	1	0	0	0	1	0	5	12	1

Dinneen (L) and Criger

PHILLIPPE (W) and Phelps

HR—None

T—1:30; A—7,600

GAME 6

at PITTSBURG (Day)
Thursday, October 8

							R	H	E
Boston	0	0	3	0	2	0	6	10	1
Pittsburg	0	0	0	0	0	0	3	10	3

DINNEEN (W) and Criger

LEEVEER (L) and Phelps

HR—None

T—2:02; A—11,556

GAME 8

at BOSTON, Huntington Ave. Grounds (Day)
Tuesday, October 13

							R	H	E
Pittsburg	0	0	0	0	0	0	0	4	3
Boston	0	0	0	2	0	1	0	8	0

PHILLIPPE (L) and Phelps

Dinneen (W) and Criger

HR—None

T—1:35; A—7,455

RED SOX IN THE POSTSEASON, CONTINUED

1903 WORLD SERIES STATISTICS

Batter	AVG	G	AB	R	H	2B	3B	HR	RBI	GW	SH	SF	HB	BB	SO	SB	CS	E
Collins	.250	8	36	5	9	1	2	0	1	1	0	0	0	1	1	3	0	1
Criger	.231	8	26	1	6	0	0	0	4	0	1	0	0	2	3	0	0	3
Dinneen	.182	4	11	1	2	0	0	0	0	0	1	0	0	2	2	0	0	0
Dougherty	.235	8	34	3	8	0	2	2	5	1	0	0	1	2	6	0	0	1
Farrell	.000	2	2	0	0	0	0	0	1	0	0	0	0	0	0	0	0	0
Ferris	.290	8	31	3	9	0	1	0	5	1	1	0	1	0	6	0	0	2
Freeman	.281	8	32	6	9	0	3	0	4	0	0	0	0	2	2	0	1	0
LaChance	.222	8	27	5	6	2	1	0	4	1	3	0	0	3	2	0	0	3
O'Brien	.000	2	2	0	0	0	0	0	0	0	0	0	0	0	1	0	0	0
Parent	.281	8	32	8	9	0	3	0	4	0	0	0	1	1	1	0	0	3
Stahl	.303	8	33	6	10	1	3	0	3	1	0	0	0	1	2	2	1	0
Young	.133	4	15	1	2	0	1	0	3	0	0	0	0	0	3	0	0	1
Red Sox	.249	8	281	39	70	4	16	2	34	5	6	0	3	14	29	5	2	14
Pirates	.237	8	270	24	64	7	9	1	22	3	3	0	1	14	45	9	4	19

Pitcher	W	L	ERA	G	GS	CG	SHO	SV	IP	H	R	ER	HR	HB	BB	SO	WP
Dinneen	3	1	2.06	4	4	4	2	0	35.0	29	8	8	0	0	8	28	0
Hughes	0	1	9.00	1	1	0	0	0	2.0	4	2	2	0	0	2	0	0
Young	2	1	1.85	4	3	3	0	0	34.0	31	14	7	1	1	4	17	0
Red Sox	5	3	2.15	8	8	7	2	0	71.0	64	24	17	1	1	14	45	0
Pirates	3	5	3.34	8	8	6	0	0	70.0	70	39	26	2	3	14	29	1

RED SOX CAREER POSTSEASON RECORDS

INDIVIDUAL BATTING

Most Series Played	14, Jason Varitek (1998, 1999, 2003, 2004, 2005, 2007, 2008)
Most Games	63, Jason Varitek (1998, 1999, 2003, 2004, 2005, 2007, 2008)
Highest Batting Average (Min. 75 PA)	.369, Carl Yastrzemski (1967, 1975)
Highest On-Base Percentage (Min. 75 PA)	.447, Carl Yastrzemski (1967, 1975)
Highest Slugging Percentage (Min. 75 PA)	.639, John Valentin (1995, 1998, 1999)
Most Plate Appearances	260, David Ortiz (2003, 2004, 2005, 2007, 2008, 2009)
Most At-Bats	228, Jason Varitek (1998, 1999, 2003, 2004, 2005, 2007, 2008)
Most Runs Scored	39, David Ortiz (2003, 2004, 2005, 2007, 2008, 2009)
Most Hits	61, David Ortiz (2003, 2004, 2005, 2007, 2008, 2009)
Most Extra-Base Hits	29, David Ortiz (2003, 2004, 2005, 2007, 2008, 2009)
Most Total Bases	116, David Ortiz (2003, 2004, 2005, 2007, 2008, 2009)
Most Singles	36, Manny Ramirez (2003, 2004, 2005, 2007)
Most Doubles	15, David Ortiz (2003, 2004, 2005, 2007, 2008, 2009)
Most Triples	3, Buck Freeman (1903); Freddy Parent (1903); Tris Speaker (1912, 1915); Chick Stahl (1903)
Most Home Runs	12, David Ortiz (2003, 2004, 2005, 2007, 2008, 2009)
Most Runs Batted In	43, David Ortiz (2003, 2004, 2005, 2007, 2008, 2009)
Most Bases on Balls	41, David Ortiz (2003, 2004, 2005, 2007, 2008, 2009)
Most Strikeouts	56, Jason Varitek (1998, 1999, 2003, 2004, 2005, 2007, 2008)
Most Stolen Bases	8, Johnny Damon (2003, 2004, 2005)

INDIVIDUAL PITCHING

Most Series Played	10, Tim Wakefield (1995, 1998, 1999, 2003, 2004, 2005, 2007, 2008)
Lowest ERA (Min. 15.0 IP)	0.50, Hugh Bedient, (1912)
Most Games	28, Mike Timlin (2003, 2004, 2005, 2007, 2008)
Most Games Started	11, Pedro Martinez (1998, 1999, 2003, 2004)
Most Saves	7, Jonathan Papelbon (2005, 2007, 2008, 2009)
Most Wins	6, Pedro Martinez (1998, 1999, 2003, 2004); Curt Schilling (2004, 2007)
Most Losses	7, Tim Wakefield (1995, 1998, 1999, 2003, 2004, 2005, 2007, 2008)
Most Innings Pitched	79.1, Pedro Martinez (1998, 1999, 2003, 2004)
Most Runs Allowed	50, Tim Wakefield (1995, 1998, 1999, 2003, 2004, 2005, 2007, 2008)
Most Earned Runs Allowed	48, Tim Wakefield (1995, 1998, 1999, 2003, 2004, 2005, 2007, 2008)
Most Hits Allowed	63, Pedro Martinez (1998, 1999, 2003, 2004)
Most Base on Balls Allowed	33, Tim Wakefield (1995, 1998, 1999, 2003, 2004, 2005, 2007, 2008)
Most Strikeouts	80, Pedro Martinez (1998, 1999, 2003, 2004)

DIVISION SERIES RECORDS

INDIVIDUAL BATTING

Most Series Played.....	7, Jason Varitek (1998, 1999, 2003, 2004, 2005, 2007, 2008)
Most Games, Career.....	24, Jason Varitek (1998, 1999, 2003, 2004, 2005, 2007, 2008)
Highest Batting Average, Career (Min. 30 PA).....	.400, Mike Stanley (1998, 1999)
Highest Batting Average, Series (Min. 10 PA).....	.714+, David Ortiz (2007)
Highest On-Base Percentage, Career (Min. 30 PA).....	.462, Mike Stanley (1998, 1999)
Highest On-Base Percentage, Series (Min. 10 PA).....	.846+, David Ortiz (2007)
Highest Slugging Percentage, Career (Min. 30 AB).....	.745, Nomar Garciaparra (1998, 1999, 2003)
Highest Slugging Percentage, Series (Min. 10 PA).....	1.571+, David Ortiz (2007)
Most Plate Appearances, Career.....	96, David Ortiz (2003, 2004, 2005, 2007, 2008, 2009)
Most Plate Appearances, Series.....	25, Jose Offerman (1999)
Most Plate Appearances, Game.....	7, Jose Offerman, 10/10/1999 vs. CLE
Most At Bats, Career.....	86, Jason Varitek (1998, 1999, 2003, 2004, 2005, 2007, 2008)
Most At Bats, Series.....	22, John Valentin (1999)
Most At Bats, Game.....	6, 7 times, last David Ortiz , 10/8/2004 vs. ANA
Most Runs, Career.....	18, Jason Varitek (1998, 1999, 2003, 2004, 2005, 2007, 2008)
Most Runs, Series.....	7, Jason Varitek (1999)
Most Runs, Game.....	5+, Jason Varitek, 10/10/1999 vs. CLE
Most Runs, Inning.....	1, Many Red Sox players
Most Hits, Career.....	22, David Ortiz (2003, 2004, 2005, 2007, 2008, 2009)
Most Hits, Series.....	10, Mike Stanley (1999)
Most Hits, Game.....	5++, Mike Stanley, 10/10/1999 vs. CLE
Most Hits, Inning.....	1, Many Red Sox players
Most Total Bases, Career.....	40, David Ortiz (2003, 2004, 2005, 2007, 2008, 2009)
Most Total Bases, Series.....	18, John Valentin (1999)
Most Total Bases, Game.....	11, John Valentin, 10/10/1999 vs. CLE
Most Total Bases, Inning.....	4, Many Red Sox players
Most Extra-Base Hits, Career.....	10, David Ortiz (2003, 2004, 2005, 2007, 2008, 2009)
Most Extra-Base Hits, Series.....	5**, John Valentin (1999)
Most Extra-Base Hits, Game.....	3, David Ortiz , 10/8/2004 vs. ANA; John Valentin, 10/10/1999 vs. CLE; Jason Varitek, 10/10/1999 vs. CLE; Mo Vaughn, 9/29/1998 at CLE
Most Singles, Career.....	12, David Ortiz (2003, 2004, 2005, 2007, 2008, 2009); Jason Varitek (1998, 1999, 2003, 2004, 2005, 2007, 2008)
Most Singles, Series.....	7, Mike Stanley (1999)
Most Singles, Game.....	3, 6 times, last Johnny Damon, 10/8/2004 vs. ANA
Most Singles, Inning.....	1, Many Red Sox players
Most Doubles, Career.....	6, David Ortiz (2003, 2004, 2005, 2007, 2008, 2009)
Most Doubles, Series.....	3, Jacoby Ellsbury , (2008), Trot Nixon (1999), Jason Varitek (1999)
Most Doubles, Game.....	2, 5 times, last Mike Lowell, 10/7/2007 at LAA
Most Triples, Career.....	1, Jacoby Ellsbury (2007, 2008, 2009); Mike Stanley (1998, 1999)
Most Triples, Series.....	1, Jacoby Ellsbury (2008); Mike Stanley (1999)
Most Triples, Game.....	1++, Jacoby Ellsbury , 10/9/2009 at LAA; Mike Stanley, 10/10/1999 vs. CLE
Most Home Runs.....	6, Manny Ramirez (2003, 2004, 2005, 2007)
Most Home Runs, Series.....	3, Todd Walker (2003); John Valentin (1999); Nomar Garciaparra (1998)
Most Home Runs, Game.....	2, Manny Ramirez, 10/7/2005 vs. CWS; Todd Walker, 10/1/2003 at OAK; Troy O'Leary, 10/11/1999 at CLE; John Valentin, 10/10/1999 vs. CLE; Mo Vaughn, 9/29/1998 at CLE
Most Grand Slams, Career.....	1++, Troy O'Leary, 10/11/1999 vs. CLE
Most Runs Batted In, Career.....	18, Manny Ramirez (2003, 2004, 2005, 2007)
Most Runs Batted In, Series.....	12+, John Valentin (1999)
Most Runs Batted In, Game.....	7++, Troy O'Leary, 10/11/1999 at CLE; John Valentin, 10/10/1999 vs. CLE; Mo Vaughn, 9/29/1998 at CLE
Most Sacrifice Hits, Career.....	1, Mike Benjamin (1998); Tim Naehring (1995); Jason Varitek (1998, 1999, 2003, 2004, 2005, 2007, 2008)
Most Sacrifice Hits, Game.....	1, Jason Varitek, 10/1/2008 at LAA; Mike Benjamin, 10/3/1998 vs. CLE; Tim Naehring, 10/3/1995 at CLE
Most Sacrifice Flies, Career.....	2, Nomar Garciaparra (1998, 1999, 2003); Trot Nixon (1998, 1999, 2003, 2004, 2005); Manny Ramirez (2003, 2004, 2005, 2007)
Most Sacrifice Flies, Game.....	1*, 10 times, last Kevin Millar, 10/7/2007 at LAA
Most Bases on Balls, Career.....	16, David Ortiz (2003, 2004, 2005, 2007, 2008, 2009)
Most Bases on Balls, Series.....	7**, Jose Offerman (1999)
Most Bases on Balls, Game.....	4++, David Ortiz , 10/5/2007 vs. LAA
Most Bases on Balls, Intentional, Career.....	6*, David Ortiz (2003, 2004, 2005, 2007, 2008, 2009)

DIVISION SERIES RECORDS, CONTINUED

Most Bases on Balls, Intentional, Series.....	3**	David Ortiz (2004)
Most Bases on Balls, Intentional, Game.....	2++	David Ortiz , 10/5/2007 vs. LAA;
.....		David Ortiz , 10/6/2004 at ANA; Nomar Garciaparra, 10/11/1999 at CLE
Most Hit By Pitch, Career.....	2	Darren Lewis (1998, 1999);
.....		Jason Varitek (1998, 1999, 2003, 2004, 2005, 2007, 2008)
Most Strikeouts, Career.....	21	David Ortiz (1998, 1999, 2003, 2004, 2005, 2007, 2008, 2009)
Most Strikeouts, Series.....	7	David Ortiz (2003); Manny Ramirez (2003);
.....		Brian Daubach (1999); Mo Vaughn (1995)
Most Strikeouts, Game.....	3	9 times, last David Ortiz , 10/8/2009 at LAA
Most Stolen Bases, Career.....	5	Johnny Damon (2003, 2004, 2005)
Most Stolen Bases, Series.....	3	Jacoby Ellsbury (2008); Johnny Damon (2004)
Most Caught Stealing (Career and Series Record).....	1	Jacoby Ellsbury (2008); Julio Lugo (2007);
.....		Jose Offerman (1999); John Valentin (1995)
Most Grounded into Double Plays, Career.....	4	Jason Varitek (1998, 1999, 2003, 2004, 2005, 2007, 2008)
Most Grounded into Double Plays, Series.....	2	Jason Varitek (2008); Mike Stanley (1999)

TEAM BATTING

Most Plate Appearances, Game.....	56	10/10/1999 vs. CLE
Most Plate Appearances, Inning.....	11	10/7/2007 at LAA (8th); 10/9/1999 vs. CLE (7th)
Most At Bats, Game (9 innings).....	48+	10/10/1999 vs. CLE
Most At Bats, Inning.....	10	10/10/1999 vs. CLE (2nd)
Most Runs, Game.....	23+	10/10/1999 vs. CLE
Most Runs, Inning.....	7	10/7/2007 at LAA (8th); 10/5/2004 at ANA (4th)
Most Hits, Game.....	24+	10/10/1999 vs. CLE
Most Hits, Inning.....	6	10/10/1999 vs. CLE (2nd)
Most Total Bases, Game.....	45+	10/10/1999 vs. CLE
Most Total Bases, Both Clubs, Game.....	57+	BOS (45) vs. CLE (12), 10/10/1999
Fewest Total Bases, Game.....	3**	10/4/1995 at CLE
Most Singles, Game.....	12**	10/10/1999 vs. CLE
Most Doubles, Game.....	7++	10/10/1999 vs. CLE
Most Home Runs, Game.....	4	10/10/1999 vs. CLE
Most Runs Batted In, Game.....	23+	10/10/1999 vs. CLE
Most Runs Batted In, Both Clubs, Game.....	30+	BOS (23) vs. CLE (7), 10/10/1999
Most Runs Batted In, Inning.....	7	10/07/2007 at LAA (8th)
Most Bases on Balls, Game (9 innings).....	9	10/5/2008 vs. LAA; 10/5/2007 vs. LAA
Most Bases on Balls, Intentional, Game.....	3*	10/6/2004 at ANA; 10/1/2003 at OAK; 10/11/1999 at CLE
Most Strikeouts, Game.....	13	10/5/2008 vs. LAA; 10/8/2004 vs. ANA

INDIVIDUAL PITCHING

Most Series Played.....	5	Tim Wakefield (1995, 1998, 1999, 2003, 2005)
Lowest ERA, Career (Min. 20 IP).....	1.35	Jon Lester (2007, 2008, 2009)
Lowest ERA (Min. 9 IP), Series.....	0.00++	Jon Lester (14.0 IP in 2008);
.....		Josh Beckett (9.0 IP in 2007); Pedro Martinez (10.0 IP in 1999)
Most Games, Career.....	9	Derek Lowe (1998, 1999, 2003, 2004)
Most Games, Series.....	5++	Scott Williamson (2003)
Most Games Started, Career.....	5	Pedro Martinez (1998, 1999, 2003, 2004)
Most Games Started, Series.....	2++	Jon Lester (2008); Pedro Martinez (2003); Bret Saberhagen (1999)
Most Saves, Career.....	1	Keith Foulke (2004); Derek Lowe (1998, 1999, 2003, 2005);
.....		Jonathan Papelbon (2005, 2007, 2008, 2009)
Most Wins, Career.....	4	Pedro Martinez (1998, 1999, 2003, 2004)
Most Wins, Series.....	2++	Scott Williamson (2003)
Most Losses, Career.....	4**	Tim Wakefield (1995, 1998, 1999, 2003, 2005)
Most Innings Pitched, Career.....	38.0	Pedro Martinez (1998, 1999, 2003, 2004)
Most Innings Pitched, Series.....	14.0	Jon Lester (2008); Pedro Martinez (2003)
Most Innings Pitched, Game.....	9.0++	Josh Beckett, 10/3/2007 vs. LAA
Most Runs, Career.....	24	Tim Wakefield (1995, 1998, 1999, 2003, 2005)
Most Runs, Series.....	11	Bret Saberhagen (1999)
Most Runs, Game.....	8++	Matt Clement, 10/4/2005 at CWS
Most Runs, Inning.....	6	Bret Saberhagen, 10/07/1999 at CLE (3rd)
Most Earned Runs, Career.....	22	Tim Wakefield (1995, 1998, 1999, 2003, 2005)
Most Earned Runs, Series.....	11	Bret Saberhagen (1999)
Most Earned Runs, Game.....	8++	Matt Clement, 10/4/2005 at CWS
Most Earned Runs, Inning.....	6	Bret Saberhagen, 10/7/1999 at CLE (3rd)
Most Hits, Career.....	28	Pedro Martinez (1998, 1999, 2003, 2004)

DIVISION SERIES RECORDS, CONTINUED

Most Hits, Series	13, Pedro Martinez (2003)
Most Hits, Game	9, Josh Beckett, 10/5/2008 vs. LAA; Curt Schilling, 10/5/2004 at ANA; John Burkett, 10/5/2003 vs. OAK
Most Hits, Inning.....	4, Tim Wakefield, 10/7/2005 vs. CWS (3rd); David Wells, 10/5/2005 vs. CWS (5th)
Most Home Runs, Career	6, Bret Saberhagen (1998, 1999)
Most Home Runs, Game	3, Matt Clement, 10/4/2005 at CWS; Bret Saberhagen, 10/2/1998 vs. CLE
Most Base on Balls, Career	15, Tim Wakefield (1995, 1998, 1999, 2003, 2005)
Most Base on Balls, Series	7, Derek Lowe (2003)
Most Bases on Balls, Game.....	5, Tim Wakefield, 10/6/1995 vs. CLE
Most Strikeouts, Career.....	34, Pedro Martinez (1998, 1999, 2003, 2004)
Most Strikeouts, Game.....	8, Josh Beckett, 10/3/2007 vs. LAA; Pedro Martinez, 10/11/1999 at CLE; Pedro Martinez, 9/29/1998 at CLE

TEAM PITCHING

Most Pitchers, Game.....	7, 10/3/1995 at CLE
Lowest ERA, Series.....	1.33, 2007 vs. LAA
Most Innings Pitched, Series	48.2, 2003 vs. OAK
Most Runs, Series.....	32, 1999 vs. CLE
Most Runs, Game.....	14, 10/4/2005 at CWS
Most Earned Runs, Series.....	29, 1999 vs. CLE
Most Earned Runs, Game.....	14, 10/4/2005 vs. CWS
Most Hits, Series	42, 2008 vs. LAA
Most Hits, Game	16, 10/5/2008 vs. LAA
Most Home Runs, Series	7, 2005 vs. CWS; 1999 vs. CLE; 1998 vs. CLE
Most Home Runs, Game	5++, 10/4/2005 at CWS
Most Base on Balls, Series	28, 1999 vs. CLE
Most Base on Balls, Game	10*, 10/1/2003 at OAK
Most Strikeouts, Series.....	43, 1999 vs. CLE
Most Strikeouts, Game.....	12, 10/5/2008 vs. LAA

+ML record ++tied for ML record *AL Record **tied for AL record **bold** active

AL CHAMPIONSHIP SERIES RECORDS

INDIVIDUAL BATTING

Most Series Played.....	5, Jason Varitek (1999, 2003, 2004, 2007, 2008)
Most Games.....	31, Jason Varitek (1999, 2003, 2004, 2007, 2008)
Highest Batting Average, Career (Min. 50 PA)414*, Kevin Youkilis (2007, 2008)
Highest Batting Average, Series (Min. 10 PA).....	.500, Kevin Youkilis (2007)
Highest On-Base Percentage, Career (Min. 50 PA)477*, Kevin Youkilis (2007, 2008)
Highest On-Base Percentage, Series (Min. 10 PA)576, Kevin Youkilis (2007)
Highest Slugging Percentage, Career (Min. 50 PA).....	.776*, Kevin Youkilis (2007, 2008)
Highest Slugging Percentage, Series (Min. 10 PA).....	.929, Kevin Youkilis (2007)
Most Plate Appearances, Career	130, David Ortiz (2003, 2004, 2007, 2008)
Most Plate Appearances, Series	37, Johnny Damon (2004)
Most At Bats, Career	114, Jason Varitek (1999, 2003, 2004, 2007, 2008)
Most At Bats, Series	35, Johnny Damon (2004)
Most At Bats, Game	6, 15 times, last Coco Crisp; Jacoby Ellsbury ; Mark Kotsay; Kevin Youkilis, 10/1/2008 at TB
Most Runs, Career.....	20, David Ortiz (2003, 2004, 2007, 2008)
Most Runs, Series.....	10*, Kevin Youkilis (2007)
Most Runs, Game.....	4, Dustin Pedroia , 10/11/2008 at TB
Most Hits, Career	30, David Ortiz (2003, 2004, 2007, 2008)
Most Hits, Series	14++, Kevin Youkilis (2007)
Most Hits, Game	4, Nomar Garciaparra, 10/15/2003 at NYY; Manny Ramirez, 10/08/2003 at NYY; Nomar Garciaparra, 10/16/1999 vs. NYY; Spike Owen, 10/14/1986 vs. CAL; Rich Gedman, 10/12/1986 at CAL
Most Extra-Base Hits, Career	15, Jason Varitek (1999, 2003, 2004, 2007, 2008)
Most Extra-Base Hits, Series.....	5, Kevin Youkilis (2008); Kevin Youkilis (2007)
Most Extra-Base Hits, Game.....	2, 23 times, last Jason Bay; Coco Crisp; Dustin Pedroia , 10/11/2008 at TB
Most Total Bases, Career	60, David Ortiz (2003, 2004, 2007, 2008)
Most Total Bases, Series.....	26, Kevin Youkilis (2007)
Most Total Bases, Game.....	9, Dustin Pedroia , 10/11/2008 at TB; Johnny Damon, 10/20/2004 at NYY

AMERICAN LEAGUE CHAMPIONSHIP SERIES RECORDS, CONTINUED

Most Singles, Career	20, Manny Ramirez (2003, 2004, 2007)
Most Singles, Series	10**, Jose Offerman (1999)
Most Singles, Game	3, 12 times, last Coco Crisp, 10/18/2008 at TB
Most Doubles, Career	7, Jason Varitek (1999, 2003, 2004, 2007, 2008)
Most Doubles, Series	3, 8 times, last Mark Kotsay and Kevin Youkilis (2008)
Most Doubles, Game	2, 7 times, last Coco Crisp, 10/11/2008 at TB
Most Triples, Career	2, David Ortiz (2003, 2004, 2007, 2008)
Most Home Runs, Career	7, David Ortiz (2003, 2004, 2007, 2008); Jason Varitek (1999, 2003, 2004, 2007, 2008)
Most Grand Slams, Career	1, J.D. Drew, 10/20/2007 vs. CLE; Johnny Damon, 10/20/2004 at NYY
Most Runs Batted In, Career	24, David Ortiz (2003, 2004, 2007, 2008)
Most Runs Batted In, Series	11, David Ortiz (2004)
Most Runs Batted In, Game	6++, Johnny Damon, 10/20/2004 at NYY
Most Sacrifice Hits, Career	2, Marty Barrett (1986, 1988, 1990); Jody Reed (1988, 1990)
Most Sacrifice Flies, Career	2, Wade Boggs (1986, 1988, 1990); Mike Lowell (2007); David Ortiz (2003, 2004, 2007, 2008);
Most Bases on Balls, Career	19, David Ortiz (2003, 2004, 2007, 2008)
Most Bases on Balls, Series	9, Manny Ramirez (2007)
Most Bases on Balls, Game	3, 6 times, last David Ortiz and Jed Lowrie, 10/11/2008 at TB
Most Strikeouts, Career	29, David Ortiz (2003, 2004, 2007, 2008)
Most Strikeouts, Series	11, Mark Bellhorn (2004)
Most Stolen Bases, Career	3, Johnny Damon (2003, 2004)
Most Stolen Bases, Series	2, Dustin Pedroia (2008); Johnny Damon (2004); Juan Beniquez (1975)
Most Stolen Bases, Game	2, Juan Beniquez 10/4/1975 vs. OAK

TEAM BATTING

Most Plate Appearances, Series	303, 2004 vs. NYY
Most Plate Appearances, Game	58, 10/18/2004 vs. NYY
Most Total Batters, Inning	11, 10/20/2007 vs. CLE (3rd)
Most At-Bats, Series	271, 2004 vs. NYY
Most At-Bats, Game	50, vs. 10/18/2004 vs. NYY (14 innings)
Most Runs, Series	51+, 2007 vs. CLE
Most Runs, Game	13, 10/16/1999 vs. NYY
Most Runs, Inning	6, 10/21/2007 vs. CLE (8th); 10/20/2007 vs. CLE (3rd)
Most Hits, Series	77, 2007 vs. CLE
Most Hits, Game	21, 10/16/1999 vs. NYY
Most Hits, Inning	6, 10/14/1986 vs. CAL (3rd)
Most Total Bases, Series	126, 2007 vs. CLE
Most Total Bases, Game	38, 10/16/1999 vs. NYY
Most Extra-Base Hits, Game	10, 10/16/1999 vs. NYY
Most Singles, Series	52, 2004 vs. NYY
Most Singles, Game	14, 10/14/1986 vs. CAL
Most Doubles, Game	6, 10/16/1999 vs. NYY
Most Home Runs, Series	12, 2003 vs. NYY
Most Home Runs, Game	4++, 10/11/2008 at TB; 10/20/2004 at NYY
Most Runs Batted In, Series	48+, 2007 vs. CLE
Most Runs Batted In, Game	12, 10/16/1999 vs. NYY
Most Runs Batted In, Inning	6, 10/21/07 vs. CLE (8th)
Most Bases on Balls, Series	35, 2008 vs. TB
Most Bases on Balls, Game	10, 10/11/2008 at TB
Most Strikeouts, Game	13, 10/15/2003 at NYY

INDIVIDUAL PITCHING

Most Series Played	4, Mike Timlin (2003, 2004, 2007, 2008); Tim Wakefield (2003, 2004, 2007, 2008)
Lowest ERA, Career (Min. 25 IP)	2.57, Bruce Hurst (1986, 1988)
Lowest ERA, Series (Min. 9 IP)	0.00, Luis Tiant (1975)
Most Games, Career	15, Mike Timlin (2003, 2004, 2007, 2008)
Most Games Started	6, Roger Clemens (1986, 1988, 1990)
Most Wins, Career	3, Josh Beckett (2007, 2008); Tim Wakefield (2003, 2004, 2007, 2008)
Most Losses, Career	3, Tim Wakefield (2003, 2004, 2007, 2008)
Most Saves, Career	3, Jonathan Papelbon (2007, 2008); Scott Williamson (2003)
Most Innings Pitched, Career	37.1, Roger Clemens (1986, 1988, 1990)
Most Innings Pitched, Series	22.2*, Roger Clemens (1986)

AMERICAN LEAGUE CHAMPIONSHIP SERIES RECORDS, CONTINUED

Most Runs, Career.....	21, Tim Wakefield (2003, 2004, 2007, 2008)
Most Runs, Series.....	12, Roger Clemens (1986)
Most Runs, Game.....	8**, Josh Beckett 10/11/2008 at TB; Roger Clemens, 10/7/1986 vs. CAL
Most Runs, Inning.....	5, Manny Delcarmen, 10/14/2008 vs. TB (6th); Tim Wakefield, 10/16/2007 at CLE (5th); Rich Garces, 10/17/1999 vs. NYY (9th)
Most Earned Runs, Career.....	21, Tim Wakefield (2003, 2004, 2007, 2008)
Most Earned Runs, Series.....	11, Roger Clemens (1986)
Most Earned Runs, Game.....	8++, Josh Beckett, 10/11/2008 at TB
Most Earned Runs, Inning.....	5, Manny Delcarmen, 10/14/2008 vs. TB (6th); Tim Wakefield, 10/16/2007 at CLE (5th)
Most Hits, Career.....	35, Roger Clemens (1986, 1988, 1990)
Most Hits, Series.....	22+, Roger Clemens (1986)
Most Hits, Game.....	11, Bruce Hurst, 10/8/1986 vs. CAL
Most Home Runs, Career.....	6, Josh Beckett (2007, 2008); Tim Wakefield (2003, 2004, 2007, 2008)
Most Home Runs, Series.....	5++, Josh Beckett (2008)
Most Home Runs, Game.....	3, Daisuke Matsuzaka, 10/16/2008 vs. TB; Tim Wakefield, 10/14/2008 vs. TB; Josh Beckett, 10/11/2008 at TB; Mike Boddicker, 10/8/1988 at OAK
Most Bases on Balls, Career.....	13, Pedro Martinez (1999, 2003, 2004); Tim Wakefield (2003, 2004, 2007, 2008)
Most Bases on Balls, Series.....	9, Pedro Martinez (2004)
Most Bases on Balls, Game.....	5, Pedro Martinez 10/18/2004 vs. NYY
Most Strikeouts, Game.....	12, Pedro Martinez, 10/16/1999 vs. NYY

TEAM PITCHING

Most Pitchers, Game.....	8**, 10/13/2007 vs. CLE (11 innings)
Lowest ERA.....	1.67, 1975 vs. OAK
Most Innings Pitched, Series.....	69.0, 2004 vs. NYY
Most Runs, Series.....	45, 2004 vs. NYY
Most Runs, Game.....	19+, 10/16/2004 vs. NYY
Most Earned Runs, Series.....	45, 2004 vs. NYY
Most Earned Runs, Game.....	19+, 10/16/2004 vs. NYY
Most Hits, Series.....	78+, 2004 vs. NYY
Most Hits, Game.....	22++, 10/16/2004 vs. NYY
Most Home Runs, Series.....	16+, 2008 vs. TB
Most Home Runs, Game.....	4**, 10/13/2008 vs. TB; 10/16/2004 vs. NYY; 10/8/1988 at OAK
Most Base on Balls, Series.....	33, 2004 vs. NYY
Most Base on Balls, Game.....	9, 10/6/1990 vs. OAK
Most Strikeouts, Series.....	63+, 2007 vs. CLE
Most Strikeouts, Game.....	16, 10/18/2004 vs. NYY

+ML record ++tied for ML record *AL Record **tied for AL record **bold** active

WORLD SERIES RECORDS

INDIVIDUAL BATTING

Most Series Played, Career.....	4, Harry Hooper (1912, 1915, 1916, 1918)
Most Games, Career.....	24, Harry Hooper (1912, 1915, 1916, 1918)
Highest Batting Average, Career (Min. 50 PA).....	.352, Carl Yastrzemski (1967, 1975)
Highest Batting Average, Series (Min. 10 PA).....	.444, Duffy Lewis (1915); Wally Schang (1918)
Highest On-Base Percentage, Career (Min. 50 PA).....	.438, Carl Yastrzemski (1967, 1975)
Highest On-Base Percentage, Series (Min. 10 PA).....	.563, Mark Bellhorn (2004)
Highest Slugging Percentage, Career (Min. 50 PA).....	.580, Dwight Evans (1975, 1986)
Highest Slugging Percentage, Series (Min. 10 PA).....	.840, Carl Yastrzemski (1967)
Most Plate Appearances, Career.....	108, Harry Hooper (1912, 1915, 1916, 1918)
Most Plate Appearances, Series.....	37++, Jimmy Collins (1903); Patsy Dougherty (1903); Harry Hooper (1912)
Most At Bats, Career.....	92, Harry Hooper (1912, 1915, 1916, 1918)
Most At Bats, Series.....	36, Jimmy Collins (1903)
Most At Bats, Game.....	6, 7 times, last Johnny Damon, 10/23/2004 vs. STL
Most Runs, Career.....	13, Harry Hooper (1912, 1915, 1916, 1918)
Most Runs, Series.....	8, Freddy Parent (1903)
Most Runs, Game.....	3, Manny Ramirez, 10/24/2007 vs. COL; Kevin Youkilis, 10/24/2007 vs. COL; Mark Bellhorn, 10/23/2004 vs. STL

WORLD SERIES RECORDS, CONTINUED

Most Hits, Career	27, Harry Hooper (1912, 1915, 1916, 1918)
Most Hits, Series	13++, Marty Barrett (1986)
Most Hits, Game	4, Jacoby Ellsbury , 10/27/2007 at COL; Wally Moses, 10/10/1946 vs. STL
Most Extra-Base Hits, Career	8, Duffy Lewis (1912, 1915, 1916)
Most Extra-Base Hits, Series	5, Carl Yastrzemski (1967)
Most Extra-Base Hits, Game	3, Jacoby Ellsbury , 10/27/2007 at COL; Trot Nixon, 10/27/2004 vs. STL
Most Total Bases, Career	40, Harry Hooper (1912, 1915, 1916, 1918)
Most Total Bases, Series	21, Carl Yastrzemski (1967)
Most Total Bases, Game	9, Carl Yastrzemski, 10/5/1967 vs. STL; Harry Hooper, 10/13/1915 at PHI; Patsy Dougherty, 10/11/1903 vs. PIT;
Most Singles, Career	20, Harry Hooper (1912, 1915, 1916, 1918)
Most Singles, Series	11, Marty Barrett (1986)
Most Singles, Game	4, Wally Moses, 10/10/1946 vs. STL
Most Doubles, Career	6, Duffy Lewis (1912, 1915, 1916)
Most Doubles, Series	4, Jacoby Ellsbury (2007)
Most Doubles, Game	3, Jacoby Ellsbury , 10/27/2007 at COL; Trot Nixon, 10/27/2004 at STL
Most Triples, Career	3, Buck Freeman (1903); Freddy Parent (1903); Tris Speaker (1912, 1915); Chick Stahl (1903)
Most Home Runs, Career	3, Dwight Evans (1975, 1986); Larry Gardner (1912, 1915, 1916); Carl Yastrzemski (1967, 1975)
Most Home Runs, Series	3, Carl Yastrzemski, 1967 vs. STL
Most Home Runs, Game	2, Rico Petrocelli, 10/11/1967 vs. STL; Carl Yastrzemski, 10/5/1967 vs. STL; Harry Hooper, 10/13/1915 at PHI; Patsy Dougherty, 10/2/1903 vs. PIT
Most Grand Slams	None
Most Runs Batted In, Career	14, Dwight Evans (1975, 1986)
Most Runs Batted In, Series	9, Dwight Evans (1986)
Most Runs Batted In, Game	4, David Ortiz, 10/23/2004 vs. STL; Carl Yastrzemski, 10/5/1967 vs. STL
Most Bases on Balls, Career	11, Harry Hooper (1912, 1915, 1916, 1918)
Most Bases on Balls, Series	7, Carlton Fisk (1975)
Most Bases on Balls, Game	4++, Doc Hoblitzell, 10/9/1916 vs. BRO
Most Strikeouts, Career	14, Rico Petrocelli (1967, 1975)
Most Strikeouts, Series	10, Rich Gedman (1986)
Most Stolen Bases, Career	3, Jimmy Collins (1903); Harry Hooper (1912, 1915, 1916, 1918)
Most Stolen Bases, Series	3, Jimmy Collins (1903)
Most Stolen Bases, Game	2, Jimmy Collins (10/2/1903 vs. PIT); Harry Hooper (10/9/1912 vs. NYG)

TEAM BATTING

Most Plate Appearances, Series	304+, 1903 vs. PIT
Most Plate Appearances, Game	51, 10/9/1916 vs. BRO
Most At Bats, Series	281+, 1903 vs. PIT
Most At Bats, Game	44, 10/19/1986 at NYM; 10/9/1912 vs. NYG
Most Runs, Series	39, 1903 vs. PIT
Most Runs, Game	13, 10/24/2007 vs. COL
Most Runs, Inning	7, 10/24/2007 vs. COL (5th)
Most Hits, Series	70, 1903 vs. PIT
Most Hits, Inning	7, 10/27/2006 at COL (3rd)
Most Extra-Base Hits, Series	22, 1903 vs. PIT
Most Extra-Base Hits, Game	9+, 10/24/2007 vs. COL
Most Singles, Series	51, 1986 vs. NYM
Most Singles, Game	14, 10/19/1986 at NYM
Most Doubles, Series	18, 2007 vs. COL
Most Doubles, Game	8++, 10/24/2007 vs. COL
Most Triples, Series	16+, 1903 vs. PIT
Most Triples, Game	5++, 10/10/1903 at PIT; 10/7/1903 at PIT
Most Home Runs, Series	8, 1967 vs. STL
Most Home Runs, Game	4, 10/11/1967 vs. STL
Most Runs Batted In, Series	34, 1903 vs. PIT
Most Runs Batted In, Game	13, 10/24/2007 vs. COL
Most Runs Batted In, Inning	7, 10/27/2007 vs. COL
Most Bases on Balls, Series	30, 1975 vs. CIN
Most Bases on Balls, Game	8, 10/24/2007 vs. COL; 10/23/2004 vs. STL; 10/22/1975 vs. CIN
Most Strikeouts, Series	53, 1986 vs. NYM
Most Strikeouts, Game	12, 10/19/1986 at NY Mets

INDIVIDUAL PITCHING

Most Series Played.....	2, Rube Foster (1915, 1916); Dutch Leonard (1915, 1916); Carl Mays (1916, 1918); Babe Ruth (1916, 1918); Curt Schilling (2004, 2007); Ernie Shore (1915, 1916); Mike Timlin (2004, 2007)
Lowest ERA, Career (Min. 25 IP)	0.87*, Babe Ruth (1916, 1918)
Lowest ERA, Series (Min. 9 IP)	0.00+, Joe Dobson (1946); Bill James (1914)
Most Games, Career	6, Mike Timlin (2004, 2007)
Most Games Started, Career	4, Bill Dinneen (1903); Ernie Shore (1915, 1916)
Most Games Started, Series	4*, Bill Dinneen (1903)
Most Saves, Career	3, Jonathan Papelbon (2007)
Most Wins, Career	3, Bill Dinneen (1903); Babe Ruth (1916, 1918); Ernie Shore (1915, 1916); Joe Wood (1912)
Most Losses, Career	2, Mickey Harris (1946); Buck O'Brien (1912); Jose Santiago (1967); Calvin Schiraldi (1986)
Most Innings Pitched, Career	35.0, Bill Dinneen (1903)
Most Innings Pitched, Series	35.0*, Bill Dinneen (1903)
Most Runs, Career	14, Cy Young (1903)
Most Runs, Series	14**, Cy Young (1903)
Most Runs, Game.....	7, Jim Lonborg, 10/12/1967 vs. STL; Cy Young, 10/1/1903 vs. PIT
Most Runs, Inning	6, Joe Wood, 10/15/1912 vs. NYG
Most Earned Runs, Career	10, Luis Tiant (1975)
Most Earned Runs, Series	10, Luis Tiant (1975)
Most Earned Runs, Game.....	6, Dennis Boyd, 10/21/1986 vs. NYM; Luis Tiant, 10/21/1975 vs. CIN; Jim Lonborg, 10/12/1967 vs. STL (7 R)
Most Earned Runs, Inning	6, Joe Wood, 10/15/1912 vs. NYG
Most Hits, Career	31, Cy Young (1903)
Most Hits, Series	31*, Cy Young (1903)
Most Hits, Game	12, Bill Dineen, 10/6/1903 at PIT; Cy Young, 10/1/1903 vs. PIT
Most Home Runs, Career	3, Rick Wise (1975); Jim Lonborg (1967)
Most Home Runs, Game	3**, Rick Wise, 10/14/1975 vs. CIN
Most Bases on Balls, Career.....	12, Ernie Shore (1915, 1916)
Most Bases on Balls, Series	9, Charley Hall (1912)
Most Bases on Balls, Game.....	6, Babe Ruth 9/9/1918 vs. CHC
Most Strikeouts, Career.....	28, Bill Dineen (1903)
Most Strikeouts, Series	28*, Bill Dineen (1903)
Most Strikeouts, Game.....	11, Joe Wood, 10/8/1912 at NYG; Bill Dinneen, 10/2/1903 vs. PIT

TEAM PITCHING

Most Pitchers, Game	6, 10/27/2007 at COL; 10/27/1986 at NYM; 10/10/1946 vs. STL
Lowest ERA, Series.....	1.47, 1916 vs. BRO
Most Runs, Game	12, 10/10/1946 vs. STL
Most Earned Runs, Series.....	30, 1986 vs. NYM
Most Earned Runs, Game.....	9, 10/10/1946 vs. STL
Most Hits, Game	20, 10/10/1946 vs. STL
Most Home Runs, Game	3, 10/14/1975 at CIN; 10/22/1986 vs. NYM
Most Base on Balls, Game	6, 10/23/2004 vs. STL; 10/22/1975 vs. CIN; 9/9/1918 vs. CHC
Most Strikeouts, Game.....	12, 10/24/2007 vs. COL

+ML record ++tied for ML record *AL Record **tied for AL record **bold** active

2013 MINOR LEAGUE LEADERS

2013 FINAL ORGANIZATIONAL RESULTS

TEAM	LEAGUE	W	L	PCT.	MANAGER
Pawtucket (AAA)	International	80	63	.559	Gary DiSarcina
Portland (AA)	Eastern	68	73	.482	Kevin Boles
Salem (High-A)	Carolina	76	64	.543	Billy McMillon
Greenville (A)	South Atlantic	51	87	.370	Carlos Febles
Lowell (Short-A)	New York-Penn	40	33	.548	Bruce Crabbie
Gulf Coast (Rookie)	Gulf Coast	35	25	.583	Darren Fenster

RED SOX MINOR LEAGUE BATTING LEADERS

BATTER	TEAM	AVG	G	AB	R	H	HR	RBI
Cecchini, Garin	SAL/POR	.322	129	454	80	146	7	61
Betts, Mookie	GRE/SAL	.314	127	462	93	145	15	65
Hudson, Bryan	GCL	.304	43	135	18	41	0	15
Swihart, Blake	SAL	.298	103	376	45	112	2	42
Bogaerts, Xander	POR/PAW	.297	116	444	72	132	15	67
Peralta, Aneudis	GCL	.288	44	153	20	44	0	20
Vazquez, Christian	POR/PAW	.287	97	345	48	99	5	48
Rijo, Wendell	GCL/LOW	.277	52	184	29	51	0	21
Mager, Kevin	GRE/LOW	.274	82	285	40	78	3	41
Chester, David	GRE/SAL	.271	123	432	50	117	19	85

HOME RUNS

Brentz, Bryce	GCL/PAW	19	Betts, Mookie	GRE/SAL	38
Chester, David	GRE/SAL	19	Hazellbaker, Jeremy	PAW	37
Almanzar, Michael	POR	16	Tavarez, Aneurys	GRE	29
Coyle, Sean	GCL/SAL	16	Marrero, Deven	SAL/POR	27
Shaw, Travis	POR	16	Sanchez, Felix	SAL/GRE	27

STOLEN BASES

RBI

De La Cruz, Keury	SAL	89
Chester, David	GRE/SAL	85
Almanzar, Michael	POR	81
Thomas, Tony	POR/PAW	71
Bogaerts, Xander	POR/PAW	67

TEAM BATTING	AVG	AB	R	H	HR	BB	SO	SB	CS
Pawtucket	.256	4734	663	1211	120	540	1090	101	40
Salem	.256	4625	644	1184	96	514	1019	175	66
Portland	.253	4690	640	1187	91	519	1088	149	61
Greenville	.246	4505	541	1109	60	404	1221	125	60
GCL Red Sox	.235	1836	216	431	5	206	475	85	36
Lowell	.235	2351	279	553	15	249	620	78	27

RED SOX MINOR LEAGUE PITCHING LEADERS

PITCHER	TEAM	W-L	ERA	IP	H	BB	SO
Buttrey, Ty	LOW	4-3	2.21	61.0	54	21	35
Perez, Randy	GCL	3-2	2.39	49.0	32	18	38
Owens, Henry	SAL/POR	11-6	2.67	135.0	84	68	169
Ranaudo, Anthony	POR/PAW	11-5	2.96	140.0	112	47	127
Mercedes, Simon	LOW	2-2	3.13	63.1	62	17	57
Wright, Steven	PAW	8-7	3.46	135.1	130	65	99
Couch, Keith	POR/PAW	11-3	3.65	130.2	135	45	95
Haley, Justin	GRE	7-11	3.68	124.2	97	74	124
Callahan, Jamie	LOW	5-1	3.92	59.2	48	17	54
Alcantara, Mario	LOW	5-5	4.17	58.1	61	29	46

WINS

Couch, Keith	POR/PAW	11	Owens, Henry	SAL/POR	169
Owens, Henry	SAL/POR	11	Barnes, Matt	POR/PAW	142
Ranaudo, Anthony	POR/PAW	11	Ranaudo, Anthony	POR/PAW	127
Augliera, Mike	SAL	9	Haley, Justin	GVL	124
Diaz, Luis	GRE/SAL	9	Webster, Allen	PAW	116

STRIKEOUTS

SAVES

Carter, Anthony	PAW	24
Huntzinger, Brock	POR/PAW	13
Wendelken, J.P.	GRE	10
Perez, Oscar	GRE	8
Striz, Nate	POR/SAL	8

TEAM PITCHING	W-L	ERA	H	CG	SHO	SV	HR	BB	SO
Lowell	40-33	2.95	557	0	8	18	20	180	574
GCL Red Sox	35-25	3.04	409	0	6	19	11	210	397
Pawtucket	80-63	3.90	1201	3	13	37	126	556	1122
Portland	68-73	3.90	1193	5	8	34	106	471	1126
Salem	76-64	3.90	1165	4	10	31	79	442	971
Greenville	51-87	4.44	1116	3	6	23	114	508	1055

2013 MINOR LEAGUE AWARD WINNERS

RED SOX MINOR LEAGUE AWARD WINNERS

Pitcher of the Year.....	LHP Henry Owens, Salem/Portland
Offensive Player of the Year.....	2B Mookie Betts, Greenville/Salem
Defensive Player of the Year.....	C Blake Swihart, Salem
Base Runner of the Year.....	SS Deven Marrero, Salem/Portland
Latin Program Pitcher of the Year.....	LHP Dedgar Jimenez, DSL Red Sox
Latin Program Player of the Year.....	3B Victor Acosta, DSL Red Sox
Lou Gorman Award.....	RHP Steven Wright, Pawtucket

RED SOX MINOR LEAGUE MONTHLY AWARD WINNERS

	APRIL	MAY	JUNE
Offensive Player	3B Garin Cecchini, SAL/POR	2B Mookie Betts, GRE/SAL	OF Keury De La Cruz, SAL
Starting Pitcher	RHP A. Ranaudo, POR/PAW	RHP A. Ranaudo, POR/PAW	RHP Rubby De La Rosa, PAW
Relief Pitcher	RHP Chris Martin, POR/PAW	RHP B. Huntzinger, POR/PAW	RHP J.P. Wendelken, SAL
Defensive Player	C Christian Vazquez, POR/PAW	SS Deven Marrero, SAL/POR	C Jhon Nunez, DSL
Base Runner	OF Shannon Wilkerson, POR	2B Mookie Betts, GRE/SAL	SS Deven Marrero, SAL/POR
Base Stealer	3B Garin Cecchini, SAL/POR	OF Jeremy Hazelbaker, PAW	
	JULY	AUGUST/SEPTEMBER	
Offensive Player	C Daniel Butler, PAW	2B Mookie Betts, GRE/SAL	
Starting Pitcher	LHP Henry Owens, SAL/POR	LHP Henry Owens, SAL/POR	
Relief Pitcher	RHP Victor Ramirez, DSL	RHP Anthony Carter, PAW	
Defensive Player	C Blake Swihart, SAL	OF Manuel Margot, LOW	
Base Runner	SS Tzu-Wei Lin, LOW	OF Aneury Tavarez, GRE	
Base Stealer	2B Mookie Betts, GRE/SAL	OF Luis Alexander Basabe, DSL	

MINOR LEAGUE MID-SEASON ALL-STARs

PAWTUCKET (International Lg.)	PORTLAND (Eastern Lg.)	SALEM (Carolina Lg.)	GREENVILLE (South Atlantic Lg.)	LOWELL (New York-Penn Lg.)	DSL RED SOX (Dominican Summer Lg.)
RHP Anthony Carter	C Christian Vazquez	LHP Henry Owens	2B Mookie Betts	INF Kevin Mager	3B Victor Acosta
RHP R. De la Rosa	3B Michael Almanzar	C Blake Swihart	DH David Chester	RHP Sergio Gomez	RHP Jose Almonte
	LHP Drake Britton	3B Garin Cecchini			
	RHP Anthony Ranaudo				
	C Matt Spring				

MINOR LEAGUE YEAR-END ALL-STARs

PORTLAND (Eastern League)	SALEM (Carolina League)
RHP Anthony Ranaudo	OF Keury De La Cruz

MINOR LEAGUE PITCHERS AND PLAYERS OF THE WEEK

PAWTUCKET (International League)	PORTLAND (Eastern League)	SALEM (Carolina League)
DH Mark Hamilton, 5/6-12	RHP Chris Martin, 4/4-14	3B Garin Cecchini, 4/22-28
RHP Steven Wright, 7/1-7	LHP Drake Britton, 6/3-9	3B Garin Cecchini, 5/6-11
RHP Charlie Haeger, 8/12-18	RHP Keith Couch, 8/12-18	RHP Mike Augliera, 7/1-7
	OF J.C. Linares, 8/26-9/3	3B Stefan Welch, 7/8-14
		LHP Henry Owens, 7/15-22
		RHP Mike Augliera, 7/22-28
		RHP Mike Augliera, 7/29-8/4
		2B Mookie Betts, 8/5-11
		2B Mookie Betts, 8/19-26
GREENVILLE (South Atlantic League)	LOWELL (New York-Penn League)	
2B Mookie Betts, 5/6-12	RHP Jamie Callahan, 7/22-28	
RHP Luis Diaz, 6/24-30	RHP Jamie Callahan, 7/29-8/4	
	LHP Daniel McGrath, 8/5-11	

ALL-STAR FUTURES GAME

Red Sox prospects **RHP Anthony Ranaudo** and **3B Garin Cecchini** (U.S. Team) and **SS Xander Bogaerts** (World Team) were selected to the SiriusXM All-Star Futures Game on 7/14 at City Field in New York City. Cecchini was 1-for-2 with an RBI in the U.S. Futures 4-2 win over the World Futures. Bogaerts was 2-for-3 with a walk and a run scored for the World Team.

FUTURES AT FENWAY

Fenway Park hosted the 8th annual "Futures at Fenway presented by Xfinity" on 7/27. The Red Sox Double-A Portland affiliate defeated the Harrisburg Senators (WSH), 5-2. **1B Travis Shaw** led the Sea Dogs offensively, going 3-for-4 with a solo homer and 2 runs scored. **RHP Keith Couch** earned the win, allowing 2 runs on 2 hits and 2 walks over 7.0 innings. Red Sox affiliates are now 8-6 in "Futures at Fenway" contests.



2013 Pawtucket Red Sox Season in Review

Record: 80-63, 1st, 3.5 GA (North Division)

Pawtucket advanced to the Governors' Cup Finals for the 2nd straight season but failed to take the championship in back-to-back years, falling 3-1 to the Durham Bulls (TB) in the best-of-five series. They previously defeated the Rochester Red Wings (MIN) with a game-5 shutout win in the first round of the International League playoffs. The PawSox finished 1st in the International League Northern Division with an 80-63 record, advancing to postseason play for the 3rd time in as many seasons.

In his 1st year at the helm of the PawSox, manager Gary DiSarcina saw 19 of his players contribute with the Red Sox at the major league level, excluding rehab assignments. The team ended the regular season pacing the Red Sox organization in batting .256 (tied), runs scored (663), hits (1211), homers (120), and walks (540) and ranked 3rd among International League leaders in runs (663) and RBI (618). The club's 3.90 ERA was tied for 3rd among Sox minor leaguers and they combined for 5th in the IL with 1122 strikeouts.

RHP Anthony Carter led organizational hurlers with 24 saves, 2nd in the IL, and tied for a franchise record previously set by RHP Travis Hughes in 2007. A Mid-Season All-Star, he was tied for 1st in the International League in games finished (40) and 2nd in the International League in appearances (52). Carter finished the regular season 2-0 with a 3.47 ERA (24 ER/62.1 IP), 79 strikeouts, and 23 walks and posted a 0.00 ERA in 3.2 innings in the postseason. His 2 saves were 2nd among postseason leaders.

RHP Rubby De La Rosa joined Carter representing Pawtucket as a Mid-Season All-Star and appeared in 24 games for Pawtucket, 20 starts going 3-3 with a 4.26 ERA (38 ER/80.1 IP), and 76 strikeouts.

In 83 regular season contests for Pawtucket, **INF Brock Holt** hit .258 (75-for-291) with 6 doubles, 3 home runs, and 24 RBI, and appeared at second base (44 games), shortstop (32 games), and third base (7 games). He had a 15 game hitting streak from 5/23-6/6. He also led the PawSox with 5 RBI and 35 at-bats in the International League playoffs, tied for most in the IL.

RHP Steven Wright received Boston's Lou Gorman Award which is given annually by the club to a Red Sox minor league player who has demonstrated dedication and perseverance in overcoming obstacles while working his way to the major league team. He went 8-7 with a 3.46 ERA (52 ER/135.1 IP), 65 walks, and 99 strikeouts in 24 regular-season starts with Triple-A Pawtucket. He led the IL with 3 shutouts and ranked among league leaders in ERA (9th).

Wright also went 1-1 in 2 starts for the PawSox in the playoffs, and did not allow an earned run (2 unearned runs) with a team-high 11 strikeouts and 13.0 innings pitched in the postseason. The 29-year-old received IL Pitcher of the Week honors for July 1-7, going 1-0 with a 0.00 ERA over 16.0 innings, including a complete-game shutout, in that span.

RHP Charlie Haegar and **DH Mark Hamilton** also earned weekly honors for the PawSox. Haeger, who was 4-4 with a 4.38 ERA (35 ER/72.0 IP) in 13 starts, was named Pitcher of the week for August 12-18, going 2-0 with a 1.50 ERA (2 ER/12.0 IP) and 11 strikeouts during that span. He was 1-1 with a 4.50 ERA (4 ER/8.0 IP) in 2 postseason games for Pawtucket.

Hamilton finished the season batting .261 (74-for-283) with 21 doubles, 12 homers, 57 RBI and 45 walks. He hit .400 (10-for-25) with 3 doubles, 4 home runs, 10 RBI, 4 walks and 7 runs scored to earn Player of the Week honors for May 6-12.

OF Jackie Bradley, Jr. batted .275 (88-for-320) with 26 doubles, 3 triples, 10 home runs, 35 RBI, and scored 57 runs in 80 regular-season games. Prior to being called for his 4th stint with the Red Sox. Bradley hit .385 (5-for-13) with an RBI, 2 runs scored, and a walk in 3 playoff appearances for the PawSox.

In 60 games for Pawtucket, **SS Xander Bogaerts** had a .284 average (64-for-225) with 11 doubles, 9 homers, and 32 RBI while appearing at shortstop (49 games) and third base (10 games) and was elected to his 2nd straight XM All-Star Futures Game. He ranked 5th among organizational leaders in both batting (.297) and RBI (67), with 23 doubles, 6 triples, 15 home runs, 67 RBI, 63 walks, 72 runs scored, and 7 stolen bases in 116 minor league games this season between Pawtucket and Double-A Portland. At 20 years old, he became the 3rd-youngest active major leaguer behind fellow 20-year-olds Bryce Harper and Jurickson Profar when he was promoted to Boston on August 19.

RHP Allen Webster went 8-4 with a 3.60 ERA (42 ER/105.0 IP), and 116 strikeouts in 21 starts. His 116 strikeouts were the 5th most by a Red Sox minor league pitcher. Over his final 8 starts of the regular season, he went 3-1 with a 2.56 ERA (13 ER/45.2 IP) and 49 strikeouts. He made 1 relief appearance for the PawSox in their International League Semifinals series against Rochester, throwing 1.0 scoreless inning with 1 strikeout.

PAWTUCKET RED SOX, CONTINUED

2013 BATTING AND PITCHING STATISTICS

PLAYER	AVG	G	AB	R	H	2B	3B	HR	RBI	SH	SF	HP	BB	SO	SB	CS	E
Bermudez, Ronald	.258	46	163	22	42	10	1	0	17	3	2	2	6	30	0	2	3
Berry, Quintin	.125	3	8	1	1	0	0	0	0	0	0	1	1	2	2	0	0
Bogaerts, Xander	.284	60	225	32	64	11	0	9	32	1	0	2	28	44	2	2	11
Bradley Jr., Jackie	.275	80	320	57	88	26	3	10	35	2	1	10	41	75	7	7	0
Brentz, Bryce	.264	82	326	36	86	16	1	17	56	0	0	3	20	86	1	0	8
Butler, Dan	.262	84	282	32	74	19	0	14	45	0	2	5	34	59	1	1	6
Dent, Ryan	.167	16	36	3	6	0	0	0	1	1	0	0	2	14	3	1	0
Diaz, Jonathan	.253	101	332	45	84	11	2	2	31	11	1	8	47	67	10	3	5
Hamilton, Mark	.261	82	283	47	74	21	0	12	57	0	5	2	45	87	1	0	1
Hassan, Alex	.321	55	187	26	60	14	0	4	28	0	1	1	36	50	0	1	3
Hazelbaker, Jeremy	.257	121	428	62	110	13	2	11	54	10	5	1	36	131	37	7	6
Hee, Jonathan	.250	3	4	0	1	0	0	0	0	0	0	0	0	0	0	0	2
Henry, Justin	.210	102	357	43	75	17	2	2	36	4	4	4	40	57	9	5	4
Holt, Brock	.258	83	291	35	75	6	0	3	24	2	4	2	30	54	8	3	6
Iglesias, Jose	.202	33	119	17	24	2	0	4	15	3	1	1	9	18	5	3	5
Johnson, Matty	.000	1	4	0	0	0	0	0	1	0	0	0	0	3	0	0	0
Lavarney, Ryan	.250	50	180	23	45	9	0	3	24	0	5	4	25	25	0	0	2
Linares, J.C.	.200	14	45	6	9	3	0	0	1	0	0	1	5	12	0	0	0
Maier, Mitch	.310	31	113	32	35	7	0	3	22	0	0	0	24	26	3	1	0
Meneses, Heiker	.241	18	54	3	13	0	1	0	5	1	1	1	5	12	2	1	1
Middlebrooks, Will	.268	45	179	25	48	5	0	10	35	0	1	0	16	38	1	0	4
Natoli, Nick	.000	1	2	0	0	0	0	0	0	0	0	0	0	0	0	0	0
Ortiz, David	.222	6	18	3	4	0	0	1	4	0	0	0	0	6	0	0	0
Rosario, Alberto	.233	30	90	13	21	3	0	2	6	3	0	2	7	22	0	0	3
Ross, David	.000	4	13	0	0	0	0	0	0	0	0	0	1	5	0	0	0
Snyder, Brandon	.261	68	249	37	65	16	1	10	37	0	1	7	20	69	3	1	9
Sutton, Drew	.245	102	359	55	88	22	1	2	48	11	5	1	58	78	4	2	5
Thomas, Tony	.283	16	60	7	17	4	2	0	3	0	0	0	3	17	2	0	0
Vazquez, Christian	.000	1	3	0	0	0	0	0	0	0	0	0	1	0	0	0	0
Victorino, Shane	.500	1	4	1	2	0	0	1	1	0	0	0	0	1	0	0	0
Totals	.256	143	4734	663	1211	235	16	120	618	52	39	58	540	1090	101	40	93

PITCHER	W-L	ERA	G	GS	CG	SHO	SV	IP	H	R	ER	HR	HB	BB	SO	WP	BK
Aceves, Alfredo	4-2	4.25	8	8	0	0	0	48.2	48	25	23	10	2	17	39	0	0
Bailey, Andrew	0-0	9.00	1	0	0	0	0	1.0	2	1	1	1	0	2	7	0	0
Barnes, Matt	1-0	0.00	1	1	0	0	0	5.1	3	0	0	0	0	2	7	0	0
Beato, Pedro	5-3	2.98	34	0	0	0	5	51.1	46	22	17	7	4	24	45	1	0
Breslow, Craig	0-0	2.45	4	0	0	0	0	3.2	4	1	1	0	0	3	4	0	0
Britton, Drake	0-1	8.44	1	1	0	0	0	5.1	10	5	5	0	0	1	5	0	0
Buchholz, Clay	0-0	2.70	1	1	0	0	0	3.1	7	1	1	0	0	0	2	0	0
Carpenter, Chris	0-2	4.96	30	1	0	0	0	45.1	50	27	25	3	4	29	48	6	0
Carter, Anthony	2-0	3.47	52	0	0	0	24	62.1	56	26	24	6	3	23	79	5	0
Contreras, Jose	0-2	6.52	8	0	0	0	0	9.2	9	9	7	2	0	6	15	2	0
Couch, Keith	0-0	27.00	1	1	0	0	0	1.0	3	4	3	0	0	2	3	0	0
De La Rosa, Rubby	3-3	4.26	24	20	0	0	0	80.1	65	40	38	9	7	48	76	1	0
De La Torre, Jose	5-1	2.75	34	0	0	0	1	52.1	35	18	16	2	0	27	59	3	0
Diaz, Jonathan	0-0	6.00	2	0	0	0	0	3.0	6	2	2	0	1	0	2	0	0
Doyle, Terry	5-6	5.60	18	11	0	0	0	80.1	80	51	50	10	6	39	64	5	0
Godfrey, Graham	4-3	3.83	13	4	0	0	0	42.1	44	22	18	5	4	19	30	2	0
Haeger, Charlie	4-4	4.38	13	13	0	0	0	72.0	77	41	35	11	2	40	59	3	0
Hanrahan, Joel	0-0	9.00	2	0	0	0	0	2.0	2	2	2	1	0	1	1	0	0
Hernandez, Chris	3-9	5.72	24	16	0	0	0	102.1	130	76	65	12	3	51	61	7	1
Huntzinger, Brock	2-2	1.43	24	0	0	0	0	37.2	27	10	6	1	1	16	37	4	0
Kehrt, Jeremy	0-2	6.46	5	2	0	0	1	15.1	31	12	11	1	0	4	12	1	0
Latimer, Will	0-0	9.39	4	0	0	0	0	7.2	11	8	8	1	1	6	6	0	0
Lyon, Brandon	0-0	1.69	4	0	0	0	2	5.1	5	2	1	0	0	1	3	0	0
Martin, Chris	3-3	3.18	30	0	0	0	2	51.0	51	19	18	3	4	10	47	0	0
Morales, Franklin	0-1	4.76	5	2	0	0	0	11.1	5	6	6	3	0	3	12	0	0
Mortensen, Clayton	3-0	2.47	14	6	0	0	0	43.2	34	14	12	4	2	20	39	3	0
Niesen, Eric	0-0	6.75	2	0	0	0	0	1.1	2	1	1	0	0	1	1	1	0
Ranaudo, Anthony	3-1	2.97	6	5	0	0	0	30.1	32	11	10	1	0	7	21	0	0
Rowland-Smith, Ryan	7-0	1.55	37	0	0	0	1	52.1	37	12	9	3	1	15	45	3	0
Sutton, Drew	0-2	7.20	3	0	0	0	0	5.0	6	4	4	1	0	2	4	0	0
Villarreal, Brayan	0-1	1.69	5	0	0	0	1	5.1	3	1	1	0	0	4	6	0	0
Villarreal, Oscar	4-2	4.44	14	0	0	0	0	24.1	23	13	12	2	2	9	23	2	0
Webster, Allen	8-4	3.60	21	21	0	0	0	105.0	71	45	42	9	16	43	116	9	1
Wilson, Alex	3-1	3.71	14	0	0	0	0	17.0	17	7	7	2	0	5	16	2	0
Workman, Brandon	3-1	2.80	6	6	0	0	0	35.1	39	13	11	6	2	13	34	1	0
Wright, Steven	8-7	3.46	24	24	3	3	0	135.1	130	64	52	10	4	65	99	14	0
Totals	80-63	3.90	143	143	3	13	37	1255.0	1201	615	544	126	69	556	1122	75	2



PORTLAND SEA DOGS

EASTERN LEAGUE - DOUBLE-A

HADLOCK FIELD, 271 PARK AVENUE, PORTLAND, ME 04102

2013 Portland Sea Dogs Season in Review

Record: 68-73, 4th, 18.0 GB (Eastern Division)

In his 3rd season managing Portland, Kevin Boles led the Sea Dogs to a 68-73 record in the Eastern League's Northern Division. Portland batters were 3rd among Red Sox minor league teams and 7th in the EL with a .253 batting average. They led the league in stolen bases (149), were tied for 2nd in triples (42), and ranked 3rd in walks (519). The club's 3.90 ERA was 4th in the EL.

C Christian Vazquez was named the Sea Dogs Most Valuable Player, hitting a team-high .289 (99-for-342) with 19 doubles, 5 home runs, and 48 RBI. He ranked among league leaders in batting (8th) and led EL catchers throwing out 47 of 101 attempted base stealers (46.5 percent).

Vazquez was selected to the EL All-Star Team with teammates **3B Michael Almanzar**, **LHP Drake Britton**, **RHP Anthony Ranaudo**, and **C Matt Spring**, and served as starting catcher for the Eastern Division. Named the Best Defensive Catcher and ranked No. 19 among Red Sox prospects by *Baseball America*, he hit .347 (50-for-144) after the All-Star break and was promoted to Triple-A Pawtucket on 9/1.

Almanzar played in a team-high 131 games, and hit .268 (136-for-507) with 29 doubles, 3 triples, 16 homers, and 81 RBI. He ranked 3rd among organizational leaders in RBI, 5th in the EL, and 3rd in home runs. The third baseman led the team in hits, doubles, and RBI.

Britton was 7-6 with a 3.51 ERA (38 ER/97.1 IP), 36 walks, and 80 strikeouts in 17 games (16 starts) for the Sea Dogs. An EL Pitcher of the Week for 6/3-9, he held left-handed hitters to a .187 (20-for-107) batting average and posted a 4-2 record with a 2.32 ERA (13 ER/50.1 IP) before being promoted to Triple-A Pawtucket on 7/5. Britton began his 1st major league stint with the Red Sox on 7/14.

Named the 2013 Eastern League Pitcher of the Year, Ranaudo went 8-4 with a 2.95 ERA and 106 strikeouts in 19 games for the Sea Dogs. The 23-year-old started the season with a 6-1 record with a 1.48 ERA (9 ER/54.2 IP) in his 1st 10 starts and led the Eastern League in WHIP (1.09) and batting average against (.204) at the time of his promotion to Triple-A Pawtucket on 8/2.

Ranaudo also ranked 3rd in ERA (2.95), tied for 7th in wins (8) and tied for 8th in strikeouts (106). He was the starting pitcher for the Eastern Division in the 2013 Eastern League All-Star Game and participated in the MLB All-Star Futures Game at Citi Field in New York. Also a Post-Season All-Star, Ranaudo tied a Sea Dogs franchise record by striking out a career-high 13 batters in a 2-0 win over Erie on 6/13.

Named the Sea Dogs 10th Player of the year, Spring hit .222 with 12 doubles, 10 home runs, 34 RBI, and .716 on-base percentage in 52 games for Portland. Spring was named to the Eastern League All-Star team, his first All-Star selection in his 10-year minor leaguer career.

LHP Henry Owens went 3-1 with a 1.78 ERA (6 ER/30.1 IP) for Portland following his promotion from High-A Salem on 8/1. He struck out 46 and walked 15 in 6 starts with the Sea Dogs. Named the No. 5 prospect in the Red Sox organization by *Baseball America*, Owens combined for a 2.67 ERA between Portland and Salem, 3rd best among Sox minor leaguers. He led organizational hurlers with 169 strikeouts and tied for first with 11 wins.

RHP Keith Couch tied teammates Owens and Ranaudo for an organizational-high 11 wins finishing the year 11-3 in 29 games, 15 starts, including 2 complete-game performances. He was 6th in the league with a 3.47 ERA (50 ER/129.2 IP) with 92 strikeouts and 43 walks.

RHP Pete Ruiz was named Sea Dogs Citizen of the Year, dedicating much of the 2013 season to community involvement. He made appearances at schools to talk about the importance of education, saying no to drugs and alcohol, and volunteered his time teaching children the fundamentals of baseball at several free clinics offered at Hadlock Field. In 30 games with the Sea Dogs, he produced a 3-3 record with a 5.23 ERA (31 ER/53.1 IP) and 69 strikeouts.

PORTLAND SEA DOGS, CONTINUED

2013 BATTING AND PITCHING STATISTICS

PLAYER	AVG	G	AB	R	H	2B	3B	HR	RBI	SH	SF	HP	BB	SO	SB	CS	E
Almanzar, Michael	.268	131	507	67	136	29	3	16	81	0	6	6	42	100	13	3	19
Bermudez, Ronald	.268	21	71	11	19	1	0	1	9	1	1	0	6	15	1	2	1
Bogaerts, Xander	.311	56	219	40	68	12	6	6	35	1	2	2	35	51	5	1	9
Cecchini, Garin	.296	66	240	36	71	14	3	2	28	0	2	2	51	52	8	2	5
Dent, Ryan	.257	56	183	26	47	7	0	3	22	1	0	1	16	39	8	4	3
Drew, Stephen	.200	6	20	1	4	2	0	1	4	0	1	0	2	4	0	0	0
Escobar, Leonel	.000	1	1	0	0	0	0	0	0	0	0	0	1	1	0	0	0
Gibson, Derrik	.250	88	260	40	65	16	1	2	22	6	2	3	37	61	12	5	11
Heller, Kevin	.150	7	20	1	3	1	0	0	3	0	0	0	3	6	1	0	0
Hissey, Peter	.260	68	262	35	68	15	2	3	24	5	3	2	22	63	17	4	0
Jacobs, Brandon	.375	3	8	2	3	1	1	0	0	0	0	0	0	2	0	0	0
Johnson, Matty	.280	25	93	12	26	2	1	0	4	2	0	1	9	13	8	7	1
Linares, J.C.	.276	81	301	44	83	24	2	8	51	0	2	10	26	72	0	0	4
Marrero, Deven	.236	19	72	7	17	0	0	0	5	1	2	0	10	16	6	0	2
Meneses, Heiker	.255	92	322	43	82	15	4	3	31	4	0	7	20	84	11	7	15
Natoli, Nick	.429	3	14	2	6	1	0	0	2	0	0	0	0	4	1	0	1
Rosario, Alberto	.167	11	36	3	6	0	0	0	4	0	1	1	3	4	0	0	0
Ross, David	.333	3	6	3	2	2	0	0	2	0	0	0	1	2	0	0	0
Shaw, Travis	.221	127	444	57	98	21	4	16	50	0	2	5	78	117	7	3	9
Spring, Matt	.222	52	185	21	41	12	0	10	34	0	1	2	10	64	0	0	5
Thomas, Tony	.220	107	418	51	92	25	7	11	68	0	5	8	33	113	16	2	11
Vazquez, Christian	.289	96	342	48	99	19	1	5	48	3	4	3	47	44	7	5	10
Vitek, Kolbrin	.204	58	201	14	41	8	1	0	14	0	2	2	14	60	5	3	5
Wilkerson, Shannon	.237	124	465	76	110	23	6	4	37	9	6	5	53	101	23	13	3
Totals	.253	141	4690	640	1187	250	42	91	578	33	42	60	519	1088	149	61	122

PITCHER	W-L	ERA	G	GS	CG	SHO	SV	IP	H	R	ER	HR	HB	BB	SO	WP	BK
Balcom-Miller, Chris	0-1	4.12	9	0	0	0	0	19.2	20	9	9	3	0	9	18	2	0
Bard, Daniel	0-1	6.39	13	0	0	0	0	12.2	13	11	9	1	0	17	6	8	0
Barnes, Matt	5-10	4.33	24	24	0	0	0	108.0	112	62	52	11	4	46	135	7	0
Breslow, Craig	0-0	***	1	1	0	0	0	0.0	3	3	3	0	0	1	0	0	0
Britton, Drake	7-6	3.51	17	16	1	1	0	97.1	94	52	38	5	2	36	80	6	0
Celestino, Miguel	1-9	6.13	39	0	0	0	1	72.0	81	52	49	10	1	36	70	11	1
Couch, Keith	11-3	3.47	29	15	2	0	0	129.2	132	63	50	11	4	43	92	4	1
Dent, Ryan	1-0	0.00	1	0	0	0	0	2.0	2	0	0	0	0	2	1	0	0
Doyle, Terry	1-6	4.06	11	10	2	0	0	68.2	73	32	31	6	1	17	49	3	0
Haeger, Charlie	4-4	3.99	12	12	0	0	0	70.0	61	36	31	7	7	43	56	11	0
Hernandez, Chris	2-0	1.64	5	5	0	0	0	33.0	28	8	6	0	0	8	19	0	0
Huntzinger, Brock	3-0	2.32	25	0	0	0	13	31.0	24	12	8	2	0	12	25	3	0
Kaminska, Kyle	0-3	9.00	4	4	0	0	0	19.0	34	22	19	1	3	4	11	2	0
Kehrt, Jeremy	2-3	4.33	22	7	0	0	0	70.2	78	46	34	6	4	25	54	7	0
Kraus, Kyle	0-0	0.00	1	0	0	0	0	4.0	1	0	0	0	0	1	2	0	0
Lackey, John	0-0	0.00	1	1	0	0	0	3.2	3	0	0	0	0	2	5	0	0
Lanigan, Bobby	0-2	7.85	8	1	0	0	2	18.1	25	18	16	4	0	4	15	0	0
Latimer, Will	2-5	2.18	19	0	0	0	0	33.0	38	19	8	0	2	15	32	2	0
Maloney, Matt	1-1	5.14	10	0	0	0	1	14.0	18	9	8	1	1	2	8	0	0
Martin, Chris	2-0	0.00	12	0	0	0	3	21.0	9	0	0	0	0	6	27	0	0
McCarthy, Mike	1-3	6.03	10	5	0	0	2	37.1	45	25	25	4	2	9	19	1	0
Morales, Franklin	1-0	1.13	3	2	0	0	0	8.0	10	2	1	0	0	2	7	0	0
Niesen, Eric	1-3	4.34	12	0	0	0	1	18.2	18	12	9	1	2	12	22	1	0
Ott, Matty	0-0	0.00	1	0	0	0	0	4.0	1	0	0	0	0	1	2	0	0
Owens, Henry	3-1	1.78	6	6	0	0	0	30.1	18	8	6	3	2	15	46	3	0
Pena, Miguel	1-1	5.60	3	3	0	0	0	17.2	18	11	11	4	0	5	12	1	0
Perez, Rafael	2-2	2.64	25	0	0	0	6	30.2	27	9	9	3	1	5	30	1	0
Ramirez, Noe	1-1	2.83	15	0	0	0	5	28.2	22	9	9	4	2	8	31	0	0
Ranaudo, Anthony	8-4	2.95	19	19	0	0	0	109.2	80	39	36	9	3	40	106	1	1
Ruiz, Pete	3-3	5.23	30	0	0	0	0	53.1	50	34	31	4	5	27	69	9	1
Striz, Nate	0-0	6.00	1	0	0	0	0	3.0	4	2	2	0	0	1	3	1	1
Workman, Brandon	5-1	3.43	11	10	0	0	0	65.2	51	29	25	6	1	17	74	3	0
Totals	68-73	3.90	141	141	5	8	34	1234.2	1193	634	535	106	47	471	1126	87	5



SALEM RED SOX

CAROLINA LEAGUE - HIGH-A

SALEM MEMORIAL BALLPARK, 1004 TEXAS STREET, SALEM, VA 24153

2013 Salem Red Sox Season in Review

Record: 76-64, 2nd, 1.5 GB (Southern Division) / 1st Half: 33-37, 3rd, 7.5 GB / 2nd Half: 43-27, 1st, 6.0 GA

The Salem Red Sox won their 1st Mills Cup Championship since 2001, sweeping both the 1st round and the finals to cap an 11-game winning streak. In his 2nd season with Salem, Billy McMillon led the Red Sox to a 2nd-place finish in the Carolina League Southern Division at 76-64 with a division-leading 43-27 record in the 2nd half. Salem posted a 33-37 mark in the 1st half.

With a 52-56 record to close out July, the Salem Sox finished the season with the best record in the minor leagues from 8/1, going 24-8 to close out the regular season. The Sox finished with a .256 batting average, tied for the best in the Red Sox minor league system and 3rd in the Carolina League.

They were 2nd in the CL in stolen bases (175) and 3rd in runs scored (644), homers (96), walks (514), and RBI (578). Sox pitchers combined for a 3.90 ERA, 4th in the CL. The Sox paced the league with a .978 fielding percentage.

Named the Red Sox Minor League Pitcher of the Year, **LHP Henry Owens** had the most strikeouts for a Red Sox minor leaguer, 169 between Salem and Double-A Portland, since Clay Buchholz' 171 in 2007. He also tied for the most wins and ranked 3rd among leaders in ERA. A Carolina League Pitcher of the Week for July 15-22, he was also a Mid-Season All-Star and threw 19.1 consecutive hitless innings from July 11-28 with the Salem Sox. Owens went 8-5 with a 2.92 ERA (34 ER/104.2 IP) for Salem prior to his promotion to Portland on 8/1.

Joining Owens as a Mid-Season All-Star for the Carolina League, **C Blake Swihart** ranked among both organizational (4th) and league (T-5th) leaders in batting. The Red Sox Minor League Defensive Player of the Year committed just 10 errors in 841 chances for a .988 fielding percentage in 101 games at catcher with High-A Salem. The 21-year-old led the Carolina League in putouts (743) and assists (88). He batted .298 (112-for-376) with 29 doubles, 7 triples, 2 home runs, 41 walks, and 42 RBI in 103 games with Salem.

In 63 games with the Salem Red Sox, **3B Garin Cecchini** led the CL in hitting at .350 (75-for-214), walks (43) and on-base percentage (.469) and was 2nd in slugging percentage (.547) prior to his promotion to Double-A Portland on 6/21. He led the organization batting .322 (146-for-454) between both clubs. Named a Carolina League All-Star, he had 19 doubles, 4 triples, 5 home runs, 33 RBI, and 15 stolen bases for Salem.

2B Mookie Betts hit .341 (63-for-185) in 51 games for the Salem Sox. The two-time Carolina League Player of the Week (8/5-11 and 8/19-26) ranked 3rd among CL playoff leaders with a .412 (7-for-17) average in 5 games for Salem. The Red Sox Minor League Offensive Player of the Year, Betts paced all Red Sox minor leaguers with 38 stolen bases and ranked 2d in batting.

2B Sean Coyle was named MVP of the Mills Cup Finals and led playoff leaders in doubles (3), RBI (7), and slugging percentage (.833). He hit .417 (5-for-12), 2nd in the league, in 3 games for Salem. Coyle hit .241 (47-for-195) with 9 doubles, 1 triple, 14 homers, 28 RBI, and 24 walks in 48 regular-season games for the team. His 16 home runs between Salem, Single-A Greenville, and Rookie-Level GCL Red Sox were tied 3rd in the Red Sox organization.

Named a Post-Season All-Star, **OF Keury De La Cruz** ranked among CL leaders in doubles (3rd, 36), RBI (2nd, 89), hits (5th, 138), and extra-base hits (T-3rd, 51). He hit .258 (138-for-535) and led the team in doubles, RBI, hits, and total bases (213).

A 3-time CL Pitcher of the Week, including back-to-back honors in July, **RHP Mike Augliera** finished the year 9-6 with a 4.23 ERA (66 ER/140.1 IP), he was tied for 4th in the Red Sox system for wins, and 5th in the CL in innings pitched. He was 1-0 with 1 walk, 6 hits, and 7 strikeouts over 6.2 scoreless innings in 1 playoff start for the Salem Sox.

SALEM RED SOX, CONTINUED

2013 BATTING AND PITCHING STATISTICS

PLAYER	AVG	G	AB	R	H	2B	3B	HR	RBI	SH	SF	HP	BB	SO	SB	CS	E
Betts, Mookie	.341	51	185	30	63	12	3	7	39	1	1	1	23	17	20	2	6
Blair, Carson	.250	41	124	21	31	9	2	4	13	0	0	1	23	39	2	1	1
Cecchini, Garin	.350	63	214	44	75	19	4	5	33	0	0	5	43	34	15	7	12
Chester, David	.273	29	99	12	27	2	0	6	14	0	1	1	11	22	2	0	1
Coyle, Sean	.241	48	195	41	47	9	1	14	28	0	4	1	24	65	11	0	1
De La Cruz, Keury	.258	133	535	65	138	36	6	9	89	0	7	2	31	130	16	9	3
Escobar, Leonel	.167	4	12	0	2	0	0	0	0	1	0	0	0	4	0	0	0
Frias, Vladimir	.192	9	26	1	5	0	0	0	0	2	0	0	2	5	1	1	3
Garcia, Jose	.176	34	108	2	19	3	1	0	10	1	2	0	5	24	2	3	4
Gedman, Matthew	.279	65	229	30	64	12	0	7	31	0	1	1	19	33	6	0	5
Heller, Kevin	.000	3	9	0	0	0	0	0	0	0	0	0	0	4	0	0	0
Jacobs, Brandon	.244	81	291	44	71	24	0	11	44	0	3	8	33	88	10	4	3
Johns, Bryan	.186	19	59	6	11	2	0	0	5	1	0	4	5	15	1	0	3
Johnson, Matty	.252	56	202	20	51	9	3	0	22	11	2	1	16	31	11	6	1
Koback, Cody	.215	54	186	17	40	5	2	0	10	4	2	6	14	29	6	0	3
Marrero, Deven	.256	85	332	50	85	20	0	2	21	1	0	1	42	60	21	2	4
Natoli, Nick	.185	97	319	43	59	16	1	1	28	6	2	6	51	84	11	2	18
Ramos, Henry	.252	129	469	69	118	27	7	12	55	6	7	3	55	100	11	12	4
Renfroe, David	.222	62	216	25	48	11	2	3	31	0	4	3	20	50	2	2	10
Roberson, Tim	.268	17	56	10	15	2	0	2	8	0	0	0	6	14	0	0	2
Sanchez, Felix	.216	32	116	21	25	2	0	1	9	3	1	2	5	43	17	5	2
Swihart, Blake	.298	103	376	45	112	29	7	2	42	1	3	1	41	63	7	8	10
Welch, Stefan	.292	75	267	48	78	19	0	10	46	0	3	10	45	65	3	2	1
Totals	.256	140	4625	644	1184	268	39	96	578	38	43	57	514	1019	175	66	114

PITCHER	W-L	ERA	G	GS	CG	SHO	SV	IP	H	R	ER	HR	HB	BB	SO	WP	BK
Augliera, Mike	9-6	4.23	26	26	1	0	0	140.1	146	74	66	10	3	38	76	6	1
Balcom-Miller, Chris	0-0	1.35	4	0	0	0	0	6.2	6	2	1	0	0	2	1	2	0
Cuevas, William	8-9	5.05	26	26	1	0	0	135.1	139	82	76	13	4	40	109	12	1
Diaz, Luis	2-0	1.38	2	2	0	0	0	13.0	11	3	2	0	0	4	8	0	1
Frias, Vladimir	0-1	5.40	1	0	0	0	0	1.2	1	1	1	0	1	0	0	0	0
Johnson, Brian	1-0	1.64	2	2	0	0	0	11.0	9	2	2	0	0	5	8	1	0
Kaminska, Kyle	0-0	4.38	2	2	0	0	0	12.1	12	6	6	2	0	1	7	1	0
Kraus, Kyle	4-2	4.04	13	5	0	0	1	49.0	52	24	22	5	3	13	28	3	0
McCarthy, Mike	5-2	4.29	21	11	0	0	1	86.0	106	50	41	11	1	18	66	6	0
Natoli, Nick	0-0	0.00	1	0	0	0	0	1.0	1	0	0	0	0	2	0	0	0
Ogando, Nefi	2-3	4.09	33	0	0	0	3	55.0	49	34	25	5	2	27	44	8	0
Olivares, Gerardo	0-0	27.00	2	0	0	0	0	2.1	6	7	7	0	0	4	1	0	0
Ott, Matty	4-5	3.82	37	0	0	0	5	73.0	67	33	31	4	4	22	66	1	0
Owens, Henry	8-5	2.92	20	20	0	0	0	104.2	66	39	34	6	7	53	123	8	0
Pena, Miguel	6-7	4.00	15	15	1	0	0	81.0	84	39	36	4	4	27	54	1	0
Price, Matt	6-0	2.41	35	0	0	0	6	52.1	32	15	14	2	3	22	50	7	1
Quevedo, Heri	6-5	4.18	23	11	0	0	2	97.0	84	52	45	4	5	52	91	9	1
Ramirez, Noe	2-1	2.11	21	0	0	0	1	47.0	41	13	11	0	4	9	44	3	0
Rivera, Manuel	0-1	4.58	9	0	0	0	1	17.2	22	9	9	1	4	7	9	3	0
Scott, Robby	4-4	2.79	31	0	0	0	2	67.2	51	27	21	6	2	30	44	5	0
Striz, Nate	1-4	3.14	38	0	0	0	8	57.1	48	21	20	0	5	26	59	11	0
Stroup, Kyle	4-9	5.17	22	20	1	0	0	87.0	110	54	50	5	5	29	58	6	1
Younginer, Madison	4-0	3.52	13	0	0	0	1	23.0	22	9	9	1	3	11	25	2	0
Totals	76-64	3.90	140	140	4	10	31	1221.1	1165	596	529	79	60	442	971	95	6



GREENVILLE DRIVE

SOUTH ATLANTIC LEAGUE • SINGLE-A

FLUOR FIELD AT THE WEST END, 945 SOUTH MAIN STREET, GREENVILLE, SC 29601

2013 Greenville Drive Season in Review

Record: 51-87, 7th, 31.5 GB (Southern Division) / 1st Half: 22-47, 7th, 21.0 GB / 2nd Half: 29-40, 6th, 15.5 GB

In his 2nd year as Greenville's manager, Carlos Febles led the Drive to a 51-87 season, 7th in the South Atlantic League Southern Division.

The club's regular-season attendance of 300,402 at Fluor Field led the Southern Division for the 6th straight year and ranked 3rd overall in the league. Fluor Field at the West End was named Best Playing Field in the South Atlantic League for 2013 with head groundskeeper Greg Burgess receiving the Sports Turf Manager of the Year award for the Drive.

Greenville's .246 batting average ranked 4th in the Red Sox system, 10th in the SAL, and were tied for 5th in the league with 237 doubles. Club hurlers combined for 13th in the league with a 4.44 ERA.

The Drive were represented by **2B Mookie Betts** and **DH David Chester** in the South Atlantic League All-Star Game. Betts was 0-for-2 in the loss as the SAL South Division fell to the North Division, 2-1. Chester went 1-for-2 for the South.

Betts hit .296 (82-for-277) for the Drive with 24 doubles, 1 triple, 8 homers, 26 RBI, 58 walks, and 18 stolen bases before being promoted to High-A Salem on 7/9. A South Atlantic League Player of the Week for 5/6-12, he led the team in runs (63) and walks and ranked 3rd in total bases (132) and stolen bases.

Chester led the Drive in RBI (71) and home runs (13) and ranked second in hits (90), doubles (25), and walks (41). He hit .270 (90-for-333) at the time of his promotion to High-A Salem on 7/24.

OF Aneury Tavarez led the Drive with 29 stolen bases, 3rd most among Red Sox minor leaguers. He hit .257 (123-for-479) in a team-leading 125 games for Greenville. Tavarez also led the team in hits (123), doubles (28), triples (7), walks (21) and total bases (186) and ranked 2nd in runs (56), and RBI (55).

RHP Justin Haley was 7-11 with a 3.68 ERA (51 ER/124.2 IP). He walked 74 and struck out a team-leading 124 in 26 games. His 24 starts were tied for the most for the Drive and he ranked among Red Sox organizational leaders in ERA (8th) and strikeouts (4th).

RHP Luis Diaz was 7-4 with a 2.05 ERA (20 ER/88.0 IP) in 15 games, 14 starts, for the Drive. Named the South Atlantic League Pitcher of the Week for 6/24-30, he went 2-0 with a 0.69 ERA in 2 starts during that span. He held batters to 6 hits and 1 run, striking out 15 for the honor. Diaz struck out 86 and allowed 20 walks, 32 runs and 74 hits over 88.0 innings.

GREENVILLE DRIVE, CONTINUED

2013 BATTING AND PITCHING STATISTICS

PLAYER	AVG	G	AB	R	H	2B	3B	HR	RBI	SH	SF	HP	BB	SO	SB	CS	E
Betts, Mookie	.296	76	277	63	82	24	1	8	26	3	1	1	58	40	18	2	12
Briscoe, Keaton	.206	57	180	26	37	7	3	2	15	2	0	5	20	58	3	2	8
Chester, David	.270	94	333	38	90	25	0	13	71	0	5	6	41	89	1	0	3
Colorado, Jose	.091	4	11	0	1	1	0	0	0	0	0	0	3	4	0	0	1
Coyle, Sean	.320	6	25	4	8	3	0	1	4	0	0	0	3	9	0	1	0
Escobar, Leonel	.206	11	34	0	7	1	0	0	2	1	0	0	2	7	0	0	2
Graghani, Reed	.259	38	147	23	38	8	0	1	16	2	3	6	13	22	2	2	4
Guerrero, Dreilly	.171	56	164	23	28	5	0	1	8	3	2	1	15	56	5	2	8
Hassan, Alex	.478	8	23	4	11	2	0	0	7	0	0	0	10	2	0	0	0
Heller, Kevin	.248	35	117	12	29	3	2	2	10	0	0	5	10	33	4	0	3
Hernandez, Jayson	.267	60	206	13	55	6	0	1	16	0	1	9	9	36	0	2	7
Johns, Bryan	.181	21	72	8	13	0	1	2	14	2	2	1	7	21	1	1	2
Koback, Cody	.282	61	227	33	64	11	2	0	29	4	1	6	21	45	10	6	4
Loya, Jesus	.296	33	125	12	37	6	1	0	9	1	0	1	7	17	3	2	0
Mager, Kevin	.245	16	49	8	12	3	0	1	5	0	0	0	8	15	0	0	3
Martinez, Mario	.285	76	295	35	84	14	0	9	54	0	2	5	15	81	0	1	17
Miller, Mike	.356	15	45	8	16	6	0	0	2	1	0	2	5	5	3	1	3
Moanaroo, Boss	.173	84	277	26	48	13	1	4	29	0	3	2	40	107	0	0	4
Moore, Nick	.158	24	76	6	12	2	0	2	8	0	0	0	11	47	3	1	11
Perkins, Kendrick	.221	45	154	14	34	9	1	2	10	0	0	2	10	57	4	5	3
Roberson, Tim	.289	47	187	17	54	9	1	3	29	0	1	0	8	46	0	0	3
Sanchez, Felix	.206	43	131	20	27	4	0	0	6	3	1	8	11	49	10	5	1
Tavarez, Aneurvy	.257	125	479	56	123	28	7	7	55	7	3	6	21	140	29	15	7
Turocy, Drew	.297	72	279	33	83	25	5	0	20	0	0	2	19	67	6	2	4
Vinicio, Jose	.192	107	391	44	75	14	4	1	26	9	1	5	12	108	21	9	31
Weems, Jordan	.204	61	201	15	41	8	0	0	13	0	0	3	25	60	2	1	3
Totals	.246	138	4505	541	1109	237	29	60	484	38	26	76	404	1221	125	60	153

PITCHER	W-L	ERA	G	GS	CG	SHO	SV	IP	H	R	ER	HR	HB	BB	SO	WP	BK
Dahlstrand, Jacob	4-8	4.65	18	15	1	0	0	89.0	95	50	46	9	5	34	51	18	2
Diaz, Luis	7-4	2.05	15	14	1	0	0	88.0	74	32	20	5	3	20	86	6	0
Garcia, Jason	2-2	4.21	9	1	0	0	1	36.1	33	20	17	3	3	16	36	3	1
Gomez, Sergio	1-3	2.96	5	5	0	0	0	27.1	21	10	9	2	3	10	25	6	0
Haley, Justin	7-11	3.68	26	24	0	0	0	124.2	97	64	51	10	0	74	124	10	2
Johnson, Brian	1-6	2.87	15	15	0	0	0	69.0	50	29	22	4	4	28	69	7	1
Kapteyn, Braden	1-1	4.58	10	0	0	0	0	17.2	15	12	9	1	4	19	15	3	0
Kraus, Kyle	2-0	2.29	19	0	0	0	4	35.1	32	11	9	1	3	4	35	2	0
Kukuk, Cody	4-13	4.63	26	24	0	0	1	107.0	77	69	55	5	1	81	113	19	0
Larson, Greg	0-0	9.45	4	0	0	0	0	6.2	12	8	7	0	0	4	5	2	0
Light, Pat	1-4	8.89	10	9	0	0	0	28.1	44	33	28	4	1	14	28	5	0
Maddox, Austin	4-6	5.63	33	7	0	0	1	88.0	109	67	55	13	3	22	65	13	0
Mager, Kevin	0-0	0.00	1	0	0	0	0	1.0	1	0	0	0	0	1	0	0	0
Martin, Kyle	2-1	2.12	9	0	0	0	1	17.0	8	5	4	0	3	7	15	0	0
McGeary, Jack	1-1	4.02	9	0	0	0	0	15.2	10	7	7	1	2	13	20	2	1
Montas, Francellis	2-9	5.70	19	18	1	0	0	85.1	94	62	54	10	3	32	96	9	1
Morales, Franklin	0-0	0.00	1	1	0	0	0	3.0	1	0	0	0	0	2	1	0	0
Olivares, Gerardo	3-4	5.18	20	0	0	0	2	40.0	36	24	23	7	6	15	26	4	0
Ortega, Yunior	2-6	6.55	26	1	0	0	1	78.1	96	66	57	14	6	26	66	2	3
Rivera, Manuel	0-0	3.38	14	0	0	0	1	21.1	22	10	8	1	0	5	14	3	0
Smorol, Rob	0-0	0.00	1	0	0	0	0	1.0	0	0	0	0	0	1	0	0	0
Taveras, Francisco	3-5	6.69	19	4	0	0	1	71.1	80	57	53	15	4	30	48	7	0
Velette, Raynel	0-3	3.58	15	0	0	0	0	32.2	31	14	13	4	2	16	33	7	0
Wendelken, Jeffrey	2-0	2.77	27	0	0	0	10	65.0	59	20	20	4	3	20	54	6	2
Younginer, Madison	2-0	5.59	13	0	0	0	0	19.1	19	12	12	1	0	14	30	3	0
Totals	51-87	4.44	138	138	3	6	23	1168.1	1116	682	577	114	59	508	1055	137	13



LOWELL SPINNERS

NEW YORK-PENN LEAGUE - SHORT-A

LeLACHEUR PARK, 450 AIKEN STREET, LOWELL, MA 01854

2013 Lowell Spinners Season in Review

Record: 40-33, 2nd, 2.5 GB (Stedler Division)

Led by Bruce Crabbe, in his 3rd stint with Lowell and 2nd consecutive year with the team, the Spinners finished the 2013 season with a 40-33 record, 2nd in the New York-Penn League's Stedler Division.

Club hurlers combined for 4th in the league with a 2.95 ERA, best in the Red Sox system. They allowed the 2nd fewest walks (180) and hits (557) in the league. Lowell ranked 9th with a .235 team batting average but led the NYPL with 249 walks.

The Spinners led the Stedler Division with a regular-season attendance of 156,358 at LeLacheur Park. The mark was 3rd in the league.

RHP Ty Buttrey topped organizational leaders with a 2.21 ERA (15/61.0 IP), 7th in the NYPL. He was 4-3 in a team-leading 13 starts for the Spinners. He allowed 2 earned runs or less in his final 5 starts for Lowell. Buttrey was 2-0 with a 1.57 ERA (4 ER/23.0 IP) in 5 starts for the month of July. He allowed 4 runs and walked 8, striking out 15 in that span.

INF Kevin Mager, RHP Sergio Gomez, and RHP Joe Gunkel were selected to represent the Spinners in the 2013 New York-Penn League All-Star game. Mager ranked among Red Sox minor league hitters, batting .280 (66-for-236) for Lowell. He led the team in hits, doubles (13), triples (3), home runs (2), RBI (36), walks (32), and total bases (91).

Gomez was 3-1 with a 1.60 ERA (9 ER/50.2 IP) in 10 games (5 GS) for the Spinners. He allowed 14 walks and struck out 55, second among Lowell hurlers before being promoted to Single-A Greenville. He posted a 0.79 ERA at LeLacheur Park in 4 games (3 GS). He was 2-0, allowing 14 hits, 3 runs, 2 earned, and striking out 19 at home.

Gunkel was 3-0 with 5 saves in 14 games for the Spinners. He posted a 1.35 ERA (3 ER/20.0 IP), allowing 8 hits and 3 walks and striking out 32. He did not allow a run in 8.2 innings for July going 3-0 with 2 saves and 12 strikeouts in 6 games that month.

Pacing the team with 18 stolen bases, **CF Manuel Margot** hit .270 (50-for-185) with 8 doubles, 2 triples, 1 homer, 21 RBI, and 22 walks for the Spinners. He was 2nd on the team in RBI and ranked 3rd in runs scored (29). Margot hit .357 (20-for-56) for the month of August with 4 doubles, 1 triple, 1 home run, 11 RBI, and 4 walks in that span.

RHP Jamie Callahan won back-to-back weekly honors as the NYPL Pitcher of the Week for 7/22-28 and 7/29-8/4. His 6.0 innings pitched on both 7/26 and 7/31 were career-highs. He also set a career record with 9 strikeouts on 7/31 over 6.0 perfect innings. Callahan was 5-1 with a 3.92 ERA (26 ER/59.2 IP) in 13 games, 12 starts for the Spinners.

Named NYPL Pitcher of the Week for 8/5-11, **LHP Daniel McGrath** was 2-0 in 2 games, 1 start for the Spinners, retiring all 22 batters he faced with 10 strikeouts over 7.1 innings. McGrath was 3-3 with a 4.86 ERA in 8 games, 7 starts for the Spinners. He walked 13 and struck out 35 for Lowell.

2B Carlos Asuaje had a 22-game home on-base streak from 6/20-8/31, hitting .325 (25-for-77) at LeLacheur Park. He collected 7 doubles, 9 RBI, and 13 walks at home and finished the season batting .269 (46-for-171) with 12 doubles, 20 RBI, and 27 walks in 52 games for the Spinners.

LOWELL SPINNERS, CONTINUED

2013 BATTING AND PITCHING STATISTICS

PLAYER	AVG	G	AB	R	H	2B	3B	HR	RBI	SH	SF	HP	BB	SO	SB	CS	E
Allday, Forrest	.267	38	135	23	36	5	1	0	11	0	0	8	27	27	8	3	3
Asuaje, Carlos	.269	52	171	19	46	12	1	1	20	2	3	1	27	33	4	3	7
Bethea, Danny	.261	31	111	21	29	5	0	1	18	0	2	4	11	28	1	0	0
Blair, Carson	.250	3	8	1	2	1	0	0	1	0	1	0	4	2	0	0	0
Colorado, Jose	.235	21	68	8	16	4	0	1	8	0	2	0	5	23	1	2	2
Flores, Raymel	NA	1	0	1	0	0	0	0	0	0	0	0	1	0	1	0	0
Graghani, Reed	.333	14	48	2	16	4	0	0	4	0	1	3	4	4	4	0	1
Jerez, Williams	.176	38	119	6	21	5	1	0	8	2	0	1	3	23	4	1	2
Kapstein, Zach	.125	2	8	0	1	1	0	0	1	0	0	0	3	0	0	0	0
King, Aaron	.238	46	164	13	39	8	1	2	19	0	2	0	17	64	2	1	2
Lin, Tzu-Wei	.226	60	230	34	52	9	2	1	20	1	1	1	28	59	12	4	21
Lopez, Deiner	.210	28	100	15	21	3	0	0	10	1	0	2	10	23	4	1	4
Mager, Kevin	.280	66	236	32	66	13	3	2	36	5	1	3	32	57	3	0	7
Margot, Manuel	.270	49	185	29	50	8	2	1	21	5	3	1	22	40	18	8	4
Meyers, Mike	.250	2	8	2	2	0	1	0	1	0	0	0	3	0	0	0	0
Minnich, Nathan	.226	24	84	8	19	5	0	1	9	0	2	3	7	31	0	0	3
Moore, Nick	.183	57	186	21	34	7	1	1	15	3	3	3	20	80	6	1	16
Perkins, Kendrick	.227	17	66	9	15	4	0	1	13	0	0	0	6	20	4	0	1
Rijo, Wendell	.357	3	14	1	5	1	1	0	1	0	0	0	0	3	0	1	1
Rodriguez, Miguel	.150	11	40	1	6	1	0	0	5	0	0	0	1	15	0	1	1
Romanski, Jake	.233	20	73	9	17	4	0	2	4	0	1	2	4	11	0	0	4
Rondon, Cleuluis	.276	37	123	13	34	4	1	1	10	6	0	2	7	26	6	1	4
Sopilka, David	.167	32	108	5	18	2	0	0	3	0	2	1	10	30	0	0	8
Witte, Jantzen	.121	20	66	6	8	3	0	0	3	0	0	4	3	15	0	0	0
Totals	.231	76	2538	297	586	99	14	33	251	16	21	35	243	624	106	28	86

PITCHER	W-L	ERA	G	GS	CG	SHO	SV	IP	H	R	ER	HR	HB	BB	SO	WP	BK
Adams, Mike	0-1	5.27	8	0	0	0	1	13.2	18	9	8	1	1	0	12	1	0
Alcantara, Mario	5-5	4.17	14	9	0	0	0	58.1	61	42	27	2	9	29	46	6	1
Aro, Jonathan	5-3	2.14	15	1	0	0	3	54.2	44	17	13	2	2	12	49	1	0
Bard, Daniel	0-0	0.00	1	0	0	0	0	1.0	0	0	0	0	0	4	2	1	0
Buchholz, Clay	0-0	13.50	1	1	0	0	0	0.2	1	3	1	0	0	3	1	0	0
Buttry, Ty	4-3	2.21	13	13	0	0	0	61.0	54	21	15	0	5	21	35	7	0
Callahan, Jamie	5-1	3.92	13	12	0	0	0	59.2	48	27	26	4	2	17	54	3	1
Carpenter, Chris	0-0	1.69	4	0	0	0	0	5.1	4	2	1	0	2	1	6	2	0
Chavez, Dylan	2-0	5.56	11	0	0	0	0	22.2	28	16	14	1	4	4	24	3	0
Gomez, Sergio	3-1	1.60	10	5	0	0	0	50.2	40	10	9	2	2	14	55	2	0
Grover, Taylor	0-3	2.63	15	0	0	0	1	24.0	20	7	7	1	2	5	18	1	0
Gunkel, Joe	3-0	1.35	14	0	0	0	5	20.0	8	4	3	0	1	3	32	3	1
Jimenez, Ellis	0-1	4.50	1	0	0	0	0	2.0	1	1	1	0	1	1	1	1	0
Larson, Greg	1-3	2.00	14	0	0	0	4	18.0	14	7	4	0	3	5	16	2	0
Littrell, Corey	0-3	1.74	12	10	0	0	0	31.0	28	9	6	0	1	10	30	0	1
Mager, Kevin	0-0	18.00	1	0	0	0	0	1.0	3	2	2	0	0	1	1	0	0
Maloney, Matt	0-0	0.00	5	0	0	0	1	6.1	4	1	0	0	0	0	4	0	0
Martin, Kyle	2-1	0.47	10	0	0	0	2	19.0	11	2	1	0	1	3	15	0	0
McGeary, Jack	0-0	7.50	5	0	0	0	0	6.0	9	7	5	0	0	3	10	1	0
McGrath, Daniel	3-3	4.86	8	7	0	0	0	33.1	29	21	18	2	1	13	35	1	0
Mercedes, Simon	2-2	3.13	13	3	0	0	1	63.1	62	24	22	2	2	17	57	4	1
Ortega, Yunion	1-0	4.26	2	0	0	0	0	6.1	10	4	3	0	0	1	4	0	0
Pinales, Carlos	2-1	2.67	13	0	0	0	0	30.1	24	10	9	2	1	3	24	0	0
Quevedo, Heri	0-0	0.00	1	1	0	0	0	2.0	3	0	0	0	0	1	2	0	0
Smith, Myles	0-0	6.75	1	1	0	0	0	2.2	4	2	2	0	0	0	3	0	0
Spalding, Matt	0-2	13.50	2	0	0	0	0	2.0	1	5	3	0	0	3	3	1	0
Stankiewicz, Teddy	0-0	2.29	9	9	0	0	0	19.2	17	6	5	1	1	2	15	1	0
Taveras, Francisco	2-0	1.23	4	1	0	0	0	14.2	8	2	2	0	0	2	16	1	0
Velette, Raynel	0-0	3.38	1	0	0	0	0	2.2	2	1	1	0	0	2	1	1	0
Villarreal, Brayan	0-0	0.00	2	0	0	0	0	2.2	1	0	0	0	0	0	3	1	0
Totals	40-33	2.95	73	73	0	8	18	634.2	557	262	208	20	41	180	574	44	5



GULF COAST LEAGUE RED SOX

GULF COAST LEAGUE - ROOKIE

JETBLUE PARK, 1500 FENWAY SOUTH DRIVE, FORT MYERS, FL 33913

2013 Gulf Coast League Red Sox Season in Review

Record: 35-25, 1st, 5.0 GA (South Division)

In his managerial debut with the Gulf Coast Red Sox, Darren Fenster led the club to a 1st-place finish in the league's South Division at 35-25. The Red Sox defeated the GCL Yankees in the 1st round of the Gulf Coast League playoffs before being swept by the GCL Nationals in the 2nd round best-of-3 finals.

The GCL Red Sox hurlers ranked 2nd in the Red Sox system with a 3.04 ERA, 4th in the league, and ranked 2nd in saves with 19. The team allowed the 2nd-fewest runs (209) in the league and 3rd-fewest earned runs (169). The club was 2nd in the league with 112 doubles and hit .235 as a team.

OF Bryan Hudson ranked 3rd among Sox organizational batting leaders, hitting .304 (41-for-135) and was tied for 3rd in the GCL with a .406 on-base percentage. He led the team with 23 walks and was 3rd in total bases (47) and RBI (15) and tied for 3rd in runs scored (18).

2B Wendell Rijo hit .271 (46-for-170) and led the Sox in runs scored (28), doubles (15), total bases (61), and RBI (T-1st, 20). His 15 doubles were T-4th in the league. He also ranked among organizational leaders in batting, hitting .277 (8th, 51-for-184) between the Sox and Short-A Lowell. He played a league-leading 46 games at second base and led the league in assists (126) at the position.

3B Aneudis Peralta tied Rijo with 20 RBI to lead the Sox. He ranked 2nd in doubles (12), runs scored (20), and total bases (56) finishing the season batting .288 (44-for-153), 6th best in the Red Sox system.

LHP Randy Perez ranked 2nd among Red Sox minor leaguers with a 2.39 ERA (13 ER/49.0IP), 8th in the GCL. He led the club in innings pitched (49.0) and starts (T-1st, 7) and ranked 2nd in strikeouts (38). Perez ranked 2nd among league leaders with a .184 opponent batting average.

RHP Oscar Perez led the team with 8 saves, tied for 4th in the Sox organization. His 16 appearances were tied for 2nd most on the team. Perez was 2-2 on the season with a 2.67 ERA (8 ER/27.0 IP), 9 walks, and 15 strikeouts.

GULF COAST LEAGUE RED SOX, CONTINUED

2013 BATTING AND PITCHING STATISTICS

PLAYER	AVG	G	AB	R	H	2B	3B	HR	RBI	SH	SF	HP	BB	SO	SB	CS	E
Austin, Jordon	.198	40	116	15	23	7	1	0	6	0	1	1	21	55	12	0	1
Bethae, Danny	.140	14	43	1	6	2	0	0	6	0	2	0	6	3	0	0	3
Bishop, Beau	.000	2	5	0	0	0	0	0	0	0	0	0	0	2	0	0	0
Brentz, Bryce	.235	6	17	3	4	2	0	2	8	0	0	1	1	4	0	0	0
Colorado, Jose	.188	15	48	4	9	2	0	0	4	2	1	1	3	12	4	1	0
Conklin, Iseha	.195	36	77	10	15	2	1	0	5	2	1	3	11	23	3	1	0
Coste, Carlos	.194	18	36	2	7	3	0	0	5	0	0	2	1	8	1	1	1
Coyle, Sean	.150	6	20	3	3	0	0	1	3	0	0	1	3	6	1	1	1
Davies, Jake	.216	43	125	12	27	6	0	1	11	1	1	0	7	30	2	1	2
Denney, Jon	.203	26	74	9	15	3	0	0	2	1	0	3	18	29	2	0	2
Dubon, Mauricio	.245	20	53	8	13	3	0	0	4	1	0	3	1	12	6	2	6
Flores, Raymel	.185	49	135	15	25	5	4	0	13	1	3	4	22	41	9	6	7
Hamilton, Mark	.304	7	23	2	7	2	0	0	3	0	0	0	4	10	0	0	0
Hudson, Bryan	.304	43	135	18	41	6	0	0	15	2	1	1	23	39	6	1	0
King, Aaron	.269	7	26	2	7	0	2	0	3	0	0	0	4	7	0	0	2
Longhi, Nick	.178	16	45	4	8	5	0	1	4	1	0	1	3	12	1	0	1
Lopez, Deiner	.284	25	88	11	25	4	4	0	7	1	0	4	4	20	8	5	2
Loya, Jesus	.296	8	27	3	8	3	1	0	4	1	0	1	1	4	2	0	0
Meyers, Mike	.256	26	86	10	22	6	0	0	6	4	1	0	8	24	3	3	0
Minnich, Nathan	.267	21	60	5	16	10	1	0	7	0	1	4	10	17	0	1	1
Monge, Joseph	.225	39	111	18	25	5	0	0	10	1	0	3	9	31	7	6	0
Oliveras, Rafael	.000	4	6	0	0	0	0	0	0	0	0	0	2	1	0	0	0
Peralta, Aneudis	.288	44	153	20	44	12	0	0	20	0	2	2	11	22	1	2	10
Rijo, Wendell	.271	49	170	28	46	15	0	0	20	2	3	6	22	29	15	5	5
Suarez, Alixon	.211	31	109	11	23	6	0	0	13	0	2	2	5	1	1	0	3
Vitek, Kolbrin	.286	3	7	0	2	1	0	0	0	0	0	0	0	3	0	0	0
Witte, Jantzen	.244	13	41	2	10	2	1	0	7	0	0	0	6	9	1	0	0
Totals	.235	60	1836	216	431	112	15	5	186	20	19	43	206	475	85	36	54

PITCHER	W-L	ERA	G	GS	CG	SHO	SV	IP	H	R	ER	HR	HB	BB	SO	WP	BK
Aceves, Alfredo	0-0	0.00	2	0	0	0	0	2.1	0	0	0	0	0	1	1	0	0
Ball, Trey	0-1	6.43	5	5	0	0	0	7.0	10	7	5	1	0	6	5	1	0
Bard, Daniel	0-0	10.80	2	0	0	0	0	1.2	1	2	2	0	0	6	1	2	0
Drehoff, Jake	0-2	1.80	5	5	0	0	0	10.0	9	2	2	0	0	0	6	0	0
Ethington, Willie	3-4	2.90	9	7	0	0	0	31.0	31	18	10	0	1	8	29	5	0
Garcia, Edwar	4-1	3.65	15	3	0	0	0	44.1	32	19	18	1	4	25	41	4	0
Goetze, Pat	1-1	3.00	4	1	0	0	0	6.0	3	2	2	0	1	1	4	0	0
Good, Zachary	1-0	10.50	5	0	0	0	0	6.0	7	8	7	0	2	7	7	3	0
Gunkel, Joe	0-0	0.00	1	0	0	0	0	1.0	0	0	0	0	0	0	1	0	0
Heras, Kevin	2-0	3.29	11	6	0	0	0	41.0	42	18	15	1	7	8	24	1	0
Jimenez, Ellis	2-1	0.40	18	0	0	0	7	22.1	19	5	1	1	0	0	17	0	1
Johnson, Brian	0-0	0.00	2	2	0	0	0	5.0	1	0	0	0	0	2	7	0	0
Light, Pat	0-0	0.00	3	3	0	0	0	6.0	4	0	0	0	0	2	3	0	0
Martinez, Enfember	1-0	3.08	13	1	0	0	0	26.1	19	9	9	1	1	10	15	1	0
McGrath, Daniel	0-1	1.35	4	4	0	0	0	20.0	8	3	3	2	0	6	30	0	0
Ortega, Luis	3-3	2.45	12	1	0	0	0	36.2	38	16	10	2	1	15	26	0	2
Perdomo, Christian	2-1	5.79	7	1	0	0	0	18.2	16	12	12	0	1	11	13	3	2
Perez, Oscar	2-2	2.67	16	0	0	0	8	27.0	21	15	8	0	2	9	15	2	1
Perez, Randy	3-2	2.39	12	7	0	0	0	49.0	32	14	13	1	5	18	38	2	0
Pinales, Carlos	2-0	0.00	3	0	0	0	0	5.2	4	0	0	0	1	1	7	0	0
Romero, Dioscar	3-1	3.93	11	4	0	0	0	34.1	32	19	15	0	3	28	22	5	0
Smith, Myles	0-0	0.00	4	4	0	0	0	8.0	1	0	0	0	1	0	9	1	0
Smorol, Rob	1-0	3.78	13	0	0	0	2	16.2	12	7	7	0	0	7	14	1	0
Speier, Gabe	0-0	2.25	3	2	0	0	0	4.0	5	1	1	0	0	1	6	0	0
Taveras, German	3-2	2.75	16	0	0	0	1	36.0	30	13	11	0	2	9	30	6	0
Trader, K.J.	0-2	10.57	9	1	0	0	0	7.2	9	9	9	1	0	15	4	1	0
Williams, Jalen	0-0	1.80	3	3	0	0	0	5.0	4	1	1	0	0	0	4	0	0
Williams, Stephen	2-1	3.38	15	0	0	0	1	18.2	16	8	7	0	1	14	16	3	1
Younginer, Madison	0-0	3.00	2	0	0	0	0	3.0	3	1	1	0	0	0	2	0	0
Totals	35-25	3.04	60	60	0	6	19	500.1	409	209	169	11	33	210	397	41	7

TOP RED SOX DRAFT PICKS

Rd	Name	Pos.	School	Hometown
1	Trey Ball	LHP	New Castle Chrysler High School	New Castle, IN
2	Teddy Stankiewicz	RHP	Seminole State College	Keller, TX
3	Jon Denney	C	Yukon High School	Yukon, OK
4	Myles Smith	RHP	Lee University	Detroit, MI
5	Corey Littrell	LHP	University of Kentucky	Louisville, KY
6	Jordon Austin	CF	Forest High School	Ocala, FL
7	Mike Adams	LHP	University of Tampa	Spring Hill, FL
8	Forrest Allday	CF	University of Central Arkansas	Friendswood, TX
9	Kyle Martin	RHP	Texas A&M	Austin, TX
10	Taylor Grover	RHP	University of S. Carolina Aiken	North Augusta, SC
11	Carlos Asuaje	SS	Nova Southeastern University	Weston, FL
12	Jake Drehoff	LHP	University of S. Mississippi	Alpharetta, GA
13	Jordan Sheffield	RHP	Tullahoma High School	Tullahoma, TN
14	Jake Romanski	C	San Diego State	University Corona, CA
15	Bryan Hudson	CF	Mill Creek High School	Hoschton, GA
16	Jalen Williams	RHP	Westminister Christian Academy	Opeleous, LA
17	Joseph Monge	OF	Carlos Beltran Baseball Academy	Carolina, PR
18	Joe Gunkel	RHP	West Chester University	Hershey, PA
19	Gabe Speier	LHP	Dos Pueblos High School	Santa Barbara, CA
20	Derek Burkamper	RHP	Muscatine High School	Muscatine, IA
21	Reed Gragnani	2B	University of Virginia	Richmond, VA
22	Ryan Boldt	CF	Red Wing High School	Red Wing, MN
23	Jimmy Allen	2B	Cal Poly University-San Luis Obispo	Vista, CA
24	Jantzen Witte	3B	Texas Christian University	Arlington, TX
25	Derik Beauprez	RHP	Cherry Creek High School	Cherry Hills Village, CO
26	Mauricio Dubon	SS	Capital Christian High School	Sacramento, CA
27	Mark Nowaczewski	RHP	Edward C. Reed High School	Sparks, NV
28	Nick Zammarelli	3B	Lincoln Senior High School	Lincoln, RI
29	Jeff Driskel	OF	University of Florida	Oviedo, FL
30	Nick Longhi	OF	Venice High School	Venice, FL
31	Ryan Rippee	OF	Jefferson College	Springfield, MO
32	Matt Thaiss	C	Jackson Memorial High School	Jackson, NJ
33	Andrew Rosa	SS	Owasso High School	Owasso, OK
34	Daniel Bethea	C	St. John's University	San Diego, CA
35	Rafael Oliveras	3B	Loaiza Cordero Del Rosario	Yauco, PR
36	Pat Goetze	RHP	Wake County Home School	Rolesville, NC
37	Max Watt	RHP	Hillsborough Community College	Babylon, NY
38	Trever Morrison	SS	Archbishop Murphy High School	Bothell, WA
39	K.J. Trader	RHP	Delmar High School	Delmar, DE
40	Ryan Lidge	C	Barrington High School	Barrington, IL

Players in **bold** signed with the Red Sox

2013 JUNE DRAFT

Year	Player	Rd/Rk
1965	OF Billy Conigliaro	1/5
1966	LHP Ken Brett	1/4
1967	RHP Mike Garman	1/3
1968	OF/C Tom Maggard	1/20
1969	OF Noel Jenke	1/13
1970	3B Jimmy Hacker	1/16
1971	OF Jim Rice	1/15
1972	SS Joel Bishop	1/16
1973	SS Ted Cox	1/17
1974	SS Eddie Ford	1/20
1975	1B Otis Foster	1/15
1976	LHP Bruce Hurst	1/22
1977	RHP Andrew Madden	1/13
1978	3B Edward Connors	4/102
1979	C Marc Sullivan	2/52
1980	RHP Mike Brown	2/48
1981	OF/SS Steve Lyons	1/19
1982	1B Sam Horn	1/16
1983	RHP Roger Clemens	1/19
1984	C John Marzano	1/14
1985	RHP Dan Gabriele	1/21
1986	OF Greg McMurtry	1/14
1987	RHP Reggie Harris	1/26
1988	LHP Tom Fischer	1/12
1989	OF Greg Blosser	1/16

Year	Player	Rd/Rk
1990	RHP Frank Rodriguez	2/41
1991	RHP Aaron Sele	1/23
1992	OF Tony Sheffield	2/56
1993	OF Trot Nixon	1/7
1994	SS Nomar Garciaparra	1/12
1995	RHP Andy Yount	1/15
1996	RHP Josh Garrett	1/26
1997	LHP John Curtice	1/17
1998	SS Adam Everett	1/12
1999	OF Rick Asadoorian	1/17
2000	LHP Phil Dumatrait	1/22
2001	C Kelly Shoppach	2/48
2002	LHP Jon Lester	2/57
2003	OF David Murphy	1/17
2004	SS Dustin Pedroia	2/65
2005	OF Jacoby Ellsbury	1/23
2006	OF Jason Place	1/27
2007	LHP Nick Hagadone	1C/55
2008	RHP/SS Casey Kelly	1/30
2009	OF Reymond Fuentes	1/28
2010	INF Kolbrin Vitek	1/20
2011	RHP Matt Barnes	1/19
2012	SS Deven Marrero	1/24
2013	LHP Trey Ball	1/7

* Players in bold played in the majors with the Red Sox. List includes players selected in the June draft.

RED SOX IN THE COMMUNITY

The Boston Red Sox in 2013 again honored their commitment to be active participants in the community. Players made more appearances on behalf of the club than ever before, and the club connected with more than 4,000 charities in New England to help in some way.

Following the Boston Marathon tragedy April 15, players took the initiative to visit five hospitals, visiting with dozens of patients who suffered serious injuries—including many who lost limbs. As the season continued, the contact with affected families continued—as it does to this day.

Beyond this ongoing outreach, the Red Sox in 2013 celebrated their 60-year partnership with the Jimmy Fund. On February 7, Red Sox President/CEO Larry Lucchino, Manager John Farrell, and Jimmy Fund Co-Captain Will Middlebrooks launched the year-long tribute with a donation of \$60,000. Minutes later, Farrell boarded a jetBlue flight to jetBlue Park and embarked on a most improbable journey.

While the players were surprising people with their spirited success on the field, they were bringing joy and good will throughout New England. They made more than 400 appearances on behalf of the club, plus hundreds of welcomes to special children and families at Fenway Park. In addition, former players made more than 200 visits arranged by the club.

The Red Sox Foundation also continued its award-winning work, highlighted by its commitment to the Red Sox Scholars program, the Jimmy Fund, RBI, the Dimock Center, and the Home Base Program to treat veterans of war. In addition to these cornerstone programs, the foundation again produced successful signature fundraising events: the Welcome Home Dinner, the Run to Home Base, and Picnic in the Park on the field.

When John Henry, Tom Werner, Larry Lucchino, and their partners bought the Red Sox in 2002, they established this philanthropic arm, and in the 12 years that have followed, they have now distributed more than \$66 million to improve the lives of the people of Boston, of Massachusetts, and of New England. These efforts have made the Red Sox the most charitable organization in Major League Baseball, the most charitable sports franchise in New England, and the 11th most charitable company in the Commonwealth.

The Jimmy Fund

In the history of professional sport, there is no relationship like the one between the Red Sox and the Jimmy Fund, which provides research, treatment, and care at the world-renowned Dana-Farber Cancer Institute. The Red Sox formally adopted the Jimmy Fund as their official team charity in 1953 when the Boston Braves, who had previously done so, moved to Milwaukee.

From Ted Williams and Bill Monbouquette to Tim Wakefield and Jason Varitek, generations of players have continued the relationship; Will Middlebrooks and Jarrod Saltalamacchia served as co-captains this year.

After acquiring the club in 2002, the new owners of the Red Sox increased the support, in part by creating the annual Red Sox Jimmy Fund Radiotelethon on WEEI and NESN that has generated more than \$34 million, including more than \$3.4 million in 2013.

The Red Sox also became a lead sponsor of the Pan-Mass Challenge, the cross-the-Commonwealth bike ride that has raised hundreds of millions for the Jimmy Fund.



In January of 2013, top prospects who attended the club's Rookie Development Program visited the Jimmy Fund. Such young players as Drake Britton, Rubby De La Rosa, Allen Webster, Steven Wright, Xander Bogaerts, Brock Holt, and Jackie Bradley, Jr.—all of whom would wind up playing for the club in 2013—learned from Day One of the club's legendary relationship with the institution that has saved the lives of so many, including members of the Red Sox.

Also this year, the Red Sox adorned Fenway Park with a Jimmy Fund Suite and a Jimmy Fund Display, while creating a Jimmy Fund Chorus that has performed at the ballpark and in the community.



The Red Sox designated August as Jimmy Fund Month, leading off with an August 1 visit to Dana-Farber by Red Sox legends Carlton Fisk and Luis Tiant. That night, the club held memorable ceremonies with young patients lining the dugouts to warm applause from a moved crowd.

Red Sox Scholars

The award-winning Red Sox Scholars program presented by Beth Israel Deaconess rose to new heights in 2013. The number of inductees into the program since its inception in 2003 reached 220 this year. Each was selected in middle school to receive a college scholarship of up to \$10,000 as well as mentoring and tutoring. The program received

Major League Baseball's first-ever Commissioner's Award for Philanthropic Excellence in 2010.

Reviving Baseball in Inner Cities

One of the foundation's cornerstones helps children play ball—for fun, for health, and for life. Major League Baseball's RBI Program (Reviving Baseball in Inner Cities) flourishes in Boston. The program provides exercise, healthy choices, and life skills in a safe environment for more than 2,000 children and teenagers in the Boston area.

In addition to the RBI program, Red Sox Children's Retreats, established in 2002, take children from asphalt streets to lush lawns at the Ron Burton Training Village in Hubbardston, MA and provide them with sports, fellowship, nutrition, and peace. The Boston Area Church League, created by the Red Sox and Mayor Thomas M. Menino, also in 2002, provides summer Saturday doubleheaders with pastors as coaches, police as umpires, and district attorneys as volunteers. The Lindos Suenos program, established in 2004, enjoyed its 10th annual trip to the Dominican Republic in July. Red Sox legend Pedro Martinez was with Boston teens who played with their Dominican counterparts and who together, engaged in community service each morning. The program was inspired and funded by Charlene Engelhard and has welcomed over 100 children.

All of these programs abide by the same theme: children play ball for fun, for health, for life.

Dimock Community Health Center

In the heart of the city, at the soul of its core, sits an institution that tackles the toughest issues. Founded in 1862—by women for women—the Dimock Community Health Center now opens its doors to all, serves more than 60,000 residents of Boston's most disadvantaged neighborhoods, and provides health care, shelter, and security.

In 2004, when Dimock nearly lost its Teen Center, Red Sox Principal Owner John Henry toured the Roxbury facility, saw the life-changing work, and led the way to keep those doors open. Since then, the relationship has led to refurbished children's spaces, beautified grounds, and a renovated detox center.

Home Base Program

Following their World Series victories in 2004 and 2007, the Red Sox were honored at the White House. Club president Larry Lucchino sought to expand the impact of the rare trips by having the team visit soldiers at Walter Reed Army Medical Center and sailors at the Bethesda Naval Hospital. The experiences inspired Chairman Tom Werner to imagine a deeper commitment and spearhead a groundbreaking effort.

Thus was born the Home Base Program, a partnership with Massachusetts General Hospital in collaboration with the Department of Defense and the Department of Veteran Affairs.

Treating Boston's veterans and families affected by post traumatic stress and traumatic brain injury, the program addresses the invisible wounds of war.

In 2013, the foundation initiated special Red Sox charity license plates in Connecticut to fund a new Red Sox Scholarship program at the southern end of New England. It previously created such programs in Rhode Island and New Hampshire.

With an American League East Division title in hand, the 2013 Red Sox have had a championship season. Without doubt, in the community, the members of this team have been champions as well.



2013 POSTSEASON MEDIA INFORMATION

CREDENTIAL PICKUP: All credentials for the ALDS may be picked up at the Fenway Park Media Entrance at Gate D on Level G (street level), located near the corner of Yawkey Way and Van Ness Street. Gate D will open 5 hours before game time.

Credentials for any ALCS or World Series games may be picked up at the Gate B ticket windows marked as media credential pick up on Level G, located on Van Ness Street. Gate B will open 5 hours before game time.

MAIN PRESS BOX: The Main Press Box is located directly behind home plate on Level 5. The press box may be reached by taking the elevators or ramps located inside Gate D. Only media with proper credentials will be allowed access to the 5th floor press area.

AUXILIARY PRESS SEATING: For all ALDS games played at Fenway Park, assigned auxiliary press seating will be located in the media workroom located directly behind the main press box. A limited number of seats will also be located in the regular season media dining room on the 5th level. For any ALCS or World Series games that may be played at Fenway Park, additional auxiliary press seating will be located in Sections 3 and 4 of the Right Field Grandstand.

PRESS DINING: For all postseason games at Fenway Park, press dining will be in the Champions Club presented by Alex and Ani, which is located on Level 1 of the right field or "Big" concourse. Press Dining will open 2.5 hours prior to the start of the game and will remain open for one hour after 1st pitch. **Media must have a media credential for each game to gain admittance.**

In-game snack and beverage service will be provided in the main press box.

CLUBHOUSES: The Red Sox clubhouse is located on Level G, near sections 15 and 16 on the first base side. The visitors' clubhouse is located on Level G, near sections 25 and 26 on the third base side. Both clubhouses will be open post-game only to accredited members of the media who are granted access by Major League Baseball.

FIELD ACCESS: Pre and post-game access to the playing field will be only through Canvas Alley, accessed from the concourse level behind Grandstand Section 11. Only media with proper credentials will be allowed access to the field area.

PHOTO LOCATIONS: Assigned photo locations are located in permanent camera wells on the outfield side of both dugouts as well as in temporary wells constructed on the home plate side of both dugouts. Wireless transmission capabilities are available in all photo locations. In addition, a digital photography transmission facility will be located in the Champions Club for all postseason games at Fenway Park.

INTERVIEW ROOMS: For the Division Series and any ALCS or World Series games, all pre- and post-game interviews will be held in the Red Sox regular Interview Room above the home clubhouse. The Interview Room may be accessed by taking the ramp near Gate D to the Mezzanine Level (between Level G and Level 2) or by taking the center elevator on the Gate D elevator bank (accessible from the press level going down or from Gate D and the ground level going up) to the Mezzanine M Level. Pool feeds will be provided from the interview rooms.

INTERNET/TELEPHONE INFO: The Red Sox will provide high-speed wired and wireless internet access free of charge throughout the postseason at Fenway Park. Internet log-in information is as follows:

SSID: Media-WiFi
Password: BWAA#2013

SSID: Photo-WiFi
Password: Photo#2013

If you plan on using a wireless device other than a computer (cameras, microphones, etc.) you MUST inform the Red Sox IT department of the device type and frequency at which it will be operating through MLB's frequency coordination system. Certain devices can cause wireless interference for all media members so it is important that these devices are reported to Red Sox IT. If equipment is not reported and is found to be in use you may be asked to turn off the device. To login to MLB's Frequency coordination system use <https://mlb411.mlb.com/wps/portal>.

Phone service for the 2013 postseason at Fenway Park can be provided by the Red Sox IT department upon request. For more information, please contact the Red Sox IT Helpdesk at 617-226-6333 or support@redsox.com

ADDITIONAL RED SOX MEDIA INFO: Media can access Red Sox game day information at <http://pressroom.redsox.com>. This online media portal includes daily press clippings, game notes and minor league reports as well as additional pertinent information on home game dates. Please contact a member of the media relations department for login information. Media can also follow the Red Sox Media Relations department on twitter at @BostonRedSoxPR.

2013 POSTSEASON SCHEDULE

AMERICAN LEAGUE DIVISION SERIES

VS. TAMPA BAY RAYS

Game	Date	Location	Time (EDT)
1	Friday, October 4	Fenway Park	3:07 p.m.
2	Saturday, October 5	Fenway Park	5:37 p.m.
3	Monday, October 7	Tropicana Field	TBA
*4	Tuesday, October 8	Tropicana Field	TBA
*5	Thursday, October 10	Fenway Park	TBA

*If Necessary

TBS up will air 3 of the 4 Division Series games on Friday, October 4 and up to 3 games on Monday, October 7. MLB Network will air 1 Division Series game on both of those dates. TBS will air 18 of the 20 Division Series games.

AMERICAN LEAGUE CHAMPIONSHIP SERIES

Game	Date
1	Saturday, October 12
2	Sunday, October 13
3	Tuesday, October 15
4	Wednesday, October 16
*5	Thursday, October 17
*6	Saturday, October 19
*7	Sunday, October 20

*If Necessary

All Games on Fox

NOTE: If Red Sox advance to ALCS, Games 1, 2, 6, 7 would be played at Fenway Park

WORLD SERIES

Game	Date	Location
1	Wednesday, October 23	A.L. Champion
2	Thursday, October 24	A.L. Champion
3	Saturday, October 26	N.L. Champion
4	Sunday, October 27	N.L. Champion
*5	Monday, October 28	N.L. Champion
*6	Wednesday, October 30	A.L. Champion
*7	Thursday, October 31	A.L. Champion

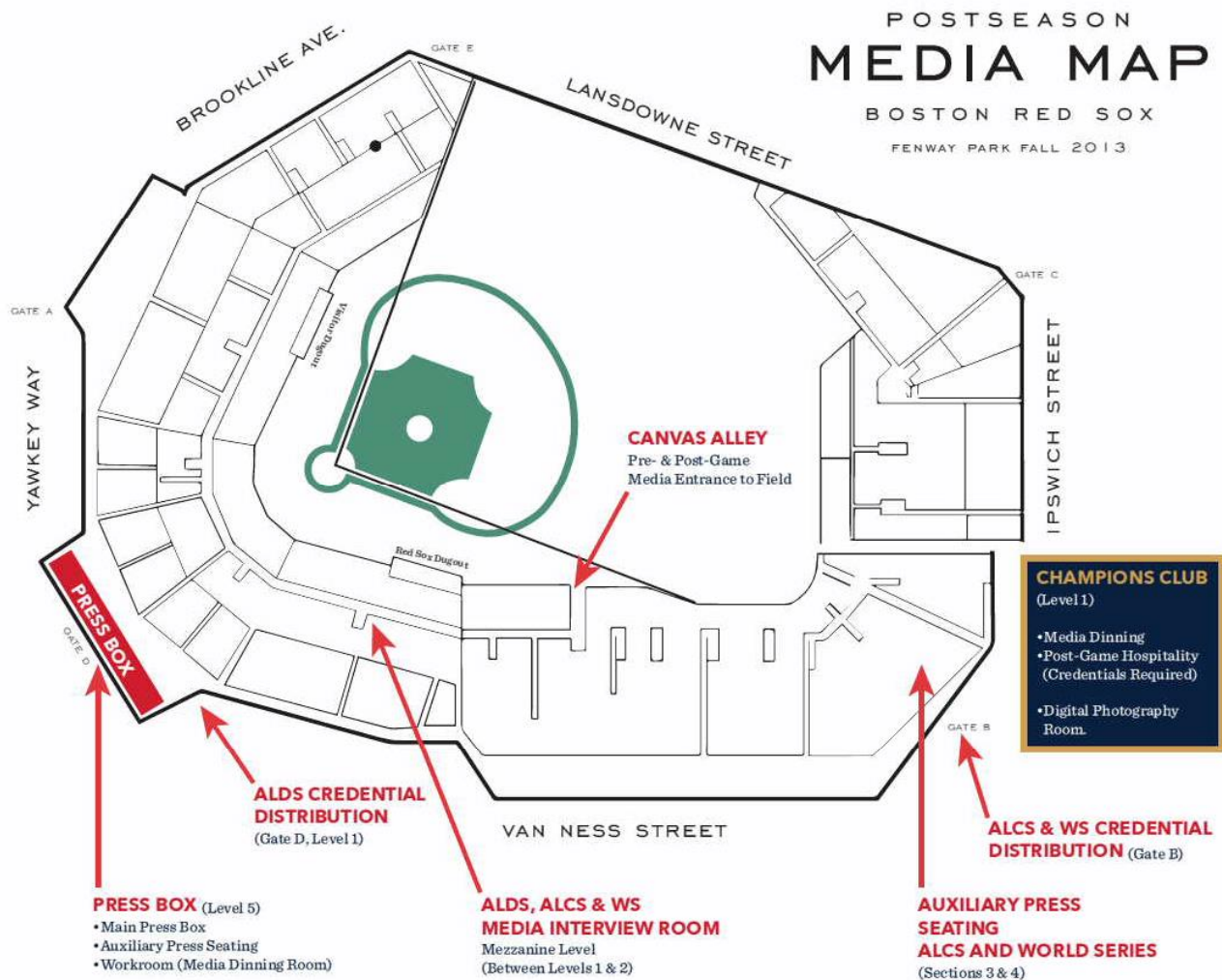
*If Necessary

All Games on FOX

All Postseason Games will be carried on the Red Sox Radio Network, WEEI 93.7 FM and in Spanish on WWZN 1510 AM.



2013 POSTSEASON MEDIA GUIDE TO FENWAY PARK



2013 POSTSEASON SCHEDULE

**2013 American League
Wild Card Game**
Wednesday, October 2

**2013 American League
Division Series**
Friday, October 4 –
Thursday, October 10

**2013 American League
Championship Series**
Saturday, October 12 –
Sunday, October 20

2013 World Series
Wednesday, October 23 –
Thursday, October 31

2014 BOSTON RED SOX REGULAR SEASON SCHEDULE

APRIL

SUN	MON	TUE	WED	THU	FRI	SAT
	3/31 BAL	1 BAL	2 BAL	3 MIL	4 MIL	5
6 MIL	7 TEX	8 TEX	9 TEX	10 NYY	11 NYY	12 NYY
13 NYY	14 CWS	15 CWS	16 CWS	17 BAL	18 BAL	19
20 BAL	21 BAL	22 NYY	23 NYY	24 NYY	25 TOR	26 TOR
27 TOR	28	29 TB	30 TB			

JULY

SUN	MON	TUE	WED	THU	FRI	SAT
		1 CHC	2 CHC	3	4 BAL	5 BAL
6 BAL	7 CWS	8 CWS	9 CWS	10 CWS	11 HOU	12 HOU
13 HOU	14 ★ALL-STAR BREAK★	15	16	17	18 KC	19 KC
20 KC	21 TOR	22 TOR	23 TOR	24 TOR	25 TB	26 TB
27 TB	28 TOR	29 TOR	30 TOR	31		

MAY

SUN	MON	TUE	WED	THU	FRI	SAT
				1 TB	2 OAK	3 OAK
4 OAK	5	6 CIN	7 CIN	8	9 TEX	10 TEX
11 TEX	12	13 MIN	14 MIN	15 MIN	16 DET	17 DET
18 DET	19	20 TOR	21 TOR	22 TOR	23 TB	24 TB
25 TB	26 ATL	27 ATL	28 ATL	29 ATL	30 TB	31 TB

AUGUST

SUN	MON	TUE	WED	THU	FRI	SAT
					1 NYY	2 NYY
3 NYY	4	5 STL	6 STL	7 STL	8 LAA	9 LAA
10 LAA	11	12 CIN	13 CIN	14 HOU	15 HOU	16 HOU
17 HOU	18 LAA	19 LAA	20 LAA	21 LAA	22 SEA	23 SEA
24 SEA	25 TOR	26 TOR	27 TOR	28	29 TB	30 TB
31 TB						


JUNE

SUN	MON	TUE	WED	THU	FRI	SAT
1 TB	2 CLE	3 CLE	4 CLE	5	6 DET	7 DET
8 DET	9 BAL	10 BAL	11 BAL	12 CLE	13 CLE	14 CLE
15 CLE	16 MIN	17 MIN	18 MIN	19 OAK	20 OAK	21 OAK
22 OAK	23 SEA	24 SEA	25 SEA	26	27 NYY	28 NYY
29 NYY	30 CHC					

SEPTEMBER

SUN	MON	TUE	WED	THU	FRI	SAT
	1 TB	2 NYY	3 NYY	4 NYY	5 TOR	6 TOR
7 TOR	8 BAL	9 BAL	10 BAL	11 KC	12 KC	13 KC
14 KC	15	16 PIT	17 PIT	18 PIT	19 BAL	20 BAL
21 BAL	22	23 TB	24 TB	25 TB	26 NYY	27 NYY
28 NYY	29	30				

 HOME GAME

 AWAY GAME

REDSOX.COM



877-REDSOX9

FENWAY

FENWAY PARK RED SOX 2013



From Left to Right: Front Row: Jared Pinkos, Chris Cundiff. Bottom Row: David Ortiz, John Lackey, Dana LeVangie, Annie Beyeler, Brian Butterfield, Torey Lovullo, John Farrell, Juan Nieves, Greg Colbrunn, Victor Rodriguez, Dustin Pedroia, Jarrod Saltalamachia, Shane Victorino, Ryan Dempster. Second Row: Jack McCormick, Matt Noone, Brian Abraham, Franklin Morales, Andrew Bailey, Felix Doubront, Matt Thornton, Clay Buchholz, Jake Peavy, Craig Breslow, Brandon Workman, Drake Britton, Junichi Tazawa, Koji Uehara, Andrew Miller, Mami Martinez. Third Row: Billy Broadbent, Mike Napoli, Mike Carp, David Ross, Daniel Nava, Will Middlebrooks, Jonny Gomes, Jacoby Ellsbury, Stephen Drew, Xander Bogaerts, Joe Cochrane, Tom McLoughlin. Fourth Row: Russell Nua, Rick Jameyson, Pat Sandora, Masai Takahashi, Shinichiro Uchikubo, Brad Pearson, C.J. Matsumoto, Dr. Peter Asnis, Dr. Laurence J. Ronan, Edward "Pookie" Jackson. Inset: Brandon Snyder, Alex Wilson, Joel Hanrahan, Jon Lester. Photo by Michael Ivins.