



2014 MEDIA GUIDE



2014 BINGHAMTON METS SCHEDULE

SUN	MON	TUE	WED	THU	FRI	SAT
APRIL				3 AKR 6:35	4 AKR 7:05	5 AKR 1:05
6 AKR 1:05	7 ERI 6:35	8 ERI 6:35	9 ERI 6:35	10 NH 6:35	11 NH 6:35	12 NH 1:35
13 NH 1:35	14 POR 6:00	15 POR 6:00	16 POR 6:00	17 NH 6:35	18 NH 7:05	19 NH 1:05
20	21 POR 6:35	22 POR 6:35	23 POR 6:35	24 POR 6:35	25 ERI 6:35	26 ERI 4:05
27 ERI 1:35	28 AKR 6:35	29 AKR 6:35	30 AKR 10:35 AM			

SUN	MON	TUE	WED	THU	FRI	SAT
MAY				1	2 POR 7:05	3 POR 1:05
4 POR 1:05	5 NH 6:35	6 NH 6:35	7 NH 6:35	8 HAR 6:35	9 HAR 7:05	10 HAR 1:05
11 HAR 1:05	12	13 ALT 6:35	14 ALT 6:35	15 ALT 6:35	16 NH 6:35	17 NH 5:35
18 NH 1:35	19 POR 6:00	20 POR 6:00	21 POR 6:00	22 POR 6:00	23 NBR 7:05	24 NBR 7:05
25 NBR 6:35	26 NBR 1:05	27 NH 6:35	28 NH 6:35	29 NH 10:35 AM	30 NBR 6:35	31 NBR 6:35

SUN	MON	TUE	WED	THU	FRI	SAT
1 NBR 1:35	2	3 ALT 7:00	4 ALT 7:00	5 ALT 7:00	6 NBR 7:05	7 NBR 7:05
8 NBR 1:05	9 AKR 7:05	10 AKR 7:05	11 AKR 7:05	12 AKR 7:05	13 ERI 7:05	14 ERI 7:05
15 ERI 6:35	16	17 RIC 6:35	18 RIC 6:35	19 RIC 6:35	20 BOW 6:35	21 BOW 6:35
22 BOW 2:05	23 REA 6:35	24 REA 6:35	25 REA 6:35	26 ALT 7:00	27 ALT 7:00	28 ALT 6:00
29 ALT 6:00	30 NBR 7:05	JUNE				

SUN	MON	TUE	WED	THU	FRI	SAT
JULY		1 NBR 7:05	2 NBR 7:05	3 NBR 7:05	4 ERI 7:05	5 ERI 7:05
6 ERI 6:35	7 POR 6:35	8 POR 6:35	9 POR 6:35	10 POR 6:35	11 ERI 7:05	12 ERI 7:05
13 ERI 1:35	14 ERI 7:05	15	16 ALT All-Star	17 TRN 6:35	18 TRN 7:05	19 TRN 7:05
20 TRN 1:05	21 POR 7:00	22 POR 7:00	23 POR 6:00	24 TRN 7:05	25 TRN 7:05	26 TRN 7:05
27 TRN 1:05	28 NH 6:35	29 NH 6:35	30 NH 6:35	31 NH 6:35		

SUN	MON	TUE	WED	THU	FRI	SAT
AUGUST					1 BOW 7:05	2 BOW 7:05
3 BOW 6:35	4	5 RIC 7:05	6 RIC 7:05	7 RIC 7:05	8 HAR 7:00	9 HAR 6:00
10 HAR 2:00	11	12 ERI 6:35	13 ERI 6:35	14 ERI 6:35	15 REA 7:05	16 REA 6:35
17 REA 5:05	18 ERI 7:05	19 ERI 7:05	20 ERI 7:05	21	22 AKR 7:05	23 AKR 7:05
24 AKR 1:05	25 NBR 6:35	26 NBR 6:35	27 NBR 6:35	28 NBR 6:35	29 RIC 7:05	30 RIC 6:05
31 RIC 1:35						

SUN	MON	TUE	WED	THU	FRI	SAT
	1 RIC 12:05	SEPTEMBER				

TABLE OF CONTENTS

Binghamton Mets

Binghamton Mets Front Office.....	4
Binghamton Mets 2014 Field Staff	
Manager, Pedro Lopez.....	5
Coaches, Luis Rivera & Glenn Abbott.....	6
Staff, Deb Iwanow & Jason Griffin.....	7
NYSEG Stadium.....	8-9
Binghamton, New York.....	10

Team History

Binghamton Mets History.....	12-13
Binghamton Baseball History.....	14
Binghamton Mets All-Time Roster.....	15-18
Binghamton Mets Managers.....	19
Binghamton Mets Most Valuable Players.....	19
Binghamton's Baseball Shrine.....	19
B-Mets Year-by-Year Record.....	20
Year-by-Year Attendance.....	21
Single-Game Attendance Records.....	21
Team Batting Totals by Year.....	22
Team Pitching Totals by Year.....	23
B-Mets Yearly Batting Leaders.....	24-25
B-Mets Yearly Pitching Leaders.....	26-27
Postseason.....	28-34

Team Records

All-Time Season Batting Leaders.....	36-37
All-Time Career Batting Leaders.....	38-39
All-Time Season Pitching Leaders.....	40-41
All-Time Career Pitching Leaders.....	42-43
All-Time Season Fielding Leaders.....	44
All-Time Career Fielding Leaders.....	44
B-Mets Historical Records.....	45-49
Single-Game Pitching Achievements.....	50

Eastern League

B-Mets vs. Eastern League Opponents.....	52-62
--	-------

Filler Index

Binghamton Mets Managers.....	5
100 Seasons of Binghamton Baseball.....	6
Position Players as Pitchers.....	7
Binghamton Mets Quick Facts.....	8
Wearing the Jersey.....	18
Hitting for the Cycle.....	32
Most Runs Scored/Allowed, Game.....	33
B-Mets Mascots.....	34
From Binghamton to the Big Leagues.....	49
Pre-Game Schedule.....	63
Media Policies.....	63

	<p>Binghamton Mets NYSEG Stadium 211 Henry Street Binghamton, NY 13901</p>	
	<p>www.bmets.com (607) 723-METS E-Mail: bmets@bmets.com Twitter: @bmets Facebook: binghamtonmets</p>	

The 2014 Binghamton Mets Media Guide was designed, written and produced by Tim Heiman (Director of Broadcasting & Media Relations) with assistance from Heith Tracy (Assistant General Manager and Director of Marketing).

Cover by Ed Saunders. Newspaper images courtesy of the Press & Sun Bulletin and the Broome County Public Library.

Photography by Binghamton Mets, New York Mets and Ed Aswad.

Special thanks to the late Kenny Sahre, a faithful Binghamton Mets fan, whose in-depth statistics and record-keeping fully archived every B-Mets season from 1992 to 2008. Without his work, this media guide would not be possible.

All information as of April 1, 2014.

BINGHAMTON METS FRONT OFFICE



JIM WEED

General Manager



HEITH TRACY

Assistant General Manager &
Director of Marketing



JUSTIN COHEN

Director of Video Production



LOU FERARRO

Scholastic Programs Coordinator



E.J. FOLLI

Sports Turf Manager



ERICA FOLLI

Special Events Coordinator



CONNOR GATES

Special Events Coordinator &
Director of Community Relations



TIM HEIMAN

Director of Broadcasting & Media
Relations



JOE PASCARELLA

Box Office Manager



JOSH PATTON

Corporate Sales Executive



LISA SHATTUCK

Director of Merchandise



RICHARD TYLICKI

Director of Stadium Operations



BOBBY URDA

Director of Food and Beverage



BINGHAMTON METS 2014 FIELD STAFF



PEDRO LOPEZ - MANAGER

Hometown: Toa Baja, Puerto Rico
 13th season as manager
 3rd season with Binghamton Mets

2013: Second year as Binghamton (AA) manager...led team to franchise-record 86 victories, regular season Eastern Division title...named Eastern League Manager of the Year...fell to Trenton Thunder in Eastern Division Championship Series...spent final three weeks of September serving as coach for New York Mets (NL)
2012: Made Double-A managerial debut with Binghamton Mets (AA) of Eastern

League...guided club to 68-74 record

2011: Managed St. Lucie Mets (High-A) of Florida State League...led club to 38-32 first half record en route to South Division postseason berth...went 72-68 overall...defeated Bradenton Marauders in South Division Championship...fell to Daytona Cubs in FSL Championship

2010: Led Savannah Sand Gnats (Low-A) to 75-64 record...guided club to First Half title with 42-28 record...lost to Greenville Drive in Southern Division Championship Series

2009: Guided Brooklyn Cyclones (SS-A) of New York-Penn League to 45-30 record and second-place finish in McNamara Division...fell to Mahoning Valley Scrappers in NYP Semifinals

2008: First season in Mets' system...began season as a coach for Savannah Sand Gnats (Low-A)...transferred to Kingsport Mets (R) of Appalachian League in late June...managed club to 34-32 record

2007: Final season with Rangers' organization...managed AZL Rangers (TEX: R) to 22-34 mark

2006: Served as hitting coach for Bakersfield Blaze (TEX: High-A) of California League

2005: Skipped AZL Rangers (TEX: R) to 27-29 record

2004: Led AZL Rangers (TEX: R) to third-place finish in Arizona League with 32-24 mark

2003: First year managing AZL Rangers (TEX: R)...club finished first with 38-18 record

2002: First season managing in Appalachian League...led Pulaski Rangers (TEX: R) to 34-32 record

2001: Made managerial debut with Savannah Sand Gnats (TEX: Low-A)...club finished at 54-82

Playing career: Drafted in the 21st round by the San Diego Padres in 1988...played 13 seasons in the minor leagues...won Texas League Championship under manager Bruce Bochy with the Wichita Wranglers (SD: AA) in 1992...reached as high as Triple-A with the Las Vegas Stars before joining Milwaukee Brewers organization in 1995...finished career in Houston Astros' System in 2000...in 909 career games, hit .247, clocked 49 home runs, drove in 338 runs

Personal: Born in Vega Baja, Puerto Rico...resides with wife, Gladys, and twin daughters Leslie Marie and Lainey Marie in Toa Baja, PR

Managerial Record

Year	Team	W-L	%
2001	Savannah Sand Gnats (TEX: Low-A)	54-82	.397
2002	Pulaski Rangers (TEX: R)	34-32	.515
2003	AZL Rangers (TEX: R)	38-18	.679
2004	AZL Rangers (TEX: R)	32-24	.571
2005	AZL Rangers (TEX: R)	27-29	.482
2007	AZL Rangers (TEX: R)	22-34	.393
2008	Kingsport Mets (R)	33-30	.524
2009	Brooklyn Cyclones (SS-A)	45-30	.600
2010	Savannah Sand Gnats (Low-A)	75-64	.540
2011	St. Lucie Mets (High-A)	72-68	.514
2012	Binghamton Mets (AA)	68-74	.479
2013	Binghamton Mets (AA)	86-55	.610
		586-540	.520

BINGHAMTON METS MANAGERS

Pedro Lopez is the 14th manager in Binghamton Mets' franchise history. He is the first manager to work consecutive B-Mets seasons since Mako Oliveras led the club from 2007 to 2009. Lopez and Oliveras are also the only two Puerto Rico natives to manage the B-Mets. Lopez is the third B-Mets manager to hail from outside the 50 states, joining Oliveras and Dominican Republic native, Juan Samuel (2006). For a complete list of B-Mets managers and their records see page 19.

BINGHAMTON METS 2014 FIELD STAFF



LUIS RIVERA - HITTING COACH

Hometown: Carolina, Puerto Rico
2nd season as hitting coach
1st season with Binghamton Mets

2013: New York Mets short-season hitting coordinator
2012: First season as Mets short-season hitting coordinator
2011: Served as hitting coach for Kingsport (R)
2010: Started season as player/coach for Savannah (Low-A)...joined Kingsport as infield coach in early June...finished season in Appalachian League

Playing career: Played six seasons as infielder in Chicago Cubs and New York Mets organizations...signed as a non-drafted free agent by the Cubs in June 2005 after playing for Florida International University...joined Mets as Minor League free agent in May 2006...New York-Penn League All-Star Mid-Season with Brooklyn (SS-A) in 2006...hit .316 in 18 games with Binghamton (AA) in 2007...reached Triple-A in 2009, hitting .316 in 46 games for Buffalo (AAA)

Personal: Resides in Miami, FL with his wife, Jessica



GLENN ABBOTT - PITCHING COACH

Hometown: North Little Rock, Arkansas
3rd season as B-Mets Pitching Coach

2013: Second season as Binghamton (AA) pitching coach...team set franchise records in strikeouts (1,185) and K/BB ratio (2.83)
2012: First season as Binghamton pitching coach...coaching debut in Eastern League
2011: First season in Mets' organization...pitching coach for Savannah Sand Gnats (Low-A)...staff led South Atlantic League with 3.26 ERA, 1.22 WHIP and 50 saves
2010: Pitching coach for San Antonio Missions (SD: AA)...staff led Texas League in ERA (3.33),

strikeouts (1,085), WHIP (1.29)...allowed fewest hits (1158)
2009: Pitching coach for Portland Beavers (SD: AAA)
2008: Pitching coach for Portland Beavers (SD: AAA)
2007: Pitching coach for San Antonio Missions (SD: AA)...staff led Texas League in ERA (3.81) and WHIP (1.30)
2006: Pitching coach for Mobile BayBears (SD: AA)
2003-2005: Pitching coach in Texas Rangers' system
1990-2002: Pitching coach in Oakland Athletics' system

Playing career: Spent 11 seasons in the Major Leagues as a starting pitcher for the A's (1973-76), Seattle Mariners (1977-83), and Detroit Tigers (1977-83)...originally selected in the 8th round of the 1969 draft by the Oakland Athletics...appeared in 248 career games...made 206 starts...went 62-83, compiled a 4.39 ERA, struck out 484 batters...hurled five career shutouts...combined with Vida Blue, Paul Linblad and Rollie Fingers in first four-pitcher no-hitter in MLB history as member of A's against the California Angels on 9/28/75

Personal: Resides with his wife, Patti, in North Little Rock, Arkansas...three children: Todd, Jeff and Amy

100 SEASONS OF BINGHAMTON BASEBALL

This year marks the 100th season of professional baseball in Binghamton, NY. America's pastime in the Southern Tier dates back to 1877 when the Binghamton Cricket played in the League Alliance. For more on the history of baseball in Binghamton see page 14.

BINGHAMTON METS	<i>(1992 - Present)</i>
Eastern League (1992 - Present)	
BINGHAMTON TRIPLETS	<i>(1923 - 1968)</i>
Eastern League (1938-1963, 1967-1968)	
New York-Pennsylvania League (1923-1937, 1964-1966)	
BINGHAMTON BINGOES	<i>(1885, 1892 - 1894, 1899, 1901 - 1919)</i>
International League (1918-1919)	
Eastern League (1892-1894)	
New York State League (1885, 1899, 1901-1917)	
BINGHAMTON CRICKETS	<i>(1877 - 1878, 1886 - 1888, 1895, 1900)</i>
New York State League (1896, 1900)	
Central League (1888)	
International League (1886)	
International Association (1878, 1887)	
League Alliance (1877)	

BINGHAMTON METS 2014 FIELD STAFF



DEB IWANOW - ATHLETIC TRAINER

Hometown: Delhi, NY
1st season as B-Mets Athletic Trainer

2011-2013: Athletic trainer for St. Lucie Mets (High-A)
2009-2010: Brooklyn Cyclones (SS-A) athletic trainer
2006-2008: Served as athletic trainer for Kingsport Mets (R)
2005-2006: Assistant athletic trainer at Binghamton University...worked with baseball and women's soccer teams
2004-2005: Assistant athletic trainer at St. Bonaventure University...worked with men's soccer, men's and women's swimming & diving and baseball teams

Personal: Graduated from Ithaca College in 1999 with a BS in Exercise and Sports Science...received a Masters in Exercise and Sports Science with a concentration in Sports Psychology from Ithaca College in 2003...she resides in Delhi, NY



JASON GRIFFIN - STRENGTH & CONDITIONING COACH

Hometown: Harvey, IL
1st season as B-Mets Strength & Conditioning Coach

2012-2013: Strength & conditioning coach for Savannah Sand Gnats (Low-A)
2010-2011: Member of Oakland Raiders strength & conditioning staff

Personal: Graduated from Southern University in 2003 with BS in Agriculture Economics...played defensive back on Southern football team...received MS in International Trades from Louisiana State University in 2005...founded Jason Griffin Foundation in 2007, which aims to support children and single parents in underserved communities...owns Elite Private Training Corporation...co-founder of Griffin School of Music and Performing Arts...serves as a National Youth Motivational Speaker

POSITION PLAYERS AS PITCHERS

When games have gotten out of hand or gone deep into extra innings, B-Mets managers have been forced to use position players on the hill. 17 B-Mets have performed such a feat. The complete list is found below (those who have appeared since 2006 have the specific game listed):

Player	Date	Opponent	W-L	ERA	G	IP	H	R	ER	HR	BB	SO
Gregory Graham	1994		0-0	6.75	2	1.1	1	1	1	1	1	1
John Mahalik	1997		0-0	0.00	3	3.0	0	0	0	0	1	4
Eric Morales	1998		0-0	18.00	1	1.0	3	2	2	1	0	0
Todd Landry	1998		0-0	0.00	4	3.1	3	0	0	0	0	4
Jesus Azuaje	1998		0-0	0.00	2	2.0	1	0	0	0	0	2
Garrett Neubart	1999		0-0	0.00	1	2.0	1	0	0	0	0	1
Virgil Chevalier	2002		0-0	0.00	2	1.1	1	0	0	0	0	1
Brian Shipp	2003		0-0	13.50	1	0.2	2	1	1	0	1	0
Josh Pressley	2004		0-0	0.00	1	0.0	0	0	0	0	0	0
Chase Lambin	2004		0-0	0.00	1	0.0	0	0	0	0	0	0
David Bacani	2005		0-0	0.00	4	4.0	1	0	0	0	0	1
Kevin Rios	8/6/06	v Connecticut	0-1	9.00	1	1.0	2	1	1	0	1	1
Jon Malo	4/20/08	v Portland	0-0	0.00	1	0.1	0	0	0	0	0	0
Luke Montz	8/21/10	v Altoona	0-0	0.00	1	1.0	1	0	0	0	0	0
Raul Reyes	4/29/11	v Akron	0-0	0.00	1	1.0	0	0	0	0	2	0
Travis Ozga	6/29/11	@ Erie	0-0	0.00	1	1.0	1	0	0	0	0	0
Jose Coronado	6/30/11	v Bowie	0-0	0.00	1	1.0	0	0	0	0	1	0
Joe Bonfe	7/12/13	v Portland	0-0	0.00	1	0.1	1	0	0	0	0	1

NYSEG STADIUM

BALLPARK HISTORY

After the Binghamton Triplets disbanded in 1968, their home park, Johnson Field in nearby Johnson City was demolished to make way for New York State Route 17. In 1991, when the New York Mets announced they would move the Williamsport Bills, their Double-A affiliate, from Pennsylvania to Binghamton, New York, the city put plans together to build the B-Mets a brand-new ballpark.



Aerial view of Binghamton Municipal Stadium in 1992

Opened in April 1992, Binghamton Municipal Stadium immediately became a hot spot in the city. In its inaugural season, the ballpark welcomed 278,492 fans, the highest single-season attendance for any team to ever call Binghamton home. The record stands to this day.

NYSEG STADIUM QUICK FACTS

Broke Ground:	July 1991
Opened:	April 1992
Cost:	\$4.6 million
Capacity:	6,012
Designer:	Highland Associates
Former Name:	Binghamton Municipal Stadium (92-00)
Dimensions:	330' (LF), 400' (CF), 330' (RF)
Fence Height:	8'
Record Att:	7,412 - July 17, 2008

B-Mets fans have seen many memorable moments at the park. The team celebrated both of their Eastern League Championships (1992 & 1994) on their home field. Joe Crawford tossed the second no-hitter in B-Mets history and first at home on May 5, 1996 in the second game of a doubleheader against the Trenton Thunder. Bob Keppel added a no-hitter to the franchise list when he baffled the Portland Sea Dogs over nine innings on August 2, 2003.

In 2001, the naming rights for the stadium were sold to

the New York State Electric and Gas Company. The B-Mets would now call NYSEG Stadium home. More concrete changes were made to the ballpark prior to the 2007 season when a videoboard was installed beyond the right field fence.



Municipal Stadium under construction in 1992

NYSEG Stadium has been the site of many rehab assignments for the New York Mets. From Dwight Gooden in 1994 to Jose Reyes in 2011, appearances from Big Leaguers have generated some of the largest crowds in stadium history. Orlando "El Duque" Hernandez's rehab start on July 17, 2008 drew 7,412, a single-game attendance record. Over the last 22 seasons, nearly 4.7 million fans have entered NYSEG Stadium to watch their beloved Binghamton Mets.

BINGHAMTON METS QUICK FACTS

Affiliation:	New York Mets (1992 - Present)	Ownership:	Michael Urda, George Scherer, David & William Maines
Founded:	1992	League Titles:	2 (1992, 1994)
General Manager:	Jim Weed	Division Titles:	3 (1994, 2000, 2013)
Asst. General Manager:	Heith Tracy	Postseasons:	7 (92, 94, 96, 98, 00, 04, 13)
Stadium (Capacity):	NYSEG Stadium (6,012)	Manager:	Pedro Lopez
Location:	211 Henry Street Binghamton, NY 13901	Hitting Coach:	Luis Rivera
Radio Broadcaster:	Tim Heiman	Pitching Coach:	Glenn Abott
Radio Stations:	WNBF (1290 AM) WYOS (1360 AM)	Athletic Trainer:	Deb Iwanow
		Strength Coach:	Jason Griffin

NYSEG STADIUM

BALLPARK LAYOUT

NYSEG Stadium, opened in 1992, has an official capacity of 6,012. There are 33 sections of seating, including 18 Box Seat sections and 15 Reserved Grandstand sections. The Box Seats contain nine rows of seating while the Reserved Grandstand contains 15 rows of seating. The stadium also offers six luxury boxes which hold approximately 20 individuals each. The picnic area down the left field line can accommodate 600. The Lupo's Dugout is located down the right field line.

The B-Mets clubhouse is located beneath the stands on the first base line. The visitors' clubhouse is located beneath the stands on the third base line. Both clubhouses have their own coaches' room, training room and showers. A batting tunnel shared by both teams is located adjacent to the B-Mets clubhouse on the first base line. The B-Mets clubhouse also contains two players' lounges.

The B-Mets bullpen is located beyond the Lupo's Dugout down the right field line. The visitors bullpen is located beyond the left field fence. The shed beyond the right field fence is used to store field maintenance equipment and contains the Sports Turf Manager's office.



EXPLAINING THE VIEW

The view from the press box at NYSEG Stadium blends the baseball tradition of the Southern Tier with the city's industrial past sprinkled with the beauty of the surrounding area.



Aerial view of the rail yard beyond left field at NYSEG Stadium

The city of Binghamton became a major manufacturing center in the 19th century thanks in large part to the development of the railroads. Because there was no navigable path via waterway from Binghamton to the Atlantic Coast, the railroads shipped most the goods produced in the Southern Tier. The city became a key producer of cigars, shoes and high-tech products. Nowhere is the link to the past to

the railroad era more evident than the railyard beyond the left field fence. The yard houses more than a dozen rails and lengthy freight trains roll through seven days a week. Several B-Mets and visitors have plunked rail cars with long home runs during the stadium's 22-year history.

The videoboard currently installed beyond the right field fence was added prior to the 2007 season to replace the original scoreboard. The board has allowed the B-Mets to develop a video production staff that creates pre-game programming, in-game contests, game highlights and much more.

Geographically, the city of Binghamton sits in a bowl-shaped valley at the meeting point of the Susquehanna and Chenango Rivers. Located in the Glaciated Allegheny Plateau, the city is surrounded by elevated land. The rolling hills far beyond right field are located in the hamlet of Popes Ravine, which is part of the town of Kirkwood, a suburb of Binghamton.



NYSEG Stadium's videoboard

BINGHAMTON, NEW YORK

Officially settled in 1802, Binghamton is a community of 47,376 located in the Southern Tier, approximately seven miles north of the New York-Pennsylvania border. Serving as the county seat of Broome County, the area now comprised of the city of Binghamton and its immediate suburbs was purchased by William Bingham, a wealthy native of Philadelphia, in 1792. Located in the valley at the confluence of the Susquehanna and Chenango Rivers, this newly acquired land offered an area easy to settle compared to the rolling hills that dominate the Upstate New York geography.

The community was originally known as Chenango Point before incorporating as the Town of Binghamton in 1834. Taking advantage of the flat, yet limited landscape, Binghamton originally developed as an agricultural town. That changed in the 1840's when the Erie Railroad was constructed to connect Binghamton to the Atlantic Coast. The area quickly became a major manufacturing and transportation hub.

The town progressed to city-status in 1867. At that point, nearly 9,000 people called the area home. Cigars were the first major product shipped out of Binghamton. However, that industry became trumped by the shoemaker Endicott Johnson in the early 1920's. Founded by Henry Bradford Endicott and George F. Johnson, the company's factories dominated the Triple Cities of Binghamton, Johnson City and Endicott and employed nearly 20,000 people during the Roaring 20's. It saw its highest production during World War II when it pumped out 52 million pairs of shoes a year.



Endicott Johnson factories in the first half of the 20th century

As the shoe-producing industry began to fade following the war, the development of high-tech products took center stage. The Link Trainer, a flight simulator developed in Binghamton in the 1930's, was used to prepare pilots during World War II and enticed many technology companies to set up shop in the area.

The International Business Machines Corporation, commonly known as IBM, was founded in Endicott and continues to be a key employer in the area. Major defense contractors like Lockheed Martin, BAE Systems and Rockwell Collins also showcase plants in the Southern Tier.



Downtown Binghamton

Binghamton has been referred to as the "Parlor City" and "Carousel Capital of the World" over its 210-year history. It gained its Parlor City moniker in the latter portions of the 19th century for its attractive Victorian homes, stately mansions and neat streets. With six historic wooden carousels donated by George F. Johnson, the city earned its more self-explanatory "Carousel Capital of the World" nickname early in 1900's.

Boasting a heavy concentration of Italian immigrants in the 1920's, the Southern Tier became the birthplace of the spiedie (pronounced spiee-dee). The sandwich consists of small, marinated pieces of chicken, pork, lamb, or beef traditionally served on soft Italian bread. Agostino Iacovelli and Peter Sharak are credited with introducing the tasty delicacy to the area. The name derives from the Italian word "spiedini," which refers to pieces of meat cooked on a skewer. The city celebrates this sandwich every summer at the Spiedie Fest and Balloon Rally, which is highlighted by a spiedie cook-off and hot-air balloon showcase.

During the winter, sports fans in Binghamton can catch a minor league hockey game with the Binghamton Senators, an affiliate of the Ottawa Senators playing in the American Hockey League. The Southern Tier is also home to the State University of New York at Binghamton, a highly-regarded public institution that fields 19 Division I teams.




Hot air balloons dot the sky during Spiedie Fest '08

Golf is another major sport in the area. There are over a dozen courses within a 20-mile radius of NYSEG Stadium. The En-Joie Golf Course in Endicott has hosted a Champions Tour event called the Dick's Sporting Goods Open since 2007. Dick's Sporting Goods was founded in Binghamton in 1948. The course also hosted the B.C. Open, a PGA Tour tournament, every year since 1971 until major flooding washed out the competition in 2006.

BINGHAMTON METS HISTORY

While professional baseball in Binghamton, NY dates back to 1877, the Binghamton Mets' story begins in 1992. It was that year that the New York Mets organization moved their Double-A affiliate, the Bills, from Williamsport, Pennsylvania approximately 125 miles northeast to Binghamton, New York.

The city welcomed the B-Mets with open arms after going 23 years without having a professional baseball team to call their own. When tickets went on sale for the inaugural season, thousands of fans braved the rain and waited in a line that snaked for blocks through the city.



1968 Binghamton Triplets

The Binghamton Triplets called the Southern Tier home for 46 years before disbanding in 1968. The club played their home games at Johnson Field located in nearby Johnson City. Following their departure, the ballpark was demolished to make way for New York State Route 17.

With Johnson Field long gone, the B-Mets needed a new home park. That requirement was fulfilled by Binghamton Municipal Stadium. Built in nine months for \$4.6 million, the ballpark opened on April 19, 1992 after three-straight postponed games.

Binghamton's house-warming party was a strong one as they defeated the Harrisburg Senators 1-0 in front of 5,126 fans.

Led by manager Steve Swisher, the B-Mets treated their fans to a stellar opening season. They went 79-59, finished 2nd in the Eastern League, and earned a trip to the postseason. The B-Mets dispatched the Harrisburg Senators in the semi-finals in four games, needing a 4-3 victory in a 14-inning marathon in the series-clincher.

In the Eastern League Championship, the B-Mets trailed the Canton-Akron Indians two games to one, but rallied with a 7-2 win in game five and earned their first championship with a 5-2 win in the decisive fifth game. Bobby J. Jones, the ace of the Binghamton pitching staff and Eastern League Pitcher of the Year in 1992, earned the win in the championship game.

In their first season, the B-Mets welcomed 278,492 fans to Municipal Stadium, the highest single-season attendance for any team to ever call Binghamton home. The record stands to this day.

During the winter after the 1993 season, a group of local businessmen teamed up to make the Binghamton Mets a truly local product. Mike & Chris Urda, George Scherer and David & William Maines purchased the team from New York Mets in January 1994. The club has been under their care ever since.

Under new ownership, the 1994 season turned into another banner year for the B-Mets and the city. Binghamton became the center of the Double-A universe on July 11, 1994 when the team hosted the Double-A Association All-Star Game. 6,524 fans packed into Municipal Stadium and watched the American League defeat the National League 10-4.



Fans brave the rain for Binghamton Mets tickets in 1992

The All-Star Game would not be the only excitement Binghamton would see that season. The B-Mets won the North Division under manager John Tamargo with a wire-to-wire performance, finishing the year at 82-59.

The B-Mets deftly managed to sweep away the New Haven Ravens in three games in the North Division Championship, with each game decided by a single run.

Binghamton faced the Harrisburg Senators in the Eastern League Championship. After falling in game one, the B-Mets ace Bill Pulsipher got the team back on the right track in a big way. The hulking left-hander baffled the Senators for nine innings, hurling the first no-hitter in Binghamton Mets history. His win tied the series.



1992 Championship Team with Binghamton Mayor Juanita Crabb

BINGHAMTON METS HISTORY

The B-Mets used more magic in game three. Trailing 4-2 in the bottom of the ninth, Edgardo Alfonzo launched a two-run home run to tie the game and Frank Jacobs followed suit with a solo home run to win. In game five, Chris Roberts secured Binghamton's second championship in three years. The righty allowed just two runs in a complete game in front of 5,259 fans at Municipal Stadium.



B-Mets' mascot Ballwinkle celebrates 1994 championship

Something about even-numbered years in the 90's brought out the best in the B-Mets. In 1996, with John Tamargo still at the helm, the team went 76-66 and finished second in the North Division.

Unlike 1992 and 1994, this club was not able to supply the magic in the postseason. The B-Mets held a 2-1 series lead over the Portland Sea Dogs in the North Division Championship, but failed to lock it up. Binghamton made a first-round exit that year after the Sea Dogs won games four and five.

The story repeated itself in 1998. The B-Mets had a slow start playing for new manager John Gibbons, but caught fire in July. The club won 20 games in the month and finished second in the North Division with an 82-60 record.

Up against the New Britain Rock Cats in the North Division Championship, the B-Mets snatched game one, but watched their season end when New Britain won the final three games of the series.

The year 2000 was another fruitful season for the B-Mets. For the third time in franchise history, the team won exactly 82 games. The hometown fans were lucky enough to watch 46 of those wins at Municipal Stadium, a franchise record that still stands.

Binghamton beat out the New Haven Ravens to win the North Division by one game, but it was the Ravens who had the last laugh in the postseason. Yet again the B-Mets won the North Division Championship opener, but dropped three straight and bowed out in the first round.

In 2001, the naming rights for the stadium were sold to the New York State Electric and Gas Company. The B-Mets would now call NYSEG Stadium home.

Following their exit in 2000, Binghamton did not return to the postseason until 2004, when they finished second in the North Division with a 76-66 record for manager Ken Oberkfell. It was the same story for Binghamton. In their first year of existence, the New Hampshire Fisher Cats dispatched the B-Mets in four games en route to winning the Eastern League title.



Newly-named NYSEG Stadium



Binghamton Municipal Stadium seen from above in 1992

After a nine-year postseason drought, the B-Mets compiled one of their best seasons in franchise history in 2013. The club racked up a record 86 wins with Eastern League Most Valuable Player Allan Dykstra and Manager of the Year Pedro Lopez. Using a strong starting rotation highlighted by Noah Syndergaard and a stellar bullpen capped by Jeff Walters, the B-Mets won their first regular season division title since 2000, but were swept in the first round of the playoffs by the Trenton Thunder.


The B-Mets list of notable alumni includes David Wright, Jose Reyes, Matt Harvey, Zack Wheeler, Mike Pelfrey, Daniel Murphy, Jon Niese, Benny Agbayani, Edgardo Alfonzo, Bobby Parnell, Jason Bay, Lucas Duda, Rey Ordonez, Ike Davis, Dillon Gee, Jason Istringhausen, Butch Huskey, Bill Pulsipher, Jay Payton, Ty Wiggington, Paul Wilson, Brian Daubach, Cory Lidle and Jason Tyner.

Over the last 22 seasons, 4.6 million fans have entered NYSEG Stadium to watch their beloved Binghamton Mets. The team continues to be a fixture of the community as the city roots for the future stars of the New York Mets.

BINGHAMTON BASEBALL HISTORY

The city of Binghamton, New York has an incredibly rich history of organized baseball dating back to 1877, when the Binghamton Cricket played in the League Alliance. With players like Buttercup Dickerson and John McGuinness, the members of the original Cricket team became the forefathers of America's pastime at the confluence of the Susquehanna and Chenango Rivers.

Binghamton's hometown team experienced a great deal of volatility in its first 20 years. During that time period, the team played under four different names (Cricket, BINGoes, Crickets and Bingos) in six different leagues (League Alliance, International Association, New York State League, International League, Central League and Eastern League). Future Hall of Famer "Wee Willie" Keeler of "Hit 'em where they ain't" fame played for the Bingos during this time in 1892 and 1893.



1902 Binghamton BINGoes



1913 Binghamton BINGoes

Things finally settled down in 1901 when the Binghamton BINGoes began playing in the New York State League. Comprised of teams from Albany, Cortland/Waverly, Ilion, Rome, Schenectady, Troy and Utica, the league pitted the turn-of-the-century bustling cities of Upstate New York against each other. The BINGoes played 17 seasons in the league before switching to the International League in 1918.

W.B. "Bill" Kay played in Binghamton from 1914 to 1919 and became one of the team's biggest stars hitting over .300 every year. He was inducted into Binghamton's Baseball Shrine in 2006.

Professional baseball in Binghamton went on hiatus for four years after the BINGoes ended their run in the International League in 1919. That drought ended in a grand way in 1923. In a meeting held on March 23 at the Arlington Hotel in Binghamton, a six-team association known as the New York-Penn League was born. Fifteen years later, the New York-Penn League became today's Eastern League.

The Binghamton Triplets were an original member of the league and became a fixture in Binghamton for 45 years. Representing the "Triple Cities" (Binghamton, Johnson City and Endicott), the Triplets spent most of their existence as a New York Yankees affiliate.




1933 League Champion Binghamton Triplets

With stars like Whitey Ford, Eddie Sawyer, Steve Souchock, Thurman Munson, Steve Kraly, Lee Thomas, Bill Virdon, Al Downing, Spud Chandler, Wally Burnette, Bobby Richardson, Ralph Terry, Pete Suder, Frank Verdi, Ken Harrelson, Bob Grim, Bert Campaneris, Gene Bearden, and Dale Long the Triplets captured ten league titles during their time in Binghamton.

The Triplets switched to the current New York-Penn League in 1964 and returned to the Eastern League in 1967. Sadly, their run came to an end in 1968. The team disbanded and professional baseball disappeared from the Southern Tier for 23 years.

The New York Mets ended that drought in 1992. Owners of their Double-A affiliate in the Williamsport Bills, the Mets decided to move the team to Binghamton following the 1991 season. With the Triplets' old home in Johnson Field long-gone, the city spearheaded the construction of Binghamton Municipal Stadium, now known as NYSEG Stadium. In a coincidental link to the past, the park is located just blocks from where the Arlington Hotel, the birthplace of the Eastern League, used to stand.

The Binghamton Mets have picked up where the Triplets left off and provided fans in the Southern Tier with professional baseball for the last 20 years. With two B-Mets championships in 1992 and 1994, the city of Binghamton is home to twelve Eastern League titles, the most for any city in the league. The B-Mets and their loyal fans hope for more as the love affair with America's pastime continues in the "Carousel Capital of the World".




1962 Triplets Program

BINGHAMTON METS ALL-TIME ROSTER

A

ABEL, Nick (08-09)
 ABREU, Michel (06)
 ACUNA, Ron (02-04)
AGBAYANI, Benny (95-96)
 AGUILAR, Salvador (07-08)
 ALFONZO, Edgar (08-09)
ALFONZO, Edgardo (94)
 ALLISON, Tom (92-94)
ALOMAR, Jr., Sandy (07*)
ALOU, Moises (08*)
 ALVAREZ, Manuel (10-11)
 ANDERSON, Jimmy (04)
 ANTONINI, Michael (08-10)
 ARFFA, Steve (95)
 ARACENA, Juan (00)
 ARROYO, Rafael (05,07-09)
 ARROYO, Luis (97-98)
 ARTEAGA, Ivan (98)
 ARTEAGA, JD (98-00)
 ASCHE, Kirk (03)
ATCHISON, Scott (13*)
AUCOIN, Derek (98)
 AVERSA, Joe (96)
 AZUAJE, Jesus (95-98)



Brook Fordyce (1992)

B

BACANI, David (03-05)
 BALDIRIS, Aarom (04-05)
BANNISTER, Brian (04-05)
 BARON, Jim (00)
BARRIOS, Manny (01)
BARRY, Jeff (94-95)
BASAK, Chris (01-04)
 BATES, Fletcher (95,97,02)
BATISTA, Miguel (12*)
 BATISTA, Wilson (06-07)
BAXTER, Mike (12*)
BAY, Jason (02)
 BEAULAC, Eric (10)
BEAMON, Trey (99)
 BECKERMAN, Andy (94)
 BELL, Bubba (11)
BELL, Heath (01,02,04)
BELL, Mike (98)
 BENBOW, Lou (95)
 BENNETT, Hamilton (13)
 BENNETT, Ryan (99,01)

BENNETT, Steve (03)
 BEVIS, P.J. (02-04)
BLAND, Nate (02)
 BLAQUIERE, Jean Luc (11)
 BOHANNON, Gary (99)
 BONFE, Joe (12-13)
 BOSTICK, Adam (09)
 BOUCHARD, Matt (09)
 BOWMAN, Shawn (08-09)
 BRADFORD, Chasen (13)
 BRASWELL, Bryan (01-02)
BRAZELL, Craig (02-03)
BREA, Lesli (00)
 BRITTAN, Corey (98-00)
BRITO, Eude (08)
 BROOKS, Ricky (11)
 BROWN, Eric (08-09)
 BRUCE, Mo (99,00)
BRUNETTE, Justin (01-02)
 BUCCHERI, James (99)
 BULLARD, Jason (96)
 BULLOCK, Craig (95)
BURNITZ, Jeromy (03*)
BUTERA, Drew (07)
 BUTTERFIELD, Chris (92-93)
 BYARD, David (04-05)

C

CALABRESE, Tony (03)
 CALIGIURI, Jay (05-06)
 CAMACHO, Eddie (06-08)
 CAMPBELL, Eric (10-12)
CAMMACK, Eric (99,02-03)
CANCEL, Robinson (07)
 CARACCIOLI, Lance (04)
CARDONA, Javier (04)
CARP, Mike (07-08)
 CARPENTER, Brian (97)
CARPENTER, Drew (12)
 CARRILLO, Xorge (13)
CARSON, Robert (10-12)
CARVAJAL, Marcos (07)
 CARTER, John (96-97)
CASTILLO, Alberto (94)
CASTILLO, Juan (93-94)
CASTILLO, Luis (08*)
 CECILIANI, Darrell (13)
CENTENO, Juan (10,12-13)
CERDA, Jaime (01-02)
CERROS, Juan (00-02)
 CHANCEY, Bailey (08)
CHAVEZ, Eddy (07*)
 CHENARD, Ken (04-05)
 CHEVALIER, Virgil (02-03)
 CHURCH, John (13)
CHURCH, Ryan (08*)
 CLEMENTS, Zac (04-06)
 CLYNE, Stephen (09)
 COHOON, Mark (10-13)
 COLE, Brian (00)
 COLE, Joey (02-04)
 COLES, Corey (07)
COLLAZO, Willie (06)
 COLON, Dennis (98)
 CONCEPCION, Ambiorix (06,08)
 COOK, Andy (01,02)
 CORDOVA, Vincent (05-06)

COREY, Mark (99-01)
 CORONADO, Jose (07-11)
 CORR, Frank (03)
 COSMAN, Jeff (95)
 COTA, Marino (00)
 COULTAS, Ryan (07,09)
 COX, Mike (03)
 CRADLE, Cobi (95)
CRAWFORD, Joe (94-96)
 CRUZ, J.E. (06-07)
CRUZ, Rhiner (11)
 CUAN, Angel (13)
 CULLEN, Ryan (05-07)
 CURRY, Mike (01-02)

D

d'ARNAUD, Travis (13)
 DALY, Rob (95)
 DARDEN, Tony (98-99)
DAUBACH, Brian (95-96)
DAVIS, Ike (09)
 DAVIS, Jay (93-95)
 DE LA CRUZ, Julio (09)
DE LA TORRE, Jose (09-10)
 DEATON, Kevin (05)
 deGROM, Jacob (13)
 DELLA RATTA, Pete (99-01)
 DELLICARRI, Joe (92-93)
den DEKKER, Matt (11-12)
 DESCHENES, Pat (03)
 DIETIENNE, David (04)
 DEVANEY, Michael (06-07)
 DIAZ, Cesar (95)
DIAZ, Jose (04)
DIAZ, Victor (03)
DIFELICE, Mike (06)
 DINA, Allen (99-01)
DINARDO, Lenny (03)
DIXON, Steve (96)
 DORN, Chris (92-93)
DOTEL, Octavio (97-98)
 DOUMA, Todd (92-93)
 DuBOSE, Brian (99)
DUDA, Lucas (09-10)
DUNCAN, Jeff (03-05)
DYKHOFF, Radhames (00)
 DYKSTRA, Allan (11-13)
 DZIADKOWIEC, Andy (92-93)
 DZIUBA, Teddy (07)

E

EAGER, Blake (06)
EDGIN, Josh (12-13)
EDMONDSON, Brian (95-97)
 EDWARDS, Bryan (04-06)
EGBERT, Jack (11)
 EIGSTI, Jake (09)
 ELLDRIDGE, Rashad (06)
 ELLIOTT, Chad (03)
 ELLISON, Derrick (09-10)
 ENGLE, Tom (95)
 EPPERSON, Chad (95)
ESCOBAR, Alex (00)
 ESPINOSA, Ramon (97)
EVANS, Nick (08-10)
 EVERTS, Clint (10)

Bold - Played in Major Leagues

* - Played for B-Mets on rehab assignment

BINGHAMTON METS ALL-TIME ROSTER

F

FAMILIA, Jeurys (11)
 FARRELL, Mike (94)
FELICIANO, Jesus (11)
FELICIANO, Pedro (13)
 FERNANDEZ, Osvaldo (98)
 FERNANDEZ, Rafael (12)
FERNANDEZ, Sid (93*)
 FESH, Sean (97)
 FIEGEL, Todd (94-95)
FIGGA, Mike (01)
FIGUEROA, Nelson (97-98)
 FISHER, Michael (10-12)
FLORES, Wilmer (12)
FORDYCE, Brook (92)
 FORSYTHE, Blake (13)
FRANCISCO, Frank (12*, 13*)
FRANCO, John (99*)
 FRASER, Ryan (12-13)
 FREDERICK, Emary (09-10)
 FULLER, Jim (13)
 FULLER, Mark (94-96)
 FULLY, Ed (94-95)

G


GAINEY, Bryon (99-00)
GARCIA, Anderson (05-06)
GARCIA, Danny (03)
 GARCIA, Emmanuel (08-09)
GARCIA, Karim (04*)
 GARCIA, Omar (94-95)
 GARCIA, Yunir (05-06)
GEE, Dillon (08)
 GEISLER, Phil (96)
GERMEN, Gonzalez (12)
 GOEDDEL, Erik (13)
GOMEZ, Carlos (06)
GONZALEZ, Dicky (00)
 GONZALEZ, Javier (93)
 GONZALEZ, Jimmy (00,02,04)
 GOOCH, Arnold (97-98)
GOODEN, Dwight (94*)
 GORSKI, Darin (12-13)
 GRAHAM, Greg (94)
GREENE, Charlie (94-96)
GRIFFITHS, Jeremy (01-02)
 GRIFOL, Pedro (96-98)
 GRONAUER, Kai (11-12)
 GUERRA, Mark (95-98)
GUNDERSON, Eric (93)
 GUZIK, Robbie (93)
 GUZMAN, Carlos (09-11)
GUZMAN, Edwards (07)

H

HAFER, Jeff (99-00)
 HALL, Victor (05)
 HALTIWANGER, Garrick (99)
 HAMMELL, Al (94)
HAMULACK, Tim (05)
HARDTKE, Jason (95-97)
 HARPER, Brett (04-07)
HARRIGER, Denny (92-93)
 HARRIS, Alonzo (13)
 HARRISON, Vince (07)

HARVEY, Matt (11)

HAVENS, Reese (10-12)
 HEE, Aaron (03)
HEILMAN, Aaron (02)
 HELD, Dan (00)
HENDERSON, Rodney (00)
 HENDERSON, Ryan (98-99)
 HERBISON, Brett (99)
HERNANDEZ, Anderson (05)
HERNANDEZ, Carlos (01)
HERNANDEZ, Luis (10)
HERNANDEZ, Orlando (08*)
HIEPTAS, Joe (01,03-06,08)
HILJUS, Erik (95)
 HILL, Jamar (07-08)
HILL, Jeremy (03-05)
 HOFFNER, Jamie (92)
 HOLT, Brad (09-12)
 HOORELBEKE, Casey (08)
 HORNE, Tyrone (96)
HOWARD, Chris (97)
 HOWARD, Tim (92-93)
HOWELL, Pat (94)
 HUBBARD, Marshall (10)
HUBER, Justin (03-04)
 HUCHINGSON, Chase (13)
 HUFF, B.J. (99-01)
 HUGHES, Rhyne (13)
HUMBER, Philip (05-06)
 HUNTER, Bert (92-93)
 HUNTER, Scott (97-98,01-02)
HUSKEY, Butch (93)



Bill Pulsipher (1994, 1997)

I

ISRINGSHAUSEN, Jason (94-95)

J

JACKSON, Gavin (00)
 JACKSON, Nic (07)
 JACOBS, Frank (93-95)
JACOBS, Mike (03-04)
JACOME, Jason (93)
 JAMISON, Ryan (02)
 JIANNETTI, Joe (04)
JOHNSTONE, John (92)
JONES, Bobby J. (92,99*)
JONES, Bobby M. (01*)
 JOSEPH, Jake (02-04)
JUNGE, Eric (05)

K

KAPLAN, Jeff (11-12)
 KATZAROFF, Robby (92)
KAZMAR, Sean (12)
KAZMIR, Scott (04)
 KEISTER, Tripp (95)
KEPPEL, Bob (03)
KEPPINGER, Jeff (04)
 KESSEL, Kyle (01)
KIGER, Mark (07,09)
 KINDELL, Scott (95)
 KING, Jason (92)
KINKADE, Mike (00)
KNACKERT, Brent (93,95)
 KNOWLES, Eric (97)
 KOLAREK, Adam (12-13)
KUNZ, Eddie (08,10)

L

LAGARES, Juan (11-12)
 LAMBIN, Chase (04-06)
 LANDRY, Todd (98)
 LANGBEHN, Gregg (92,94)
 LARSON, Toby (96)
 LAVIGNE, Tim (02-05,08)
 LEATHERSICH, Jack (13)
 LeBRON, Juan (00-01)
LEDESMA, Aaron (93)
 LEIPER, Tim (96)
LIDLE, Cory (96)
LINDSTROM, Matt (05-06)
 LOADENTHAL, Carl (09)
LO DUCA, Paul (07*)
 LOHRMAN, Dave (01)
 LONG, Steve (93)
LONG, Terrence (98)
 LOPEZ, Johan (99)
 LOPEZ, Jose (97-99)
 LOPEZ, Rafael (05)
 LOWERY, David (93)
LOWERY, Terrell (96)
 LUCAS, Richard (13)
LUDWICK, Eric (95)
 LUJAN, John (10-11)
LUTZ, Zach (09-10)
 LYDON, Wayne (04-05)
 LYONS, Mike (98-99)

M

MACHADO, Anderson (08)
MacLANE, Evan (05-06)
 MADDEN, John (09)
 MAHALIK, John (95-97)
MAINE, John (10*)
 MALAVE, Jaime (01-02)
 MALDONADO, Brahim (10-11)
 MALDONADO, Ivan (05-06)
 MALEK, Bobby (04-06)
 MALO, Jon (08-11)
 MANESS, Dwight (96-98)
 MANESS, Nick (00-03)
 MANGRUM, Michah (04)
 MANRIQUEZ, Salomon (08,10-11)
 MARCHALL, Randy (93)
 MARTE, German (08)

BINGHAMTON METS ALL-TIME ROSTER

MARTE, Jefry (12)
 MARTIN, Dustin (12)
 MARTIN, James (97)
MARTINEZ, Fernando (07-08)
 MARTINEZ, Gabby (00-01)
 MARTINEZ, Jesus (00-01)
MARTINEZ, Jose (92)
MARTINEZ, Pablo (94)
 MASHORE, Justin (99)
 MASON, Chris (09)
 MATEO, Luis (13)
MATSUI, Kaz (05*)
 MATTIONI, Nick (03)
 MATTOX, David (03)
 MAZZONI, Cory (12-13)
 McCRRARY, Scott (98-00)
 McCREADY, Jim (93-96)
McDILL, Allen (95)
 McENTIRE, Ethan (99)
McEWING, Joe (02*)
 McGINLEY, Blake (04-05)
McHUGH, Collin (11-12)
McMICHAEL, Greg (99*)
 McNAB, Tim (05-07, 09)
 McNEAL, Aaron (01-02)
 MEDINA, Carlos (01)
 MEGGERS, Mike (99)
MEJIA, Jenny (09-10, 12, 13*)
MENDOZA, Carlos (97)
 MERRITT, Roy (09-11)
 MEYERS, Mike (04)
MILLEDGE, Lastings (05,07)
 MILLER, Pat (93)
 MILLER, Ryan (95,01)
 MONTANE, Ivan (01)
 MONTERO, Rafael (13)
MONTZ, Luke (10)
 MOORE, Brandon (10-12)
 MOORE, Michael (97)
 MORALES, Eric (98)
 MORALES, Ricardo (07)
 MORAS, Michael (10)
 MORENO, Juan (00)
 MORENO, Julio (01)
MORENO, Orber (03)
MORGAN, Kevin (95-97)
MULVEY, Kevin (06-07, 12)
MUNIZ, Carlos (07, 10)
 MUNO, Danny (13)
MURPHY, Daniel (08)
MURRAY, Dan (98)
MUSSER, Neal (03-04)

N

NALL, Brandon (06-07)
 NAVARRETE, Ray (06)
NAVARRO, Oswaldo (12)
 NEGRON, Miguel (07)
 NEBART, Garrett (98-99)
NICKEAS, Mike (06-10)
NIESE, Jon (08, 13*)
 NIESEN, Eric (09-11)
NIEUWENHUIS, Kirk (09-10)
NIEVE, Fernando (09)
NITKOWSKI, CJ (12)
NOVOA, Rafael (95)
 NYE, Rodney (01-03)

O

OCHOA, Pablo (00,02)
ORDONEZ, Rey (94)
 ORLOSKI, Joe (03)
OTERO, Ricky (93,94)
 OUGH, Wayne (04)
 OWEN, Dylan (08-11, 13)
OWENS, Henry (06)
 OZGA, Travis (11-12)



Jon Niese (2008)

P

PADILLA, Jorge (06)
PAGAN, Angel (04)
 PAGANO, Scott (96)
 PANIAGUA, Salvador (08-09)
PARNELL, Bobby (07-08)
 PARRA, Franklin (97)
PARRA, Jose (04)
 PAULK, Robert (06-08)
 PAXTON, Darrin (95)
PAYTON, Jay (94-96)
 PEAVEY, Greg (12-13)
PELFREY, Mike (06)
 PELLOT, Hector (10)
 PENA Francisco (12-13)
 PEREZ, Marcelo (07)
 PEREZ, Miguel (06)
PEREZ, Yorkis (97)
PERSON, Robert (94,95)
 PETERSEN, Josh (08-09)
 PETERSON, Matt (03-04)
PETIT, Yusmeiro (04-05)
PHILLIPS, Jason (99-01)
 PIERSON, Jason (96-97)
 PILL, Tyler (13)
 PINANGO, Miguel (06)
 POLANCO, Enohel (97-98)
 PONTES, Dan (98-99)
 PORTOBANCO, Luz (05-06)
 POWERS, Michael (11)
 PRESSLEY, Josh (03-04)
PRIDE, Curtis (92)
 PROCTOR, Dave (92)
 PUELLO, Cesar (13)
PULSIPHER, Bill (94,97)
 PUMPHREY, Ken (98,99)

Q

QUEZADA, Elvys (08)

R

RAGSDALE, Corey (05-07)
 RALEIGH, Matt (97-98)
 RAMIREZ, Edgar (09-12)
RAMIREZ, Elvin (10, 12)
RAMIREZ, Hector (95-96)
 RAMOS, Peeter (08)
 RANDOLPH, Jaisen (01)
 RATLIFF, Sean (10)
REDMAN, Prentice (02,04-05)
REED, Eric (08)
REED, Rick (99*)
 REICH, Andy (92-93)
REYES, AI (08*)
REYES, Jose A. (07)
REYES, Jose (02,04*, 11*)



Jose Reyes (2002, 2004*, 2011*)

REYES, Raul (10-12)
 REYNOLDS, Matt (13)
RIGGAN, Jerrod (00,05)
RIGGANS, Shawn (10)
RING, Royce (03-04)
 RIOS, Kevin (06)
 RIVERA, Luis (07)
RIVERA, Saul (02)
ROA, Joe (93-94)
ROACH, Jason (00-02)
 ROBERTS, Chris (94,96-97)
ROBERTS, Grant (99,02*)
ROERTSON, Connor (09)
 RODRIGUEZ, Armando (12-13)
 RODRIGUEZ, Jose (05)
RODRIGUEZ, Josh (12-13)
 RODRIGUEZ, Sammy (98-01)
ROGERS, Brian (08)
 ROGERS, Bryan (92-94)
 ROMAN, Orlando (04-06)
ROMERO, Niuman (11)
 ROOT, Derek (00)
ROQUE, Rafael (96-97)
 ROSARIO, Adrian (12-13)
RUEBEL, Matt (99)
 RUCKLE, Jacob (08-09)
RUNDLES, Rich (06)
RYAN, Dusty (11)

Bold - Played in Major Leagues

* - Played for B-Mets on rehab assignment

BINGHAMTON METS ALL-TIME ROSTER

S

SAENZ, Jason (01-03)
 SAGE, Brandon (11)
SALAZAR, Oscar (02)
SANCHEZ, Jesus (97)
 SANCHEZ, Jose (07-09)
SANCHEZ, Rey (03)
 SANCHEZ, Yuri (98-99)
 SANDERS, Tracy (94-95)
 SANDOVAL, Rylan (12)
 SANDY, Tim (93)
SANTOS, Omir (10)
SATIN, Josh (10-11)
SAUERBECK, Scott (96-97)
 SAUNDERS, Chris (94-97)
SAUNDERS, Doug (92,94)
 SAYLOR, Jamie (01)
 SCHORR, Brad (94-95)
SCHWINDEN, Chris (10-11)
 SCOBIE, Jason (03-04)
 SCOTT, Lorenzo (11)
 SEALE, Marvin (03)
SEDLACEK, Shawn (04)
 SEEFRIED, Tate (97)
SEIBEL, Phil (02-03)
SEO, Jae (01-02)
 SERFASS, Joe (07)
 SHAW, Scott (10)
 SHIPP, Brian (02-03)
 SHORT, Barry (97,99)
 SILCOX, Rusty (93)
 SIMMONS, Jeramy (07)
 SLACK, Jonathan (05-06)
 SMITH, Brandon (95)
 SMITH, Chuck (06)
 SMITH, John (95)
SMITH, Joseph (06)
 SMITH, Matt (08)
SNEAD, Esix (02)
SNYDER, Earl (01)
SOLER, Alay (06)
 SOLER, Ramon (02)
STANTON, Mike (03*)
 STEED, Ricky (98)
STEVENS, Jeff (12)
 STEWART, Caleb (07-09)
STEWART, Scott (98-99)
STIDHAM, Phil (95)
STINSON, Josh (10-11)



David Wright (2004)

STOFFELS, Alex (99)
STONER, Tobi (08-09,11)
STRANGE, Patrick (00-01)
 STRATTON, Rob (01)
 STRAYHORN, Kole (04-05)
 SWINDELL, Mike (07)
 SYNDERGAARD, Noah (13)

T

TAJERON, Travis (13)
TAM, Jeff (94-96)
 TAMARGO, Jr., John (99-01)
TEJADA, Ruben (09)
 TERHUNE, Mike (01)
 TEUFEL, Shawn (13)
THOLE, Josh (09)
THOMPSON, Ryan (95*)
 TJERINA, Tony (94-95)
TOCA, JORGE LUIS (99-00)
TOLAR, Kevin (97)
 TOMASIEWICZ, Kevin (07)
TOVAR, Wilfredo (12-13)
TRABER, Billy (01)
TRACHSEL, Steve (02*,05*)
 TRIPLETT, Russ (05)
 TURAY, Ahajji (06)
 TURGEON, Erik (10-12)
 TURNER, Brian (96)
TURNER, Justin (13*)
 TURRENTINE, Rich (96-99)
TYNER, Jason (99)

U

URDANETA, Lino (05-07)

V

VALDES, Raul (07)
VALDESPIN, Jordany (10-11)
VALERA, Yohanny (99)
 VASQUEZ, Julian (92)
 VASQUEZ, Leo (97-99)
 VAUGHN, Cory (13)
 VEZQUEZ, William (06)
 VEGA, Rene (01-02)
VELAZQUEZ, Gil (01-04)
 VENIARD, Jay (98)
VERAS, Quilvio (93)
 VERRETT, Logan (13)
VITKO, Joe (92,94)

W

WABICK, D.J. (09-10)
WAGNER, Billy (08*)
 WALKER, Adam (01-02)
WALKER, Pete (92-93)
WALKER, Tyler (99-01)
WALL, Donne (01*)
WALLACE, Derek (95)
 WALTERS, Jeff (13)
 WARDEN, Jim Ed (09)
WATSON, Matt (02-03,09)
 WATTS, Derran (05)
 WEGMANN, Tom (92)
WELCH, Mike (95-96)
WHEELER, Zack (12)

WHITE, Donnie (95-96)
 WHITE, Mike (92)
WIGGINGTON, Ty (00-01)
 WILSON, Andy (06)
 WILSON, John (02-03)
WILSON, Paul (95-96)
WILSON, Preston (97)
WILSON, Vance (97,04*)
 WIPF, Mark (95)
WITHEM, Shannon (96)
WOOTEN, Shawn (07)
WRIGHT, David (04)

Y

YARNALL, Ed (97-98)
YATES, Tyler (03)

Z

ZAMORA, Junior (99-00)
 ZAPATA, Pedro (12)
ZINTER, Alan (92-93)
 ZORRILLA, Julio (97-98)
 ZUNIGA, David (95)

Managers

BACKMAN, Wally (11)
DAVIS, Doug (99-00)
 FREILING, Howie (01-02)
GIBBONS, John (98)
LIND, Jack (05)
 LOPEZ, Pedro (12-13)
OBBERKFELL, Ken (04)
 OLIVERAS, Mako (07-09)
SAMUEL, Juan (06)
STEARNS, John (03)
SWEET, Rick (97)
SWISHER, Steve (92-93)
TAMARGO, John (94-96)
TEUFEL, Tim (10)

WEARING THE JERSEY

Over the last 22 seasons, 613 different players have worn a Binghamton Mets jersey. Of those players, 251 also played in the Major Leagues.

In the team's history, 120 B-Mets made their Big League debut with the New York Mets. Overall, 161 New York Mets have, at one time, played for the Binghamton Mets.

Just 53 players have donned a B-Mets uni and made their Major League debut for the New York Mets in the same season. See page 49 for a full list.

BINGHAMTON METS MANAGERS

Years	Manager	G	W-L	%	Years	Manager	G	W-L	%
1992-1993	Steve Swisher	278	147-131	.529	2004	Ken Oberkfell	142	76-66	.535
1994-1996	John Tamargo	425	225-200	.529	2005	Jack Lind	142	63-79	.444
1997	Rick Sweet	142	66-76	.465	2006	Juan Samuel	140	70-70	.500
1998	John Gibbons	142	82-60	.577	2007-2009	Mako Oliveras	424	188-236	.443
1999-2000	Doug Davis	282	136-146	.482	2010	Tim Teufel	142	66-76	.465
2001-2002	Howie Freiling	282	146-136	.518	2011	Wally Backman	141	65-76	.461
2003	John Stearns	141	63-78	.447	2012-2013	Pedro Lopez	283	154-129	.544

BINGHAMTON METS MOST VALUABLE PLAYERS

Year	Most Valuable Player	Year	Most Valuable Player	Year	Most Valuable Player
1992	Tim Howard	2000	Dan Held	2008	Mike Carp
1993	Butch Huskey	2001	Earl Snyder	2009	Josh Thole
1994	Edgardo Alfonzo	2002	Prentice Redman	2010	Kirk Nieuwenhuis
1995	Jay Payton	2003	Rodney Nye	2011	Brahiam Maldonado
1996	Chris Saunders	2004	Ron Acuna	2012	Eric Campbell
1997	Tate Seefried	2005	Mike Jacobs	2013	Allan Dykstra
1998	Scott Hunter	2006	Michel Abreu		
1999	Jason Tynen	2007	Mark Kiger		

BINGHAMTON'S BASEBALL SHRINE

Year	Inductee	Year	Inductee	Year	Inductee
1993	George F. Johnson William "Willie" Keeler Johnny Logan	2000	Spurgeon "Spud" Chandler Dr. Eddie Farrell Bobby Richardson	2007	Brook Fordyce Charles E. Keller III Cory Lidle
1995	Edward "Whitey" Ford William "Wild Bill" Hallahan Tommy Holmes Edwin "Eddie" Sawyer	2002	Bob Taylor, Sr. Clete Boyer Ralph Terry	2008	George McQuinn Edgardo Alfonzo Gene Bearden Daniel Maurice Casey
1996	Ronald Michael Luciano John Francis McNamara Steve Souchock	2003	Fred Norman Pete Suder John Montgomery Ward	2009	Joe Pepitone Dale Long Danny McDevitt Quilvio Veras
1997	Deron Johnson Steve Kraly Thurman Munson	2004	Johnny Blanchard Ken Harrelson Jerry Toman Frank Verdi	2011	John Fox Wally Burnette Harry G. "Judge" Lumley
1998	John Johnson Lee Thomas Bill Virdon James E. Whitney	2005	Rob Gardner Bob Grim Jake Pitler	2012	Gene Monahan Curtis Pride Bill "Moose" Skowron
1999	Al Downing John "Bud" Fowler Victor J. Roschi Steve Swisher	2006	Bert Campaneris Vernon "Lefty" Gomez Bobby J. Jones W.B. "King Bill" Kay	2013	Willard Hershberger Tom Tresh Pete Van Wieren

YEAR-BY-YEAR RECORD

Year	W-L	Home	Away	Finish	GB/A	Postseason	Manager
1992	79-59	41-30	38-29	2	-1.0	SF: HAR (3-1) / EL: CAN (3-2)	Steve Swisher
1993	68-72	35-35	33-37	5	-27.0		Steve Swisher
1994	82-59	42-29	40-30	1 - North	+4.5	ND: NH (3-0) / EL: HAR (3-2)	John Tamargo
1995	67-75	34-37	33-38	4 - North	-19.0		John Tamargo
1996	76-66	41-30	35-36	2 - North	-7.5	ND: Portland (2-3)	John Tamargo
1997	66-76	30-41	36-35	4 - North	-13.0		Rick Sweet
1998	82-60	46-25	36-35	2 - North	-1.0	ND: New Britain (1-3)	John Gibbons
1999	54-88	28-43	26-45	6 - North	-38.0		Doug Davis
2000	82-58	46-25	36-33	1 - North	+1.0	ND: New Britain (1-3)	Doug Davis
2001	73-68	38-32	35-36	4 - North	-13.5		Howie Freiling
2002	73-68	42-28	31-40	3 - North	-3.5		Howie Freiling
2003	63-78	40-31	23-47	5 - North	-15.5		John Stearns
2004	76-66	38-33	38-33	2 - North	-8.5	ND: New Hampshire (1-3)	Ken Oberkfell
2005	63-79	38-35	25-44	6 - North	-13.0		Jack Lind
2006	70-70	40-29	30-41	3 - North	-9.0		Juan Samuel
2007	61-81	30-44	31-37	6 - North	-22.0		Mako Oliveras
2008	73-69	33-38	40-31	3 - Northern	-14.0		Mako Oliveras
2009	54-86	27-43	27-43	6 - Northern	-28.0		Mako Oliveras
2010	66-76	34-37	32-39	5 - Eastern	-17.0		Tim Teufel
2011	65-76	32-38	33-38	5 - Eastern	-11.5		Wally Backman
2012	68-74	33-37	35-37	5 - Eastern	-11.0		Pedro Lopez
2013	86-55	44-28	42-27	1 - Eastern	+12.0	ED: Trenton (0-3)	Pedro Lopez
Totals	1547-1559	811-748	736-811				

Year	April	May	June	July	August	Sept	Postseason	DHs
1992	14-6	18-12	16-12	16-14	14-15	1-0	6-3	4-2-7
1993	5-13	10-17	20-12	13-15	17-12	3-3		5-3-2
1994	14-5	17-11	15-15	18-13	16-12	2-3	6-1	1-1-3
1995	9-11	17-10	15-13	12-21	12-18	2-2		0-3-3
1996	11-9	13-15	19-10	13-19	18-13	2-0	2-3	3-0-6
1997	12-12	11-17	14-14	14-17	15-15	0-1		4-2-2
1998	9-8	15-13	16-15	20-9	18-12	4-3	1-3	0-0-3
1999	11-10	9-20	13-15	10-19	9-20	2-4		1-0-2
2000	12-6	14-14	18-15	13-12	24-8	1-3	1-3	5-2-4
2001	12-8	15-15	15-12	12-18	15-15	4-0		2-0-5
2002	14-8	13-15	10-20	18-10	17-14	1-1		3-5-3
2003	13-9	11-19	10-18	17-14	12-18	0-0		5-1-5
2004	12-9	20-9	14-15	14-12	16-15	0-6	1-3	4-0-4
2005	12-11	14-11	12-15	6-22	16-18	3-2		1-3-5
2006	12-11	9-21	14-12	22-5	11-19	2-2		2-4-3
2007	5-12	19-14	9-19	12-17	15-16	1-3		0-3-6
2008	10-16	18-11	18-9	13-18	14-14	0-1		2-0-4
2009	10-8	11-18	8-21	11-17	11-18	3-4		1-2-3
2010	12-9	12-17	17-11	12-18	11-16	2-5		2-1-3
2011	7-12	9-21	12-17	16-15	20-7	1-4		1-2-5
2012	12-11	13-15	11-17	16-13	15-16	1-2		2-1-3
2013	14-12	17-13	20-5	16-13	18-11	1-1	0-3	2-0-5
Totals	242-216	305-328	316-312	314-331	334-322	36-50	17-19	50-34-87

YEAR-BY-YEAR ATTENDANCE

Year	Total	Gates	Average	Season High
1992*	278,492	67	4,157	6,255 - 9/12 v Canton-Akron Indians
1993	225,467	65	3,469	6,282 - 4/8 v Reading Phillies
1994*	230,665	73	3,160	6,455 - 6/10 v New Britain Red Sox
1995	200,077	69	2,900	6,847 - 7/3 v Bowie Baysox
1996*	206,589	69	2,994	6,528 - 7/3 v Portland Sea Dogs
1997	200,513	68	2,949	6,641 - 7/3 v Akron Aeros
1998*	221,423	70	3,163	6,605 - 7/3 v Bowie Baysox
1999	203,674	69	2,952	6,068 - 7/19 v Portland Sea Dogs
2000*	187,692	64	2,933	6,387 - 8/10 v New Haven Ravens
2001	197,113	68	2,899	6,362 - 7/16 v Norwich Navigators
2002	214,289	66	3,247	6,953 - 7/15 v Altoona Curve
2003	211,533	66	3,205	6,261 - 8/31 v Trenton Thunder
2004*	218,535	68	3,214	6,712 - 6/9 v Norwich Navigators
2005	222,243	69	3,221	6,307 - 7/4 v New Hampshire Fisher Cats
2006	215,336	67	3,214	7,198 - 8/31 v Portland Sea Dogs
2007	230,078	66	3,486	6,327 - 6/1 v Erie SeaWolves
2008	220,638	69	3,198	7,412 - 7/17 v Connecticut Defenders
2009	210,526	67	3,142	5,862 - 5/24 v New Britain Rock Cats
2010	203,823	66	3,088	5,740 - 7/4 v Portland Sea Dogs
2011	209,044	66	3,167	6,033 - 8/26 v Altoona Curve
2012	196,929	66	2,984	6,481 - 7/3 v Altoona Curve
2013*	189,453	67	2,828	5,822 - 7/28 v Trenton Thunder
	4,694,132	1,485	3,161	

Bold - Franchise single-season record

* - Includes postseason

SINGLE GAME ATTENDANCE RECORDS

	Attendance	Date	Opponent
1.	7,412	7/17/08	Connecticut Defenders
2.	7,198	8/31/06	Portland Sea Dogs
3.	6,953	7/15/02	Altoona Curve
4.	6,847	7/3/95	Bowie Baysox
5.	6,712	6/9/04	Norwich Navigators
6.	6,641	7/3/97	Akron Aeros
7.	6,637	7/4/03	Norwich Navigators
8.	6,629	7/4/02	Trenton Thunder
9.	6,621	8/31/95	Hardware City Rock Cats
10.	6,605	7/3/98	Bowie Baysox
11.	6,556	8/31/04	Portland Sea Dogs
12.	6,542	7/11/94	'94 Eastern League All-Star Game
13.	6,528	7/3/96	Portland Sea Dogs
14.	6,481	7/3/12	Altoona Curve
15.	6,455	7/1/94	Bowie Baysox
16.	6,452	5/21/04	New Hampshire Fisher Cats
17.	6,387	7/10/00	New Haven Ravens
18.	6,365	7/3/00	Trenton Thunder
19.	6,362	7/16/01	Norwich Navigators
20.	6,349	9/1/95	New Haven Ravens

TEAM BATTING TOTALS BY YEAR

Year	Avg	G	PA	AB	R	H	2B	3B	HR	TB	RBI	BB
1992	.245	139	5076	4501	565	1103	191	36	77	1597	492	461
1993	.253	140	5252	4573	634	1159	206	45	101	1758	582	541
1994	.277	141	5461	4856	695	1344	274	37	95	1977	640	471
1995	.256	142	5466	4803	638	1231	247	35	74	1770	568	488
1996	.253	142	5329	4582	662	1160	204	27	103	1727	597	572
1997	.257	142	5278	4662	654	1197	223	18	182	2002	608	464
1998	.264	142	5343	4691	660	1239	221	36	96	1820	598	485
1999	.254	142	5402	4789	635	1218	224	33	113	1847	582	470
2000	.265	140	5030	4498	650	1191	239	30	106	1808	592	389
2001	.255	141	5238	4688	618	1196	252	20	143	1917	572	427
2002	.262	141	5307	4642	647	1217	239	35	99	1823	586	485
2003	.280	141	5215	4621	637	1292	281	22	102	1923	591	412
2004	.271	142	5468	4790	696	1300	296	40	89	1943	640	517
2005	.270	142	5416	4789	655	1291	269	36	133	2031	610	433
2006	.247	140	5200	4612	558	1138	224	23	102	1714	516	427
2007	.252	142	5352	4739	618	1196	212	19	103	1755	564	448
2008	.266	142	5332	4729	619	1258	245	25	106	1871	569	448
2009	.268	140	5306	4657	550	1250	248	23	64	1736	513	485
2010	.268	142	5420	4805	718	1288	312	19	150	2088	668	470
2011	.262	141	5271	4646	646	1217	251	34	134	1938	609	455
2012	.261	142	5296	4652	619	1216	230	42	90	1800	563	502
2013	.253	141	5245	4545	668	1152	239	25	115	1786	604	542

Year	IBB	SO	SB	CS	OBP	SLG	OPS	SF	SH	HBP	DP	CI	E
1992	21	920	87	63	.318	.355	.672	36	44	34	68	0	162
1993	23	914	120	62	.335	.384	.719	45	50	42	83	1	170
1994	23	805	103	77	.340	.407	.747	55	54	25	94	0	158
1995	30	864	103	58	.330	.369	.698	55	56	64	87	0	117
1996	38	867	109	66	.340	.377	.717	47	75	52	97	1	133
1997	29	1097	139	71	.329	.429	.758	36	59	56	89	1	189
1998	24	980	148	75	.337	.388	.725	50	53	59	94	5	145
1999	17	1130	168	75	.326	.386	.712	35	52	55	111	1	190
2000	15	1021	133	73	.330	.402	.732	34	45	64	93	0	155
2001	23	1193	106	72	.323	.409	.732	24	40	57	96	2	159
2002	22	968	215	93	.338	.393	.731	45	65	70	84	0	133
2003	15	1010	115	77	.342	.416	.758	54	75	53	83	0	151
2004	18	1135	193	74	.348	.406	.754	37	56	68	69	0	137
2005	27	1126	107	57	.335	.424	.760	38	95	61	75	0	169
2006	25	1174	92	48	.320	.372	.691	29	51	81	91	0	139
2007	28	1070	95	54	.323	.370	.694	40	57	67	115	1	162
2008	25	961	109	44	.333	.396	.729	45	60	50	110	0	132
2009	19	992	93	48	.342	.373	.715	41	62	58	133	3	105
2010	11	1104	48	38	.339	.435	.773	41	40	64	107	0	120
2011	12	1168	100	45	.334	.417	.751	41	58	71	89	0	162
2012	6	1048	91	55	.338	.387	.725	38	46	57	131	1	119
2013	11	1161	132	51	.340	.424	.769	45	33	79	102	1	109

Bold - Franchise single-season record

TEAM PITCHING TOTALS BY YEAR

Year	W	L	ERA	G	CG	SH	SV	IP	H	R	ER	HR	HBP
1992	79	59	3.12	139	22	17	38	1196.0	1103	488	414	62	48
1993	68	72	4.08	140	12	12	34	1201.2	1295	630	545	98	53
1994	82	59	3.58	141	16	9	40	1261.1	1188	593	502	97	60
1995	67	75	3.91	142	15	10	28	1259.1	1162	625	547	103	52
1996	76	66	4.05	142	17	8	40	1224.2	1268	626	551	123	40
1997	66	76	4.51	142	11	8	28	1227.2	1258	732	615	136	37
1998	82	60	3.34	142	8	13	43	1248.0	1151	553	463	106	31
1999	54	88	4.58	142	1	8	29	1255.2	1297	767	639	125	82
2000	82	58	3.95	140	6	12	49	1184.0	1140	609	519	86	58
2001	73	68	4.23	141	4	9	40	1231.2	1328	667	579	114	63
2002	73	68	4.08	141	4	7	39	1225.2	1176	635	555	96	63
2003	63	78	4.44	141	3	13	32	1194.2	1207	696	590	88	80
2004	76	66	4.21	142	1	2	42	1236.2	1149	658	579	113	79
2005	63	79	4.40	142	6	8	26	1238.0	1298	717	605	134	70
2006	70	70	3.61	140	6	12	38	1227.2	1155	561	492	95	71
2007	61	81	4.49	142	4	7	32	1241.1	1364	713	619	97	66
2008	73	69	4.17	142	3	13	41	1242.0	1273	642	575	121	43
2009	54	86	4.99	140	2	6	33	1203.2	1321	740	667	108	64
2010	66	76	4.99	142	4	8	31	1230.2	1282	753	682	122	90
2011	65	76	4.47	141	1	0	38	1209.1	1272	693	600	114	81
2012	68	74	4.13	142	7	8	27	1227.2	1239	630	564	114	56
2013	86	55	3.53	141	3	13	44	1225.1	1136	560	481	93	49

Year	BB	IBB	SO	BK	WP	WHIP	Avg	TBF	H/9	HR/9	BB/9	K/9	K/BB
1992	364	6	802	7	31	1.23	.246	4956	8.3	0.5	2.7	6.0	2.20
1993	387	6	717	11	52	1.40	.278	5172	9.7	0.7	2.9	5.4	1.85
1994	497	28	943	14	62	1.34	.252	5372	8.5	0.7	3.5	6.7	1.90
1995	487	33	897	21	57	1.31	.247	5334	8.3	0.7	3.5	6.4	1.84
1996	412	30	851	14	44	1.37	.271	5223	9.3	0.9	3.0	6.3	2.07
1997	553	16	983	11	62	1.48	.267	5392	9.2	1.0	4.1	7.2	1.78
1998	468	28	1142	11	54	1.30	.246	5264	8.3	0.8	3.4	8.2	2.44
1999	557	9	939	10	48	1.48	.266	5595	9.3	0.9	4.0	6.7	1.69
2000	487	5	957	10	57	1.37	.254	5125	8.7	0.7	3.7	7.3	1.97
2001	451	28	959	8	70	1.44	.277	5399	9.7	0.8	3.3	7.0	2.13
2002	505	23	983	4	61	1.37	.256	5248	8.6	0.7	3.7	7.2	1.95
2003	573	22	936	11	78	1.49	.266	5291	9.1	0.7	4.3	7.1	1.63
2004	534	4	1007	11	74	1.36	.247	5357	8.4	0.8	3.9	7.3	1.89
2005	465	28	1083	6	71	1.42	.268	5451	9.4	1.0	3.4	7.9	2.33
2006	404	20	977	9	47	1.27	.249	5211	8.5	0.7	3.0	7.2	2.42
2007	447	27	911	6	72	1.46	.278	5502	9.9	0.7	3.2	6.6	2.04
2008	471	26	901	1	65	1.40	.266	5380	9.2	0.9	3.4	6.5	1.91
2009	493	17	908	12	58	1.51	.283	5346	9.9	0.8	3.7	6.8	1.84
2010	542	21	970	6	83	1.48	.270	5482	9.4	0.9	4.0	7.1	1.79
2011	484	16	997	17	103	1.45	.268	5387	9.5	0.8	3.6	7.4	2.06
2012	428	11	994	8	101	1.36	.264	5275	9.1	0.8	3.1	7.3	2.32
2013	419	13	1185	11	63	1.27	.247	5135	8.3	0.7	3.1	8.7	2.83

B-METS YEARLY BATTING LEADERS

Year	Average*	Games	PA	At Bats	Hits	Runs
1992	Katzaroff, .282	Butterfield, 138	Butterfield, 558	Howard, 505	Howard, 138	Howard, 68
1993	Veras, .306	Huskey, 139	Huskey, 584	Huskey, 526	Veras, 136	Veras, 87
1994	Barry, .304	C. Saunders, 132	Otero, 592	Otero, 531	Otero, 156	Otero, 96
1995	Payton, .345	Daubach, 135	Hardtke, 536	Daubach, 469	Hardtke, 130	Hardtke, 65
1996	C. Saunders, .298	C. Saunders, 141	C. Saunders, 604	C. Saunders, 510	C. Saunders, 152	C. Saunders, 82
1997	Seefried, .313	Raleigh, 122	Raleigh, 479	Raleigh, 398	Seefried, 105	Raleigh, 71
1998	Hunter, .314	Hunter/Long, 130	Hunter, 550	Hunter, 487	Hunter, 153	Hunter, 80
1999	Tyner, .313	Gainey, 137	Tyner, 590	Tyner, 518	Tyner, 162	Tyner, 91
2000	Held, .312	Escobar/Wiggington, 122	Escobar, 506	Wiggington, 453	Wiggington, 129	Escobar, 79
2001	Curry, .290	Stratton, 133	Stratton, 546	Stratton, 483	Stratton, 120	Stratton, 70
2002	McNeal, .299	Redman, 135	Redman, 570	Redman, 491	Redman, 139	Redman, 79
2003	Jacobs, .329	Nye, 138	Nye, 546	Acuna/Nye, 474	Nye, 148	Nye, 77
2004	Acuna/Pressley, .300	Acuna, 129	Lydon, 572	Lydon, 507	Acuna, 150	Lydon, 78
2005	Jacobs, .321	Baldaris, 131	Lydon, 560	Baldaris, 495	Jacobs, 139	Lydon, 70
2006	Abreu, .332	Padilla/Ragsdale, 129	Padilla, 534	Padilla, 482	Padilla, 142	Padilla, 65
2007	Kiger, .312	Harper, 131	Harper, 517	Harper, 476	Harper, 141	Kiger, 75
2008	Murphy, .308	Coronado, 139	Coronado, 570	Coronado, 507	Carp, 143	Carp, 67
2009	Thole, .328	Tejada, 134	Tejada, 553	Garcia, 491	Tejada, 141	Garcia, 66
2010	Evans, .294	Coronado, 122	Coronado, 469	Coronado, 414	Nieuwenhuis, 114	Nieuwenhuis, 81
2011	Satin, .325	Maldonado, 131	Maldonado, 530	Maldonado, 477	Valdespin, 120	Maldonado, 64
2012	Campbell, .297	Lagares, 130	Lagares, 548	Lagares, 499	Lagares, 141	Lagares, 69
2013	Dykstra, .274	Tovar, 133	Muno, 561	Muno, 449	Rodriguez, 120	Muno, 86

Year	Total Bases	Doubles	Triples	Home Runs	Extra-Base	RBI
1992	Hunter, 191	Fordyce, 30	Howard, 9	Zinter, 16	Fordyce, 41	Howard, 77
1993	Huskey, 232	Zinter, 24	Otero, 10	Huskey, 25	Zinter, 52	Huskey, 98
1994	Alfonzo, 229	Alfonzo, 34	Otero, 9	Alfonzo, 15	Alfonzo, 51	Alfonzo, 75
1995	Hardtke, 192	Hardtke, 42	Barry/Davis, 6	Payton, 14	Hardtke, 50	Daubach, 72
1996	C. Saunders, 236	C. Saunders, 27	Maness, 7	Daubach, 22	Daubach, 47	C. Saunders, 105
1997	Hunter, 226	Wilson, 17	Polanco, 4	Raleigh, 37	Raleigh, 52	Seefried, 79
1998	Seefried, 209	Hunter, 25	Long, 10	Long, 16	Long, 46	Hunter, 65
1999	Gainey, 234	Gainey, 28	Gainey, 6	Gainey, 25	Gainey, 59	Gainey, 78
2000	Wiggington, 222	Wiggington, 27	Escobar, 7	Wiggington, 20	Wiggington, 50	Wiggington, 77
2001	Stratton, 239	Snyder, 35	Curry/LeBron, 4	Stratton, 29	Stratton, 60	Stratton, 83
2002	Redman, 211	Redman, 35	Reyes, 6	McNeal, 19	Redman, 48	McNeal, 69
2003	Nye, 229	Nye, 41	Duncan/Nye, 5	Brazell/Jacobs, 17	Nye, 56	Jacobs, 81
2004	Acuna, 188	Pressley, 30	Pagan, 8	Redman, 13	Redman, 43	Lambin, 65
2005	Jacobs, 255	Jacobs, 37	Lydon, 13	Jacobs, 25	Jacobs, 64	Jacobs, 93
2006	Abreu, 210	Abreu/Padilla, 26	Gomez, 8	Caligiuri, 18	Abreu, 44	Abreu, 70
2007	Harper, 204	Kiger, 27	Kiger, 4	Harper, 24	Harper, 49	Harper, 88
2008	Carp, 225	Carp/Stewart, 29	Evans, 7	Carp, 17	Carp, 47	Carp, 72
2009	Tejada, 186	Wabick, 31	Garcia, 4	Davis, 13	Duda, 39	Wabick, 55
2010	Nieuwenhuis, 201	Nieuwenhuis, 35	Maldonado/Hernandez, 4	Evans/Lutz, 17	Nieuwenhuis, 53	Nieuwenhuis, 60
2011	Maldonado, 216	Satin, 35	Maldonado, 5	Maldonado, 28	Maldonado, 49	Dykstra, 77
2012	Lagares, 194	Lagares, 29	Lagares/Zapata, 6	Havens, 10	Lagares, 39	Marte, 58
2013	Dykstra, 187	Rodriguez, 30	Ceciliani, 6	Dykstra, 21	Dykstra, 43	Dykstra, 82

Bold - Franchise single-season record

* - Minimum 384 plate appearances

B-METS YEARLY BATTING LEADERS

Year	On-Base*	Slugging*	OPS*	Strikeouts	Walks	IBB
1992	Katzaroff, .345	Fordyce, .426	Fordyce, .763	Butterfield, 126	Zinter, 70	Butterfield, 8
1993	Veras, .430	Zinter, .502	Zinter, .724	Zinter, 105	Veras, 91	Zinter, 7
1994	Alfonzo, .369	Barry, .451	Alfonzo, .829	C. Saunders, 96	Alfonzo, 64	Alfonzo, 6
1995	Payton, .395	Payton, .535	Payton, .930	Daubach, 104	Hardtke, 66	Barry, 6
1996	Daubach, .403	Daubach, .507	Daubach, .910	Daubach, 103	Daubach, 74	Daubach, 9
1997	Seefried, .405	Seefried, .621	Seefried, 1.025	Raleigh, 169	Raleigh, 79	Seefried, 10
1998	Long, .380	Long, .490	Long, .871	Long, 105	Long, 62	Long, 6
1999	Tyner, .387	Gainey, .466	Gainey, .765	Gainey, 184	Tyner, 62	Sanchez/Toca, 3
2000	Held, .382	Wiggington, .490	Escobar, .863	Gainey, 132	Escobar, 57	Escobar, 5
2001	Snyder, .374	Snyder, .526	Snyder, .900	Stratton, 201	Snyder, 58	Stratton, 6
2002	McNeal, .375	McNeal, .506	McNeal, .881	Redman, 112	Redman, 59	Watson, 4
2003	Nye, .387	Jacobs, .548	Jacobs, .923	Seale, 102	Nye, 58	Brazell, 4
2004	Pressley, .383	Pressley, .415	Pressley, .797	Lydon, 119	Lydon, 49	Huber, 5
2005	Jacobs, .376	Jacobs, .589	Jacobs, .965	Lydon, 101	Lydon, 46	Jacobs, 6
2006	Abreu, .404	Abreu, .530	Abreu, .935	Ragsdale, 182	Caligiuri, 59	Abreu, 9
2007	Kiger, .432	Harper, .500	Kiger, .910	Harper, 119	Kiger, 75	Harper, 7
2008	Carp, .403	Murphy, .496	Carp, .874	Concepcion, 110	Carp, 79	Murphy, 7
2009	Thole, .395	Bowman, .458	Thole, .816	Garcia, 113	Duda, 61	Duda, 4
2010	Evans, .366	Evans, .527	Evans, .893	Nieuwenhuis, 93	Nickeas, 49	Four players, 2
2011	Satin, .423	Satin, .538	Satin, .962	Maldonado, 146	Dykstra, 69	Three players, 2
2012	Campbell, .391	Campbell, .439	Campbell, .830	Havens, 113	Havens/Campbell, 58	Dykstra, 2
2013	Dykstra, .436	Dykstra, .503	Dykstra, .938	Dykstra, 123	Dykstra, 102	Four players, 2

Year	SB	CS	HBP	Sac Flies	Sac Bunts	GDP
1992	Katzaroff, 24	Katzaroff, 18	Dellicari, 6	Howard, 9	Hunter, 10	Fordyce, 13
1993	Veras, 52	Veras, 19	Veras, 9	Huskey, 8	Otero, 7	Jacobs, 11
1994	Otero, 33	Otero, 16	Barry, 6	Barry, 8	D. Saunders, 6	C. Saunders, 12
1995	White, 25	Morgan, 9	Barry, 9	Barry/Hardtke, 9	Morgan, 7	Payton, 11
1996	Pagano, 26	Pagano, 16	Maness/Saunders, 8	C. Saunders, 11	Morgan, 10	Morgan, 15
1997	Hunter, 24	Mendoza, 12	Azuaje, 8	Four players, 4	Azuaje, 8	Azuaje, 13
1998	Hunter, 39	Hunter, 15	Neubart, 12	Hunter, 8	Sanchez, 11	Grifol, 12
1999	Tyner, 49	Tyner, 16	Darden/Neubart, 8	Bruce/Gainey, 5	Neubart/Tyner, 8	Zamora, 13
2000	Escobar, 24	Bruce/Dina, 10	Held, 17	Wiggington, 7	Dina, 9	Tamargo, 10
2001	Curry, 24	Curry, 16	LeBron, 9	Three players, 3	Tamargo, 7	McNeal, 13
2002	Snead, 66	Snead, 18	Nye, 13	McNeal, 6	Snead, 16	Shipp/Watson, 14
2003	Acuna/Duncan, 24	Acuna, 12	Huber/Jacobs, 7	Basak/Jacobs, 8	Basak/Duncan, 8	Acuna/Jacobs, 11
2004	Lydon, 65	Lydon, 20	Huber, 12	Pagan, 6	Lydon, 11	Pressley, 10
2005	Lydon, 42	Lydon, 14	Hietpas, 9	Jacobs/Redman, 6	Lydon, 19	Jacobs, 11
2006	Gomez, 41	Gomez/Ragsdale, 9	Gomez, 20	Caligiuri, 5	Batista, 8	Padilla, 15
2007	Kiger, 16	Negron, 8	Kiger, 11	Stewart, 6	Cruz/Sanchez, 7	Kiger, 14
2008	Concepcion, 24	Garcia, 9	Stewart, 7	Murphy, 7	Coronado, 12	Coronado, 15
2009	Garcia/Tejada, 19	Garcia, 10	Tejada, 11	Thole, 9	Tejada, 15	Coronado, 16
2010	Nieuwenhuis, 13	Nieuwenhuis, 7	Satin, 7	Nieuwenhuis/Hernandez, 5	Coronado, 6	Evans, 12
2011	Valdespin, 33	Valdespin, 14	Dykstra, 12	Maldonado, 6	Valdespin/Coronado, 7	Campbell, 13
2012	Lagares, 21	Lagares, 10	Three players, 6	Campbell/Lagares, 5	Cohoon, 5	Centeno, 21
2013	Ceciliani, 31	Muno, 11	Puello, 16	Rodriguez/Dykstra, 6	Muno, 6	Rodriguez, 12

B-METS YEARLY PITCHING LEADERS

Year	Games	Starts	Innings	Wins	Losses	Saves
1992	Langbehn, 52	Vitko, 26	Vitko, 165.2	Jones/Vitko, 12	Walker, 12	Vasquez, 17
1993	Rogers, 62	Dastillo, 26	Harriger, 170.2	Harriger, 13	Castillo, 11	Walker, 19
1994	McCready, 63	Pulsipher, 28	Pulsipher, 201.0	Pulsipher, 14	Pulsipher, 9	Beckerman, 19
1995	Knacker, 48	Edmondson/ Ludwick, 22	Ludwick, 143.1	Ludwick, 12	Ramirez, 12	Kancker, 11
1996	Fuller, 51	Lidle, 27	Lidle, 190.1	Lidle, 14	Lidle, 10	Welch, 27
1997	Turrentine, 61	Gooch, 27	Sanchez, 165.1	Sanchez, 13	Gooch, 12	Turrentine, 13
1998	Arroyo, 57	Gooch/Murray, 27	Murray, 164.1	Figueroa, 12	Gooch, 14	Guerra, 12
1999	Brittan, 54	Corey, 27	Corey, 155.0	Corey/Roberts, 7	Corey/Herbison, 13	Cammack, 15
2000	Brittan, 55	Ochoa, 26	Gonzalez, 147.2	Gonzalez, 13	Ochoa, 12	Riggan, 28
2001	Bell, 43	Maness, 26	Strange, 153.1	Strange, 11	Saenz, 15	Corey, 17
2002	Cammack/ Saenz, 36	Griffiths, 26	Griffiths, 152.2	Seibel, 10	Maness, 9	Rivera, 13
2003	Bevis/Lavigne, 40	Three players, 20	Cole, 113.2	Cole/Mattox, 8	Musser, 9	Lavigne, 11
2004	Lavigne, 40	Scobie, 24	Scobie, 147.0	Three players, 9	Diaz, 7	Bevis, 12
2005	McNab, 42	Chenard, 22	Roman, 110.0	Petit, 9	Portobanco, 12	Hammulack, 6
2006	Camacho, 53	Pinango, 27	Pinango, 152.0	Pinango, 10	Edwards, 8	Owens, 20
2007	Perez, 47	Sanchez, 27	Mulvey, 151.2	Mulvey, 11	Mulvey/Carvajal, 10	Muniz, 23
2008	Kunz, 44	Sanchez, 26	Sanchez, 152.2	Sanchez, 13	Brown, 9	Kunz, 27
2009	Merritt, 56	Owen, 23	Owen, 123.0	Antonini/Brown, 7	Brown, 14	Merritt, 14
2010	Merritt, 60	Antonini, 23	Antonini, 131.1	Stinson, 9	Antonini, 9	Merritt, 9
2011	Brooks, 53	Moore, 25	Moore, 133.0	Moore, 10	Caron, 11	Three players, 7
2012	Holt, 39	Peavey, 25	Cohoon, 146.2	Wheeler, 10	Germen, 12	Carson, 9
2013	Walters, 53	Goeddel, 25	Verrett, 146.0	Verrett, 12	Goeddel, 7	Walters, 38

Year	ERA*	Strikeouts	Walks	WHIP*	Opp. Avg.	Hits
1992	Jones, 1.88	Jones, 143	Vitko, 53	Jones, 1.02	Jones, .209	Vitko, 163
1993	Harriger, 2.95	Castillo, 118	Long, 58	Harriger, 1.25	Castillo, .261	Roa, 190
1994	Pulsipher, 3.22	Pulsipher, 171	Pulsipher, 89	Person, 1.21	Person, .219	Pulsipher, 179
1995	Wilson, 2.17	Ludwick, 131	Ludwick, 68	Wilson, 0.94	Wilson, .208	Edmondson, 150
1996	Lidle, 3.31	Lidle, 141	Carter, 54	Lidle, 1.23	Lidle, .259	Lidle, 186
1997	Sanchez, 4.30	Sanchez, 176	Gooch, 76	Sanchez, 1.25	Sanchez, .237	Gooch, 179
1998	Arteaga, 2.80	Murray, 159	Gooch, 60	Arteaga, 1.24	Murray, .249	Gooch, 164
1999	Pumphrey, 4.80	Corey, 111	Herbison, 81	Roberts, 1.40	Roberts, .267	Corey, 175
2000	Walker, 2.75	Gonzalez, 138	Ochoa, 75	Gonzalez, 1.12	Walker, .191	Ochoa, 171
2001	Roach, 3.26	Maness, 107	Saenz, 80	Roach, 1.35	Roach, .282	Strange, 171
2002	Griffiths, 3.89	Griffiths, 126	Maness, 72	Seibel, 1.31	Maness, .246	Griffiths, 157
2003	Mattox, 3.49	Bevis, 100	Cole, 59	Mattox, 1.26	Mattox, .246	Cole, 122
2004	Scobie, 2.82	Chenard, 122	Diaz, 70	Chenard, 1.21	Chenard, .221	Scobie, 137
2005	Petit, 2.91	Roman, 136	Roman, 58	Petit, 0.92	Petit, .209	Edwards, 124
2006	Collazo, 3.11	Pinango, 80	Pinango, 41	Collazo, 1.01	Collazo, .239	Pinango, 159
2007	Mulvey, 3.32	Mulvey, 110	Carvajal, 63	Mulvey, 1.24	Mulvey, .252	Mulvey/ Sanchez, 164
2008	Niese, 3.04	Sanchez, 118	Parnell, 57	Niese, 1.30	Niese, .253	Sanchez, 160
2009	Antonini, 5.32	Antonini, 86	Owen, 53	Antonini, 1.49	Antonini, .299	Owen, 152
2010	Antonini, 4.32	Antonini, 106	Kunz, 68	Antonini, 1.20	Antonini, .261	Antonini, 132
2011	Moore, 4.47	Moore, 105	Holt, 57	Moore, 1.49	Moore, .287	Moore, 156
2012	Wheeler, 3.26	Gorski, 118	Gorski, 50	Wheeler, 1.16	Wheeler, .225	Peavey, 169
2013	Cohoon, 3.99	Verrett, 132	Goeddel, 58	Verrett, 1.14	Verrett, .249	Cohoon, 146

Bold - Franchise single-season record

* - Minimum 113.2 innings pitched

B-METS YEARLY PITCHING LEADERS

Year	Runs	Earned Runs	Home Runs	Wild Pitches	Hit Batsmen	Balks
1992	Walker, 77	Vitko/Walker, 64	Vitko, 11	Vitko, 7	Vitko, 12	Wegmann/Walker, 2
1993	Castillo, 93	Castillo, 84	Castillo, 27	Harriger, 9	Castillo, 13	Knackert, 3
1994	Pulsipher, 90	Pulsipher, 72	Person/Pulsipher, 18	Roberts, 12	McCready, 9	Pulsipher, 5
1995	Edmondson, 82	Edmondson, 71	Edmondson, 17	Edmondson, 7	Edmondson, 6	Ramirez, 5
1996	Lidle, 78	Lidle, 70	Guerra, 23	Lidle, 14	Carter/Ramirez, 6	Tam, 4
1997	Gooch, 106	Gooch, 91	Sanchez, 25	Turrentine, 17	Roberts, 8	Fesh/Sanchez, 3
1998	Gooch, 92	Gooch, 71	Figueroa, 19	Gooch, 14	Murray, 8	Stewart, 4
1999	Herbison, 115	Herbison, 97	Herbison, 20	Roberts, 8	Pumphrey, 15	Walker, 3
2000	Ochoa, 94	Ochoa, 85	Gonzalez, 14	Walker, 9	Gonzalez, 11	Brea/Cota, 2
2001	Saenz, 97	Saenz, 90	Strange, 18	Saenz, 16	Strange, 12	Three players, 2
2002	Seible, 78	Three players, 66	Seible, 17	Saenz, 8	Griffiths, 11	Maness, 2
2003	Cole, 76	Cole, 61	Cole/Musser, 9	Sanez, 9	Cole, 11	Hee, 3
2004	Chenard, 66	Chenard, 61	Chenard, 17	Chenard, 15	Diaz/Chenard, 12	Four players, 2
2005	Roman, 75	Roman, 66	Roman, 18	Lindstrom, 11	Lopez/Roman, 9	Edwards, 2
2006	Pinango, 86	Pinango, 75	Pinango, 20	Roman, 9	Edwards, 11	Three players, 2
2007	Sanchez, 90	Aguilar, 77	Sanchez, 14	Mulvey, 12	Nall, 13	Paulk, 2
2008	Brown, 77	Brown, 69	Brown, 15	Parnell, 9	Brown, 8	Sanchez, 1
2009	Owen, 88	Owen, 81	Owen/Brown, 13	Brown, 8	Brown, 13	Niesen, 3
2010	Kunz, 73	Shaw, 68	Antonini, 17	Ramirez, 11	Kunz, 14	Cohoon, 3
2011	Carson, 88	Carson, 72	Stoner, 17	Holt, 18	Moore, 14	Brooks, 3
2012	Peavey, 91	Peavey, 81	Gorski, 20	Gorski, 13	Wheeler, 11	Cohoon/Mazzoni, 2
2013	Verrett/Goeddel, 72	Verrett, 89	Verrett, 21	Goeddel, 10	Cohoon, 8	Montero/Mateo, 2

Year	CG	Shutouts	HR/9IP*	K/9IP*	BB/9IP	K/BB*
1992	Walker/Jones, 4	Jones, 4	Jones, 0.3	Jones, 8.1	Johnstone, 2.2	Johnstone, 3.36
1993	Harriger/Long, 4	Harriger, 3	Harriger, 0.4	Castillo, 6.4	Roa, 1.3	Roa, 3.04
1994	Pulsipher, 5	Person/Roberts, 2	Roberts, 0.6	Pulsipher, 7.7	Person, 3.8	Pulsipher, 1.92
1995	Wilson, 4	Ludwick, 2	Wilson, 0.4	Wilson, 9.5	Wilson, 1.8	Wilson, 5.29
1996	Lidle, 6	Four players, 1	Lidle, 0.6	Lidle, 6.7	Guerra, 2.2	Lidle, 2.88
1997	Gooch, 4	Gooch, 1	Gooch, 0.7	Sanchez, 9.6	Sanchez, 3.3	Sanchez, 2.89
1998	Figueroa, 3	Figueroa, 2	Arteaga, 0.6	Murray, 8.7	Arteaga, 1.9	Arteaga, 3.88
1999	Herbison, 1	None	Roberts, 0.6	Three players, 6.4	Gooch, 3.4	Roberts, 1.92
2000	Gonzalez/Arteaga, 2	Four players, 1	Walker, 0.2	Gonzalez, 8.4	Arteaga, 2.0	Gonzalez, 3.83
2001	Three players, 1	None	Roach, 0.1	Maness, 6.7	Roach, 2.2	Roach, 2.50
2002	Griffiths/Seibel, 2	None	Griffiths, 0.7	Maness, 7.5	Seibel, 2.9	Griffiths, 2.33
2003	Keppel, 2	Keppel, 2	Mattox, 0.6	Mattox, 6.8	Mattox, 3.2	Mattox, 2.15
2004	Diaz, 1	None	Scobie, 0.7	Chenard, 8.9	Scobie, 3.0	Chenard, 2.54
2005	Petit, 2	Bannister/MacLane, 1	Edwards, 0.6	Roman, 10.2	Petit, 1.4	Petit, 7.22
2006	Pinango/Devaney, 2	Devaney, 2	Collazo, 0.5	Collazo, 6.0	Cplazo, 1.2	Collazo, 4.94
2007	Aguilar, 2	None	Mulvey, 0.2	Carvajal, 7.0	Mulvey, 2.6	Mulvey, 2.56
2008	Niese, 2	Niese, 1	Niese, 0.4	Niese, 8.1	Brown, 2.1	Brown, 2.76
2009	Niesen/Stoner, 1	Stoner, 1	Antonini, 0.7	Antonini, 6.7	Antonini, 2.7	Antonini, 2.53
2010	Four players, 1	Schwinden, Mejia, 1	Antonini, 1.2	Antonini, 7.3	Antonini, 1.8	Antonini, 4.08
2011	McHugh, 1	None	Moore, 0.8	Moore, 7.1	Moore, 2.8	Moore, 2.50
2012	Three players, 2	Three players, 1	Wheeler, 0.2	Wheeler, 9.1	Cohoon, 1.8	Germen, 2.94
2013	Cohoon, 2	None	Cohoon, 0.7	Goeddel, 8.4	Verrett, 1.9	Verrett, 4.26

POSTSEASON

1992 - Finish: 79-59; 2nd Eastern League

EASTERN LEAGUE SEMI-FINALS - HARRISBURG SENATORS - B-METS WIN SERIES (3-1)

Game One - September 2, 1992

	1	2	3	4	5	6	7	8	9	R	H	E
Harrisburg	0	0	0	0	0	0	1	0	0	1	5	2
Binghamton	1	0	1	0	4	2	0	0	x	8	10	2

W: Jose Martinez (1-0)

T: 2:16

A: 2,528

L: Mike Mathile (0-1)

B-Mets lead series (1-0)

Game Two - September 3, 1992

	1	2	3	4	5	6	7	8	9	R	H	E
Harrisburg	0	0	0	1	2	0	1	0	0	4	5	1
Binghamton	0	0	0	0	0	0	0	1	0	1	8	1

W: Tavo Alvarez (1-0)

T: 2:46

A: 2,217

L: John Johnstone (0-1)

S: Len Picota (1)

Series tied (1-1)

Game Three - September 4, 1992

	1	2	3	4	5	6	7	8	9	R	H	E
Binghamton	3	0	1	0	0	0	0	0	3	7	12	0
Harrisburg	0	0	2	0	0	2	0	1	0	5	7	3

W: Gregg Langbehn (1-0)

T: 2:50

A: 2,982

L: Len Picota (0-1)

S: Andy Reich (1)

B-Mets lead series (2-1)

Game Four - September 5, 1992

	1	2	3	4	5	6	7	8	9	10	11	12	13	14	R	H	E
Binghamton	3	0	0	0	0	0	0	0	0	0	0	0	0	1	4	7	2
Harrisburg	0	0	0	1	0	0	0	2	0	0	0	0	0	0	3	8	0

W: Tom Wegmann (1-0)

T: 3:27

A: 2,024

L: Chris Marchok (0-1)

B-Mets win series (3-1)

EASTERN LEAGUE CHAMPIONSHIP - CANTON-AKRON INDIANS - B-METS WIN SERIES (3-2)

Game One - September 7, 1992

	1	2	3	4	5	6	7	8	9	10	11	R	H	E
Binghamton	1	0	0	0	4	0	0	0	0	0	2	6	8	0
Canton-Akron	0	1	0	0	0	0	1	0	2	0	1	5	15	3

W: Tom Wegmann (1-0)

T: 3:30

A: 1,536

L: Mike Gardella (0-1)

S: Andy Reich (1)

B-Mets lead series (1-0)

Game Two - September 8, 1992

	1	2	3	4	5	6	7	8	9	R	H	E
Binghamton	0	0	0	0	0	1	0	0	0	1	3	2
Canton-Akron	0	0	0	1	0	0	1	0	x	2	5	0

W: Chad Ogea (1-0)

T: 2:07

A: 1,285

L: Jose Martinez (0-1)

Series tied (1-1)

POSTSEASON

Game Three - September 9, 1992

	1	2	3	4	5	6	7	8	9	R	H	E
Canton-Akron	1	4	0	1	0	0	0	0	0	6	13	1
Binghamton	0	0	0	0	0	0	0	1	2	3	6	1

W: Victor Garcia (1-0)

T: 3:02

A: 4,144

L: John Johnstone (0-1)

Indians lead series (2-1)

S: Mike Gardella (1)

Game Four - September 11, 1992

	1	2	3	4	5	6	7	8	9	R	H	E
Canton-Akron	0	0	0	0	0	0	1	1	0	2	3	3
Binghamton	2	1	0	0	4	0	0	0	x	7	9	1

W: Joe Vitko (1-0)

T: 2:41

A: 4,165

L: Alan Embree (0-1)

Series tied (2-2)

Game Five - September 12, 1992

	1	2	3	4	5	6	7	8	9	R	H	E
Canton-Akron	1	1	0	0	0	0	0	0	0	2	4	0
Binghamton	0	0	0	1	3	0	0	0	x	5	13	4

W: Bobby Jones (1-0)

T: 2:33

A: 6,255

L: Chad Ogea (1-1)

B-Mets win series (3-2)

S: Andy Reich (1)

1994 - Finish: 82-59; 1st North Division

NORTH DIVISION CHAMPIONSHIP - NEW HAVEN RAVENS - B-METS WIN SERIES (3-0)

Game One - September 6, 1994

	1	2	3	4	5	6	7	8	9	R	H	E
New Haven	0	0	0	0	0	0	1	0	0	1	4	0
Binghamton	0	0	0	0	0	0	0	2	x	2	8	0

W: Bill Pulsipher (1-0)

T: 2:23

A: 2,521

L: Mark Voisard (0-1)

B-Mets lead series (1-0)

Game Two - September 7, 1994

	1	2	3	4	5	6	7	8	9	R	H	E
New Haven	0	0	0	2	3	0	0	0	0	5	6	0
Binghamton	0	0	2	1	0	2	1	0	x	6	8	1

W: Jim McCready (1-0)

T: 2:31

A: 2,238

L: Jake Viano (0-1)

B-Mets lead series (2-0)

S: Bryan Rogers (1)

Game Three - September 8, 1994

	1	2	3	4	5	6	7	8	9	R	H	E
Binghamton	1	0	1	0	0	0	0	0	0	2	6	1
New Haven	0	0	0	0	0	1	0	0	0	1	5	0

W: Chris Roberts (1-0)

T: 2:22

A: 4,646

L: Lloyd Peever (0-1)

B-Mets win series (3-0)

S: Bryan Rogers (2)

POSTSEASON

EASTERN LEAGUE CHAMPIONSHIP - HARRISBURG SENATORS - B-METS WIN SERIES (3-1)

Game One - September 11, 1994

	1	2	3	4	5	6	7	8	9	R	H	E
Binghamton	0	0	1	0	0	2	0	0	1	4	9	1
Harrisburg	0	0	0	1	0	0	4	0	x	5	6	2

W: Bob Baxter (1-0)

T: 2:31

A: 2,330

L: Jeff Tam (0-1)

Senators lead series (1-0)

S: Curt Schmidt (1)

Game Two - September 12, 1994

	1	2	3	4	5	6	7	8	9	R	H	E
Binghamton	0	0	0	2	0	0	0	0	0	2	8	0
Harrisburg	0	0	0	0	0	0	0	0	0	0	0	0

W: Bill Pulsipher (1-0)

T: 2:20

A: 2,654

L: Mike Mimbs (0-1)

Series tied (1-1)

Game Three - September 13, 1994

	1	2	3	4	5	6	7	8	9	R	H	E
Harrisburg	2	0	0	0	1	1	0	0	0	4	5	2
Binghamton	0	0	0	0	2	0	0	0	3	5	12	1

W: Bryan Rogers (1-0)

T: 3:07

A: 3,047

L: Alberto Reyes (0-1)

B-Mets lead series (2-1)

Game Four - September 14, 1994

	1	2	3	4	5	6	7	8	9	R	H	E
Harrisburg	0	0	0	0	0	0	0	2	0	2	5	0
Binghamton	0	1	0	4	0	0	2	0	x	7	11	1

W: Chris Roberts (1-0)

T: 2:07

A: 5,259

L: Bob Baxter (1-1)

B-Mets win series (3-1)

1996 - Finish: 76-66; 2nd North Division

NORTH DIVISION CHAMPIONSHIP - PORTLAND SEA DOGS - B-METS LOSE SERIES (3-2)

Game One - September 3, 1996

	1	2	3	4	5	6	7	8	9	10	11	R	H	E
Binghamton	0	0	1	0	0	0	2	0	0	0	1	4	14	0
Portland	0	0	0	1	2	0	0	0	0	0	0	3	6	2

W: Hector Ramirez (1-0)

T: 3:36

A: 4,049

L: Bryan Ward (0-1)

B-Mets lead series (1-0)

Game Two - September 4, 1996

	1	2	3	4	5	6	7	8	9	R	H	E
Binghamton	0	0	2	0	0	0	0	0	0	2	6	0
Portland	2	0	0	0	0	0	0	1	x	3	8	0

W: Bryan Hernandez (1-0)

T: 2:36

A: 4,473

L: Livan Edmondson (0-1)

Series tied (1-1)

S: Rob Stanifer (1)

POSTSEASON

Game Three - September 5, 1996

	1	2	3	4	5	6	7	8	9	R	H	E
Portland	0	0	0	0	0	0	1	0	0	1	4	0
Binghamton	0	0	0	0	1	0	0	5	x	6	8	2

W: Chris Roberts (1-0)

T: 2:33

A: 1,773

L: Andy Larkin (0-1)

B-Mets lead series (2-1)

Game Four - September 6, 1996

	1	2	3	4	5	6	7	8	9	R	H	E
Portland	1	0	0	0	0	1	2	0	0	4	7	0
Binghamton	0	0	0	0	0	0	0	2	0	2	6	0

W: Will Cunnane (1-0)

T: 2:18

A: 2,355

L: Scott Sauerbeck (0-1)

Series tied (2-2)

S: Rob Stanifer (2)

Game Five - September 7, 1996

	1	2	3	4	5	6	7	8	9	R	H	E
Binghamton	1	0	0	1	1	0	0	0	0	3	8	1
Portland	3	2	0	2	0	0	0	0	X	7	8	0

W: Brian Meadows (1-0)

T: 2:51

A: 6,865

L: John Carter (0-1)

Sea Dogs win series (3-2)

1998 - Finish: 82-60; 2nd North Division

NORTH DIVISION CHAMPIONSHIP - NEW BRITAIN ROCK CATS - B-METS LOSE SERIES (3-1)

Game One - September 9, 1998

	1	2	3	4	5	6	7	8	9	R	H	E
Binghamton	0	2	0	0	0	6	0	0	0	8	11	0
New Britain	0	1	0	0	0	2	0	0	0	3	8	1

W: Ivan Arteaga (1-0)

T: 2:50

A: 1,542

L: Rob Radlosky (0-1)

B-Mets lead series (1-0)

Game Two - September 10, 1998

	1	2	3	4	5	6	7	8	9	R	H	E
Binghamton	0	1	0	0	0	0	0	0	1	2	8	1
New Britain	0	1	0	0	2	0	0	0	x	3	11	3

W: Mike Lincoln (1-0)

T: 2:45

A: 1,817

L: Dan Murray (0-1)

Series tied (1-1)

S: Brent Stentz (1)

Game Three - September 11, 1998

	1	2	3	4	5	6	7	8	9	R	H	E
New Britain	1	0	0	0	0	3	0	0	0	4	7	0
Binghamton	0	0	0	1	0	0	0	2	0	3	8	1

W: Jason Bell (1-0)

T: 3:06

A: 3,292

L: Scott Stewart (0-1)

Rock Cats lead series (2-1)

S: Brent Stentz (2)

POSTSEASON

Game Four - September 12, 1998

	1	2	3	4	5	6	7	8	9	R	H	E
New Britain	3	1	2	0	0	0	0	0	0	6	10	1
Binghamton	0	0	0	1	0	0	0	0	1	2	4	4

W: Joe Mays (1-0)

T: 2:34

A: 1,940

L: Arnold Gooch (0-1)

Rock Cats win series (3-1)

2000 - Finish: 82-58; 1st North Division

NORTH DIVISION CHAMPIONSHIP - NEW HAVEN RAVENS - B-METS LOSE SERIES (3-1)

Game One - September 6, 2000

	1	2	3	4	5	6	7	8	9	R	H	E
New Haven	0	0	0	3	0	1	0	0	0	4	11	2
Binghamton	0	0	2	0	0	1	2	0	x	5	7	1

W: Juan Cerros (1-0)

T: 2:59

A: 1,345

L: Damasco Marte (0-1)

B-Mets lead series (1-0)

S: Jerrod Riggan (1)

Game Two - September 7, 2000

	1	2	3	4	5	6	7	8	9	R	H	E
New Haven	3	0	3	0	0	2	0	0	0	8	14	1
Binghamton	0	0	0	1	0	0	0	0	0	1	6	1

W: Allen Westfall (1-0)

T: 2:38

A: 1,652

L: Pat Strange (0-1)

Series tied (1-1)

Game Three - September 8, 2000

	1	2	3	4	5	6	7	8	9	R	H	E
Binghamton	0	2	1	0	0	0	0	0	0	3	8	2
New Haven	0	3	0	0	0	0	0	2	x	5	9	0

W: Greg Wooten (1-0)

T: 2:32

A: 3,509

L: Corey Brittan (0-1)

Ravens lead series (2-1)

Game Four - September 9, 2000

	1	2	3	4	5	6	7	8	9	R	H	E
Binghamton	0	0	1	0	0	0	0	0	0	1	4	0
New Haven	0	0	0	1	1	1	1	1	x	5	7	1

W: Brian Fuentes (1-0)

T: 2:37

A: 2,529

L: Jesus Martinez (0-1)

Ravens win series (3-1)

S: Jason Turman (1)

HITTING FOR THE CYCLE

Over the last 22 years, the B-Mets have played 3,142 games and seen 613 different players wear the uniform. However, only one player, Josh Satin, has hit for the cycle in a game. Satin performed the feat on the road against the Bowie Baysox on June 24, 2011. He launched a solo home run in the first inning, reached on an infield single to short in the third, doubled to center field in the fifth, and legged out a triple to left to complete the historic night in the seventh. His three-bagger was just the fifth of his career.

POSTSEASON

2004 - Finish: 76-66; 2nd North Division

NORTH DIVISION CHAMPIONSHIP - NEW HAMPSHIRE FISHER CATS - B-METS LOSE SERIES (3-1)

Game One - September 8, 2004

	1	2	3	4	5	6	7	8	9	R	H	E
Binghamton	0	0	0	0	0	0	0	0	0	0	1	1
New Hampshire	0	0	0	0	0	0	2	0	x	2	6	1

W: Gustavo Chacin (1-0)

T: 2:29

A: 2,294

L: Tim Lavigne (0-1)

Fisher Cats lead series (1-0)

S: Jordan DeJong (1)

Game Two - September 9, 2004

	1	2	3	4	5	6	7	8	9	R	H	E
Binghamton	0	0	1	1	0	0	2	0	0	4	7	2
New Hampshire	3	0	0	1	4	2	0	0	x	10	14	1

W: Brandon League (1-0)

T: 2:48

A: 2,323

L: Jason Scobie (0-1)

Fisher Cats lead series (2-0)

Game Three - September 10, 2004

	1	2	3	4	5	6	7	8	9	10	R	H	E
New Hampshire	0	0	0	0	0	0	0	0	0	0	0	6	2
Binghamton	0	0	0	0	0	0	0	0	0	1	1	6	2

W: P.J. Bevis (1-0)

T: 2:32

A: 2,105

L: John Ogiltree (0-1)

Fisher Cats lead series (2-1)

Game Four - September 11, 2004

	1	2	3	4	5	6	7	8	9	R	H	E
New Hampshire	0	0	1	0	2	0	0	2	0	5	8	0
Binghamton	0	0	0	0	0	0	2	0	0	2	6	2

W: Francisco Rosario (1-0)

T: 2:33

A: 2,042

L: Ken Chenard (0-1)

Fisher Cats win series (3-1)

MOST RUNS SCORED, GAME

Runs	Date	Opp	Result
18	4/11/08	@ Erie	W, 18-13
17	8/16/11	v New Britain	W, 17-5
	6/8/08	v New Britain	W, 17-4
	6/21/02	v Erie	W, 17-7
16	8/15/97	@ Portland	W, 16-2
	6/20/97	v Bowie	W, 16-2
	6/5/96	@ Harrisburg	W, 16-3
	4/19/94	@ New Britain	W, 16-6
	5/14/92	@ Albany-Colonie	W, 16-5
15	4/21/13	@ New Hampshire	W, 15-2
	4/12/13	v New Hampshire	W, 15-7
	4/20/10	@ Portland	W, 15-3
	7/28/04	@ Portland	W, 15-4
	5/27/03	v New Hampshire	W, 15-7
	4/25/99	@ Norwich	W, 15-8
	6/22/94	v Albany-Colonie	W, 15-8

MOST RUNS ALLOWED, GAME

Runs	Date	Opp	Result
20	8/20/03	@ Trenton	L, 20-4
19	5/3/08	v Connecticut	L, 19-5
	6/3/01	v Norwich	L, 19-9
	5/16/97	@ Trenton	L, 19-2
17	4/27/04	v Trenton	L, 17-12
	4/28/02	v New Britain	L, 17-6
	5/1/99	v Norwich	L, 17-7
	7/3/95	v Bowie	L, 17-9
	4/15/94	v Canton-Akron	L, 17-8
16	7/7/13	@ New Hampshire	L, 16-5
	4/26/12	v New Hampshire	L, 16-3
	7/31/09	v Akron	L, 16-3
	7/24/09	@ Erie	L, 16-3
	6/11/09	v Harrisburg	L, 16-2
	7/29/05	v Akron	L, 16-4
	6/16/00	v Portland	L, 16-5
	8/10/99	v Bowie	L, 16-1

POSTSEASON

2013 - Finish: 86-55; 1st Eastern Division

EASTERN DIVISION CHAMPIONSHIP - TRENTON THUNDER - B-METS LOSE SERIES (3-0)

Game One - September 4, 2013

	1	2	3	4	5	6	7	8	9	10	R	H	E
Binghamton	1	0	0	2	0	0	0	0	0	2	5	13	0
Trenton	2	0	0	1	0	0	2	0	0	3	6	13	1

W: Pat Venditte (1-0)

T: 3:48

A: 2,723

L: Jeff Walters (0-1)

Thunder lead series (1-0)

Game Two - September 5, 2013

	1	2	3	4	5	6	7	8	9	R	H	E
Binghamton	0	0	0	0	1	0	0	0	0	1	2	0
Trenton	0	0	1	0	0	0	1	0	x	2	7	0

W: Zach Nuding (1-0)

T: 2:26

A: 2,877

L: Darin Gorski (0-1)

S: Tommy Kahnle (1)

Trenton lead series (2-0)

Game Three - September 6, 2013

	1	2	3	4	5	6	7	8	9	R	H	E
Trenton	0	0	0	0	2	0	1	0	0	3	10	0
Binghamton	0	0	0	0	0	0	0	0	0	0	11	1

W: Shane Greene (1-0)

T: 2:29


A: 4,360

L: Logan Verrett (0-1)

S: Danny Burawa (1)


Trenton wins series (3-0)

B-METS MASCOTS



BUDDY THE BEE

Introduced to coincide with the team's "B-Mets" rebranding in 1994, Buddy the Bee has become the face of the organization. He is a cousin of Bingo.




BALLWINKLE

The Binghamton Mets' original mascot dating back to 1992, Ballwinkle disappeared for several seasons before returning due to popular demand.



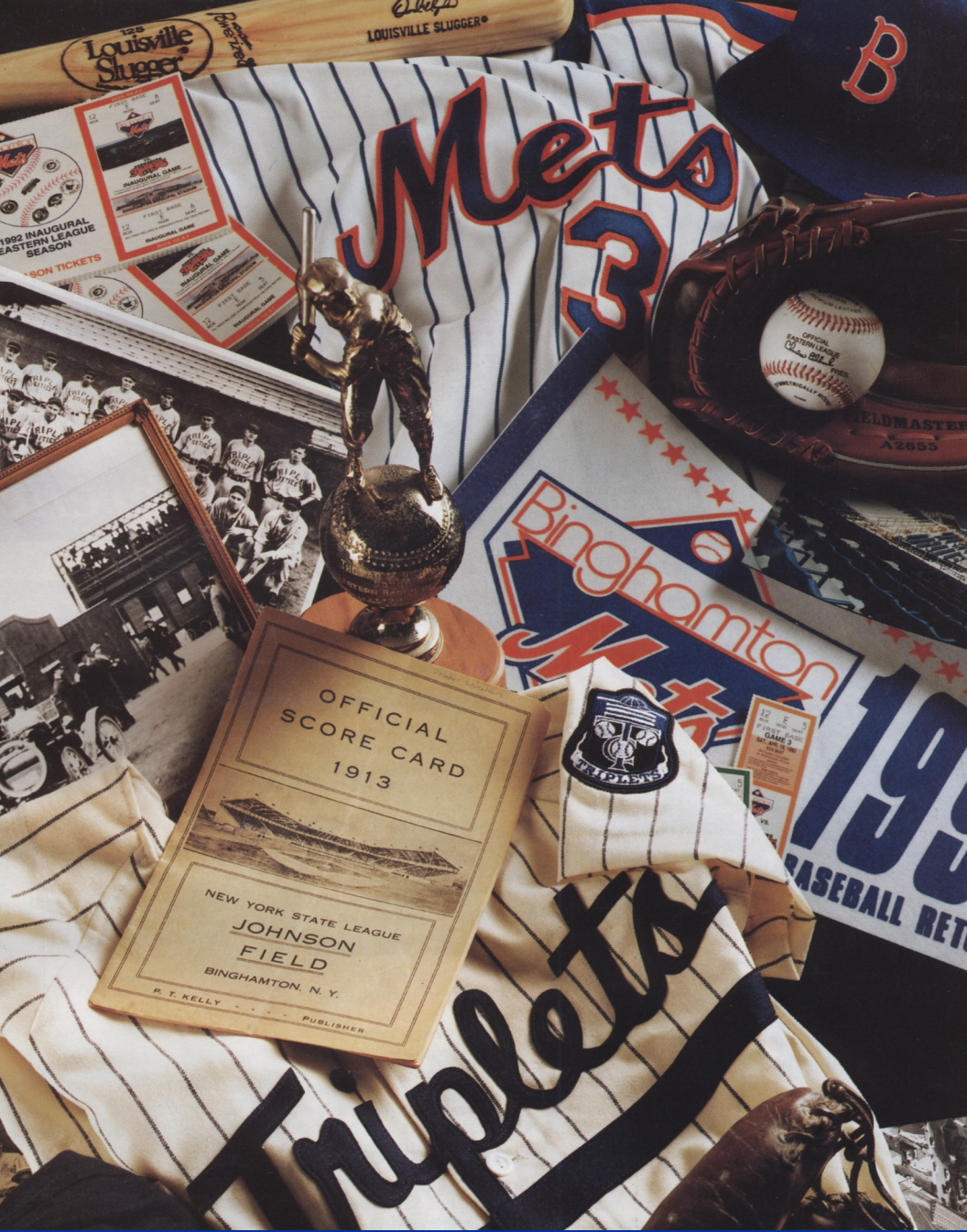
BINGO

Bingo made his debut in 2008 breaking into 2008 breaking into "boogies" when the B-Mets scored. However, he hasn't worn his dancing shoes since 2012.



HICKORY AND THE HOT DOG HORSE

This pair joined the B-Mets' family in 2008. During B-Mets games, the two appear on the field and throw Hatfield hot dogs to the fans.



TEAM RECORDS

ALL-TIME SEASON BATTING LEADERS

BATTING AVERAGE*

1. Jay Payton	.345	(1995)
2. Michel Abreu	.332	(2006)
3. Mike Jacobs	.329	(2003)
4. Josh Thole	.328	(2009)
5. Josh Satin	.325	(2011)
6. Mike Jacobs	.321	(2005)
7. Scott Hunter	.314	(1998)
8. Tate Seefried	.313	(1997)
Jason Tyner	.313	(1999)
10. Three tied with	.312	

HOME RUNS

1. Matt Raleigh	37	(1997)
2. Tate Seefried	29	(1997)
Robert Stratton	29	(2001)
4. Brahiam Maldonado	28	(2011)
5. Bryon Gainey	25	(1999)
Butch Huskey	25	(1993)
Mike Jacobs	25	(2005)
8. Brett Harper	24	(2007)
Alan Zinter	24	(1993)
10. Brian Daubach	22	(1996)

RUNS BATTED IN

1. Chris Saunders	105	(1996)
2. Butch Huskey	98	(1993)
3. Mike Jacobs	93	(2005)
4. Brett Harper	88	(2007)
5. Alan Zinter	87	(1993)
6. Robert Stratton	83	(2001)
7. Allan Dykstra	82	(2013)
8. Mike Jacobs	81	(2003)
Tate Seefried	79	(1997)
10. Bryon Gainey	78	(1999)

GAMES

1. Chris Saunders	141	(1996)
2. Butch Huskey	139	(1993)
Jose Coronado	139	(2008)
4. Rodney Nye	138	(2003)
Chris Butterfield	138	(1992)
6. Bryon Gainey	137	(1999)
7. Tim Howard	136	(1992)
8. Brian Daubach	135	(1995)
Prentice Redman	135	(2002)
10. Three tied with	134	

PLATE APPEARANCES

1. Chris Saunders	604	(1996)
2. Ricky Otero	592	(1994)
3. Jason Tyner	590	(1999)
4. Butch Huskey	584	(1993)
5. Jose Coronado	582	(2008)
6. Mo Bruce	575	(1999)
7. Edgardo Alfonzo	574	(1994)
8. Prentice Redman	570	(2002)
Wayne Lydon	570	(2004)
10. Mike Carp	566	(2008)

AT BATS

1. Ricky Otero	531	(1994)
2. Butch Huskey	526	(1993)
3. Jason Tyner	518	(1999)
4. Chris Saunders	510	(1996)
5. Jose Coronado	507	(2008)
6. Wayne Lydon	506	(2004)
7. Tim Howard	505	(1992)
8. Ricky Otero	503	(1993)
9. Bryon Gainey	502	(1999)
10. Ron Acuna	500	(2004)
Mo Bruce	500	(1999)

RUNS

1. Ricky Otero	96	(1994)
2. Jason Tyner	91	(1999)
3. Edgardo Alfonzo	89	(1994)
4. Quilvio Veras	87	(1993)
5. Danny Muno	86	(2013)
6. Chris Saunders	82	(1996)
7. Kirk Nieuwenhuis	81	(2010)
8. Mo Bruce	80	(1999)
Scott Hunter	80	(1998)
Brian Daubach	80	(1996)

HITS

1. Jason Tyner	162	(1999)
2. Ricky Otero	156	(1994)
3. Scott Hunter	153	(1998)
4. Chris Saunders	152	(1996)
5. Ron Acuna	150	(2004)
6. Rodney Nye	148	(2003)
7. Edgardo Alfonzo	146	(1994)
8. Ron Acuna	144	(2003)
9. Mike Carp	143	(2008)
10. Jorge Padilla	142	(2006)

DOUBLES

1. Jason Hardtke	42	(1995)
2. Rodney Nye	41	(2003)
3. Mike Jacobs	37	(2005)
4. Mike Jacobs	36	(2003)
5. Prentice Redman	35	(2002)
Aarom Baldiris	35	(2005)
Kirk Nieuwenhuis	35	(2010)
Earl Snyder	35	(2001)
Josh Satin	35	(2011)
10. Edgardo Alfonzo	34	(1994)

TRIPLES

1. Wayne Lydon	13	(2005)
2. Ricky Otero	10	(1993)
Terrence Long	10	(1998)
4. Ricky Otero	9	(1994)
Tim Howard	9	(1992)
6. Angel Pagan	8	(2004)
Carlos Gomez	8	(2006)
Jose B. Reyes	8	(2002)
9. Six tied with	7	

EXTRA-BASE HITS

1. Mike Jacobs	64	(2005)
2. Robert Stratton	60	(2001)
3. Bryon Gainey	59	(1999)
4. Earl Snyder	57	(2001)
5. Rodney Nye	56	(2003)
6. Mike Jacobs	54	(2003)
7. Kirk Nieuwenhuis	53	(2010)
8. Alan Zinter	52	(1993)
Matt Raleigh	52	(1997)
10. Edgardo Alfonzo	51	(1994)

TOTAL BASES

1. Mike Jacobs	255	(2005)
2. Robert Stratton	239	(2001)
3. Brett Harper	238	(2007)
4. Chris Saunders	236	(1996)
5. Bryon Gainey	234	(1999)
6. Butch Huskey	232	(1993)
7. Edgardo Alfonzo	229	(1994)
Rodney Nye	229	(2003)
9. Ricky Otero	226	(1994)
Scott Hunter	226	(1998)

* - Minimum 384 plate appearances

ALL-TIME SEASON BATTING LEADERS

ON-BASE PERCENTAGE*			SLUGGING PERCENTAGE*			ON-BASE + SLUGGING*		
1. Allan Dykstra	.436	(2013)	1. Tate Seefried	.621	(1997)	1. Tate Seefried	1.025	(1997)
2. Mark Kiger	.432	(2007)	2. Mike Jacobs	.589	(2005)	2. Mike Jacobs	.965	(2005)
3. Quilvio Veras	.430	(1993)	3. Mike Jacobs	.548	(2003)	3. Josh Satin	.962	(2011)
4. Josh Satin	.423	(2011)	4. Josh Satin	.538	(2011)	4. Allan Dykstra	.938	(2013)
5. Tate Seefried	.405	(1997)	5. Jay Payton	.535	(1995)	5. Michel Abreu	.935	(2006)
6. Michel Abreu	.404	(2006)	6. Michel Abreu	.530	(2006)	6. Jay Payton	.930	(1995)
7. Brian Daubach	.403	(1996)	7. Nick Evans	.527	(2010)	7. Mike Jacobs	.923	(2003)
Mike Carp	.403	(2008)	8. Earl Snyder	.526	(2001)	8. Brian Daubach	.910	(1996)
9. Jay Payton	.395	(1995)	9. Matt Raleigh	.513	(1997)	9. Mark Kiger	.910	(2007)
Josh Thole	.395	(2009)	10. Kirk Nieuwenhuis	.510	(2010)	10. Earl Snyder	.900	(2001)

STRIKEOUTS			WALKS			INTENTIONAL WALKS		
1. Robert Stratton	201	(2001)	1. Allan Dykstra	102	(2013)	1. Tate Seefried	10	(1997)
2. Bryon Gainey	184	(1999)	2. Danny Muno	97	(2013)	2. Brian Daubach	9	(1996)
3. Corey Ragsdale	182	(2006)	3. Quilvio Veras	91	(1993)	Michel Abreu	9	(2006)
4. Matt Raleigh	169	(1997)	4. Alan Zinter	90	(1993)	4. Chris Butterfield	8	(1992)
5. Brahim Maldonado	146	(2011)	5. Matt Raleigh	79	(1997)	5. Alan Zinter	7	(1993)
6. Yuri Sanchez	135	(1999)	Mike Carp	79	(2008)	Dan Murphy	7	(2008)
7. Mo Bruce	134	(1999)	7. Mark Kiger	75	(2007)	Brett Harper	7	(2007)
8. Bryon Gainey	132	(2000)	8. Brian Daubach	74	(1996)	8. Seven tied with	6	
9. Allan Dykstra	131	(2011)	9. Chris Saunders	73	(1996)			
10. Chris Butterfield	126	(1992)	10. Alan Zinter	70	(1992)			

STOLEN BASES			CAUGHT STEALING			HIT BY PITCH		
1. Esix Snead	66	(2002)	1. Wayne Lydon	20	(2004)	1. Carlos Gomez	20	(2006)
2. Wayne Lydon	65	(2004)	2. Quilvio Veras	19	(1993)	2. Dan Held	17	(2000)
3. Quilvio Veras	52	(1993)	3. Esix Snead	18	(2002)	3. Cesar Puello	16	(2013)
4. Jason Tyner	49	(1999)	Rob Katzaroff	18	(1992)	4. Jay Caligiuri	15	(2006)
5. Prentice Redman	43	(2002)	5. Jason Tyner	16	(1999)	5. Rodney Nye	13	(2002)
6. Wayne Lydon	42	(2005)	Ricky Otero	16	(1994)	6. Garrett Neubart	12	(1998)
7. Carlos Gomez	41	(2006)	Scott Pagano	16	(1996)	Justin Huber	12	(2004)
8. Scott Hunter	39	(1998)	Mike Curry	16	(2001)	Allan Dykstra	12	(2011)
9. Mo Bruce	33	(1999)	9. Scott Hunter	15	(1998)	9. Allen Dina	11	(2000)
Jordany Valdespin	33	(2011)	Ricky Otero	15	(1993)	Mark Kiger	11	(2007)
Ricky Otero	33	(1994)				Ruben Tejada	11	(2009)

SACRIFICE FLIES			SACRIFICE BUNTS			DOUBLE PLAYS		
1. Chris Saunders	11	(1996)	1. Wayne Lydon	19	(2005)	1. Juan Centeno	21	(2012)
2. Jeff Barry	9	(1995)	2. Esix Snead	16	(2002)	2. Jefry Marte	20	(2012)
Josh Thole	9	(2009)	3. Ruben Tejada	15	(2009)	3. Jose Coronado	16	(2009)
Jason Hardtke	9	(1995)	4. Jose Coronado	12	(2008)	4. Jose Coronado	15	(2008)
Tim Howard	9	(1992)	5. Jose Coronado	11	(2009)	Kevin Morgan	15	(1996)
6. Scott Hunter	8	(1998)	Emmanuel Garcia	11	(2009)	Jorge Padilla	15	(2006)
Mike Jacobs	8	(2003)	Emmanuel Garcia	11	(2008)	7. Brian Shipp	14	(2002)
Jeff Barry	8	(1994)	Wayne Lydon	11	(2004)	Mark Kiger	14	(2007)
Chris Basak	8	(2003)	Jesus Sanchez	11	(1998)	Matt Watson	14	(2002)
Butch Huskey	8	(1993)	10. Kevin Morgan	10	(1996)	Josh Thole	14	(2009)
			Bert Hunter	10	(1992)	Jesus Azuaje	14	(2008)

ALL-TIME CAREER BATTING LEADERS

BATTING AVERAGE*

1. Jay Payton	.337	(94-96)
2. Michael Abreu	.332	(06)
3. Josh Thole	.328	(09)
4. Mike Jacobs	.325	(03,05)
5. Josh Satin	.317	(10-11)
6. Tate Seefried	.313	(97)
Jason Tyner	.313	(99)
8. Dan Held	.312	(00)
9. Tony Darden	.310	(98-99)
10. Dan Murphy	.308	(08)

HOME RUNS

1. Brett Harper	47	(04-07)
Allan Dykstra	47	(11-13)
3. Matt Raleigh	43	(97-98)
4. Mike Jacobs	42	(03,05)
Brahiam Maldonado	42	(10-11)
6. Scott Hunter	41	(97-98,01-02)
7. Alan Zinter	40	(92-93)
8. Chris Saunders	38	(94-97)
9. Bryon Gainey	36	(99-00)
10. Nick Evans	34	(08-10)

RUNS BATTED IN

1. Chris Saunders	263	(94-97)
2. Allan Dykstra	184	(11-13)
3. Mike Jacobs	174	(03,05)
4. Rodney Nye	168	(01-03)
5. Brett Harper	164	(04-07)
6. Jose Coronado	155	(07-11)
7. Scott Hunter	149	(97-98,01-02)
8. Brian Daubach	148	(95-96)
9. Caleb Stewart	142	(07-09)
10. Prentice Redman	141	(02,04-05)

GAMES

1. Jose Coronado	502	(07-11)
2. Chris Saunders	425	(94-97)
3. Rodney Nye	368	(01-03)
4. Jay Davis	340	(93-95)
5. Jon Malo	325	(08-11)
6. Jesus Aquaje	320	(95-98)
7. Chris Basak	315	(01-04)
8. Allan Dykstra	305	(11-13)
9. Caleb Stewart	303	(07-09)
10. Scott Hunter	299	(97-98,01-02)

PLATE APPEARANCES

1. Jose Coronado	1,970	(07-11)
2. Chris Saunders	1,791	(94-97)
3. Rodney Nye	1,435	(01-03)
4. Jay Davis	1,267	(93-95)
5. Chris Basak	1,258	(01-04)
6. Jesus Azuaje	1,249	(95-98)
7. Scott Hunter	1,241	(97-98,01-02)
8. Allan Dykstra	1,212	(11-13)
9. Kevin Morgan	1,182	(95-97)
10. Caleb Stewart	1,181	(07-09)

AT BATS

1. Jose Coronado	1,731	(07-11)
2. Chris Saunders	1,561	(94-97)
3. Rodney Nye	1,234	(01-03)
4. Jay Davis	1,177	(93-95)
5. Scott Hunter	1,118	(97-98,01-02)
6. Chris Basak	1,100	(01-04)
7. Jesus Azuaje	1,050	(95-98)
8. Ricky Otero	1,034	(93-94)
9. Caleb Stewart	1,031	(07-09)
10. Kevin Morgan	1,030	(95-97)

RUNS

1. Chris Saunders	224	(94-97)
2. Jose Coronado	208	(07-11)
3. Scott Hunter	182	(97-98,01-02)
4. Rodney Nye	173	(01-03)
5. Jay Davis	167	(93-95)
6. Chris Basak	166	(01-04)
7. Jesus Azuaje	162	(95-98)
8. Ricky Otero	159	(93-94)
9. Prentice Redman	155	(02,04-05)
10. Caleb Stewart	152	(07-09)

HITS

1. Chris Saunders	436	(94-97)
2. Jose Coronado	427	(07-11)
3. Rodney Nye	340	(01-03)
4. Jay Davis	334	(93-95)
5. Scott Hunter	316	(97-98,01-02)
6. Ron Acuna	299	(02-04)
7. Chris Basak	293	(01-04)
8. Ricky Otero	289	(93-94)
9. Jesus Azuaje	274	(95-98)
10. Mike Jacobs	273	(03,05)

DOUBLES

1. Chris Saunders	91	(94-97)
2. Rodney Nye	81	(01-03)
3. Jose Coronado	77	(07-11)
4. Prentice Redman	76	(02,04-05)
5. Mike Jacobs	73	(03,05)
6. Chris Basak	70	(01-04)
7. Eric Campbell	59	(10-12)
Josh Satin	59	(10-11)
9. Jesus Azuaje	58	(95-98)
10. Three tied with	57	

TRIPLES

1. Ricky Otero	19	(93-94)
Wayne Lydon	19	(04-05)
3. Jay Davis	13	(93-95)
4. Chris Basak	11	(01-04)
5. Dwight Maness	10	(96-98)
Jeff Duncan	10	(03-05)
Tim Howard	10	(92-93)
Terrence Long	10	(98)
9. Six tied with	9	

EXTRA-BASE HITS

1. Chris Saunders	137	(94-97)
2. Mike Jacobs	118	(03,05)
3. Rodney Nye	116	(01-03)
4. Prentice Redman	108	(02,04-05)
5. Brett Harper	102	(04-07)
6. Allan Dykstra	101	(11-13)
Chris Basak	101	(01-04)
8. Nick Evans	99	(08-10)
9. Scott Hunter	96	(97-98,01-02)
10. Caleb Stewart	92	(07-09)

TOTAL BASES

1. Chris Saunders	657	(94-97)
2. Jose Coronado	542	(07-11)
3. Rodney Nye	521	(01-03)
4. Scott Hunter	499	(97-98,01-02)
5. Mike Jacobs	478	(03,05)
6. Brett Harper	464	(04-07)
7. Allan Dykstra	452	(11-13)
8. Chris Basak	445	(01-04)
9. Jay Davis	434	(93-95)
10. Prentice Redman	427	(02,04-05)

* - Minimum 384 plate appearances

ALL-TIME CAREER BATTING LEADERS

ON-BASE PERCENTAGE*

1. Quilvio Veras	.420	(93)
2. Mark Kiger	.424	(07,09)
3. Allan Dykstra	.415	(11-13)
4. Josh Satin	.410	(10-11)
5. Tate Seefried	.405	(97)
6. Michel Abreu	.404	(06)
7. Allan Dykstra	.401	(11-12)
8. Josh Thole	.395	(09)
9. Lucas Duda	.389	(09-10)
Jay Payton	.389	(94-96)
David Bacani	.389	(03-05)

SLUGGING PERCENTAGE*

1. Tate Seefried	.621	(97)
2. Mike Jacobs	.569	(03,05)
3. Nick Evans	.532	(08-10)
4. Michel Abreu	.530	(06)
5. Earl Snyder	.526	(01)
6. Kirk Nieuwenhuis	.521	(09-10)
7. Jay Payton	.513	(94-96)
8. Josh Satin	.508	(10-11)
9. Dan Murphy	.496	(08)
10. Robert Stratton	.495	(01)

ON-BASE + SLUGGING*

1. Tate Seefried	1.025	(97)
2. Mike Jacobs	.945	(03,05)
3. Michel Abreu	.935	(06)
4. Josh Satin	.918	(10-11)
5. Jay Payton	.902	(94-96)
6. Earl Snyder	.900	(01)
7. Nick Evans	.895	(08-10)
8. Allan Dykstra	.889	(11-13)
9. Terrence Long	.871	(98)
10. Dan Murphy	.870	(08)

STRIKEOUTS

1. Jose Coronado	343	(07-11)
2. Allan Dykstra	319	(11-13)
3. Bryon Gainey	316	(99-00)
4. Chris Saunders	302	(94-97)
5. Corey Ragsdale	289	(05-07)
6. Brett Harper	283	(04-07)
7. Chris Basak	272	(01-04)
8. Rodney Nye	253	(01-03)
9. Caleb Stewart	233	(07-09)
10. Brahim Maldonado	230	(10-11)

WALKS

1. Allan Dykstra	222	(11-13)
2. Chris Saunders	173	(94-97)
3. Jose Coronado	170	(07-11)
4. Rodney Nye	162	(01-03)
5. Alan Zinter	160	(92-93)
6. Jesus Azuaje	153	(95-98)
7. Brian Daubach	125	(95-96)
8. Eric Campbell	124	(10-12)
9. Mike Carp	118	(07-08)
10. Caleb Stewart	117	(07-09)

INTENTIONAL WALKS

1. Brian Daubach	14	(95-96)
2. Alan Zinter	12	(92-93)
3. Brett Harper	11	(04-07)
4. Jeff Barry	10	(94-95)
Tate Seefried	10	(97)
6. Chris Butterfield	9	(92-93)
Michel Abreu	9	(06)
8. Jose Coronado	8	(07-11)
Bobby Malek	8	(04-06)
10. Four tied with	7	

STOLEN BASES

1. Wayne Lydon	107	(04-05)
2. Scott Hunter	82	(97-98,01-02)
3. Esix Snead	66	(02)
4. Ricky Otero	62	(93-94)
5. Prentice Redman	54	(02,04-05)
Mo Bruce	54	(99-00)
7. Quilvio Veras	52	(93)
8. Chris Basak	49	(01-04)
9. Jason Tyner	49	(99)
10. Ron Acuna	47	(02-04)

CAUGHT STEALING

1. Wayne Lydon	34	(04-05)
2. Scott Hunter	32	(97-98,01-02)
3. Ricky Otero	31	(93-94)
4. Chris Basak	29	(01-04)
5. Ron Acuna	25	(02-04)
6. Mo Bruce	21	(99-00)
7. Quilvio Veras	19	(93)
8. Allen Dina	19	(99-01)
Emmanuel Garcia	19	(08-09)
10. Esix Snead	18	(02)
Rob Katzaroff	18	(92)

HIT BY PITCH

1. Allan Dykstra	25	(11-13)
2. Caleb Stewart	22	(07-09)
3. Jay Caligiuri	22	(05-06)
4. Garrett Neubarth	20	(98-99)
5. Carlos Gomez	20	(06)
6. Chris Saunders	19	(94-97)
7. Rodney Nye	19	(01-03)
8. Justin Huber	19	(03-04)
9. Tony Darden	18	(98-99)
10. Dan Held	17	(00)

SACRIFICE FLIES

1. Chris Saunders	29	(94-97)
2. Jeff Barry	17	(94-95)
Jose Coronado	17	(07-11)
4. Scott Hunter	15	(97-98,01-02)
Chris Basak	15	(01-04)
6. Mike Jacobs	14	(03-05)
7. Rodney Nye	12	(01-03)
Prentice Redman	12	(02,04-05)
Tim Howard	12	(92-93)
Allan Dykstra	12	(11-13)

SACRIFICE BUNTS

1. Jose Coronado	41	(07-11)
2. Wayne Lydon	30	(04-05)
3. Emmanuel Garcia	22	(08-09)
4. Jesus Azuaje	21	(95-98)
5. Kevin Morgan	20	(95-97)
John Tamargo	20	(99-01)
7. Jon Malo	18	(08-11)
David Bacani	18	(03-05)
Jesus Sanchez	18	(97-98)
10. Five tied with	16	

DOUBLE PLAYS

1. Jose Coronado	42	(07-11)
2. Chris Saunders	32	(94-97)
3. Eric Campbell	30	(10-12)
4. Jesus Azuaje	27	(95-98)
Pedro Grifol	27	(96-98)
Mike Carp	27	(07-08)
7. John Tamargo	25	(99-01)
Aaron McNeal	25	(01-02)
9. Salomon Manriquez	24	(08,10-11)
Frank Jacobs	24	(93-95)

ALL-TIME SEASON PITCHING LEADERS

GAMES			GAMES STARTED			INNINGS PITCHED		
1. Jim McCready	63	(1994)	1. Bill Pulsipher	28	(1994)	1. Bill Pulsipher	201.0	(1994)
2. Bryan Rogers	62	(1993)	2. Mark Corey	27	(1999)	2. Cory Lidle	190.1	(1996)
3. Rich Turrentine	61	(1997)	3. Miguel Pinango	27	(2006)	3. Chris Roberts	175.1	(1994)
4. Roy Merritt	60	(2010)	Arnold Gooch	27	(1997)	4. Denny Harriger	170.2	(1993)
5. Luis Arroyo	57	(1998)	Arnold Gooch	27	(1998)	5. Joe Roa	167.1	(1993)
6. Roy Merritt	56	(2009)	Cory Lidle	27	(1996)	6. Juan Castillo	165.2	(1993)
7. Andy Beckerman	55	(1994)	Dan Murray	27	(1998)	7. Jesus Sanchez	165.1	(1997)
8. Corey Brittan	55	(2000)	Chris Roberts	27	(1994)	8. Joe Vitko	165.0	(1992)
9. Corey Brittan	54	(1999)	Jose Sanchez	27	(2007)	9. Dan Murray	164.1	(1998)
10. Four tied with	53		10. Nine tied with	26		10. Arnold Gooch	163.2	(1998)

WINS			LOSSES			SAVES		
1. Bill Pulsipher	14	(1994)	1. Jason Saenz	15	(2001)	1. Jeff Walters	38	(2013)
Cory Lidle	14	(1996)	2. Arnold Gooch	14	(1998)	2. Jerrod Riggan	28	(2000)
3. Chris Roberts	13	(1994)	Eric Brown	14	(2009)	3. Eddie Kunz	27	(2008)
Denny Harriger	13	(1993)	4. Mark Corey	13	(1999)	Mike Welch	27	(1996)
Jesus Sanchez	13	(1997)	Brent Herbison	13	(1999)	5. Carlos Muniz	23	(2007)
Jose Sanchez	13	(2008)	6. Seven tied with	12		6. Henry Owens	20	(2006)
Dicky Gonzalez	13	(2000)				7. Pete Walker	19	(1993)
8. Seven tied with	12					Andy Beckerman	19	(1994)
						9. Mark Corey	17	(2001)
						Julian Vasquez	17	(1992)

EARNED RUN AVERAGE*			STRIKEOUTS			WALKS		
1. Bobby J. Jones	1.88	(1992)	1. Jesus Sanchez	176	(1997)	1. Bill Pulsipher	89	(1994)
2. Paul Wilson	2.17	(1995)	2. Bill Pulsipher	171	(1994)	2. Brent Herbison	81	(1999)
3. Tyler Walker	2.75	(2000)	3. Dan Murray	159	(1998)	3. Jason Saenz	80	(2001)
4. Juan D. Artega	2.80	(1998)	4. Bobby J. Jones	143	(1992)	4. Chris Roberts	77	(1994)
5. Jason Scobie	2.82	(2004)	5. Cory Lidle	141	(1996)	5. Arnold Gooch	76	(1997)
Todd Douma	2.82	(1992)	6. Dicky Gonzalez	138	(2000)	6. Pablo Ochoa	75	(2000)
7. Yusmeiro Petit	2.91	(2005)	7. Orlando Roman	136	(2005)	7. Nick Maness	72	(2002)
8. Eric Ludwick	2.95	(1995)	8. Logan Verrett	132	(2013)	8. Ken Pumphrey	71	(1999)
Denny Harriger	2.95	(1993)	9. Eric Ludwick	131	(1995)	9. Jose Sor. Diaz	70	(2004)
10. Jon Niese	3.04	(2008)	10. Robert Person	130	(1994)	10. Four tied with	68	
			Yusmeiro Petit	130	(2005)			

WHIP*			OPPONENTS' AVERAGE*			HITS ALLOWED		
1. Yusmeiro Petit	0.92	(2005)	1. Tyler Walker	.191	(2000)	1. Joe Roa	190	(1993)
2. Paul Wilson	0.94	(1995)	2. Paul Wilson	.208	(1995)	2. Cory Lidle	186	(1996)
3. Willie Collazo	1.01	(2006)	3. Yusmeiro Petit	.209	(2005)	3. Bill Pulsipher	179	(1994)
4. Bobby J. Jones	1.02	(1992)	Bobby J. Jones	.209	(1992)	Arnold Gooch	179	(1997)
5. Dicky Gonzalez	1.12	(2000)	5. Eric Ludwick	.212	(1995)	5. Mark Corey	175	(1999)
6. John Johnstone	1.13	(1992)	6. Robert Person	.219	(1994)	6. Denny Harriger	174	(1993)
Tyler Walker	1.13	(2000)	7. Ken Chenard	.221	(2004)	7. Pablo Ochoa	171	(2000)
8. Logan Verrett	1.14	(2013)	8. Zack Wheeler	.225	(2012)	Pat Strange	171	(2001)
9. Zack Wheeler	1.16	(2012)	9. Dicky Gonzalez	.234	(2000)	9. Greg Peavey	169	(2012)
10. Michael Antonini	1.20	(2010)	10. John Johnstone	.236	(1992)	10. Nick Maness	168	(2001)

* - Minimum 113.2 innings pitched

ALL-TIME SEASON PITCHING LEADERS

RUNS ALLOWED

1. Brent Herbison	115	(1999)
2. Mark Corey	108	(1999)
3. Arnold Gooch	106	(1997)
4. Jason Saenz	97	(2001)
5. Ken Pumphrey	95	(1999)
6. Pablo Ochoa	94	(2000)
Pat Strange	94	(2001)
Nick Maness	94	(2001)
9. Juan Castillo	93	(1993)
10. Arnold Gooch	92	(1998)

EARNED RUNS ALLOWED

1. Brent Herbison	97	(1999)
2. Mark Corey	93	(1999)
3. Arnold Gooch	91	(1997)
4. Jason Saenz	90	(2001)
5. Pablo Ochoa	85	(2000)
6. Juan Castillo	84	(1993)
7. Pat Strange	83	(2001)
8. Dylan Owen	81	(2009)
Greg Peavey	81	(2012)
10. Nick Maness	79	(2001)
Jesus Sanchez	79	(1997)

HOME RUNS ALLOWED

1. Juan Castillo	27	(1993)
2. Jesus Sanchez	25	(1997)
3. Mark Guerra	23	(1996)
4. Logan Verrett	21	(2013)
5. Brent Herbison	20	(1999)
Miguel Pinango	20	(2006)
Darin Gorski	20	(2012)
8. Nelson Figueroa	19	(1998)
9. Six tied with	18	

WILD PITCHES

1. Brad Holt	18	(2011)
2. Rich Turrentine	17	(1997)
3. Jason Saenz	16	(2001)
4. Ken Chenard	15	(2004)
5. Arnold Gooch	14	(1998)
Cory Lidle	14	(1996)
7. Darin Gorski	13	(2012)
8. Arnold Gooch	12	(1997)
Brandon Moore	12	(2011)
Chris Roberts	12	(1994)
Kevin Mulvey	12	(2007)

HIT BATSMEN

1. Ken Pumphrey	15	(1999)
2. Brandon Moore	14	(2011)
Brent Herbison	14	(1999)
Eddie Kunz	14	(2010)
5. Eric Brown	13	(2009)
Juan Castillo	13	(1993)
Brandon Nall	13	(2007)
8. Grant Roberts	12	(1999)
Pat Strange	12	(2001)
Joe Vitko	12	(1992)
Jose Soriano Diaz	12	(2004)

BALKS

1. Bill Pulsipher	5	(1994)
Hector Ramirez	5	(1995)
3. Mark Fuller	4	(1995)
Jeff Tam	4	(1996)
Scott Steward	4	(1998)
6. Ten tied with	3	

COMPLETE GAMES

1. Cory Lidle	6	(1996)
2. Mill Pulsipher	5	(1994)
3. Paul Wilson	4	(1995)
Pete Walker	4	(1992)
Bobby J. Jones	4	(1992)
Denny Harriger	4	(1993)
Steve Long	4	(1993)
Joe Vitko	4	(1992)
Arnold Gooch	4	(1997)
10. Eight tied with	3	

SHUTOUTS

1. Bobby J. Jones	4	(1992)
2. Denny Harriger	3	(1993)
Joe Vitko	3	(1992)
4. Nelson Figueroa	2	(1998)
Robert Person	2	(1994)
Eric Ludwick	2	(1995)
Chris Roberts	2	(1994)
Bob Keppel	2	(2003)
Michael Devaney	2	(2006)
10. Twenty-nine tied with	1	

HOME RUNS / 9 IP*

1. Tyler Walker	0.2	(2000)
Kevin Mulvey	0.2	(2007)
Zack Wheeler	0.2	(2012)
4. Bobby J. Jones	0.3	(1992)
Salvador Aguilar	0.3	(2007)
6. Jon Niese	0.4	(2008)
Paul Wilson	0.4	(1995)
Denny Harriger	0.4	(1993)
9. Seven tied with	0.5	

STRIKEOUTS / 9 IP*

1. Orlando Roman	10.2	(2005)
2. Yusmeiro Petit	9.9	(2005)
3. Jesus Sanchez	9.6	(1997)
4. Paul Wilson	9.5	(1995)
5. Zack Wheeler	9.1	(2012)
6. Ken Chenard	8.9	(2004)
7. Dan Murray	8.7	(1998)
8. Nelson Figueroa	8.4	(1998)
Dicky Gonzalez	8.4	(2000)
Erik Goeddel	8.4	(2013)

WALKS / 9 IP*

1. Willie Collazo	1.2	(2006)
2. Joe Roa	1.3	(1993)
3. Yusmeiro Petit	1.4	(2005)
4. Michael Antonini	1.8	(2010)
Paul Wilson	1.8	(1995)
Mark Cohoon	1.8	(2012)
7. Juan D. Arteaga	1.9	(1998)
Logan Verret	1.9	(2013)
9. Juan D. Arteaga	2.0	(2000)
10. Three tied with	2.1	

STRIKEOUTS / WALKS

1. Yusmeiro Petit	7.22	(2005)
2. Paul Wilson	5.29	(1995)
3. Willie Collazo	4.94	(2006)
4. Logan Verrett	4.26	(2013)
5. Michael Antonini	4.08	(2010)
6. Juan D. Arteaga	3.88	(1998)
7. Dicky Gonzalez	3.83	(2000)
8. John Johnstone	3.36	(1992)
9. Bobby J. Jones	3.33	(1992)
10. Mark Cohoon	3.18	(2013)

ALL-TIME CAREER PITCHING LEADERS

GAMES			GAMES STARTED			INNINGS PITCHED		
1. Tim Lavnigne	160	(02-05,08)	1. Mark Cohoon	66	(10-13)	1. Mark Cohoon	389.1	(10-13)
2. Roy Merritt	147	(09-11)	2. Jose Sanchez	63	(07-09)	2. Jose Sanchez	350.1	(07-09)
3. Bryan Rogers	125	(92-94)	3. Chris Roberts	55	(94,96-97)	3. Chris Roberts	326.2	(94,96-97)
4. Corey Brittan	118	(98-00)	4. Arnold Gooch	54	(97-98)	4. Arnold Gooch	324.2	(97-98)
5. Mark Fuller	117	(94-96)	5. Nick Maness	51	(00-03)	5. Mark Guerra	309.0	(95-98)
6. Rich Turrentine	114	(96-99)	Michael Antonini	51	(08-10)	6. Nick Maness	295.2	(00-03)
7. Mark Guerra	111	(95-98)	7. Juan Castillo	44	(93-94)	7. Michael Antonini	292.0	(08-10)
8. Edgar Ramirez	100	(09-12)	8. Nelson Figueroa	43	(97-98)	8. Juan Castillo	277.0	(93-94)
9. Tim McNab	98	(05-07,09)	9. Phil Seibel	42	(02-03)	9. Jason Saenz	274.0	(01-03)
10. Jim McCready	96	(93-96)	10. Bobby Parnell	41	(07-08)	10. Brian Edmondson	270.2	(95-97)
Jason Seanz	96	(01-03)						

WINS			LOSSES			SAVES		
1. Mark Cohoon	23	(10-13)	1. Arnold Gooch	26	(97-98)	1. Jeff Walters	38	(13)
2. Arnold Gooch	21	(97-98)	2. Chris Roberts	23	(94,96-97)	2. Tim Lavnigne	36	(02,05,08)
Juan D. Artega	21	(98-00)	Eric Brown	23	(08-09)	3. Eddie Kunz	30	(08,10)
4. Chris Roberts	20	(94,96-97)	Mark Cohoon	23	(10-13)	4. Jerrod Riggan	28	(00,05)
5. Jose Sanchez	18	(07-09)	5. Jose Sanchez	22	(07-09)	5. Mike Welch	27	(95-96)
Juan Castillo	18	(93-94)	Nick Maness	22	(00-03)	6. Rich Turrentine	26	(96-99)
7. Jason Saenz	17	(01-03)	7. Jason Saenz	21	(01-03)	7. Roy Merritt	23	(09-11)
Nelson Figueroa	17	(97-98)	Pete Walker	21	(92-93)	Carlos Muniz	23	(07,10)
Salvador Aguilar	17	(07-08)	9. Brad Holt	20	(09-12)	9. Bryan Rogers	20	(92-94)
10. Mark Guerra	16	(95-98)	10. Tim Lavnigne	19	(02,05,08)	Eric Cammack	20	(99,02,03)
Ken Chenard	16	(04,05)	Robert Carson	19	(10-12)	Henry Owens	20	(06)

EARNED RUN AVERAGE*			STRIKEOUTS			WALKS		
1. Bobby J. Jones	2.02	(92,99)	1. Mark Cohoon	272	(10-13)	1. Jason Saenz	175	(01-03)
2. Joe Crawford	2.30	(94-96)	2. Jose Sanchez	249	(07-09)	2. Chris Roberts	147	(94,96-97)
3. Paul Wilson	2.37	(95-96)	3. Nelson Figueroa	232	(97-98)	3. Nick Maness	145	(00-03)
4. Bryan Rogers	2.50	(92-94)	4. Michael Antonini	224	(08-10)	4. Arnold Gooch	136	(97-98)
5. Corey Brittan	2.63	(98-00)	Chris Roberts	224	(94,96-97)	5. Eric Niesen	132	(09-11)
6. Collin McHugh	2.68	(11-12)	6. Nick Maness	223	(00-03)	6. Tim Lavnigne	127	(02,05,08)
7. Eddie Camacho	2.89	(06-08)	7. Ken Chenard	217	(04-05)	7. Jose Sanchez	124	(07-09)
8. Eric Ludwick	2.95	(95)	8. Arnold Gooch	214	(97-98)	8. Nelson Figueroa	112	(97-98)
9. Jason Istringhausen	2.97	(94-95)	9. Mark Guerra	212	(95-98)	9. Dylan Owen	109	(08-11,13)
10. Brian Bannister	2.99	(04-05)	10. Orlando Roman	211	(04-06)	10. Brian Edmondson	104	(95-97)

WHIP*			OPPONENTS' AVERAGE*			HITS ALLOWED		
1. Yusmeiro Petit	0.95	(04-05)	1. Eric Cammack	.203	(99,02,03)	1. Mark Cohoon	426	(10-13)
2. Paul Wilson	0.99	(95-96)	2. Yusmeiro Petit	.210	(04-05)	2. Jose Sanchez	396	(07-09)
3. Willie Collazo	1.01	(06)	3. Eric Ludwick	.212	(95)	3. Arnold Gooch	343	(97-98)
4. Jason Istringhausen	1.04	(94-95)	Bobby J. Jones	.212	(92,99)	4. Chris Roberts	322	(94,96-97)
Bobby J. Jones	1.04	(92,99)	5. Robert Person	.213	(94-95)	5. Nick Maness	316	(00-03)
6. Joe Crawford	1.09	(94-96)	Paul Wilson	.213	(95-96)	6. Mark Guerra	312	(95-98)
7. Dicky Gonzalez	1.12	(00)	7. Jason Istringhausen	.215	(94-95)	Michael Antonini	312	(08-10)
8. John Johnstone	1.13	(92)	8. Tyler Walker	.220	(99-01)	8. Brian Edmondson	297	(95-97)
Collin McHugh	1.13	(11-12)	Darin Gorski	.220	(12-13)	9. Jason Saenz	294	(01-03)
Darin Gorski	1.13	(12-13)	10. Zack Wheeler	.225	(12)	10. Eric Brown	288	(08-09)

* - Minimum 113.2 innings pitched

ALL-TIME CAREER PITCHING LEADERS

RUNS ALLOWED

1. Mark Cohoon	203	(10-13)
Jose Sanchez	203	(07-09)
3. Arnold Gooch	198	(97-98)
4. Chris Roberts	186	(94,96-97)
5. Nick Maness	185	(00-03)
6. Jason Saenz	180	(01-03)
7. Eric Brown	161	(08-09)
8. Robert Carson	156	(10-12)
9. Brian Edmondson	155	(95-97)
Brad Holt	155	(09-12)

EARNED RUNS ALLOWED

1. Jose Sanchez	178	(07-09)
2. Mark Cohoon	167	(10-13)
3. Arnold Gooch	162	(97-98)
4. Nick Maness	161	(00-03)
5. Chris Roberts	159	(94,96-97)
Jason Saenz	159	(01-03)
7. Michael Antonini	150	(08-10)
8. Eric Brown	145	(08-09)
9. Brad Holt	141	(09-12)
10. Robert Carson	136	(10-12)

HOME RUNS ALLOWED

1. Mark Guerra	44	(95-98)
2. Michael Antonini	36	(08-10)
3. Chris Roberts	35	(94,96-97)
4. Nelson Figueroa	33	(97-98)
Brian Edmondson	33	(95-97)
Juan Castillo	33	(93-94)
Mark Cohoon	33	(10-13)
8. Ken Chenard	32	(04-05)
9. Jose Sanchez	31	(07-09)
Nick Maness	31	(00-03)

WILD PITCHES

1. Jason Saenz	33	(01-03)
2. Brad Holt	30	(09-12)
3. Arnold Gooch	26	(97-98)
4. Ken Chenard	25	(04-05)
5. Rich Turrentine	24	(96-99)
6. Orlando Roman	22	(04-06)
Mark Cohoon	22	(10-13)
8. Edgar Ramirez	18	(09-12)
Brandon Moore	18	(10-12)
10. Robert Carson	15	(10-12)
Erik Turgeon	15	(10-12)

HIT BATSMEN

1. Eric Brown	21	(08-09)
Jason Saenz	21	(01-03)
Mark Cohoon	21	(10-13)
4. Juan Castillo	19	(93-94)
Ken Chenard	19	(04-05)
6. Eric Niesen	18	(09-11)
Joe Cole	18	(02-04)
8. Roy Merritt	17	(09-11)
Bryan Edwards	17	(04-06)
10. Joe Vitko	16	(92,94)
Brandon Moore	16	(10-12)

BALKS

1. Mark Cohoon	8	(10-13)
2. Hector Ramirez	7	(95-96)
3. Jason Saenz	5	(01-03)
Bill Pulsipher	5	(94,97)
5. Eric Niesen	4	(09-11)
Mark Fuller	4	(94-96)
Joe Roa	4	(93-94)
Jeff Tam	4	(94-96)
Tyler Walker	4	(99-01)
Scott Stewart	4	(98-99)

COMPLETE GAMES

1. Arnold Gooch	6	(97-98)
Cory Lidle	6	(96)
3. Juan Castillo	5	(93-94)
Bill Pulsipher	5	(94,97)
5. Nine tied with	4	

SHUTOUTS

1. Bobby J. Jones	4	(92,99)
2. Joe Vitko	3	(92,94)
Denny Harriger	3	(92-93)
4. Arnold Gooch	2	(97-98)
Chris Roberts	2	(94,96-97)
Robert Person	2	(94-95)
Michael Devaney	2	(06-07)
Nelson Figueroa	2	(97-98)
Eric Ludwick	2	(95)
Bob Keppel	2	(03)

HOME RUNS / 9 IP*

1. Zack Wheeler	0.2	(12)
2. Kevin Mulvey	0.3	(06-07)
Greg Langbehn	0.3	(92,94)
Collin McHugh	0.3	(11-12)
Jon Niese	0.3	(08,13)
6. Eight tied with	0.4	

STRIKEOUTS / 9 IP*

1. Eric Cammack	11.4	(99,02-03)
2. Rich Turrentine	10.3	(96-99)
3. Yusmeiro Petit	10.1	(04-05)
4. Jesus Sanchez	9.6	(97)
5. Paul Wilson	9.5	(95-96)
6. Orlando Roman	9.2	(04-06)
7. Zack Wheeler	9.1	(12)
8. Matt Lindstrom	8.8	(05-06)
Collin McHugh	8.8	(11-12)
Octavio Dotel	8.8	(97-98)

WALKS / 9 IP*

1. Joe Roa	1.2	(93-94)
Willie Collazo	1.2	(06)
3. Yusmeiro Petit	1.6	(04-05)
4. Tim McNab	1.8	(05,07,09)
5. Logan Verrett	1.9	(13)
6. Pete Della Ratta	2.0	(99-01)
7. Paul Wilson	2.1	(95-96)
Mark Cohoon	2.1	(10-13)
9. Four tied with	2.2	

STRIKEOUTS / WALKS

1. Yusmeiro Petit	6.35	(04-05)
2. Willie Collazo	4.94	(06)
3. Paul Wilson	4.55	(95-96)
4. Logan Verrett	4.26	(13)
5. Dicky Gonzalez	3.83	(00)
6. Jason Isringhausen	3.66	(94-95)
Pete Della Ratta	3.66	(99-01)
8. Collin McHugh	3.37	(11-12)
9. John Johnstone	3.36	(92)
Joe Roa	3.36	(93-94)

ALL-TIME SEASON FIELDING LEADERS

GAMES			PUTOUTS			ASSISTS		
P Jim McCready	63	(1994)	P Cory Lidle	31	(1996)	P Willie Collazo	38	(2006)
C Brook Fordyce	117	(1992)	C Pedro Grifol	897	(1998)	C Pedro Grifol	81	(1998)
1B Brian Daubach	131	(1995)	1B Brian Daubach	1,137	(1995)	1B Brian Daubach	115	(1996)
2B Doug Saunders	130	(1992)	2B Quilvio Veras	276	(1993)	2B Quilvio Veras	372	(1993)
3B Butch Huskey	138	(1993)	3B Chris Butterfield	108	(1992)	3B Chris Saunders	327	(1996)
SS Jose Coronado	136	(2008)	SS Corey Ragsdale	221	(2006)	SS Jose Coronado	391	(2008)
OF Terrence Long	128	(1998)	OF Juan Lagares	353	(2012)	OF Ron Acuna	21	(2003)
All Chris Saunders	139	(1996)	All Brian Daubach	1,137	(1995)	All Edgardo Alfonzo	408	(1994)
Butch Huskey	139	(1993)						

ERRORS			TOTAL CHANCES			FIELDING PERCENTAGE*		
P Octavio Dotel	7	(1997)	P Cory Lidle	65	(1996)	P Thirteen tied with	1.000	
C Yohanny Valera	14	(1999)	C Pedro Grifol	988	(1998)	C Blake Forsythe	.999	(2013)
1B Bryan Gainey	16	(1999)	1B Brian Daubach	1,245	(1995)	1B Michael Abreu	.993	(2006)
2B Chase Lambin	24	(2004)	2B Quilvio Veras	671	(1993)	2B Danny Muno	.980	(2013)
3B Chris Butterfield	41	(1992)	3B Chris Butterfield	448	(1992)	3B Rodney Nye	.965	(2002)
SS Jose Coronado	30	(2008)	SS Jose Coronado	626	(2008)	SS Wilfredo Tovar	.981	(2013)
OF Ambiorix Concepcion	12	(2008)	OF Juan Lagares	372	(2012)	OF Caleb Stewart	1.000	(2008)
All Chris Butterfield	41	(1992)	All Brian Daubach	1,245	(1995)			

ALL-TIME CAREER FIELDING LEADERS

GAMES			PUTOUTS			ASSISTS		
P Tim Lavigne	160	(02-05-08)	P Mark Guerra	35	(95-98)	P Mark Cohoon	85	(10-13)
C Charlie Green	228	(94-96)	C Pedro Grifol	1,616	(96-98)	C Pedro Grifol	160	(96-98)
1B Brian Daubach	252	(95-96)	1B Brian Daubach	2,245	(95-96)	1B Brian Daubach	213	(95-96)
2B Jesus Azuaje	257	(95-98)	2B Doug Saunders	475	(92-94)	2B Jesus Azuaje	746	(95-98)
3B Chris Saunders	410	(94-97)	3B Rodney Nye	220	(01-03)	3B Chris Saunders	923	(94-97)
SS Jose Coronado	329	(07-11)	SS Jose Coronado	491	(07-11)	SS Jose Coronado	891	(07-11)
OF Jay Davis	292	(93-95)	OF Caleb Stewart	516	(07-09)	OF Jay Davis	30	(93-95)
All Jose Coronado	493	(07-11)	All Brian Daubach	2,245	(95-96)	All Jose Coronado	1,249	(07-11)

ERRORS			TOTAL CHANCES			FIELDING PERCENTAGE*		
P Arnold Gooch	10	(97-98)	P Mark Cohoon	108	(10-13)	P Eight tied with	1.000	
C Pedro Grifol	25	(96-98)	C Pedro Grifol	1,801	(96-98)	C Blake Forsythe	.999	(13)
1B Bryan Gainey	29	(99-00)	1B Brian Daubach	2,479	(95-96)	1B Nick Evans	.998	(08-10)
2B Doug Saunders	31	(92-94)	2B Jesus Azuaje	1,234	(95-98)	2B Jesus Azuaje	.983	(95-98)
3B Chris Saunders	65	(94-97)	3B Chris Saunders	1,190	(94-97)	3B Shawn Bowman	.975	(08-09)
SS Jose Coronado	63	(07-11)	SS Jose Coronado	1,447	(07-11)	SS Wilfredo Tovar	.975	(12-13)
OF Wayne Lydon	22	(04-05)	OF Caleb Stewart	538	(07-09)	OF Caleb Stewart	.993	(07-09)
All Jose Coronado	86	(07-11)	All Brian Daubach	2,479	(95-96)	Jason Tyner	.993	(99)

* P Minimum 113.2 innings
 C Minimum 71 games
 IF & OF Minimum 95 games

B- METS HISTORICAL RECORDS

BATTING

GAMES

INDIVIDUAL, SEASON	
Chris Saunders (1996)	141
INDIVIDUAL, CAREER	
Jose Coronado (07-11)	502

PLATE APPEARANCES

INDIVIDUAL, SEASON	
Chris Saunders (1996)	604
INDIVIDUAL, CAREER	
Jose Coronado (07-11)	1,970
TEAM, SEASON	
2004	5,468

AT BATS

INDIVIDUAL, GAME	
Jay Davis, Frank Jacobs & Chris Saunders @ Portland (7/8/94)	8
INDIVIDUAL, SEASON	
Ricky Otero (1994)	531
INDIVIDUAL, CAREER	
Jose Coronado (07-11)	1,731
TEAM, MOST, SEASON	
1994	4,856

RUNS SCORED

INDIVIDUAL, GAME	
Last: Matt den Dekker v New Britain (8/16/11)	4
INDIVIDUAL, SEASON	
Ricky Otero (1994)	96
INDIVIDUAL, CAREER	
Chris Saunders (94-97)	224
TEAM, INNING	
Last: @ NH, 4 th (4/12/13)	11
TEAM, GAME	
@ Erie (4/11/08)	18
TEAM, MOST, SEASON	
2010	718
TEAM, FEWEST, SEASON	
2009	550

HITS

INDIVIDUAL, GAME	
Last: Josh Rodriguez @ Trenton (6/9/12)	5
INDIVIDUAL, SEASON	
Jason Tyner (1999)	162
INDIVIDUAL, CAREER	
Chris Saunders (94-97)	436
TEAM, INNING	
v Akron (5/17/00)	9
TEAM, GAME	
Last: @ Erie (4/11/08)	22
TEAM, MOST, SEASON	
1994	1,344
TEAM, FEWEST, SEASON	
1992	1,103

DOUBLES

INDIVIDUAL, GAME	
Last: Rhyne Hughes v Trenton, G2 (7/28/13)	3
INDIVIDUAL, SEASON	
Jason Hardtke (1995)	42
INDIVIDUAL, CAREER	
Chris Saunders (94-97)	91
TEAM, GAME	
@ Altoona (7/7/10)	8
TEAM, MOST, SEASON	
2010	312
TEAM, FEWEST, SEASON	
1992	191

TRIPLES

INDIVIDUAL, GAME	
Last: Dustin Martin v Erie (7/15/12)	2
INDIVIDUAL, SEASON	
Wayne Lydon (2005)	13
INDIVIDUAL, CAREER	
Wayne Lydon (04-05)	19
Ricky Otero (93-94)	
TEAM, GAME	
@ Akron (4/30/10)	4
TEAM, MOST, SEASON	
1993	45
TEAM, FEWEST, SEASON	
1997	18

HOME RUNS

INDIVIDUAL, GAME	
Last: Dan Murphy v Reading (5/26/08)	3
INDIVIDUAL, SEASON	
Matt Raleigh (1997)	37
INDIVIDUAL, CAREER	
Brett Harper (04-07)	47
Allan Dykstra (11-13)	
TEAM, INNING	
@ New Britain (8/4/99)	4
TEAM, GAME	
@ Portland (8/15/97)	7
TEAM, MOST, SEASON	
1997	182
TEAM, FEWEST, SEASON	
2009	64

EXTRA-BASE HITS

INDIVIDUAL, SEASON	
Mike Jacobs (2005)	64
INDIVIDUAL, CAREER	
Chris Saunders (94-97)	137
TEAM, MOST, SEASON	
2010	481
TEAM, FEWEST, SEASON	
1992	304

TOTAL BASES

INDIVIDUAL, GAME	
Last: Aaron McNeal v Harrisburg (6/2/02)	13
INDIVIDUAL, SEASON	
Mike Jacobs (2005)	255
INDIVIDUAL, CAREER	
Chris Saunders (94-97)	657
TEAM, GAME*	
v New Britain (6/8/08)	39
TEAM, MOST, SEASON	
2010	2,088
TEAM, FEWEST, SEASON	
1992	1,597

RUNS BATTED IN

INDIVIDUAL, GAME	
Jorge Toca v Reading (6/25/99)	8
INDIVIDUAL, SEASON	
Chris Saunders (1996)	105
INDIVIDUAL, CAREER	
Chris Saunders (94-97)	263
TEAM, GAME	
Last: v New Britain (8/16/11)	17
TEAM, MOST, SEASON	
2010	668
TEAM, FEWEST, SEASON	
1992	492

BATTING AVERAGE*

INDIVIDUAL, SEASON	
Jay Payton (1995)	.345
INDIVIDUAL, CAREER	
Jay Payton (94-96)	.337
TEAM, HIGH, SEASON	
2003	.280
TEAM, LOW, SEASON	
1992	.245

ON-BASE PERCENTAGE*

INDIVIDUAL, SEASON	
Allan Dykstra (2013)	.436
INDIVIDUAL, CAREER	
Quilvio Veras (93)	.430
TEAM, HIGH, SEASON	
2004	.348
TEAM, LOW, SEASON	
1992	.318

SLUGGING PERCENTAGE*

INDIVIDUAL, SEASON	
Tate Seefried (1997)	.621
INDIVIDUAL, CAREER	
Tate Seefried (97)	.621
TEAM, HIGH, SEASON	
2010	.435
TEAM, LOW, SEASON	
1992	.355

B-METS HISTORICAL RECORDS

ON-BASE + SLUGGING*

INDIVIDUAL, SEASON	
Tate Seefried (1997)	1.025
INDIVIDUAL, CAREER	
Tate Seefried (97)	1.025
TEAM, HIGH, SEASON	
2010	.773
TEAM, LOW, SEASON	
1992	.672

STRIKEOUTS

INDIVIDUAL, GAME	
Last: Jon Malo	5
v Altoona (8/20/10, 12 in)	
INDIVIDUAL, SEASON	
Robert Stratton (2001)	201
INDIVIDUAL, CAREER	
Jose Coronado (07-11)	343
TEAM, GAME	
@ Trenton (4/9/09)	18
TEAM, MOST, SEASON	
2001	1,193
TEAM, FEWEST, SEASON	
1994	805

WALKS

INDIVIDUAL, GAME	
Earl Snyder	5
v New Haven (5/20/01)	
INDIVIDUAL, SEASON	
Allan Dykstra (2013)	102
INDIVIDUAL, SEASON, INTENTIONAL	
Tate Seefried (1997)	10
INDIVIDUAL, CAREER	
Allan Dykstra (11-13)	222
INDIVIDUAL, CAREER, INTENTIONAL	
Brian Daubach (95-96)	14
TEAM, GAME	
@ Trenton (6/7/07)	13
TEAM, MOST, SEASON	
1996	572
TEAM, FEWEST, SEASON	
2000	389

STOLEN BASES

INDIVIDUAL, GAME	
Mike Curry	4
v Reading (7/4/01)	
INDIVIDUAL, SEASON	
Esix Sneed (2002)	66
INDIVIDUAL, CAREER	
Wayne Lydon (04-05)	107
TEAM, GAME	
v Trenton (6/7/07)	8
TEAM, MOST, SEASON	
2002	215
TEAM, FEWEST, SEASON	
2010	48

CAUGHT STEALING

INDIVIDUAL, GAME[#]	
Last: Mark Kiger	2
@ Connecticut (8/23/09)	
INDIVIDUAL, SEASON	
Wayne Lydon (2004)	20
INDIVIDUAL, CAREER	
Wayne Lydon (04-05)	34
TEAM, GAME	
Last: v Trenton (7/29/99)	8
TEAM, MOST, SEASON	
2002	93
TEAM, FEWEST, SEASON	
2010	38

DOUBLE PLAYS

INDIVIDUAL, GAME	
Frank Jacobs	3
@ Albany (5/17/94)	
INDIVIDUAL, SEASON	
Juan Centeno (2012)	21
INDIVIDUAL, CAREER	
Jose Coronado (07-11)	42
TEAM, MOST, GAME[#]	
Last: @ Bowie (7/22/12)	4
TEAM, MOST, SEASON	
2009	133
TEAM, FEWEST, SEASON	
1992	68

HIT BY PITCH

INDIVIDUAL, SEASON	
Carlos Gomez (2006)	20
INDIVIDUAL, CAREER	
Allan Dykstra (11-13)	25
TEAM, MOST, SEASON	
2006	81
TEAM, FEWEST, SEASON	
1994	25

SACRIFICE FLIES

INDIVIDUAL, SEASON	
Chris Saunders (1996)	11
INDIVIDUAL, CAREER	
Chris Saunders (94-97)	29
TEAM, MOST, SEASON	
1994 & 1995	55
TEAM, FEWEST, SEASON	
2001	24

SACRIFICE BUNTS

INDIVIDUAL, SEASON	
Wayne Lydon (2005)	19
INDIVIDUAL, CAREER	
Jose Coronado (07-11)	41
TEAM, MOST, SEASON	
2005	95
TEAM, FEWEST, SEASON	
2001	40

LEFT ON BASE

TEAM, NINE INNING GAME[#]	
Last: v Trenton (9/6/13)	15
Eastern Division CS, G3	
TEAM, EXTRA INNING GAME[#]	
@ Trenton (4/9/09, 14 in)	17

* Minimum 384 plate appearances
Since 2008

PITCHING

GAMES

INDIVIDUAL, SEASON	
Jim McCready (1994)	63
INDIVIDUAL, CAREER	
Tim Lavnigne (02-05,08)	160

GAMES STARTED

INDIVIDUAL, SEASON	
Bill Pulsipher (1994)	28
INDIVIDUAL, CAREER	
Mark Cohoon (10-13)	66

INNINGS PITCHED

INDIVIDUAL, GAME[#]	
Last: Darin Gorski	9.0
v Trenton (7/25/13)	
INDIVIDUAL, SEASON	
Bill Pulsipher (1994)	201.0
INDIVIDUAL, CAREER	
Mark Cohoon (10-13)	389.1
TEAM, MOST, SEASON	
1994	1261.1
TEAM, FEWEST, SEASON	
2000	1184.0

WINS

INDIVIDUAL, SEASON	
Cory Lidle (1996)	14
Bill Pulsipher (1994)	
INDIVIDUAL, CAREER	
Mark Cohoon (10-13)	23
TEAM, MOST, SEASON	
2013	86
TEAM, FEWEST, SEASON	
2009 & 1999	54

B-METS HISTORICAL RECORDS

LOSSES

INDIVIDUAL, SEASON		
Jason Saenz (2001)	15	
INDIVIDUAL, CAREER		
Arnold Gooch (97-98)	26	
TEAM, MOST, SEASON		
1999	88	
TEAM, FEWEST, SEASON		
2013	55	

SAVES

INDIVIDUAL, SEASON		
Jeff Walters (2013)	38	
INDIVIDUAL, CAREER		
Jeff Walters (13)	38	
TEAM, MOST, SEASON		
2000	49	
TEAM, FEWEST, SEASON		
2005	26	

EARNED RUN AVERAGE*

INDIVIDUAL, SEASON		
Bobby J. Jones (1992)	1.88	
INDIVIDUAL, CAREER		
Bobby J. Jones (92,99)	2.02	
TEAM, LOWEST, SEASON		
1992	3.12	
TEAM, HIGHEST, SEASON		
2009 & 2010	4.99	

STRIKEOUTS

INDIVIDUAL, GAME		
Paul Wilson @ New Britain (5/19/95)	17	
INDIVIDUAL, SEASON		
Jesus Sanchez (1997)	176	
INDIVIDUAL, CAREER		
Mark Cohoon (10-13)	272	
TEAM, NINE-INNING GAME		
v New Haven (4/10/95)	18	
TEAM, EXTRA-INNING GAME		
v Erie (4/20/06, 14 inn)	20	
TEAM, MOST, SEASON		
2013	1,185	
TEAM, FEWEST, SEASON		
1993	717	

WALKS

INDIVIDUAL, GAME		
Brad Holt v N. Hampshire (5/19/11)	8	
INDIVIDUAL, SEASON		
Bill Pulsipher (1994)	89	
INDIVIDUAL, CAREER		
Jason Saenz (01-03)	175	
TEAM, GAME*		
v Harrisburg (6/7/11, G1)	11	

WALKS (cont)

TEAM, MOST, SEASON		
2003	573	
TEAM, FEWEST, SEASON		
1992	364	
WHIP*		
INDIVIDUAL, SEASON		
Yusmeiro Petit (2005)	0.92	
INDIVIDUAL, CAREER		
Yusmeiro Petit (04-05)	0.95	
TEAM, LOWEST, SEASON		
1992	1.23	
TEAM, HIGHEST, SEASON		
2009	1.51	

OPPONENTS' AVERAGE*

INDIVIDUAL, SEASON		
Tyler Walker (2000)	.191	
INDIVIDUAL, CAREER		
Eric Cammack (99,02-03)	.203	
TEAM, LOWEST, SEASON		
1992 & 1998	.246	
TEAM, HIGHEST, SEASON		
2009	.283	

HITS ALLOWED

INDIVIDUAL, GAME		
Willie Collazo @ Trenton (8/8/06)	14	
INDIVIDUAL, SEASON		
Joe Roa (1993)	190	
INDIVIDUAL, CAREER		
Mark Cohoon (10-13)	426	
TEAM, GAME		
Lst: v Connecticut (6/29/08)	21	
TEAM, MOST, SEASON		
2007	1,364	
TEAM, FEWEST, SEASON		
1992	1,103	

RUNS ALLOWED

INDIVIDUAL, GAME		
Last: Noah Syndergaard @ Bowie (8/26/13)	11	
INDIVIDUAL, SEASON		
Brent Herbison (1999)	115	
INDIVIDUAL, CAREER		
Jose Sanchez (07-09)	203	
Mark Cohoon (10-13)		
TEAM, INNING		
@ N. Hampshire (4/17/10, 4th)	10	
@ Bowie (7/28/07, 9th)		
TEAM, GAME		
@ Trenton (8/23/03)	20	
TEAM, MOST, SEASON		
1999	767	
TEAM, FEWEST, SEASON		
1992	488	

EARNED RUNS ALLOWED

INDIVIDUAL, GAME		
Last: Erik Goeddel @ Bowie (8/29/13)	10	
INDIVIDUAL, SEASON		
Brent Herbison (1999)	97	
INDIVIDUAL, CAREER		
Jose Sanchez (07-09)	178	
TEAM, GAME		
Last: @ N. Hamp (7/7/13)	16	
TEAM, MOST, SEASON		
2010	682	
TEAM, FEWEST, SEASON		
1992	414	

HOME RUNS ALLOWED

INDIVIDUAL, GAME		
Last: Erik Goeddel @ Bowie (8/29/13)	4	
INDIVIDUAL, SEASON		
Juan Castillo (1993)	27	
INDIVIDUAL, CAREER		
Mark Guerra (95-98)	44	
TEAM, INNING		
Last: @ NH (7/7/13, 4th)	4	
TEAM, GAME		
v New Britain (8/19/01)	8	
TEAM, MOST, SEASON		
1997	136	
TEAM, FEWEST, SEASON		
1992	62	

COMPLETE GAMES

INDIVIDUAL, SEASON		
Cory Lidle (1996)	6	
INDIVIDUAL, CAREER		
Arnold Gooch (97-98)	6	
Cory Lidle (96)		
TEAM, MOST, SEASON		
1992	22	
TEAM, FEWEST, SEASON		
1999, 2004 & 2011	1	

SHUTOUTS

INDIVIDUAL, SEASON		
Bobby J. Jones (1992)	4	
INDIVIDUAL, CAREER		
Bobby J. Jones (92,99)	4	
TEAM, MOST, SEASON		
1992	17	
TEAM, FEWEST, SEASON		
2004	2	

WILD PITCHES

INDIVIDUAL, GAME		
Brad Holt @ N. Hampshire (5/19/11)	4	
INDIVIDUAL, CAREER		
Ken Chenard @ Bowie (6/1/04, G1)		

B-METS HISTORICAL RECORDS

WILD PITCHES (cont)

INDIVIDUAL, SEASON		
Brad Holt (2011)	18	
INDIVIDUAL, CAREER		
Jason Saenz (01-03)	33	
TEAM, GAME*		
Last: v N. Britain (7/19/13)	4	
TEAM, MOST, SEASON		
2011	103	
TEAM, FEWEST, SEASON		
1992	31	

HIT BATSMEN

INDIVIDUAL, GAME		
Eric Niesen	4	
@ New Britain (6/5/10)		
INDIVIDUAL, SEASON		
Ken Pumphrey (1999)	15	
INDIVIDUAL, CAREER		
Eric Brown (08-09)	21	
Jason Saenz (01-03)		
Mark Cohoon (10-13)		
TEAM, GAME*		
Lst: v Reading (9/3/11)	4	
TEAM, MOST, SEASON		
2010	90	
TEAM, FEWEST, SEASON		
1998	31	

BALKS

INDIVIDUAL, GAME		
Luis Mateo	2	
v Portland (4/15/13)		
INDIVIDUAL, SEASON		
Hector Ramirez (1995)	5	
Bill Pulsipher (1994)		

BALKS (cont)

INDIVIDUAL, CAREER		
Mark Cohoon (10-12)	8	
TEAM, GAME*		
v Portland (4/15/13)	3	
TEAM, MOST, SEASON		
1995	21	
TEAM, FEWEST, SEASON		
2008	1	

HITS / 9 IP*

INDIVIDUAL, SEASON		
Tyler Walker (2000)	6.1	
INDIVIDUAL, CAREER		
Eric Cammack (99,02-03)	6.3	
TEAM, LOWEST, SEASON		
1992, 1995 & 2013	8.3	
TEAM, HIGHEST, SEASON		
2007 & 2009	9.9	

HOME RUNS / 9 IP*

INDIVIDUAL, SEASON		
Zack Wheeler (2012)	0.2	
Kevin Mulvey (2007)		
Tyler Walker (2000)		
INDIVIDUAL, CAREER		
Zack Wheeler (12)	0.2	
TEAM, LOWEST, SEASON		
1992	0.5	
TEAM, HIGHEST, SEASON		
1997 & 2005	1.0	

STRIKEOUTS / 9 IP*

INDIVIDUAL, SEASON		
Orlando Roman (2005)	10.2	
INDIVIDUAL, CAREER		
Eric Cammack (99,02-03)	11.4	

STRIKEOUTS / 9 IP (cont)*

TEAM, HIGHEST, SEASON		
2013	8.7	
TEAM, LOWEST, SEASON		
1993	5.4	

WALKS / 9 IP*

INDIVIDUAL, SEASON		
Willie Collazo (2006)	1.2	
INDIVIDUAL, CAREER		
Willie Collazo (06)	1.2	
Joe Roa (93-94)		
TEAM, LOWEST, SEASON		
1992	2.7	
TEAM, HIGHEST, SEASON		
2003	4.3	

STRIKEOUTS / WALKS

INDIVIDUAL, SEASON		
Yusmeiro Petit (2005)	7.22	
INDIVIDUAL, CAREER		
Yusmeiro Petit (04-05)	6.35	
TEAM, HIGHEST, SEASON		
2013	2.83	
TEAM, LOWEST, SEASON		
2003	1.63	

PITCHERS USED

TEAM, GAME		
@ Trenton (6/7/07)	7	
TEAM, MOST, SEASON		
2013	32	
TEAM, FEWEST, SEASON		
1992	14	

* Minimum 113.2 innings pitched
Since 2008

DEFENSIVE

ERRORS

INDIVIDUAL, GAME		
Last: Ty Wiggington	4	
@ N. Hampshire (6/24/00)		
INDIVIDUAL, SEASON		
Chris Butterfield (1992)	41	
INDIVIDUAL, CAREER		
Jose Coronado (07-11)	86	
TEAM, GAME*		
Last: v Harrisburg (5/21/11)	6	
TEAM, MOST, SEASON		
1999	190	
TEAM, FEWEST, SEASON		
2009	105	

FIELDING PERCENTAGE

TEAM, HIGHEST, SEASON		
2009	.979	
TEAM, LOWEST, SEASON		
1997 & 1999	.966	

PASSED BALLS

INDIVIDUAL, SEASON		
Salomon Manriquez (2008)	14	
INDIVIDUAL, CAREER		
Salomon Manriquez (08,10-11)	19	
TEAM, MOST, SEASON		
1995	24	
TEAM, FEWEST, SEASON		
1999	7	

CAUGHT STEALING PCT, CATCHERS

INDIVIDUAL, HIGHEST, SEASON		
Charlie Greene (1998)	.553	
INDIVIDUAL, HIGHEST, CAREER		
Javier Gonzalez (93)	.500	
TEAM, HIGHEST, SEASON		
1996	.509	
TEAM, LOWEST, SEASON		
2003	.229	

CAUGHT STEALING PCT, PITCHERS

INDIVIDUAL, HIGHEST, SEASON		
John Carter (1996)	.783	
INDIVIDUAL, HIGHEST, CAREER		
Bryan Rogers (92-94)	.769	

DOUBLE PLAYS

TEAM, MOST, SEASON		
2008	159	
TEAM, FEWEST, SEASON		
2011	102	

POSITION PLAYERS USED

TEAM, MOST, SEASON		
1995	30	
TEAM, FEWEST, SEASON		
1992	14	

B-METS HISTORICAL RECORDS

MISCELLANEOUS

DOUBLEHEADERS

MOST, SEASON	
1992	13
FEWEST, SEASON	
1998 & 1999	3
MOST WON, SEASON	
1993, 2000, 2003	5
MOST LOST, SEASON	
2002	5
MOST SPLIT, SEASON	
1992	7

POSTPONED GAMES

MOST, SEASON	
1992	15
FEWEST, SEASON	
1998 & 1999	3
HOME, MOST, SEASON	
1992	9
AWAY, MOST, SEASON	
2003	8
HOME, FEWEST, SEASON	
1999	1
AWAY, FEWEST, SEASON	
1998, 2010 & 2012	1

LONGEST GAME

INNINGS	
v New Haven (4/23/02)	16
@ Canton/Akron (7/4/95)	
@ Portland (7/8/94)	
TIME, SEVEN-INNING GAME	
@ Trenton (7/9/99)	3:39
TIME, NINE-INNING GAME	
v Trenton (4/27/04)	4:02
TIME, EXTRA-INNING GAME	
@ Trenton (6/3/95, 13 in)	5:30

SHORTEST GAME

TIME, SEVEN-INNING GAME	
@ Harrisburg (6/26/06, G2)	1:18
TIME, NINE-INNING GAME	
v New Haven (9/2/95)	1:42

RUNS SCORED

B-METS, MOST, GAME	
@ Erie (4/11/08, W 18-13)	18
OPPONENT, MOST, GAME	
@ Trenton (8/23/03, L 20-4)	20
COMBINED, MOST, GAME	
@ Erie (4/11/08, W 18-13)	31

ATTENDANCE

HOME, LARGEST, GAME	
v Connecticut (7/17/08)	7,412
HOME, FEWEST, GAME	
v New Hampshire (4/24/12)	919
AWAY, LARGEST, GAME	
@ Bowie (7/19/95)	18,340
AWAY, FEWEST, GAME	
@ Hagerstown (4/13/92)	307
NEUTRAL, MOST, GAME	
vs Portland (8/20/11)	14,515

HOME, HIGHEST, SEASON	
1992	259,183
HOME, LOWEST, SEASON	
2000	184,695

DECIDING MARGINS

LARGEST WINNING MARGIN	
@ Portland (8/15/97, W 16-2)	14
v Bowie (6/20/97, W 16-2)	
LARGEST LOSING MARGIN	
@ Trenton (5/16/97, L 19-2)	17
# Since 2008	

FROM BINGHAMTON TO THE BIG LEAGUES

Of the 613 different players who have worn a Binghamton Mets uniform over the last 22 seasons, only 53 individuals have played for the B-Mets and made their Major League debut with the New York Mets in the same season. Below is the complete list, in order of New York Mets' debut:

Player	Debut	Player	Debut	Player	Debut
Joe Vitko	9/18/92	Jeff Duncan	5/20/03	Jonathon Niese	9/2/08
Butch Huskey	9/8/93	Prentice Redman	8/24/03	Bobby Parnell	9/15/08
Juan Castillo	7/26/94	Danny Garcia	9/2/03	Josh Thole	9/3/09
Jeff Barry	6/9/95	Matt Watson	9/12/03	Tobi Stoner	9/10/09
Jason Isringhausen	7/17/95	David Wright	7/21/04	Jenry Mejia	4/7/10
Robert Person	9/18/95	Jeff Keppinger	8/20/04	Lucas Duda	9/1/10
Paul Wilson	4/4/96	Heath Bell	8/24/04	Mike Nieceas	9/4/10
Jason Hardtke	9/8/96	Joe Hietpas	10/3/04	Josh Stinson	9/2/11
Charlie Greene	9/15/96	Tim Hamulack	9/2/05	Josh Satin	9/4/11
Kevin Morgan	6/15/97	Anderson Hernandez	9/18/05	Chris Schwinden	9/8/11
Carlos Mendoza	9/3/97	Alay Soler	5/24/06	Robert Carson	5/18/12
Jorge Luis Toca	9/12/99	Henry Owens	7/7/06	Elvin Ramirez	6/3/12
Jerrold Riggan	8/29/00	Mike Pelfrey	7/8/06	Josh Edgin	7/13/12
Jason Phillips	9/19/01	Philip Humber	9/24/06	Collin McHugh	8/23/12
Mark Corey	10/2/01	Carlos Muniz	9/25/07	Travis d'Arnaud	8/13/13
Jaime Cerda	6/28/02	Nick Evans	5/24/08	Juan Centeno	9/18/13
Jae Seo	7/21/02	Daniel Murphy	8/2/08	Wilfredo Tovar	9/22/13
Esix Snead	9/3/02	Eddie Kunz	8/3/08		

SINGLE-GAME PITCHING ACHIEVEMENTS

NO-HITTERS

Date	Pitchers	Opponent	Result	Inn
9/12/94	Bill Pulsipher*	@ Harrisburg Senators	W, 2-0	9
5/5/96	Joe Crawford	v Trenton Thunder, G2	W, 1-0	7
8/2/03	Bob Keppel	v Portland Sea Dogs	W, 3-0	9
7/23/06	Miguel Pinango	@ Portland Sea Dogs, G2	W, 7-0	7

ONE-HITTERS

Date	Pitchers	Opponent	Result	Inn
5/31/92	Joe Vitko	v Hagerstown Suns	W, 2-0	9
5/8/95	Paul Wilson	@ Reading Phillies	W, 4-0	9
8/19/00	Dicky Gonzalez	v Portland Sea Dogs	W, 5-2	9
7/13/03	Bob Keppel	@ New Haven Ravens, G1	W, 10-0	7
8/6/04	Ken Chenard	v Trenton Thunder, G2	W, 1-0	7
6/4/09	Eric Brown (7.0) Julio De La Cruz (1.0)	@ Portland Sea Dogs	L, 3-2	9
8/28/09	Eric Niesen#	@ Akron Aeros, G2	W, 3-1	6
8/19/10	Jennry Mejia (7.0) Dylan Owen (2.0)	@ New Hampshire Fisher Cats	W, 5-0	9

TWO-HITTERS

Date	Pitchers	Opponent	Result	Inn
5/28/92	Bobby J. Jones	v Harrisburg Senators	W, 3-0	9
7/16/92	Bobby J. Jones	v Harrisburg Senators, G2	W, 4-0	7
8/15/92	Bobby J. Jones	v New Britain Red Sox, G1	W, 7-0	7
7/18/94	Jason Isringhausen	@ Reading Phillies	W, 7-1	9
4/26/95	Jason Isringhausen	v Harrisburg Senators	W, 6-3	9
6/6/95	Eric Ludwick	v Bowie Baysox	W, 5-0	9
6/19/96	John Carter	v New Haven Ravens	W, 6-1	9
8/5/97	Mark Guerra	@ New Britain Rock Cats, G2	W, 5-2	7
5/23/98	Arnold Gooch	v Reading Phillies	W, 2-0	9
5/30/98	Octavio Dotel	@ New Britain Rock Cats, G1	W, 5-0	7
6/10/98	Nelson Figueroa	@ Reading Phillies	W, 7-0	9
7/15/00	Dicky Gonzalez	@ Akron Aeros, G1	W, 1-0	7
7/20/04	Scott Kazmir	v New Hampshire Fisher Cats	L, 2-0	9
7/6/06	Michael Devaney	@ Bowie Baysox, G2	W, 3-0	7
5/8/07	Ricardo Morales	v Akron Aeros, G2	W, 5-1	7
5/26/10	Eric Niesen (3.1) Edgar Ramirez (3.2) Emary Frederick (1.0) Manny Alvarez (1.0)	v Richmond Flying Squirrels	W, 9-1	9
7/2/10	Chris Schwinden	v Portland Sea Dogs, G1	W, 10-0	7
8/10/12	Mark Cohoon	@ Harrisburg Senators	W, 5-0	9
4/27/13	Logan Verrett (8.0) John Church (1.0)	v Akron Aeros	W, 7-2	9
7/28/13	Noah Syndergaard (6.0) Ryan Fraser (1.0)	v Trenton Thunder, G2	W, 6-1	7

* - Postseason # - Rain-shortened game



EASTERN LEAGUE

Frank A. Hall

AKRON RUBBERDUCKS

CLEVELAND INDIANS

2013 Finish: 5th Western Division, 68-73



2014 FIELD STAFF

Manager: David Wallace
Hitting Coach: Rouglas Odor
Pitching Coach: Jeff Harris
Athletic Trainer: Jeremy Heller
Strength Coach: Jake Sankal

B-METS RECORD VS. FRANCHISE

Overall: 127-157 **As Cleveland Indians Affiliate:** 127-157
Home: 66-82 **As Canton-Akron Indians:** 44-43
Away: 61-75 **As Akron Aeros:** 83-114
Postseason: 3-2

B-METS ALL-TIME RESULTS VS. FRANCHISE

Year	Home	Away	Total	Year	Home	Away	Total	Year	Home	Away	Total
1992*	9-5	7-4	16-9	2000^	2-1	3-1	5-2	2008^	2-5	3-3	5-8
1993*	6-4	4-6	10-10	2001^	2-2	2-1	4-3	2009^	0-3	4-4	4-7
1994*	3-4	3-4	6-8	2002^	0-3	1-3	1-6	2010^	3-5	6-0	9-5
1995*	3-4	2-5	5-9	2003^	2-2	1-4	3-6	2011^	3-3	4-3	7-6
1996*	4-3	3-4	7-7	2004^	2-1	2-1	4-2	2012^	2-4	3-5	5-9
1997^	4-3	3-4	7-7	2005^	4-6	2-5	6-11	2013^	4-2	4-4	8-6
1998^	3-4	0-7	3-11	2006^	3-4	2-6	5-10				
1999^	2-2	2-1	4-3	2007^	3-12	0-0	3-12				

- Canton-Akron Indians ^ - Akron Aeros

B-METS VS. AKRON AEROS IN 2013

Date	Venue	Result	Win	Loss	Save	Att	Time
4/4	Akron	W, 2-1	Montero (1-0)	Salazar (0-1)	Walters (1)	6,273	2:34
4/5	Akron	W, 2-1	Cohoon (1-0)	Martinez, F (0-1)	Leathersich (1)	2,495	2:57
4/6	Akron	W, 7-5	Verrett (1-0)	Packer (0-1)		1,702	3:00
4/7	Akron	L, 13-3	Cook, Co (1-0)	Pill (0-1)		1,771	3:21
4/26	Binghamton	L, 4-0	Salazar (1-3)	Montero (3-1)		2,659	2:57
4/27	Binghamton	W, 7-2	Verrett (4-0)	Packer (0-3)		1,928	2:37
4/28	Binghamton	L, 7-5	Landis (1-1)	Kolarek (0-1)	Stowell (1)	1,842	3:03
5/13	Binghamton	W, 5-2	Montero (4-3)	Packer (1-5)	Walters (10)	1,019	2:32
5/14	Binghamton	W, 7-3	Leathersich (1-0)	Haley (1-1)		1,517	2:42
5/15	Binghamton	W, 9-4	deGrom (1-4)	Cooper (1-1)		1,260	2:34
8/22	Akron	L, 7-3	Murata (6-5)	Cohoon (9-4)		3,410	2:44
8/23	Akron	L, 4-3 (11)	Armstrong (2-3)	Rodriguez (1-2)		7,850	3:20
8/24	Akron	W, 10-2	Gorski (5-1)	Myers (1-2)		7,662	2:45
8/25	Akron	L, 6-2	Stowell (3-1)	Peavy (2-2)		4,686	2:25

B-METS VS. RUBBERDUCKS IN 2014

4/3	BIN	6:35 PM	6/9	@ AKR	7:05 PM
4/4	BIN	7:05 PM	6/10	@ AKR	7:05 PM
4/5	BIN	1:05 PM	6/11	@ AKR	7:05 PM
4/6	BIN	1:05 PM	6/12	@ AKR	7:05 PM
4/28	@ AKR	6:35 PM	8/22	BIN	7:05 PM
4/29	@ AKR	6:35 PM	8/23	BIN	7:05 PM
4/30	@ AKR	10:35 AM	8/24	BIN	1:05 PM

RUBBERDUCKS QUICK FACTS

Ballpark: Canal Park
Capacity / Opened: 7,630 / April 1997
Avg 2013 Attendance: 4,221 (7th)
Dimensions: 331' (LF), 400' (CF), 337' (RF)
Fence Height: 11.5' (LF), 12' (CF), 8' (RF)
Former Team Name: Canton-Akron Aeros ('89-'96)
 Akron Aeros ('97-'13)
League Championships: 2003, 2005, 2009, 2012

ALTOONA CURVE

PITTSBURGH PIRATES



2013 Finish: 6th Western Division, 63-79

2014 FIELD STAFF

Manager: Carlos Garcia
Hitting Coach: Ryan Long
Pitching Coach: Stan Kyles
Athletic Trainer: Mike Zalno
Strength Coach: Alan Burr

B-METS RECORD VS. FRANCHISE

Overall: 63-65 **As Pittsburg Pirates Affiliate:** 63-65
Home: 38-32 **As Altoona Curve:** 63-65
Away: 25-33
Postseason: 0-0

B-METS ALL-TIME RESULTS VS. FRANCHISE

Year	Home	Away	Total	Year	Home	Away	Total	Year	Home	Away	Total
1999	1-3	2-1	3-4	2004	1-1	1-3	2-4	2009	2-2	2-2	4-4
2000	3-0	2-2	5-2	2005	2-1	1-6	3-7	2010	2-4	3-1	5-5
2001	2-2	2-1	4-3	2006	3-0	0-4	3-4	2011	3-4	1-2	4-6
2002	3-1	0-3	3-4	2007	4-2	2-1	6-3	2012	2-5	2-1	4-6
2003	1-3	0-3	1-6	2008	3-1	3-1	6-2	2013	6-3	4-2	10-5

B-METS VS. ALTOONA CURVE IN 2013

Date	Venue	Result	Win	Loss	Save	Att	Time
5/28	Binghamton	W, 8-5	Kolarek (1-1)	Sanz (2-3)	Leathersich (3)	1,444	3:17
5/29	Binghamton	L, 8-4	Kasperek (2-0)	Huchingson (2-1)	Thornton (2)	1,796	3:13
5/30	Binghamton	W, 6-4	Kolarek (2-1)	Miller (0-1)	Walters (13)	3,798	2:58
6/7	Altoona	W, 3-2	Verrett (7-2)	Bromberg (2-6)	Walters (14)	3,929	3:08
6/8	Altoona	W, 9-3	Montero (7-3)	Sadler (6-4)		4,642	2:44
6/9	Altoona	W, 5-2	Leathersich (2-0)	Townsend (1-3)	Walters (15)	5,409	2:32
7/1	Binghamton	W, 4-2	Gorski (2-0)	Miller (1-3)	Walters (21)	2,841	2:58
7/3	Binghamton	L, 6-3	Bromberg (4-8)	Mazzoni (4-3)	Sanz (9)	5,098	3:03
7/30	Altoona	W, 3-2	Cohoon (3-2)	Kingham (3-3)	Walters (30)	4,576	3:24
7/31	Altoona	L, 3-2	Thornton (1-0)	Kolarek (2-2)	Sanz (13)	3,240	2:31
8/1	Altoona	L, 2-1 (13)	Townsend (3-3)	Kolarek (2-3)		2,926	4:06
8/6	Binghamton	W, 6-2 (7)	Niese (1-0)	Navarro (3-5)			1:58
8/6	Binghamton	W, 6-1 (7)	Cohoon (7-3)	Dodson (0-1)		2,552	1:50
8/7	Binghamton	L, 5-4	Sadler (10-5)	Goeddel (9-5)	Sanz (14)	1,695	2:56
8/8	Binghamton	W, 1-0	Gorski (4-1)	Bromberg (5-9)	Walters (33)	3,321	2:24

B-METS VS. CURVE IN 2014

5/13	BIN	6:35 PM	6/5	@ ALT	7:00 PM
5/14	BIN	6:35 PM	6/26	@ ALT	7:00 PM
5/15	BIN	6:35 PM	6/27	@ ALT	7:00 PM
6/3	@ ALT	7:00 PM	6/28	@ ALT	6:00 PM
6/4	@ ALT	7:00 PM	6/29	@ ALT	6:00 PM

CURVE QUICK FACTS

Ballpark: Peoples Natural Gas Field
Capacity / Opened: 7,210 / April 1999
Avg 2012 Attendance: 4,209 (8th)
Dimensions: 325' (LF), 405' (CF), 325' (RF)
Former Ballpark Name: Blair County Ballpark ('99-'11)
League Championships: 2010

BOWIE BAYSOX

BALTIMORE ORIOLES

2013 Finish: 3rd Western Division, 71-71



2014 FIELD STAFF

Manager: Gary Kendall
Hitting Coach: Butch Davis
Pitching Coach: Blaine Beatty
Athletic Trainer: Aaron Scott
Strength Coach: Pat Armstrong

B-METS RECORD VS. FRANCHISE

Overall: 97-115 **As Baltimore Orioles Affiliate:** 97-115
Home: 52-54 **As Bowie Baysox:** 97-115
Away: 45-61
Postseason: 0-0

B-METS ALL-TIME RESULTS VS. FRANCHISE

Year	Home	Away	Total	Year	Home	Away	Total	Year	Home	Away	Total
1993	4-6	4-6	8-12	2000	1-3	1-2	2-5	2007	0-4	0-3	0-7
1994	6-1	2-5	8-6	2001	3-0	1-2	4-2	2008	1-2	4-2	5-4
1995	4-3	3-4	7-7	2002	4-0	1-2	5-2	2009	1-2	1-2	2-4
1996	4-3	3-4	7-7	2003	1-2	0-3	1-5	2010	3-3	1-5	4-8
1997	2-5	3-4	5-9	2004	2-2	3-1	5-3	2011	1-3	2-1	3-4
1998	5-2	5-2	10-4	2005	1-2	2-1	3-3	2012	0-4	1-3	1-7
1999	1-2	2-2	3-4	2006	4-3	4-5	8-8	2013	4-2	2-2	6-4

B-METS VS. BOWIE BAYSOX IN 2013

Date	Venue	Result	Win	Loss	Save	Att	Time
6/14	Binghamton	L, 6-3	Wilson (1-0)	Mazzoni (2-2)	Prado (2)	3,158	2:48
6/15	Binghamton	W, 7-3	Verrett (8-2)	Pettit (3-3)		4,450	3:07
6/16	Binghamton	W, 5-4	Huchingson (3-1)	Schrader (3-1)		2,615	2:38
8/19	Binghamton	W, 3-2 (10)	Bradford (3-1)	Prado (1-1)		2,853	2:55
8/20	Binghamton	L, 4-1	Bischoff (6-2)	Fraser (1-2)	Drake (8)	3,769	2:36
8/21	Binghamton	W, 5-3	Verrett (11-6)	Wilson (7-3)	Walters (36)	4,359	2:49
8/26	Bowie	L, 11-0	Rodriguez (3-3)	Syndergaard (6-1)		2,305	2:30
8/27	Bowie	W, 3-2	Verrett (12-6)	Wilson (7-4)	Walters (37)	2,470	2:44
8/28	Bowie	W, 7-4	Bennett (1-0)	Wright (11-3)		2,378	3:01
8/29	Bowie	L, 13-1	McCutchen (2-0)	Goeddel (9-7)		2,502	3:06

B-METS VS. BAYSOX IN 2014

6/20	@ BOW	6:35 PM	8/1	BIN	7:05 PM
6/21	@ BOW	6:35 PM	8/2	BIN	7:05 PM
6/22	@ BOW	2:05 PM	8/3	BIN	6:35 PM
7/31	BIN	6:35 PM			

BAYSOX QUICK FACTS

Ballpark: Prince George's Stadium
Capacity / Opened: 10,000 / July 1994
Avg 2013 Attendance: 3,715 (10th)
Dimensions: 309' (LF), 405' (CF), 309' (RF)
Fence Height: 8'
Former Ballpark: Memorial Stadium (1993)

ERIE SEAWOLVES

DETROIT TIGERS



2013 Finish: 2nd Western Division, 76-66
Western Division Wild Card

2014 FIELD STAFF

Manager: Lance Parrish
Hitting Coach: Gerald Perry
Pitching Coach: Jaime Garcia
Athletic Trainer: T.J. Saunders
Strength Coach: Fred Murphy

B-METS RECORD VS. FRANCHISE

Overall: 85-69 **As Anaheim Angels Affiliate:** 8-5
Home: 46-34 **As Detroit Tigers Affiliate:** 77-64
Away: 39-35 **As Erie SeaWolves:** 85-69
Postseason: 0-0

B-METS ALL-TIME RESULTS VS. FRANCHISE

Year	Home	Away	Total	Year	Home	Away	Total	Year	Home	Away	Total
1999*	1-2	3-1	4-3	2004	3-0	2-1	5-1	2009	3-4	0-2	3-6
2000*	2-2	2-0	4-2	2005	2-4	3-3	5-7	2010	5-2	3-5	8-7
2001	1-2	1-3	2-5	2006	3-4	2-1	5-5	2011	6-4	5-5	11-9
2002	3-0	1-3	4-3	2007	1-2	1-2	2-4	2012	5-2	5-2	10-4
2003	3-1	3-1	6-2	2008	4-2	5-3	9-5	2013	4-3	3-3	7-6

- Anaheim Angels affiliate

B-METS VS. ERIE SEAWOLVES IN 2013

Date	Venue	Result	Win	Loss	Save	Att	Time
4/8	Erie	W, 7-2	Goeddel (1-0)	Kopp (0-1)		1,712	2:47
4/9	Erie	L, 2-1	Morrison, M (1-0)	Church (0-1)	Souza (2)	942	2:25
4/10	Erie	L, 4-2	Crouse (2-0)	Peavey (0-1)		1,429	2:41
4/29	Binghamton	W, 4-3	Huchingson (1-0)	Morrison, M (1-1)	Walters (7)	1,078	2:43
4/30	Binghamton	W, 6-5	Huchingson (2-0)	Hardy (0-1)	Walters (8)	1,404	2:58
5/1	Binghamton	L, 11-4	Larez (4-0)	Montero (3-2)		1,235	2:27
5/2	Binghamton	L, 9-1	Lobstein (3-2)	Verrett (4-1)		2,978	2:37
6/21	Binghamton	L, 5-2	Lobstein (7-4)	Verrett (8-3)	Souza (15)	3,391	2:27
6/22	Binghamton	W, 6-5 (10)	Walters (4-2)	Robowski (0-2)		4,180	3:11
6/23	Binghamton	W, 7-2	Syndergaard (1-0)	Crouse (4-6)		1,803	2:26
8/9	Erie	W, 7-6 (7)	Kolarek (3-3)	Clinard (1-3)	Huchingson (1)	4,692	2:34
8/10	Erie	L, 6-4	Startup (5-1)	Rodriguez (1-1)	Mercedes (8)	4,755	2:44
8/11	Erie	W, 6-1	Cohoon (8-3)	Garcia (0-3)		2,261	2:41

B-METS VS. SEAWOLVES IN 2014

4/7	v ERI	6:35 PM	7/6	v ERI	6:35 PM
4/8	v ERI	6:35 PM	7/11	@ ERI	7:05 PM
4/9	v ERI	6:35 PM	7/12	@ ERI	7:05 PM
4/25	@ ERI	6:35 PM	7/13	@ ERI	1:35 PM
4/26	@ ERI	4:05 PM	7/14	@ ERI	7:05 PM
4/27	@ ERI	1:35 PM	8/12	v ERI	6:35 PM
6/13	v ERI	7:05 PM	8/13	v ERI	6:35 PM
6/14	v ERI	7:05 PM	8/14	v ERI	6:35 PM
6/15	v ERI	6:35 PM	8/18	@ ERI	7:05 PM
7/4	v ERI	7:05 PM	8/19	@ ERI	7:05 PM
7/5	v ERI	7:05 PM	8/20	@ ERI	7:05 PM

SEAWOLVES QUICK FACTS

Ballpark: Jerry Uht Park
Capacity / Opened: 6,952 / June 1995
Avg 2013 Attendance: 3,086 (11th)
Dimensions: 312' (LF), 400' (CF), 328' (RF)
Former Affiliations: Anaheim Angels ('99-00)

HARRISBURG SENATORS

WASHINGTON NATIONALS



2013 Finish: 1st Western Division, 77-65
Western Division Champions

2014 FIELD STAFF

Manager: Brian Daubach
Pitching Coach: Chris Michalak
Coach: Mark Harris
Coach: Melvin Dorta
Athletic Trainer: Eric Montague
Strength Coach: Tony Rogowski

B-METS RECORD VS. FRANCHISE

Overall: 111-140 **As Montreal/Washington Aff:** 111-140
Home: 59-71 **As Harrisburg Senators:** 111-140
Away: 52-69
Postseason: 6-2

B-METS ALL-TIME RESULTS VS. FRANCHISE

Year	Home	Away	Total	Year	Home	Away	Total	Year	Home	Away	Total
1992*	8-4	4-7	12-11*	2000*	2-1	2-2	4-3	2008	1-2	2-1	3-3
1993*	3-7	4-6	7-13	2001*	2-1	2-2	4-3	2009	1-5	2-4	3-9
1994*	4-5	4-5	8-10*	2002*	1-2	1-3	2-5	2010	1-8	1-1	2-8
1995*	5-2	3-4	8-6	2003*	3-0	1-2	4-2	2011	1-5	2-2	3-7
1996*	2-5	2-5	4-10	2004*	2-2	3-1	5-3	2012	3-3	3-3	6-6
1997*	1-6	2-5	3-11	2005	3-1	1-3	4-4	2013	2-2	5-1	7-3
1998*	5-2	3-4	8-6	2006	5-2	1-2	6-4				
1999*	3-4	3-4	6-8	2007	1-3	2-1	3-4				

- Montreal Expos affiliate * - Includes postseason

B-METS VS. HARRISBURG SENATORS IN 2013

Date	Venue	Result	Win	Loss	Save	Att	Time
5/3	Harrisburg	L, 3-1	Treinen (3-3)	deGrom (0-3)	Barrett (5)	6,073	2:43
5/4	Harrisburg	W, 8-2	Goeddel (2-2)	Demry (1-4)		6,374	3:00
5/5	Harrisburg	W, 6-1	Cohoon (3-0)	Clay (3-1)		4,158	2:36
5/9	Binghamton	L, 6-1	Demry (2-4)	deGrom (0-4)		1,537	2:33
5/10	Binghamton	W, 8-4 (7)	Goeddel (3-2)	Clay (3-2)		3,141	2:16
5/12	Binghamton	L, 3-1 (7)	McCoy (1-0)	Cohoon (3-1)	Barrett (6)		2:19
5/12	Binghamton	W, 9-3 (7)	Mazzoni (1-1)	Karns (3-2)		1,875	2:21
8/2	Harrisburg	W, 3-0	Peavey (1-0)	Hill (2-5)	Walters (31)	5,432	2:32
8/3	Harrisburg	W, 3-2	Verrett (10-6)	Karns (7-5)	Walters (32)	5,143	2:38
8/4	Harrisburg	W, 6-0	Syndergaard (5-0)	Gilliam (3-6)		4,364	2:23

B-METS VS. SENATORS IN 2014

5/8	BIN	6:35 PM	8/8	@ HAR	7:00 PM
5/9	BIN	7:05 PM	8/9	@ HAR	6:00 PM
5/10	BIN	1:05 PM	8/10	@ HAR	2:00 PM
5/11	BIN	1:05 PM			

SENATORS QUICK FACTS

Ballpark: Metro Bank Park
Capacity / Opened: 6,187 / April 1987
Avg 2013 Attendance: 4,121 (9th)
Dimensions: 325' (LF), 400' (CF), 325' (RF)
Former Height: 8'
Former Affiliations: Pittsburgh Pirates ('87-'90)
Former Ballpark: Riverside Stadium ('87-'04)
Names: Commerce Bank Park ('05-'09)
League Championships: 1987, 1993, 1996, 1997, 1998, 1999

NEW BRITAIN ROCK CATS

MINNESOTA TWINS

2013 Finish: 5th Eastern Division, 66-76



2014 FIELD STAFF

Manager: Jeff Smith
Hitting Coach: Chad Allen
Pitching Coach: Stu Cliburn
Athletic Trainer: Chris Johnson
Strength Coach: Tyler Donahue

B-METS RECORD VS. FRANCHISE

Overall: 203-162 **As Boston Red Sox Affiliate:** 34-24
Home: 105-74 **As Minnesota Twins Affiliate:** 169-138
Away: 98-88 **As New Britain Red Sox:** 34-24
Postseason: 1-3 **As Hardware City Rock Cats:** 25-11
As New Britain Rock Cats: 144-127

B-METS ALL-TIME RESULTS VS. FRANCHISE

Year	Home	Away	Total	Year	Home	Away	Total	Year	Home	Away	Total
1992*	7-4	3-6	10-10	2000	7-3	8-2	15-5	2008	6-3	4-6	10-9
1993*	8-2	6-4	14-6	2001	5-5	5-5	10-10	2009	2-5	3-4	5-9
1994*	4-5	6-3	10-8	2002	5-5	7-3	12-8	2010	4-2	3-3	7-5
1995%	5-4	5-4	10-8	2003	6-4	1-9	7-13	2011	3-3	5-3	8-6
1996%	8-1	7-2	15-3	2004	7-3	5-5	12-8	2012	3-3	3-4	6-7
1997	4-5	7-2	11-7	2005	4-6	2-2	6-8	2013	2-1	5-3	7-4
1998	6-5	5-6	11-11*	2006	2-1	2-1	4-2				
1999	4-1	3-7	7-8	2007	3-3	3-4	6-7				

- Boston Red Sox affiliate/New Britain Red Sox % - Hardware City Rock Cats * - Includes postseason

B-METS VS. NEW BRITAIN ROCK CATS IN 2013

Date	Venue	Result	Win	Loss	Save	Att	Time
5/20	New Britain	W, 6-3	Verrett (6-1)	Dean (1-5)	Walters (12)	2,038	2:47
5/21	New Britain	L, 9-3	May (3-2)	deGrom (1-5)		2,558	3:12
5/22	New Britain	W, 8-3	Goeddel (4-2)	Meyer (2-2)		2,880	3:20
5/23	New Britain	L, 1-0	Darnell (4-3)	Cohoon (3-2)	Tonkin (6)	6,201	2:07
7/18	New Britain	W, 4-3	Bradford (1-1)	Hauser (3-2)		3,217	2:47
7/19	New Britain	L, 8-7	Vasquez (3-2)	Fuller (2-2)	Johnson (2)	4,335	3:31
7/20	New Britain	W, 10-2	Mejia (2-0)	May (6-6)		4,416	3:28
7/21	New Britain	W, 5-3	Goeddel (9-3)	Dean (5-10)	Walters (26)	5,096	3:09
8/16	Binghamton	W, 1-0	Syndergaard (6-0)	De Vries (0-2)	Walters (35)	4,146	2:33
8/17	Binghamton	W, 5-4	Cohoon (9-3)	O'Rourke (0-1)	Bradford (1)	2,692	2:39
8/18	Binghamton	L, 5-3	Baxendale (5-6)	Goeddel (9-6)	Watts (6)	3,198	2:30

B-METS VS. ROCK CATS IN 2014

5/23	BIN	7:05 PM	6/8	BIN	1:05 PM
5/24	BIN	7:05 PM	6/30	@ NBR	7:05 PM
5/25	BIN	6:35 PM	7/1	@ NBR	7:05 PM
5/26	BIN	1:05 PM	7/2	@ NBR	7:05 PM
5/30	@ NBR	6:35 PM	7/3	@ NBR	7:05 PM
5/31	@ NBR	6:35 PM	8/25	BIN	6:35 PM
6/1	@ NBR	1:35 PM	8/26	BIN	6:35 PM
6/6	BIN	7:05 PM	8/27	BIN	6:35 PM
6/7	BIN	7:05 PM	8/28	BIN	6:35 PM

ROCK CATS QUICK FACTS

Ballpark: New Britain Stadium
Capacity / Opened: 6,146 / April 1996
Avg 2013 Attendance: 4,653 (6th)
Dimensions: 330' (LF), 400' (CF), 330' (RF)
Fence Height: 16'
Former Affiliations: Boston Red Sox ('83-'94)
Former Team Names: New Britain Red Sox ('83-'94)
 Hardware City Rock Cats ('95-'96)
League Championships: 1983, 2001

NEW HAMPSHIRE FISHER CATS

TORONTO BLUE JAYS

2013 Finish: 3rd Eastern Division, 68-72



2014 FIELD STAFF

Manager: Bobby Meacham
Hitting Coach: Jon Nunnally
Pitching Coach: Jim Czajkowski
Athletic Trainer: Bob Tarpey
Strength Coach: Brian Pike

B-METS RECORD VS. FRANCHISE

Overall: 87-95 **As Toronto Blue Jays Affiliate:** 87-95
Home: 47-46 **As New Hampshire Fisher Cats:** 87-95
Away: 40-49
Postseason: 1-3

B-METS ALL-TIME RESULTS VS. NEW HAMPSHIRE FISHER CATS

Year	Home	Away	Total	Year	Home	Away	Total	Year	Home	Away	Total
2004	4-7	5-8	9-15*	2008	3-4	2-1	5-5	2012	5-5	5-5	10-10
2005	6-6	6-5	12-11	2009	1-6	3-4	4-10	2013	4-3	7-5	11-8
2006	10-0	2-4	12-4	2010	5-6	6-5	11-11				
2007	5-5	2-5	7-10	2011	4-4	2-7	6-11				

* - Includes postseason

B-METS VS. NEW HAMPSHIRE FISHER CATS IN 2013

Date	Venue	Result	Win	Loss	Save	Att	Time
4/11	Binghamton	L, 3-1	McGuire (1-1)	Church (0-2)	Beck (3)	2,085	2:18
4/12	Binghamton	W, 15-7	Cohoon (2-0)	Brummett (0-1)		1,353	3:37
4/13	Binghamton	L, 6-1	Tepera (2-0)	Goeddel (1-1)	Hernandez, Fe (1)	1,737	2:58
4/14	Binghamton	W, 6-3	Montero (2-0)	Bibens-Dirkx (1-2)	Walters (2)	1,187	2:39
4/18	Manchester	W, 4-3	Pill (1-1)	Spoone (0-2)	Walters (4)	3,313	2:41
4/19	Manchester	L, 5-2	Bibens-Dirkx (2-2)	Goeddel (1-2)	Beck (4)	3,804	2:42
4/20	Manchester	W, 3-0	Montero (3-0)	Walden (0-3)	Walters (5)	2,843	2:46
4/21	Manchester	W, 15-2	Verrett (3-0)	McGuire (1-2)		7,463	3:18
5/31	Manchester	L, 8-7	McGuire (3-5)	Verrett (2-1)	Brummett (2)	4,493	2:31
6/1	Manchester	W, 6-0	Montero (6-3)	Tepera (5-4)		6,037	2:47
6/2	Manchester	W, 7-2	deGrom (2-5)	Nolin (2-1)		6,438	2:59
7/4	Manchester	W, 7-6	Fuller (2-0)	Walden (5-9)	Walters (22)	5,472	3:09
7/5	Manchester	L, 6-5	Gracey (1-0)	Fraser (0-1)	Farina (3)	4,124	2:44
7/6	Manchester	W, 14-3	Syndergaard (2-0)	Tepera (6-6)		3,782	3:06
7/7	Manchester	L, 16-5	Stroman (5-2)	Goeddel (7-3)		4,173	3:01
7/8	Manchester	L, 7-6	Gracey (2-0)	Church (2-4)		3,602	3:49
8/30	Binghamton	W, 3-0	Gorski (6-1)	McGuire (9-10)	Walters (38)	5,719	2:08
8/31	Binghamton	W, 6-2	Fuller (3-2)	Walden (6-14)		5,148	2:34
9/1	Binghamton	L, 8-1	Stroman (9-5)	Cohoon (9-5)		2,598	2:30

B-METS VS. FISHER CATS IN 2014

4/10	@ NH	6:35 PM	5/16	@ NH	6:35 PM
4/11	@ NH	6:35 PM	5/17	@ NH	5:35 PM
4/12	@ NH	1:35 PM	5/18	@ NH	1:35 PM
4/13	@ NH	1:35 PM	5/27	BIN	6:35 PM
4/17	BIN	6:35 PM	5/28	BIN	6:35 PM
4/18	BIN	7:05 PM	5/29	BIN	10:35 AM
4/19	BIN	1:05 PM	7/28	BIN	6:35 PM
5/5	@ NH	6:35 PM	7/29	BIN	6:35 PM
5/6	@ NH	6:35 PM	7/30	BIN	6:35 PM
5/7	@ NH	6:35 PM			

FISHER CATS QUICK FACTS

Ballpark: Northeast Delta Dental Stadium
Capacity / Opened: 6,500 / April 2005
Avg 2013 Attendance: 5,125 (4th)
Dimensions: 326' (LF), 400' (CF), 306' (RF)
Fence Height: 12'
Former Ballpark Names: Fisher Cats Ballpark ('05)
 Merchantsauto.com Stadium ('06-'11)
League Championships: 2004, 2011

PORTLAND SEA DOGS

BOSTON RED SOX



2013 Finish: 4th Eastern Division, 68-73

2014 FIELD STAFF

Manager: Bill McMillon
Hitting Coach: Rich Gedman
Pitching Coach: Bob Kipper
Athletic Trainer: Brandon Henry
Strength Coach:

B-METS RECORD VS. FRANCHISE

Overall: 195-178 **As Florida Marlins Affiliate:** 90-79
Home: 103-86 **As Boston Red Sox Affiliate:** 105-99
Away: 92-92 **As Portland Sea Dogs:** 195-178
Postseason: 2-3

B-METS ALL-TIME RESULTS VS. FRANCHISE

Year	Home	Away	Total	Year	Home	Away	Total	Year	Home	Away	Total
1994*	6-3	6-3	12-6	2001*	5-5	6-4	11-9	2008	0-4	2-5	2-9
1995*	5-4	3-6	8-10	2002*	5-5	5-4	10-9	2009	5-6	3-7	8-13
1996*	7-4	5-7	12-11*	2003	8-2	4-6	12-8	2010	5-5	4-6	9-11
1997*	3-6	4-5	7-11	2004	3-7	6-4	9-11	2011	5-5	5-5	10-10
1998*	6-3	5-4	11-7	2005	6-2	3-5	9-7	2012	7-1	6-5	13-6
1999*	5-5	2-4	7-9	2006	2-6	7-4	9-10	2013	8-4	5-3	13-7
2000*	7-3	5-4	12-7	2007	5-6	6-1	11-7				

- Florida Marlins affiliate

* - Includes postseason

B-METS VS. PORTLAND SEA DOGS IN 2013

Date	Venue	Result	Win	Loss	Save	Att	Time
4/15	Binghamton	L, 7-4	Ranaudo (1-0)	Mateo (0-1)		1,233	3:11
4/16	Binghamton	W, 7-3	Verrett (2-0)	Britton (1-2)	Walters (3)	1,085	2:54
4/17	Binghamton	L, 1-0	Workman (3-0)	deGrom (0-1)	Martin, C (1)	1,117	2:09
4/22	Portland	L, 8-2	Couch (1-0)	deGrom (0-2)		2,448	2:44
4/23	Portland	L, 9-8 (10)	Huntzinger (1-0)	Church (0-3)		3,291	4:03
4/24	Portland	W, 8-6	Church (1-3)	Kaminska (0-3)	Walters (6)	3,039	3:16
5/17	Portland	W, 6-3	Church (2-3)	Couch (1-1)	Walters (11)	7,311	3:03
5/18	Portland	L, 10-7	Huntzinger (3-0)	Walters (0-1)		5,663	3:31
5/19	Portland	W, 8-5	Mazzoni (2-1)	Britton (3-4)	Leathersich (2)	6,306	2:58
5/24	Binghamton	L, 10-9	Couch (3-1)	Walters (0-2)	Huntzinger (11)	4,312	3:57
5/25	Binghamton	W, 3-2 (10)	Walters (1-2)	Latimer (0-4)		2,138	2:55
5/26	Binghamton	W, 5-0	Montero (5-3)	Haeger (1-2)		3,966	2:28
5/27	Binghamton	W, 6-5	Walters (2-2)	Kehrt (0-1)		2,180	3:13
6/24	Portland	W, 3-0	Goeddel (7-2)	Ranaudo (7-2)	Walters (18)	4,280	2:35
6/25	Portland	W, 6-5	Mazzoni (4-2)	Balcom-Miller (0-1)	Walters (19)	4,090	3:10
7/11	Binghamton	W, 4-0 (7)	Fraser (1-1)	McCarthy (0-2)		2,809	2:05
7/12	Binghamton	L, 8-5 (15)	Dent (1-0)	Bradford (0-1)		3,872	5:02
7/13	Binghamton	W, 5-2 (7)	Gorski (3-0)	Doyle (0-2)	Walters (24)		1:57
7/13	Binghamton	W, 6-0 (7)	Mejia (1-0)	Kehrt (0-3)		2,815	2:12
7/14	Binghamton	W, 4-0	Goeddel (8-3)	Barnes (4-6)		2,547	3:07

B-METS VS. SEA DOGS IN 2014

4/14 @ POR 6:00 PM	5/20 @ POR 6:00 PM
4/15 @ POR 6:00 PM	5/21 @ POR 6:00 PM
4/16 @ POR 6:00 PM	5/22 @ POR 6:00 PM
4/21 BIN 6:35 PM	7/7 BIN 6:35 PM
4/22 BIN 6:35 PM	7/8 BIN 6:35 PM
4/23 BIN 6:35 PM	7/9 BIN 6:35 PM
4/24 BIN 6:35 PM	7/10 BIN 6:35 PM
5/2 BIN 7:05 PM	7/21 @ POR 7:00 PM
5/3 BIN 1:05 PM	7/22 @ POR 7:00 PM
5/4 BIN 1:05 PM	7/23 @ POR 6:00 PM
5/19 @ POR 6:00 PM	

SEA DOGS QUICK FACTS

Ballpark: Hadlock Field
Capacity / Opened: 7,368 / April 1994
Avg 2013 Attendance: 5,096 (5th)
Dimensions: 315' (LF), 400' (CF), 330' (RF)
Fence Height: 37' (LF), 8' (CF & RF)
Former Affiliations: Florida Marlins ('94-02)
League Championships: 2006

READING FIGHTIN PHILS

PHILADELPHIA PHILLIES



2013 Finish: 6th Eastern Division, 62-80

2014 FIELD STAFF

Manager: Dusty Wathan
Hitting Coach: Rob Ducey
Pitching Coach: Dave Lundquist
Athletic Trainer: Jonathan May
Strength Coach: Justin Miloszewski

B-METS RECORD VS. FRANCHISE

Overall: 111-132 **As Philadelphia Phillies Affiliate:** 111-132
Home: 54-65 **As Reading Phillies:** 111-132
Away: 57-67
Postseason: 0-0

B-METS ALL-TIME RESULTS VS. FRANCHISE

Year	Home	Away	Total	Year	Home	Away	Total	Year	Home	Away	Total
1992*	5-5	7-3	12-8	2000*	4-0	0-3	4-3	2008*	4-3	3-1	7-4
1993*	3-7	4-6	7-13	2001*	0-3	1-3	1-6	2009*	2-1	3-3	5-4
1994*	4-3	6-1	10-4	2002*	2-1	1-3	3-4	2010*	2-0	2-3	4-3
1995*	2-5	4-3	6-8	2003*	0-3	1-2	1-5	2011*	2-5	2-2	4-7
1996*	5-2	3-4	8-6	2004*	0-4	2-2	2-6	2012*	1-2	3-7	4-9
1997*	1-6	3-4	4-10	2005*	2-2	1-2	3-4	2013	2-1	2-1	4-2
1998*	6-1	4-3	10-4	2006*	5-3	2-1	7-4				
1999*	2-5	1-6	3-11	2007*	0-3	2-4	2-7				

- Reading Phillies

B-METS VS. READING FIGHTIN PHILS IN 2013

Date	Venue	Result	Win	Loss	Save	Att	Time
7/22	Binghamton	L, 5-4 (7)	Rosin (8-4)	Verrett (9-5)	Shreve (1)	5,183	2:13
7/23	Binghamton	W, 6-3	Syndergaard (3-0)	Biddle (4-10)	Walters (27)	2,676	3:21
7/24	Binghamton	W, 6-3	Cohoon (5-3)	Buchanan (6-10)	Walters (28)	2,411	2:30
8/13	Reading	L, 7-6	Sosa (3-2)	Walters (4-3)		6,317	3:27
8/14	Reading	W, 4-3	Bradford (2-1)	Simon (1-5)	Walters (34)	6,635	3:09
8/15	Reading	W, 9-3	Peavey (2-1)	Sosa (3-3)		6,778	2:44

B-METS VS. FIGHTIN PHILS IN 2014

6/23	BIN	6:35 PM	8/15 @ REA	7:05 PM
6/24	BIN	6:35 PM	8/16 @ REA	6:35 PM
6/25	BIN	6:35 PM	8/17 @ REA	5:05 PM

FIGHTIN PHILS QUICK FACTS

Ballpark: FirstEnergy Stadium
Capacity / Opened: 9,000 / April 1951
Avg 2013 Attendance: 6,321 (2nd)
Dimensions: 330' (LF), 400' (CF), 330' (RF)
Former Team Names: Reading Phillies ('67-'12)
Former Ballpark Names: Reading Municipal Memorial Stadium
 GPU Stadium
League Championships: 1968, 1973, 1995, 2001

RICHMOND FLYING SQUIRRELS

SAN FRANCISCO GIANTS



2013 Finish: 4th Western Division, 70-72

2014 FIELD STAFF

Manager: Russ Morman
Hitting Coach: Ken Joyce
Pitching Coach: Ross Grimsley
Athletic Trainer: David Getsoff
Strength Coach: Adam Vish

B-METS RECORD VS. FRANCHISE

Overall: 13-12 **As San Francisco Giants Affiliate:** 13-12
Home: 6-7 **As Richmond Flying Squirrels:** 13-12
Away: 7-5
Postseason: 0-0

B-METS ALL-TIME RESULTS VS. FRANCHISE

Year	Home	Away	Total	Year	Home	Away	Total	Year	Home	Away	Total
2010	2-2	2-1	4-3	2012	1-2	2-1	3-3	2013	1-2	2-1	3-3
2011	2-1	1-2	3-3								

B-METS VS. RICHMOND FLYING SQUIRRELS IN 2013

Date	Venue	Result	Win	Loss	Save	Att	Time
6/19	Richmond	L, 3-2 (8)	Vessella (3-2)	Huchingson (3-2)			2:58
6/19	Richmond	W, 8-1 (7)	Gorski (1-0)	Rogers (4-4)		4,768	2:20
6/20	Richmond	W, 4-3	Mazzoni (3-2)	Gloor (5-2)	Walters (17)	7,081	3:06
7/15	Binghamton	W, 7-3	Verrett (9-4)	Rogers (5-6)		1,817	2:26
7/16	Binghamton	L, 9-3	Gloor (7-5)	Cuan (0-1)		2,435	2:45
7/17	Binghamton	L, 6-5	Westcott (4-9)	Fuller (2-1)		5,229	3:30

B-METS VS. FLYING SQUIRRELS IN 2014

6/17	BIN	6:35 PM	8/7	@ RIC	7:05 PM
6/18	BIN	6:35 PM	8/29	@ RIC	7:05 PM
6/19	BIN	6:35 PM	8/30	@ RIC	6:05 PM
8/5	@ RIC	7:05 PM	8/31	@ RIC	1:35 PM
8/6	@ RIC	7:05 PM	9/1	@ RIC	12:05 PM

FLYING SQUIRRELS QUICK FACTS

Ballpark: The Diamond
Capacity / Opened: 9,560 / April 1985
Avg 2013 Attendance: 6,689 (1st)
Dimensions: 330' (LF), 402' (CF), 330' (RF)

TRENTON THUNDER

NEW YORK YANKEES



2013 Finish: 2nd Eastern Division, 74-67
Eastern League Champions

2014 FIELD STAFF

Manager: Tony Frankin
Hitting Coach: Marcus Thames
Pitching Coach: Tommy Phelps
Athletic Trainer: Lee Meyer
Strength Coach: Orlando Crance

B-METS RECORD VS. FRANCHISE

Overall: 155-177 **As Detroit Tigers Affiliate:** 9-4
Home: 84-73 **As Boston Red Sox Affiliate:** 63-74
Away: 71-104 **As New York Yankees Affiliate:** 83-99
Postseason: 0-3 **As Trenton Thunder:** 155-177

B-METS ALL-TIME RESULTS VS. FRANCHISE

Year	Home	Away	Total	Year	Home	Away	Total	Year	Home	Away	Total
1994*	3-4	6-0	9-4	2001 ¹	5-5	6-4	11-9	2008	3-4	3-4	6-8
1995 ¹	1-6	3-4	4-10	2002 ¹	7-3	5-5	12-8	2009	5-4	4-6	9-10
1996 ¹	3-4	3-4	6-8	2003	5-4	4-6	9-10	2010	2-1	1-9	3-10
1997 ¹	3-4	1-6	4-10	2004	8-3	4-6	12-9	2011	2-1	4-6	6-7
1998 ¹	5-2	5-2	10-4	2005	6-1	1-5	7-6	2012	4-6	2-1	6-7
1999 ¹	4-7	1-9	5-16	2006	1-2	5-9	6-11	2013	7-6	3-4	10-10*
2000 ¹	6-4	5-5	11-9	2007	4-2	5-9	9-11				

- Detroit Tigers affiliate 1 - Boston Red Sox affiliate * - Includes postseason

B-METS VS. TRENTON THUNDER IN 2013

Date	Venue	Result	Win	Loss	Save	Att	Time
5/6	Trenton	L, 5-0	Tracy (3-2)	Mazzoni (0-1)		3,511	2:48
5/7	Trenton	L, 5-1	Romanski (2-0)	Montero (3-3)	Burawa (1)	3,980	2:26
5/8	Trenton	W, 3-1	Verrett (5-1)	Turley (3-2)	Walters (9)	4,302	2:42
6/4	Binghamton	W, 8-0	Goeddel (5-2)	Nuding (2-7)		3,041	2:43
6/5	Binghamton	L, 10-6	O'Brien (4-0)	Cohoon (3-3)		1,907	3:03
6/6	Binghamton	W, 5-4	Walters (3-2)	Lewis (0-2)		4,388	2:45
6/11	Trenton	W, 6-5	Goeddel (6-2)	O'Brien (4-1)	Walters (16)	4,937	3:17
6/12	Trenton	W, 6-1	Atchison (1-0)	Tracy (4-4)		4,041	3:27
6/28	Binghamton	W, 7-3	Mazzoni (4-2)	Nuding (2-9)	Kolarek (1)	2,169	2:54
6/29	Binghamton	L, 4-2 (7)	Greene (2-1)	Verrett (8-4)	Kahnle (10)		1:59
6/29	Binghamton	W, 4-3 (7)	Cohoon (4-3)	O'Brien (5-3)	Walters (19)	3,675	1:59
6/30	Binghamton	W, 5-4	Fuller (1-0)	Arrebatto (0-1)	Walters (20)	2,765	3:07
7/25	Binghamton	L, 2-0	Turley (8-5)	Gorski (3-1)	Kahnle (12)	3,188	2:31
7/26	Binghamton	L, 4-1 (7)	Arrebatto (2-1)	Goeddel (9-4)	Burawa (3)		2:30
7/26	Binghamton	W, 4-1 (7)	Rodriguez (1-0)	O'Brien (5-6)	Walters (29)	3,888	1:49
7/28	Binghamton	L, 1-0 (7)	Herndon (1-0)	Verrett (9-6)	Kahnle (13)		2:01
7/28	Binghamton	W, 6-1 (7)	Syndergaard (4-0)	Nuding (5-11)		5,822	2:01
9/4*	Trenton	L, 6-5 (10)	Venzitte (1-0)	Walters (0-1)		2,723	3:48
9/5*	Trenton	L, 2-1	Nuding (1-0)	Gorski (0-1)	Kahnle (1)	2,877	2:26
9/6*	Binghamton	L, 3-0	Greene (1-0)	Verrett (0-1)	Burawa (1)	4,360	3:29

* - Eastern Division Championship Series

B-METS VS. THUNDER IN 2014

7/17	BIN	6:35 PM	7/24	@ TRN	7:05 PM
7/18	BIN	7:05 PM	7/25	@ TRN	7:05 PM
7/19	BIN	7:05 PM	7/26	@ TRN	7:05 PM
7/20	BIN	1:05 PM	7/27	@ TRN	1:05 PM

THUNDER QUICK FACTS

Ballpark: Arm & Hammer Park
Capacity / Opened: 6,150 / May 1994
Avg 2013 Attendance: 5,373 (3rd)
Dimensions: 330' (LF), 407' (CF), 330' (RF)
Field Height: 8'
Former Affiliations: Boston Red Sox ('95-'02)
Detroit Tigers ('85-'94)
Former Ballpark Names: Waterfront Park ('94-'12)
League Championships: 2007, 2008, 2013

PRE-GAME SCHEDULE

	7:05 PM	6:35 PM	1:05 PM	10:35 AM
Individual Extra Workouts	1:45	1:00	—	—
Extra BP on Field	2:15	1:30	—	—
Stretch	2:45	2:15	9:40	—
Home Infield	3:35	3:05	10:15	—
Home Batting Practice	4:10	3:40	10:35	—
Visitor Batting Practice	5:15	4:45	11:15	—
Visitor Infield	6:00	5:30	12:00	—
Pre-Game Stretch	6:35	6:05	12:35	10:00

MEDIA POLICIES

CREDENTIALS:

- All credential requests must be made by contacting the Binghamton Mets Director of Broadcasting & Media Relations: Tim Heiman (timheiman@bmets.com)
- Following approval, credentials may be picked up at the NYSEG Stadium Box Office

PRESS BOX:

- Lineups, game notes, statistics, media guides and all other game-related information will be provided in the press box
- Seating in the NYSEG press box is limited and therefore not guaranteed
- Outlets for wired internet are available
- Wireless internet is not available at NYSEG Stadium
- Box scores will be distributed in the press box following the game
- Press box will close 70 minutes after the final out

FIELD ACCESS:

- During batting practice, media members are allowed in the dugout and on the field, but must remain on the warning track
- No media member is permitted to enter the B-Mets or visiting dugout via the clubhouse. The field may only be accessed via the stands
- No field access will be permitted starting one hour prior to first pitch

CLUBHOUSE:

- Clubhouses will close one hour before first pitch and reopen ten minutes after final out
- B-Mets and visiting clubhouses are open prior to games only to those possessing "Media" passes
- Those possessing "Photo" or "Visitor" passes are not permitted in the clubhouses
- No still photography is permitted in the clubhouses
- No media member is permitted in the training room, players' lounges or batting tunnel

