

2013 MEDIA GUIDE



2013 BINGHAMTON METS SCHEDULE

SUN	MON	TUE	WED	THU	FRI	SAT
APRIL				4 AKR 6:35	5 AKR 6:35	6 AKR 2:05
7 AKR 2:05	8 ERI 6:35	9 ERI 6:35	10 ERI 12:35	11 NH 6:35	12 NH 7:05	13 NH 1:05
14 NH 1:05	15 POR 6:35	16 POR 6:35	17 POR 6:35	18 NH 6:35	19 NH 6:35	20 NH 1:35
21 NH 1:35	22 POR 6:00	23 POR 6:00	24 POR 6:00	25	26 AKR 7:05	27 AKR 1:05
28 AKR 1:05	29 ERI 6:35	30 ERI 6:35				

SUN	MON	TUE	WED	THU	FRI	SAT
MAY			1 ERI 6:35	2 ERI 6:35	3 HAR 7:00	4 HAR 7:00
5 HAR 2:00	6 TRN 7:05	7 TRN 7:05	8 TRN 7:05	9 HAR 6:35	10 HAR 7:05	11 HAR 1:05
12 HAR 1:05	13 AKR 6:35	14 AKR 6:35	15 AKR 6:35	16	17 POR 6:00	18 POR 1:00
19 POR 1:00	20 NBR 6:35	21 NBR 6:35	22 NBR 6:35	23 NBR 10:35 AM	24 POR 7:05	25 POR 7:05
26 POR 6:35	27 POR 1:05	28 ALT 6:35	29 ALT 6:35	30 ALT 10:35 AM	31 NH 7:05	

SUN	MON	TUE	WED	THU	FRI	SAT
JUNE						1 NH 7:05
2 NH 1:35	3	4 TRN 6:35	5 TRN 6:35	6 TRN 10:35 AM	7 ALT 7:00	8 ALT 6:00
9 ALT 6:00	10	11 TRN 7:05	12 TRN 7:05	13 TRN 7:05	14 BOW 7:05	15 BOW 7:05
16 BOW 1:05	17	18 RIC 6:35	19 RIC 6:35	20 RIC 6:35	21 ERI 7:05	22 ERI 7:05
23 ERI 1:05	24 POR 7:00	25 POR 7:00	26 POR 7:00	27 TRN 6:35	28 TRN 7:05	29 TRN 7:05
30 TRN 1:05						

SUN	MON	TUE	WED	THU	FRI	SAT
JULY						
	1 ALT 6:35	2 ALT 6:35	3 ALT 6:35	4 NH 7:05	5 NH 7:05	6 NH 7:05
7 NH 5:05	8 NH 12:05	9	10 NBR All-Star	11 POR 6:35	12 POR 7:05	13 POR 7:05
14 POR 1:05	15 RIC 6:35	16 RIC 6:35	17 RIC 1:05	18 NBR 7:05	19 NBR 7:05	20 NBR 7:05
21 NBR 6:35	22 REA 6:35	23 REA 6:35	24 REA 6:35	25 TRN 6:35	26 TRN 7:05	27 TRN 7:05
28 TRN 6:35	29	30 ALT 7:00	31 ALT 7:00			

SUN	MON	TUE	WED	THU	FRI	SAT
AUGUST				1 ALT 7:00	2 HAR 7:00	3 HAR 7:00
4 HAR 2:00	5	6 ALT 6:35	7 ALT 6:35	8 ALT 6:35	9 ERI 7:05	10 ERI 7:05
11 ERI 1:35	12	13 REA 7:05	14 REA 7:05	15 REA 7:05	16 NBR 7:05	17 NBR 7:05
18 NBR 6:35	19 BOW 6:35	20 BOW 6:35	21 BOW 6:35	22 AKR 7:05	23 AKR 7:05	24 AKR 7:05
25 AKR 2:05	26 BOW 7:05	27 BOW 7:05	28 BOW 7:05	29 BOW 7:05	30 NH 7:05	31 NH 7:05

SUN	MON	TUE	WED	THU	FRI	SAT
1 NH 6:35	2 NH 1:05	SEPTEMBER				

TABLE OF CONTENTS

Binghamton Mets

Binghamton Mets Front Office.....	4
Binghamton Mets 2013 Field Staff.....	5-7
Manager, Pedro Lopez.....	5
Coaches, Luis Natera & Glenn Abbott.....	6
Staff, Matt Hunter & Dustin Clarke.....	7
Binghamton Mets Quick Facts.....	8
NYSEG Stadium.....	8

Team History

Binghamton Mets History.....	10-11
Binghamton Mets All-Time Roster.....	12-15
Binghamton Mets Managers.....	16
Binghamton Mets Most Valuable Players.....	16
Binghamton's Baseball Shrine.....	16
B-Mets Year-by-Year Record.....	17
Team Batting Totals by Year.....	18
Team Pitching Totals by Year.....	19
B-Mets Yearly Batting Leaders.....	20-21
B-Mets Yearly Pitching Leaders.....	22-23
Year-by-Year Attendance.....	24
Single-Game Attendance Records.....	24
Postseason.....	25-30

Team Records

All-Time Season Batting Leaders.....	32-33
All-Time Career Batting Leaders.....	34-35
All-Time Season Pitching Leaders.....	36-37
All-Time Career Pitching Leaders.....	38-39
All-Time Season Fielding Leaders.....	40
All-Time Career Fielding Leaders.....	40
B-Mets Historical Records.....	41-45
Single-Game Pitching Achievements.....	46

Eastern League

B-Mets vs. Eastern League Opponents.....	48-58
--	-------

Odds & Ends

Getting Familiar with NYSEG Stadium.....	60-61
Baseball History in Binghamton.....	62
Binghamton, New York.....	63

Filler Index

Binghamton Mets Managers.....	5
Position Players as Pitchers.....	7
Wearing the Jersey.....	15
Hitting for the Cycle.....	29
Most Runs Scored/Allowed, Game.....	30
From Binghamton to the Big Leagues.....	45

	<p>Binghamton Mets NYSEG Stadium 211 Henry Street Binghamton, NY 13901</p> <p>www.bmets.com (607) 723-METS E-Mail: bmets@bmets.com Twitter: @bmets Facebook: binghamtonmets</p>	
---	---	---

The 2013 Binghamton Mets Media Guide was designed, written and produced by Director of Broadcasting & Media Relations, Tim Heiman with assistance from Assistant General Manager & Director of Media Relations, Heith Tracy.

Cover by Heith Tracy. Newspaper images courtesy of the Press & Sun Bulletin and the Broome County Public Library.

Photography by Binghamton Mets, New York Mets and Ed Aswad.

Special thanks to the late Kenny Sahre, a faithful Binghamton Mets fan, whose in-depth statistics and record-keeping fully archived every B-Mets season from 1992 to 2008. Without his work, this media guide would not be possible.

All information as of April 1, 2013.

BINGHAMTON METS FRONT OFFICE

BINGHAMTON METS

TEAM HISTORY

TEAM RECORDS

EASTERN LEAGUE

ODDS & ENDS



JIM WEED

General Manager



HEITH TRACY

Assistant General Manager &
Director of Marketing



JUSTIN COHEN

Director of Video Production



AMY FANCHER

Office Manager



LOU FERARRO

Scholastic Programs Coordinator



E.J. FOLLI

Sports Turf Manager



ERICA FOLLI

Special Events Coordinator



CONNOR GATES

Special Events Coordinator &
Director of Community Relations



TIM HEIMAN

Director of Broadcasting & Media
Relations



JOE PASCARELLA

Box Office Manager



JOSH PATTON

Corporate Sales Executive



LISA SHATTUCK

Merchandise Manager



RICHARD TYLICKI

Director of Stadium Operations



BOBBY URDA

Special Events Coordinator



BINGHAMTON METS 2013 FIELD STAFF



PEDRO LOPEZ - MANAGER

Hometown: Toa Baja, Puerto Rico
 12th season as a Manager
 2nd season with Binghamton Mets

2012: Made Double-A managerial debut with Binghamton Mets (AA) of Eastern League...guided club to 68-74 record
2011: Managed St. Lucie Mets (High-A) of Florida State League...led club to 38-32 first half record en route to South Division postseason berth...went 72-68 overall...defeated Bradenton Marauders in South Division Championship...fell to Daytona Cubs in FSL Championship
2010: Led Savannah Sand Gnats (Low-A) to 75-64 record...guided club to First Half title with 42-28 record...lost to Greenville Drive in Southern Division Championship Series

2009: Guided Brooklyn Cyclones (SS-A) of New York-Penn League to 45-30 record and second-place finish in McNamara Division...fell to Mahoning Valley Scrappers in NYP Semifinals
2008: First season in Mets' system...began season as a coach for Savannah Sand Gnats (Low-A)...transferred to Kingsport Mets (R) of Appalachian League in late June...managed club to 34-32 record
2007: Final season with Rangers' organization...managed AZL Rangers (TEX: R) to 22-34 mark
2006: Served as hitting coach for Bakersfield Blaze (TEX: High-A) of California League
2005: Skipped AZL Rangers (TEX: R) to 27-29 record
2004: Led AZL Rangers (TEX: R) to third-place finish in Arizona League with 32-24 mark
2003: First year managing AZL Rangers (TEX: R)...club finished first with 38-18 record
2002: First season managing in Appalachian League...led Pulaski Rangers (TEX: R) to 34-32 record
2001: Made managerial debut with Savannah Sand Gnats (TEX: Low-A)...club finished at 54-82

<u>Managerial Record</u>			
Year	Team	W-L	%
2001	Savannah Sand Gnats (TEX: Low-A)	54-82	.397
2002	Pulaski Rangers (TEX: R)	34-32	.515
2003	AZL Rangers (TEX: R)	38-18	.679
2004	AZL Rangers (TEX: R)	32-24	.571
2005	AZL Rangers (TEX: R)	27-29	.482
2007	AZL Rangers (TEX: R)	22-34	.393
2008	Kingsport Mets (R)	33-30	.524
2009	Brooklyn Cyclones (SS-A)	45-30	.600
2010	Savannah Sand Gnats (Low-A)	75-64	.540
2011	St. Lucie Mets (High-A)	72-68	.514
2012	Binghamton Mets (AA)	68-74	.479
		500-485	.508

Playing career: Drafted in the 21st round by the San Diego Padres in 1988...played 13 seasons in the minor leagues...won Texas League Championship under manager Bruce Bochy with the Wichita Wranglers (SD: AA) in 1992...reached as high as Triple-A with the Las Vegas Stars before joining Milwaukee Brewers organization in 1995...finished career in Houston Astros' System in 2000...in 909 career games, hit .247, clocked 49 home runs, drove in 338 runs

Personal: Born in Vega Baja, Puerto Rico...resides with wife, Gladys, and twin daughters Leslie Marie and Lainey Marie in Toa Baja, PR

BINGHAMTON METS MANAGERS

Pedro Lopez is the 14th manager in Binghamton Mets' franchise history. He is the first manager to work consecutive B-Mets seasons since Mako Oliveras led the club from 2007 to 2009. Lopez and Oliveras are also the only two Puerto Rico natives to manage the B-Mets. Lopez is the third B-Mets manager to hail from outside the 50 states, joining Oliveras and Dominican Republic native, Juan Samuel (2006). For a complete list of B-Mets managers and their records see page 16.

BINGHAMTON METS 2013 FIELD STAFF



LUIS NATERA - HITTING COACH

Hometown: San Pedro de Macoris, Dominican Republic
7th season as B-Mets Hitting Coach

2012: Hitting coach for Binghamton for sixth straight season...team .261 batting average tied for fourth-best in Eastern League
2011: Fifth season in Binghamton as hitting coach...team hit .262 for the season...B-Mets led the league in August with a .291 team batting average
2010: Binghamton hitting coach...team .268 batting average tied for second in league
2009: Began season with Buffalo (AAA) as hitting coach...returned to Binghamton in early June...team led league in batting average at .268
2008: Hitting coach for Binghamton...team hit .266, sixth in the league
2007: Hitting coach for St. Lucie Mets (High-A) of Florida State League...team .273 batting average was best in the league
2005-06: Hitting coach for Hagerstown Suns (Low-A) of South Atlantic League
2003-04: Hitting coach for Kingsport Mets (R) of the Appalachian League
2002: Managed Dominican Mets (R) in the Dominican Summer League...led team to 37-33 record...coordinator of Mets Dominican Academy
2001: Worked as the coordinator of Mets Dominican Academy
2000: First season with Binghamton as hitting coach...team was tied for fourth in league in batting average at .265
1999: Hitting coach for Capital City Bombers (Low-A) of South Atlantic League
1998: Coaching staff member of Gulf Coast League Mets (Rookie)
1992-97: Managed Dominican Mets (R)...went 233-127 for a .647 winning percentage in six seasons...finished first place in division in 1994 and never finished below second place in division in all six seasons

Playing career: Infielder played five seasons in the New York Mets' minor league system at three levels...he was signed as non-drafted free agent and made professional debut at the age of 18 with the Kingsport Mets in 1984...played final pro season with Columbia Mets (Low-A) in 1988

Personal: Natera was born on March 22, 1966...lives with his wife, Maria Elena, and their sons: Luis Alberto, Jose Luis, and David Luis in San Pedro de Macoris, Dominican Republic...Luis Alberto played for the DSL Mets (R) in 2010.



GLENN ABBOTT - PITCHING COACH

Hometown: North Little Rock, Arkansas
2nd season as B-Mets Pitching Coach

2012: First season as Binghamton pitching coach...coaching debut in Eastern League
2011: First season in Mets' organization...pitching coach Savannah Sand Gnats (Low-A)...staff led South Atlantic League with 3.26 ERA, 1.22 WHIP and 50 saves
2010: Pitching coach for San Antonio Missions (SD: AA)...staff led Texas League in ERA (3.33), strike outs (1085), WHIP (1.29)...allowed fewest hits (1158)
2009: Pitching coach for Portland Beavers (SD: AAA)
2008: Pitching coach for Portland Beavers (SD: AAA)
2007: Pitching coach for San Antonio Missions (SD: AA)...staff led Texas League in ERA (3.81) and WHIP (1.30)
2006: Pitching coach for Mobile BayBears (SD: AA)
2003-2005: Pitching coach in Texas Rangers' system
1990-2002: Pitching coach in Oakland Athletics' system

Playing career: Spent 11 seasons in the Major Leagues as a starting pitcher for the A's (1973-76), Seattle Mariners (1977-83), and Detroit Tigers (1977-83)...originally selected in the 8th round of the 1969 draft by the Oakland Athletics...appeared in 248 career games...made 206 starts...went 62-83, compiled a 4.39 ERA, struck out 484 batters...hurled five career shutouts...combined with Vida Blue, Paul Linblad and Rollie Fingers in first four-pitcher no-hitter in MLB history as member of A's against the California Angels on 9/28/75

Personal: Resides with his wife, Patti, in North Little Rock, Arkansas...three children: Todd, Jeff and Amy

BINGHAMTON METS 2013 FIELD STAFF



MATT HUNTER - ATHLETIC TRAINER

Hometown: Atlanta, Georgia
3rd season as B-Mets Athletic Trainer

2011-2012: Binghamton Mets head trainer
2009-2010: Head trainer for St. Lucie Mets (High-A) in Florida State League
2006-2008: Head trainer for Brooklyn Cyclones (SS-A) in New York-Penn League
2005: First season with Mets' organization...trainer for Hagerstown Suns (R) in South Atlantic League
2004: First season in pro baseball...worked in Toronto Blue Jays' system...head trainer for Pulaski Blue Jays (TOR: R) of Appalachian League

Personal: Graduated from Berry College (GA) in 2002 with BS in Finance and Sports Management...earned Master of Science degree in Athletic Training/Sports Medicine from University of Florida in 2004...certified Strength and Conditioning Specialist...resides with wife, Kendra, and son, Nicolas Marco in Atlanta, GA



DUSTIN CLARKE - STRENGTH & CONDITIONING COACH

Hometown: Scranton, Pennsylvania
2nd season as B-Mets Strength & Conditioning Coach

2012: Binghamton Mets strength & conditioning coach
2011: First season with New York Mets' organization...spent final two months with GCL Mets (R) as strength & conditioning coach

Personal: Graduated from East Stroudsburg University with a BS and MS in Exercise Science...registered Strength and Conditioning Coach and certified Strength and Conditioning Specialist through the NSCA...prior to joining Mets' organization, worked at University of Michigan, Drexel University, and Lafayette College...currently resides in Port St. Lucie, FL

POSITION PLAYERS AS PITCHERS

When games have gotten out of hand or gone deep into extra innings, B-Mets managers have been forced to use position players on the hill. 16 B-Mets have performed such a feat. The complete list is found below (those who have appeared since 2006 have the specific game listed):

Player	Year	Date	Opponent	W-L	ERA	G	IP	H	R	ER	HR	BB	SO
Gregory Graham	1994			0-0	6.75	2	1.1	1	1	1	1	1	1
John Mahalik	1997			0-0	0.00	3	3.0	0	0	0	0	1	4
Eric Morales	1998			0-0	18.00	1	1.0	3	2	2	1	0	0
Todd Landry	1998			0-0	0.00	4	3.1	3	0	0	0	0	4
Jesus Azuaje	1998			0-0	0.00	2	2.0	1	0	0	0	0	2
Garrett Neubart	1999			0-0	0.00	1	2.0	1	0	0	0	0	1
Virgil Chevalier	2002			0-0	0.00	2	1.1	1	0	0	0	0	1
Brian Shipp	2003			0-0	13.50	1	0.2	2	1	1	0	1	0
Josh Pressley	2004			0-0	0.00	1	0.0	0	0	0	0	0	0
Chase Lambin	2004			0-0	0.00	1	0.0	0	0	0	0	0	0
David Bacani	2005			0-0	0.00	4	4.0	1	0	0	0	0	1
Kevin Rios	2006	8/6/06	v Connecticut	0-1	9.00	1	1.0	2	1	1	0	1	1
Jon Malo	2008	4/20/08	v Portland	0-0	0.00	1	0.1	0	0	0	0	0	0
Luke Montz	2010	8/21/10	v Altoona	0-0	0.00	1	1.0	1	0	0	0	0	0
Raul Reyes	2011	4/29/11	v Akron	0-0	0.00	1	1.0	0	0	0	0	2	0
Travis Ozga	2011	6/29/11	@ Erie	0-0	0.00	1	1.0	1	0	0	0	0	0
Jose Coronado	2011	6/30/11	v Bowie	0-0	0.00	1	1.0	0	0	0	0	1	0

BINGHAMTON METS QUICK FACTS

Affiliation:	New York Mets (1992-Present)	League Titles:	2 (1992, 1994)
Location:	211 Henry Street Binghamton, NY 13901	Division Titles	2 (1994, 2000)
Founded:	1992	Postseason Appearances:	6 (92, 94, 96, 98, 00, 04)
Ownership:	Michael Urda, George Scherer, David & William Maines	Manager:	Pedro Lopez
General Manager:	Jim Weed	Hitting Coach:	Luis Natera
Asst. General Manager:	Heith Tracy	Pitching Coach:	Glenn Abbott
Stadium (Capacity):	NYSEG Stadium (6,012)	Athletic Trainer:	Matt Hunter
Mascots:	Ballwinkle, Buddy the Bee, Bingo	Strength Coach:	Dustin Clarke
		Radio Broadcasters:	Tim Heiman, Greg Murray
		Radio Stations:	WNUF 1290 AM & WYOS 1360 AM

NYSEG STADIUM

After the Binghamton Triplets disbanded in 1968, their home park, Johnson Field in nearby Johnson City was demolished to make way for New York State Route 17. In 1991, when the New York Mets announced they would move the Williamsport Bills, their Double-A affiliate, from Pennsylvania to Binghamton, New York, the city put plans together to build the B-Mets a brand-new ballpark.



Aerial view of Binghamton Municipal Stadium in 1992

Opened in April 1992, Binghamton Municipal Stadium immediately became a hot spot in the city. In its inaugural season, the ballpark welcomed in 278,492 fans, the highest single-season attendance for any team to ever call Binghamton home. The record stands to this day.

NYSEG STADIUM QUICK FACTS

Broke Ground:	July 1991
Opened:	April 1992
Cost:	\$4.6 million
Capacity:	6,012
Designer:	Highland Associates
Former Name:	Binghamton Municipal Stadium (92-00)
Dimensions:	330' (LF), 400' (CF), 330' (RF)
Fence Height:	8'
Record Att:	7,412 - July 17, 2008

B-Mets fans have seen many memorable moments at the park. The team celebrated both of their Eastern League Championships (1992 & 1994) on their home field. Joe Crawford tossed the second no-hitter in B-Mets history and first at home on May 5, 1996 in the second game of a doubleheader against the Trenton Thunder. Bob Keppel added a no-hitter to the franchise list when he baffled the Portland Sea Dogs over nine innings on August 2, 2003.

In 2001, the naming rights for the stadium were sold to the New York State Electric and Gas Company. The B-Mets would



Municipal Stadium under construction in 1992

now call NYSEG Stadium home. More concrete changes were made to the ballpark prior to the 2007 season when a videoboard was installed beyond the right field fence.

NYSEG Stadium has been the site of many rehab assignments for the New York Mets. From Dwight Gooden in 1994 to Jose Reyes in 2011, appearances from Big Leaguers have generated some of the largest crowds in stadium history. Orlando "El Duque" Hernandez's rehab start on July 17, 2008 drew 7,412, a single-game attendance record. Over the last 21 seasons, 4,504,79 fans have entered NYSEG Stadium to watch their beloved Binghamton Mets.

Mets No. 1!

5-2 win captures the title

Win sparks celebration, Page 11D.
Attendance record set, Page 11D.

By JOHN W. FOX
Sports Editor

"Binghamton, this one's for you!"
New York Mets manager Coney Har-

moner triumphantly raised a record season-
long-only crowd of 4,255 with home-

winch at about 7:30 Saturday night.
The Binghamton Mets had just beaten

the Canton-Alexis Indians, 5-2, for the
Eastern League championship.

Bobby Jones retired the last 14 Indians
in order and 21 of the last 23 after first-

baseball game in the Eastern League first
round of the playoffs was a 2-0 lead.

The game was the final of a best-of-five
series, in which Canton took a 3-1 lead

on Wednesday. That sent the
Binghamton general manager, A.C. Kou-

sser, somewhat presumptuously, men-

tioned each team member for a champi-

onship ring that Saturday's victory finally

earned.
"He just had confidence, as we all did it

season," said reserve catcher Andy Diaz
before "about 2700" fans who capped

the last home fixture of a season.



JONATHAN FOX/EPRESS & SUN/BU/LETS
after the Mets won the Eastern League

SPORTS

John W. Fox, Binghamton, Tuesday, September 12, 1984

Eastern League	
Championship Series	
Game 5, 2 innings	
Team in lead	
Mets	
Binghamton 5, Canton 2	
Game 12	
7:30 PM, home, page 11D/12D	

Grand finale!

Pulsipher's no-hitter evens series

S-VE runner eyes state championship/3C
Baseball season remains in jeopardy/4C
Eagles hold off late Bears rally/5C

Mets win it all



Roberts on target in finale

Plenty of good baseball, Page 5C.
Tale of a new experience, Page 5C.

By PAUL STUART
Staff Writer

No miracles with these Mets. They're
the real thing, and proved it start to fin-

ish.
Behind the brilliant pitching of Chris-

tian's a three-run shot by Jeff Barry
the Binghamton Mets beat Harrisburg, 7-

2-Wednesday night to win their second
Eastern League title in the three seasons

since baseball returned to the North
Division playoff and then took the cham-

ionship three games to one.
The Mets led the North Division from

start to finish and wound up 82-59, sweep-

ing New Haven in three games in the North
Division playoff and then took the cham-

ionship three games to one.
The Mets led the North Division from

► Binghamton wins Eastern League Championship Series

► Game five, better hit
► Binghamton's first
► Eastern League Championship Series

► Binghamton's first
► Eastern League Championship Series

► Binghamton's first
► Eastern League Championship Series

► Binghamton's first
► Eastern League Championship Series

► Binghamton's first
► Eastern League Championship Series



TEAM HISTORY

Following the victory Wednesday night over Harrisburg in Municipal Stadium, the Mets won the best-of-five Eastern League championship series three games to one. It's the second title for the Mets.

JONATHAN FOX/EPRESS & SUN/BU/LETS
The Mets won the best-of-five Eastern League championship series three games to one. It's the second title for the Mets.

Following a victory over Harrisburg on Wednesday night at Binghamton Municipal Stadium, Binghamton won the '84 final best-of-five series three games to one.

BINGHAMTON METS HISTORY

While professional baseball in Binghamton, NY dates back to 1877, the Binghamton Mets' story begins in 1992. It was that year that the New York Mets organization moved their Double-A affiliate, the Bills, from Williamsport, Pennsylvania approximately 125 miles northeast to Binghamton, New York.

The city welcomed the B-Mets with open arms after going 23 years without having a professional baseball team to call their own. When tickets went on sale for the inaugural season, thousands of fans braved the rain and waited in a line that snaked for blocks through the city.



1968 Binghamton Triplets

The Binghamton Triplets called the Southern Tier home for 46 years before disbanding in 1968. The club played their home games at Johnson Field located in nearby Johnson City. Following their departure, the ballpark was demolished to make way for New York State Route 17.

With Johnson Field long gone, the B-Mets needed a new home park. That requirement was fulfilled by Binghamton Municipal Stadium. Built in nine months for \$4.6 million, the ballpark opened on April 19, 1992 after three-straight postponed games.

Binghamton's house-warming party was a strong one as they defeated the Harrisburg Senators 1-0 in front of 5,126 fans.

Led by manager Steve Swisher, the B-Mets treated their fans to a stellar opening season. They went 79-59, finished 2nd in the Eastern League, and earned a trip to the postseason. The B-Mets dispatched the Harrisburg Senators in the semi-finals in four games, needing a 4-3 victory in a 14-inning marathon in the series-clincher.

In the Eastern League Championship, the B-Mets trailed the Canton-Akron Indians two games to one, but rallied with a 7-2 win in game five and earned their first championship with a 5-2 win in the decisive fifth game. Bobby J. Jones, the ace of the Binghamton pitching staff and Eastern League Pitcher of the Year in 1992, earned the win in the championship game.

In their first season, the B-Mets welcomed 278,492 fans to Municipal Stadium, the highest single-season attendance for any team to ever call Binghamton home. The record stands to this day.



Fans brave the rain for Binghamton Mets tickets in 1992

During the winter after the 1993 season, a group of local businessmen teamed up to make the Binghamton Mets a truly local product. Mike & Chris Urda, George Scherer and David & William Maines purchased the team from New York Mets in January 1994. The club has been under their care ever since.

Under new ownership, the 1994 season turned into another banner year for the B-Mets and the city. Binghamton became the center of the Double-A universe on July 11, 1994 when the team hosted the Double-A Association All-Star Game. 6,524 fans packed into Municipal Stadium and watched the American League defeat the National League 10-4.



1992 Championship Team with Binghamton Mayor Juanita Crabb

The All-Star Game would not be the only excitement Binghamton would see that season. The B-Mets won the North Division under manager John Tamargo with a wire-to-wire performance, finishing the year at 82-59.

The B-Mets deftly managed to sweep away the New Haven Ravens in three games in the North Division Championship, with each game decided by a single run.

Binghamton faced the Harrisburg Senators in the Eastern League Championship. After falling in game one, the B-Mets ace Bill Pulsipher got the team back on the right track in a big way. The hulking left-hander baffled the Senators for nine innings, hurling the first no-hitter in Binghamton Mets history. His win tied the series.

BINGHAMTON METS HISTORY

The B-Mets used more magic in game three. Trailing 4-2 in the bottom of the ninth, Edgardo Alfonzo launched a two-run home run to tie the game and Frank Jacobs followed suit with a solo home run to win. In game five, Chris Roberts secured Binghamton's second championship in three years. The righty allowed just two runs in a complete game in front of 5,259 fans at Municipal Stadium.



B-Mets' mascot Ballwinkle celebrates 1994 championship

Something about even-numbered years in the 90's brought out the best in the B-Mets. In 1996, with John Tamargo still at the helm, the team went 76-66 and finished second in the North Division.

Unlike 1992 and 1994, this club was not able to supply the magic in the postseason. The B-Mets held a 2-1 series lead over the Portland Sea Dogs in the North Division Championship, but failed to lock it up. Binghamton made a first-round exit that year after the Sea Dogs won games four and five.

The story repeated itself in 1998. The B-Mets had a slow start playing for new manager John Gibbons, but caught fire in July. The club won 20 games in the month and finished second in the North Division with an 82-60 record.

Up against the New Britain Rock Cats in the North Division Championship, the B-Mets snatched game one, but watched their season end when New Britain won the final three games of the series.

The year 2000 was another fruitful season for the B-Mets. For the third time in franchise history, the team won exactly 82 games. The hometown fans were lucky enough to watch 46 of those wins at Municipal Stadium, a franchise record that still stands.

Binghamton beat out the New Haven Ravens to win the North Division by one game, but it was the Ravens who had the last laugh in the postseason. Yet again the B-Mets won the North Division Championship opener, but dropped three straight and bowed out in the first round.


In 2001, the naming rights for the stadium were sold to the New York State Electric and Gas Company. The B-Mets would now call NYSEG Stadium home.



Newly-named NYSEG Stadium

Following their exit in 2000, Binghamton did not return to the postseason until 2004, when they finished second in the North Division with a 76-66 record for manager Ken Oberkfell. It was the same story for Binghamton. In their first year of existence, the New Hampshire Fisher Cats dispatched the B-Mets in four games en route to winning the Eastern League title.

Binghamton has not made the postseason since then, nor have they managed to finish better than third in their division. While the B-Mets have suffered through a postseason drought, they continue to produce top-talent for the New York Mets. From Bobby J. Jones to Josh Thole, most of those who have put on the New York Mets' jersey have worn a B-Mets' jersey first.



Binghamton Municipal Stadium seen from above in 1992

The B-Mets list of notable alumni includes David Wright, Jose Reyes, Matt Harvey, Mike Pelfrey, Daniel Murphy, Benny Agbayani, Edgardo Alfonzo, Bobby Parnell, Jason Bay, Heath Bell, Lucas Duda, Rey Ordóñez, Octavio Dotel, Ike Davis, Dillon Gee, Jason Isringhausen, Butch Huskey, Bill Pulsipher, Jay Payton, Ty Wiggington, Paul Wilson, Brian Daubach, Jonathon Niese, Cory Lidle and Jason Tyner.

The team continues to be a fixture of the community as the city roots for the future stars of the New York Mets.

Over the last 21 seasons, 4,504,679 fans have entered NYSEG Stadium to watch their beloved Binghamton Mets.

BINGHAMTON METS ALL-TIME ROSTER

A

ABEL, Nick (08-09)
 ABREU, Michel (06)
 ACUNA, Ron (02-04)
AGBAYANI, Benny (95-96)
 AGUILAR, Salvador (07-08)
 ALFONZO, Edgar (08-09)
ALFONZO, Edgardo (94)
 ALLISON, Tom (92-94)
ALOMAR, Jr., Sandy (07*)
ALOU, Moises (08*)
 ALVAREZ, Manuel (10-11)
 ANDERSON, Jimmy (04)
 ANTONINI, Michael (08-10)
 ARFFA, Steve (95)
 ARACENA, Juan (00)
 ARROYO, Rafael (05,07-09)
 ARROYO, Luis (97-98)
 ARTEAGA, Ivan (98)
 ARTEAGA, JD (98-00)
 ASCHE, Kirk (03)
AUCOIN, Derek (98)
 AVERSA, Joe (96)
 AZUAJE, Jesus (95-98)



Benny Agbayani (1995-1996)

B

BACANI, David (03-05)
 BALDIRIS, Aarom (04-05)
BANNISTER, Brian (04-05)
 BARON, Jim (00)
BARRIOS, Manny (01)
BARRY, Jeff (94-95)
BASAK, Chris (01-04)
 BATES, Fletcher (95,97,02)
BATISTA, Miguel (12*)
 BATISTA, Wilson (06-07)
BAXTER, Mike (12*)
BAY, Jason (02)
 BEAULAC, Eric (10)
BEAMON, Trey (99)
 BECKERMAN, Andy (94)
 BELL, Bubba (11)
BELL, Heath (01,02,04)
BELL, Mike (98)
 BENBOW, Lou (95)
 BENNETT, Ryan (99,01)
 BENNETT, Steve (03)
 BEVIS, P.J. (02-04)

BLAND, Nate (02)
 BLAQUIERE, Jean Luc (11)
 BOHANNON, Gary (99)
 BONFE, Joe (12)
 BOSTICK, Adam (09)
 BOUCHARD, Matt (09)
 BOWMAN, Shawn (08-09)
 BRASWELL, Bryan (01-02)
BRAZELL, Craig (02-03)
BREA, Lesli (00)
 BRITTAN, Corey (98-00)
BRITO, Eude (08)
 BROOKS, Ricky (11)
 BROWN, Eric (08-09)
 BRUCE, Mo (99,00)
BRUNETTE, Justin (01-02)
 BUCCHERI, James (99)
 BULLARD, Jason (96)
 BULLOCK, Craig (95)
BURNITZ, Jeremy (03*)
BUTERA, Drew (07)
 BUTTERFIELD, Chris (92-93)
 BYARD, David (04-05)

C

CALABRESE, Tony (03)
 CALIGIURI, Jay (05-06)
 CAMACHO, Eddie (06-08)
 CAMPBELL, Eric (10-12)
CAMMACK, Eric (99,02-03)
CANCEL, Robinson (07)
 CARACCIOLI, Lance (04)
CARDONA, Javier (04)
CARP, Mike (07-08)
 CARPENTER, Brian (97)
CARPENTER, Drew (12)
CARSON, Robert (10-12)
CARVAJAL, Marcos (07)
 CARTER, John (96-97)
CASTILLO, Alberto (94)
CASTILLO, Juan (93-94)
CASTILLO, Luis (08*)
 CENTENO, Juan (10,12)
CERDA, Jaime (01-02)
CERROS, Juan (00-02)
 CHANCEY, Bailey (08)
CHAVEZ, Endy (07*)
 CHENARD, Ken (04-05)
 CHEVALIER, Virgil (02-03)
CHURCH, Ryan (08*)
 CLEMENTS, Zac (04-06)
 CLYNE, Stephen (09)
 COHOON, Mark (10-12)
 COLE, Brian (00)
 COLE, Joey (02-04)
 COLES, Corey (07)
COLLAZO, Willie (06)
 COLON, Dennis (98)
 CONCEPCION, Ambiorix (06,08)
 COOK, Andy (01,02)
 CORDOVA, Vincent (05-06)
COREY, Mark (99-01)
 CORONADO, Jose (07-11)
 CORR, Frank (03)
 COSMAN, Jeff (95)
 COTA, Marino (00)

COULTAS, Ryan (07,09)
 COX, Mike (03)
 CRADLE, Cobi (95)
CRAWFORD, Joe (94-96)
 CRUZ, J.E. (06-07)
CRUZ, Rhiner (11)
 CULLEN, Ryan (05-07)
 CURRY, Mike (01-02)

D

DALY, Rob (95)
 DARDEN, Tony (98-99)
DAUBACH, Brian (95-96)
DAVIS, Ike (09)
 DAVIS, Jay (93-95)
 DE LA CRUZ, Julio (09)
 DE LA TORRE, Jose (09-10)
 DEATON, Kevin (05)
 DELLA RATTA, Pete (99-01)
 DELLICARRI, Joe (92-93)
 DEN DEKKER, Matt (11-12)
 DESCHENES, Pat (03)
 DETIENNE, David (04)
 DEVANEY, Michael (06-07)
 DIAZ, Cesar (95)
DIAZ, Jose (04)
DIAZ, Victor (03)
DIFELICE, Mike (06)
 DINA, Allen (99-01)
DINARDO, Lenny (03)
DIXON, Steve (96)
 DORN, Chris (92-93)
DOTEL, Octavio (97-98)
 DOUMA, Todd (92-93)
 DuBOSE, Brian (99)
DUDA, Lucas (09-10)
DUNCAN, Jeff (03-05)
DYKHOFF, Radhames (00)
 DYKSTRA, Allan (11-12)
 DZIADKOWIEC, Andy (92-93)
 DZIUBA, Teddy (07)

E

EAGER, Blake (06)
EDGIN, Josh (12)
EDMONDSON, Brian (95-97)
 EDWARDS, Bryan (04-06)
EGBERT, Jack (11)
 EIGSTI, Jake (09)
 ELDRIDGE, Rashad (06)
 ELLIOTT, Chad (03)
 ELLISON, Derrick (09-10)
 ENGLE, Tom (95)
 EPPERSON, Chad (95)
ESCOBAR, Alex (00)
 ESPINOSA, Ramon (97)
EVANS, Nick (08-10)
 EVERTS, Clint (10)

F


FAMILIA, Jeurys (11)
 FARRELL, Mike (94)
FELICIANO, Jesus (11)
 FERNANDEZ, Osvaldo (98)
 FERNANDEZ, Rafael (12)

Bold - Played in Major Leagues

* - Played for B-Mets on rehab assignment

BINGHAMTON METS ALL-TIME ROSTER

FERNANDEZ, Sid (93*)
 FESH, Sean (97)
 FIEGEL, Todd (94-95)
FIGGA, Mike (01)
FIGUEROA, Nelson (97-98)
 FISHER, Michael (10-12)
 FLORES, Wilmer (12)
FORDYCE, Brook (92)
FRANCISCO, Frank (12*)
FRANCO, John (99*)
 FRASER, Ryan (12)
 FREDERICK, Emary (09-10)
 FULLER, Mark (94-96)
 FULLY, Ed (94-95)



Brook Fordyce (1992)

G

GAINEY, Bryon (99-00)
GARCIA, Anderson (05-06)
GARCIA, Danny (03)
 GARCIA, Emmanuel (08-09)
GARCIA, Karim (04*)
 GARCIA, Omar (94-95)
 GARCIA, Yunir (05-06)
GEE, Dillon (08)
 GEISLER, Phil (96)
 GERMEN, Gonzalez (12)
GOMEZ, Carlos (06)
GONZALEZ, Dicky (00)
 GONZALEZ, Javier (93)
 GONZALEZ, Jimmy (00,02,04)
 GOOCH, Arnold (97-98)
GOODEN, Dwight (94*)
 GORSKI, Darin (12)
 GRAHAM, Greg (94)
GREENE, Charlie (94-96)
GRIFFITHS, Jeremy (01-02)
 GRIFOL, Pedro (96-98)
 GRONAUER, Kai (11-12)
 GUERRA, Mark (95-98)
GUNDERSON, Eric (93)
 GUZIK, Robbie (93)
 GUZMAN, Carlos (09-11)
GUZMAN, Edwards (07)

H

HAFER, Jeff (99-00)
 HALL, Victor (05)
 HALTIWANGER, Garrick (99)

HAMMELL, Al (94)
HAMULACK, Tim (05)
HARDTKE, Jason (95-97)
 HARPER, Brett (04-07)
HARRIGER, Denny (92-93)
 HARRISON, Vince (07)
HARVEY, Matt (11)
 HAVENS, Reese (10-12)
 HEE, Aaron (03)
HEILMAN, Aaron (02)
 HELD, Dan (00)
HENDERSON, Rodney (00)
 HENDERSON, Ryan (98-99)
 HERBISON, Brett (99)
HERNANDEZ, Anderson (05)
HERNANDEZ, Carlos (01)
HERNANDEZ, Luis (10)
HERNANDEZ, Orlando (08*)
HIEPTAS, Joe (01,03-06,08)
HILJUS, Erik (95)
 HILL, Jamar (07-08)
HILL, Jeremy (03-05)
 HOFFNER, Jamie (92)
 HOLT, Brad (09-12)
 HOORELBEKE, Casey (08)
 HORNE, Tyrone (96)
HOWARD, Chris (97)
 HOWARD, Tim (92-93)
HOWELL, Pat (94)
 HUBBARD, Marshall (10)
HUBER, Justin (03-04)
 HUFF, B.J. (99-01)
HUMBER, Philip (05-06)
 HUNTER, Bert (92-93)
 HUNTER, Scott (97-98,01-02)
HUSKEY, Butch (93)

I

ISRINGSHAUSEN, Jason (94-95)

J

JACKSON, Gavin (00)
 JACKSON, Nic (07)
 JACOBS, Frank (93-95)
JACOBS, Mike (03-04)
JACOME, Jason (93)
 JAMISON, Ryan (02)
 JIANNETTI, Joe (04)
JOHNSTONE, John (92)



Mike Jacobs (2003-2004)

JONES, Bobby J. (92,99*)
JONES, Bobby M. (01*)
 JOSEPH, Jake (02-04)
JUNGE, Eric (05)

K

KAPLAN, Jeff (11-12)
 KATZAROFF, Robby (92)
KAZMAR, Sean (12)
KAZMIR, Scott (04)
 KEISTER, Tripp (95)
KEPPEL, Bob (03)
KEPPINGER, Jeff (04)
 KESSEL, Kyle (01)
KIGER, Mark (07,09)
 KINDELL, Scott (95)
 KING, Jason (92)
KINKADE, Mike (00)
KNACKERT, Brent (93,95)
 KNOWLES, Eric (97)
 KOLAREK, Adam (12)
KUNZ, Eddie (08,10)

L

LAGARES, Juan (11-12)
 LAMBIN, Chase (04-06)
 LANDRY, Todd (98)
 LANGBEHN, Gregg (92,94)
 LARSON, Toby (96)
 LAVIGNE, Tim (02-05,08)
 LeBRON, Juan (00-01)
LEDESMA, Aaron (93)
 LEIPER, Tim (96)
LIDLE, Cory (96)
LINDSTROM, Matt (05-06)
 LOADENTHAL, Carl (09)
LO DUCA, Paul (07*)
 LOHRMAN, Dave (01)
 LONG, Steve (93)
LONG, Terrence (98)
 LOPEZ, Johan (99)
 LOPEZ, Jose (97-99)
 LOPEZ, Rafael (05)
 LOWERY, David (93)
LOWERY, Terrell (96)
LUDWICK, Eric (95)
 LUJAN, John (10-11)
LUTZ, Zach (09-10)
 LYDON, Wayne (04-05)
 LYONS, Mike (98-99)

M

MACHADO, Anderson (08)
MacLANE, Evan (05-06)
 MADDEN, John (09)
 MAHALIK, John (95-97)
MAINE, John (10*)
 MALAVE, Jaime (01-02)
 MALDONADO, Brahim (10-11)
 MALDONADO, Ivan (05-06)
 MALEK, Bobby (04-06)
 MALO, Jon (08-11)
 MANESS, Dwight (96-98)
 MANESS, Nick (00-03)
 MANGRUM, Michah (04)

BINGHAMTON METS ALL-TIME ROSTER

MANRIQUEZ, Salomon (08,10-11)
 MARSHALL, Randy (93)
 MARTE, German (08)
 MARTE, Jeffrey (12)
 MARTIN, Dustin (12)
 MARTIN, James (97)
MARTINEZ, Fernando (07-08)
 MARTINEZ, Gabby (00-01)
 MARTINEZ, Jesus (00-01)
MARTINEZ, Jose (92)
MARTINEZ, Pablo (94)
 MASHORE, Justin (99)
 MASON, Chris (09)
MATSUI, Kaz (05*)
 MATTIONI, Nick (03)
 MATTOX, David (03)
 MAZZONI, Cory (12)
 McCRRARY, Scott (93-00)
 MCCREADY, Jim (98-96)
McDILL, Allen (95)
 McENTIRE, Ethan (99)
McEWING, Joe (02*)
 McGINLEY, Blake (04-05)
McHUGH, Collin (11-12)
McMICHAEL, Greg (99*)
 McNAB, Tim (05-07,09)
 McNEAL, Aaron (01-02)
 MEDINA, Carlos (01)
 MEGGERS, Mike (99)
MEJIA, Jenny (09-10,12)
MENDOZA, Carlos (97)
 MERRITT, Roy (09-11)
 MEYERS, Mike (04)
MILLEDGE, Lastings (05,07)
 MILLER, Pat (93)
 MILLER, Ryan (95,01)
 MONTANE, Ivan (01)
MONTZ, Luke (10)
 MOORE, Brandon (10-12)
 MOORE, Michael (97)
 MORALES, Eric (98)
 MORALES, Ricardo (07)
 MORAS, Michael (10)
 MORENO, Juan (00)
 MORENO, Julio (01)
MORENO, Orber (03)
MORGAN, Kevin (95-97)
MULVEY, Kevin (06-07,12)
 MUNIZ, Carlos (07,10)

MURPHY, Daniel (08)
MURRAY, Dan (98)
MUSSER, Neal (03-04)

N

NALL, Brandon (06-07)
 NAVARRETE, Ray (06)
NAVARRO, Oswaldo (12)
 NEGRON, Miguel (07)
 NEBART, Garrett (98-99)
NICKEAS, Mike (06-10)
NIESE, Jonathon (08)
 NIESEN, Eric (09-11)
NIEUWENHUIS, Kirk (09-10)
NIEVE, Fernando (09)
NITKOWSKI, CJ (12)
NOVOA, Rafael (95)
 NYE, Rodney (01-03)

O

OCHOA, Pablo (00,02)
ORDONEZ, Rey (94)
 ORLOSKI, Joe (03)
OTERO, Ricky (93,94)
 OUGH, Wayne (04)
 OWEN, Dylan (08-11)
OWENS, Henry (06)
 OZGA, Travis (11-12)

P

PADILLA, Jorge (06)
PAGAN, Angel (04)
 PAGANO, Scott (96)
 PANIAGUA, Salvador (08-09)
PARNELL, Bobby (07-08)
 PARRA, Franklin (97)
PARRA, Jose (04)
 PAULK, Robert (06-08)
 PAXTON, Darrin (95)
PAYTON, Jay (94-96)
 PEAVEY, Greg (12)
PELFREY, Mike (06)
 PELLLOT, Hector (10)
 PENA Francisco (12)
 PEREZ, Marcelo (07)
 PEREZ, Miguel (06)
PEREZ, Yorkis (97)
PERSON, Robert (94,95)
 PETERSEN, Josh (08-09)
 PETERSON, Matt (03-04)
PETIT, Yusmeiro (04-05)
PHILLIPS, Jason (99-01)
 PIERSON, Jason (96-97)
 PINANGO, Miguel (06)
 POLANCO, Enohel (97-98)
 PONTES, Dan (98-99)
 PORTOBANCO, Luz (05-06)
 POWERS, Michael (11)
 PRESSLEY, Josh (03-04)
PRIDE, Curtis (92)
 PROCTOR, Dave (92)
PULSIPHER, Bill (94,97)
 PUMPHREY, Ken (98,99)

Q

QUEZADA, Elvys (08)

R

RAGSDALE, Corey (05-07)
 RALEIGH, Matt (97-98)
 RAMIREZ, Edgar (09-12)
RAMIREZ, Elvin (10,12)
RAMIREZ, Hector (95-96)
 RAMOS, Peeter (08)
 RANDOLPH, Jaisen (01)
 RATLIFF, Sean (10)
REDMAN, Prentice (02,04-05)
REED, Eric (08)
REED, Rick (99*)
 REICH, Andy (92-93)
REYES, AJ (08*)
REYES, Jose A. (07)
REYES, Jose (02,04*,11*)



Jose Reyes (2002, 2004*, 2011*)

REYES, Raul (10-12)
RIGGAN, Jerrod (00,05)
RIGGANS, Shawn (10)
RING, Royce (03-04)
 RIOS, Kevin (06)
 RIVERA, Luis (07)
RIVERA, Saul (02)
ROA, Joe (93-94)
ROACH, Jason (00-02)
 ROBERTS, Chris (94,96-97)
ROBERTS, Grant (99,02*)
ROERTSON, Connor (09)
 RODRIGUEZ, Armando (12)
 RODRIGUEZ, Jose (05)
RODRIGUEZ, Josh (12)
 RODRIGUEZ, Sammy (98-01)
ROGERS, Brian (08)
 ROGERS, Bryan (92-94)
 ROMAN, Orlando (04-06)
ROMERO, Niuman (11)
 ROOT, Derek (00)
ROQUE, Rafael (96-97)
 ROSARIO, Adrian (12)
RUABEL, Matt (99)
 RUCKLE, Jacob (08-09)
RUNDLES, Rich (06)
RYAN, Dusty (11)



Jonathon Niese (2008)

Bold - Played in Major Leagues

* - Played for B-Mets on rehab assignment

BINGHAMTON METS ALL-TIME ROSTER

S

SAENZ, Jason (01-03)
 SAGE, Brandon (11)
SALAZAR, Oscar (02)
SANCHEZ, Jesus (97)
 SANCHEZ, Jose (07-09)
SANCHEZ, Rey (03)
 SANCHEZ, Yuri (98-99)
 SANDERS, Tracy (94-95)
 SANDOVAL, Rylan (12)
 SANDY, Tim (93)
SANTOS, Omir (10)
SATIN, Josh (10-11)
SAUERBECK, Scott (96-97)
 SAUNDERS, Chris (94-97)
SAUNDERS, Doug (92,94)
 SAYLOR, Jamie (01)
 SCHORR, Brad (94-95)
SCHWINDEN, Chris (10-11)
 SCOBIE, Jason (03-04)
 SCOTT, Lorenzo (11)
 SEALE, Marvin (03)
SEDLACEK, Shawn (04)
 SEEFRIED, Tate (97)
SEIBEL, Phil (02-03)
SEO, Jae (01-02)
 SERFASS, Joe (07)
 SHAW, Scott (10)
 SHIPP, Brian (02-03)
 SHORT, Barry (97,99)
 SILCOX, Rusty (93)
 SIMMONS, Jeremy (07)
 SLACK, Jonathan (05-06)
 SMITH, Brandon (95)
 SMITH, Chuck (06)
 SMITH, John (95)
SMITH, Joseph (06)
 SMITH, Matt (08)
SNEAD, Esix (02)
SNYDER, Earl (01)
SOLER, Alay (06)
 SOLER, Ramon (02)
STANTON, Mike (03*)
 STEED, Ricky (98)
STEVENS, Jeff (12)
 STEWART, Caleb (07-09)
STEWART, Scott (98-99)
STIDHAM, Phil (95)
STINSON, Josh (10-11)
 STOFFELS, Alex (99)
STONER, Tobi (08-09,11)
STRANGE, Patrick (00-01)
 STRATTON, Rob (01)
 STRAYHORN, Kole (04-05)
 SWINDELL, Mike (07)

T

TAM, Jeff (94-96)
 TAMARGO, Jr., John (99-01)
TEJADA, Ruben (09)
 TERHUNE, Mike (01)
THOLE, Josh (09)
THOMPSON, Ryan (95*)
 TUJERINA, Tony (94-95)
TOCA, JORGE LUIS (99-00)

TOLAR, Kevin (97)
 TOMASIEWICZ, Kevin (07)
 TOVAR, Wilfredo (12)
TRABER, Billy (01)
TRACHSEL, Steve (02*,05*)
 TRIPLETT, Russ (05)
 TURAY, Alhaji (06)
 TURGEON, Erik (10-12)
 TURNER, Brian (96)
 TURRENTINE, Rich (96-99)
TYNER, Jason (99)



Josh Thole (2009)

U

URDANETA, Lino (05-07)

V

VALDES, Raul (07)
VALDESPIN, Jordany (10-11)
VALERA, Yohanny (99)
 VASQUEZ, Julian (92)
 VASQUEZ, Leo (97-99)
 VEZQUEZ, William (06)
 VEGA, Rene (01-02)
VELAZQUEZ, Gil (01-04)
 VENIARD, Jay (98)
VERAS, Quilvio (93)
VITKO, Joe (92,94)

W

WABICK, D.J. (09-10)
WAGNER, Billy (08*)
 WALKER, Adam (01-02)
WALKER, Pete (92-93)
WALKER, Tyler (99-01)
WALL, Donne (01*)
WALLACE, Derek (95)
 WARDEN, Jim Ed (09)
WATSON, Matt (02-03,09)
 WATTS, Derran (05)
 WEGMANN, Tom (92)
WELCH, Mike (95-96)
 WHEELER, Zack (12)
 WHITE, Donnie (95-96)
 WHITE, Mike (92)
WIGGINGTON, Ty (00-01)
 WILSON, Andy (06)
 WILSON, John (02-03)
WILSON, Paul (95-96)

WILSON, Preston (97)
WILSON, Vance (97,04*)
 WIPF, Mark (95)
WITHEM, Shannon (96)
WOOTEN, Shawn (07)
WRIGHT, David (04)



David Wright (2004)

Y

YARNALL, Ed (97-98)
YATES, Tyler (03)

Z

ZAMORA, Junior (99-00)
 ZAPATA, Pedro (12)
ZINTER, Alan (92-93)
 ZORRILLA, Julio (97-98)
 ZUNIGA, David (95)

Managers

BACKMAN, Wally (11)
DAVIS, Doug (99-00)
 FREILING, Howie (01-02)
GIBBONS, John (98)
LIND, Jack (05)
 LOPEZ, Pedro (12)
OBERKFELL, Ken (04)
 OLIVERAS, Mako (07-09)
SAMUEL, Juan (06)
STEARNS, John (03)
SWEET, Rick (97)
SWISHER, Steve (92-93)
TAMARGO, John (94-96)
 TEUFEL, Tim (10)

WEARING THE JERSEY

Over the last 21 seasons, 583 different players have worn a Binghamton Mets jersey. Of those players, 238 also played in the Major Leagues. In the team's history, 111 B-Mets made their Big League debut with the New York Mets. Overall, 148 New York Mets have, at one time, played for the Binghamton Mets.

BINGHAMTON METS MANAGERS

Years	Manager	G	W-L	%	Years	Manager	G	W-L	%
1992-1993	Steve Swisher	278	147-131	.529	2004	Ken Oberkfell	142	76-66	.535
1994-1996	John Tamargo	425	225-200	.529	2005	Jack Lind	142	63-79	.444
1997	Rick Sweet	142	66-76	.465	2006	Juan Samuel	140	70-70	.500
1998	John Gibbons	142	82-60	.577	2007-2009	Mako Oliveras	424	188-236	.443
1999-2000	Doug Davis	282	136-146	.482	2010	Tim Teufel	142	66-76	.465
2001-2002	Howie Freiling	282	146-136	.518	2011	Wally Backman	141	65-76	.461
2003	John Stearns	141	63-78	.447	2012	Pedro Lopez	142	68-74	.479

BINGHAMTON METS MOST VALUABLE PLAYERS

Year	Most Valuable Player	Year	Most Valuable Player	Year	Most Valuable Player
1992	Tim Howard	1999	Jason Tyner	2006	Michel Abreu
1993	Butch Huskey	2000	Dan Held	2007	Mark Kiger
1994	Edgardo Alfonzo	2001	Earl Snyder	2008	Mike Carp
1995	Jay Payton	2002	Prentice Redman	2009	Josh Thole
1996	Chris Saunders	2003	Rodney Nye	2010	Kirk Nieuwenhuis
1997	Tate Seefried	2004	Ron Acuna	2011	Brahiam Maldonado
1998	Scott Hunter	2005	Mike Jacobs	2012	Eric Campbell

BINGHAMTON'S BASEBALL SHRINE

Year	Inductee	Year	Inductee	Year	Inductee
1993	George F. Johnson	2000	Spurgeon "Spud" Chandler	2007	Brook Fordyce
	Johnny Logan		Bob Taylor, Sr.		Charles E. Keller III
	William "Willie" Keeler		Dr. Eddie Farrell		Cory Lidle
1995	Edward C. "Whitey" Ford	2002	Bobby Richardson	2008	George McQuinn
	Tommy Holmes		Clete Boyer		Edgardo Alfonzo
	William "Wild Bill" Hallahan		Ralph Terry		Gene Bearden
1996	Edwin M. "Eddie" Sawyer	2003	Fred Norman	2009	Daniel Maurice Casey
	Ronald Michael Luciano		Pete Suder		Joe Pepitone
	John Francis McNamara		John Montgomery Ward		Dale Long
1997	Steve Souchock	2004	Frank M. Verdi	2011	Danny McDevitt
	Deron R. Johnson		Jerry Toman		Quilvio Veras
	Steve. C. Kraly		Ken Harrelson		John Fox
1998	Thurman L. Munson	2005	Johnny Blanchard	2012	Harry G. "Judge" Lumley
	Lee Thomas		Jake Pitler		Wally Burnette
	John H. Johnson		Bob Grim		Gene Monahan
1999	Bill Virdon	2006	Rob Gardner	2012	Curtis Pride
	James E. Whitney		W.B. "King Bill" Kay		Bill "Moose" Skowron
	John W. "Bud" Fowler		Bobby J. Jones		
	Steve Swisher		Vernon "Lefty" Gomez		
	Victor J. Roschi		Bert Campaneris		
	Al Downing				

B-METS YEAR-BY-YEAR RECORD

Year	W-L	Home	Away	Finish	GB/A	Postseason	Manager
1992	79-59	41-30	38-29	2	-1.0	vs. Harrisburg (3-1) vs. Canton-Akron (3-2)	Steve Swisher
1993	68-72	35-35	33-37	5	-27.0		Steve Swisher
1994	82-59	42-29	40-30	1 - North	+4.5	vs. New Hampshire (3-0) vs. Harrisburg (3-2)	John Tamargo
1995	67-75	34-37	33-38	4 - North	-19.0		John Tamargo
1996	76-66	41-30	35-36	2 - North	-7.5	vs. Portland (2-3)	John Tamargo
1997	66-76	30-41	36-35	4 - North	-13.0		Rick Sweet
1998	82-60	46-25	36-35	2 - North	-1.0	vs. New Britain (1-3)	John Gibbons
1999	54-88	28-43	26-45	6 - North	-38.0		Doug Davis
2000	82-58	46-25	36-33	1 - North	+1.0	vs. New Britain (1-3)	Doug Davis
2001	73-68	38-32	35-36	4 - North	-13.5		Howie Freiling
2002	73-68	42-28	31-40	3 - North	-3.5		Howie Freiling
2003	63-78	40-31	23-47	5 - North	-15.5		John Stearns
2004	76-66	38-33	38-33	2 - North	-8.5	vs. New Hampshire (1-3)	Ken Oberkfell
2005	63-79	38-35	25-44	6 - North	-13.0		Jack Lind
2006	70-70	40-29	30-41	3 - North	-9.0		Juan Samuel
2007	61-81	30-44	31-37	6 - North	-22.0		Mako Oliveras
2008	73-69	33-38	40-31	3 - Northern	-14.0		Mako Oliveras
2009	54-86	27-43	27-43	6 - Northern	-28.0		Mako Oliveras
2010	66-76	34-37	32-39	5 - Eastern	-17.0		Tim Teufel
2011	65-76	32-38	33-38	5 - Eastern	-11.5		Wally Backman
2012	68-74	33-37	35-37	5 - Eastern	-11.0		Pedro Lopez
Totals	1461-1504	767-720	694-784				

Year	April	May	June	July	August	Sept	Postseason	DHs
1992	14-6	18-12	16-12	16-14	14-15	1-0	6-3	4-2-7
1993	5-13	10-17	20-12	13-15	17-12	3-3		5-3-2
1994	14-5	17-11	15-15	18-13	16-12	2-3	6-1	1-1-3
1995	9-11	17-10	15-13	12-21	12-18	2-2		0-3-3
1996	11-9	13-15	19-10	13-19	18-13	2-0	2-3	3-0-6
1997	12-12	11-17	14-14	14-17	15-15	0-1		4-2-2
1998	9-8	15-13	16-15	20-9	18-12	4-3	1-3	0-0-3
1999	11-10	9-20	13-15	10-19	9-20	2-4		1-0-2
2000	12-6	14-14	18-15	13-12	24-8	1-3	1-3	5-2-4
2001	12-8	15-15	15-12	12-18	15-15	4-0		2-0-5
2002	14-8	13-15	10-20	18-10	17-14	1-1		3-5-3
2003	13-9	11-19	10-18	17-14	12-18	0-0		5-1-5
2004	12-9	20-9	14-15	14-12	16-15	0-6	1-3	4-0-4
2005	12-11	14-11	12-15	6-22	16-18	3-2		1-3-5
2006	12-11	9-21	14-12	22-5	11-19	2-2		2-4-3
2007	5-12	19-14	9-19	12-17	15-16	1-3		0-3-6
2008	10-16	18-11	18-9	13-18	14-14	0-1		2-0-4
2009	10-8	11-18	8-21	11-17	11-18	3-4		1-2-3
2010	12-9	12-17	17-11	12-18	11-16	2-5		2-1-3
2011	7-12	9-21	12-17	16-15	20-7	1-4		1-2-5
2012	12-11	13-15	11-17	16-13	15-16	1-2		2-1-3
Totals	228-204	288-315	296-307	298-318	316-311	35-49	17-16	48-34-82

TEAM BATTING TOTALS BY YEAR

Year	Avg	G	PA	AB	R	H	2B	3B	HR	TB	RBI	BB
1992	.245	139	5076	4501	565	1103	191	36	77	1597	492	461
1993	.253	140	5252	4573	634	1159	206	45	101	1758	582	541
1994	.277	141	5461	4856	695	1344	274	37	95	1977	640	471
1995	.256	142	5466	4803	638	1231	247	35	74	1770	568	488
1996	.253	142	5329	4582	662	1160	204	27	103	1727	597	572
1997	.257	142	5278	4662	654	1197	223	18	182	2002	608	464
1998	.264	142	5343	4691	660	1239	221	36	96	1820	598	485
1999	.254	142	5402	4789	635	1218	224	33	113	1847	582	470
2000	.265	140	5030	4498	650	1191	239	30	106	1808	592	389
2001	.255	141	5238	4688	618	1196	252	20	143	1917	572	427
2002	.262	141	5307	4642	647	1217	239	35	99	1823	586	485
2003	.280	141	5215	4621	637	1292	281	22	102	1923	591	412
2004	.271	142	5468	4790	696	1300	296	40	89	1943	640	517
2005	.270	142	5416	4789	655	1291	269	36	133	2031	610	433
2006	.247	140	5200	4612	558	1138	224	23	102	1714	516	427
2007	.252	142	5352	4739	618	1196	212	19	103	1755	564	448
2008	.266	142	5332	4729	619	1258	245	25	106	1871	569	448
2009	.268	140	5306	4657	550	1250	248	23	64	1736	513	485
2010	.268	142	5420	4805	718	1288	312	19	150	2088	668	470
2011	.262	141	5271	4646	646	1217	251	34	134	1938	609	455
2012	.261	142	5296	4652	619	1216	230	42	90	1800	563	502

Year	IBB	SO	SB	CS	OBP	SLG	OPS	SF	SH	HBP	DP	CI	E
1992	21	920	87	63	.318	.355	.672	36	44	34	68	0	162
1993	23	914	120	62	.335	.384	.719	45	50	42	83	1	170
1994	23	805	103	77	.340	.407	.747	55	54	25	94	0	158
1995	30	864	103	58	.330	.369	.698	55	56	64	87	0	117
1996	38	867	109	66	.340	.377	.717	47	75	52	97	1	133
1997	29	1097	139	71	.329	.429	.758	36	59	56	89	1	189
1998	24	980	148	75	.337	.388	.725	50	53	59	94	5	145
1999	17	1130	168	75	.326	.386	.712	35	52	55	111	1	190
2000	15	1021	133	73	.330	.402	.732	34	45	64	93	0	155
2001	23	1193	106	72	.323	.409	.732	24	40	57	96	2	159
2002	22	968	215	93	.338	.393	.731	45	65	70	84	0	133
2003	15	1010	115	77	.342	.416	.758	54	75	53	83	0	151
2004	18	1135	193	74	.348	.406	.754	37	56	68	69	0	137
2005	27	1126	107	57	.335	.424	.760	38	95	61	75	0	169
2006	25	1174	92	48	.320	.372	.691	29	51	81	91	0	139
2007	28	1070	95	54	.323	.370	.694	40	57	67	115	1	162
2008	25	961	109	44	.333	.396	.729	45	60	50	110	0	132
2009	19	992	93	48	.342	.373	.715	41	62	58	133	3	105
2010	11	1104	48	38	.339	.435	.773	41	40	64	107	0	120
2011	12	1168	100	45	.334	.417	.751	41	58	71	89	0	162
2012	6	1048	91	55	.338	.387	.725	38	46	57	131	1	119

Bold - Franchise single-season record

TEAM PITCHING TOTALS BY YEAR

Year	W	L	ERA	G	CG	SH	SV	IP	H	R	ER	HR	HBP
1992	79	59	3.12	139	22	17	38	1196.0	1103	488	414	62	48
1993	68	72	4.08	140	12	12	34	1201.2	1295	630	545	98	53
1994	82	59	3.58	141	16	9	40	1261.1	1188	593	502	97	60
1995	67	75	3.91	142	15	10	28	1259.1	1162	625	547	103	52
1996	76	66	4.05	142	17	8	40	1224.2	1268	626	551	123	40
1997	66	76	4.51	142	11	8	28	1227.2	1258	732	615	136	37
1998	82	60	3.34	142	8	13	43	1248.0	1151	553	463	106	31
1999	54	88	4.58	142	1	8	29	1255.2	1297	767	639	125	82
2000	82	58	3.95	140	6	12	49	1184.0	1140	609	519	86	58
2001	73	68	4.23	141	4	9	40	1231.2	1328	667	579	114	63
2002	73	68	4.08	141	4	7	39	1225.2	1176	635	555	96	63
2003	63	78	4.44	141	3	13	32	1194.2	1207	696	590	88	80
2004	76	66	4.21	142	1	2	42	1236.2	1149	658	579	113	79
2005	63	79	4.40	142	6	8	26	1238.0	1298	717	605	134	70
2006	70	70	3.61	140	6	12	38	1227.2	1155	561	492	95	71
2007	61	81	4.49	142	4	7	32	1241.1	1364	713	619	97	66
2008	73	69	4.17	142	3	13	41	1242.0	1273	642	575	121	43
2009	54	86	4.99	140	2	6	33	1203.2	1321	740	667	108	64
2010	66	76	4.99	142	4	8	31	1230.2	1282	753	682	122	90
2011	65	76	4.47	141	1	0	38	1209.1	1272	693	600	114	81
2012	68	74	4.13	142	7	8	27	1227.2	1239	630	564	114	56

Year	BB	IBB	SO	BK	WP	WHIP	Avg	TBF	H/9	HR/9	BB/9	K/9	K/BB
1992	364	6	802	7	31	1.23	.246	4956	8.3	0.5	2.7	6.0	2.20
1993	387	6	717	11	52	1.40	.278	5172	9.7	0.7	2.9	5.4	1.85
1994	497	28	943	14	62	1.34	.252	5372	8.5	0.7	3.5	6.7	1.90
1995	487	33	897	21	57	1.31	.247	5334	8.3	0.7	3.5	6.4	1.84
1996	412	30	851	14	44	1.37	.271	5223	9.3	0.9	3.0	6.3	2.07
1997	553	16	983	11	62	1.48	.267	5392	9.2	1.0	4.1	7.2	1.78
1998	468	28	1142	11	54	1.30	.246	5264	8.3	0.8	3.4	8.2	2.44
1999	557	9	939	10	48	1.48	.266	5595	9.3	0.9	4.0	6.7	1.69
2000	487	5	957	10	57	1.37	.254	5125	8.7	0.7	3.7	7.3	1.97
2001	451	28	959	8	70	1.44	.277	5399	9.7	0.8	3.3	7.0	2.13
2002	505	23	983	4	61	1.37	.256	5248	8.6	0.7	3.7	7.2	1.95
2003	573	22	936	11	78	1.49	.266	5291	9.1	0.7	4.3	7.1	1.63
2004	534	4	1007	11	74	1.36	.247	5357	8.4	0.8	3.9	7.3	1.89
2005	465	28	1083	6	71	1.42	.268	5451	9.4	1.0	3.4	7.9	2.33
2006	404	20	977	9	47	1.27	.249	5211	8.5	0.7	3.0	7.2	2.42
2007	447	27	911	6	72	1.46	.278	5502	9.9	0.7	3.2	6.6	2.04
2008	471	26	901	1	65	1.40	.266	5380	9.2	0.9	3.4	6.5	1.91
2009	493	17	908	12	58	1.51	.283	5346	9.9	0.8	3.7	6.8	1.84
2010	542	21	970	6	83	1.48	.270	5482	9.4	0.9	4.0	7.1	1.79
2011	484	16	997	17	103	1.45	.268	5387	9.5	0.8	3.6	7.4	2.06
2012	428	11	994	8	101	1.36	.264	5275	9.1	0.8	3.1	7.3	2.32

B-METS YEARLY BATTING LEADERS

Year	Average*	Games	PA	At Bats	Hits	Runs
1992	Katzaroff, .282	Butterfield, 138	Butterfield, 558	Howard, 505	Howard, 138	Howard, 68
1993	Veras, .306	Huskey, 139	Huskey, 584	Huskey, 526	Veras, 136	Veras, 87
1994	Barry, .304	C. Saunders, 132	Otero, 592	Otero, 531	Otero, 156	Otero, 96
1995	Payton, .345	Daubach, 135	Hardtke, 536	Daubach, 469	Hardtke, 130	Hardtke, 65
1996	C. Saunders, .298	C. Saunders, 141	C. Saunders, 604	C. Saunders, 510	C. Saunders, 152	C. Saunders, 82
1997	Seefried, .313	Raleigh, 122	Raleigh, 479	Raleigh, 398	Seefried, 105	Raleigh, 71
1998	Hunter, .314	Hunter/Long, 130	Hunter, 550	Hunter, 487	Hunter, 153	Hunter, 80
1999	Tyner, .313	Gainey, 137	Tyner, 590	Tyner, 518	Tyner, 162	Tyner, 91
2000	Held, .312	Escobar/Wiggington, 122	Escobar, 506	Wiggington, 453	Wiggington, 129	Escobar, 79
2001	Curry, .290	Stratton, 133	Stratton, 546	Stratton, 483	Stratton, 120	Stratton, 70
2002	McNeal, .299	Redman, 135	Redman, 570	Redman, 491	Redman, 139	Redman, 79
2003	Jacobs, .329	Nye, 138	Nye, 546	Acuna/Nye, 474	Nye, 148	Nye, 77
2004	Acuna/Pressley, .300	Acuna, 129	Lydon, 572	Lydon, 507	Acuna, 150	Lydon, 78
2005	Jacobs, .321	Baldaris, 131	Lydon, 560	Baldaris, 495	Jacobs, 139	Lydon, 70
2006	Abreu, .332	Padilla/Ragsdale, 129	Padilla, 534	Padilla, 482	Padilla, 142	Padilla, 65
2007	Kiger, .312	Harper, 131	Harper, 517	Harper, 476	Harper, 141	Kiger, 75
2008	Murphy, .308	Coronado, 139	Coronado, 570	Coronado, 507	Carp, 143	Carp, 67
2009	Thole, .328	Tejada, 134	Tejada, 553	Garcia, 491	Tejada, 141	Garcia, 66
2010	Evans, .294	Coronado, 122	Coronado, 469	Coronado, 414	Nieuwenhuis, 114	Nieuwenhuis, 81
2011	Satin, .325	Maldonado, 131	Maldonado, 530	Maldonado, 477	Valdespin, 120	Maldonado, 64
2012	Campbell, .297	Lagares, 130	Lagares, 548	Lagares, 499	Lagares, 141	Lagares, 69

Year	Total Bases	Doubles	Triples	Home Runs	Extra-Base	RBI
1992	Hunter, 191	Fordyce, 30	Howard, 9	Zinter, 16	Fordyce, 41	Howard, 77
1993	Huskey, 232	Zinter, 24	Otero, 10	Huskey, 25	Zinter, 52	Huskey, 98
1994	Alfonzo, 229	Alfonzo, 34	Otero, 9	Alfonzo, 15	Alfonzo, 51	Alfonzo, 75
1995	Hardtke, 192	Hardtke, 42	Barry/Davis, 6	Payton, 14	Hardtke, 50	Daubach, 72
1996	C. Saunders, 236	C. Saunders, 27	Maness, 7	Daubach, 22	Daubach, 47	C. Saunders, 105
1997	Hunter, 226	Wilson, 17	Polanco, 4	Raleigh, 37	Raleigh, 52	Seefried, 79
1998	Seefried, 209	Hunter, 25	Long, 10	Long, 16	Long, 46	Hunter, 65
1999	Gainey, 234	Gainey, 28	Gainey, 6	Gainey, 25	Gainey, 59	Gainey, 78
2000	Wiggington, 222	Wiggington, 27	Escobar, 7	Wiggington, 20	Wiggington, 50	Wiggington, 77
2001	Stratton, 239	Snyder, 35	Curry/LeBron, 4	Stratton, 29	Stratton, 60	Stratton, 83
2002	Redman, 211	Redman, 35	Reyes, 6	McNeal, 19	Redman, 48	McNeal, 69
2003	Nye, 229	Nye, 41	Duncan/Nye, 5	Brazell/Jacobs, 17	Nye, 56	Jacobs, 81
2004	Acuna, 188	Pressley, 30	Pagan, 8	Redman, 13	Redman, 43	Lambin, 65
2005	Jacobs, 255	Jacobs, 37	Lydon, 13	Jacobs, 25	Jacobs, 64	Jacobs, 93
2006	Abreu, 210	Abreu/Padilla, 26	Gomez, 8	Caligiuri, 18	Abreu, 44	Abreu, 70
2007	Harper, 204	Kiger, 27	Kiger, 4	Harper, 24	Harper, 49	Harper, 88
2008	Carp, 225	Carp/Stewart, 29	Evans, 7	Carp, 17	Carp, 47	Carp, 72
2009	Tejada, 186	Wabick, 31	Garcia, 4	Davis, 13	Duda, 39	Wabick, 55
2010	Nieuwenhuis, 201	Nieuwenhuis, 35	Maldonado/Hernandez, 4	Evans/Lutz, 17	Nieuwenhuis, 53	Nieuwenhuis, 60
2011	Maldonado, 216	Satin, 35	Maldonado, 5	Maldonado, 28	Maldonado, 49	Dykstra, 77
2012	Lagares, 194	Lagares, 29	Lagares/Zapata, 6	Havens, 10	Lagares, 39	Marte, 58

Bold - Franchise single-season record

* - Minimum 384 plate appearances

B-METS YEARLY BATTING LEADERS

Year	On-Base*	Slugging*	OPS*	Strikeouts	Walks	IBB
1992	Katzaroff, .345	Fordyce, .426	Fordyce, .763	Butterfield, 126	Zinter, 70	Butterfield, 8
1993	Veras, .430	Zinter, .502	Zinter, .724	Zinter, 105	Veras, 91	Zinter, 7
1994	Alfonzo, .369	Barry, .451	Alfonzo, .829	C. Saunders, 96	Alfonzo, 64	Alfonzo, 6
1995	Payton, .395	Payton, .535	Payton, .930	Daubach, 104	Hardtke, 66	Barry, 6
1996	Daubach, .403	Daubach, .507	Daubach, .910	Daubach, 103	Daubach, 74	Daubach, 9
1997	Seefried, .405	Seefried, .621	Seefried, 1.025	Raleigh, 169	Raleigh, 79	Seefried, 10
1998	Long, .380	Long, .490	Long, .871	Long, 105	Long, 62	Long, 6
1999	Tyner, .387	Gainey, .466	Gainey, .765	Gainey, 184	Tyner, 62	Sanchez/Toca, 3
2000	Held, .382	Wiggington, .490	Escobar, .863	Gainey, 132	Escobar, 57	Escobar, 5
2001	Snyder, .374	Snyder, .526	Snyder, .900	Stratton, 201	Snyder, 58	Stratton, 6
2002	McNeal, .375	McNeal, .506	McNeal, .881	Redman, 112	Redman, 59	Watson, 4
2003	Nye, .387	Jacobs, .548	Jacobs, .923	Seale, 102	Nye, 58	Brazell, 4
2004	Pressley, .383	Pressley, .415	Pressley, .797	Lydon, 119	Lydon, 49	Huber, 5
2005	Jacobs, .376	Jacobs, .589	Jacobs, .965	Lydon, 101	Lydon, 46	Jacobs, 6
2006	Abreu, .404	Abreu, .530	Abreu, .935	Ragsdale, 182	Caligiuri, 59	Abreu, 9
2007	Kiger, .432	Harper, .500	Kiger, .910	Harper, 119	Kiger, 75	Harper, 7
2008	Carp, .403	Murphy, .496	Carp, .874	Concepcion, 110	Carp, 79	Murphy, 7
2009	Thole, .395	Bowman, .458	Thole, .816	Garcia, 113	Duda, 61	Duda, 4
2010	Evans, .366	Evans, .527	Evans, .893	Nieuwenhuis, 93	Nickeas, 49	Four players, 2
2011	Satin, .423	Satin, .538	Satin, .962	Maldonado, 146	Dykstra, 69	Three players, 2
2012	Campbell, .391	Campbell, .439	Campbell, .830	Havens, 113	Havens/Campbell, 58	Dykstra, 2

Year	SB	CS	HBP	Sac Flies	Sac Bunts	GDP
1992	Katzaroff, 24	Katzaroff, 18	Dellicari, 6	Howard, 9	Hunter, 10	Fordyce, 13
1993	Veras, 52	Veras, 19	Veras, 9	Huskey, 8	Otero, 7	Jacobs, 11
1994	Otero, 33	Otero, 16	Barry, 6	Barry, 8	D. Saunders, 6	C. Saunders, 12
1995	White, 25	Morgan, 9	Barry, 9	Barry/Hadtke, 9	Morgan, 7	Payton, 11
1996	Pagano, 26	Pagano, 16	Maness/Saunders, 8	C. Saunders, 11	Morgan, 10	Morgan, 15
1997	Hunter, 24	Mendoza, 12	Azuaje, 8	Four players, 4	Azuaje, 8	Azuaje, 13
1998	Hunter, 39	Hunter, 15	Neubart, 12	Hunter, 8	Sanchez, 11	Grifol, 12
1999	Tyner, 49	Tyner, 16	Darden/Neubart, 8	Bruce/Gainey, 5	Neubart/Tyner, 8	Zamora, 13
2000	Escobar, 24	Bruce/Dina, 10	Held, 17	Wiggington, 7	Dina, 9	Tamargo, 10
2001	Curry, 24	Curry, 16	LeBron, 9	Three players, 3	Tamargo, 7	McNeal, 13
2002	Snead, 66	Snead, 18	Nye, 13	McNeal, 6	Snead, 16	Shipp/Watson, 14
2003	Acuna/Duncan, 24	Acuna, 12	Huber/Jacobs, 7	Basak/Jacobs, 8	Basak/Duncan, 8	Acuna/Jacobs, 11
2004	Lydon, 65	Lydon, 20	Huber, 12	Pagan, 6	Lydon, 11	Pressley, 10
2005	Lydon, 42	Lydon, 14	Hietpas, 9	Jacobs/Redman, 6	Lydon, 19	Jacobs, 11
2006	Gomez, 41	Gomez/Ragsdale, 9	Gomez, 20	Caligiuri, 5	Batista, 8	Padilla, 15
2007	Kiger, 16	Negron, 8	Kiger, 11	Stewart, 7	Cruz/Sanchez, 7	Kiger, 14
2008	Concepcion, 24	Garcia, 9	Stewart, 7	Murphy, 6	Coronado, 12	Coronado, 15
2009	Garcia/Tejada, 19	Garcia, 10	Tejada, 11	Thole, 9	Tejada, 15	Coronado, 16
2010	Nieuwenhuis, 13	Nieuwenhuis, 7	Satin, 7	Nieuwenhuis/Hernandez, 5	Coronado, 6	Evans, 12
2011	Valdespin, 33	Valdespin, 14	Dykstra, 12	Maldonado, 6	Valdespin/Coronado, 7	Campbell, 13
2012	Lagares, 21	Lagares, 10	Three players, 6	Campbell/Lagares, 5	Cohoon, 5	Centeno, 21

B-METS YEARLY PITCHING LEADERS

Year	Games	Starts	Innings	Wins	Losses	Saves
1992	Langbehn, 52	Vitko, 26	Vitko, 165.2	Jones/Vitko, 12	Walker, 12	Vasquez, 17
1993	Rogers, 62	Dastillo, 26	Harriger, 170.2	Harriger, 13	Castillo, 11	Walker, 19
1994	McCready, 63	Pulsipher, 28	Pulsipher, 201.0	Pulsipher, 14	Pulsipher, 9	Beckerman, 19
1995	Knackert, 48	Edmondson/ Ludwick, 22	Ludwick, 143.1	Ludwick, 12	Ramirez, 12	Kanckert, 11
1996	Fuller, 51	Lidle, 27	Lidle, 190.1	Lidle, 14	Lidle, 10	Welch, 27
1997	Turrentine, 61	Gooch, 27	Sanchez, 165.1	Sanchez, 13	Gooch, 12	Turrentine, 13
1998	Arroyo, 57	Gooch/Murray, 27	Murray, 164.1	Figueroa, 12	Gooch, 14	Guerra, 12
1999	Brittan, 54	Corey, 27	Corey, 155.0	Corey/Roberts, 7	Corey/Herbison, 13	Cammack, 15
2000	Brittan, 55	Ochoa, 26	Gonzalez, 147.2	Gonzalez, 13	Ochoa, 12	Riggan, 28
2001	Bell, 43	Maness, 26	Strange, 153.1	Strange, 11	Saenz, 15	Corey, 17
2002	Cammack/ Saenz, 36	Griffiths, 26	Griffiths, 152.2	Seibel, 10	Maness, 9	Rivera, 13
2003	Bevis/Lavigne, 40	Three players, 20	Cole, 113.2	Cole/Mattox, 8	Musser, 9	Lavigne, 11
2004	Lavigne, 40	Scobie, 24	Scobie, 147.0	Three players, 9	Diaz, 7	Bevis, 12
2005	McNab, 42	Chenard, 22	Roman, 110.0	Petit, 9	Portobanco, 12	Hammulack, 6
2006	Camacho, 53	Pinango, 27	Pinango, 152.0	Pinango, 10	Edwards, 8	Owens, 20
2007	Perez, 47	Sanchez, 27	Mulvey, 151.2	Mulvey, 11	Mulvey/Carvajal, 10	Muniz, 23
2008	Kunz, 44	Sanchez, 26	Sanchez, 152.2	Sanchez, 13	Brown, 9	Kunz, 27
2009	Merritt, 56	Owen, 23	Owen, 123.0	Antonini/Brown, 7	Brown, 14	Merritt, 14
2010	Merritt, 60	Antonini, 23	Antonini, 131.1	Stinson, 9	Antonini, 9	Merritt, 9
2011	Brooks, 53	Moore, 25	Moore, 133.0	Moore, 10	Caron, 11	Three players, 7
2012	Holt, 39	Peavey, 25	Cphoon, 146.2	Wheeler, 10	Germen, 12	Carson, 9

Year	ERA*	Strikeouts	Walks	WHIP*	Opp. Avg.	Hits
1992	Jones, 1.88	Jones, 143	Vitko, 53	Jones, 1.02	Jones, .209	Vitko, 163
1993	Harriger, 2.95	Castillo, 118	Long, 58	Harriger, 1.25	Castillo, .261	Roa, 190
1994	Pulsipher, 3.22	Pulsipher, 171	Pulsipher, 89	Person, 1.21	Person, .219	Pulsipher, 179
1995	Wilson, 2.17	Ludwick, 131	Ludwick, 68	Wilson, 0.94	Wilson, .208	Edmondson, 150
1996	Lidle, 3.31	Lidle, 141	Carter, 54	Lidle, 1.23	Lidle, .259	Lidle, 186
1997	Sanchez, 4.30	Sanchez, 176	Gooch, 76	Sanchez, 1.25	Sanchez, .237	Gooch, 179
1998	Arteaga, 2.80	Murray, 159	Gooch, 60	Arteaga, 1.24	Murray, .249	Gooch, 164
1999	Pumphrey, 4.80	Corey, 111	Herbison, 81	Roberts, 1.40	Roberts, .267	Corey, 175
2000	Walker, 2.75	Gonzalez, 138	Ochoa, 75	Gonzalez, 1.12	Walker, .191	Ochoa, 171
2001	Roach, 3.26	Maness, 107	Saenz, 80	Roach, 1.35	Roach, .282	Strange, 171
2002	Griffiths, 3.89	Griffiths, 126	Maness, 72	Seibel, 1.31	Maness, .246	Griffiths, 157
2003	Mattox, 3.49	Bevis, 100	Cole, 59	Mattox, 1.26	Mattox, .246	Cole, 122
2004	Scobie, 2.82	Chenard, 122	Diaz, 70	Chenard, 1.21	Chenard, .221	Scobie, 137
2005	Petit, 2.91	Roman, 136	Roman, 58	Petit, 0.92	Petit, .209	Edwards, 124
2006	Collazo, 3.11	Pinango, 80	Pinango, 41	Collazo, 1.01	Collazo, .239	Pinango, 159
2007	Mulvey, 3.32	Mulvey, 110	Carvajal, 63	Mulvey, 1.24	Mulvey, .252	Mulvey/ Sanchez, 164
2008	Niese, 3.04	Sanchez, 118	Parnell, 57	Niese, 1.30	Niese, .253	Sanchez, 160
2009	Antonini, 5.32	Antonini, 86	Owen, 53	Antonini, 1.49	Antonini, .299	Owen, 152
2010	Antonini, 4.32	Antonini, 106	Kunz, 68	Antonini, 1.20	Antonini, .261	Antonini, 132
2011	Moore, 4.47	Moore, 105	Holt, 57	Moore, 1.49	Moore, .287	Moore, 156
2012	Wheeler, 3.26	Gorski, 118	Gorski, 50	Wheeler, 1.16	Wheeler, .225	Peavey, 169

Bold - Franchise single-season record

* - Minimum 113.2 innings pitched

B-METS YEARLY PITCHING LEADERS

Year	Runs	Earned Runs	Home Runs	Wild Pitches	Hit Batsmen	Balks
1992	Walker, 77	Vitko/Walker, 64	Vitko, 11	Vitko, 7	Vitko, 12	Wegmann/ Walker, 2
1993	Castillo, 93	Castillo, 84	Castillo, 27	Harriger, 9	Castillo, 13	Knackert, 3
1994	Pulsipher, 90	Pulsipher, 72	Person/Pulsipher, 18	Roberts, 12	McCready, 9	Pulsipher, 5
1995	Edmondson, 82	Edmondson, 71	Edmondson, 17	Edmondson, 7	Edmondson, 6	Ramirez, 5
1996	Lidle, 78	Lidle, 70	Guerra, 23	Lidle, 14	Carter/Ramirez, 6	Tam, 4
1997	Gooch, 106	Gooch, 91	Sanchez, 25	Turrentine, 17	Roberts, 8	Fesh/Sanchez, 3
1998	Gooch, 92	Gooch, 71	Figueroa, 19	Gooch, 14	Murray, 8	Stewart, 4
1999	Herbison, 115	Herbison, 97	Herbison, 20	Roberts, 8	Pumphrey, 15	Walker, 3
2000	Ochoa, 94	Ochoa, 85	Gonzalez, 14	Walker, 9	Gonzalez, 11	Brea/Cota, 2
2001	Saenz, 97	Saenz, 90	Strange, 18	Saenz, 16	Strange, 12	Three players, 2
2002	Seible, 78	Three players, 66	Seible, 17	Saenz, 8	Griffiths, 11	Maness, 2
2003	Cole, 76	Cole, 61	Cole/Musser, 9	Sanez, 9	Cole, 11	Hee, 3
2004	Chenard, 66	Chenard, 61	Chenard, 17	Chenard, 15	Diaz/Chenard, 12	Four players, 2
2005	Roman, 75	Roman, 66	Roman, 18	Lindstrom, 11	Lopez/Roman, 9	Edwards, 2
2006	Pinango, 86	Pinango, 75	Pinango, 20	Roman, 9	Edwards, 11	Three players, 2
2007	Sanchez, 90	Aguilar, 77	Sanchez, 14	Mulvey, 12	Nall, 13	Paulk, 2
2008	Brown, 77	Brown, 69	Brown, 15	Parnell, 9	Brown, 8	Sanchez, 1
2009	Owen, 88	Owen, 81	Owen/Brown, 13	Brown, 8	Brown, 13	Niesen, 3
2010	Kunz, 73	Shaw, 68	Antonini, 17	Ramirez, 11	Kunz, 14	Cphoon, 3
2011	Carson, 88	Carson, 72	Stoner, 17	Holt, 18	Moore, 14	Brooks, 3
2012	Peavey, 91	Peavey, 81	Gorski, 20	Gorski, 13	Wheeler, 11	Cphoon/Mazzoni, 2

Year	CG	Shutouts	HR/9IP*	K/9IP*	BB/9IP	K/BB*
1992	Walker/Jones, 4	Jones, 4	Jones, 0.3	Jones, 8.1	Johnstone, 2.2	Johnstone, 3.36
1993	Harriger/Long, 4	Harriger, 3	Harriger, 0.4	Castillo, 6.4	Roa, 1.3	Roa, 3.04
1994	Pulsipher, 5	Person/Roberts, 2	Roberts, 0.6	Pulsipher, 7.7	Person, 3.8	Pulsipher, 1.92
1995	Wilson, 4	Ludwick, 2	Wilson, 0.4	Wilson, 9.5	Wilson, 1.8	Wilson, 5.29
1996	Lidle, 6	Four players, 1	Lidle, 0.6	Lidle, 6.7	Guerra, 2.2	Lidle, 2.88
1997	Gooch, 4	Gooch, 1	Gooch, 0.7	Sanchez, 9.6	Sanchez, 3.3	Sanchez, 2.89
1998	Figueroa, 3	Figueroa, 2	Arteaga, 0.6	Murray, 8.7	Arteaga, 1.9	Arteaga, 3.88
1999	Herbison, 1	None	Roberts, 0.6	Three players, 6.4	Gooch, 3.4	Roberts, 1.92
2000	Gonzalez/ Arteaga, 2	Four players, 1	Walker, 0.2	Gonzalez, 8.4	Arteaga, 2.0	Gonzalez, 3.83
2001	Three players, 1	None	Roach, 0.1	Maness, 6.7	Roach, 2.2	Roach, 2.50
2002	Griffiths/Seibel, 2	None	Griffiths, 0.7	Maness, 7.5	Seibel, 2.9	Griffiths, 2.33
2003	Keppel, 2	Keppel, 2	Mattox, 0.6	Mattox, 6.8	Mattox, 3.2	Mattox, 2.15
2004	Diaz, 1	None	Scobie, 0.7	Chenard, 8.9	Scobie, 3.0	Chenard, 2.54
2005	Petit, 2	Bannister/ MacLane, 1	Edwards, 0.6	Roman, 10.2	Petit, 1.4	Petit, 7.22
2006	Pinango/ Devaney, 2	Devaney, 2	Collazo, 0.5	Collazo, 6.0	Cplazo, 1.2	Collazo, 4.94
2007	Aguilar, 2	None	Mulvey, 0.2	Carvajal, 7.0	Mulvey, 2.6	Mulvey, 2.56
2008	Niese, 2	Niese, 1	Niese, 0.4	Niese, 8.1	Brown, 2.1	Brown, 2.76
2009	Niesen/Stoner, 1	Stoner, 1	Antonini, 0.7	Antonini, 6.7	Antonini, 2.7	Antonini, 2.53
2010	Four players, 1	Schwinden, Mejia, 1	Antonini, 1.2	Antonini, 7.3	Antonini, 1.8	Antonini, 4.08
2011	McHugh, 1	None	Moore, 0.8	Moore, 7.1	Moore, 2.8	Moore, 2.50
2012	Three players, 2	Three players, 1	Wheeler, 0.2	Wheeler, 9.1	Cphoon, 1.8	Germen, 2.94

YEAR-BY-YEAR ATTENDANCE

Year	Total	Gates	Average	Season High
1992*	278,492	67	4,157	6,255 - 9/12 v Canton-Akron Indians
1993	225,467	65	3,469	6,282 - 4/8 v Reading Phillies
1994*	230,665	73	3,160	6,455 - 6/10 v New Britain Red Sox
1995	200,077	69	2,900	6,847 - 7/3 v Bowie Baysox
1996*	206,589	69	2,994	6,528 - 7/3 v Portland Sea Dogs
1997	200,513	68	2,949	6,641 - 7/3 v Akron Aeros
1998*	221,423	70	3,163	6,605 - 7/3 v Bowie Baysox
1999	203,674	69	2,952	6,068 - 7/19 v Portland Sea Dogs
2000*	187,692	64	2,933	6,387 - 8/10 v New Haven Ravens
2001	197,113	68	2,899	6,362 - 7/16 v Norwich Navigators
2002	214,289	66	3,247	6,953 - 7/15 v Altoona Curve
2003	211,533	66	3,205	6,261 - 8/31 v Trenton Thunder
2004*	218,535	68	3,214	6,712 - 6/9 v Norwich Navigators
2005	222,243	69	3,221	6,307 - 7/4 v New Hampshire Fisher Cats
2006	215,336	67	3,214	7,198 - 8/31 v Portland Sea Dogs
2007	230,078	66	3,486	6,327 - 6/1 v Erie SeaWolves
2008	220,638	69	3,198	7,412 - 7/17 v Connecticut Defenders
2009	210,526	67	3,142	5,862 - 5/24 v New Britain Rock Cats
2010	203,823	66	3,088	5,740 - 7/4 v Portland Sea Dogs
2011	209,044	66	3,167	6,033 - 8/26 v Altoona Curve
2012	196,929	66	2,984	6,481 - 7/3 v Altoona Curve
	4,504,679	1,418	3,177	

Bold - Franchise single-season record * - Includes postseason

SINGLE GAME ATTENDANCE RECORDS

	Attendance	Date	Opponent
1.	7,412	7/17/08	Connecticut Defenders
2.	7,198	8/31/06	Portland Sea Dogs
3.	6,953	7/15/02	Altoona Curve
4.	6,847	7/3/95	Bowie Baysox
5.	6,712	6/9/04	Norwich Navigators
6.	6,641	7/3/97	Akron Aeros
7.	6,637	7/4/03	Norwich Navigators
8.	6,629	7/4/02	Trenton Thunder
9.	6,621	8/31/95	Hardware City Rock Cats
10.	6,605	7/3/98	Bowie Baysox
11.	6,556	8/31/04	Portland Sea Dogs
12.	6,542	7/11/94	'94 Eastern League All-Star Game
13.	6,528	7/3/96	Portland Sea Dogs
14.	6,481	7/3/12	Altoona Curve
15.	6,455	7/1/94	Bowie Baysox
16.	6,452	5/21/04	New Hampshire Fisher Cats
17.	6,387	7/10/00	New Haven Ravens
18.	6,365	7/3/00	Trenton Thunder
19.	6,362	7/16/01	Norwich Navigators
20.	6,349	9/1/95	New Haven Ravens

POSTSEASON

1992 - Finish: 79-59; 2nd Eastern League

EASTERN LEAGUE SEMI-FINALS - HARRISBURG SENATORS - B-METS WIN SERIES (3-1)

Game One - September 2, 1992

	1	2	3	4	5	6	7	8	9	R	H	E
Harrisburg	0	0	0	0	0	0	1	0	0	1	5	2
Binghamton	1	0	1	0	4	2	0	0	x	8	10	2

W: Jose Martinez (1-0)

T: 2:16

A: 2,528

L: Mike Mathile (0-1)

B-Mets lead series (1-0)

Game Two - September 3, 1992

	1	2	3	4	5	6	7	8	9	R	H	E
Harrisburg	0	0	0	1	2	0	1	0	0	4	5	1
Binghamton	0	0	0	0	0	0	0	1	0	1	8	1

W: Tavo Alvarez (1-0)

T: 2:46

A: 2,217

L: John Johnstone (0-1)

S: Len Picota (1)

Series tied (1-1)

Game Three - September 4, 1992

	1	2	3	4	5	6	7	8	9	R	H	E
Binghamton	3	0	1	0	0	0	0	0	3	7	12	0
Harrisburg	0	0	2	0	0	2	0	1	0	5	7	3

W: Gregg Langbehn (1-0)

T: 2:50

A: 2,982

L: Len Picota (0-1)

S: Andy Reich (1)

B-Mets lead series (2-1)

Game Four - September 5, 1992

	1	2	3	4	5	6	7	8	9	10	11	12	13	14	R	H	E
Binghamton	3	0	0	0	0	0	0	0	0	0	0	0	0	1	4	7	2
Harrisburg	0	0	0	1	0	0	0	2	0	0	0	0	0	0	3	8	0

W: Tom Wegmann (1-0)

T: 3:27

A: 2,024

L: Chris Marchok (0-1)

B-Mets win series (3-1)

EASTERN LEAGUE CHAMPIONSHIP - CANTON-AKRON INDIANS - B-METS WIN SERIES (3-2)

Game One - September 7, 1992

	1	2	3	4	5	6	7	8	9	10	11	R	H	E
Binghamton	1	0	0	0	4	0	0	0	0	0	2	6	8	0
Canton-Akron	0	1	0	0	0	0	1	0	2	0	1	5	15	3

W: Tom Wegmann (1-0)

T: 3:30

A: 1,536

L: Mike Gardella (0-1)

S: Andy Reich (1)

B-Mets lead series (1-0)

Game Two - September 8, 1992

	1	2	3	4	5	6	7	8	9	R	H	E
Binghamton	0	0	0	0	0	1	0	0	0	1	3	2
Canton-Akron	0	0	0	1	0	0	1	0	x	2	5	0

W: Chad Ogea (1-0)

T: 2:07

A: 1,285

L: Jose Martinez (0-1)

Series tied (1-1)

POSTSEASON

Game Three - September 9, 1992

	1	2	3	4	5	6	7	8	9	R	H	E
Canton-Akron	1	4	0	1	0	0	0	0	0	6	13	1
Binghamton	0	0	0	0	0	0	0	1	2	3	6	1

W: Victor Garcia (1-0)

T: 3:02

A: 4,144

L: John Johnstone (0-1)

Indians lead series (2-1)

S: Mike Gardella (1)

Game Four - September 11, 1992

	1	2	3	4	5	6	7	8	9	R	H	E
Canton-Akron	0	0	0	0	0	0	1	1	0	2	3	3
Binghamton	2	1	0	0	4	0	0	0	x	7	9	1

W: Joe Vitko (1-0)

T: 2:41

A: 4,165

L: Alan Embree (0-1)

Series tied (2-2)

Game Five - September 12, 1992

	1	2	3	4	5	6	7	8	9	R	H	E
Canton-Akron	1	1	0	0	0	0	0	0	0	2	4	0
Binghamton	0	0	0	1	3	0	0	0	x	5	13	4

W: Bobby Jones (1-0)

T: 2:33

A: 6,255

L: Chad Ogea (1-1)

B-Mets win series (3-2)

S: Andy Reich (1)

1994 - Finish: 82-59; 1st North Division

NORTH DIVISION CHAMPIONSHIP - NEW HAVEN RAVENS - B-METS WIN SERIES (3-0)

Game One - September 6, 1994

	1	2	3	4	5	6	7	8	9	R	H	E
New Haven	0	0	0	0	0	0	1	0	0	1	4	0
Binghamton	0	0	0	0	0	0	0	2	x	2	8	0

W: Bill Pulsipher (1-0)

T: 2:23

A: 2,521

L: Mark Voisard (0-1)

B-Mets lead series (1-0)

Game Two - September 7, 1994

	1	2	3	4	5	6	7	8	9	R	H	E
New Haven	0	0	0	2	3	0	0	0	0	5	6	0
Binghamton	0	0	2	1	0	2	1	0	x	6	8	1

W: Jim McCready (1-0)

T: 2:31

A: 2,238

L: Jake Viano (0-1)

B-Mets lead series (2-0)

S: Bryan Rogers (1)

Game Three - September 8, 1994

	1	2	3	4	5	6	7	8	9	R	H	E
Binghamton	1	0	1	0	0	0	0	0	0	2	6	1
New Haven	0	0	0	0	0	1	0	0	0	1	5	0

W: Chris Roberts (1-0)

T: 2:22

A: 4,646

L: Lloyd Peever (0-1)

B-Mets win series (3-0)

S: Bryan Rogers (2)

POSTSEASON

EASTERN LEAGUE CHAMPIONSHIP - HARRISBURG SENATORS - B-METS WIN SERIES (3-1)

Game One - September 11, 1994

	1	2	3	4	5	6	7	8	9	R	H	E
Binghamton	0	0	1	0	0	2	0	0	1	4	9	1
Harrisburg	0	0	0	1	0	0	4	0	x	5	6	2

W: Bob Baxter (1-0)

T: 2:31

A: 2,330

L: Jeff Tam (0-1)

Senators lead series (1-0)

S: Curt Schmidt (1)

Game Two - September 12, 1994

	1	2	3	4	5	6	7	8	9	R	H	E
Binghamton	0	0	0	2	0	0	0	0	0	2	8	0
Harrisburg	0	0	0	0	0	0	0	0	0	0	0	0

W: Bill Pulsipher (1-0)

T: 2:20

A: 2,654

L: Mike Mimbs (0-1)

Series tied (1-1)

Game Three - September 13, 1992

	1	2	3	4	5	6	7	8	9	R	H	E
Harrisburg	2	0	0	0	1	1	0	0	0	4	5	2
Binghamton	0	0	0	0	2	0	0	0	3	5	12	1

W: Bryan Rogers (1-0)

T: 3:07

A: 3,047

L: Alberto Reyes (0-1)

B-Mets lead series (2-1)

Game Four - September 14, 1992

	1	2	3	4	5	6	7	8	9	R	H	E
Harrisburg	0	0	0	0	0	0	0	2	0	2	5	0
Binghamton	0	1	0	4	0	0	2	0	x	7	11	1

W: Chris Roberts (1-0)

T: 2:07

A: 5,259

L: Bob Baxter (1-1)

B-Mets win series (3-1)

1996 - Finish: 76-66; 2nd North Division

NORTH DIVISION CHAMPIONSHIP - PORTLAND SEA DOGS - B-METS LOSE SERIES (3-2)

Game One - September 3, 1996

	1	2	3	4	5	6	7	8	9	10	11	R	H	E
Binghamton	0	0	1	0	0	0	2	0	0	0	1	4	14	0
Portland	0	0	0	1	2	0	0	0	0	0	0	3	6	2

W: Hector Ramirez (1-0)

T: 3:36

A: 4,049

L: Bryan Ward (0-1)

B-Mets lead series (1-0)

Game Two - September 4, 1996

	1	2	3	4	5	6	7	8	9	R	H	E
Binghamton	0	0	2	0	0	0	0	0	0	2	6	0
Portland	2	0	0	0	0	0	0	1	x	3	8	0

W: Bryan Hernandez (1-0)

T: 2:36

A: 4,473

L: Livan Edmondson (0-1)

Series tied (1-1)

S: Rob Stanifer (1)

POSTSEASON

Game Three - September 5, 1996

	1	2	3	4	5	6	7	8	9	R	H	E
Portland	0	0	0	0	0	0	1	0	0	1	4	0
Binghamton	0	0	0	0	1	0	0	5	x	6	8	2

W: Chris Roberts (1-0)

T: 2:33

A: 1,773

L: Andy Larkin (0-1)

B-Mets lead series (2-1)

Game Four - September 6, 1996

	1	2	3	4	5	6	7	8	9	R	H	E
Portland	1	0	0	0	0	1	2	0	0	4	7	0
Binghamton	0	0	0	0	0	0	0	2	0	2	6	0

W: Will Cunnane (1-0)

T: 2:18

A: 2,355

L: Scott Sauerbeck (0-1)

Series tied (2-2)

S: Rob Stanifer (2)

Game Five - September 7, 1996

	1	2	3	4	5	6	7	8	9	R	H	E
Binghamton	1	0	0	1	1	0	0	0	0	3	8	1
Portland	3	2	0	2	0	0	0	0	X	7	8	0

W: Brian Meadows (1-0)

T: 2:51

A: 6,865

L: John Carter (0-1)

Sea Dogs win series (3-2)

1998 - Finish: 82-60; 2nd North Division

NORTH DIVISION CHAMPIONSHIP - NEW BRITAIN ROCK CATS - B-METS LOSE SERIES (3-1)

Game One - September 9, 1998

	1	2	3	4	5	6	7	8	9	R	H	E
Binghamton	0	2	0	0	0	6	0	0	0	8	11	0
New Britain	0	1	0	0	0	2	0	0	0	3	8	1

W: Ivan Arteaga (1-0)

T: 2:50

A: 1,542

L: Rob Radlosky (0-1)

B-Mets lead series (1-0)

Game Two - September 10, 1998

	1	2	3	4	5	6	7	8	9	R	H	E
Binghamton	0	1	0	0	0	0	0	0	1	2	8	1
New Britain	0	1	0	0	2	0	0	0	x	3	11	3

W: Mike Lincoln (1-0)

T: 2:45

A: 1,817

L: Dan Murray (0-1)

Series tied (1-1)

S: Brent Stentz (1)

Game Three - September 11, 1998

	1	2	3	4	5	6	7	8	9	R	H	E
New Britain	1	0	0	0	0	3	0	0	0	4	7	0
Binghamton	0	0	0	1	0	0	0	2	0	3	8	1

W: Jason Bell (1-0)

T: 3:06

A: 3,292

L: Scott Stewart (0-1)

Rock Cats lead series (2-1)

S: Brent Stentz (2)

POSTSEASON

Game Four - September 12, 1998

	1	2	3	4	5	6	7	8	9	R	H	E
New Britain	3	1	2	0	0	0	0	0	0	6	10	1
Binghamton	0	0	0	1	0	0	0	0	1	2	4	4

W: Joe Mays (1-0)

T: 2:34

A: 1,940

L: Arnold Gooch (0-1)

Rock Cats win series (3-1)

2000 - Finish: 82-58; 1st North Division

NORTH DIVISION CHAMPIONSHIP - NEW HAVEN RAVENS - B-METS LOSE SERIES (3-1)

Game One - September 6, 2000

	1	2	3	4	5	6	7	8	9	R	H	E
New Haven	0	0	0	3	0	1	0	0	0	4	11	2
Binghamton	0	0	2	0	0	1	2	0	x	5	7	1

W: Juan Cerros (1-0)

T: 2:59

A: 1,345

L: Damasco Marte (0-1)

B-Mets lead series (1-0)

S: Jerrod Riggan (1)

Game Two - September 7, 2000

	1	2	3	4	5	6	7	8	9	R	H	E
New Haven	3	0	3	0	0	2	0	0	0	8	14	1
Binghamton	0	0	0	1	0	0	0	0	0	1	6	1

W: Allen Westfall (1-0)

T: 2:38

A: 1,652

L: Pat Strange (0-1)

Series tied (1-1)

Game Three - September 8, 2000

	1	2	3	4	5	6	7	8	9	R	H	E
Binghamton	0	2	1	0	0	0	0	0	0	3	8	2
New Haven	0	3	0	0	0	0	0	2	x	5	9	0

W: Greg Wooten (1-0)

T: 2:32

A: 3,509

L: Corey Brittan (0-1)

Ravens lead series (2-1)

Game Four - September 9, 2000

	1	2	3	4	5	6	7	8	9	R	H	E
Binghamton	0	0	1	0	0	0	0	0	0	1	4	0
New Haven	0	0	0	1	1	1	1	1	x	5	7	1

W: Brian Fuentes (1-0)

T: 2:37

A: 2,529

L: Jesus Martinez (0-1)

Ravens win series (3-1)

S: Jason Turman (1)

HITTING FOR THE CYCLE

Over the last 21 years, the B-Mets have played 2,998 games and seen 583 different players wear the uniform. However, only one player, Josh Satin, has hit for the cycle in a game. Satin performed the feat on the road against the Bowie Baysox on June 24, 2011. He launched a solo home run in the first inning, reached on an infield single to short in the third, doubled to center field in the fifth, and legged out a triple to left to complete the historic night in the seventh. His three-bagger was just the fifth of his career.

POSTSEASON

2004 - Finish: 76-66; 2nd North Division

NORTH DIVISION CHAMPIONSHIP - NEW HAMPSHIRE FISHER CATS - B-METS LOSE SERIES (3-1)

Game One - September 8, 2004

	1	2	3	4	5	6	7	8	9	R	H	E
Binghamton	0	0	0	0	0	0	0	0	0	0	1	1
New Hampshire	0	0	0	0	0	0	2	0	x	2	6	1

W: Gustavo Chacin (1-0)

T: 2:29

A: 2,294

L: Tim Lavigne (0-1)

Fisher Cats lead series (1-0)

S: Jordan DeJong (1)

Game Two - September 9, 2004

	1	2	3	4	5	6	7	8	9	R	H	E
Binghamton	0	0	1	1	0	0	2	0	0	4	7	2
New Hampshire	3	0	0	1	4	2	0	0	x	10	14	1

W: Brandon League (1-0)

T: 2:48

A: 2,323

L: Jason Scobie (0-1)

Fisher Cats lead series (2-0)

Game Three - September 10, 2004

	1	2	3	4	5	6	7	8	9	10	R	H	E
New Hampshire	0	0	0	0	0	0	0	0	0	0	0	6	2
Binghamton	0	0	0	0	0	0	0	0	0	1	1	6	2

W: P.J. Bevis (1-0)

T: 2:32

A: 2,105

L: John Ogiltree (0-1)

Fisher Cats lead series (2-1)

Game Four - September 11, 2004

	1	2	3	4	5	6	7	8	9	R	H	E
New Hampshire	0	0	1	0	2	0	0	2	0	5	8	0
Binghamton	0	0	0	0	0	0	2	0	0	2	6	2

W: Francisco Rosario (1-0)

T: 2:33

A: 2,042

L: Ken Chenard (0-1)

Fisher Cats win series (3-1)

S: Jordan DeJong (2)

MOST RUNS SCORED, GAME

Runs	Date	Opp	Result
18	4/11/08	@ Erie	W, 18-13
17	8/16/11	v New Britain	W, 17-5
	6/8/08	v New Britain	W, 17-4
	6/21/02	v Erie	W, 17-7
16	8/15/97	@ Portland	W, 16-2
	6/20/97	v Bowie	W, 16-2
	6/5/96	@ Harrisburg	W, 16-3
	4/19/94	@ New Britain	W, 16-6
	5/14/92	@ Albany-Colonie	W, 16-5
15	4/20/10	@ Portland	W, 15-3
	7/28/04	@ Portland	W, 15-4
	5/27/03	v New Hampshire	W, 15-7
	4/25/99	@ Norwich	W, 15-8
	6/22/94	v Albany-Colonie	W, 15-8

MOST RUNS ALLOWED, GAME

Runs	Date	Opp	Result
20	8/20/03	@ Trenton	L, 20-4
19	5/3/08	v Connecticut	L, 19-5
	6/3/01	v Norwich	L, 19-9
	5/16/97	@ Trenton	L, 19-2
17	4/27/04	v Trenton	L, 17-12
	4/28/02	v New Britain	L, 17-6
	5/1/99	v Norwich	L, 17-7
	7/3/95	v Bowie	L, 17-9
	4/15/94	v Canton-Akron	L, 17-8
16	4/26/12	v New Hampshire	L, 16-3
	7/31/09	v Akron	L, 16-3
	7/24/09	@ Erie	L, 16-3
	6/11/09	v Harrisburg	L, 16-2
	7/29/05	v Akron	L, 16-4
	6/16/00	v Portland	L, 16-5
	8/10/99	v Bowie	L, 16-1



TEAM RECORDS

ALL-TIME SEASON BATTING LEADERS

BATTING AVERAGE*

1. Jay Payton	.345	(1995)
2. Michel Abreu	.332	(2006)
3. Mike Jacobs	.329	(2003)
4. Josh Thole	.328	(2009)
5. Josh Satin	.325	(2011)
6. Mike Jacobs	.321	(2005)
7. Scott Hunter	.314	(1998)
8. Tate Seefried	.313	(1997)
Jason Tyner	.313	(1999)
10. Three tied with	.312	

HOME RUNS

1. Matt Raleigh	37	(1997)
2. Tate Seefried	29	(1997)
Robert Stratton	29	(2001)
4. Brahiam Maldonado	28	(2011)
5. Bryon Gainey	25	(1999)
Butch Huskey	25	(1993)
Mike Jacobs	25	(2005)
8. Brett Harper	24	(2007)
Alan Zinter	24	(1993)
10. Brian Daubach	22	(1996)

RUNS BATTED IN

1. Chris Saunders	105	(1996)
2. Butch Huskey	98	(1993)
3. Mike Jacobs	93	(2005)
4. Brett Harper	88	(2007)
5. Alan Zinter	87	(1993)
6. Robert Stratton	83	(2001)
7. Mike Jacobs	81	(2003)
8. Tate Seefried	79	(1997)
9. Bryon Gainey	78	(1999)
10. Three tied with	77	

GAMES

1. Chris Saunders	141	(1996)
2. Butch Huskey	139	(1993)
Jose Coronado	139	(2008)
4. Rodney Nye	138	(2003)
Chris Butterfield	138	(1992)
6. Bryon Gainey	137	(1999)
7. Tim Howard	136	(1992)
8. Brian Daubach	135	(1995)
Prentice Redman	135	(2002)
10. Three tied with	134	

PLATE APPEARANCES

1. Chris Saunders	604	(1996)
2. Ricky Otero	592	(1994)
3. Jason Tyner	590	(1999)
4. Butch Huskey	584	(1993)
5. Jose Coronado	582	(2008)
6. Mo Bruce	575	(1999)
7. Edgardo Alfonzo	574	(1994)
8. Prentice Redman	570	(2002)
Wayne Lydon	570	(2004)
10. Mike Carp	566	(2008)

AT BATS

1. Ricky Otero	531	(1994)
2. Butch Huskey	526	(1993)
3. Jason Tyner	518	(1999)
4. Chris Saunders	510	(1996)
5. Jose Coronado	507	(2008)
6. Wayne Lydon	506	(2004)
7. Tim Howard	505	(1992)
8. Ricky Otero	503	(1993)
9. Bryon Gainey	502	(1999)
10. Ron Acuna	500	(2004)
Mo Bruce	500	(1999)

RUNS

1. Ricky Otero	96	(1994)
2. Jason Tyner	91	(1999)
3. Edgardo Alfonzo	89	(1994)
4. Quilvio Veras	87	(1993)
5. Chris Saunders	82	(1996)
6. Kirk Nieuwenhuis	81	(2010)
7. Mo Bruce	80	(1999)
Scott Hunter	80	(1998)
Brian Daubach	80	(1996)
10. Prentice Redman	79	(2002)
Alex Escobar	79	(2000)

HITS

1. Jason Tyner	162	(1999)
2. Ricky Otero	156	(1994)
3. Scott Hunter	153	(1998)
4. Chris Saunders	152	(1996)
5. Ron Acuna	150	(2004)
6. Rodney Nye	148	(2003)
7. Edgardo Alfonzo	146	(1994)
8. Ron Acuna	144	(2003)
9. Mike Carp	143	(2008)
10. Jorge Padilla	142	(2006)

DOUBLES

1. Jason Hardtke	42	(1995)
2. Rodney Nye	41	(2003)
3. Mike Jacobs	37	(2005)
4. Mike Jacobs	36	(2003)
5. Prentice Redman	35	(2002)
Aarom Baldiris	35	(2005)
Kirk Nieuwenhuis	35	(2010)
Earl Snyder	35	(2001)
Josh Satin	35	(2011)
10. Edgardo Alfonzo	34	(1994)

TRIPLES

1. Wayne Lydon	13	(2005)
2. Ricky Otero	10	(1993)
Terrence Long	10	(1998)
4. Ricky Otero	9	(1994)
Tim Howard	9	(1992)
6. Angel Pagan	8	(2004)
Carlos Gomez	8	(2006)
Jose B. Reyes	8	(2002)
9. Six tied with	7	

EXTRA-BASE HITS

1. Mike Jacobs	64	(2005)
2. Robert Stratton	60	(2001)
3. Bryon Gainey	59	(1999)
4. Earl Snyder	57	(2001)
5. Rodney Nye	56	(2003)
6. Mike Jacobs	54	(2003)
7. Kirk Nieuwenhuis	53	(2010)
8. Alan Zinter	52	(1993)
Matt Raleigh	52	(1997)
10. Edgardo Alfonzo	51	(1994)

TOTAL BASES

1. Mike Jacobs	255	(2005)
2. Robert Stratton	239	(2001)
3. Brett Harper	238	(2007)
4. Chris Saunders	236	(1996)
5. Bryon Gainey	234	(1999)
6. Butch Huskey	232	(1993)
7. Edgardo Alfonzo	229	(1994)
Rodney Nye	229	(2003)
9. Ricky Otero	226	(1994)
Scott Hunter	226	(1998)

* - Minimum 384 plate appearances

ALL-TIME SEASON BATTING LEADERS

ON-BASE PERCENTAGE*

1. Mark Kiger	.432	(2007)
2. Quilvio Veras	.430	(1993)
3. Josh Satin	.423	(2011)
4. Tate Seefried	.405	(1997)
5. Michel Abreu	.404	(2006)
6. Brian Daubach	.403	(1996)
Mike Carp	.403	(2008)
8. Jay Payton	.395	(1995)
Josh Thole	.395	(2009)
10. Eric Campbell	.391	(2012)

SLUGGING PERCENTAGE*

1. Tate Seefried	.621	(1997)
2. Mike Jacobs	.589	(2005)
3. Mike Jacobs	.548	(2003)
4. Josh Satin	.538	(2011)
5. Jay Payton	.535	(1995)
6. Michel Abreu	.530	(2006)
7. Nick Evans	.527	(2010)
8. Earl Snyder	.526	(2001)
9. Matt Raleigh	.513	(1997)
10. Kirk Nieuwenhuis	.510	(2010)

ON-BASE + SLUGGING*

1. Tate Seefried	1.025	(1997)
2. Mike Jacobs	.965	(2005)
3. Josh Satin	.962	(2011)
4. Michel Abreu	.935	(2006)
5. Jay Payton	.930	(1995)
6. Mike Jacobs	.923	(2003)
7. Brian Daubach	.910	(1996)
8. Mark Kiger	.910	(2007)
Early Snyder	.900	(2001)
10. Nick Evans	.893	(2010)

STRIKEOUTS

1. Robert Stratton	201	(2001)
2. Bryon Gainey	184	(1999)
3. Corey Ragsdale	182	(2006)
4. Matt Raleigh	169	(1997)
5. Brahim Maldonado	146	(2011)
6. Yuri Sanchez	135	(1999)
7. Mo Bruce	134	(1999)
8. Bryon Gainey	132	(2000)
9. Allan Dykstra	131	(2011)
10. Chris Butterfield	126	(1992)

WALKS

1. Quilvio Veras	91	(1993)
2. Alan Zinter	90	(1993)
3. Matt Raleigh	79	(1997)
Mike Carp	79	(2008)
5. Mark Kiger	75	(2007)
6. Brian Daubach	74	(1996)
7. Chris Saunders	73	(1996)
8. Alan Zinter	70	(1992)
9. Allan Dykstra	69	(2011)
10. Jason Hardtke	66	(1995)

INTENTIONAL WALKS

1. Tate Seefried	10	(1997)
2. Brian Daubach	9	(1996)
Michel Abreu	9	(2006)
4. Chris Butterfield	8	(1992)
5. Alan Zinter	7	(1993)
Dan Murphy	7	(2008)
Brett Harper	7	(2007)
8. Seven tied with	6	

STOLEN BASES

1. Esix Snead	66	(2002)
2. Wayne Lydon	65	(2004)
3. Quilvio Veras	52	(1993)
4. Jason Tyner	49	(1999)
5. Prentice Redman	43	(2002)
6. Wayne Lydon	42	(2005)
7. Carlos Gomez	41	(2006)
8. Scott Hunter	39	(1998)
9. Mo Bruce	33	(1999)
Jordany Valdespin	33	(2011)
Ricky Otero	33	(1994)

CAUGHT STEALING

1. Wayne Lydon	20	(2004)
2. Quilvio Veras	19	(1993)
3. Esix Snead	18	(2002)
Rob Katzaroff	18	(1992)
5. Jason Tyner	16	(1999)
Ricky Otero	16	(1994)
16. (1996)		
Scott Pagano	16	(1996)
Mike Curry	16	(2001)
9. Scott Hunter	15	(1998)
Ricky Otero	15	(1993)

HIT BY PITCH

1. Carlos Gomez	20	(2006)
2. Dan Held	17	(2000)
3. Jay Caligiuri	15	(2006)
4. Rodney Nye	13	(2002)
5. Garrett Neubart	12	(1998)
6. Justin Huber	12	(2004)
7. Allan Dykstra	12	(2011)
8. Allen Dina	11	(2000)
9. Mark Kiger	11	(2007)
10. Ruben Tejada	11	(2009)

SACRIFICE FLIES

1. Chris Saunders	11	(1996)
2. Jeff Barry	9	(1995)
Josh Thole	9	(2009)
Jason Hardtke	9	(1995)
Tim Howard	9	(1992)
6. Scott Hunter	8	(1998)
Mike Jacobs	8	(2003)
Jeff Barry	8	(1994)
Chris Basak	8	(2003)
Butch Huskey	8	(1993)

SACRIFICE BUNTS

1. Wayne Lydon	19	(2005)
2. Esix Snead	16	(2002)
3. Ruben Tejada	15	(2009)
4. Jose Coronado	12	(2008)
5. Jose Coronado	11	(2009)
Emmanuel Garcia	11	(2009)
Emmanuel Garcia	11	(2008)
Wayne Lydon	11	(2004)
Jesus Sanchez	11	(1998)
10. Kevin Morgan	10	(1996)
Bert Hunter	10	(1992)

DOUBLE PLAYS

1. Juan Centeno	21	(2012)
2. Jefry Marte	20	(2012)
3. Jose Coronado	16	(2009)
4. Jose Coronado	15	(2008)
Kevin Morgan	15	(1996)
Jorge Padilla	15	(2006)
7. Brian Shipp	14	(2002)
Mark Kiger	14	(2007)
Matt Watson	14	(2002)
Josh Thole	14	(2009)
Jesus Azuaje	14	(2008)

ALL-TIME CAREER BATTING LEADERS

BATTING AVERAGE*

1. Jay Payton	.337	(94-96)
2. Michael Abreu	.332	(06)
3. Josh Thole	.328	(09)
4. Mike Jacobs	.325	(03,05)
5. Josh Satin	.317	(10-11)
6. Tate Seefried	.313	(97)
Jason Tyner	.313	(99)
8. Dan Held	.312	(00)
9. Tony Darden	.310	(98-99)
10. Dan Murphy	.308	(08)

HOME RUNS

1. Brett Harper	47	(04-07)
2. Matt Raleigh	43	(97-98)
3. Mike Jacobs	42	(03,05)
Brahiam Maldonado	42	(10-11)
5. Scott Hunter	41	(97-98,01-02)
6. Alan Zinter	40	(92-93)
7. Chris Saunders	38	(94-97)
8. Bryon Gainey	36	(99-00)
9. Nick Evans	34	(08-10)
10. Jay Caligiuri	33	(05-06)

RUNS BATTED IN

1. Chris Saunders	263	(94-97)
2. Mike Jacobs	174	(03,05)
3. Rodney Nye	168	(01-03)
4. Brett Harper	164	(04-07)
5. Jose Coronado	155	(07-11)
6. Scott Hunter	149	(97-98,01-02)
7. Brian Daubach	148	(95-96)
8. Caleb Stewart	142	(07-09)
9. Prentice Redman	141	(02,04-05)
10. Alan Zinter	137	(92-93)

GAMES

1. Jose Coronado	502	(07-11)
2. Chris Saunders	425	(94-97)
3. Rodney Nye	368	(01-03)
4. Jay Davis	340	(93-95)
5. Jon Malo	325	(08-11)
6. Jesus Aquaje	320	(95-98)
7. Chris Basak	315	(01-04)
8. Caleb Stewart	303	(07-09)
9. Scott Hunter	299	(97-98,01-02)
10. Gil Velazquez	297	(01-04)

PLATE APPEARANCES

1. Jose Coronado	1,970	(07-11)
2. Chris Saunders	1,791	(94-97)
3. Rodney Nye	1,435	(01-03)
4. Jay Davis	1,267	(93-95)
5. Chris Basak	1,258	(01-04)
6. Jesus Azuaje	1,249	(95-98)
7. Scott Hunter	1,241	(97-98,01-02)
8. Kevin Morgan	1,182	(95-97)
9. Caleb Stewart	1,181	(07-09)
10. Ricky Otero	1,151	(93-94)

AT BATS

1. Jose Coronado	1,731	(07-11)
2. Chris Saunders	1,561	(94-97)
3. Rodney Nye	1,234	(01-03)
4. Jay Davis	1,177	(93-95)
5. Scott Hunter	1,118	(97-98,01-02)
6. Chris Basak	1,100	(01-04)
7. Jesus Azuaje	1,050	(95-98)
8. Ricky Otero	1,034	(93-94)
9. Caleb Stewart	1,031	(07-09)
10. Kevin Morgan	1,030	(95-97)

RUNS

1. Chris Saunders	224	(94-97)
2. Jose Coronado	208	(07-11)
3. Scott Hunter	182	(97-98,01-02)
4. Rodney Nye	173	(01-03)
5. Jay Davis	167	(93-95)
6. Chris Basak	166	(01-04)
7. Jesus Azuaje	162	(95-98)
8. Ricky Otero	159	(93-94)
9. Prentice Redman	155	(02,04-05)
10. Caleb Stewart	152	(07-09)

HITS

1. Chris Saunders	436	(94-97)
2. Jose Coronado	427	(07-11)
3. Rodney Nye	340	(01-03)
4. Jay Davis	334	(93-95)
5. Scott Hunter	316	(97-98,01-02)
6. Ron Acuna	299	(02-04)
7. Chris Basak	293	(01-04)
8. Ricky Otero	289	(93-94)
9. Jesus Azuaje	274	(95-98)
10. Mike Jacobs	273	(03,05)

DOUBLES

1. Chris Saunders	91	(94-97)
2. Rodney Nye	81	(01-03)
3. Jose Coronado	77	(07-11)
4. Prentice Redman	76	(02,04-05)
5. Mike Jacobs	73	(03,05)
6. Chris Basak	70	(01-04)
7. Eric Campbell	59	(10-12)
Josh Satin	59	(10-11)
9. Jesus Azuaje	58	(95-98)
10. Three tied with	57	

TRIPLES

1. Ricky Otero	19	(93-94)
Wayne Lydon	19	(04-05)
3. Jay Davis	13	(93-95)
4. Chris Basak	11	(01-04)
5. Dwight Maness	10	(96-98)
Jeff Duncan	10	(03-05)
Tim Howard	10	(92-93)
Terrence Long	10	(98)
9. Six tied with	9	

EXTRA-BASE HITS

1. Chris Saunders	137	(94-97)
2. Mike Jacobs	118	(03,05)
3. Rodney Nye	116	(01-03)
4. Prentice Redman	108	(02,04-05)
5. Brett Harper	102	(04-07)
6. Chris Basak	101	(01-04)
7. Nick Evans	99	(08-10)
8. Scott Hunter	96	(97-98,01-02)
9. Caleb Stewart	92	(07-09)
10. Jose Coronado	91	(07-11)

TOTAL BASES

1. Chris Saunders	657	(94-97)
2. Jose Coronado	542	(07-11)
3. Rodney Nye	521	(01-03)
4. Scott Hunter	499	(97-98,01-02)
5. Mike Jacobs	478	(03,05)
6. Brett Harper	464	(04-07)
7. Chris Basak	445	(01-04)
8. Jay Davis	434	(93-95)
9. Prentice Redman	427	(02,04-05)
10. Caleb Stewart	424	(07-09)

* - Minimum 384 plate appearances

ALL-TIME CAREER BATTING LEADERS

ON-BASE PERCENTAGE*

1. Quilvio Veras	.420	(93)
2. Mark Kiger	.424	(07-09)
3. Josh Satin	.410	(10-11)
4. Tate Seefried	.405	(97)
5. Michel Abreu	.404	(06)
6. Allan Dykstra	.401	(11-12)
7. Josh Thole	.395	(09)
8. Lucas Duda	.389	(09-10)
Jay Payton	.389	(94-96)
David Bacani	.389	(03-05)

SLUGGING PERCENTAGE*

1. Tate Seefried	.621	(97)
2. Mike Jacobs	.569	(03-05)
3. Nick Evans	.532	(08-10)
4. Michel Abreu	.530	(06)
5. Earl Snyder	.526	(01)
6. Kirk Nieuwenhuis	.521	(09-10)
7. Jay Payton	.513	(94-96)
8. Josh Satin	.508	(10-11)
9. Dan Murphy	.496	(08)
10. Robert Stratton	.495	(01)

ON-BASE + SLUGGING*

1. Tate Seefried	1.025	(97)
2. Mike Jacobs	.945	(03-05)
3. Michel Abreu	.935	(06)
4. Josh Satin	.918	(10-11)
5. Jay Payton	.902	(94-96)
6. Earl Snyder	.900	(01)
7. Nick Evans	.895	(08-10)
8. Terrence Long	.871	(98)
9. Dan Murphy	.870	(08)
10. Kirk Nieuwenhuis	.869	(09-10)

Strikeouts

1. Jose Coronado	343	(07-11)
2. Bryon Gainey	316	(99-00)
3. Chris Saunders	302	(94-97)
4. Corey Ragsdale	289	(05-07)
5. Brett Harper	283	(04-07)
6. Chris Basak	272	(01-04)
7. Rodney Nye	253	(01-03)
8. Caleb Stewart	233	(07-09)
9. Brahim Maldonado	230	(10-11)
10. Matt Raleigh	229	(97-98)

WALKS

1. Chris Saunders	173	(94-97)
2. Jose Coronado	170	(07-11)
3. Rodney Nye	162	(01-03)
4. Alan Zinter	160	(92-93)
5. Jesus Azuaje	153	(95-98)
6. Brian Daubach	125	(95-96)
7. Eric Campbell	124	(10-12)
8. Allan Dykstra	120	(11-12)
9. Mike Carp	118	(07-08)
10. Caleb Stewart	117	(07-09)

INTENTIONAL WALKS

1. Brian Daubach	14	(95-96)
2. Alan Zinter	12	(92-93)
3. Brett Harper	11	(04-07)
4. Jeff Barry	10	(94-95)
Tate Seefried	10	(97)
6. Chris Butterfield	9	(92-93)
Michel Abreu	9	(06)
8. Jose Coronado	8	(07-11)
Bobby Malek	8	(04-06)
10. Four tied with	7	

STOLEN BASES

1. Wayne Lydon	107	(04-05)
2. Scott Hunter	82	(97-98)(01-02)
3. Esix Snead	66	(02)
4. Ricky Otero	62	(93-94)
5. Prentice Redman	54	(02,04-05)
Mo Bruce	54	(99-00)
7. Quilvio Veras	52	(93)
8. Chris Basak	49	(01-04)
9. Jason Tyner	49	(99)
10. Ron Acuna	47	(02-04)

CAUGHT STEALING

1. Wayne Lydon	34	(04-05)
2. Scott Hunter	32	(97-98)(01-02)
3. Ricky Otero	31	(93-94)
4. Chris Basak	29	(01-04)
5. Ron Acuna	25	(02-04)
6. Mo Bruce	21	(99-00)
7. Quilvio Veras	19	(93)
8. Allen Dina	19	(99-01)
Emmanuel Garcia	19	(08-09)
10. Esix Snead	18	(02)
Rob Katzaroff	18	(92)

HIT BY PITCH

1. Caleb Stewart	22	(07-09)
2. Jay Caligiuri	22	(05-06)
3. Garrett Neubart	20	(98-99)
4. Carlos Gomez	20	(06)
5. Chris Saunders	19	(94-97)
6. Rodney Nye	19	(01-03)
7. Justin Huber	19	(03-04)
8. Tony Darden	18	(98-99)
9. Dan Held	17	(00)
10. Five tied with	16	

SACRIFICE FLIES

1. Chris Saunders	29	(94-97)
2. Jeff Barry	17	(94-95)
Jose Coronado	17	(07-11)
4. Scott Hunter	15	(97-98)(01-02)
Chris Basak	15	(01-04)
6. Mike Jacobs	14	(03-05)
7. Rodney Nye	12	(01-03)
Prentice Redman	12	(02,04-05)
Tim Howard	12	(92-93)
10. Three tied with	11	

SACRIFICE BUNTS

1. Jose Coronado	41	(07-11)
2. Wayne Lydon	30	(04-05)
3. Emmanuel Garcia	22	(08-09)
4. Jesus Azuaje	21	(95-98)
5. Kevin Morgan	20	(95-97)
John Tamargo	20	(99-01)
7. Jon Malo	18	(08-11)
David Bacani	18	(03-05)
Jesus Sanchez	18	(97-98)
10. Five tied with	16	

DOUBLE PLAYS

1. Jose Coronado	42	(07-11)
2. Chris Saunders	32	(94-97)
3. Eric Campbell	30	(10-12)
4. Jesus Azuaje	27	(95-98)
Pedro Grifol	27	(96-98)
Mike Carp	27	(07-08)
7. John Tamargo	25	(99-01)
Aaron McNeal	25	(01-02)
9. Salomon Manriquez	24	(08,10-11)
Frank Jacobs	24	(93-95)

ALL-TIME SEASON PITCHING LEADERS

GAMES			GAMES STARTED			INNINGS PITCHED		
1. Jim McCready	63	(1994)	1. Bill Pulsipher	28	(1994)	1. Bill Pulsipher	201.0	(1994)
2. Bryan Rogers	62	(1993)	2. Mark Corey	27	(1999)	2. Cory Lidle	190.1	(1996)
3. Rich Turrentine	61	(1997)	3. Miguel Pinango	27	(2006)	3. Chris Roberts	175.1	(1994)
4. Roy Merritt	60	(2010)	Arnold Gooch	27	(1997)	4. Denny Harriger	170.2	(1993)
5. Luis Arroyo	57	(1998)	Arnold Gooch	27	(1998)	5. Joe Roa	167.1	(1993)
6. Roy Merritt	56	(2009)	Cory Lidle	27	(1996)	6. Juan Castillo	165.2	(1993)
7. Andy Beckerman	55	(1994)	Dan Murray	27	(1998)	7. Jesus Sanchez	165.1	(1997)
8. Corey Brittan	55	(2000)	Chris Roberts	27	(1994)	8. Joe Vitko	165.0	(1992)
9. Corey Brittan	54	(1999)	Jose Sanchez	27	(2007)	9. Dan Murray	164.1	(1998)
10. Three tied with	53		10. Nine tied with	26		10. Arnold Gooch	163.2	(1998)

WINS			LOSSES			SAVES		
1. Bill Pulsipher	14	(1994)	1. Jason Saenz	15	(2001)	1. Jerrod Riggan	28	(2000)
Cory Lidle	14	(1996)	2. Arnold Gooch	14	(1998)	2. Eddie Kunz	27	(2008)
3. Chris Roberts	13	(1994)	Eric Brown	14	(2009)	Mike Welch	27	(1996)
Denny Harriger	13	(1993)	4. Mark Corey	13	(1999)	4. Carlos Muniz	23	(2007)
Jesus Sanchez	13	(1997)	Brent Herbison	13	(1999)	5. Henry Owens	20	(2006)
Jose Sanchez	13	(2008)	6. Seven tied with	12		6. Pete Walker	19	(1993)
Dicky Gonzalez	13	(2000)				Andy Beckerman	19	(1994)
8. Six tied with	12					8. Mark Corey	17	(2001)
						Julian Vasquez	17	(1992)
						10. Eric Cammack	15	(1999)

EARNED RUN AVERAGE*			STRIKEOUTS			WALKS		
1. Bobby J. Jones	1.88	(1992)	1. Jesus Sanchez	176	(1997)	1. Bill Pulsipher	89	(1994)
2. Paul Wilson	2.17	(1995)	2. Bill Pulsipher	171	(1994)	2. Brent Herbison	81	(1999)
3. Tyler Walker	2.75	(2000)	3. Dan Murray	159	(1998)	3. Jason Saenz	80	(2001)
4. Juan D. Artega	2.80	(1998)	4. Bobby J. Jones	143	(1992)	4. Chris Roberts	77	(1994)
5. Jason Scobie	2.82	(2004)	5. Cory Lidle	141	(1996)	5. Arnold Gooch	76	(1997)
Todd Douma	2.82	(1992)	6. Dicky Gonzalez	138	(2000)	6. Pablo Ochoa	75	(2000)
7. Yusmeiro Petit	2.91	(2005)	7. Orlando Roman	136	(2005)	7. Nick Maness	72	(2002)
8. Eric Ludwick	2.95	(1995)	8. Eric Ludwick	131	(1995)	8. Ken Pumphrey	71	(1999)
Denny Harriger	2.95	(1993)	9. Robert Person	130	(1994)	9. Jose Sor. Diaz	70	(2004)
10. Jon Niese	3.04	(2008)	Yusmeiro Petit	130	(2005)	10. Four tied with	68	

WHIP*			OPPONENTS' AVERAGE*			HITS ALLOWED		
1. Yusmeiro Petit	0.92	(2005)	1. Tyler Walker	.191	(2000)	1. Joe Roa	190	(1993)
2. Paul Wilson	0.94	(1995)	2. Paul Wilson	.208	(1995)	2. Cory Lidle	186	(1996)
3. Willie Collazo	1.01	(2006)	3. Yusmeiro Petit	.209	(2005)	3. Bill Pulsipher	179	(1994)
4. Bobby J. Jones	1.02	(1992)	Bobby J. Jones	.209	(1992)	Arnold Gooch	179	(1997)
5. Dicky Gonzalez	1.12	(2000)	5. Eric Ludwick	.212	(1995)	5. Mark Corey	175	(1999)
6. John Johnstone	1.13	(1992)	6. Robert Person	.219	(1994)	6. Denny Harriger	174	(1993)
Tyler Walker	1.13	(2000)	7. Ken Chenard	.221	(2004)	7. Pablo Ochoa	171	(2000)
8. Zack Wheeler	1.16	(2012)	8. Zack Wheeler	.225	(2012)	Pat Strange	171	(2001)
9. Michael Antonini	1.20	(2010)	9. Dicky Gonzalez	.234	(2000)	9. Greg Peavey	169	(2012)
10. Three tied with	1.21		10. John Johnstone	.236	(1992)	10. Nick Maness	168	(2001)

* - Minimum 113.2 innings pitched

ALL-TIME SEASON PITCHING LEADERS

RUNS ALLOWED

1. Brent Herbison	115	(1999)
2. Mark Corey	108	(1999)
3. Arnold Gooch	106	(1997)
4. Jason Saenz	97	(2001)
5. Ken Pumphrey	95	(1999)
6. Pablo Ochoa	94	(2000)
Pat Strange	94	(2001)
Nick Maness	94	(2001)
9. Juan Castillo	93	(1993)
10. Arnold Gooch	92	(1998)

EARNED RUNS ALLOWED

1. Brent Herbison	97	(1999)
2. Mark Corey	93	(1999)
3. Arnold Gooch	91	(1997)
4. Jason Saenz	90	(2001)
5. Pablo Ochoa	85	(2000)
6. Juan Castillo	84	(1993)
7. Pat Strange	83	(2001)
8. Dylan Owen	81	(2009)
Greg Peavey	81	(2012)
10. Nick Maness	79	(2001)
Jesus Sanchez	79	(1997)

HOME RUNS ALLOWED

1. Juan Castillo	27	(1993)
2. Jesus Sanchez	25	(1997)
3. Mark Guerra	23	(1996)
4. Brent Herbison	20	(1999)
Miguel Pinango	20	(2006)
Darin Gorski	20	(2012)
7. Nelson Figueroa	19	(1998)
8. Six tied with	18	

WILD PITCHES

1. Brad Holt	18	(2011)
2. Rich Turrentine	17	(1997)
3. Jason Saenz	16	(2001)
4. Ken Chenard	15	(2004)
5. Arnold Gooch	14	(1998)
Cory Lidle	14	(1996)
7. Darin Gorski	13	(2012)
8. Arnold Gooch	12	(1997)
Brandon Moore	12	(2011)
Chris Roberts	12	(1994)
Kevin Mulvey	12	(2007)

HIT BATSMEN

1. Ken Pumphrey	15	(1999)
2. Brandon Moore	14	(2011)
Brent Herbison	14	(1999)
Eddie Kunz	14	(2010)
5. Eric Brown	13	(2009)
Juan Castillo	13	(1993)
Brandon Nall	13	(2007)
8. Grant Roberts	12	(1999)
Pat Strange	12	(2001)
Joe Vitko	12	(1992)
Jose Soriano Diaz	12	(2004)

BALKS

1. Bill Pulsipher	5	(1994)
Hector Ramirez	5	(1995)
3. Mark Fuller	4	(1995)
Jeff Tam	4	(1996)
Scott Steward	4	(1998)
6. Ten tied with	3	

COMPLETE GAMES

1. Cory Lidle	6	(1996)
2. Mill Pulsipher	5	(1994)
3. Paul Wilson	4	(1995)
Pete Walker	4	(1992)
Bobby J. Jones	4	(1992)
Denny Harriger	4	(1993)
Steve Long	4	(1993)
Joe Vitko	4	(1992)
Arnold Gooch	4	(1997)
10. Eight tied with	3	

SHUTOUTS

1. Bobby J. Jones	4	(1992)
2. Denny Harriger	3	(1993)
Joe Vitko	3	(1992)
4. Nelson Figueroa	2	(1998)
Robert Person	2	(1994)
Eric Ludwick	2	(1995)
Chris Roberts	2	(1994)
Bob Keppel	2	(2003)
Michael Devaney	2	(2006)
10. Twenty-nine tied with	1	

HOME RUNS / 9 IP*

1. Tyler Walker	0.2	(2000)
Kevin Mulvey	0.2	(2007)
Zack Wheeler	0.2	(2012)
4. Bobby J. Jones	0.3	(1992)
Salvador Aguilar	0.3	(2007)
6. Jon Niese	0.4	(2008)
Paul Wilson	0.4	(1995)
Denny Harriger	0.4	(1993)
9. Seven tied with	0.5	

STRIKEOUTS / 9 IP*

1. Orlando Roman	10.2	(2005)
2. Yusmeiro Petit	9.9	(2005)
3. Jesus Sanchez	9.6	(1997)
4. Paul Wilson	9.5	(1995)
5. Zack Wheeler	9.1	(2012)
6. Ken Chenard	8.9	(2004)
7. Dan Murray	8.7	(1998)
8. Nelson Figueroa	8.4	(1998)
Dicky Gonzalez	8.4	(2000)
10. Tyler Walker	8.3	(2000)

WALKS / 9 IP*

1. Willie Collazo	1.2	(2006)
2. Joe Roa	1.3	(1993)
3. Yusmeiro Petit	1.4	(2005)
4. Michael Antonini	1.8	(2010)
Paul Wilson	1.8	(1995)
Mark Cohoon	1.8	(2012)
7. Juan D. Arteaga	1.9	(1998)
8. Juan D. Arteaga	2.0	(2000)
9. Denny Harriger	2.1	(1993)
Eric Brown	2.1	(2008)

STRIKEOUTS / WALKS

1. Yusmeiro Petit	7.22	(2005)
2. Paul Wilson	5.29	(1995)
3. Willie Collazo	4.94	(2006)
4. Michael Antonini	4.08	(2010)
5. Juan D. Arteaga	3.88	(1998)
6. Dicky Gonzalez	3.83	(2000)
7. John Johnstone	3.36	(1992)
8. Bobby J. Jones	3.33	(1992)
9. Joe Roa	3.04	(1993)
Juan D. Arteaga	3.04	(2000)

ALL-TIME CAREER PITCHING LEADERS

GAMES

1. Tim Lavnigne	160	(02-05,08)
2. Roy Merritt	147	(09-11)
3. Bryan Rogers	125	(92-94)
4. Corey Brittan	118	(98-00)
5. Mark Fuller	117	(94-96)
6. Rich Turrentine	114	(96-99)
7. Mark Guerra	111	(95-98)
8. Edgar Ramirez	100	(09-12)
9. Tim McNab	98	(05-07,09)
10. Jim McCready	96	(93-96)
Jason Seanz	96	(01-03)

GAMES STARTED

1. Jose Sanchez	63	(07-09)
2. Chris Roberts	55	(94,96-97)
3. Arnold Gooch	54	(97-98)
4. Nick Maness	51	(00-03)
Michael Antonini	51	(08-10)
6. Mark Cohoon	45	(10-12)
7. Juan Castillo	44	(93-94)
8. Nelson Figueroa	43	(97-98)
9. Phil Seibel	42	(02-03)
10. Bobby Parnell	41	(07-08)

INNINGS PITCHED

1. Jose Sanchez	350.1	(07-09)
2. Chris Roberts	326.2	(94,96-97)
3. Arnold Gooch	324.2	(97-98)
4. Mark Guerra	309.0	(95-98)
5. Nick Maness	295.2	(00-03)
6. Michael Antonini	292.0	(08-10)
7. Juan Castillo	277.0	(93-94)
8. Jason Saenz	274.0	(01-03)
9. Brian Edmonson	270.2	(95-97)
10. Mark Cohoon	269.2	(10-12)

WINS

1. Arnold Gooch	21	(97-98)
Juan D. Artega	21	(98-00)
3. Chris Roberts	20	(94,96-97)
4. Jose Sanchez	18	(07-09)
Juan Castillo	18	(93-94)
6. Jason Saenz	17	(01-03)
Nelson Figueroa	17	(97-98)
Salvador Aguilar	17	(07-08)
9. Mark Guerra	16	(95-98)
Ken Chenard	16	(04-05)

LOSSES

1. Arnold Gooch	26	(97-98)
2. Chris Roberts	23	(94,96-97)
3. Eric Brown	23	(08-09)
4. Jose Sanchez	22	(07-09)
5. Nick Maness	22	(00-03)
6. Jason Saenz	21	(01-03)
7. Pete Walker	21	(92-93)
8. Brad Holt	20	(09-12)
9. Tim Lavnigne	19	(02-05,08)
Robert Carson	19	(10-12)

Saves

1. Tim Lavnigne	36	(02-05,08)
2. Eddie Kunz	30	(08,10)
3. Jerrod Riggan	28	(00,05)
4. Mike Welch	27	(95-96)
5. Rich Turrentine	26	(96-99)
6. Roy Merritt	23	(09-11)
Carlos Muniz	23	(07,10)
8. Bryan Rogers	20	(92-94)
Eric Cammack	20	(99,02-03)
Henry Owens	20	(06)

EARNED RUN AVERAGE*

1. Bobby J. Jones	2.02	(92,99)
2. Joe Crawford	2.30	(94-96)
3. Paul Wilson	2.37	(95-96)
4. Bryan Rogers	2.50	(92-94)
5. Corey Brittan	2.63	(98-00)
6. Collin McHugh	2.68	(11-12)
7. Eddie Camacho	2.89	(06-08)
8. Eric Ludwick	2.95	(95)
9. Jason Isringhausen	2.97	(94-95)
10. Brian Bannister	2.99	(04-05)

STRIKEOUTS

1. Jose Sanchez	249	(07-09)
2. Nelson Figueroa	232	(97-98)
3. Michael Antonini	224	(08-10)
Chris Roberts	224	(94,96-97)
5. Nick Maness	223	(00-03)
6. Ken Chenard	217	(04-05)
7. Arnold Gooch	214	(97-98)
8. Mark Guerra	212	(95-98)
9. Orlando Roman	211	(04-06)
10. Juan Castillo	198	(93-94)

WALKS

1. Jason Saenz	175	(01-03)
2. Chris Roberts	147	(94,96-97)
3. Nick Maness	145	(00-03)
4. Arnold Gooch	136	(97-98)
5. Eric Niesen	132	(09-11)
6. Tim Lavnigne	127	(02-05,08)
7. Jose Sanchez	124	(07-09)
8. Nelson Figueroa	112	(97-98)
9. Dylan Owen	107	(08-11)
10. Brian Edmondson	104	(95-97)

WHIP*

1. Yusmeiro Petit	0.95	(04-05)
2. Paul Wilson	0.99	(95-96)
3. Willie Collazo	1.01	(06)
4. Jason Isringhausen	1.04	(94-95)
Bobby J. Jones	1.04	(92,99)
6. Joe Crawford	1.09	(94-96)
7. Dicky Gonzalez	1.12	(00)
8. John Johnstone	1.13	(92)
Collin McHugh	1.13	(11-12)
10. Zack Wheeler	1.16	(12)

OPPONENTS' AVERAGE*

1. Eric Cammack	.203	(99,02-03)
2. Yusmeiro Petit	.210	(04-05)
3. Eric Ludwick	.212	(95)
Bobby J. Jones	.212	(92,99)
5. Robert Person	.213	(94-95)
Paul Wilson	.213	(95-96)
7. Jason Isringhausen	.215	(94-95)
8. Tyler Walker	.220	(99-01)
9. Zack Wheeler	.225	(12)
10. Collin McHugh	.226	(11-12)

HITS ALLOWED

1. Jose Sanchez	396	(07-09)
2. Arnold Gooch	343	(97-98)
3. Chris Roberts	322	(94,96-97)
4. Nick Maness	316	(00-03)
5. Mark Guerra	312	(95-98)
Michael Antonini	312	(08-10)
7. Brian Edmondson	297	(95-97)
8. Jason Saenz	294	(01-03)
9. Eric Brown	288	(08-09)
10. Mark Cohoon	280	(10-12)

* - Minimum 113.2 innings pitched

ALL-TIME CAREER PITCHING LEADERS

RUNS ALLOWED

1. Jose Sanchez	203	(07-09)
2. Arnold Gooch	198	(97-98)
3. Chris Roberts	186	(94,96-97)
4. Nick Maness	185	(00-03)
5. Jason Saenz	180	(01-03)
6. Eric Brown	161	(08-09)
7. Robert Carson	156	(10-12)
8. Brian Edmondson	155	(95-97)
Brad Holt	155	(09-12)
10. Michael Antonini	153	(08-10)

EARNED RUNS ALLOWED

1. Jose Sanchez	178	(07-09)
2. Arnold Gooch	162	(97-98)
3. Nick Maness	161	(00-03)
4. Chris Roberts	159	(94,96-97)
Jason Saenz	159	(01-03)
6. Michael Antonini	150	(08-10)
7. Eric Brown	145	(08-09)
8. Brad Holt	141	(09-12)
9. Robert Carson	136	(10-12)
10. Nelson Figueroa	133	(97-98)
Dylan Owen	133	(08-11)

HOME RUNS ALLOWED

1. Mark Guerra	44	(95-98)
2. Michael Antonini	36	(08-10)
3. Chris Roberts	35	(94,96-97)
4. Nelson Figueroa	33	(97-98)
Brian Edmondson	33	(95-97)
Juan Castillo	33	(93-94)
7. Ken Chenard	32	(04-05)
8. Jose Sanchez	31	(07-09)
Nick Maness	31	(00-03)
10. Tobi Stoner	29	(08-09,11)

WILD PITCHES

1. Jason Saenz	33	(01-03)
2. Brad Holt	30	(09-12)
3. Arnold Gooch	26	(97-98)
4. Ken Chenard	25	(04-05)
5. Rich Turrentine	24	(96-99)
6. Orlando Roman	22	(04-06)
7. Edgar Ramirez	18	(09-12)
Brandon Moore	18	(10-12)
9. Mark Cohoon	15	(10-12)
Robert Carson	15	(10-12)
Erik Turgeon	15	(10-12)

HIT BATSMEN

1. Eric Brown	21	(08-09)
Jason Saenz	21	(01-03)
3. Juan Castillo	19	(93-94)
Ken Chenard	19	(04-05)
5. Eric Niesen	18	(09-11)
Joe Cole	18	(02-04)
7. Roy Merritt	17	(09-11)
Bryan Edwards	17	(04-06)
9. Joe Vitko	16	(92,94)
Brandon Moore	16	(10-12)

BALKS

1. Hector Ramirez	7	(95-96)
Mark Cohoon	7	(10-12)
3. Jason Saenz	5	(01-03)
Bill Pulsipher	5	(94,97)
5. Eric Niesen	4	(09-11)
Mark Fuller	4	(94-96)
Joe Roa	4	(93-94)
Jeff Tam	4	(94-96)
Tyler Walker	4	(99-01)
Scott Stewart	4	(98-99)

COMPLETE GAMES

1. Arnold Gooch	6	(97-98)
Cory Lidle	6	(96)
3. Juan Castillo	5	(93-94)
Bill Pulsipher	5	(94,97)
5. Nine tied with	4	

SHUTOUTS

1. Bobby J. Jones	4	(92,99)
2. Joe Vitko	3	(92,94)
Denny Harriger	3	(92-93)
4. Arnold Gooch	2	(97-98)
Chris Roberts	2	(94,96-97)
Robert Person	2	(94-95)
Michael Devaney	2	(06-07)
Nelson Figueroa	2	(97-98)
Eric Ludwick	2	(95)
Bob Keppel	2	(03)

HOME RUNS / 9 IP*

1. Zack Wheeler	0.2	(12)
2. Kevin Mulvey	0.3	(06-07)
Greg Langbehn	0.3	(92,94)
Collin McHugh	0.3	(11-12)
5. Eight tied with	0.4	

STRIKEOUTS / 9 IP*

1. Eric Cammack	11.4	(99,02-03)
2. Rich Turrentine	10.3	(96-99)
3. Yusmeiro Petit	10.1	(04-05)
4. Jesus Sanchez	9.6	(97)
5. Paul Wilson	9.5	(95-96)
6. Orlando Roman	9.2	(04-06)
7. Zack Wheeler	9.1	(12)
8. Matt Lindstrom	8.8	(05-06)
Collin McHugh	8.8	(11-12)
Octavio Dotel	8.8	(97-98)

WALKS / 9 IP*

1. Joe Roa	1.2	(93-94)
Willie Collazo	1.2	(06)
3. Yusmeiro Petit	1.6	(04-05)
4. Tim McNab	1.8	(05-07,09)
5. Pete Della Ratta	2.0	(99-01)
6. Paul Wilson	2.1	(95-96)
Mark Cohoon	2.1	(10-12)
8. John Johnstone	2.2	(92)
Denny Harriger	2.2	(92-93)
Juan D. Arteaga	2.2	(98-00)
Dicky Gonzalez	2.2	(00)

STRIKEOUTS / WALKS

1. Yusmeiro Petit	6.35	(04-05)
2. Willie Collazo	4.94	(06)
3. Paul Wilson	4.55	(95-96)
4. Dicky Gonzalez	3.83	(00)
5. Jason Isringhausen	3.66	(94-95)
Pete Della Ratta	3.66	(99-01)
7. Collin McHugh	3.37	(11-12)
8. John Johnstone	3.36	(92)
Joe Roa	3.36	(93-94)
10. Bobby J. Jones	3.23	(92,99)
Tim McNab	3.23	(05-07,09)

ALL-TIME SEASON FIELDING LEADERS

GAMES			PUTOUTS			ASSISTS		
P Jim McCready	63	(1994)	P Cory Lidle	31	(1996)	P Willie Collazo	38	(2006)
C Brook Fordyce	117	(1992)	C Pedro Grifol	897	(1998)	C Pedro Grifol	81	(1998)
1B Brian Daubach	131	(1995)	1B Brian Daubach	1,137	(1995)	1B Brian Daubach	115	(1996)
2B Doug Saunders	130	(1992)	2B Quilvio Veras	276	(1993)	2B Quilvio Veras	372	(1993)
3B Butch Huskey	138	(1993)	3B Chris Butterfield	108	(1992)	3B Chris Saunders	327	(1996)
SS Jose Coronado	136	(2008)	SS Corey Ragsdale	221	(2006)	SS Jose Coronado	391	(2008)
OF Terrence Long	128	(1998)	OF Juan Lagares	353	(2012)	OF Ron Acuna	21	(2003)
All Chris Saunders	139	(1996)	All Brian Daubach	1,137	(1995)	All Edgardo Alfonzo	408	(1994)
Butch Huskey	139	(1993)						

ERRORS			TOTAL CHANCES			FIELDING PERCENTAGE*		
P Octavio Dotel	7	(1997)	P Cory Lidle	65	(1996)	P Twelve tied with	1.000	
C Yohanny Valera	14	(1999)	C Pedro Grifol	988	(1998)	C Brook Fordyce	.996	(1992)
1B Bryon Gainey	16	(1999)	1B Brian Daubach	1,245	(1995)	1B Michael Abreu	.993	(2006)
2B Chase Lambin	24	(2004)	2B Quilvio Veras	671	(1993)	2B Doug Saunders	.971	(1992)
3B Chris Butterfield	41	(1992)	3B Chris Butterfield	448	(1992)	3B Rodney Nye	.965	(2002)
SS Jose Coronado	30	(2008)	SS Jose Coronado	626	(2008)	SS Gil Velazquez	.974	(2004)
OF Ambiorix Concepcion	12	(2008)	OF Juan Lagares	372	(2012)	OF Caleb Stewart	1.000	(2008)
All Chris Butterfield	41	(1992)	All Brian Daubach	1,245	(1995)			

ALL-TIME CAREER FIELDING LEADERS

GAMES			PUTOUTS			ASSISTS		
P Tim Lavnigne	160	(02-05/08)	P Mark Guerra	35	(95-98)	P Arnold Gooch	63	(97-98)
C Charlie Green	228	(94-96)	C Pedro Grifol	1,616	(96-98)	C Pedro Grifol	160	(96-98)
1B Brian Daubach	252	(95-96)	1B Brian Daubach	2,245	(95-96)	1B Brian Daubach	213	(95-96)
2B Jesus Azuaje	257	(95-98)	2B Doug Saunders	475	(92-94)	2B Jesus Azuaje	746	(95-98)
3B Chris Saunders	410	(94-97)	3B Rodney Nye	220	(01-03)	3B Chris Saunders	923	(94-97)
SS Jose Coronado	329	(07-11)	SS Jose Coronado	491	(07-11)	SS Jose Coronado	891	(07-11)
OF Jay Davis	292	(93-95)	OF Caleb Stewart	516	(07-09)	OF Jay Davis	30	(93-95)
All Jose Coronado	493	(07-11)	All Brian Daubach	2,245	(95-96)	All Jose Coronado	1,249	(07-11)

ERRORS			TOTAL CHANCES			FIELDING PERCENTAGE*		
P Arnold Gooch	10	(97-98)	P Arnold Gooch	103	(97-98)	P Eight tied with	1.000	
C Pedro Grifol	25	(96-98)	C Pedro Grifol	1,801	(96-98)	C Brook Fordyce	.996	(92)
1B Bryon Gainey	29	(99-00)	1B Brian Daubach	2,479	(95-96)	1B Nick Evans	.998	(08-10)
2B Doug Saunders	31	(92-94)	2B Jesus Azuaje	1,234	(95-98)	2B Jesus Azuaje	.983	(95-98)
3B Chris Saunders	65	(94-97)	3B Chris Saunders	1,190	(94-97)	3B Shawn Bowman	.975	(08-09)
SS Jose Coronado	63	(07-11)	SS Jose Coronado	1,447	(07-11)	SS Chris Basak	.970	(01-04)
OF Wayne Lydon	22	(04-05)	OF Caleb Stewart	538	(07-09)	OF Caleb Stewart	.993	(07-09)
All Jose Coronado	86	(07-11)	All Brian Daubach	2,479	(95-96)	Jason Tyner	.993	(99)

* P Minimum 113.2 innings
 C Minimum 71 games
 IF & OF Minimum 95 games

B- METS HISTORICAL RECORDS

BATTING

GAMES

INDIVIDUAL, SEASON	
Chris Saunders (1996)	141
INDIVIDUAL, CAREER	
Jose Coronado (07-11)	502

PLATE APPEARANCES

INDIVIDUAL, SEASON	
Chris Saunders (1996)	604
INDIVIDUAL, CAREER	
Jose Coronado (07-11)	1,970
TEAM, SEASON	
2004	5,468

AT BATS

INDIVIDUAL, GAME	
Jay Davis, Frank Jacobs & Chris Saunders @ Portland (7/8/94)	8
INDIVIDUAL, SEASON	
Ricky Otero (1994)	531
INDIVIDUAL, CAREER	
Jose Coronado (07-11)	1,731
TEAM, MOST, SEASON	
1994	4,856

RUNS SCORED

INDIVIDUAL, GAME	
Last: Matt den Dekker v New Britain (8/16/11)	4
INDIVIDUAL, SEASON	
Ricky Otero (1994)	96
INDIVIDUAL, CAREER	
Chris Saunders (94-97)	224
TEAM, INNING	
@ Albany (7/23/94)	11
TEAM, GAME	
@ Erie (4/11/08)	18
TEAM, MOST, SEASON	
2010	718
TEAM, FEWEST, SEASON	
2009	550

HITS

INDIVIDUAL, GAME	
Last: Josh Rodriguez @ Trenton (6/9/12)	5
INDIVIDUAL, SEASON	
Jason Tyner (1999)	162
INDIVIDUAL, CAREER	
Chris Saunders (94-97)	436
TEAM, INNING	
v Akron (5/17/00)	9
TEAM, GAME	
Last: @ Erie (4/11/08)	22
TEAM, MOST, SEASON	
1994	1,344
TEAM, FEWEST, SEASON	
1992	1,103

DOUBLES

INDIVIDUAL, GAME	
Last: Nick Evans v Portland (7/27/10)	3
INDIVIDUAL, SEASON	
Jason Hardtke (1995)	42
INDIVIDUAL, CAREER	
Chris Saunders (94-97)	91
TEAM, GAME	
@ Altoona (7/7/10)	8
TEAM, MOST, SEASON	
2010	312
TEAM, FEWEST, SEASON	
1992	191

TRIPLES

INDIVIDUAL, GAME	
Last: Dustin Martin v Erie (7/15/12)	2
INDIVIDUAL, SEASON	
Wayne Lydon (2005)	13
INDIVIDUAL, CAREER	
Wayne Lydon (04-05)	19
TEAM, GAME	
@ Akron (4/30/10)	4
TEAM, MOST, SEASON	
1993	45
TEAM, FEWEST, SEASON	
1997	18

HOME RUNS

INDIVIDUAL, GAME	
Last: Dan Murphy v Reading (5/26/08)	3
INDIVIDUAL, SEASON	
Matt Raleigh (1997)	37
INDIVIDUAL, CAREER	
Brett Harper (04-07)	47
TEAM, INNING	
@ New Britain (8/4/99)	4
TEAM, GAME	
@ Portland (8/15/97)	7
TEAM, MOST, SEASON	
1997	182
TEAM, FEWEST, SEASON	
2009	64

EXTRA-BASE HITS

INDIVIDUAL, SEASON	
Mike Jacobs (2005)	64
INDIVIDUAL, CAREER	
Chris Saunders (94-97)	137
TEAM, MOST, SEASON	
2010	481
TEAM, FEWEST, SEASON	
1992	304

TOTAL BASES

INDIVIDUAL, GAME	
Last: Aaron McNeal v Harrisburg (6/2/02)	13
INDIVIDUAL, SEASON	
Mike Jacobs (2005)	255
INDIVIDUAL, CAREER	
Chris Saunders (94-97)	657
TEAM, GAME*	
@ Reading (7/21/11)	35
TEAM, MOST, SEASON	
2010	2,088
TEAM, FEWEST, SEASON	
1992	1,597

RUNS BATTED IN

INDIVIDUAL, GAME	
Jorge Toca v Reading (6/25/99)	8
INDIVIDUAL, SEASON	
Chris Saunders (1996)	105
INDIVIDUAL, CAREER	
Chris Saunders (94-97)	263
TEAM, GAME	
Last: v New Britain (8/16/11)	17
TEAM, MOST, SEASON	
2010	668
TEAM, FEWEST, SEASON	
1992	492

BATTING AVERAGE*

INDIVIDUAL, SEASON	
Jay Payton (1995)	.345
INDIVIDUAL, CAREER	
Jay Payton (94-96)	.337
TEAM, HIGH, SEASON	
2003	.280
TEAM, LOW, SEASON	
1992	.245

ON-BASE PERCENTAGE*

INDIVIDUAL, SEASON	
Mark Kiger (2007)	.432
INDIVIDUAL, CAREER	
Quilvio Veras (93)	.430
TEAM, HIGH, SEASON	
2004	.348
TEAM, LOW, SEASON	
1992	.318

SLUGGING PERCENTAGE*

INDIVIDUAL, SEASON	
Tate Seefried (1997)	.621
INDIVIDUAL, CAREER	
Tate Seefried (97)	.621
TEAM, HIGH, SEASON	
2010	.435
TEAM, LOW, SEASON	
1992	.355

B-METS HISTORICAL RECORDS

ON-BASE + SLUGGING*

INDIVIDUAL, SEASON	
Tate Seefried (1997)	1.025
INDIVIDUAL, CAREER	
Tate Seefried (97)	1.025
TEAM, HIGH, SEASON	
2010	.773
TEAM, LOW, SEASON	
1992	.672

STRIKEOUTS

INDIVIDUAL, GAME	
Last: Jon Malo v Altoona (8/20/10, 12 in)	5
INDIVIDUAL, SEASON	
Robert Stratton (2001)	201
INDIVIDUAL, CAREER	
Jose Coronado (07-11)	343
TEAM, GAME	
@ Trenton (4/9/09)	18
TEAM, MOST, SEASON	
2001	1,193
TEAM, FEWEST, SEASON	
1994	805

WALKS

INDIVIDUAL, GAME	
Earl Snyder v New Haven (5/20/01)	5
INDIVIDUAL, SEASON	
Quilvio Veras (1993)	91
INDIVIDUAL, SEASON, INTENTIONAL	
Tate Seefried (1997)	10
INDIVIDUAL, CAREER	
Chris Saunders (94-97)	173
INDIVIDUAL, CAREER, INTENTIONAL	
Brian Daubach (95-96)	14
TEAM, GAME	
@ Trenton (6/7/07)	13
TEAM, MOST, SEASON	
1996	572
TEAM, FEWEST, SEASON	
2000	389

STOLEN BASES

INDIVIDUAL, GAME	
Mike Curry v Reading (7/4/01)	4
INDIVIDUAL, SEASON	
Esix Sneed (2002)	66
INDIVIDUAL, CAREER	
Wayne Lydon (04-05)	107
TEAM, GAME	
v Trenton (6/7/07)	8
TEAM, MOST, SEASON	
2002	215
TEAM, FEWEST, SEASON	
2010	48

CAUGHT STEALING

INDIVIDUAL, GAME*	
Last: Mark Kiger @ Connecticut (8/23/09)	2
INDIVIDUAL, SEASON	
Wayne Lydon (2004)	20
INDIVIDUAL, CAREER	
Wayne Lydon (04-05)	34
TEAM, GAME	
Last: v Trenton (7/29/99)	8
TEAM, MOST, SEASON	
2002	93
TEAM, FEWEST, SEASON	
2010	38

DOUBLE PLAYS

INDIVIDUAL, GAME	
Frank Jacobs @ Albany (5/17/94)	3
INDIVIDUAL, SEASON	
Juan Centeno (2012)	21
INDIVIDUAL, CAREER	
Jose Coronado (07-11)	42
TEAM, MOST, GAME*	
Last: @ Bowie (7/22/12)	4
TEAM, MOST, SEASON	
2009	133
TEAM, FEWEST, SEASON	
1992	68

HIT BY PITCH

INDIVIDUAL, SEASON	
Carlos Gomez (2006)	20
INDIVIDUAL, CAREER	
Caleb Stewart (07-09)	22
Jay Caliguirri (05-06)	
TEAM, MOST, SEASON	
2006	81
TEAM, FEWEST, SEASON	
1994	25

SACRIFICE FLIES

INDIVIDUAL, SEASON	
Chris Saunders (1996)	11
INDIVIDUAL, CAREER	
Chris Saunders (94-97)	29
TEAM, MOST, SEASON	
1994 & 1995	55
TEAM, FEWEST, SEASON	
2001	24

SACRIFICE BUNTS

INDIVIDUAL, SEASON	
Wayne Lydon (2005)	19
INDIVIDUAL, CAREER	
Jose Coronado (07-11)	41
TEAM, MOST, SEASON	
2005	95
TEAM, FEWEST, SEASON	
2001	40

LEFT ON BASE*

TEAM, NINE INNING GAME	
v New Britain (5/11/11)	15
TEAM, EXTRA INNING GAME	
@ Trenton (4/9/09, 14 in)	17

* Minimum 384 plate appearances
Since 2009

PITCHING

GAMES

INDIVIDUAL, SEASON	
Jim McCready (1994)	63
INDIVIDUAL, CAREER	
Tim Lavigne (02-05,08)	160

GAMES STARTED

INDIVIDUAL, SEASON	
Bill Pulsipher (1994)	28
INDIVIDUAL, CAREER	
Jose Sanchez (07-09)	63

INNINGS PITCHED

INDIVIDUAL, GAME*	
Last: Mark Cohoon @ Harrisburg (8/10/12)	9.0
INDIVIDUAL, SEASON	
Bill Pulsipher (1994)	201.0
INDIVIDUAL, CAREER	
Jose Sanchez (07-09)	350.1
TEAM, MOST, SEASON	
1994	1261.1
TEAM, FEWEST, SEASON	
2000	1184.0

WINS

INDIVIDUAL, SEASON	
Cory Lidle (1996)	14
Bill Pulsipher (1994)	
INDIVIDUAL, CAREER	
Juan D. Arteaga (98-00)	21
Arnold Gooch (97-98)	
TEAM, MOST, SEASON	
2000, 1998 & 1994	82
TEAM, FEWEST, SEASON	
2009 & 1999	54

B-METS HISTORICAL RECORDS

LOSSES

INDIVIDUAL, SEASON	
Jason Saenz (2001)	15
INDIVIDUAL, CAREER	
Arnold Gooch (97-98)	26
TEAM, MOST, SEASON	
1999	88
TEAM, FEWEST, SEASON	
2000	58

SAVES

INDIVIDUAL, SEASON	
Jerrad Riggan (2000)	28
INDIVIDUAL, CAREER	
Tim Lavigne (02-05,08)	36
TEAM, MOST, SEASON	
2000	49
TEAM, FEWEST, SEASON	
2005	26

EARNED RUN AVERAGE*

INDIVIDUAL, SEASON	
Bobby J. Jones (1992)	1.88
INDIVIDUAL, CAREER	
Bobby J. Jones (92,99)	2.02
TEAM, LOWEST, SEASON	
1992	3.12
TEAM, HIGHEST, SEASON	
2009 & 2010	4.99

STRIKEOUTS

INDIVIDUAL, GAME	
Paul Wilson @ New Britain (5/19/95)	17
INDIVIDUAL, SEASON	
Jesus Sanchez (1997)	176
INDIVIDUAL, CAREER	
Jose Sanchez (07-09)	249
TEAM, NINE-INNING GAME	
v New Haven (4/10/95)	18
TEAM, EXTRA-INNING GAME	
v Erie (4/20/06, 14 inn)	20
TEAM, MOST, SEASON	
1998	1,142
TEAM, FEWEST, SEASON	
1993	717

WALKS

INDIVIDUAL, GAME	
Tobi Stoner v N. Hampshire (8/10/08)	7
Marcos Carvajal @ New Britain (5/2/07)	
INDIVIDUAL, SEASON	
Bill Pulsipher (1994)	89
INDIVIDUAL, CAREER	
Jason Saenz (01-03)	175
TEAM, GAME*	
@ Akron Aeros (6/28/09)	12

WALKS (cont)

TEAM, MOST, SEASON	
2003	573
TEAM, FEWEST, SEASON	
1992	364
WHIP*	
INDIVIDUAL, SEASON	
Yusmeiro Petit (2005)	0.92
INDIVIDUAL, CAREER	
Yusmeiro Petit (04-05)	0.95
TEAM, LOWEST, SEASON	
1992	1.23
TEAM, HIGHEST, SEASON	
2009	1.51

OPPONENTS' AVERAGE*

INDIVIDUAL, SEASON	
Tyler Walker (2000)	.191
INDIVIDUAL, CAREER	
Eric Cammack (99,02-03)	.203
TEAM, LOWEST, SEASON	
1992 & 1998	.246
TEAM, HIGHEST, SEASON	
2009	.283

HITS ALLOWED

INDIVIDUAL, GAME	
Willie Collazo @ Trenton (8/8/06)	14
INDIVIDUAL, SEASON	
Joe Roa (1993)	190
INDIVIDUAL, CAREER	
Jose Sanchez (07-09)	396
TEAM, GAME	
@ Portland (4/20/08)	21
TEAM, MOST, SEASON	
2007	1,364
TEAM, FEWEST, SEASON	
1992	1,103

RUNS ALLOWED

INDIVIDUAL, GAME	
Last: Greg Peavey v N. Hampshire (4/26/12)	11
INDIVIDUAL, SEASON	
Brent Herbison (1999)	115
INDIVIDUAL, CAREER	
Jose Sanchez (07-09)	203
TEAM, INNING	
@ N. Hampshire (4/17/10, 4th)	10
@ Bowie (7/28/07, 9th)	
TEAM, GAME	
@ Trenton (8/23/03)	20
TEAM, MOST, SEASON	
1999	767
TEAM, FEWEST, SEASON	
1992	488

EARNED RUNS ALLOWED

INDIVIDUAL, GAME	
Nick Abel v Harrisburg (6/11/09)	10
INDIVIDUAL, SEASON	
Brent Herbison (1999)	97
INDIVIDUAL, CAREER	
Jose Sanchez (07-09)	178
TEAM, GAME	
@ Erie (7/24/09)	16
TEAM, MOST, SEASON	
2010	682
TEAM, FEWEST, SEASON	
1992	414

HOME RUNS ALLOWED

INDIVIDUAL, GAME	
Brandon Moore v Harrisburg (9/3/10, G2)	4
Brad Holt v Connecticut (7/23/09)	
INDIVIDUAL, SEASON	
Juan Castillo (1993)	27
INDIVIDUAL, CAREER	
Mark Guerra (95-98)	44
TEAM, INNING	
v New Britain (8/19/01)	4
TEAM, GAME	
v New Britain (8/19/01)	8
TEAM, MOST, SEASON	
1997	136
TEAM, FEWEST, SEASON	
1992	62

COMPLETE GAMES

INDIVIDUAL, SEASON	
Cory Lidle (1996)	6
INDIVIDUAL, CAREER	
Arnold Gooch (97-98)	6
Cory Lidle (96)	
TEAM, MOST, SEASON	
1992	22
TEAM, FEWEST, SEASON	
1999, 2004 & 2011	1

SHUTOUTS

INDIVIDUAL, SEASON	
Bobby J. Jones (1992)	4
INDIVIDUAL, CAREER	
Bobby J. Jones (92,99)	4
TEAM, MOST, SEASON	
1992	17
TEAM, FEWEST, SEASON	
2011	0

WILD PITCHES

INDIVIDUAL, GAME	
Brad Holt @ N. Hampshire (5/19/11)	4
Ken Chenard @ Bowie (6/1/04, G1)	

B-METS HISTORICAL RECORDS

WILD PITCHES (cont)

INDIVIDUAL, SEASON	
Brad Holt (2011)	18
INDIVIDUAL, CAREER	
Jason Saenz (01-03)	33
TEAM, GAME*	
Last: v Harrisburg (5/4/12)	4
TEAM, MOST, SEASON	
2011	103
TEAM, FEWEST, SEASON	
1992	31

HIT BATSMEN

INDIVIDUAL, GAME	
Eric Niesen @ New Britain (6/5/10)	4
INDIVIDUAL, SEASON	
Ken Pumphrey (1999)	15
INDIVIDUAL, CAREER	
Eric Brown (08-09) Jason Saenz (01-03)	21
TEAM, GAME*	
v Reading (9/3/11) @ New Britain (6/5/10)	4
TEAM, MOST, SEASON	
2010	90
TEAM, FEWEST, SEASON	
1998	31

BALKS

INDIVIDUAL, GAME	
Jose Sanchez @ Trenton (5/15/09)	2
INDIVIDUAL, SEASON	
Hector Ramirez (1995) Bill Pulsipher (1994)	5

BALKS (cont)

INDIVIDUAL, CAREER	
Mark Cohoon (10-12) Hector Ramirez (95-96)	7
TEAM, GAME*	
@ Trenton (5/15/09)	2
TEAM, MOST, SEASON	
1995	21
TEAM, FEWEST, SEASON	
2008	1
HITS / 9 IP*	
INDIVIDUAL, SEASON	
Tyler Walker (2000)	6.1
INDIVIDUAL, CAREER	
Eric Cammack (99,02-03)	6.3
TEAM, LOWEST, SEASON	
1992	8.3
TEAM, HIGHEST, SEASON	
2007 & 2009	9.9
HOME RUNS / 9 IP*	
INDIVIDUAL, SEASON	
Zack Wheeler (2012) Kevin Mulvey (2007) Tyler Walker (2000)	0.2
INDIVIDUAL, CAREER	
Zack Wheeler (12)	0.2
TEAM, LOWEST, SEASON	
1992	0.5
TEAM, HIGHEST, SEASON	
1997 & 2005	1.0

STRIKEOUTS / 9 IP*

INDIVIDUAL, SEASON	
Orlando Roman (2005)	10.2
INDIVIDUAL, CAREER	
Eric Cammack (99,02-03)	11.4

STRIKEOUTS / 9 IP (cont)*

TEAM, HIGHEST, SEASON	
1998	8.2
TEAM, LOWEST, SEASON	
1993	5.4
WALKS / 9 IP*	
INDIVIDUAL, SEASON	
Willie Collazo (2006)	1.2
INDIVIDUAL, CAREER	
Willie Collazo (06) Joe Roa (93-94)	1.2
TEAM, LOWEST, SEASON	
1992	2.7
TEAM, HIGHEST, SEASON	
2003	4.3

STRIKEOUTS / WALKS

INDIVIDUAL, SEASON	
Yusmeiro Petit (2005)	7.22
INDIVIDUAL, CAREER	
Yusmeiro Petit (04-05)	6.35
TEAM, HIGHEST, SEASON	
1998	2.44
TEAM, LOWEST, SEASON	
2003	1.63

PITCHERS USED

TEAM, GAME	
@ Trenton (6/7/07)	7
TEAM, MOST, SEASON	
2006	29
TEAM, FEWEST, SEASON	
1992	14

* Minimum 113.2 innings pitched
Since 2009

DEFENSIVE

ERRORS

INDIVIDUAL, GAME	
Last: Ty Wiggington @ N. Hampshire (6/24/00)	4
INDIVIDUAL, SEASON	
Chris Butterfield (1992)	41
INDIVIDUAL, CAREER	
Jose Coronado (07-11)	86
TEAM, GAME*	
Last: v Harrisburg (5/21/11)	6
TEAM, MOST, SEASON	
1999	190
TEAM, FEWEST, SEASON	
2009	105

FIELDING PERCENTAGE

TEAM, HIGHEST, SEASON	
2009	.979
TEAM, LOWEST, SEASON	
1997 & 1999	.966

PASSED BALLS

INDIVIDUAL, SEASON	
Salomon Manriquez (2008)	14
INDIVIDUAL, CAREER	
Salomon Manriquez (08,10-11)	19
TEAM, MOST, SEASON	
1995	24
TEAM, FEWEST, SEASON	
1999	7

CAUGHT STEALING PCT, CATCHERS

INDIVIDUAL, HIGHEST, SEASON	
Charlie Greene (1998)	.553
INDIVIDUAL, HIGHEST, CAREER	
Javier Gonzalez (93)	.500
TEAM, HIGHEST, SEASON	
1996	.509
TEAM, LOWEST, SEASON	
2003	.229

CAUGHT STEALING PCT, PITCHERS

INDIVIDUAL, HIGHEST, SEASON	
John Carter (1996)	.783
INDIVIDUAL, HIGHEST, CAREER	
Bryan Rogers (92-94)	.769

DOUBLE PLAYS

TEAM, MOST, SEASON	
2008	159
TEAM, FEWEST, SEASON	
2011	102

POSITION PLAYERS USED

TEAM, MOST, SEASON	
1995	30
TEAM, FEWEST, SEASON	
1992	14

B-METS HISTORICAL RECORDS

MISCELLANEOUS

DOUBLEHEADERS

MOST, SEASON	
1992	13
FEWEST, SEASON	
1998 & 1999	3
MOST WON, SEASON	
1993, 2000, 2003	5
MOST LOST, SEASON	
2002	5
MOST SPLIT, SEASON	
1992	7

POSTPONED GAMES

MOST, SEASON	
1992	15
FEWEST, SEASON	
1998 & 1999	3
HOME, MOST, SEASON	
1992	9
AWAY, MOST, SEASON	
2003	8
HOME, FEWEST, SEASON	
1999	1
AWAY, FEWEST, SEASON	
1998, 2010 & 2012	1

LONGEST GAME

INNINGS	
v New Haven (4/23/02)	16
@ Canton/Akron (7/4/95)	
@ Portland (7/8/94)	
TIME, SEVEN-INNING GAME	
@ Trenton (7/9/99)	3:39
TIME, NINE-INNING GAME	
v Trenton (4/27/04)	4:02
TIME, EXTRA-INNING GAME	
@ Trenton (6/3/95, 13 in)	5:30

SHORTEST GAME

TIME, SEVEN-INNING GAME	
@ Harrisburg (6/26/06, G2)	1:18
TIME, NINE-INNING GAME	
v New Haven (9/2/95)	1:42

DECIDING MARGINS

LARGEST WINNING MARGIN	
@ Portland (8/15/97, W 16-2)	14
v Bowie (6/20/97, W 16-2)	
LARGEST LOSING MARGIN	
@ Trenton (5/16/97, L 19-2)	17

ATTENDANCE

HOME, LARGEST, GAME	
v Connecticut (7/17/07)	7,412
HOME, FEWEST, GAME	
v New Hampshire (4/24/12)	919
AWAY, LARGEST, GAME	
@ Bowie (7/19/95)	18,340
AWAY, FEWEST, GAME	
@ Hagerstown (4/13/92)	307
HOME, HIGHEST, SEASON	
1992	259,183
HOME, LOWEST, SEASON	
2000	184,695

RUNS SCORED

B-METS, MOST, GAME	
@ Erie (4/11/08, W 18-13)	18
OPPONENT, MOST, GAME	
@ Trenton (8/23/03, L 20-4)	20
COMBINED, MOST, GAME	
@ Erie (4/11/08, W 18-13)	31

Since 2009

FROM BINGHAMTON TO THE BIG LEAGUES

Of the 583 different players who have worn a Binghamton Mets uniform over the last 21 seasons, only 50 individuals have played for the B-Mets and made their Major League debut with the New York Mets in the same season. Below is the complete list, in order of New York Mets' debut:

Player	Debut	Player	Debut	Player	Debut
Joe Vitko	9/18/92	Esix Snead	9/3/02	Daniel Murphy	8/2/08
Butch Huskey	9/8/93	Jeff Duncan	5/20/03	Eddie Kunz	8/3/08
Juan Castillo	7/26/94	Prentice Redman	8/24/03	Jonathon Niese	9/2/08
Jeff Barry	6/9/95	Danny Garcia	9/2/03	Bobby Parnell	9/15/08
Jason Isringhausen	7/17/95	Matt Watson	9/12/03	Josh Thole	9/3/09
Robert Person	9/18/95	David Wright	7/21/04	Tobi Stoner	9/10/09
Paul Wilson	4/4/96	Jeff Keppinger	8/20/04	Jenry Mejia	4/7/10
Jason Hardtke	9/8/96	Heath Bell	8/24/04	Lucas Duda	9/1/10
Charlie Greene	9/15/96	Joe Hietpas	10/3/04	Mike Nickeas	9/4/10
Kevin Morgan	6/15/97	Tim Hamulack	9/2/05	Josh Stinson	9/2/11
Carlos Mendoza	9/3/97	Anderson Hernandez	9/18/05	Josh Satin	9/4/11
Jorge Luis Toca	9/12/99	Alay Soler	5/24/06	Chris Schwinden	9/8/11
Jerrold Riggan	8/29/00	Henry Owens	7/7/06	Robert Carson	5/18/12
Jason Phillips	9/19/01	Mike Pelfrey	7/8/06	Elvin Ramirez	6/3/12
Mark Corey	10/2/01	Philip Humber	9/24/06	Josh Edgin	7/13/12
Jaime Cerda	6/28/02	Carlos Muniz	9/25/07	Collin McHugh	8/23/12
Jae Seo	7/21/02	Nick Evans	5/24/08		

SINGLE-GAME PITCHING ACHIEVEMENTS

NO-HITTERS

Date	Pitchers	Opponent	Result	Innings
9/12/94	Bill Pulsipher*	@ Harrisburg Senators	Won, 2-0	9
5/5/96	Joe Crawford	v Trenton Thunder, G2	Won, 1-0	7
8/2/03	Bob Keppel	v Portland Sea Dogs	Won, 3-0	9
7/23/06	Miguel Pinango	@ Portland Sea Dogs, G2	Won, 7-0	7

ONE-HITTERS

Date	Pitchers	Opponent	Result	Innings
5/31/92	Joe Vitko	v Hagerstown Suns	Won, 2-0	9
5/8/95	Paul Wilson	@ Reading Phillies	Won, 4-0	9
8/19/00	Dicky Gonzalez	v Portland Sea Dogs	Won, 5-2	9
7/13/03	Bob Keppel	@ New Haven Ravens, G1	Won, 10-0	7
8/6/04	Ken Chenard	v Trenton Thunder, G2	Won, 1-0	7
6/4/09	Eric Brown (7.0) Julio De La Cruz (1.0)	@ Portland Sea Dogs	Lost, 3-2	9
8/28/09	Eric Niesen [#]	@ Akron Aeros, G2	Won, 3-1	6
8/19/10	Jennry Mejia (7.0) Dylan Owen (2.0)	@ New Hampshire Fisher Cats	Won, 5-0	9

TWO-HITTERS

Date	Pitchers	Opponent	Result	Innings
5/28/92	Bobby J. Jones	v Harrisburg Senators	Won, 3-0	9
7/16/92	Bobby J. Jones	v Harrisburg Senators, G2	Won, 4-0	7
8/15/92	Bobby J. Jones	v New Britain Red Sox, G1	Won, 7-0	7
7/18/94	Jason Isringhausen	@ Reading Phillies	Won, 7-1	9
4/26/95	Jason Isringhausen	v Harrisburg Senators	Won, 6-3	9
6/6/95	Eric Ludwick	v Bowie Baysox	Won, 5-0	9
6/19/96	John Carter	v New Haven Ravens	Won, 6-1	9
8/5/97	Mark Guerra	@ New Britain Rock Cats, G2	Won, 5-2	7
5/23/98	Arnold Gooch	v Reading Phillies	Won, 2-0	9
5/30/98	Octavio Dotel	@ New Britain Rock Cats, G1	Won, 5-0	7
6/10/98	Nelson Figueroa	@ Reading Phillies	Won, 7-0	9
7/15/00	Dicky Gonzalez	@ Akron Aeros, G1	Won, 1-0	7
7/20/04	Scott Kazmir	v New Hampshire Fisher Cats	Lost, 2-0	9
7/6/06	Michael Devaney	@ Bowie Baysox, G2	Won, 3-0	7
5/8/07	Ricardo Morales	v Akron Aeros, G2	Won, 5-1	7
5/26/10	Eric Niesen (3.1) Edgar Ramirez (3.2) Emary Frederick (1.0) Manny Alvarez (1.0)	v Richmond Flying Squirrels	Won, 9-1	9
7/2/10	Chris Schwinden	v Portland Sea Dogs, G1	Won, 10-0	7
8/10/12	Mark Cohoon	@ Harrisburg Senators	Won, 5-0	9

* - Postseason # - Rain-shortened game



EASTERN LEAGUE

AKRON AEROS

CLEVELAND INDIANS

2012 Finish: 1st Western Division, 82-59
Eastern League Champions



2013 FIELD STAFF

Manager: Edwin Rodriguez
Coach: Jim Rickon
Pitching Coach: Greg Hibbard
Athletic Trainer: Chad Wolfe
Strength Coach: Jake Sankal

B-METS RECORD VS. FRANCHISE

Overall: 119-151 **As Cleveland Indians Affiliate:** 119-151
Home: 62-80 **As Canton-Akron Indians:** 44-43
Away: 57-71 **As Akron Aeros:** 75-108
Postseason: 3-2

B-METS ALL-TIME RESULTS VS. FRANCHISE

Year	Home	Away	Total	Year	Home	Away	Total	Year	Home	Away	Total
1992*	9-5	7-4	16-9	1999	2-2	2-1	4-3	2006	3-4	2-6	5-10
1993*	6-4	4-6	10-10	2000	2-1	3-1	5-2	2007	3-12	0-0	3-12
1994*	3-4	3-4	6-8	2001	2-2	2-1	4-3	2008	2-5	3-3	5-8
1995*	3-4	2-5	5-9	2002	0-3	1-3	1-6	2009	0-3	4-4	4-7
1996*	4-3	3-4	7-7	2003	2-2	1-4	3-6	2010	3-5	6-0	9-5
1997	4-3	3-4	7-7	2004	2-1	2-1	4-2	2011	3-3	4-3	7-6
1998	3-4	0-7	3-11	2005	4-6	2-5	6-11	2012	2-4	3-5	5-9

- Canton-Akron Indians

B-METS VS. AKRON AEROS IN 2012

Date	Venue	Result	Win	Loss	Save	Att	Time
4/5	Binghamton	L, 4-0	De La Torre (1-0)	McHugh (0-1)	Langwell (1)	2,443	3:04
4/6	Binghamton	L, 2-1	McFarland (1-0)	Wheeler (0-1)	Guilmet (1)	1,139	3:00
4/7	Binghamton	W, 2-1	Gorski (1-0)	Wright (0-1)	Edgin (1)	2,325	2:31
4/30	Akron	L, 3-2	Bryson (2-0)	Ed. Ramirez (0-1)		2,003	2:32
5/1	Akron	L, 6-5 (10)	Radeke (1-0)	El. Ramirez (0-1)		1,978	3:26
5/2	Akron	L, 3-1	Soto (3-0)	Cohoon (2-3)	Landis (1)	1,069	2:26
5/3	Akron	W, 7-3	McHugh (4-2)	Radeke (1-1)		1,713	2:35
6/1	Binghamton	L, 10-2	Wright (4-2)	Germen (1-4)		2,128	2:40
6/2	Binghamton	W, 5-4	Gorski (3-3)	Espino (0-2)	Carson (2)	3,972	2:56
6/3	Binghamton	L, 6-4 (10)	De La Torre (3-0)	Holt (2-1)	Stowell (1)	2,454	3:19
6/19	Akron	L, 4-2 (7)	Espino (1-2)	Cohoon (3-7)	Price (4)	3,415	2:00
6/20	Akron	L, 2-0 (7)	House (5-2)	Wheeler (6-3)			1:57
6/20	Akron	W, 5-1 (7)	Mazzoni (1-0)	Jimenez (0-1)		5,545	2:05
6/21	Akron	W, 4-2	Germen (4-4)	Landis (4-2)	Carson (5)	2,953	2:53

B-METS VS. AEROS IN 2013

4/4	@ AKR	6:35 PM	5/13	BIN	6:35 PM
4/5	@ AKR	6:35 PM	5/14	BIN	6:35 PM
4/6	@ AKR	2:05 PM	5/15	BIN	6:35 PM
4/7	@ AKR	2:05 PM	8/22	@ AKR	7:05 PM
4/26	BIN	7:05 PM	8/23	@ AKR	7:05 PM
4/27	BIN	1:05 PM	8/24	@ AKR	7:05 PM
4/28	BIN	1:05 PM	8/25	@ AKR	2:05 PM

AEROS QUICK FACTS

Ballpark: Canal Park
Capacity / Opened: 9,097 / April 1997
Avg 2012 Attendance: 3,772 (9th)
Dimensions: 331' (LF), 400' (CF), 337' (RF)
Fence Height: 11.5' (LF), 12' (CF), 8' (RF)
Former Team Name: Canton-Akron Aeros ('89-'96)
League Championships: 2003, 2005, 2009, 2012

ALTOONA CURVE

PITTSBURGH PIRATES



2012 Finish: 3rd Western Division, 72-70

2013 FIELD STAFF

Manager:	Carlos Garcia
Hitting Coach:	Ryan Long
Pitching Coach:	Stan Kyles
Athletic Trainer:	Mike Zalno
Strength Coach:	Ricky White

B-METS RECORD VS. FRANCHISE

Overall:	53-60	As Pittsburg Pirates Affiliate:	53-60
Home:	32-29	As Altoona Curve:	53-60
Away:	21-31		
Postseason:	0-0		

B-METS ALL-TIME RESULTS VS. FRANCHISE

Year	Home	Away	Total	Year	Home	Away	Total	Year	Home	Away	Total
1999	1-3	2-1	3-4	2004	1-1	1-3	2-4	2009	2-2	2-2	4-4
2000	3-0	2-2	5-2	2005	2-1	1-6	3-7	2010	2-4	3-1	5-5
2001	2-2	2-1	4-3	2006	3-0	0-4	3-4	2011	3-4	1-2	4-6
2002	3-1	0-3	3-4	2007	4-2	2-1	6-3	2012	2-5	2-1	4-6
2003	1-3	0-3	1-6	2008	3-1	3-1	6-2				

B-METS VS. ALTOONA CURVE IN 2012

Date	Venue	Result	Win	Loss	Save	Att	Time
6/15	Binghamton	W, 4-3	Germen (3-4)	Cumpton (7-5)	Rodriguez (1)	3,382	2:43
6/16	Binghamton	L, 7-1	McPherson (1-0)	Gorski (4-4)		4,661	2:34
6/17	Binghamton	L, 15-6	Martis (5-2)	Peavey (3-3)		3,172	3:21
6/30	Binghamton	L, 8-2	Alderson (4-3)	Wheeler (7-4)	Colla (2)	3,862	2:47
7/1	Binghamton	L, 7-4	McSwain (3-2)	Mazzoni (1-2)	Black (5)	1,729	3:07
7/2	Binghamton	L, 6-2	Cole (2-1)	Germen (4-6)	Strickland (1)	2,316	3:04
7/3	Binghamton	W, 3-2	Rosario (1-1)	Inman (1-2)	Carson (7)	6,481	2:50
7/7	Altoona	W, 8-2	Mazzoni (2-0)	McPherson (1-3)	Carson (8)	3,687	2:57
7/8	Altoona	W, 10-9	Germen (5-6)	Cumpton (8-7)	Rosario (3)	5,061	3:18
7/9	Altoona	L, 3-2	Kensing (1-0)	Rosario (1-2)		4,201	2:57

B-METS VS. CURVE IN 2013

5/28	BIN	6:35 PM	7/3	BIN	6:35 PM
5/29	BIN	6:35 PM	7/30	@ ALT	7:00 PM
5/30	BIN	10:35 AM	7/31	@ ALT	7:00 PM
6/7	@ ALT	7:00 PM	8/1	@ ALT	7:00 PM
6/8	@ ALT	6:00 PM	8/6	BIN	6:35 PM
6/9	@ ALT	6:00 PM	8/7	BIN	6:35 PM
7/1	BIN	6:35 PM	8/8	BIN	6:35 PM
7/2	BIN	6:35 PM			

CURVE QUICK FACTS

Ballpark:	Peoples Natural Gas Field
Capacity / Opened:	7,210 / April 1999
Avg 2012 Attendance:	4,295 (7th)
Dimensions:	325' (LF), 405' (CF), 325' (RF)
Former Ballpark Name:	Blair County Ballpark ('99-'11)
League Championships:	2010

BOWIE BAYSOX

BALTIMORE ORIOLES

2012 Finish: 2nd Western Division, 78-64
Western Division Wild Card



2013 FIELD STAFF

Manager: Gary Kendall
Field Coach: Einar Diaz
Pitching Coach: Blaine Beatty
Athletic Trainer: Aaron Scott
Strength Coach: Pat Armstrong

B-METS RECORD VS. FRANCHISE

Overall: 91-111 **As Baltimore Orioles Affiliate:** 91-111
Home: 48-52 **As Bowie Baysox:** 91-111
Away: 43-59
Postseason: 0-0

B-METS ALL-TIME RESULTS VS. FRANCHISE

Year	Home	Away	Total	Year	Home	Away	Total	Year	Home	Away	Total
1993	4-6	4-6	8-12	2000	1-3	1-2	2-5	2007	0-4	0-3	0-7
1994	6-1	2-5	8-6	2001	3-0	1-2	4-2	2008	1-2	4-2	5-4
1995	4-3	3-4	7-7	2002	4-0	1-2	5-2	2009	1-2	1-2	2-4
1996	4-3	3-4	7-7	2003	1-2	0-3	1-5	2010	3-3	1-5	4-8
1997	2-5	3-4	5-9	2004	2-2	3-1	5-3	2011	1-3	2-1	3-4
1998	5-2	5-2	10-4	2005	1-2	2-1	3-3	2012	0-4	1-3	1-7
1999	1-2	2-2	3-4	2006	4-3	4-5	8-8				

B-METS VS. BOWIE BAYSOX IN 2012

Date	Venue	Result	Win	Loss	Save	Att	Time
6/26	Binghamton	L, 10-1	Zagone (1-0)	Mazzoni (1-1)		2,082	2:38
6/27	Binghamton	L, 7-3	Bascom (4-5)	Germen (4-5)	Petrini (1)	2,348	2:46
6/28	Binghamton	L, 8-6	Egan (2-0)	Fraser (1-1)	Viola (4)	3,059	3:34
6/29	Binghamton	L, 8-5	Clark (7-4)	Peavey (3-5)	Newby (3)	4,178	2:42
7/19	Bowie	W, 4-3	Carson (1-2)	Petrini (5-3)		3,103	2:47
7/20	Bowie	L, 10-0	Clark (9-4)	Wheeler (9-5)		3,166	3:00
7/21	Bowie	L, 7-5	Gurka (1-0)	Germen (6-7)	Newby (6)	4,922	3:20
7/22	Bowie	L, 6-2	Wright (1-3)	Gorski (5-5)	Newby (7)	5,587	2:57

B-METS VS. BAYSOX IN 2013

6/14	BIN	7:05 PM	8/21	BIN	6:35 PM
6/15	BIN	7:05 PM	8/26	@ BOW	7:05 PM
6/16	BIN	1:05 PM	8/27	@ BOW	7:05 PM
8/19	BIN	6:35 PM	8/28	@ BOW	7:05 PM
8/20	BIN	6:35 PM	8/29	@ BOW	7:05 PM

BAYSOX QUICK FACTS

Ballpark: Prince George's Stadium
Capacity / Opened: 10,000 / July 1994
Avg 2012 Attendance: 3,650 (10th)
Dimensions: 309' (LF), 405' (CF), 309' (RF)
Fence Height: 8'
Former Ballpark: Memorial Stadium (1993)

ERIE SEAWOLVES

DETROIT TIGERS



2012 Finish: 6th Western Division, 57-84

2013 FIELD STAFF

Manager: Chris Cron
Hitting Coach: Gerald Perry
Pitching Coach: Jaime Garcia
Athletic Trainer: Chris McDonald
Strength Coach: Fred Murphy

B-METS RECORD VS. FRANCHISE

Overall: 78-63 **As Anaheim Angels Affiliate:** 8-5
Home: 42-31 **As Detroit Tigers Affiliate:** 70-58
Away: 36-32 **As Erie SeaWolves:** 78-63
Postseason: 0-0

B-METS ALL-TIME RESULTS VS. FRANCHISE

Year	Home	Away	Total	Year	Home	Away	Total	Year	Home	Away	Total
1999*	1-2	3-1	4-3	2004	3-0	2-1	5-1	2009	3-4	0-2	3-6
2000*	2-2	2-0	4-2	2005	2-4	3-3	5-7	2010	5-2	3-5	8-7
2001	1-2	1-3	2-5	2006	3-4	2-1	5-5	2011	6-4	5-5	11-9
2002	3-0	1-3	4-3	2007	1-2	1-2	2-4	2012	5-2	5-2	10-4
2003	3-1	3-1	6-2	2008	4-2	5-3	9-5				

- Anaheim Angels affiliate

B-METS VS. ERIE SEAWOLVES IN 2012

Date	Venue	Result	Win	Loss	Save	Att	Time
4/9	Binghamton	W, 8-0	Peavey (1-0)	Garcia (0-1)		1,081	2:51
4/10	Binghamton	L, 6-1	Avery (1-0)	Cohoon (0-1)		1,171	3:02
4/27	Erie	W, 3-1	Cohoon (2-2)	De La Cruz (1-2)	El. Ramirez (1)	1,158	2:36
4/28	Erie	L, 3-2	Avery (3-1)	McHugh (3-2)	Faulk (1)	1,098	2:44
4/29	Erie	W, 7-1	Wheeler (1-2)	Sorensen (0-2)		1,481	3:01
6/22	Erie	W, 12-2	Gorski (5-4)	De La Cruz (4-7)		5,150	3:04
6/23	Erie	L, 5-3	Cooper (2-0)	Peavey (3-4)	Rondon (2)	4,772	2:57
6/24	Erie	W, 7-5	Fraser (1-0)	Wesson (0-1)	Carson (6)	1,732	3:22
6/25	Erie	W, 11-5	Wheeler (7-3)	Avery (8-6)		5,917	3:11
7/12	Binghamton	L, 11-7	R. Garcia (7-7)	Rodriguez (2-1)		2,911	3:30
7/13	Binghamton	W, 2-0	Mazzoni (3-2)	Cooper (2-3)			1:31
7/13	Binghamton	W, 5-4	Fraser (2-1)	Morrison (2-3)		2,659	2:34
7/14	Binghamton	W, 1-0	Wheeler (9-4)	Avery (9-7)		2,985	2:22
7/15	Binghamton	W, 13-3	Germen (7-7)	De La Cruz (5-8)		2,064	2:27

B-METS VS. SEAWOLVES IN 2013

4/8	@ ERI	6:35 PM	6/21	BIN	7:05 PM
4/9	@ ERI	6:35 PM	6/22	BIN	7:05 PM
4/10	@ ERI	12:35 PM	6/23	BIN	1:05 PM
4/29	BIN	6:35 PM	8/9	@ ERI	7:05 PM
4/30	BIN	6:35 PM	8/10	@ ERI	7:05 PM
5/1	BIN	6:35 PM	8/11	@ ERI	1:35 PM
5/2	BIN	6:35 PM			

SEAWOLVES QUICK FACTS

Ballpark: Jerry Uht Park
Capacity / Opened: 6,952 / June 1995
Avg 2012 Attendance: 3,025 (11th)
Dimensions: 312' (LF), 400' (CF), 328' (RF)
Former Affiliations: Anaheim Angels ('99-00)

HARRISBURG SENATORS

WASHINGTON NATIONALS

2012 Finish: 5th Western Division, 64-78



2013 FIELD STAFF

Manager: Matt LeCroy
Hitting Coach: Eric Fox
Pitching Coach: Paul Menhart
Athletic Trainer: Jeff Allred
Strength Coach: Tony Rogowski

B-METS RECORD VS. FRANCHISE

Overall: 104-137 **As Montreal/Washington Aff:** 104-137
Home: 57-69 **As Harrisburg Senators:** 104-137
Away: 47-68
Postseason: 6-2

B-METS ALL-TIME RESULTS VS. FRANCHISE

Year	Home	Away	Total	Year	Home	Away	Total	Year	Home	Away	Total
1992*	8-4	4-7	12-11*	1999*	3-4	3-4	6-8	2006	5-2	1-2	6-4
1993*	3-7	4-6	7-13	2000*	2-1	2-2	4-3	2007	1-3	2-1	3-4
1994*	4-5	4-5	8-10*	2001*	2-1	2-2	4-3	2008	1-2	2-1	3-3
1995*	5-2	3-4	8-6	2002*	1-2	1-3	2-5	2009	1-5	2-4	3-9
1996*	2-5	2-5	4-10	2003*	3-0	1-2	4-2	2010	1-8	1-1	2-8
1997*	1-6	2-5	3-11	2004*	2-2	3-1	5-3	2011	1-5	2-2	3-7
1998*	5-2	3-4	8-6	2005	3-1	1-3	4-4	2012	3-3	3-3	6-6

- Montreal Expos affiliate * - Includes postseason

B-METS VS. HARRISBURG SENATORS IN 2012

Date	Venue	Result	Win	Loss	Save	Att	Time
5/4	Binghamton	L, 7-4	Mandel (3-1)	Germen (0-1)	Davis (1)	3,897	3:03
5/5	Binghamton	L, 2-1	Rosenbaum (4-0)	Gorski (2-1)		1,846	2:10
5/6	Binghamton	W, 2-1	Rodriguez (1-0)	Frias (0-2)		2,641	2:30
6/5	Harrisburg	L, 9-6	McCoy (3-0)	Moore (0-1)	Nelo (6)	2,437	2:43
6/6	Harrisburg	L, 4-3	Tatusko (1-1)	McHugh (5-4)	Davis (4)	2,849	2:40
6/7	Harrisburg	W, 4-1	Wheeler (6-2)	Rosenbaum (7-2)	Rosario (2)	2,943	2:29
7/31	Binghamton	W, 3-2	Wheeler (10-6)	Rosenbaum (7-8)	Kolarek (1)	2,282	2:27
8/1	Binghamton	L, 3-2	Pucetas (7-4)	Germen (6-8)	McCoy (2)	3,439	2:25
8/2	Binghamton	W, 4-3 (12)	Kolarek (1-0)	Barthmaier (0-2)		3,454	4:07
8/10	Harrisburg	W, 5-0	Cohoon (7-8)	Perry (1-3)		4,563	2:28
8/11	Harrisburg	L, 5-4	McCoy (7-1)	Moore (0-2)		5,675	3:01
8/12	Harrisburg	W, 7-2	Mazzoni (5-3)	Demny (6-7)		3,758	2:59

B-METS VS. SENATORS IN 2013

5/3	@ HAR	7:00 PM	5/11	BIN	1:05 PM
5/4	@ HAR	7:00 PM	5/12	BIN	1:05 PM
5/5	@ HAR	2:00 PM	8/2	@ HAR	7:00 PM
5/9	BIN	6:35 PM	8/3	@ HAR	7:00 PM
5/10	BIN	7:05 PM	8/4	@ HAR	2:00 PM

SENATORS QUICK FACTS

Ballpark: Metro Bank Park
Capacity / Opened: 6,187 / April 1987
Avg 2012 Attendance: 4,132 (8th)
Dimensions: 325' (LF), 400' (CF), 325' (RF)
Fence Height: 8'
Former Affiliations: Pittsburgh Pirates ('87-'90)
Former Ballpark: Riverside Stadium ('87-'04)
Names: Commerce Bank Park ('05-'09)
League Championships: 1987, 1993, 1996, 1997, 1998, 1999

NEW BRITAIN ROCK CATS

MINNESOTA TWINS

2012 Finish: 3rd Eastern Division, 75-67



BINGHAMTON METS

TEAM HISTORY

TEAM RECORDS

EASTERN LEAGUE

ODDS & ENDS

2013 FIELD STAFF

Manager: Jeff Smith
Hitting Coach: Chad Allen
Pitching Coach: Stu Cliburn
Athletic Trainer: Chris Johnson
Strength Coach: Tyler Donahue

B-METS RECORD VS. FRANCHISE

Overall: 196-158 **As Boston Red Sox Affiliate:** 34-24
Home: 103-73 **As Minnesota Twins Affiliate:** 162-134
Away: 93-85 **As New Britain Red Sox:** 34-24
Postseason: 1-3 **As Hardware City Rock Cats:** 25-11
As New Britain Rock Cats: 137-123

B-METS ALL-TIME RESULTS VS. FRANCHISE

Year	Home	Away	Total	Year	Home	Away	Total	Year	Home	Away	Total
1992*	7-4	3-6	10-10	1999	4-1	3-7	7-8	2006	2-1	2-1	4-2
1993*	8-2	6-4	14-6	2000	7-3	8-2	15-5	2007	3-3	3-4	6-7
1994*	4-5	6-3	10-8	2001	5-5	5-5	10-10	2008	6-3	4-6	10-9
1995%	5-4	5-4	10-8	2002	5-5	7-3	12-8	2009	2-5	3-4	5-9
1996%	8-1	7-2	15-3	2003	6-4	1-9	7-13	2010	4-2	3-3	7-5
1997	4-5	7-2	11-7	2004	7-3	5-5	12-8	2011	3-3	5-3	8-6
1998	6-5	5-6	11-11*	2005	4-6	2-2	6-8	2012	3-3	3-4	6-7

- Boston Red Sox affiliate/New Britain Red Sox % - Hardware City Rock Cats * - Includes postseason

B-METS VS. NEW BRITAIN ROCK CATS IN 2012

Date	Venue	Result	Win	Loss	Save	Att	Time
5/8	Binghamton	L, 4-3	Turpen (3-1)	Carson (0-1)		1,435	2:46
5/9	Binghamton	L, 5-1	Perdomo (3-2)	Turgeon (1-3)		1,221	2:36
5/21	New Britain	L, 10-7	Hirschfeld (3-4)	Cohoon (2-5)		3,090	3:08
5/22	New Britain	L, 3-0	Darnell (5-2)	McHugh (4-3)	Lanigan (3)	3,689	2:30
5/23	New Britain	W, 8-1	Wheeler (4-2)	Martin (1-2)		7,175	2:42
5/24	New Britain	L, 6-4	Thielbar (2-0)	Germen (1-3)		7,117	2:29
7/23	New Britain	W, 8-1	Peavey (4-6)	Thompson (3-5)		4,972	2:42
7/24	New Britain	W, 4-3	Cohoon (5-7)	Martin (3-4)	Carson (9)	5,827	2:40
7/25	New Britain	L, 11-2	Hermsen (7-5)	Wheeler (9-6)		7,168	2:48
8/7	Binghamton	W, 9-8 (7)	Kolarek (2-0)	Gonzalez (1-1)			2:30
8/7	Binghamton	L, 8-1 (7)	Albers (4-2)	Germen (6-9)		2,423	1:48
8/8	Binghamton	W, 8-3	Gorski (7-6)	Thompson (3-7)		2,131	2:46
8/9	Binghamton	W, 6-4	Peavey (6-7)	Darnell (8-10)	Fraser (2)	3,081	2:58

B-METS VS. ROCK CATS IN 2013

5/20	@ NBR	6:35 PM	7/20	@ NBR	7:05 PM
5/21	@ NBR	6:35 PM	7/21	@ NBR	6:35 PM
5/22	@ NBR	6:35 PM	8/16	BIN	7:05 PM
5/23	@ NBR	10:35 AM	8/17	BIN	7:05 PM
7/18	@ NBR	7:05 PM	8/18	BIN	6:35 PM
7/19	@ NBR	7:05 PM			

ROCK CATS QUICK FACTS

Ballpark: New Britain Stadium
Capacity / Opened: 6,146 / April 1996
Avg 2012 Attendance: 5,061 (6th)
Dimensions: 330' (LF), 400' (CF), 330' (RF)
Fence Height: 16'
Former Affiliations: Boston Red Sox ('83-'94)
Former Team Names: New Britain Red Sox ('83-'94)
 Hardware City Rock Cats ('95-'96)
League Championships: 1983, 2001



NEW HAMPSHIRE FISHER CATS

TORONTO BLUE JAYS

2012 Finish: 6th Eastern Division, 61-81

2013 FIELD STAFF

Manager:	Gary Allenson
Hitting Coach:	Richie Hebner
Pitching Coach:	Tom Signore
Athletic Trainer:	Bob Tarpey
Strength Coach:	Brian Pike

B-METS RECORD VS. FRANCHISE

Overall:	179-178	As Colorado Rockies Affiliate:	52-41
Home:	99-84	As Seattle Mariners Affiliate:	17-24
Away:	80-94	As St. Louis Cardinals Affiliate:	25-15
Postseason:	5-6	As Toronto Blue Jays Affiliate:	85-98
		As New Haven Ravens:	103-91
		As New Hampshire Fisher Cats:	76-87

B-METS ALL-TIME RESULTS VS. NEW HAMPSHIRE FISHER CATS

Year	Home	Away	Total	Year	Home	Away	Total	Year	Home	Away	Total
1994 ^h	8-3	4-6	12-9*	2001 ^h	9-1	7-3	16-4	2008	3-4	2-1	5-5
1995 ^h	3-6	4-5	7-11	2002 ^h	5-5	4-6	9-11	2009	1-6	3-4	4-10
1996 ^h	6-3	5-4	11-7	2003 ^h	6-5	3-6	9-11	2010	5-6	6-5	11-11
1997 ^h	7-2	6-3	13-5	2004	4-7	5-8	9-15*	2011	4-4	2-7	6-11
1998 ^h	5-4	4-5	9-9	2005	6-6	6-5	12-11	2012	5-5	5-5	10-10
1999 ^h	1-6	4-6	9-9	2006	10-0	2-4	12-4				
2000 ^h	6-6	6-6	12-12*	2007	5-5	2-5	7-10				

- Colorado Rockies aff \$ - Seattle Mariners aff ! - St. Louis Cardinals aff ^ - New Haven Ravens * - Includes postseason

B-METS VS. NEW HAMPSHIRE FISHER CATS IN 2012

Date	Venue	Result	Win	Loss	Save	Att	Time
4/16	Manchester	L, 2-1	Tepera (1-0)	Cohoon (0-2)	Uviedo (3)	2,575	2:49
4/17	Manchester	W, 10-6	McHugh (2-1)	Jenkins (1-2)		4,930	3:16
4/18	Manchester	L, 2-0	McGuire (1-2)	Wheeler (0-2)	Uviedo (4)	6,632	2:29
4/24	Binghamton	L, 4-0	Turgeon (1-2)	Jenkins (2-2)		919	2:50
4/25	Binghamton	W, 9-5	Kaplan (1-0)	McGuire (1-3)		1,068	3:12
4/26	Binghamton	L, 16-3	Pino (1-0)	Peavey (2-2)		1,247	2:47
5/10	Manchester	W, 9-2	Wheeler (2-2)	Jenkins (2-3)	Kaplan (1)	4,476	3:15
5/11	Manchester	W, 11-4	Germen (1-1)	McGuire (1-5)		4,744	2:48
5/12	Manchester	L, 9-0	Pino (3-0)	Gorski (2-2)		5,681	2:41
5/13	Manchester	W, 7-6	Rodriguez (2-0)	Loup (0-1)	Carson (1)	5,547	2:54
5/25	Binghamton	L, 9-3	Carreno (1-1)	Gorski (2-3)		5,416	3:02
5/26	Binghamton	L, 8-2	Cecil (3-2)	Peavey (3-2)	Farquhar (1)	5,393	2:39
5/27	Binghamton	W, 6-1	Cohoon (3-5)	Hernandez (0-2)		4,476	2:34
5/28	Binghamton	W, 6-2	McHugh (5-3)	McGuire (2-6)		2,169	2:31
8/14	Manchester	L, 5-2	Dubee (3-4)	Germen (6-10)	Dyson (6)	3,268	2:37
8/15	Manchester	W, 6-2	Gorski (8-6)	McGuire (5-14)		5,904	3:05
8/16	Manchester	L, 5-2	Hernandez (4-6)	Peavey (6-8)	Dyson (7)	6,579	2:28
8/20	Binghamton	L, 3-2	Stroman (2-0)	Gorski (8-7)	Magnuson (3)	2,457	2:47
8/21	Binghamton	W, 1-0	Peavey (7-8)	McGuire (5-15)	Carpenter (2)	3,841	2:36
8/22	Binghamton	W, 6-3	Cohoon (8-9)	Hernandez (4-7)	Carpenter (3)	3,155	2:39

B-METS VS. FISHER CATS IN 2013

4/11	BIN	6:35 PM	6/2	@ NH	1:35 PM
4/12	BIN	7:05 PM	7/4	@ NH	7:05 PM
4/13	BIN	1:05 PM	7/5	@ NH	7:05 PM
4/14	BIN	1:05 PM	7/6	@ NH	7:05 PM
4/18	@ NH	6:35 PM	7/7	@ NH	5:05 PM
4/19	@ NH	6:35 PM	7/8	@ NH	12:05 PM
4/20	@ NH	1:35 PM	8/30	BIN	7:05 PM
4/21	@ NH	1:35 PM	8/31	BIN	7:05 PM
5/31	@ NH	7:05 PM	9/1	BIN	6:35 PM
6/1	@ NH	7:05 PM	9/2	BIN	1:05 PM

FISHER CATS QUICK FACTS

Ballpark:	Northeast Delta Dental Stadium
Capacity / Opened:	6,500 / April 2005
Avg 2012 Attendance:	5,549 (3rd)
Dimensions:	326' (LF), 400' (CF), 306' (RF)
Fence Height:	12'
Former Affiliations:	Colorado Rockies ('94-'98) Seattle Mariners ('99-'00) St. Louis Cardinals ('01-'02)
Former Team Name:	New Haven Ravens ('94-'03)
Former Ballpark Names:	Fisher Cats Ballpark ('05) Merchantsauto.com Stadium ('06-'11)
League Championships:	2004, 2011

PORTLAND SEA DOGS

BOSTON RED SOX



2012 Finish: 3rd Eastern Division, 68-73

2013 FIELD STAFF

Manager: Kevin Boles
Hitting Coach: Rich Gedman
Pitching Coach: Bob Kipper
Athletic Trainer: Brandon Henry
Strength Coach: Eric Martay

B-METS RECORD VS. FRANCHISE

Overall: 182-171 **As Florida Marlins Affiliate:** 90-79
Home: 95-82 **As Boston Red Sox Affiliate:** 92-92
Away: 87-89 **As Portland Sea Dogs:** 182-171
Postseason: 2-3

B-METS ALL-TIME RESULTS VS. FRANCHISE

Year	Home	Away	Total	Year	Home	Away	Total	Year	Home	Away	Total
1994*	6-3	6-3	12-6	2001*	5-5	6-4	11-9	2008	0-4	2-5	2-9
1995*	5-4	3-6	8-10	2002*	5-5	5-4	10-9	2009	5-6	3-7	8-13
1996*	7-4	5-7	12-11*	2003	8-2	4-6	12-8	2010	5-5	4-6	9-11
1997*	3-6	4-5	7-11	2004	3-7	6-4	9-11	2011	5-5	5-5	10-10
1998*	6-3	5-4	11-7	2005	6-2	3-5	9-7	2012	7-1	6-5	13-6
1999*	5-5	2-4	7-9	2006	2-6	7-4	9-10				
2000*	7-3	5-4	12-7	2007	5-6	6-1	11-7				

- Florida Marlins affiliate * - Includes postseason

B-METS VS. PORTLAND SEA DOGS IN 2012

Date	Venue	Result	Win	Loss	Save	Att	Time
4/12	Portland	W, 5-1	McHugh (1-1)	Huntzinger (0-2)		5,227	2:43
4/13	Portland	L, 4-3	Clay (1-1)	Turgeon (0-1)	Kurcz (1)	3,301	2:34
4/14	Portland	L, 5-3	Latimer (1-0)	Mulvey (0-1)	Fields (1)	4,002	3:01
4/15	Portland	W, 9-2	Peavey (2-0)	Balcom-Miller (1-1)		4,088	3:09
4/19	Binghamton	W, 6-0	Gorski (2-0)	Buckner (0-2)		2,561	2:32
4/20	Binghamton	W, 7-5	Turgeon (1-1)	Balcom-Miller (1-2)	Edgin (2)	3,557	3:19
4/21	Binghamton	W, 6-1	Cohoon (1-2)	Latimer (1-1)		1,694	2:37
4/22	Binghamton	W, 7-2	McHugh (3-1)	Huntzinger (0-4)		1,683	2:44
5/18	Portland	L, 4-0	Buckner (2-3)	Germen (1-2)		6,563	2:28
5/19	Portland	W, 6-5 (10)	Holt (2-0)	Latimer (1-3)	Rosario (1)	6,045	3:18
5/20	Portland	W, 11-7	Peavey (3-1)	Balcom-Miller (2-4)		6,474	3:10
7/27	Binghamton	W, 2-1 (7)	Mazzoni (4-3)	Britton (2-4)	Francisco (1)		2:06
7/27	Binghamton	W, 3-1 (7)	Gorski (6-5)	MacDonald (1-1)	Fraser (1)	3,382	2:02
7/28	Binghamton	L, 5-1	Kehrt (5-3)	Peavey (4-7)		3,157	2:35
7/29	Binghamton	W, 6-2	Cohoon (6-7)	Pimentel (4-5)		2,665	2:47
8/23	Portland	L, 14-9	MacDonald (2-2)	Mazzoni (5-5)		6,384	3:19
8/24	Portland	L, 4-3	Workman (3-0)	Germen (7-11)	Clay (8)	6,033	2:17
8/25	Portland	W, 5-1	Gorski (9-7)	Britton (4-6)		7,084	2:40
8/26	Portland	W, 5-3 (10)	Kaplan (2-0)	Olmsted (1-2)	Holt (1)	5,766	3:08

B-METS VS. SEA DOGS IN 2013

4/15	BIN	6:35 PM	5/25	BIN	7:05 PM
4/16	BIN	6:35 PM	5/26	BIN	6:35 PM
4/17	BIN	6:35 PM	5/27	BIN	1:05 PM
4/22	@ POR	6:00 PM	6/24	@ POR	7:00 PM
4/23	@ POR	6:00 PM	6/25	@ POR	7:00 PM
4/24	@ POR	6:00 PM	6/26	@ POR	7:00 PM
5/17	@ POR	6:00 PM	7/11	BIN	6:35 PM
5/18	@ POR	1:00 PM	7/12	BIN	7:05 PM
5/19	@ POR	1:00 PM	7/13	BIN	7:05 PM
5/24	BIN	7:05 PM	7/14	BIN	1:05 PM

SEA DOGS QUICK FACTS

Ballpark: Hadlock Field
Capacity / Opened: 7,368 / April 1994
Avg 2012 Attendance: 5,434 (4th)
Dimensions: 315' (LF), 400' (CF), 330' (RF)
Fence Height: 37' (LF), 8' (CF & RF)
Former Affiliations: Florida Marlins ('94-02)
League Championships: 2006



READING FIGHTIN PHILS

PHILADELPHIA PHILLIES



2012 Finish: 2nd Eastern Division, 76-66
Eastern Division Wild Card

2013 FIELD STAFF

Manager: Dusty Wathan
Coach: Frank Cacciatore
Pitching Coach: Dave Lundquist
Athletic Trainer: Jonathan May
Strength Coach: Justin Miloszewski

B-METS RECORD VS. FRANCHISE

Overall: 107-130 **As Philadelphia Phillies Affiliate:** 107-130
Home: 52-64 **As Reading Phillies:** 107-130
Away: 55-66
Postseason: 0-0

B-METS ALL-TIME RESULTS VS. FRANCHISE

Year	Home	Away	Total	Year	Home	Away	Total	Year	Home	Away	Total
1992*	5-5	7-3	12-8	1999*	2-5	1-6	3-11	2006*	5-3	2-1	7-4
1993*	3-7	4-6	7-13	2000*	4-0	0-3	4-3	2007*	0-3	2-4	2-7
1994*	4-3	6-1	10-4	2001*	0-3	1-3	1-6	2008*	4-3	3-1	7-4
1995*	2-5	4-3	6-8	2002*	2-1	1-3	3-4	2009*	2-1	3-3	5-4
1996*	5-2	3-4	8-6	2003*	0-3	1-2	1-5	2010*	2-0	2-3	4-3
1997*	1-6	3-4	4-10	2004*	0-4	2-2	2-6	2011*	2-5	2-2	4-7
1998*	6-1	4-3	10-4	2005*	2-2	1-2	3-4	2012*	1-2	3-7	4-9

- Reading Phillies

B-METS VS. READING PHILLIES IN 2012

Date	Venue	Result	Win	Loss	Save	Att	Time
5/30	Reading	L, 5-3	Gailey (2-1)	Batista (0-1)	Friend (11)	5,308	2:13
5/31	Reading	W, 8-1	Wheeler (5-2)	Pettibone (4-5)		8,502	2:15
6/13	Binghamton	L, 3-1 (7)	Pettibone (6-5)	Cohoon (3-6)	Friend (12)		1:47
6/13	Binghamton	L, 1-0 (7)	Bonilla (2-1)	McHugh (5-5)	Cisco (1)	1,922	1:55
6/14	Binghamton	W, 8-5	Ed. Ramirez (1-1)	Gailey (2-2)	Carson (4)	5,713	2:59
8/3	Reading	L, 4-1	Martin (1-0)	Gorski (6-6)	Friend (16)	6,227	2:19
8/4	Reading	W, 7-2 (7)	Peavey (5-7)	Rodriguez (6-5)			1:54
8/4	Reading	L, 3-1 (7)	Simon (1-0)	Rodriguez (2-2)	Knigge (2)	6,794	1:51
8/5	Reading	L, 5-2	Colvin (1-0)	Cohoon (6-8)	Friend (17)	5,371	2:37
8/27	Reading	L, 4-1	May (10-12)	Cohoon (8-10)	Friend (23)	6,616	2:20
8/28	Reading	L, 12-8	Shreve (3-1)	Rodriguez (2-3)	Simon (2)	4,880	3:09
8/29	Reading	W, 6-2	Germen (8-11)	Morgan (3-1)	Fraser (3)	5,518	2:54
8/30	Reading	L, 7-2	Hyatt (8-5)	Gorski (9-8)	Friend (24)	7,917	2:47

B-METS VS. FIGHTIN PHILS IN 2013

7/22	BIN	6:35 PM	8/13	@ REA	7:05 PM
7/23	BIN	6:35 PM	8/14	@ REA	7:05 PM
7/24	BIN	6:35 PM	8/15	@ REA	7:05 PM

FIGHTIN PHILS QUICK FACTS

Ballpark: FirstEnergy Stadium
Capacity / Opened: 9,000 / April 1951
Avg 2012 Attendance: 6,368 (1st)
Dimensions: 330' (LF), 400' (CF), 330' (RF)
Former Team Names: Reading Phillies ('67-'12)
Former Ballpark Names: Reading Municipal Memorial Stadium
GPU Stadium
League Championships: 1968, 1973, 1995, 2001

RICHMOND FLYING SQUIRRELS

SAN FRANCISCO GIANTS



2012 Finish: 4th Western Division, 70-71

2013 FIELD STAFF

Manager: Dave Machemer
Hitting Coach: Ken Joyce
Pitching Coach: Ross Grimsley
Athletic Trainer: LJ Petra
Strength Coach: Brad Lawson

B-METS RECORD VS. FRANCHISE

Overall: 184-175 **As New York Yankees Affiliate:** 108-99
Home: 94-83 **As San Francisco Giants Affiliate:** 76-76
Away: 90-92 **As Albany-Colonie Yankees:** 30-28
Postseason: 0-0 **As Norwich Navigators:** 105-99
As Connecticut Defenders: 39-39
As Richmond Flying Squirrels: 10-9

B-METS ALL-TIME RESULTS VS. FRANCHISE

Year	Home	Away	Total	Year	Home	Away	Total	Year	Home	Away	Total
1992 [#]	5-5	3-7	8-12	1999 ^{#1}	4-6	3-4	7-10	2006 [§]	2-4	3-4	5-8
1993 [#]	5-5	4-6	9-11	2000 ^{#1}	7-3	2-8	9-11	2007 [§]	4-2	8-7	12-9
1994 [#]	8-1	5-4	13-5	2001 ^{#1}	4-6	3-7	7-13	2008 [§]	6-8	9-4	15-12
1995 ^{#1}	6-3	6-3	12-6	2002 ^{#1}	7-3	5-5	12-8	2009 [§]	5-5	2-5	7-10
1996 ^{#1}	3-6	5-4	8-10	2003 ¹	5-5	5-5	10-10	2010	2-2	2-1	4-3
1997 ^{#1}	5-4	7-2	12-6	2004 ¹	6-4	6-3	12-7	2011	2-1	1-2	3-3
1998 ^{#1}	5-4	6-3	11-7	2005 ¹	2-4	3-7	5-11	2012	1-2	2-1	3-3

- New York Yankees affiliate

[^] - Albany-Colonie Yankees

! - Norwich Navigators

§ - Connecticut Defenders

B-METS VS. RICHMOND FLYING SQUIRRELS IN 2012

Date	Venue	Result	Win	Loss	Save	Att	Time
7/4	Richmond	L, 9-4	Westcott (7-6)	Peavey (3-6)		9,560	2:55
7/5	Richmond	W, 5-1	Wheeler (8-4)	Heston (6-4)		6,137	2:51
7/6	Richmond	W, 8-4	Cohoon (4-7)	Kickham (6-7)		6,744	3:10
8/17	Binghamton	L, 10-3	Westcott (11-9)	Cohoon (7-9)		3,345	2:52
8/18	Binghamton	L, 4-0	Heston (9-5)	Mazzoni (5-4)		3,547	2:38
8/19	Binghamton	W, 5-2	Germen (7-10)	Kickham (10-10)	Carpenter (1)	2,361	2:29

B-METS VS. FLYING SQUIRRELS IN 2013

6/18 @ RIC	6:35 PM	7/15 BIN	6:35 PM
6/19 @ RIC	6:35 PM	7/16 BIN	6:35 PM
6/20 @ RIC	6:35 PM	7/17 BIN	1:05 PM

FLYING SQUIRRELS QUICK FACTS

Ballpark: The Diamond
Capacity / Opened: 9,560 / April 1985
Avg 2012 Attendance: 6,257 (2nd)
Dimensions: 330' (LF), 402' (CF), 330' (RF)
Former Affiliations: New York Yankees ('85-'02, '72-'79)
 Oakland Athletics ('80-'84)
 Connecticut Defenders ('08-'09)
 Norwich Navigators ('95-'05)
 Albany-Colonie Yankees ('85-'94)
 Albany-Colonie A's ('84)
 Albany A's ('83)
 West Haven A's ('81-'82)
 West Haven Whitecaps ('80)
 West Haven Yankees ('72-'79)
Former Team Names:
League Championships: 1988, 1989, 1991, 2002



TRENTON THUNDER

NEW YORK YANKEES

2012 Finish: 1st Eastern Division, 79-63
Eastern Division Champions



2013 FIELD STAFF

Manager: Tony Frankin
Hitting Coach: Justin Turner
Pitching Coach: Tommy Phelps
Athletic Trainer: Scott DiFrancesco
Strength Coach: Orlando Crance

B-METS RECORD VS. FRANCHISE

Overall: 169-182
Home: 86-77
Away: 83-105
Postseason: 0-0

As Detroit Tigers Affiliate: 33-19
As Boston Red Sox Affiliate: 63-74
As New York Yankees Affiliate: 73-89
As London Tigers: 24-15
As Trenton Thunder: 145-167

B-METS ALL-TIME RESULTS VS. FRANCHISE

Year	Home	Away	Total	Year	Home	Away	Total	Year	Home	Away	Total
1992*	3-6	8-2	11-8	1999 ^l	4-7	1-9	5-16	2006	1-2	5-9	6-11
1993*	6-4	7-3	13-7	2000 ^l	6-4	5-5	11-9	2007	4-2	5-9	9-11
1994*	3-4	6-0	9-4	2001 ^l	5-5	6-4	11-9	2008	3-4	3-4	6-8
1995 ^l	1-6	3-4	4-10	2002 ^l	7-3	5-5	12-8	2009	5-4	4-6	9-10
1996 ^l	3-4	3-4	6-8	2003	5-4	4-6	9-10	2010	2-1	1-9	3-10
1997 ^l	3-4	1-6	4-10	2004	8-3	4-6	12-9	2011	2-1	4-6	6-7
1998 ^l	5-2	5-2	10-4	2005	6-1	1-5	7-6	2012	4-6	2-1	6-7

- Detroit Tigers affiliate l - Boston Red Sox affiliate ^ - London Tigers

B-METS VS. TRENTON THUNDER IN 2012

Date	Venue	Result	Win	Loss	Save	Att	Time
5/15	Binghamton	L, 10-1	Hall (3-4)	Cohoon (2-4)		1,669	2:29
5/16	Binghamton	W, 1-0	Holt (1-0)	Claiborne (1-2)		1,615	2:20
5/17	Binghamton	W, 12-3	Wheeler (3-2)	Arbiso (1-1)		2,048	2:48
6/8	Trenton	W, 9-7	Germen (2-4)	Miller (0-1)	Carson (3)	6,365	2:55
6/9	Trenton	W, 12-0	Gorski (4-3)	Hall (5-6)		7,433	2:53
6/10	Trenton	L, 3-2 (10)	Hyde (2-1)	Rosario (0-1)		5,393	3:08
7/16	Binghamton	L, 6-5	Stoneburner (1-0)	Fraser (2-2)	Farquhar (5)	5,419	2:58
7/17	Binghamton	L, 5-4	Perez (5-1)	Carson (0-2)		4,324	2:45
7/18	Binghamton	L, 7-1	Nuno (5-2)	Mazzoni (3-3)		5,815	2:36
8/31	Binghamton	W, 8-5	Peavey (8-8)	Marshall (13-7)	Fraser (4)	5,567	2:22
9/1	Binghamton	L, 3-2	Heyer (3-5)	Cohoon (8-11)	Pope (8)	3,889	2:17
9/2	Binghamton	W, 5-4	Kaplan (3-0)	Pope (3-6)		4,945	2:22
9/3	Binghamton	L, 8-5	Turley (1-0)	Germen (8-12)		3,403	2:51

B-METS VS. THUNDER IN 2013

5/6	@ TRN	7:05 PM	6/27	BIN	6:35 PM
5/7	@ TRN	7:05 PM	6/28	BIN	7:05 PM
5/8	@ TRN	7:05 PM	6/29	BIN	7:05 PM
6/4	BIN	6:35 PM	6/30	BIN	1:05 PM
6/5	BIN	6:35 PM	7/25	BIN	6:35 PM
6/6	BIN	10:35 AM	7/26	BIN	7:05 PM
6/11	@ TRN	7:05 PM	7/27	BIN	7:05 PM
6/12	@ TRN	7:05 PM	7/28	BIN	6:35 PM
6/13	@ TRN	7:05 PM			

THUNDER QUICK FACTS

Ballpark: Arm & Hammer Park
Capacity / Opened: 6,150 / May 1994
Avg 2012 Attendance: 5,411 (5th)
Dimensions: 330' (LF), 407' (CF), 330' (RF)
Field Height: 8'
Former Affiliations: Boston Red Sox ('95-'02)
 Detroit Tigers ('85-'94)
 Chicago White Sox ('80-'84)
 London Tigers ('89-'93)
 Glens Falls ('85-'88)
 Glens Falls White Sox ('80-'84)
Former Team Names:
Former Ballpark Names: Waterfront Park ('94-'12)
League Championships: 2007, 2008



ODDS & ENDS

GETTING FAMILIAR WITH NYSEG STADIUM

BALLPARK LAYOUT

NYSEG Stadium, opened in 1992, has an official capacity of 6,012. There are 33 sections of seating, including 18 Box Seat sections and 15 Reserved Grandstand sections. The Box Seats contain nine rows of seating while the Reserved Grandstand contains 15 rows of seating. The stadium also offers six luxury boxes which hold approximately 20 individuals each. The picnic area down the left field line can accommodate 600. The Lupo's Dugout is located down the right field line.

The B-Mets clubhouse is located beneath the stands on the first base line. The visitors' clubhouse is located beneath the stands on the third base line. Both clubhouses have their own coaches' room, training room and showers. A batting tunnel shared by both teams is located adjacent to the B-Mets clubhouse on the first base line. The B-Mets clubhouse also contains two players' lounges.

The B-Mets bullpen is located beyond the Lupo's Dugout down the right field line. The visitors bullpen is located beyond the left field fence. The shed beyond the right field fence is used to store field maintenance equipment and contains the Sports Turf Manager's office.



EXPLAINING THE VIEW

The view from the press box at NYSEG Stadium blends the baseball tradition of the Southern Tier with the city's industrial past sprinkled with the beauty of the surrounding area.




Aerial view of the rail yard beyond left field at NYSEG Stadium

The city of Binghamton became a major manufacturing center in the 19th century thanks in large part to the development of the railroads. Because there was no navigable path via waterway from Binghamton to the Atlantic Coast, the railroads shipped most of the goods produced in the Southern Tier. The city became a key producer of cigars, shoes and high-tech products. Nowhere is the link to the past to

the railroad era more evident than the railyard beyond the left field fence. The yard houses more than a dozen rails and lengthy freight trains roll through seven days a week. Several B-Mets and visitors have plunked rail cars with long home runs during the stadium's 21-year history.

The videoboard currently installed beyond the right field fence was added prior to the 2007 season to replace the original scoreboard. The board has allowed the B-Mets to develop a video production staff that creates pre-game programming, in-game contests, game highlights and much more.

Geographically, the city of Binghamton sits in a bowl-shaped valley at the meeting point of the Susquehanna and Chenango Rivers. Located in the Glaciated Allegheny Plateau, the city is surrounded by elevated land. The rolling hills far beyond right field are located in the hamlet of Popes Ravine, which is part of the town of Kirkwood, a suburb of Binghamton.



NYSEG Stadium's videoboard

GETTING FAMILIAR WITH NYSEG STADIUM

MASCOTS



BUDDY THE BEE

Introduced to coincide with the team's "B-Mets" rebranding in 1994, Buddy the Bee has become the face of the organization. He is a cousin of Bingo.



BALLWINKLE

The Binghamton Mets' original mascot dating back to 1992, Ballwinkle disappeared for several seasons before returning due to popular demand.



BINGO

The B-Mets' newest mascot, Bingo came into existence in 2008. He has been known to break into "boogies" when the B-Mets score.

PRE-GAME SCHEDULE

GAME TIMES	7:05 PM	6:35 PM	1:05 PM
Individual Extra Workouts	1:45	1:00	—
Extra BP on Field	2:15	1:30	—
Stretch	2:45	2:15	9:40
Home Infield	3:35	3:05	10:15
Home Fundamentals	3:50	3:20	—
Home Batting Practice	4:10	3:40	10:35
Visitor Batting Practice	5:15	4:45	11:20
Visitor Infield	6:00	5:30	12:05
Pre-Game Stretch	6:35	6:05	12:35

MEDIA POLICIES

CLUBHOUSE

- B-Mets and visiting clubhouses are open to the media prior to games
- Clubhouses will close one hour before first pitch and reopen 10 minutes after final out
- Still photography is prohibited in clubhouses
- No media member is permitted in the training rooms, players' lounges nor batting tunnel

FIELD ACCESS

- During batting practice, media members are permitted in the dugout and on the field, but must remain on the warning track
- Media members are prohibited from entering either dugout via the respective clubhouses. Field may only be accessed via the stands.

PRESS BOX

- Lineups, game notes, statistics, media guides and all other game-related information will be provided in the press box
- Seating in the NYSEG Stadium press box is limited and therefore not guaranteed
- Outlets for wired internet are available on a first-come, first-served basis
- Wireless internet is not available at NYSEG Stadium
- Boxscores will be distributed in the press box following the game
- Press box will close 75 minutes after final out

BINGHAMTON BASEBALL HISTORY

The city of Binghamton, New York has an incredibly rich history of organized baseball dating back to 1877, when the Binghamton Cricket played in the League Alliance. With players like Buttercup Dickerson and John McGuinness, the members of the original Cricket team became the forefathers of America's pastime at the confluence of the Susquehanna and Chenango Rivers.

Binghamton's hometown team experienced a great deal of volatility in its first 20 years. During that time period, the team played under four different names (Cricket, BINGOES, Crickets and BINGOS) in six different leagues (League Alliance, International Association, New York State League, International League, Central League and Eastern League). Future Hall of Famer "Wee Willie" Keeler of "Hit 'em where they ain't" fame played for the BINGOS during this time in 1892 and 1893.



1913 Binghamton BINGOES

Things finally settled down in 1901 when the Binghamton BINGOES began playing in the New York State League. Comprised of teams from Albany, Cortland/Waverly, Ilion, Rome, Schenectady, Troy and Utica, the league pitted the turn-of-the-century bustling cities of Upstate New York against each other. The BINGOES played 17 seasons in the league before switching to the International League in 1918.



1902 Binghamton BINGOES

W.B. "Bill" Kay played in Binghamton from 1914 to 1919 and became one of the team's biggest stars hitting over .300 every year. He was inducted into Binghamton's Baseball Shrine in 2006.


Professional baseball in Binghamton went on hiatus for four years after the BINGOES ended their run in the International League in 1919. That drought ended in a grand way in 1923. In a meeting held on March 23 at the Arlington Hotel in Binghamton, a six-team association known as the New York-Penn League was born. Fifteen years later, the New York-Penn League became today's Eastern League.

The Binghamton Triplets were an original member of the league and became a fixture in Binghamton for 45 years. Representing the "Triple Cities" (Binghamton, Johnson City and Endicott), the Triplets spent most of their existence as a New York Yankees affiliate.



1933 League Champion Binghamton Triplets

With stars like Whitey Ford, Eddie Sawyer, Steve Souchock, Thurman Munson, Steve Kraly, Lee Thomas, Bill Virdon, Al Downing, Spud Chandler, Wally Burnette, Bobby Richardson, Ralph Terry, Pete Suder, Frank Verdi, Ken Harrelson, Bob Grim, Bert Campaneris, Gene Bearden, and Dale Long the Triplets captured ten league titles during their time in Binghamton.



1962 Triplets Program

The Triplets switched to the current New York-Penn League in 1964 and returned to the Eastern League in 1967. Sadly, their run came to an end in 1968. The team disbanded and professional baseball disappeared from the Southern Tier for 23 years.

The New York Mets ended that drought in 1992. Owners of their Double-A affiliate in the Williamsport Bills, the Mets decided to move the team to Binghamton following the 1991 season. With the Triplets' old home in Johnson Field long-gone, the city spearheaded the construction of Binghamton Municipal Stadium, now known as NYSEG Stadium. In a coincidental link to the past, the park is located just blocks from where the Arlington Hotel, the birthplace of the Eastern League, used to stand.

The Binghamton Mets have picked up where the Triplets left off and provided fans in the Southern Tier with professional baseball for the last 20 years. With two B-Mets championships in 1992 and 1994, the city of Binghamton is home to twelve Eastern League titles, the most for any city in the league. The B-Mets and their loyal fans hope for more as the love affair with America's pastime continues in the "Carousel Capital of the World".

BINGHAMTON, NEW YORK

Officially settled in 1802, Binghamton is a community of 47,376 located in the Southern Tier, approximately seven miles north of the New York-Pennsylvania border. Serving as the county seat of Broome County, the area now comprised of the city of Binghamton and its immediate suburbs was purchased by William Bingham, a wealthy native of Philadelphia, in 1792. Located in the valley at the confluence of the Susquehanna and Chenango Rivers, this newly acquired land offered an area easy to settle compared to the rolling hills that dominate the Upstate New York geography.

The community was originally known as Chenango Point before incorporating as the Town of Binghamton in 1834. Taking advantage of the flat, yet limited landscape, Binghamton originally developed as an agricultural town. That changed in the 1840's when the Erie Railroad was constructed to connect Binghamton to the Atlantic Coast. The area quickly became a major manufacturing and transportation hub.

The town progressed to city-status in 1867. At that point, nearly 9,000 people called the area home. Cigars were the first major product shipped out of Binghamton. However, that industry became trumped by the shoemaker Endicott Johnson in the early 1920's. Founded by Henry Bradford Endicott and George F. Johnson, the company's factories dominated the Triple Cities of Binghamton, Johnson City and Endicott and employed nearly 20,000 people during the Roaring 20's. It saw its highest production during World War II when it pumped out 52 million pairs of shoes a year.



Endicott Johnson factories in the first half of the 20th century

As the shoe-producing industry began to fade following the war, the development of high-tech products took center stage. The Link Trainer, a flight simulator developed in Binghamton in the 1930's, was used to prepare pilots during World War II and enticed many technology companies to set up shop in the area.

The International Business Machines Corporation, commonly known as IBM, was founded in Endicott and continues to be a key employer in the area. Major defense contractors like Lockheed Martin, BAE Systems and Rockwell Collins also showcase plants in the Southern Tier.



Downtown Binghamton

Binghamton has been referred to as the "Parlor City" and "Carousel Capital of the World" over its 210-year history. It gained its Parlor City moniker in the latter portions of the 19th century for its attractive Victorian homes, stately mansions and neat streets. With six historic wooden carousels donated by George F. Johnson, the city earned its more self-explanatory "Carousel Capital of the World" nickname early in 1900's.

Boasting a heavy concentration of Italian immigrants in the 1920's, the Southern Tier became the birthplace of the spiedie (pronounced spiee-dee). The sandwich consists of small, marinated pieces of chicken, pork, lamb, or beef traditionally served on soft Italian bread. Agostino Iacovelli and Peter Sharak are credited with introducing the tasty delicacy to the area. The name derives from the Italian word "spiedini," which refers to pieces of meat cooked on a skewer. The city celebrates this sandwich every summer at the Spiedie Fest and Balloon Rally, which is highlighted by a spiedie cook-off and hot-air balloon showcase.

During the winter, sports fans in Binghamton can catch a minor league hockey game with the Binghamton Senators, an affiliate of the Ottawa Senators playing in the American Hockey League. The Southern Tier is also home to the State University of New York at Binghamton, a highly-regarded public institution that fields 19 Division I teams.



Hot air balloons dot the sky during Spiedie Fest '08

Golf is another major sport in the area. There are over a dozen courses within a 20-mile radius of NYSEG Stadium. The En-Joie Golf Course in Endicott has hosted a Champions Tour event called the Dick's Sporting Goods Open since 2007. Dick's Sporting Goods was founded in Binghamton in 1948. The course also hosted the B.C. Open, a PGA Tour tournament, every year since 1971 until major flooding washed out the competition in 2006.

