


1 9 8 9
INFORMATION
GUIDE

SAN FRANCISCO
GIANTS™




The 1989 San Francisco Giants Information Guide was written, edited and produced by Robin Carr, Matt Fischer, Scot Asher and Duffy Jennings, with special assistance by David Aust, and designed and published by Woodford Publishing of San Francisco. All photographs are by Dennis Desprois. © 1989 San Francisco Giants. The guide is available at Candlestick Park, Giants Dugout Stores or through the mail by writing Giants 1989 Information Guide, Candlestick Park, San Francisco, CA 94124.





WILL CLARK
1988 Giants MVP
NL RBI Champ and All-Star Starter



RICK REUSCHEL
1988 NL All-Star



1989 GIANTS INFORMATION GUIDE INDEX

| | | | |
|---------------------------------------|-----|---|-----|
| All Star Break: Won/Loss Record, 1988 | 103 | Minor League Player Biographies | 166 |
| All-Stars: Giants All Time | 144 | Minor League System and Highlights | 164 |
| 1988 National League | 114 | Month-by-Month, 1958-1988 | 133 |
| All Time Roster, 1958-1988 | 152 | National League Club Batting, 1988 | 98 |
| All Time Top Ten: Batting/Pitching | 142 | National League Club Fielding, 1988 | 98 |
| American League Information | 127 | National League, Individual | |
| Attendance: 1988 | 111 | Leaders, 1988 | 112 |
| Year-by-Year | 199 | National League Club Pitching, 1988 | 98 |
| Records | 200 | National League Team Directories | 116 |
| Spring Training | 203 | No-hitters | 69 |
| Award Winners: National League, 1988 | 114 | Opening Day Lineups | 134 |
| Giants All Time | 151 | Opponents, Leading vs. Giants, 1988 | 113 |
| Batting Leaders, Giants, Yearly | 138 | Ownership | 63 |
| Batting, 1988 Giants | 99 | Perfect Homestands | 77 |
| Batting Practice Schedule | 196 | Pitching, 1988 Giants | 100 |
| Bay Bridge History | 201 | Pitching Leaders, Giants, Yearly | 139 |
| BBWAA Members | 206 | Player Biographies | 20 |
| Birthday Calendar | 64 | Post Season: 1987 NLCS | 145 |
| Candlestick Park Information | 196 | 1971 NLCS | 146 |
| Club Directory | 2 | 1962 World Series | 148 |
| Coaches, All Time | 12 | Radio | 204 |
| Coaches, 1989 Giants Biographies | 12 | Radio Networks | 205 |
| Comeback Players of the Year | 74 | Rainouts | 170 |
| Craig, Roger | 10 | Records: Giants Month-By-Month | 133 |
| Cycle | 79 | Giants Franchise, 1883-1988 | 140 |
| Day-by-Day, 1988 | 106 | San Francisco Giants, | |
| Double Header Shutouts | 45 | 1958-1988 | 135 |
| Draft Selections | 90 | Retired Uniforms | 141 |
| Evolution of Candlestick Park | 197 | Rookies, 1989 | 57 |
| Executive Biographies | 6 | Rosen, Al | 5 |
| Extra Inning Games | 20 | Rosters: All Time Giants | 152 |
| Fielding, 1988 Giants | 100 | 1989 Giants | 94 |
| Franchise Records, 1883-1988 | 140 | Non-Roster Spring Invitees | 96 |
| Giants League Leaders, 1883-1988 | 150 | Rules of Interest | 93 |
| Giants vs. N.L.: 1988 | 103 | Runs Batted In, Consecutive Games | 133 |
| Year-by-Year | 128 | San Francisco Top Ten Batting/Pitching | 137 |
| GiantsVision | 204 | Schedule, 1989 | 208 |
| Gold Glove Winners | 70 | Scouts, Giants 1989 | 165 |
| Ground Rules | 196 | Season Highlights, 1988 | 102 |
| Hall of Famers, Giants | 149 | Spring Training Information | 201 |
| Helpful Services | 206 | Spring Training Record, Yearly | 201 |
| Highlights, Giants, 1988 | 102 | Spring Training Schedule, 1989 | 202 |
| Highs and Lows, 1988 Giants | 104 | Spring Training Statistics 1988 | 203 |
| Home Runs, Candlestick Park | 198 | Standings, 1988 Major League | 98 |
| Hotels | 143 | Television | 204 |
| JumboTRON | 197 | Television Networks | 205 |
| Last Time It Happened | 105 | Ticket Information | 208 |
| Latin Giants, 1989 | 88 | Trainers | 19 |
| League Leaders, 1988 | 112 | Transactions, 1988 | 109 |
| Long Hitting/Pitching Streaks | 162 | Transportation | 206 |
| Long Winning/Losing Streaks | 131 | 200-Hit Seasons | 141 |
| Lurie, Bob | 4 | Umpires, N.L. | 199 |
| Major League Baseball Information | 127 | World Series, Giants | 147 |
| Managerial History | 15 | Won/Loss Breakdown | 103 |
| Media: Print/Electronic | 206 | Yearly Batting/Pitching Leaders | 138 |
| Medical Staff | 19 | Year-By-Year Finishes, Giants Franchise | 130 |
| Milestones, 1989 | 36 | Yearly Team Totals, 1958-1988 | 132 |

SAN FRANCISCO GIANTS CLUB DIRECTORY



CANDLESTICK PARK
SAN FRANCISCO, CA 94124
(415) 468-3700

BOARD OF DIRECTORS LURIE SPORTS, INC.

| | |
|--|---------------------|
| President | Bob Lurie |
| Vice President and Director | H. Michael Kurzman |
| Vice President and Director | Corey Busch |
| Vice President, Treasurer and Director | Eugene Valla |
| Secretary and Director | James L. Hunt, Esq. |
| Director | Al Rosen |
| Director | Peter A. Magowan |

ADMINISTRATION

| | |
|--|-----------------------|
| Chairman | Bob Lurie |
| President and General Manager | Al Rosen |
| Executive Vice President | Corey Busch |
| Sr. Vice President | Pat Gallagher |
| Staff Counsel | Michael Shapiro, Esq. |
| Government Affairs/Broadcast Coordinator | Bob Hartzell |
| Administrative Assistant | Florence Myers |
| Assistant to the Sr. Vice President | Cheryl Graybeal |
| Administrative Assistant | Suzanne McArdle |

BASEBALL OPERATIONS

| | |
|--|--|
| Vice President, Baseball Operations | Bob Kennedy |
| Vice President/Assistant General Manager | Ralph Nelson |
| Vice President, Scouting Operations | Bob Fontaine |
| Director of Travel | Dirk Smith |
| Director of Player Development | Carlos Alfonso |
| Director of Minor League & Scouting Operations | Dave Nahabedian |
| Special Assistants to the President & GM | Willie Mays, Willie McCovey |
| Special Assistant for Player Development | Orlando Cepeda |
| Administrative Staff | Scot Asher, Nick Glass, Lucia B. McNally, Sandy Muscat |

ACCOUNTING/FINANCE

| | |
|--------------------------------|----------------|
| Vice President, Finance | Robert Grayson |
| Accounting Manager | Jeannie Adamo |
| Assistant Accounting Manager | Norma Edar |
| Payroll/Benefits Administrator | Marlene Canard |
| Accounts Payable | Wendy Welch |

TICKETS

| | |
|-----------------------------------|--|
| Vice President, Ticket Operations | Arthur Schulze |
| Administrative Staff | Bob Bisio, Mary Sutherland, Judy Weber |

PUBLIC RELATIONS

Vice President, Public Relations
Director of Media Relations
Director of Graphics and Photography
Director of Community Services
Assistant Director of Media Relations
Community Representative
Administrative Assistant

Duffy Jennings
Matt Fischer
Dennis Desprois
Dave Craig
Robin Carr
Mike Sadek
Maria Jacinto

MARKETING/PROMOTIONS

Director of Marketing
Promotions Manager
Director of Sales
Sales Representative
Data Coordinator
Sales/Administration
Secretary

Mario Alioto
Valerie McGuire
Pennie Lundberg
Karen Cavan
Peggy Romano
Cheryl Dean, Ben Oakes
Wendy Marzetta

RETAIL

Director, Retail Operations
Distribution Manager/Buyer
Retail Sales/Merchandising Manager
Information Systems
Retail Operations Assistant
Warehouse Manager
Mail Order
Dugout Store Managers

Robert Tolifson
Willie Guzman
Peter Yungen
Curt Dawson
Ronnie Eichensehr
Mickey Martinez
Acquonetta Barnett
Mike Bell, Paul Borra, John Ehman

STADIUM OPERATIONS

Vice President, Stadium Operations/Security
Assistant Director, Stadium Operations
Administrative Assistant/Guest Relations Coordinator
Maintenance
Stadium Operations Secretary
Switchboard

Jorge Costa
Gene Telucci
Deborah Houston
Hook Bouknight, Gary Burcham,
Bob DeAntoni, Oscar Gonzalez, Dan Murray
Aimee Shipman
Suzanne Nielsen

CLUBHOUSE

Giants Clubhouse
Visitors Clubhouse
Clubhouse Assistants

Miguel Murphy
Harvey Hodgerney
David Loewenstein, Dennis Parry

GIANTSVISION

Director of Business Operations
Affiliate Relations Manager
Producer
Associate Producers
Editor
Production Assistant
Trainer/Accountant
Administrative Assistants

Eva Bustos
Pam Mays
Jeff Kuiper
Carlos Deza, Mark Gummere, David Koppett
Kevin Skillings
Sharlene Saria
Michele Cooper
Joyce Stafford, Janet Flynn



BOB LURIE

Chairman

For the first time in his 13 years as owner of the Giants, Bob Lurie's hometown club has posted three straight winning seasons, a convincing foundation for the "new era of Giants baseball" he vowed when he overhauled the team's administration at the end of the disastrous 1985 campaign.

On September 18, 1985, Lurie ushered in the era with the appointment of Al Rosen as the club's President and General Manager. Rosen brought in field manager Roger Craig the same day and in just two short seasons the Giants went from last place to first in the National League West and came within one game of the World Series. Last season the club surmounted numerous injuries to remain in contention late into the Summer, finishing in fourth place with an 83-79 record.

With renewed success on the field, much of Lurie's attention remains focused on bringing Giants fans a state-of-the-art major league stadium in the Bay Area after the team's Candlestick Park lease expires in 1994. Progress made in late 1988 and early 1989 by task forces in San Francisco and Santa Clara has been especially satisfying to Lurie, who has always maintained his first choice is to keep the team in the Bay Area if suitable arrangements can be made.

On March 2, 1976, Lurie bought the Giants in partnership with Arizona cattleman Bud Herseth, preventing a planned sale to Labatt's Breweries and an impending move to Canada. In 1978 Lurie bought out Herseth and became the club's sole owner.

That year the Giants made a solid run at the division title before finishing in third place. San Francisco made title runs in the second half of the strike-shortened 1981 season and in 1982 as well, but ended up with another pair of third place showings. All along Lurie continued his search for the right blend of skill and talent in the front office and on the field. He finally arrived at the combination of Rosen and Craig for his third general manager and seventh field manager. The wisdom of those choices was validated in 1987, when Rosen was named Executive of the Year and Craig was tabbed AP Manager of the Year.

Born January 18, 1929, Lurie is the son of San Francisco financier Louis R. and Babette Lurie. After graduation from Menlo High School in Menlo Park, California, Bob moved on to Northwestern University where he earned a B.S. degree in business administration. He served as a lieutenant in the U.S. Air Force from 1951 to 1953 before returning home to enter the San Francisco business community.

Bob is a vigorous participant in a variety of civic and charitable activities. In addition to his duties with the Lurie Co. and his chairmanship of the Giants, he serves as President of the Louis R. Lurie Foundation and is on the Board of Directors of the National Athletic Health Institute and the Downtown Parking Corporation.

Bob and his wife, Connie, make their home in San Francisco.



AL ROSEN

***President
and General Manager***

After producing three winning seasons and a division title in his three full years as Giants' President and General Manager, Al Rosen's focus in 1989 is directed towards two major goals—continuing his efforts to bring San Francisco a World Championship, and increasing the team's commitment to providing a comfortable and family oriented atmosphere in which to enjoy a ball game.

Immediately after being named to his new post on September 18, 1985, Rosen began a turnaround of the Giants by choosing Roger Craig as his field manager. The success of Rosen and Craig's new dynamic approach was evident in short order, as the Giants went from losing 100 games in 1985 to posting an 83-79 record and a third-place finish the following season. In 1987 the Giants made the jump to baseball's upper echelon by winning the National League West for their first pennant in 16 years and coming within one victory of a World Series appearance. In 1988 San Francisco was just two and a half games out of the divisional lead at the All-Star break, before a rash of injuries resulted in a fourth place finish.

In 1989, Rosen has made a personal commitment to institute procedures and policies to make Candlestick Park a truly fan-oriented place to watch a ballgame. As a result, Giants games this year will feature such improvements as a no alcohol, no smoking Pavilion section, game broadcasts at concession stands, Family Nights with half price seats and a "GiantShock" program, where fans will be treated to pleasant, out of the ordinary, random surprises during the course of the games.

The 1987 Major League Executive of the Year, Rosen has molded the Giants in his image from top to bottom, with a hardball approach throughout the entire organization both on the field and off. In 1987 he engineered trades for pitchers Craig Lefferts, Don Robinson, Dave Dravecky and Rick Reuschel and third baseman Kevin Mitchell, while in 1988 he improved his championship club by signing free agent leadoff man Brett Butler to a two-year contract, and traded in midseason for Donell Nixon and Ernest Riles. Over the past off-season he once again improved the Giants outfield and team speed by acquiring the fleet-footed and versatile Tracy Jones.

Recognized for his talent and dedication as a player, Rosen has brought those qualities with him to the front office. After spending his entire ten-year (1947-1956) Major League career in Cleveland, Rosen spent 20 years with the brokerage firm of Bache and Company. He was Vice President of the firm's Cleveland offices when he became President of the New York Yankees. He was in New York for the 1978 and 1979 seasons, before moving to a similar position within the Houston Astros which he held from 1980 until joining the Giants in 1985.

A lifetime .285 hitter with 192 home runs and 717 RBIs, Rosen was a four-time All Star and unanimous pick as the American League's 1953 Most Valuable Player.

A Leap Year baby, Rosen was born February 29, 1924 in Spartanburg, South Carolina and raised in Miami, where he picked up the nickname "Flip" as a youngster playing sandlot ball. Al and his wife, Rita, have five children—Robert, Jimmy, Gail, David and Andy. The Rosens make their home in San Francisco.

BOB KENNEDY

Vice President Baseball Operations

Bob Kennedy is one of baseball's senior statesmen, with more than four decades of professional experience as a player, manager and front office executive. Now in his fourth year with the Giants as Al Rosen's top baseball adviser, Kennedy scouts and evaluates top Major League talent and lends his expertise to Rosen on decisions affecting trades, player acquisition and development, scouting and administration.

A longtime colleague and teammate of Rosen's, Kennedy has worked closely with the Giants' President and General Manager over the past eight seasons. Prior to coming to the Giants, Kennedy and Rosen were together for four years in Houston. The General Manager of the Chicago Cubs from 1977-81, he has also been an executive with the Seattle Mariners, St. Louis Cardinals and Cleveland Indians, and has managed the Cubs (1963-65) and Oakland A's (1968). Bob played with the White Sox, Indians, Orioles, Tigers and Brooklyn Dodgers during his Major League career, batting .254. Bob and his wife, Claire, have five children Robert Jr., Terry (the Giants catcher), Colleen, Christine and Kathleen, and 12 grandchildren. The Kennedys reside in Mesa, Arizona.

BOB FONTAINE

Vice President, Scouting

Bob Fontaine is another of the game's most venerable and best-known figures, now in his 48th year in professional baseball, dating back to the signing of his first contract in the Brooklyn Dodgers' system in 1941. Fontaine is in his ninth season as the Giants' top official for scouting, supervising the assignments of and reporting procedures by more than two dozen full-time scouts.

Fontaine learned his trade under the tutelage of the legendary Branch Rickey in Pittsburgh from 1950 to 1968, then joined the expansion San Diego Padres in 1969, eventually becoming their General Manager until joining the Giants in 1980. A native of San Jose, Fontaine attended Bellarmine High School prior to signing with the Dodgers. He and his wife, Laura, have six children and eight grandchildren. The Fontaines reside in Poway, California.

RALPH NELSON


Vice President/Assistant General Manager

Ralph Nelson is in his 14th year with the Giants, and his fourth as the top baseball administrative member of Al Rosen's cabinet. Nelson serves as Rosen's facilitator for player transactions, acquisitions and contractual matters, and supervises daily operations of the Major League clubhouse staff, minor league and player development administration.

Nelson joined the Giants as a publicity intern in 1976. He was named Traveling Secretary and Statistician in 1980 and Minor League Administrator in 1983. After supervising a complete revampment of the Giants' farm and scouting systems, he was named to his current position by Rosen following the 1985 campaign.

A native of Harvey, Illinois, Nelson was a journalism graduate of San Jose State University in 1976. He and his wife, Joanne, have two children and reside in Penngrove, California.

The 1989 Giants



MANAGER & COACHES



ROGER CRAIG

Manager
Former Pitcher

BIRTHDATE: February 17, 1930
1989 OPENING DAY AGE: 59
BIRTHPLACE: Durham, North Carolina
BATTED: Right **THREW:** Right
HEIGHT: 6-4 **WEIGHT:** 195

MANAGERIAL/COACHING CAREER Has posted winning seasons in each of his three full campaigns as the Giants skipper, managing the club to a 262-242 record since taking the reins on Sept. 18, 1985 . . . is the first manager to lead San Francisco to three consecutive winning seasons in 17 years . . . His .520 winning percentage is the best by a Giants skipper since Clyde King posted a .534 mark in 1969-70 . . . Led the Giants to an 83-79 record in 1988, despite an injury barrage that saw 12 players go on the DL, seven undergo surgery and every starting pitcher except Rick Reuschel miss at least one turn due to injury . . . coached in his second straight All-Star game . . . Piloted the 1987 Giants to their first division crown in 16 years . . . Earned honors as Associated Press Major League Manager of the Year that season, finished second to Montreal's Buck Rodgers in the BBWAA's National League Manager of the Year balloting . . . is one of only four managers since 1900 to lead a 100-loss team to a first-place finish in just two full seasons . . . Took over the sixth-place Giants in 1985, led the club to a third-place finish the next year . . . The Giants won 21 more games in 1986 than during the 1985 season, representing the greatest improvement of any 1986 National League team . . . his Giants became the ninth team in ML history to post a winning record (83-79) following a 100-loss season . . . his pitching knowledge helped the Giants staff to the major's best team ERA in 1987 . . . Craig has now coached, managed or scouted for the past 21 years since his retirement as a player in 1967 . . . known as the guru of the split-fingered fastball . . . Craig was named the Giants field manager by Al Rosen on September 18, 1985, the same day Rosen became the club's President and General Manager . . . assumed control of the team that night and guided the Giants to a 9-6 win over the Padres . . . prior to accepting the Giants managerial job, Craig served as a scout for the Detroit Tigers following a five-year stint as Sparky Anderson's pitching coach in Detroit from 1980-84, culminating in the Tigers' World Series victory over the San Diego Padres in 1984 . . . under his tutelage, the Tigers pitching staff improved from 11th in the AL ERA standing in 1980 to first in 1982 and 1984 . . . he managed the San Diego Padres in 1978 and 1979, taking over from Alvin Dark in mid-March of 1978 and leading the team to an 84-78 record, then best in the ten-year history of the franchise . . . was the Padres pitching coach in 1976 and 1977 and served the Houston Astros in the same capacity from 1974-75 . . . was a minor league pitching instructor for the Dodgers in 1973 . . . coached for the Padres from 1969-72 . . . managed Albuquerque (AA) in the Texas League in 1968 . . . also served as a scout for the Dodgers in 1967 . . .

PRO CAREER signed his first professional contract with the Dodgers in 1950 . . . broke into the Majors in 1955 with the Brooklyn Dodgers . . . pitched in 12 ML seasons, compiling an overall mark of 74-98 with a 3.82 ERA

... enjoyed his best season in 1959, when he was 11-5, 2.06 ERA for the World Champion Dodgers ... tied for the NL lead with four shutouts in 1959 ... spent the 1955-61 seasons with the Dodgers before being drafted by the New York Mets in the original expansion draft in December, 1961 and was with them in 1962-63 ... spent single seasons in St. Louis (1964) and Cincinnati (1965) before ending his career with Philadelphia in 1966 ... hurled in four World Series, two with Brooklyn (1955 and 1956) and one each with Los Angeles (1959) and St. Louis (1964), winning two games and losing two ...

PERSONAL ... attended North Carolina State University ... a native of Durham, was honored with a "Roger Craig Day" there in February, 1988 ... authored "Inside Pitch," a journal of the 1984 Tigers ... enjoys golf and raising horses on his ranch outside San Diego ... married (Carolyn Anderson, December 22, 1951) ... four children: Sherri (36), Roger, Jr. (32), Teresa (29) and Vikki (27) ... lives in Warner Springs, California in a log cabin house that he built with his son ...

Roger Lee Craig

| Year | Club | W-L | ERA | G | GS | CG | IP | H | R | ER | BB | SO |
|---------|--------------|-------------------------|------|-----|-----|----|--------|------|-----|-----|-----|-----|
| 1950 | Newport News | 0-1 | 7.11 | 6 | 4 | 0 | 19.0 | 22 | 17 | 15 | 23 | 7 |
| | Valdosta | 14-7 | 3.13 | 23 | 22 | 17 | 167.0 | 136 | 86 | 58 | 150 | 152 |
| 1951 | Newport News | 14-11 | 3.67 | 38 | 28 | 12 | 221.0 | 175 | 109 | 90 | 175 | 119 |
| 1952-53 | | - In Military Service - | | | | | | | | | | |
| 1954 | Elmira | 0-0 | 9.00 | 3 | 3 | 0 | 2.0 | 4 | 6 | 2 | 2 | 1 |
| | Pueblo | 1-1 | 9.64 | 6 | 6 | 2 | 14 | 14.0 | 17 | 15 | 19 | 8 |
| | Newport News | 8-3 | 2.50 | 20 | 16 | 9 | 125.0 | 107 | 44 | 35 | 56 | 108 |
| 1955 | Montreal | 10-2 | 3.54 | 22 | 16 | 5 | 117.0 | 105 | 48 | 46 | 64 | 68 |
| | Brooklyn | 5-3 | 2.77 | 21 | 10 | 3 | 91.0 | 81 | 37 | 28 | 43 | 48 |
| 1956 | Brooklyn | 12-11 | 3.71 | 35 | 32 | 8 | 111.0 | 130 | 87 | 77 | 52 | 69 |
| 1957 | Brooklyn | 6-9 | 4.62 | 32 | 13 | 1 | 111.0 | 102 | 58 | 57 | 47 | 69 |
| 1958 | Los Angeles | 2-1 | 4.50 | 9 | 2 | 1 | 32.0 | 30 | 20 | 16 | 12 | 16 |
| | St. Paul | 5-17 | 3.91 | 28 | 25 | 8 | 182.0 | 180 | 100 | 79 | 77 | 119 |
| 1959 | Spokane | 6-7 | 3.19 | 14 | 13 | 6 | 96.0 | 86 | 39 | 34 | 26 | 46 |
| | Los Angeles | 11-5 | 2.06 | 29 | 17 | 7 | 153.0 | 122 | 49 | 35 | 45 | 76 |
| 1960 | Los Angeles | 8-3 | 3.26 | 21 | 15 | 6 | 116.0 | 99 | 48 | 42 | 43 | 69 |
| 1961 | Los Angeles | 5-6 | 6.13 | 40 | 14 | 2 | 113.0 | 130 | 87 | 77 | 52 | 63 |
| 1962 | New York | 10-24 | 4.52 | 42 | 33 | 13 | 233.0 | 261 | 133 | 117 | 70 | 118 |
| 1963 | New York | 5-22 | 3.78 | 46 | 31 | 14 | 236.0 | 249 | 117 | 99 | 58 | 108 |
| 1964 | St. Louis | 7-9 | 3.25 | 39 | 19 | 9 | 166.0 | 180 | 76 | 60 | 35 | 84 |
| 1965 | Cincinnati | 1-4 | 3.66 | 40 | 0 | 0 | 64.0 | 74 | 33 | 26 | 25 | 30 |
| 1966 | Philadelphia | 2-1 | 5.48 | 14 | 0 | 0 | 23.0 | 31 | 15 | 14 | 5 | 13 |
| | Seattle | 0-1 | 2.45 | 6 | 3 | 0 | 22.0 | 15 | 11 | 6 | 9 | 11 |
| 1968 | Albuquerque | 0-0 | 0.00 | 1 | 1 | 0 | 4.0 | 3 | 0 | 0 | 2 | 2 |
| M.L. | Totals | 74-98 | 3.82 | 368 | 186 | 56 | 1537.0 | 1528 | 763 | 653 | 522 | 803 |

WORLD SERIES RECORD


| Year | Club | W-L | ERA | G | GS | CG | IP | H | R | ER | BB | SO |
|------|-------------|-----|-------|---|----|----|------|----|----|----|----|----|
| 1955 | Brooklyn | 1-0 | 3.00 | 1 | 1 | 0 | 6.0 | 4 | 2 | 2 | 5 | 4 |
| 1956 | Brooklyn | 0-1 | 12.00 | 2 | 1 | 0 | 6.0 | 10 | 8 | 8 | 3 | 4 |
| 1959 | Los Angeles | 0-1 | 8.68 | 2 | 2 | 0 | 9.1 | 15 | 9 | 9 | 5 | 8 |
| 1964 | St. Louis | 1-0 | 0.00 | 2 | 0 | 0 | 5.0 | 2 | 0 | 0 | 3 | 9 |
| W.S. | Totals | 2-2 | 6.49 | 7 | 4 | 0 | 26.1 | 31 | 19 | 19 | 16 | 25 |

MANAGERIAL RECORD

| Year | Club | W | L | Finish |
|------|------------------|-----|-----|--------|
| 1968 | Albuquerque (AA) | 70 | 69 | 2 |
| 1978 | San Diego | 84 | 78 | 4 |
| 1979 | San Diego | 68 | 93 | 5 |
| 1985 | San Francisco | 6 | 12 | 6 |
| 1986 | San Francisco | 83 | 79 | 3 |
| 1987 | San Francisco | 90 | 72 | 1 |
| 1988 | San Francisco | 83 | 79 | 4 |
| M.L. | Totals | 414 | 413 | 501 |

GOOD STARTS

On April 3 in San Diego, Roger Craig will look to run his Opening Day record as an ML Manager to 6-0. Roger has won all three of his Giants openers—8-3 at Houston in 1986, 4-3 in 12 innings over the Padres in 1987 and 5-1 at Los Angeles in 1988.



DUSTY BAKER

Coach

Former Outfielder

BIRTHDATE: June 15, 1949

1989 OPENING DAY AGE: 39

BIRTHPLACE: Riverside, California

BATTED: Right **THREW:** Right

HEIGHT: 6-2 **WEIGHT:** 200

COACHING CAREER Will serve as the Giants hitting coach in 1989 Joined Roger Craig's staff last season as first base coach, his first coaching role Played in the Major Leagues from 1968-86, spent 1987 as an investment broker with Conli, Michaels Inc. of Southern California

PRO CAREER Dusty enjoyed a prestigious playing career, spending nearly 16 full seasons with Atlanta, Los Angeles, San Francisco and Oakland finished his career with a .278 average, 242 home runs and 1013 RBIs was twice selected to the NL All-Star team, in 1981 and 1982 with Los Angeles, he appeared in four League Championship Series (1977, 1978, 1981 and 1983) and three World Series (1977, 1978 and the 1981 Dodgers' World Championship) was selected 1977 NLCS MVP after hitting .357 with two home runs and eight RBIs, including a grand slam, in the four-game series vs. Philadelphia in 1978, he tied the LCS record for the highest batting average with a .467 mark enjoyed great success in LCS play, posting a career .371 average with 13 RBIs in 17 LCS games won a Gold Glove in 1981 and was named to the Silver Slugger team in 1980 and 1981 began his career as the Braves' 26th pick in June, 1967 and made his ML debut the next year finished third in the 1972 batting race with a career-high .321 mark drove in a career-high 99 runs the next season was traded to Los Angeles with Ed Goodson for Jimmy Wynn, Lee Lacy, Tom Paciorek and Jerry Royster, November 17, 1975 hit a career-high

1958-1989 S.F. GIANTS COACHES

Amalfitano, Joe, 1972-75

Baker, Dusty, 1988-

Benson, Vern, 1980

Bridges, Rocky, 1985

Bristol, Dave, 1978-79

Buford, Don, 1981-84

Davenport, Jim, 1970, 1976-82

Fahey, Bill, 1986-

Fox, Charlie, 1965-68

Franks, Herman, 1958

Funk, Frank, 1976

Gilbert, Andy, 1972-75

Haller, Tom, 1977-79

Hiller, Chuck, 1985

Jansen, Larry, 1961-71

Kim, Wendell, 1989-

Lavagetto, "Cookie," 1964-67

Lefebvre, Jim, 1980-82

Lillis, Bob, 1986-

Lockman, "Whitey," 1961-64

Lowrey, "Peanuts," 1967-68

MacKenzie, Gordon, 1986-1988

McCraw, Tom, 1983-85

McMahon, Don, 1973-75, 1980-82

McNamara, John, 1971-73

Miller, Bob, 1985

Morales, Jose, 1986-1988

Mull, Jack, 1985

O'Doul, "Lefty," 1959-60

Ozark, Danny, 1983-84

Parker, "Salty," 1958-61, 1979

Posedel, Bill, 1959-60

Rodgers, Bob, 1976

Shepard, Larry, 1979

Sherry, Norm, 1986-

Starrette, Herman, 1977-78, 1983-84

Van Ornum, John, 1981-84

Virgil, Ozzie, 1969-72, 1974-75

Westrum, Wes, 1958-63, 1968-71

Winkles, Bobby, 1976-77

Zimmer, Don, 1987

30 HRs in 1977 to become part of the Dodgers' record setting 30-homer four-some (Garvey, Cey and Smith) . . . had five RBIs in one inning vs. San Diego September 13, 1979 . . . again finished third in the batting race with a .320 mark in 1981, helping the Dodgers to a World Championship . . . ended his eight-year stay with the Dodgers by hitting .357 in the 1983 NLCS . . . was granted free agency February 21, 1984 and signed with San Francisco April 1, 1984 . . . stole second, third and home in the same inning vs. Cincinnati June 27, 1984, becoming the first player since Pete Rose turned the hat trick May 11, 1980 . . . traded to Oakland for Ed Puigunas and Dan Winters, March 24, 1985 and played his final two seasons with the A's . . .

PERSONAL was a baseball, basketball, football and track star for Del Campo High in Carmichael, California . . . graduated in 1967 . . . attended American River College in Sacramento, California . . . hobbies include hunting and fishing . . . has one daughter (Natosha, September 29, 1979) . . . resides in Calabasas, California.

Johnnie B. Baker, Jr.

| Year | Club | AVG. | G | AB | R | H | 2B | 3B | HR | RBI | BB | SO | SB |
|------|---------------|------|------|------|-----|------|-----|----|-----|------|-----|-----|-----|
| 1967 | Austin | .231 | 9 | 39 | 6 | 9 | 1 | 0 | 0 | 1 | 2 | 7 | 0 |
| 1968 | West Palm | .190 | 6 | 21 | 2 | 4 | 0 | 0 | 0 | 2 | 1 | 4 | 0 |
| | Greenwood | .342 | 52 | 199 | 45 | 68 | 11 | 3 | 6 | 39 | 23 | 39 | 6 |
| | Atlanta | .400 | 6 | 5 | 0 | 2 | 0 | 0 | 0 | 0 | 0 | 1 | 0 |
| 1969 | Shreveport | .257 | 73 | 265 | 40 | 68 | 5 | 1 | 9 | 31 | 36 | 41 | 2 |
| | Richmond | .247 | 25 | 89 | 7 | 22 | 4 | 0 | 0 | 8 | 11 | 22 | 3 |
| | Atlanta | .000 | 3 | 7 | 0 | 0 | 0 | 0 | 0 | 0 | 0 | 3 | 0 |
| 1970 | Richmond | .325 | 118 | 461 | 97 | 150 | 29 | 3 | 11 | 51 | 53 | 45 | 10 |
| | Atlanta | .295 | 13 | 24 | 3 | 7 | 0 | 0 | 0 | 4 | 2 | 4 | 0 |
| 1971 | Richmond | .311 | 80 | 341 | 62 | 106 | 23 | 2 | 11 | 41 | 25 | 37 | 10 |
| | Atlanta | .226 | 29 | 62 | 2 | 14 | 2 | 0 | 0 | 4 | 1 | 14 | 0 |
| 1972 | Atlanta | .321 | 127 | 446 | 62 | 143 | 27 | 2 | 17 | 76 | 45 | 68 | 4 |
| 1973 | Atlanta | .288 | 159 | 604 | 101 | 174 | 29 | 4 | 21 | 99 | 67 | 72 | 24 |
| 1974 | Atlanta | .256 | 149 | 574 | 80 | 147 | 35 | 0 | 20 | 69 | 71 | 87 | 18 |
| 1975 | Atlanta | .261 | 142 | 494 | 63 | 129 | 18 | 2 | 19 | 72 | 67 | 57 | 12 |
| 1976 | Los Angeles | .242 | 112 | 384 | 36 | 93 | 13 | 0 | 4 | 39 | 31 | 54 | 2 |
| 1977 | Los Angeles | .291 | 153 | 533 | 86 | 155 | 26 | 1 | 30 | 86 | 58 | 89 | 2 |
| 1978 | Los Angeles | .262 | 149 | 522 | 62 | 137 | 24 | 1 | 11 | 66 | 47 | 66 | 12 |
| 1979 | Los Angeles | .274 | 151 | 554 | 86 | 152 | 29 | 1 | 23 | 88 | 56 | 70 | 11 |
| 1980 | Los Angeles | .294 | 153 | 579 | 80 | 170 | 26 | 4 | 29 | 97 | 43 | 66 | 12 |
| 1981 | Los Angeles | .320 | 103 | 400 | 48 | 128 | 17 | 3 | 9 | 49 | 29 | 43 | 10 |
| 1982 | Los Angeles | .300 | 147 | 570 | 80 | 171 | 19 | 1 | 23 | 88 | 56 | 62 | 17 |
| 1983 | Los Angeles | .260 | 149 | 531 | 71 | 138 | 25 | 1 | 15 | 73 | 72 | 59 | 7 |
| 1984 | San Francisco | .292 | 100 | 243 | 31 | 71 | 7 | 2 | 3 | 32 | 40 | 27 | 4 |
| 1985 | Oakland | .268 | 111 | 343 | 48 | 92 | 15 | 1 | 14 | 52 | 50 | 47 | 2 |
| 1986 | Oakland | .240 | 83 | 242 | 25 | 58 | 8 | 0 | 4 | 19 | 27 | 37 | 0 |
| N.L. | Totals | .280 | 1845 | 6532 | 891 | 1831 | 297 | 22 | 224 | 942 | 685 | 842 | 135 |
| A.L. | Totals | .256 | 194 | 585 | 73 | 150 | 23 | 1 | 18 | 71 | 77 | 84 | 2 |
| M.L. | Totals | .278 | 2039 | 7117 | 964 | 1981 | 320 | 23 | 242 | 1013 | 762 | 926 | 137 |

ALL-STAR GAME RECORD

| Year | Club, Site | AVG. | G | AB | R | H | 2B | 3B | HR | RBI | BB | SO | SB |
|--------|-----------------|------|---|----|---|---|----|----|----|-----|----|----|----|
| 1981 | N.L., Cleveland | .500 | 1 | 2 | 0 | 1 | 0 | 0 | 0 | 0 | 0 | 0 | 0 |
| 1982 | N.L., Montreal | .000 | 1 | 2 | 0 | 0 | 0 | 0 | 0 | 0 | 0 | 0 | 0 |
| A.S.G. | Totals | .250 | 2 | 4 | 0 | 1 | 0 | 0 | 0 | 0 | 0 | 0 | 0 |

DIVISION SERIES RECORD

| Year | Club | AVG. | G | AB | R | H | 2B | 3B | HR | RBI | BB | SO | SB |
|------|---------------|------|---|----|---|---|----|----|----|-----|----|----|----|
| 1981 | L.A. vs. Hou. | .167 | 5 | 18 | 2 | 3 | 1 | 0 | 0 | 1 | 2 | 0 | 0 |

LEAGUE CHAMPIONSHIP SERIES RECORD

| Year | Club | AVG. | G | AB | R | H | 2B | 3B | HR | RBI | BB | SO | SB |
|------|---------------|------|----|----|----|----|----|----|----|-----|----|----|----|
| 1977 | L.A. vs. Phi. | .357 | 4 | 14 | 4 | 5 | 1 | 0 | 2 | 8 | 2 | 3 | 0 |
| 1978 | L.A. vs. Phi. | .467 | 4 | 15 | 1 | 7 | 2 | 0 | 0 | 1 | 3 | 0 | 0 |
| 1981 | L.A. vs. Mon. | .316 | 5 | 19 | 3 | 6 | 1 | 0 | 0 | 3 | 1 | 0 | 0 |
| 1983 | L.A. vs. Phi. | .357 | 4 | 14 | 4 | 5 | 1 | 0 | 1 | 1 | 2 | 0 | 0 |
| LCS | Totals | .371 | 17 | 62 | 12 | 23 | 5 | 0 | 3 | 13 | 8 | 3 | 0 |

WORLD SERIES RECORD

| Year | Club | AVG. | G | AB | R | H | 2B | 3B | HR | RBI | BB | SO | SB |
|------|---------------|------|----|----|---|----|----|----|----|-----|----|----|----|
| 1977 | L.A. vs. N.Y. | .292 | 6 | 24 | 4 | 7 | 0 | 0 | 1 | 5 | 0 | 2 | 0 |
| 1978 | L.A. vs. N.Y. | .238 | 6 | 21 | 2 | 5 | 0 | 0 | 1 | 1 | 1 | 3 | 0 |
| 1981 | L.A. vs. N.Y. | .167 | 6 | 24 | 3 | 4 | 0 | 0 | 0 | 1 | 1 | 6 | 0 |
| W.S. | Totals | .232 | 18 | 69 | 9 | 16 | 0 | 0 | 2 | 7 | 2 | 11 | 0 |



BILL FAHEY

Coach

Former Catcher

NICKNAME: Pooch

BIRTHDATE: June 14, 1950

1989 OPENING DAY AGE: 38

BIRTHPLACE: Detroit, Michigan

BATTED: Left **THREW:** Right

HEIGHT: 6-0 **WEIGHT:** 195

COACHING/MANAGERIAL CAREER. entering his second season as Giants' third base coach . . . served as first base coach in 1987 . . . Joined Roger Craig's staff as bullpen coach in 1986 for his first Major League coaching assignment . . . rejoined the Giants skipper after playing for Craig with the San Diego Padres in 1979 and with the Detroit Tigers from 1981-83 while Craig was the pitching coach . . . served as a coach for the Texas Rangers' Tulsa (AA) club in 1985 . . . made his managerial debut with the Tigers' Lakeland (A) club in 1984 . . . was hired by the Tigers as a minor league instructor after they gave him his release as a player on August 5, 1983 . . .

PRO CAREER ended his nine-year Major League career in 1983 with a .241 batting average . . . made his ML debut in 1971 with the Washington Senators in only his second season in professional baseball . . . moved with the franchise to Texas and played for the Rangers in 1972 and 1974-77 . . . was traded to the San Diego Padres with Kurt Bevacqua and Mike Hargrove for Oscar Gamble and Dave Roberts on October 25, 1978 . . . was the Padres starting catcher from August through the end of the 1979 season and hit a career-high .287 . . . was sold to Detroit on March 24, 1981 . . . played for the Tigers from 1981-83 until his release . . .

PERSONAL attended the University of Detroit, St. Clair County Community College in Port Huron (MI) and the University of Tampa (FL) . . . married (Carla Matthews) . . . two children: Scott (January 20, 1979) and Brandon (January 18, 1981) . . . resides in Dallas, Texas.

William Roger Fahey

| Year | Club | AVG. | G | AB | R | H | 2B | 3B | HR | RBI | BB | SO | SB |
|------|------------|------|-----|-----|----|-----|----|----|----|-----|----|----|----|
| 1970 | Burlington | .244 | 118 | 377 | 49 | 92 | 10 | 2 | 3 | 36 | 54 | 73 | 2 |
| 1971 | Pittsfield | .286 | 99 | 325 | 44 | 93 | 13 | 4 | 6 | 38 | 48 | 50 | 13 |
| | Denver | .267 | 4 | 15 | 1 | 4 | 0 | 0 | 1 | 2 | 3 | 3 | 0 |
| | Washington | .000 | 2 | 8 | 0 | 0 | 0 | 0 | 0 | 0 | 0 | 0 | 0 |
| 1972 | Denver | .270 | 75 | 226 | 26 | 61 | 5 | 4 | 1 | 25 | 41 | 39 | 2 |
| | Texas | .168 | 39 | 119 | 8 | 20 | 2 | 0 | 1 | 10 | 12 | 23 | 4 |
| 1973 | Spokane | .278 | 104 | 370 | 45 | 103 | 15 | 2 | 1 | 44 | 43 | 48 | 1 |
| 1974 | Spokane | .259 | 92 | 317 | 39 | 82 | 9 | 2 | 3 | 39 | 41 | 47 | 0 |
| | Texas | .250 | 6 | 16 | 1 | 4 | 0 | 0 | 0 | 0 | 0 | 1 | 0 |
| 1975 | Texas | .297 | 21 | 37 | 3 | 11 | 1 | 1 | 0 | 3 | 1 | 10 | 0 |
| 1976 | Texas | .250 | 38 | 80 | 12 | 20 | 2 | 0 | 1 | 9 | 11 | 6 | 1 |
| 1977 | Texas | .221 | 37 | 68 | 3 | 15 | 4 | 0 | 0 | 5 | 1 | 8 | 0 |
| 1978 | Tucson | .250 | 66 | 212 | 35 | 53 | 7 | 0 | 2 | 19 | 22 | 16 | 3 |
| 1979 | San Diego | .287 | 73 | 209 | 14 | 60 | 8 | 1 | 3 | 19 | 21 | 17 | 1 |
| 1980 | San Diego | .257 | 93 | 241 | 18 | 62 | 4 | 0 | 1 | 22 | 21 | 16 | 2 |
| 1981 | Detroit | .254 | 27 | 67 | 5 | 17 | 2 | 0 | 1 | 9 | 2 | 4 | 0 |
| 1982 | Detroit | .149 | 28 | 67 | 7 | 10 | 2 | 0 | 0 | 4 | 0 | 5 | 1 |
| 1983 | Detroit | .273 | 19 | 22 | 4 | 6 | 1 | 0 | 0 | 2 | 5 | 3 | 0 |
| | Evansville | .304 | 8 | 23 | 4 | 7 | 2 | 0 | 1 | 6 | 2 | 2 | 0 |
| N.L. | Totals | .271 | 166 | 450 | 32 | 122 | 12 | 1 | 4 | 41 | 42 | 33 | 3 |
| A.L. | Totals | .213 | 217 | 484 | 43 | 103 | 14 | 1 | 3 | 42 | 32 | 60 | 6 |
| M.L. | Totals | .241 | 383 | 934 | 75 | 225 | 26 | 2 | 7 | 83 | 74 | 93 | 9 |



WENDELL KIM

Coach

Former Infielder

BIRTHDATE: March 9, 1951

1989 OPENING DAY AGE: 38

BIRTHPLACE: Honolulu, Hawaii

BATTED: Right **THREW:** Right

HEIGHT: 5-5 **WEIGHT:** 160

COACHING/MANAGERIAL CAREER The Giants first base coach for 1989 is making his major league coaching debut . . . spent the last two years managing the Giants' triple-A club in Phoenix . . . piloted the Firebirds, to a 67-76 mark in 1988, breaking a string of five straight above .500 finishes . . . led 1987 team to a 77-67 mark, coming within one game of the PCL playoffs . . . has managed in the Giants' organization for eight years, two at Phoenix (1987-88), one at Shreveport (1986), three at Fresno (1983-85) and two at Clinton (1981-82) . . . named Texas League Manager of the Year in 1985-86 . . . led Shreveport to an 80-56 mark in 1986 . . . voted California League Manager of the Year after leading Fresno to 1985 title . . . began coaching career in 1980 as a coach at Shreveport . . . overall managerial record now stands at 583-546 (.516) . . .

PRO CAREER spent seven seasons in the Giants' chain as an infielder, never made it to the major leagues . . . started at Decatur (A) in 1973, moved to Fresno the next season and was an honorable mention California League All-Star, batting .306 . . . spent the next two years with Lafayette (AA) of the Texas League . . . in 1976 led the TL in hits (164), at bats (537), topped all TL second basemen in fielding (.983) and total chances (654) . . . played two seasons at Phoenix, hitting a career-high .313 in 1979 . . . released in 1980 and joined the Miami Amigos of the short-lived Inter-American League . . .

PERSONAL 1968 graduate of Banning High School in Wilmington, California . . . played four years of varsity baseball at Cal Poly Pomona . . . set Bronco single season record for runs scored (43 in 1972) and career records for runs scored (93), walks (91) and games played (124) . . . twice named to All-California Collegiate Athletic Association team . . . signed with the Giants in 1973 as a free agent . . . married (Natasha, September 12, 1980) . . . two children (Shannon, October 2, 1969) and Donald, (December 30, 1983) . . . Resides in Mesa, Arizona . . .

SAN FRANCISCO GIANTS MANAGERS

| YEARS | NAME | W | L | PCT. | GAMES |
|---------------|--------------------|------------|------------|-------------|------------|
| 1958-60, 1976 | Bill Rigney | 270 | 258 | .511 | 528 |
| 1960 | Tom Sheehan | 46 | 50 | .479 | 96 |
| 1961-64 | Alvin Dark | 366 | 277 | .569 | 643 |
| 1965-68 | Herman Franks | 367 | 280 | .567 | 647 |
| 1969-70 | Clyde King | 109 | 95 | .534 | 204 |
| 1970-74 | Charlie Fox | 348 | 327 | .516 | 675 |
| 1974-75 | Wes Westrum | 118 | 129 | .478 | 247 |
| 1977-79 | Joe Altobelli | 225 | 239 | .485 | 464 |
| 1979-80 | Dave Bristol | 85 | 98 | .464 | 183 |
| 1981-84 | Frank Robinson | 264 | 277 | .488 | 541 |
| 1984 | Danny Ozark | 24 | 32 | .429 | 56 |
| 1985 | Jim Davenport | 56 | 88 | .389 | 144 |
| 1985- | Roger Craig | 262 | 242 | .520 | 504 |

Wendell Kealohapauloe Kim

| Year | Club | AVG. | G | AB | R | H | 2B | 3B | HR | RBI | BB | SO | SB |
|------|------------|------|-----|-----|----|-----|----|----|----|-----|----|----|----|
| 1973 | Decatur | .264 | 110 | 360 | 53 | 95 | 8 | 4 | 2 | 27 | 64 | 66 | 10 |
| 1974 | Fresno | .306 | 83 | 304 | 39 | 93 | 12 | 2 | 1 | 40 | 18 | 30 | 3 |
| | Amarillo | .231 | 9 | 26 | 3 | 6 | 1 | 0 | 0 | 1 | 3 | 8 | 1 |
| 1975 | Lafayette | .238 | 87 | 302 | 44 | 72 | 9 | 2 | 0 | 19 | 37 | 29 | 3 |
| 1976 | Lafayette | .305 | 134 | 537 | 71 | 164 | 21 | 5 | 6 | 45 | 63 | 45 | 4 |
| 1977 | Phoenix | .284 | 82 | 282 | 62 | 80 | 8 | 1 | 1 | 28 | 61 | 37 | 8 |
| 1978 | Phoenix | .313 | 76 | 265 | 23 | 83 | 5 | 1 | 0 | 34 | 21 | 36 | 6 |
| 1979 | Miami | .272 | 45 | 136 | 13 | 37 | 3 | 1 | 0 | 14 | 14 | 11 | 3 |
| 1980 | Shreveport | .000 | 2 | 0 | 1 | 0 | 0 | 0 | 0 | 0 | 0 | 0 | 0 |

MANAGERIAL RECORD

| Year | Club | W | L | Finish |
|------|-----------------|----|----|--------|
| 1981 | Clinton(A) | 52 | 80 | 3 |
| 1982 | Clinton (A) | 63 | 75 | 3 |
| 1983 | Fresno (A) | 78 | 62 | 2 |
| 1984 | Fresno (A) | 82 | 58 | 2 |
| 1985 | Fresno (A) | 84 | 62 | 1 |
| 1986 | Shreveport (AA) | 80 | 56 | 2 |
| 1987 | Phoenix (AAA) | 77 | 67 | 2 |
| 1988 | Phoenix (AAA) | 67 | 76 | 8 |

**BOB LILLIS****Coach****Former Infielder****NICKNAME:** Flea**BIRTHDATE:** June 2, 1930**1989 OPENING DAY AGE:** 58**BIRTHPLACE:** Altadena, California**BATTED:** Right **THREW:** Right**HEIGHT:** 5-11 **WEIGHT:** 165

COACHING/MANAGERIAL CAREER . . . the former Houston Astros manager enters his fourth year as Roger Craig's bench coach . . . Lillis is in contact with the Giants' eye-in-the-sky and positions the Giants' defense . . . he also serves as infield instructor and is credited with helping Robby Thompson and Matt Williams make their rapid ascensions to the Major Leagues . . . Lillis, Craig and pitching/bullpen coach Norm Sherry were teammates in Lillis' first professional season with Dodgers' Newport News farm club in the Piedmont League in 1951 . . . the three also played together with the Los Angeles Dodgers from 1958-61 . . . Lillis finished as the Astros third-winningest manager, posting a 276-261 record from 1982-85 . . . he was named to succeed Bill Virdon as skipper by then Astros General Manager Al Rosen on August 10, 1982 . . . after posting a 28-23 mark over the remainder of the 1982 season, Lillis finished second in the NL Manager of the Year balloting in 1983, leading the Astros into third place with an 85-77 record . . . in 1984, the Astros improved to a second place finish, although their record dropped to 80-82 . . . in 1985, Houston finished tied for third place with the Padres at 83-79 . . . Lillis was with the Houston organization for 24 years as a player (1962-67), scout and instructor (1968), Director of Minor League Instruction (1969-72), Major League coach (1973-82) and field manager (1982-85) . . .

PRO CAREER . . . after six minor league seasons, Lillis made his ML debut with the Los Angeles Dodgers in 1958 and hit .391 in 20

games . . . was traded to St. Louis for infielder Daryl Spencer after 11 seasons in the Dodgers organization on May 30, 1961 . . . became one of the Houston franchise's original selections in the expansion draft of October, 1961 . . . played for the Houston Colt .45s and Astros from 1962-67 . . . was Houston's very first team MVP in 1962 . . .

PERSONAL attended the University of Southern California . . . married (Jeanne) . . . two children (Jan and Joy) . . . resides in Houston, Texas.

Robert Perry Lillis

| Year | Club | AVG. | G | AB | R | H | 2B | 3B | HR | RBI | BB | SO | SB |
|---------|------------------|------|-----|------|-------------------------|-----|----|----|----|-----|----|-----|----|
| 1951 | Pueblo | .241 | 37 | 141 | 17 | 34 | 6 | 3 | 0 | 13 | 8 | 22 | 2 |
| | Newport News | .206 | 39 | 136 | 16 | 28 | 1 | 3 | 0 | 12 | 14 | 12 | 12 |
| 1952 | Elmira | .203 | 76 | 310 | 35 | 63 | 15 | 1 | 0 | 18 | 21 | 20 | 5 |
| 1953 | Newport News | .281 | 129 | 523 | 102 | 152 | 25 | 6 | 3 | 60 | 65 | 27 | 20 |
| 1954-55 | | | | | - In Military Service - | | | | | | | | |
| 1956 | St. Paul | .266 | 144 | 590 | 96 | 157 | 33 | 2 | 18 | 65 | 31 | 48 | 18 |
| 1957 | St. Paul | .259 | 154 | 598 | 72 | 155 | 26 | 5 | 2 | 49 | 39 | 33 | 12 |
| 1958 | St. Paul | .272 | 67 | 272 | 42 | 74 | 10 | 6 | 3 | 17 | 18 | 11 | 3 |
| | Los Angeles | .391 | 20 | 69 | 10 | 27 | 3 | 1 | 1 | 5 | 4 | 2 | 1 |
| 1959 | Los Angeles | .229 | 30 | 48 | 7 | 11 | 2 | 0 | 0 | 2 | 3 | 4 | 0 |
| | Spokane | .286 | 103 | 406 | 50 | 116 | 17 | 6 | 3 | 27 | 16 | 21 | 3 |
| 1960 | Los Angeles | .267 | 48 | 60 | 6 | 16 | 4 | 0 | 0 | 6 | 2 | 6 | 2 |
| 1961 | L.A. - St. Louis | .213 | 105 | 239 | 24 | 51 | 4 | 0 | 0 | 22 | 8 | 14 | 3 |
| 1962 | Houston | .249 | 129 | 457 | 38 | 114 | 12 | 4 | 1 | 30 | 28 | 23 | 7 |
| 1963 | Houston | .198 | 147 | 469 | 31 | 93 | 13 | 1 | 1 | 19 | 15 | 35 | 3 |
| 1964 | Houston | .268 | 109 | 332 | 31 | 89 | 11 | 2 | 0 | 17 | 11 | 10 | 4 |
| 1965 | Houston | .221 | 124 | 408 | 34 | 90 | 12 | 1 | 0 | 20 | 20 | 10 | 2 |
| 1966 | Houston | .232 | 68 | 164 | 14 | 38 | 6 | 0 | 0 | 11 | 7 | 4 | 1 |
| 1967 | Houston | .244 | 37 | 82 | 3 | 20 | 1 | 0 | 0 | 5 | 1 | 8 | 0 |
| M.L. | Totals | .236 | 817 | 2328 | 198 | 549 | 68 | 9 | 3 | 137 | 99 | 116 | 23 |

MANAGERIAL RECORD

| Year | Club | W | L | Finish |
|------|---------|-----|-----|--------|
| 1982 | Houston | 28 | 23 | 5 |
| 1983 | Houston | 85 | 77 | 3 |
| 1984 | Houston | 80 | 82 | 2 |
| 1985 | Houston | 83 | 79 | 3 |
| M.L. | Totals | 276 | 261 | 514 |



NORM SHERRY

Coach

Former Catcher

BIRTHDATE: July 16, 1931

1989 OPENING DAY AGE: 57

BIRTHPLACE: New York, New York

BATTED: Right **THREW:** Right

HEIGHT: 5-11 **WEIGHT:** 175

COACHING/MANAGERIAL CAREER Now in his seventh season as a Major League coach, Norm celebrates his 40th year in pro baseball in 1989 . . . Sherry returns for his fourth year with his former Dodger teammates, Roger Craig and Bob Lillis (1951 and 1959-61), as pitching/bullpen coach for the Giants . . . with his help and guidance, San Francisco posted the best team earned run average in the Majors in 1987 (3.68) . . . prior to the Giants, Sherry served as a coach for Dick Williams for seven seasons, as pitching coach in San Diego (1982-84), bullpen coach at Montreal (1979-81) and also

SHERRY continued

third base coach for the Expos in 1978 . . . also served as the Angels' third base coach in 1976 and bullpen coach in 1970-71 . . . Sherry has been credited with: the resurgence of the San Diego pitching staff that led the Padres to the 1984 NL Championship; helping develop Gary Carter into one of the best catchers in baseball; and turning Sandy Koufax' career around when Sherry was a catcher with the Dodgers . . . the presence of Sherry and Craig gives the Giants both pitching coaches from the 1984 World Series . . . served as Padres' minor league pitching instructor in 1985 . . . Sherry spent five years as an Angels' minor league manager (beginning in 1969) and three others as a ML coach before earning a managerial position with California in 1976 . . . he was named to replace Dick Williams on July 23, 1976 and guided the Angels to a 37-29 finish . . . was replaced as the Angels' manager by Dave Garcia on July 11, 1977 after a 39-42 start . . . in 1975, he led the Angels' Salt Lake City (AAA) club to the PCL Eastern Division title . . . spent 1965-67 as a player-manager at Santa Barbara and 1968 as a scout for the Yankees . . .

PRO CAREER played 16 years in professional baseball, including five at the ML level with the Los Angeles Dodgers and New York Mets . . . enjoyed his finest season in 1960 as the Dodgers' backup catcher, hitting .283 with eight home runs . . . on May 7, 1960, he hit his first ML homer, an 11th-inning shot, to make his brother Larry the winning pitcher . . . it was the first time the two had appeared as a battery in a ML game . . .

PERSONAL graduated from Fairfax High School (Los Angeles) in 1950 . . . brother Larry was World Series MVP for the Dodgers in 1959 . . . married (Linda Chadwick, December 28, 1985) . . . they have four children; Cindi (June 14, 1958), Pam (February 19, 1960), Mike (March 18, 1963) and Aleta (June 2, 1967) . . . resides in San Diego, California.

Norman Burt Sherry

| Year | Club | AVG. | G | AB | R | H | 2B | 3B | HR | RBI | BB | SO | SB |
|---------|---------------|------|-----|-----|----|-----|----|----|----|-----|----|-----|----|
| 1950 | Santa Barbara | .241 | 96 | 294 | 35 | 71 | 12 | 1 | 4 | 32 | 28 | 50 | 2 |
| 1951 | Ft. Worth | .077 | 25 | 65 | 1 | 5 | 2 | 0 | 0 | 3 | 5 | 17 | 0 |
| | Newport News | .234 | 72 | 214 | 41 | 50 | 2 | 0 | 2 | 22 | 14 | 40 | 1 |
| 1952-53 | | | | | | | | | | | | | |
| | | | | | | | | | | | | | |
| | | | | | | | | | | | | | |
| 1954 | Ft. Worth | .400 | 5 | 5 | 3 | 2 | 0 | 0 | 0 | 0 | 0 | 1 | 0 |
| | Newport News | .257 | 122 | 382 | 56 | 98 | 13 | 3 | 12 | 47 | 54 | 52 | 4 |
| 1955 | Ft. Worth | .261 | 67 | 165 | 28 | 43 | 10 | 1 | 4 | 26 | 28 | 35 | 0 |
| 1956 | Ft. Worth | .000 | 2 | 4 | 0 | 0 | 0 | 0 | 0 | 0 | 0 | 1 | 0 |
| | Buffalo | .215 | 64 | 181 | 14 | 39 | 5 | 0 | 2 | 7 | 21 | 44 | 0 |
| 1957 | St. Paul | .244 | 60 | 193 | 18 | 47 | 9 | 3 | 2 | 29 | 19 | 30 | 0 |
| 1958 | Spokane | .278 | 131 | 417 | 34 | 116 | 27 | 2 | 2 | 41 | 30 | 44 | 5 |
| 1959 | Los Angeles | .333 | 2 | 3 | 0 | 1 | 0 | 0 | 0 | 2 | 0 | 0 | 0 |
| | Spokane | .253 | 108 | 332 | 35 | 84 | 15 | 1 | 7 | 47 | 25 | 42 | 3 |
| 1960 | Los Angeles | .283 | 47 | 138 | 22 | 39 | 4 | 1 | 8 | 19 | 12 | 29 | 0 |
| 1961 | Los Angeles | .256 | 47 | 121 | 10 | 31 | 2 | 0 | 5 | 21 | 9 | 30 | 0 |
| 1962 | Los Angeles | .182 | 35 | 88 | 7 | 16 | 2 | 0 | 3 | 16 | 6 | 17 | 0 |
| 1963 | New York | .136 | 63 | 147 | 6 | 20 | 1 | 0 | 2 | 11 | 10 | 26 | 1 |
| 1964 | Buffalo | .232 | 100 | 289 | 34 | 67 | 13 | 0 | 7 | 43 | 24 | 50 | 0 |
| 1965 | Santa Barbara | .267 | 33 | 86 | 7 | 23 | 4 | 0 | 2 | 15 | 6 | 12 | 1 |
| 1966 | Santa Barbara | 1000 | 2 | 2 | 0 | 2 | 0 | 0 | 0 | 0 | 0 | 0 | 0 |
| 1967 | Santa Barbara | .147 | 15 | 34 | 2 | 5 | 3 | 0 | 0 | 4 | 6 | 5 | 0 |
| 1972 | Shreveport | .333 | 4 | 9 | 2 | 3 | 3 | 0 | 0 | 3 | 0 | 3 | 0 |
| M.L. | Totals | .215 | 194 | 497 | 45 | 107 | 9 | 1 | 18 | 69 | 37 | 102 | 1 |

PITCHING RECORD

| Year | Club | W-L | ERA | G | GS | CG | IP | H | R | ER | BB | SO |
|------|--------------|-----|------|---|----|----|-----|---|---|----|----|----|
| 1954 | Newport News | 0-0 | 0.00 | 1 | 0 | 0 | 0.1 | 0 | 0 | 0 | 0 | 0 |
| 1959 | Spokane | 0-0 | — | 1 | 0 | 0 | 0 | 0 | 0 | 0 | 0 | 0 |

MANAGERIAL RECORD

| Year | Club | W | L | Finish | Year | Club | W | L | Finish |
|------|-------------------|----|----|--------|------|----------------------|----|----|--------|
| 1965 | Sanla Barbara (A) | 61 | 79 | 5 | 1973 | El Paso(AA) | 69 | 71 | 2 |
| 1966 | Santa Barbara (A) | 69 | 71 | 5 | 1974 | Salt Lake City (AAA) | 69 | 73 | 3 |
| 1967 | Sanla Barbara (A) | 77 | 63 | 3 | 1975 | Sall Lake City (AAA) | 80 | 64 | 1 |
| 1969 | Idaho Falls (R) | 30 | 42 | 6 | 1976 | California | 37 | 29 | 4 |
| 1972 | Shreveport (AA) | 64 | 76 | 4 | 1977 | California | 39 | 42 | 5 |
| | | | | | M.L. | Totals | 76 | 71 | .517 |

BEHIND THE SCENES

DR. K. GORDON CAMPBELL

PHYSICIAN

Dr. Campbell, 58, enters his 15th season as head of Medical Services for the Giants. Campbell obtained his Medical Degree from Stanford University in 1955. He practices orthopedics in the Department of Sports Medicine at the Palo Alto Medical Foundation, where he attends to the Giants personnel. A native of San Francisco, Campbell and his wife, Joan, have six children and reside in Palo Alto, California.

DR. WILL STRAW

PHYSICIAN

Dr. Straw, 39, is in his fourth season with the Giants. A native of Denver, Straw received his Medical Degree from the University of Colorado in 1975. Along with Dr. Campbell, he practices at the Palo Alto Medical Foundation. Straw and his wife, Ann, have four children and reside in Los Altos, California.

MARK LETENDRE

HEAD TRAINER

Letendre, 32, is in his fourth year as the Giants head trainer after serving eight years with the New York Yankees organization. The native of Manchester, New Hampshire, graduated in 1978 from the University of Maine at Orono, earning a B.S. Degree in Physical Education and Health. He has been a certified member of the National Athletic Trainers Association since 1979 and is an active member of the Professional Baseball Athletic Trainers Society. He served as co-trainer for the NL All-Star squad last year in Oakland. Letendre, his wife, Judy, and their two daughters, Alyssa and Shannon, make their home in Scottsdale, Arizona.

GREG LYNN

ASSISTANT TRAINER

Lynn, a native of Euclid, Ohio, spent three years in the Giants Minor League system prior to his promotion as the Giants assistant trainer in 1986. He earned a B.S. Degree, specializing in athletic training, from Ohio University in 1984. Lynn, 28, is a certified member of the National Athletic Trainers Association and is an active member of the Professional Baseball Athletic Trainers Society. Lynn and his wife, Debbie, reside in Mesa, Arizona.

DIRK SMITH

DIRECTOR OF TRAVEL

Smith, 31, is in his tenth year with the Giants. A graduate of San Francisco State University, he coordinates the Giants travel and hotel accommodations during Spring Training and the regular season. The native of Los Angeles, California started as an intern with the Giants publicity staff in 1979 before being named Assistant Publicity Director in 1981. He moved on to his current position in 1983. A former Sports Information Director at S.F. State, Smith is single and lives in Redwood City, California.

MIKE MURPHY

EQUIPMENT MANAGER

Murph, 47, has been with the Giants since they moved West in 1958. The native of San Francisco enters his 32nd season with the Giants and tenth as equipment manager. Murph began his career in professional baseball as a batboy for the San Francisco Seals (AAA) from 1954-57, before becoming the Giants bat boy for the 1958-59 seasons. Became the visiting clubhouse attendant in 1960 when the Giants moved to Candlestick, a job he held until his promotion in 1980. Murph and his wife, Carole, live in South San Francisco, California.

HARVEY HODGERNEY

VISITING CLUBHOUSE

Harvey, 44, is entering his tenth season with the Giants and fifth as the visitors clubhouse man. The native of Cleveland, Ohio has lived in the Bay Area for the last 28 years, owning and operating a body and fender shop in South San Francisco before coming to the Giants. Harvey, his wife, Penny, and their children, Tracy and Adam, reside in San Bruno, California.

THE PLAYERS



KARL BEST (RHP)

BIRTHDATE: March 6, 1959

1989 OPENING DAY AGE: 30

BIRTHPLACE: Aberdeen, Washington

BATS: Right **THROWS:** Right

HEIGHT: 6-4 **WEIGHT:** 210

M.L. SERVICE: 2 years, 95 days

HOW OBTAINED: Acquired from the Minnesota Twins organization for Alan Cockrell, August 12, 1988

CONTRACT STATUS: Signed through 1989

1988 SEASON Karl was a man on the move last season . . . traded from Detroit to Minnesota for Don Schulze during Spring Training . . . started the year with triple-A Portland, had nine saves, including eight in eight straight games, and an 0.87 ERA when he was recalled by the Twins . . . made 11 relief appearances for the Twins before being outrighted to Portland June 21 . . . joined the Giants AAA-Phoenix club in August in a trade for Alan Cockrell . . . pitched in eight games for the Firebirds, going 0-1 with a save . . . named to the PCL All-Star team . . . led the league with 21 saves, including 10 in 15 appearances during July . . .

PRO CAREER **1987**—began the season with Seattle's triple-A team in Calgary . . . traded to Detroit in June . . . led Toledo (Tiger's triple-A affiliate) with 10 saves . . . **1986**—began the season on the disabled list with a sore right elbow . . . was 1-1 with a save and a 5.68 ERA when optioned to Calgary June 11 . . . recalled by the Mariners July 17 . . . recorded ML highs in appearances (16) and innings pitched (35.2) . . . **1985**—recalled from Calgary April 16 and went four for four in save situations before suffering a season-ending inflamed left shoulder . . . struck out five Red Sox May 2 . . . had surgery in August . . . **1984**—called up September 7 and earned first ML win September 11 with a 4-3 victory over Texas . . . **1983**—made ML debut at Cleveland August 19, losing a 6-5 decision . . . **1982**—last season as a starting pitcher, completed nine of 21 outings for AA Lynn . . . struck out a career-high 125 . . .

LATE SHOWS . . .

The Giants have been involved in six games that lasted 18 or more innings, winning five of the six. Here's a look at the games that would not end:

23 Innings — San Francisco 8 @ New York 6, May 31, 1964 (second game).

21 Innings — San Francisco 1 @ Cincinnati 0, September 1, 1967.

18 Innings — New York 9 @ Pittsburgh 8, July 7, 1922.

— New York 1 vs. St. Louis 0, July 2, 1933 (first game).

— San Francisco 3 @ Pittsburgh 4, July 13, 1984 (second game).

— San Francisco 5 @ Atlanta 4, June 11, 1985.

PERSONAL baseball and basketball standout at Kent-Meridian High School in Kent, Washington . . . senior season (1977) was selected All-North Puget Sound League and played in the Washington State High School All-Star series . . . married (Patricia) . . . one daughter (Brieann) . . . resides in Kirkland, Washington.

Karl Jon Best

| Year | Club | W-L | ERA | G | GS | CG | SHO | SV | IP | H | R | ER | BB | SO |
|------|------------|------|-------|-----|----|----|-----|-----|-------|-----|-----|----|-----|-----|
| 1978 | Stockton | 1-5 | 4.73 | 12 | 6 | 1 | 1 | 0 | 40.0 | 42 | 37 | 21 | 33 | 32 |
| | Bellingham | 3-3 | 5.00 | 10 | 9 | 0 | 0 | 0 | 54.0 | 58 | 32 | 20 | 32 | 47 |
| 1979 | Alexandria | 8-11 | 3.23 | 24 | 24 | 8 | 0 | 0 | 167.0 | 150 | 74 | 60 | 85 | 108 |
| 1980 | Lynn | 9-14 | 5.55 | 26 | 26 | 5 | 0 | 0 | 154.0 | 144 | 116 | 95 | 106 | 92 |
| 1981 | Lynn | 4-4 | 3.80 | 13 | 13 | 1 | 1 | 0 | 71.0 | 73 | 37 | 30 | 31 | 50 |
| 1982 | Lynn | 9-4 | 3.45 | 21 | 21 | 9 | 2 | 0 | 138.0 | 104 | 63 | 53 | 90 | 125 |
| 1983 | Salt Lake | 7-4 | 4.82 | 51 | 1 | 0 | 0 | 0 | 84.0 | 86 | 51 | 45 | 64 | 108 |
| | Seattle | 0-1 | 13.50 | 4 | 0 | 0 | 0 | 0 | 5.1 | 14 | 9 | 8 | 5 | 3 |
| 1984 | Salt Lake | 6-5 | 5.21 | 46 | 0 | 0 | 0 | 0 | 76.0 | 69 | 52 | 44 | 55 | 77 |
| | Seattle | 1-1 | 3.00 | 5 | 0 | 0 | 0 | 0 | 6.0 | 7 | 2 | 2 | 0 | 6 |
| 1985 | Calgary | 0-0 | 0.00 | 4 | 0 | 0 | 0 | 0 | 5.1 | 2 | 1 | 0 | 4 | 8 |
| | Seattle | 2-1 | 1.95 | 15 | 0 | 0 | 0 | 4 | 32.1 | 25 | 9 | 7 | 6 | 32 |
| 1986 | Seattle | 2-3 | 4.04 | 26 | 0 | 0 | 0 | 1 | 35.2 | 35 | 19 | 16 | 21 | 23 |
| | Calgary | 0-1 | 1.59 | 16 | 0 | 0 | 0 | 1 | 17.0 | 16 | 6 | 3 | 12 | 20 |
| 1987 | Calgary | 2-6 | 4.30 | 278 | 0 | 0 | 0 | 4 | 37.2 | 34 | 23 | 18 | 27 | 35 |
| | Toledo | 3-5 | 2.68 | 28 | 0 | 0 | 0 | 10 | 40.1 | 34 | 12 | 12 | 19 | 43 |
| 1988 | Portland | 0-3 | 4.32 | 39 | 0 | 0 | 0 | 21* | 41.2 | 36 | 22 | 20 | 17 | 34 |
| | Phoenix | 0-1 | 9.00 | 8 | 0 | 0 | 0 | 1 | 8.0 | 10 | 10 | 8 | 5 | 8 |
| M.L. | Totals | 5-6 | 3.74 | 50 | 0 | 0 | 0 | 5 | 79.1 | 81 | 39 | 33 | 32 | 64 |

BEST'S CAREER TRANSACTIONS


- Selected by Seattle in 12th round of June, 1977 draft.
- Traded to Detroit for Bryan Kelly (p), June 22, 1988.
- Traded to Minnesota for Don Schulze (p), March 28, 1988.
- Traded to San Francisco for Alan Cockrell (of), August 16, 1988.

KARL BEST'S CAREER HIGHS

MOST STRIKEOUTS: 5, May 2, 1985 vs. Boston (with Seattle)

MOST INNINGS PITCHED—

RELIEVER: 4.2, August 14, 1986 vs. Minnesota (with Seattle)



JOHN BURKETT (RHP)

BIRTHDATE: November 28, 1964

1989 OPENING DAY AGE: 24

BIRTHPLACE: New Brighton, Pennsylvania

BATS: Right **THROWS:** Right

HEIGHT: 6-3 **WEIGHT:** 205

M.L. SERVICE: 30 days

HOW OBTAINED: Giants #6 selection in June, 1983 Draft

CONTRACT STATUS: Signed through 1989

1988 SEASON started the season with Phoenix, went eight innings and picked up a victory over Edmonton in his first triple-A appearance (April 9) . . . did not allow a run in back-to-back starts (totaling 15.2 innings) May 24 and May 29 against Albuquerque . . . made 14 appearances for the Firebirds before June 15 option to Shreveport . . . shutout El Paso on two hits July 7, pitched a five-hit complete game against Midland in his next start . . . won five straight games for the Captains, was 5-1, 2.13 when brought back to Phoenix July 27 . . . went 5.1 innings and beat Tucson in his first game back with the Firebirds . . .

PRO CAREER . . . **1987**—enjoyed a great season with Shreveport, leading the Texas League in innings pitched (177.2) and tying for the lead with a career-high 14 wins . . . finished second in the TL with six complete games, fourth with 126 strikeouts and sixth with a 3.34 ERA . . . also posted the league's fourth fewest baserunners per nine innings ratio (12.21) and the fifth lowest batting average against (.263) . . . was 6-0, 2.11 in seven starts from May 20-June 20, including a two-hit shutout at Jackson June 5 . . . posted a 10-3, 2.76 record on the road . . . earned a promotion to San Francisco and made his ML debut September 15 vs. San Diego . . . **1986**—began the season at Shreveport (AA), making one start, before moving down to Fresno (A) to get in some innings . . . made four starts with Fresno before returning to Shreveport . . . posted the Texas League's second best ERA (2.66) to go with a 10-6 record . . . allowed the fewest baserunners per nine innings (10.23) and was second with a .215 batting average against . . . won nine of his last 11 decisions, including a 5-0, 0.68 record in six games during August . . . threw two shutouts and combined on two others . . . **1985**—had the second lowest ERA (2.87) in the California League . . . was 7-4 in 20 starts for the CL Champions . . . **1984**—was third on Clinton's staff with seven wins . . .

PERSONAL . . . led his Beaver (PA) High School team to the Pennsylvania State Championship game in his senior year . . . graduated in 1983 . . . bowled his second career 300 game in January, 1987 . . . rolled his first perfect game when he was 17 as part of an 801 series (three games) . . . is a Pittsburgh Penguins fan . . . single . . . resides in Beaver, Pennsylvania.

John David Burkett

| Year | Club | W-L | ERA | G | GS | CG | SHO | SV | IP | H | R | ER | BB | SO |
|------|---------------|-------|------|----|----|----|-----|----|--------|-----|----|----|----|-----|
| 1983 | Great Falls | 2-6 | 6.26 | 13 | 9 | 0 | 0 | 0 | 50.2 | 73 | 44 | 35 | 30 | 38 |
| 1984 | Clinton | 7-6 | 4.33 | 20 | 20 | 2 | 0 | 0 | 126.2 | 120 | 81 | 61 | 38 | 83 |
| 1985 | Fresno | 7-4 | 2.87 | 20 | 20 | 1 | 1 | 0 | 109.2 | 98 | 43 | 35 | 46 | 72 |
| 1986 | Fresno | 0-3 | 5.47 | 4 | 4 | 0 | 0 | 0 | 24.2 | 34 | 19 | 15 | 8 | 14 |
| | Shreveport | 10-6 | 2.66 | 22 | 21 | 4 | 2 | 0 | 128.2 | 99 | 46 | 38 | 42 | 73 |
| 1987 | Shreveport | *14-8 | 3.19 | 27 | 27 | 6 | 1 | 0 | 177.2* | 181 | 75 | 63 | 53 | 126 |
| | San Francisco | 0-0 | 4.50 | 3 | 0 | 0 | 0 | 0 | 6.0 | 7 | 4 | 3 | 3 | 5 |
| 1988 | Shreveport | 5-1 | 2.13 | 7 | 7 | 2 | 1 | 0 | 50.2 | 33 | 15 | 12 | 18 | 34 |
| | Phoenix | 5-11 | 5.21 | 21 | 21 | 0 | 0 | 0 | 114.0 | 142 | 79 | 66 | 49 | 74 |
| M.L. | Totals | 0-0 | 4.50 | 3 | 0 | 0 | 0 | 0 | 6.0 | 7 | 4 | 3 | 3 | 5 |

CAREER PITCHING BREAKDOWN

| | W-L | ERA | G | IP | H | ER | | W-L | ERA | G | IP | H | ER |
|-----------|-----|-------|---|-----|---|----|-----------|-----|-----|---|----|---|----|
| Vs. All | 0-0 | 0.00 | 2 | 4.0 | 4 | 0 | Chi. | — | — | — | — | — | — |
| Cin. | — | — | — | — | — | — | Mon. | — | — | — | — | — | — |
| Hou. | — | — | — | — | — | — | N.Y. | — | — | — | — | — | — |
| L.A. | — | — | — | — | — | — | Phi. | — | — | — | — | — | — |
| S.D. | 0-0 | 13.50 | 1 | 2.0 | 3 | 3 | Pit. | — | — | — | — | — | — |
| N.L. WEST | 0-0 | 4.50 | 3 | 6.0 | 7 | 3 | St. L. | — | — | — | — | — | — |
| | | | | | | | N.L. EAST | — | — | — | — | — | — |

BURKETT'S CAREER TRANSACTIONS

— Selected by San Francisco in 6th round of June, 1983 draft; signed by scout Bob Folkins.

GIANTS MEDIA PHONE

The Giants Media Phone, a broadcast-quality recording service for the media, is available with actualities of Giants players and officials following Giants home games. Reports are also available during Spring Training and whenever any other significant information is released by the Giants.

This service is for members of the media only. The confidential phone number is available from the Giants Media Relations department.



BRETT BUTLER (OF)

NICKNAME: Bugsy

BIRTHDATE: June 15, 1957

1989 OPENING DAY AGE: 31

BIRTHPLACE: Los Angeles, California

BATS: Left **THROWS:** Left

HEIGHT: 5-10 **WEIGHT:** 160

M.L. SERVICE: 6 years, 9 days

HOW OBTAINED: Signed as a free agent,
December 1, 1987

CONTRACT STATUS: Signed through 1989

1988 SEASON. . . . a strong first season as a Giant for this consummate leadoff hitter . . . led the NL in runs scored with a career-high 109 . . . finished second in the circuit in walks (97) and on-base percentage (.393), tied for third with nine triples and was sixth with 43 stolen bases . . . led the club in average (.287), runs, hits (163), triples and stolen bases . . . was the first Giant to score 100 runs since Bobby Bonds' 131 in 1973 . . . his 43 steals were the most by a Giant since Bill North's 45 in 1980 . . . his 20 bunt hits, in 37 attempts, led the league . . . was 3x5 with a triple and two RBIs in his Giants debut on Opening Day at Los Angeles (April 4) . . . stole three bases June 3 vs. Houston . . . hit .357 during an 11-game hitting streak July 10-23 (15x42) . . . picked up his 1,000th career hit July 25 vs. LA's Fernando Valenzuela . . . was 4x4 with three doubles Sept. 8 vs. Atlanta . . . hit .337 in June . . . after June 3, he hit .306 in 105 games (114x372) . . . hit .429 (27x63) with two HRs and 12 RBIs in 18 games vs. Atlanta, his former club . . . ranked second among NL outfielders behind Andy Van Slyke in putouts (395) and total chances (403) . . .

PRO CAREER. . . . **1987**—led the Indians and was among the AL leaders with 91 walks (fifth), eight triples (fifth), .399 on base percentage (seventh) and 33 stolen bases (ninth) . . . became just the second player in Indian history to steal 30 or more bases in four consecutive seasons . . . Brett averaged 41 steals in his four years with Cleveland . . . belted a career-high nine home runs . . . fractured his left middle finger on a bunt attempt on Opening Day in Cleveland, April 10 . . . was on the disabled list until April 30 . . . reached base in 126 of the 135 games he batted (93%) . . . batted .322 with MISF . . . beat out 20 bunts for hits, raising his total to 93 bunt hits in four years with Cleveland . . . was voted as AL's top bunter for the second straight year by AL managers . . . **1986**—led the Majors and set a career high with 14 triples, becoming the second player in history to lead each league in triples (Hall of Famer Sam Crawford was the other) . . . Brett also led the Majors with 13 triples in 1983 with Atlanta . . . also set career marks with 51 RBIs and 161 games . . . led Cleveland in triples, stolen bases (32) and walks (70) . . . hit .381 in his last 31 games . . . **1985**—enjoyed his biggest year, setting career marks with a .311 average, 184 hits and 28 doubles . . . hit two HRs off Phil Niekro at Yankee Stadium, August 8 . . . led all AL outfielders with a .998 fielding percentage, committing one error in 458 total chances . . . scored 106 runs, posting back-to-back 100-run scored seasons . . . **1984**—became the first player in Cleveland history to steal 50 or more bases and score 100 or more runs . . . set career highs in both categories with 52 thefts and 108 runs scored . . . hit his only grand slam off Chris Codiroli at Oakland, September 14 . . . **1983**—set an Atlanta single-season stolen base record with 39 in his first full ML season . . . led the Majors with 13 triples . . . collected a career-best five hits at Montreal, July 10 . . . **1982**—was the Braves' centerfielder and lead-off man during the club's 13-game win streak to start the season . . . **1981**—made his ML debut with the Braves and collected his first ML hit, a double off the Mets' Danny Boitano, August 20 . . .

BUTLER continued

PERSONAL lived in Fremont, California for 12 years before moving in 1970 . . . played baseball, football, wrestled and ran cross country for Libertyville (IL) High . . . graduated in 1975 . . . graduated from Southeastern Oklahoma State University in 1979 and was an All-American in his last two years . . . played for the U.S. in the world baseball tournament in South Korea in 1978 . . . married (Eveline Balac) . . . three daughters: Abbi (August 15, 1982); Stefanie (February 9, 1984); and Katie (May 20, 1985) . . . one son: Blake (October 16, 1987) . . . resides in Duluth, Georgia.

Brett Morgan Butler

| Year | Club | AVG. | G | AB | R | H | 2B | 3B | HR | RBI | BB | SO | SB |
|------|---------------|------|------|------|------|------|-----|-----|----|-----|------|-----|-----|
| 1979 | Bradenton | .369 | 30 | 111 | 36 | 41 | 7 | 5 | 3 | 20 | 19 | 15 | 5 |
| | Greenwood | .318 | 35 | 117 | 26 | 37 | 2 | 4 | 1 | 11 | 24 | 27 | 20 |
| 1980 | Anderson | .298 | 70 | 255 | 73 | 76 | 12 | 6 | 1 | 26 | 67 | 29 | 44 |
| | Durham | .366 | 66 | 224 | 47 | 82 | 15 | 6 | 2 | 39 | 67 | 30 | 36 |
| 1981 | Richmond | .335 | 125 | 466 | 83* | 156 | 19 | 4 | 3 | 36 | 103* | 63 | 44 |
| | Atlanta | .254 | 40 | 126 | 17 | 32 | 2 | 3 | 0 | 4 | 19 | 17 | 9 |
| 1982 | Richmond | .363 | 41 | 157 | 22 | 57 | 8 | 3 | 1 | 22 | 22 | 19 | 12 |
| | Atlanta | .217 | 89 | 240 | 35 | 52 | 2 | 0 | 0 | 7 | 25 | 35 | 21 |
| 1983 | Atlanta | .281 | 151 | 549 | 84 | 154 | 21 | 13* | 5 | 37 | 54 | 56 | 39 |
| 1984 | Cleveland | .269 | 159 | 602 | 108 | 162 | 25 | 9 | 3 | 49 | 86 | 62 | 52 |
| 1985 | Cleveland | .311 | 152 | 591 | 106 | 184 | 28 | 14 | 5 | 50 | 63 | 42 | 47 |
| 1986 | Cleveland | .278 | 161 | 587 | 92 | 163 | 17 | 14* | 4 | 51 | 70 | 65 | 32 |
| 1987 | Cleveland | .295 | 137 | 522 | 91 | 154 | 25 | 8 | 9 | 41 | 91 | 55 | 33 |
| 1988 | San Francisco | .287 | 157 | 568 | 109* | 163 | 27 | 9 | 6 | 43 | 97 | 64 | 43 |
| N.L. | Totals | .270 | 437 | 1483 | 245 | 401 | 52 | 25 | 11 | 91 | 195 | 172 | 112 |
| A.L. | Totals | .288 | 609 | 2302 | 397 | 663 | 95 | 45 | 21 | 191 | 310 | 224 | 164 |
| M.L. | Totals | .281 | 1046 | 3785 | 642 | 1064 | 147 | 70 | 32 | 282 | 505 | 396 | 276 |

GW-RBIs: Career Total (25); 1988 (3); 1987 (1); 1986 (6); 1985 (6); 1984 (5); 1983 (2); 1982 (1); 1981 (1).

LEAGUE CHAMPIONSHIP SERIES RECORD

| Year | Club | AVG. | G | AB | R | H | 2B | 3B | HR | RBI | BB | SO | SB |
|------|----------------|------|---|----|---|---|----|----|----|-----|----|----|----|
| 1983 | Atl. vs St. L. | .000 | 2 | 1 | 0 | 0 | 0 | 0 | 0 | 0 | 0 | 0 | 0 |

CAREER HOME RUNS BY BALL PARK

| @ Atl | @ Chi | @ Cin | @ Hou | @ LA | @ Mon | @ NY | @ Phi | @ Pit | @ STL | @ SO | @ SF |
|-------|-------|-------|-------|------|-------|------|-------|-------|-------|------|------|
| 6 | 0 | 1 | 1 | 1 | 0 | 0 | 0 | 0 | 0 | 1 | 1 |

CAREER vs. THE NATIONAL LEAGUE

| | AVG. | AB | H | HR | RBI | | AVG. | AB | H | HR | RBI |
|-------------|------|-----|-----|----|-----|--------------|------|-----|-----|----|-----|
| Atlanta | .429 | 63 | 27 | 2 | 12 | Chicago | .289 | 90 | 26 | 0 | 6 |
| Cincinnati | .272 | 202 | 55 | 1 | 5 | Montreal | .245 | 143 | 35 | 1 | 6 |
| Houston | .237 | 177 | 42 | 3 | 11 | New York | .232 | 108 | 25 | 0 | 6 |
| Los Angeles | .258 | 132 | 34 | 2 | 8 | Philadelphia | .343 | 105 | 36 | 0 | 6 |
| San Diego | .318 | 173 | 55 | 2 | 13 | Pittsburgh | .217 | 97 | 21 | 0 | 4 |
| S.F. | .303 | 89 | 27 | 0 | 6 | St. Louis | .173 | 104 | 18 | 0 | 5 |
| N.L. WEST | .287 | 836 | 240 | 10 | 58 | N.L. EAST | .249 | 647 | 161 | 1 | 31 |

1988 BAITING BREAKDOWN


| | AVG. | AB | H | HR | RBI | | AVG. | AB | H | HR | RBI |
|-------------|------|-----|-----|----|-----|----------|------|-----|-----|----|-----|
| Season | .287 | 568 | 163 | 6 | 43 | Vs Atl | .429 | 63 | 27 | 2 | 12 |
| Candlestick | .290 | 276 | 80 | 1 | 16 | Cin | .254 | 67 | 17 | 0 | 2 |
| Road | .284 | 292 | 83 | 5 | 27 | Hou | .295 | 61 | 18 | 1 | 5 |
| Day | .301 | 219 | 66 | 2 | 19 | L A | .233 | 60 | 14 | 1 | 5 |
| Night | .278 | 349 | 97 | 4 | 24 | S D | .347 | 72 | 25 | 2 | 5 |
| Vs. RHP | .304 | 378 | 115 | 5 | 25 | N L WEST | .313 | 323 | 101 | 6 | 29 |
| Vs. LHP | .253 | 190 | 48 | 1 | 18 | | | | | | |
| April | .287 | 94 | 27 | 1 | 6 | Chi | .308 | 39 | 12 | 0 | 5 |
| May | .227 | 97 | 22 | 0 | 4 | Mon | .233 | 43 | 10 | 0 | 1 |
| June | .337 | 89 | 30 | 2 | 9 | NY | .234 | 47 | 11 | 0 | 1 |
| July | .292 | 96 | 28 | 0 | 12 | Phi | .333 | 39 | 13 | 0 | 3 |
| August | .294 | 102 | 30 | 2 | 7 | Pit | .258 | 31 | 8 | 0 | 1 |
| Sept.-Oct. | .289 | 90 | 26 | 1 | 5 | St L | .174 | 46 | 8 | 0 | 3 |
| Before ASB | .278 | 302 | 84 | 3 | 21 | N L EAST | .253 | 245 | 62 | 0 | 12 |
| After ASB | .297 | 266 | 79 | 3 | 22 | | | | | | |

BUTLER'S CAREER TRANSACTIONS

- Selected by Atlanta in 23rd round of June, 1979 draft; signed by scout Bobby Mavis.
- Traded to Cleveland as one of three players to be named later for Len Barker, August 28, 1983. Rick Behenna was sent to Cleveland, September 2, 1983, and Butler and Brook Jacoby (if) were acquired October 21, 1983 to complete the deal.
- Granted free agency, October 27, 1987; signed with San Francisco, December 1, 1987.

BRETT BUTLER'S CAREER HIGHS

MOST HITS: 5. July 10, 1983 at Montreal (with Atlanta)
MOST RBIs: 4, (twice) - last: August 8, 1985 at New York Yankees (with Cleveland)
MOST HOME RUNS: 2. August 8, 1985 at New York Yankees (Phil Niekro, with Cleveland)
CAREER GRANO SLAMS: 1. September 14, 1984 at Oakland (Chris Codioli, with Cleveland)
LONGEST HITTING STREAK: 19. August 3-25, 1987 (with Cleveland)
MOST STOLEN BASES: 3 (3 times) - last August 31, 1988 at Philadelphia



WILL CLARK (IF)

NICKNAME: Thrill
BIRTHDATE: March 13, 1964
1989 OPENING DAY AGE: 25
BIRTHPLACE: New Orleans, LA
BATS: Left **THROWS:** Left
HEIGHT: 6-1 **WEIGHT:** 190
M.L. SERVICE: 3 years
HOW OBTAINED: Giants #1 selection (second overall) in June, 1985 Free Agent Draft
CONTRACT STATUS: Signed through 1989

1988 SEASON another tremendous season for Will, who was selected as the Giants MVP by his teammates for the second straight year . . . was voted to his first All-Star Game and became the first SF player to be selected as a starter since Chris Speier was starting SS in 1973 . . . was hitting .271 with 20 HRs and 68 RBIs at the break . . . led the NL in RBIs (109), walks (100) and intentional walks (27) . . . was third in HRs (29), runs (102), on-base percentage (.386), slugging (.508) and extra-base hits (66) . . . became the first Giant to lead the league in RBIs since Willie McCovey with 126 in 1969 . . . his 109 RBIs was the most by a Giant in 18 years, since McCovey's 126 in 1970, and the ninth most in SF history . . . only Cepeda, Mays and McCovey have had more . . . is the first Giant with consecutive years of 29+ HRs since McCovey hit 45 in 1969 and 30 in 1970 . . . became the first player in SF history to play in every game in a single season . . . was the only NL player to play in every game and one of the three ML players, joining Cal Ripken and Eddie Murray of the Orioles . . . became just the third player in Giants history to post a 100 runs-100 RBIs-100 walks season, joining Met Ott (1929-30-32-38) and McCovey (1969) . . . was NL Player of the Month for June with a .329 average and an NL-high 8 HRs and 29 RBIs for the month . . . was twice NL Player of the Week, June 20-26 (.360 with 2 HRs and 9 RBIs) and August 1-7 (.429 1, 6) . . . collected a career-high 7 RBIs with 4 hits vs. San Diego June 22, including a 2-out, 9th-inning, 3-run double off Mark Davis to cap an 8-7 come-from-behind win . . . homered in three straight games May 10-12 . . . walked four times September 18 at Houston . . . hit GW HR in 11th inning off Reds' Pat Perry for a 5-4 win . . . hit .379 (22x58) during a career-high 16-game hitting streak September 13-30 . . . it was the longest streak by a Giant since Chili Davis' 18-gamer in 1984 . . . led all NL 1Bs in games (158), putouts (1491), total chances (1607) and double plays (126) . . . named as the NL first baseman on the UPI All-Star team . . .

PRO CAREER **1987**—voted the Giants team MVP by his teammates . . . finished fifth in the BBWAA's National League MVP balloting and was one of only three players to receive votes on all 24 ballots, along with Andre Dawson and Jack Clark . . . led the Giants with a .308 average (sixth in NL), 150 games, 163 hits, 35 homers (sixth in NL) and 91 RBIs (15th in NL) . . . became the seventh player in Giants franchise history to hit 30 or more HRs and bat .300 or better in the same season (see box) . . . his 35 HRs were the most by a Giant since Bobby Bonds' 39 in 1973 and the most by an S.F. first baseman since Willie McCovey hit 39 in 1970 . . . his 91 RBIs were the most by a Giant since Jack Clark's 103 in 1982 . . . tied a S.F. record, held by Orlando Cepeda (1961), Willie Mays (1964) and McCovey (1969), with a RBI in nine straight games from August 3-11 . . . homered seven times in those nine games, including a HR in four straight games, August 5-9 . . . 16 of his 35 homers were against Cincinnati (nine) and Houston (seven) . . . was twice honored as NL Player of the Week, August 3-9 (.440 with five HRs and ten RBIs) and September 13-20 (.478 with four HRs and ten RBIs) . . .

POST-SEASON—hit safely in each of the first five games of the NLCS and six of the seven . . . had two hits in games #2, 3 and 4 . . . powered a GW, two-run HR off John Tudor in game #2 . . . **1986**—made the incredible jump from just 65 games at Single-A ball in 1985 to the Giants' starting first baseman . . . became the 53rd player in ML history and third San Francisco Giant to homer in his first ML at-bat as he connected on his first ML swing off a Nolan Ryan 1-1 pitch April 8 at the Astrodome . . . homered in his first game at Candlestick April 15 off Houston's Bob Knepper . . . missed 47 games on the disabled list after hyper-extending his left elbow in a baserunning collision with Expos' Andres Galarraga in Montreal June 3 . . . went to Phoenix for injury rehabilitation (July 7-24) . . . hit .310 in his 64 games after coming off the DL . . . hit ten HRs as a first baseman, one more than the Giants had from all their first basemen in 1985 . . . made only one throwing error all year and posted a .989 fielding percentage in 102 games at first . . . had arthroscopic surgery to remove bone and cartilage fragments from his left elbow October 7 . . . **1985**—was assigned to Fresno (A) after signing his first professional contract with the Giants June 19 . . . homered with his first swing as a professional June 21 vs. Visalia and hit two homers in his first pro game . . . helped led the Fresno Giants to the 1985 California League championship . . . played for the Giants entry in the Arizona Instructional League and hit .487 with three HRs and 19 RBIs in 10 games before he was sent home to rest, his first break from baseball in over two solid years . . .

AMATEUR CAREER **1985**—the second of two straight incredible years of baseball for Will . . . named winner of the Golden Spikes Award as the best collegiate baseball player in the country . . . led Mississippi State into the College of World Series after hitting .420 with 25 home runs and 77 RBIs in 65 games . . . set the MSU school record with a career .391 batting average . . . played with Cubs' Rafael Palmeiro and White Sox' Bobby Thigpen at MSU . . . was named to the NCAA All-American team for the second straight year and All-Southeastern Conference team for the third consecutive year . . . **1984**—named NCAA All-American after hitting .386 with 28 HRs and 93 RBIs in 61 games with MSU . . . selected to the United States Olympic team and led that squad on their 35-game U.S. tour prior to the Olympic Games with a .393 average, 13 homers and 35 RBIs . . . in the five games of the 1984 Olympic Games played at Dodger Stadium, Will hit .429 (9-for-21) with three homers and eight RBIs for the silver medalists . . .

PERSONAL 1982 graduate of Jesuit High in New Orleans, same school that produced Rusty Staub . . . set school marks with ten homers and 32 RBIs in his senior year and was named to the High School All-American team . . . has a sister, Robin (23), and brother, Scott (11) . . . enjoys hunting and fishing . . . single . . . resides in New Orleans.

William Nuschler Clark, Jr.

| Year | Club | AVG. | G | AB | R | H | 2B | 3B | HR | RBI | BB | SO | SB |
|------|---------------|------|-----|------|-----|-----|----|----|----|-----|-----|-----|----|
| 1985 | Fresno | .309 | 65 | 217 | 41 | 67 | 14 | 0 | 10 | 48 | 62 | 46 | 11 |
| 1986 | San Francisco | .287 | 111 | 408 | 66 | 117 | 27 | 2 | 11 | 41 | 34 | 76 | 4 |
| | Phoenix | .250 | 6 | 20 | 3 | 5 | 0 | 0 | 0 | 1 | 4 | 2 | 1 |
| 1987 | San Francisco | .308 | 150 | 529 | 89 | 163 | 29 | 5 | 35 | 91 | 49 | 98 | 5 |
| 1988 | San Francisco | .282 | 162 | 575 | 102 | 162 | 31 | 6 | 29 | 109 | 100 | 129 | 9 |
| M.L. | Totals | .292 | 423 | 1512 | 257 | 442 | 87 | 13 | 75 | 241 | 183 | 303 | 18 |

GW-RBIs: Career Total (32); 1988 (13); 1987 (11); 1986 (8)

ALL STAR GAME RECORD

| Year | Club, Site | AVG. | G | AB | R | H | 2B | 3B | HR | RBI | BB | SO | SB |
|------|-----------------|------|---|----|---|---|----|----|----|-----|----|----|----|
| 1988 | N.L. Cincinnati | .000 | 1 | 2 | 0 | 0 | 0 | 0 | 0 | 0 | 0 | 0 | 0 |

LEAGUE CHAMPIONSHIP SERIES RECORD

| Year | Club | AVG. | G | AB | R | H | 2B | 3B | HR | RBI | BB | SO | SB |
|------|-----------------|------|---|----|---|---|----|----|----|-----|----|----|----|
| 1987 | S.F. vs. St. L. | .360 | 7 | 25 | 3 | 9 | 2 | 0 | 1 | 3 | 3 | 6 | 1 |

CAREER HOME RUNS BY BALL PARK

| @ Atl | @ Chi | @ Cin | @ Hou | @ LA | @ Mon | @ NY | @ Phi | @ Pit | @ STL | @ SD | @ SF |
|-------|-------|-------|-------|------|-------|------|-------|-------|-------|------|------|
| 4 | 1 | 5 | 6 | 1 | 1 | 2 | 0 | 3 | 3 | 6 | 43 |

CAREER vs. THE NATIONAL LEAGUE

| | AVG. | AB | H | HR | RBI | | AVG. | AB | H | HR | RBI |
|-------------|------|-----|-----|----|-----|--------------|------|-----|-----|----|-----|
| Atlanta | .335 | 158 | 53 | 7 | 28 | Chicago | .226 | 93 | 21 | 2 | 9 |
| Cincinnati | .387 | 168 | 65 | 14 | 41 | Montreal | .236 | 123 | 29 | 7 | 18 |
| Houston | .314 | 169 | 53 | 15 | 38 | New York | .233 | 129 | 30 | 4 | 12 |
| Los Angeles | .240 | 183 | 44 | 4 | 17 | Philadelphia | .294 | 109 | 32 | 2 | 12 |
| San Diego | .343 | 172 | 59 | 8 | 31 | Pittsburgh | .229 | 105 | 24 | 4 | 12 |
| S.F. | — | — | — | — | — | St. Louis | .311 | 103 | 32 | 8 | 23 |
| N.L. WEST | .322 | 850 | 274 | 48 | 155 | N.L. EAST | .254 | 662 | 168 | 27 | 86 |

**GIANTS 30-PLUS
HOMER CLUB**

| | | |
|-------------------|-----------|-------------|
| Willie Mays | 52 | 1965 |
| Willie Mays | 49 | 1962 |
| Willie Mays | 47 | 1964 |
| Orlando Cepeda | 46 | 1961 |
| Willie McCovey | 45 | 1969 |
| Willie McCovey | 44 | 1963 |
| Willie Mays | 40 | 1961 |
| Willie McCovey | 39 | 1965 |
| Willie McCovey | 39 | 1970 |
| Bobby Bonds | 39 | 1973 |
| Willie Mays | 38 | 1963 |
| Willie Mays | 37 | 1966 |
| Willie McCovey | 36 | 1966 |
| Willie McCovey | 36 | 1968 |
| Orlando Cepeda | 35 | 1962 |
| Will Clark | 35 | 1987 |
| Willie Mays | 34 | 1959 |
| Orlando Cepeda | 34 | 1963 |
| Jim Ray Hart | 33 | 1966 |
| Bobby Bonds | 33 | 1971 |
| Bobby Bonds | 32 | 1969 |
| Orlando Cepeda | 31 | 1964 |
| Jim Ray Hart | 31 | 1964 |
| Willie McCovey | 31 | 1967 |
| Darrell Evans | 30 | 1983 |

**GIANTS 100-PLUS
RBIs CLUB**

| | | |
|-------------------|------------|-------------|
| Orlando Cepeda | 142 | 1961 |
| Willie Mays | 141 | 1962 |
| Willie McCovey | 126 | 1969 |
| Willie McCovey | 126 | 1970 |
| Willie Mays | 123 | 1961 |
| Orlando Cepeda | 114 | 1962 |
| Willie Mays | 112 | 1965 |
| Willie Mays | 111 | 1964 |
| Will Clark | 109 | 1988 |
| Dick Dietz | 107 | 1970 |
| Orlando Cepeda | 105 | 1959 |
| Willie McCovey | 105 | 1968 |
| Willie Mays | 104 | 1959 |
| Willie Mays | 103 | 1960 |
| Willie Mays | 103 | 1963 |
| Willie Mays | 103 | 1966 |
| Jack Clark | 103 | 1982 |
| Willie McCovey | 102 | 1963 |
| Bobby Bonds | 102 | 1971 |

1988 BATTING BREAKDOWN

| | AVG. | AB | H | HR | RBI | | AVG. | AB | H | HR | RBI |
|-------------|------|-----|-----|----|-----|-----------|------|-----|-----|----|-----|
| Season | .282 | 575 | 162 | 29 | 109 | Vs. Atl. | .333 | 66 | 22 | 2 | 12 |
| Candlestick | .269 | 283 | 76 | 14 | 64 | Cin. | .328 | 67 | 22 | 4 | 13 |
| Road | .295 | 292 | 86 | 15 | 45 | Hou. | .361 | 61 | 22 | 6 | 19 |
| Day | .305 | 220 | 67 | 13 | 51 | L.A. | .215 | 65 | 14 | 1 | 5 |
| Night | .268 | 355 | 95 | 16 | 58 | S.D. | .358 | 67 | 24 | 5 | 22 |
| Vs. RHP | .294 | 354 | 104 | 22 | 73 | N.L. WEST | .319 | 326 | 104 | 18 | 71 |
| Vs. LHP | .262 | 221 | 58 | 7 | 36 | | | | | | |
| April | .259 | 85 | 22 | 5 | 14 | Chi. | .278 | 36 | 10 | 1 | 6 |
| May | .235 | 102 | 24 | 6 | 19 | Mon. | .238 | 42 | 10 | 4 | 8 |
| June | .329 | 85 | 28 | 8 | 29 | N.Y. | .167 | 42 | 7 | 1 | 3 |
| July | .287 | 101 | 29 | 3 | 17 | Phi. | .158 | 38 | 6 | 0 | 3 |
| August | .294 | 102 | 30 | 3 | 13 | Pit. | .167 | 42 | 7 | 1 | 4 |
| Sep1-Oct | .290 | 100 | 29 | 4 | 17 | St. L. | .367 | 49 | 18 | 4 | 14 |
| Before ASB | .271 | 299 | 81 | 20 | 68 | N.L. EAST | .233 | 249 | 58 | 11 | 38 |
| After ASB | .293 | 276 | 81 | 9 | 41 | | | | | | |

CLARK'S CAREER TRANSACTIONS

- Selected by Kansas City in 4th round of June, 1982 draft.
- Selected by San Francisco in 1st round (2nd player selected) in June, 1985 draft; signed by scout Ken Parker.
- On disabled list, June 5-July 24, 1986 with a hyper-extended left elbow (included rehabilitation assignment to Phoenix, July 7-23).

WILL CLARK'S CAREER HIGHS

MOST HITS: 4, (twice) — last, June 22, 1988 vs. San Diego


MOST RBIs: 7, June 22, 1988 vs. San Diego

MOST HOME RUNS: 2, (5 times) — last, October 4, 1987 vs. Atlanta (Pete Smith)

CAREER GRAND SLAMS: None.

LONGEST HITTING STREAK: 16, September 13-September 30, 1988.

MOST STOLEN BASES: 2, September 20, 1988 at Atlanta.



DENNIS COOK (LHP)

BIRTHDATE: October 4, 1962

1989 OPENING DAY AGE: 26

BIRTHPLACE: Dickinson, Texas

BATS: Left **THROWS:** Left

HEIGHT: 6-3 **WEIGHT:** 185

M.L. SERVICE: 24 Days

HOW OBTAINED: Giants #18 selection in June, 1985 Draft

CONTRACT STATUS: Signed through 1989

1988 SEASON led the Phoenix staff in wins (11), starts (25), CG's (5) innings pitched (141.1) and strikeouts (110), despite suffering a cracked rib July 27 while warming up between innings . . . earned a September 9 promotion to San Francisco and won his ML debut 4-2 over Andy Hawkins at San Diego September 12, throwing 5.1 innings of two-hit, shutout ball . . . fired his first ML complete game and shutout with a two-hit, 2-0 win over Tim Lincecum September 25 vs. Los Angeles . . . the shutout kept the Dodgers from clinching the NL West championship at Candlestick . . . was the Giants 12th starter in 1988.

PRO CAREER **1987**—was named the Texas League's Pitcher of the Year, despite his promotion to Phoenix in July . . . selected to the TL and

Baseball America's Class-AA All-Star teams, posting a brilliant 9-2, 2.13 mark in 16 starts . . . was 4-0, 1.62 through his first five starts . . . also was involved in four combined shutouts . . . allowed just one home run in 105.2 innings . . . posted a 4-1, 2.87 mark in six June starts before moving on to Phoenix . . . made 11 starts with the Firebirds, including a complete game . . . **1986**—led the Fresno staff with a career-high 12 wins and the California League with 173 strikeouts . . . also led his club with 25 starts and 170 innings (third in CL) . . . finished fifth in the CL with his 12 wins . . . averaged better than a strikeout per inning . . . **1985**—was converted from an outfielder/relief pitcher during his college career into a starting pitcher in his first professional season at Clinton . . . was 5-4, 3.36 in 13 of his starts at Clinton . . .

PERSONAL played baseball, basketball and football at Dickinson (Texas) High . . . graduated in 1981 . . . attended Angelina Junior College for two years before moving on to the University of Texas . . . named to the All-Southwest Conference Team as an outfielder both years at Texas (1984-85) . . . along with the Rangers' Greg Swindell and the Phillies' Bruce Ruffin, Dennis helped lead the Longhorns to the College World Series in 1985 and was selected to the All CWS Team in 1985 . . . hobbies are hunting and fishing . . . single . . . resides in Dickinson, Texas.

Dennis Bryan Cook

| Year | Club | W-L | ERA | G | GS | CG | SHO | SV | IP | H | R | ER | BB | SO |
|------|---------------|------|------|----|----|----|-----|----|-------|-----|----|----|-----|-----|
| 1985 | Clinton | 5-4 | 3.36 | 13 | 13 | 1 | 0 | 0 | 83.0 | 74 | 35 | 31 | 2 | 40 |
| 1986 | Fresno | 12-7 | 3.97 | 27 | 25 | 2 | 1 | 1 | 170.0 | 141 | 92 | 75 | 100 | 173 |
| 1987 | Shreveport | 9-2 | 2.13 | 16 | 16 | 1 | 1 | 0 | 105.2 | 94 | 32 | 25 | 20 | 98 |
| | Phoenix | 2-5 | 5.23 | 12 | 11 | 1 | 0 | 0 | 62.0 | 72 | 45 | 36 | 26 | 24 |
| 1988 | Phoenix | 11-9 | 3.88 | 26 | 25 | 5 | 1 | 0 | 141.1 | 138 | 73 | 61 | 51 | 110 |
| | San Francisco | 2-1 | 2.86 | 4 | 4 | 1 | 1 | 0 | 22.0 | 9 | 8 | 7 | 11 | 13 |
| M.L. | Totals | 2-1 | 2.86 | 4 | 4 | 1 | 1 | 0 | 22.0 | 9 | 8 | 7 | 11 | 13 |

| M.L. Batting | AVG. | AB | H | 2B | 3B | HR | RBI |
|--------------|------|----|---|----|----|----|-----|
| —1988 | .000 | 4 | 0 | 0 | 0 | 0 | 0 |
| —Lifetime | .000 | 4 | 0 | 0 | 0 | 0 | 0 |

Last Home Run: None GW-RBIs: Career Total (0)

1988 & CAREER PITCHING BREAKDOWN

| | W-L | ERA | G | IP | H | ER | | W-L | ERA | G | IP | H | ER |
|-------------|-----|------|---|------|---|----|-----------|-----|------|---|------|---|----|
| Season | 2-1 | 2.86 | 4 | 22.0 | 9 | 7 | Vs Atl | 0-0 | 4.50 | 1 | 4.0 | 3 | 2 |
| Candlestick | 1-0 | 0.00 | 1 | 9.0 | 2 | 0 | Cin | — | — | — | — | — | — |
| Road | 1-1 | 4.85 | 3 | 13.0 | 7 | 7 | Hou | — | — | — | — | — | — |
| Day | 1-0 | 0.00 | 1 | 9.0 | 2 | 0 | L.A. | 1-1 | 3.55 | 2 | 12.2 | 4 | 5 |
| Night | 1-1 | 4.85 | 3 | 13.0 | 7 | 7 | S.D. | 1-0 | 0.00 | 1 | 5.1 | 2 | 0 |
| Starter | 2-1 | 2.86 | 4 | 22.0 | 9 | 7 | N.L. WEST | 2-1 | 2.86 | 4 | 22.0 | 9 | 7 |
| Reliever | — | — | — | — | — | — | | | | | | | |
| April | — | — | — | — | — | — | Chi | — | — | — | — | — | — |
| May | — | — | — | — | — | — | Mon | — | — | — | — | — | — |
| June | — | — | — | — | — | — | N.Y. | — | — | — | — | — | — |
| July | — | — | — | — | — | — | Phi | — | — | — | — | — | — |
| August | — | — | — | — | — | — | Pit | — | — | — | — | — | — |
| Sept.-Oct | 2-1 | 2.86 | 4 | 22.0 | 9 | 7 | St. L. | — | — | — | — | — | — |
| Before ASB | — | — | — | — | — | — | N.L. EAST | — | — | — | — | — | — |
| After ASB | 2-1 | 2.86 | 4 | 22.0 | 9 | 7 | | | | | | | |

COOK'S CAREER TRANSACTIONS

— Selected by San Francisco in 18th round of June, 1985 draft; signed by scout Andy Korenek.

DENNIS COOK'S CAREER HIGHS

MOST STRIKEOUTS: 7, September 25, 1988 vs. Los Angeles

MOST INNINGS PITCHED—

STARTER: 9, September 25, 1988 vs. Los Angeles

LONGEST WINNING STREAK: 2, September 12-25, 1988

KELLY DOWNS (RHP)

NICKNAME: K.D.

BIRTHDATE: October 25, 1960

1989 OPENING DAY AGE: 28

BIRTHPLACE: Ogden, Utah

BATS: Right **THROWS:** Right

HEIGHT: 6-4 **WEIGHT:** 200

M.L. SERVICE: 2 year, 70 days

HOW OBTAINED: Acquired from the Philadelphia Phillies with pitcher George Riley for Al Oliver and Renie Martin, September 1, 1984

CONTRACT STATUS: Signed through 1989



1988 SEASON set new career marks in wins (13), ERA (3.32) and complete games (6) . . . led the staff in shutouts for the second straight year with three, hurling all three in a span of six starts from June 7-July 3 . . . finished second on the staff in wins, starts (26), CG's and strikeouts . . . earned his first win with a three-hit CG vs. New York May 13, 3-2 over Bob Ojeda . . . tied the Major League record by facing the minimum (27 batters) and tossed a career best two-hitter vs. Atlanta June 7, shutting out the Braves 5-0 . . . hurled another two-hitter at Houston June 24, winning 11-0 over Nolan Ryan . . . posted a 5-1, 2.62 mark in seven games in July, including his third shutout vs. Pittsburgh July 3, a three-hit, 4-0 win over Mike Dunne . . . was 8-3, 2.61 in 14 games at Candlestick . . . left his Aug. 24 start with an inflamed right shoulder and went on the 21-day DL Aug. 31 . . . did not pitch again in 1988 . . . held LH hitters to a .184 average (59x320) . . .

PRO CAREER **1987**—was the mainstay of the Giants rotation in the first half, posting an 8-4, 3.64 mark in 18 starts with three shutouts prior to the break . . . finished tied for third in the NL with three shutouts, 12th with a 3.63 ERA and 12th with 137 strikeouts . . . was moved to the bullpen after the acquisition of Rick Reuschel August 21 . . . tossed his first ML shutout, a three-hit, 1-0 gem at San Diego April 15 . . . picked up his tenth win in his first ML relief appearance at Montreal August 23 . . . earned his first career save with 3.2 scoreless innings September 5 vs. Philadelphia . . . was 4-0, . . . was 1-1, 1.96 in his 13 relief appearances . . .

POST-SEASON—made one relief appearance in the NLCS, hurling 1.1 scoreless innings in game #7 . . . **1986**—turned in an impressive rookie season following his July 27 recall from Phoenix, where he posted an 8-5, 3.42 record . . . was recalled the same day his wife Shelley gave birth to their first child, Danielle . . . made 14 strong starts with the Giants, allowing less than four runs in 13 starts . . . was a victim of lack of support, as the Giants scored only 24 runs in his 14 starts while he was in the game (1.7 per game average) . . . made his ML debut in Los Angeles July 29, suffering a 2-1 loss to Fernando Valenzuela . . . picked up his first ML win August 27 vs. Montreal, 3-2 . . . was 4-0, 1.81 in his last eight starts . . . posted a 1.91 ERA in six September starts, the NL's fourth lowest for the month . . . tossed his first complete game in his final start October 3 at Los Angeles, a seven-hit, 8-2 win . . . **1985**—split the season as a starter and reliever at Phoenix (AAA) . . . won four straight as a starter from July 4-24, including a three-hit shutout vs. Hawaii on July 14 . . . had his record at 8-5 at one point . . . **1984**—spent his second full season with the Phillies' Triple-A club at Portland, before being traded to the Giants after the season . . . **1983**—tied for the Pacific Coast League lead in games started with 29 . . . **1982**—finished fifth in the American Association in innings pitched (156.2) . . . **1981**—tied for second in the Carolina League with 13 wins and nine complete games, third with 175 innings and fourth with a 2.98 ERA . . . Carolina League All-Star . . .

PERSONAL played baseball, basketball and golf at Viewmont High School in Bountiful, Utah . . . named All-State and starting pitcher in Utah's annual High School All-Star Game in his senior year . . . was second team

All-State in basketball . . . graduated in 1979 . . . his brother, Dave Downs, pitched for the Phillies in 1972 . . . hobbies include hunting, fishing and snowmobiling . . . married (Shelley Greene, December 29, 1979) . . . one daughter (Danielle, July 27, 1986) . . . lives in Centerville, Utah.

Kelly Robert Downs

| Year | Club | W-L | ERA | G | GS | CG | SHO | SV | IP | H | R | ER | BB | SO |
|------|---------------|-------|------|----|----|----|-----|----|-------|-----|-----|-----|-----|-----|
| 1980 | Spartanburg | 5-7 | 2.60 | 14 | 12 | 4 | 1 | 0 | 90.0 | 85 | 41 | 26 | 17 | 40 |
| 1981 | Peninsula | 13-7 | 2.98 | 25 | 25 | 9 | 2 | 0 | 175.0 | 176 | 79 | 58 | 35 | 124 |
| 1982 | Oklahoma City | 2-15 | 5.34 | 32 | 25 | 5 | 0 | 1 | 156.2 | 182 | 116 | 93 | 72 | 70 |
| 1983 | Portland | 9-13 | 4.46 | 29 | 29 | 5 | 1 | 0 | 159.1 | 186 | 98 | 79 | 61 | 71 |
| 1984 | Portland | 7-12 | 5.30 | 30 | 25 | 5 | 0 | 0 | 163.0 | 166 | 106 | 96 | 65 | 104 |
| 1985 | Phoenix | 9-10 | 4.01 | 37 | 19 | 2 | 1 | 1 | 137.0 | 138 | 69 | 61 | 56 | 109 |
| 1986 | Phoenix | 8-5 | 3.42 | 18 | 18 | 4 | 0 | 0 | 108.0 | 116 | 54 | 41 | 28 | 68 |
| | San Francisco | 4-4 | 2.75 | 14 | 14 | 1 | 0 | 0 | 88.1 | 78 | 29 | 27 | 30 | 64 |
| 1987 | San Francisco | 12-9 | 3.63 | 41 | 28 | 4 | 3 | 1 | 186.0 | 185 | 83 | 75 | 67 | 137 |
| 1988 | San Francisco | 13-9 | 3.32 | 27 | 26 | 6 | 3 | 0 | 168.0 | 140 | 67 | 62 | 47 | 118 |
| M.L. | Totals | 29-22 | 3.34 | 82 | 68 | 11 | 6 | 1 | 442.1 | 403 | 179 | 164 | 144 | 319 |

| M.L. Batting | AVG. | AB | H | 2B | 3B | HR | RBI |
|--------------|------|-----|----|----|----|----|-----|
| — 1988 | .167 | 54 | 9 | 2 | 1 | 0 | 3 |
| — Lifetime | .158 | 139 | 22 | 3 | 1 | 0 | 9 |

Last Home Run: None GW-RBIs: Career Totals (1)

LEAGUE CHAMPIONSHIP SERIES RECORD

| Year | Club | W-L | ERA | G | GS | CG | SHO | SV | IP | H | R | ER | BB |
|------|-----------------|-----|------|---|----|----|-----|----|-----|---|---|----|----|
| 1987 | S.F. vs. St. L. | 0-0 | 0.00 | 1 | 0 | 0 | 0 | 0 | 1.1 | 1 | 0 | 0 | 0 |

CAREER vs. THE NATIONAL LEAGUE

| | W-L | ERA | G | IP | H | ER | | W-L | ERA | G | IP | H | ER |
|-------------|-------|------|----|-------|-----|----|--------------|-------|------|----|-------|-----|----|
| Atlanta | 6-2 | 3.36 | 10 | 59.0 | 52 | 22 | Chicago | 2-1 | 3.37 | 3 | 18.2 | 18 | 7 |
| Cincinnati | 2-4 | 3.95 | 10 | 43.1 | 43 | 19 | Montreal | 5-1 | 2.74 | 9 | 46.0 | 36 | 14 |
| Houston | 1-2 | 3.41 | 7 | 34.1 | 35 | 13 | New York | 1-2 | 3.82 | 6 | 33.0 | 32 | 14 |
| Los Angeles | 3-4 | 3.69 | 12 | 61.0 | 55 | 25 | Philadelphia | 1-2 | 4.73 | 7 | 32.1 | 36 | 17 |
| San Diego | 4-0 | 1.70 | 5 | 37.0 | 23 | 7 | Pittsburgh | 2-4 | 3.09 | 9 | 55.1 | 47 | 19 |
| S.F. | — | — | — | — | — | — | St. Louis | 2-0 | 2.86 | 4 | 22.0 | 26 | 7 |
| N.L. West | 16-12 | 3.30 | 44 | 234.2 | 208 | 86 | N.L. East | 13-10 | 3.38 | 38 | 207.2 | 195 | 78 |

1988 PITCHING BREAKDOWN


| | W-L | ERA | G | IP | H | ER | | W-L | ERA | G | IP | H | ER |
|-------------|------|------|----|-------|-----|----|-----------|-----|------|----|------|----|----|
| Season | 13-9 | 3.32 | 27 | 168.0 | 140 | 62 | Vs. All. | 3-0 | 2.74 | 3 | 23.0 | 18 | 7 |
| Candlestick | 8-3 | 2.61 | 14 | 93.0 | 70 | 27 | Cin. | 0-3 | 7.90 | 3 | 13.2 | 18 | 12 |
| Road | 5-6 | 4.20 | 13 | 75.0 | 70 | 35 | Hou. | 1-1 | 1.59 | 2 | 17.0 | 10 | 3 |
| Day | 6-2 | 3.24 | 12 | 72.1 | 59 | 26 | L.A. | 2-1 | 1.64 | 3 | 22.0 | 15 | 4 |
| Night | 7-7 | 3.39 | 15 | 95.2 | 81 | 36 | S.D. | 0-0 | 6.00 | 1 | 6.0 | 4 | 4 |
| Starter | 13-9 | 3.33 | 26 | 167.1 | 140 | 62 | N.L. WEST | 6-5 | 3.32 | 12 | 81.2 | 65 | 30 |
| Reliever | 0-0 | 0.00 | 1 | 0.2 | 0 | 0 | | | | | | | |
| April | 0-2 | 3.12 | 4 | 26.0 | 13 | 9 | Chi. | 1-0 | 2.75 | 1 | 7.0 | 6 | 2 |
| May | 2-3 | 4.01 | 6 | 33.2 | 32 | 15 | Mon. | 2-0 | 3.00 | 3 | 18.0 | 14 | 6 |
| June | 4-2 | 3.58 | 6 | 37.2 | 31 | 15 | N.Y. | 1-0 | 0.00 | 1 | 9.0 | 3 | 0 |
| July | 5-1 | 2.62 | 7 | 44.2 | 36 | 13 | Phi. | 1-2 | 6.46 | 3 | 15.1 | 19 | 11 |
| August | 2-1 | 3.60 | 4 | 25.0 | 28 | 10 | Pit. | 1-2 | 4.13 | 5 | 24.0 | 19 | 11 |
| Sept-Oct. | — | — | — | — | — | — | St. L. | 1-0 | 1.38 | 2 | 13.0 | 14 | 2 |
| Before ASB | 8-7 | 3.23 | 18 | 114.1 | 86 | 41 | N.L. EAST | 7-4 | 3.34 | 15 | 86.1 | 75 | 32 |
| After ASB | 5-2 | 3.52 | 9 | 53.2 | 54 | 21 | | | | | | | |

DOWNS' CAREER TRANSACTIONS

- Selected by Philadelphia in 26th round of June, 1979 draft; signed by scout Scott Reid.
- Traded to San Francisco with George Riley (p) for Al Oliver (if) and a player to be named later (Renie Martin, p), August 20, 1984.
- On disabled list August 31, 1988 through the remainder of the season with an inflamed right shoulder.

KELLY DOWNS' CAREER HIGHS

LOW HIT GAME: 2-hitter, (4 times) — last, June 24, 1988 at Houston.
MOST STRIKEOUTS: 9, August 19, 1988 vs. Philadelphia
MOST INNINGS PITCHED (STARTER): 9, (9 times) — last, July 25, 1988 vs. Los Angeles.
MOST INNINGS PITCHED (RELIEVER): 3.2, September 5, 1987 vs. Philadelphia
LONGEST WINNING STREAK: 6, August 27, 1986-April 27, 1987.
LONGEST LOSING STREAK: 4, July 29-August 23, 1986.



DAVE DRAVECKY (LHP)

BIRTHDATE: February 14, 1956

1989 OPENING DAY AGE: 34

BIRTHPLACE: Youngstown, Ohio

BATS: Right **THROWS:** Left

HEIGHT: 6-1 **WEIGHT:** 200

M.L. SERVICE: 6 years, 116 days

HOW OBTAINED: Acquired from San Diego with Craig Lefferts and Kevin Mitchell for Chris Brown, Keith Comstock, Mark Davis and Mark Grant, July 4, 1987

CONTRACT STATUS: Signed through 1989

1988 SEASON was the Giants' Opening Day starter and hurled a three-hitter at Los Angeles April 4, winning 5-1 over Fernando Valenzuela . . . allowed only a leadoff HR to Steve Sax . . . went on the 21-day DL May 5 with stiffness in his left shoulder . . . was activated May 28 and started that day, hurling five innings of two-hit ball in a ND . . . went back on the DL June 3 and underwent arthroscopic surgery on his left shoulder June 11 to repair a partially detached bicep tendon . . . was sent to Phoenix on injury rehab August 10 and started that day for the Firebirds, working 2.2 innings and allowing five runs on 11 hits . . . did not pitch again . . . underwent surgery October 7 to remove a cancerous tumor from the deltoid muscle in his upper left arm . . . the surgery was performed by Dr. George Muschler at the Cleveland Clinic in Ohio . . .

PRO CAREER **1987**—finished with the eighth best ERA in the NL (3.43) and tied for third with three shutouts . . . started the season in the Padres bullpen, making 19 relief appearances before moving into the San Diego rotation May 13 . . . tossed a five-hit, complete-game 4-1 win June 14 over the Giants at San Francisco . . . was 3-7, 3.76 in 20 games (ten starts) with the Padres . . . made an immediate impact with the Giants following the "Chicago Seven" trade of July 4 . . . he pitched brilliantly, posting a 6-2, 2.68 record with three shutouts in his first 13 starts with the Giants . . . won four straight from August 15-September 5, including a 21.1 scoreless-inning streak (the longest by a Giant Pitcher in two years) . . . named NL Player of the Week August 31-September 6 (2-0, 0.63) . . . **POST-SEASON**—as he did for the Padres in 1984, Dave once again pitched brilliantly in the NLCS . . . in game #2, he equalled the LCS record for fewest hits allowed with a two-hit, 5-0 shutout at Busch Stadium, becoming just the fourth pitcher in LCS history to toss a two-hitter . . . suffered the tough, 1-0 loss in game #6 when the only run scored as a result of a fly ball lost in the lights . . . the run is the only tally he has allowed in his 25.2 innings of post-season action . . . it also snapped his LCS record-tying streak of 16 consecutive shutout innings . . . **1986**—started the year quickly with a 1-0 shutout at Los Angeles in his first start . . . fanned a career-high 11 vs. Philadelphia May 21 . . . appeared in just eight games after the break due to a tender left arm . . . did not pitch after August 26 due to a sore arm . . . **1985**—had a superb season, finishing 12th in ERA in the NL and 15th best overall in baseball at 2.93 . . . his ERA was as low as 1.99 on July 5 . . . was 13-10, 2.77 in his 31 starts . . . had a 24 scoreless inning streak in June . . . **1984**—started the year in the bullpen, appearing in 31 relief outings before making the first of 14 starts . . . fired a career-best one-hit, 12-0 shutout vs. Los Angeles July 30, allowing just a 7th inning double to Bill Russell . . . came out of the pen September 20 to earn the save vs. San Francisco in the division clinching game . . . hurled six scoreless innings in three NLCS games and another 4.2 shutout innings in two World Series appearances . . . **1983**—NL All-Star as he finished the first half with a 12-5 record with eight complete games . . . tossed two scoreless innings in the Mid-Summer Classic at Comiskey Park . . . **1982**—got his first taste of ML action after 16 games at Hawaii (AAA) . . .

earned his first ML win vs. San Francisco July 4 . . . **1981**—came to the Padres in an April trade with the Pirates . . . was 15-5, 2.67 for Amarillo (AA) and completed 11 of 19 starts . . .

PERSONAL graduated from Boardman (Ohio) High in 1974 where he played baseball and basketball . . . went to college in his hometown, attending Youngstown State University . . . his uncle, Andy Dravecky, was a catcher in the Pirates organization . . . married (Jan Roh, August 7, 1981) . . . one daughter (Tiffany, June 6, 1982) and one son (Jonathan, January 8, 1985) . . . resides in San Diego, California.

David Francis Dravecky

| Year | Club | W-L | ERA | G | GS | CG | SHO | SV | IP | H | R | ER | BB | SO |
|------|---------------|-------|-------|-----|-----|----|-----|----|--------|-----|-----|-----|-----|-----|
| 1978 | Charleston | 4-2 | 4.15 | 20 | 4 | 1 | 0 | 1 | 52.0 | 54 | 30 | 24 | 32 | 31 |
| 1979 | Buffalo | 6-7 | 4.26 | 35 | 13 | 1 | 1 | 2 | 114.0 | 125 | 71 | 54 | 59 | 81 |
| 1980 | Buffalo | 13-7 | 3.35 | 27 | 21 | 8 | 0 | 0 | 161.0 | 165 | 76 | 60 | 60 | 64 |
| 1981 | Amarillo | 15-5 | 2.67 | 30 | 19 | 11 | 4 | 2 | 172.0 | 157 | 69 | 51 | 45 | 141 |
| 1982 | Hawaii | 4-1 | 2.48 | 16 | 1 | 0 | 0 | 1 | 36.0 | 28 | 15 | 10 | 14 | 26 |
| | San Diego | 5-3 | 2.57 | 31 | 10 | 0 | 0 | 2 | 105.0 | 86 | 37 | 30 | 33 | 59 |
| 1983 | San Diego | 14-10 | 3.58 | 28 | 28 | 9 | 1 | 0 | 183.2 | 181 | 78 | 73 | 44 | 74 |
| 1984 | San Diego | 9-8 | 2.93 | 50 | 14 | 3 | 2 | 8 | 156.2 | 125 | 53 | 51 | 51 | 71 |
| 1985 | San Diego | 13-11 | 2.93 | 34 | 31 | 7 | 2 | 0 | 214.2 | 200 | 79 | 70 | 57 | 105 |
| 1986 | San Diego | 9-11 | 3.07 | 26 | 26 | 3 | 1 | 0 | 161.1 | 149 | 68 | 55 | 54 | 87 |
| 1987 | San Diego | 3-7 | 3.76 | 30 | 10 | 1 | 0 | 0 | 79.0 | 71 | 39 | 33 | 31 | 60 |
| | San Francisco | 7-5 | 3.20 | 18 | 18 | 4 | 3 | 0 | 112.1 | 115 | 43 | 40 | 33 | 78 |
| 1988 | San Francisco | 2-2 | 3.16 | 7 | 7 | 1 | 0 | 0 | 37.0 | 33 | 19 | 13 | 8 | 19 |
| | Phoenix | 0-1 | 16.88 | 1 | 1 | 0 | 0 | 0 | 2.2 | 11 | 5 | 5 | 0 | 1 |
| M.L. | Totals | 62-57 | 3.13 | 224 | 144 | 28 | 9 | 10 | 1049.1 | 960 | 416 | 365 | 311 | 553 |

| M.L. Batting | AVG. | AB | H | 2B | 3B | HR | RBI |
|--------------|------|-----|----|----|----|----|-----|
| — 1988 | .100 | 10 | 1 | 0 | 0 | 0 | 0 |
| — Lifetime | .119 | 310 | 37 | 6 | 1 | 1 | 14 |

Last Home Run: April 16, 1986 vs. Los Angeles (Dennis Powell) **GW-RBIs:** Career Totals (2)

LEAGUE CHAMPIONSHIP SERIES RECORD

| Year | Club | W-L | ERA | G | GS | CG | SHD | SV | IP | H | R | ER | BB | SD |
|------|----------------|-----|------|---|----|----|-----|----|------|---|---|----|----|----|
| 1984 | S.D. vs. Chi. | 0-0 | 0.00 | 3 | 0 | 0 | 0 | 0 | 6.0 | 2 | 0 | 0 | 0 | 5 |
| 1987 | S.F. vs. St.L. | 1-1 | 0.60 | 2 | 2 | 1 | 1 | 0 | 15.0 | 7 | 1 | 1 | 4 | 14 |
| LCS | Totals | 1-1 | 0.43 | 5 | 2 | 1 | 1 | 0 | 21.0 | 9 | 1 | 1 | 4 | 19 |

WORLD SERIES RECORD

| Year | Club | W-L | ERA | G | GS | CG | SHO | SV | IP | H | R | ER | BB | SO |
|------|---------------|-----|------|---|----|----|-----|----|-----|---|---|----|----|----|
| 1984 | S.D. vs. Det. | 0-0 | 0.00 | 2 | 0 | 0 | 0 | 0 | 4.2 | 3 | 0 | 0 | 1 | 5 |

CAREER VS. THE NATIONAL LEAGUE

| | W-L | ERA | G | IP | H | ER | | W-L | ERA | G | IP | H | ER |
|---------------|-------|------|-----|-------|-----|-----|--------------|-------|------|----|-------|-----|-----|
| Atlanta | 3-5 | 3.50 | 19 | 72.0 | 61 | 28 | Chicago | 4-3 | 3.74 | 16 | 67.1 | 71 | 28 |
| Cincinnati | 6-5 | 3.33 | 24 | 116.1 | 103 | 43 | Montreal | 7-5 | 3.11 | 22 | 101.1 | 99 | 35 |
| Houston | 7-5 | 3.04 | 20 | 112.2 | 108 | 38 | New York | 2-5 | 4.44 | 11 | 46.2 | 44 | 23 |
| Los Angeles | 8-10 | 3.51 | 30 | 143.2 | 122 | 56 | Philadelphia | 4-4 | 1.99 | 13 | 63.1 | 49 | 14 |
| San Diego | 0-1 | 4.20 | 3 | 15.0 | 19 | 7 | Pittsburgh | 5-4 | 2.81 | 19 | 102.1 | 90 | 32 |
| San Francisco | 11-6 | 2.12 | 29 | 123.1 | 106 | 29 | St. Louis | 5-4 | 3.36 | 18 | 85.2 | 88 | 32 |
| N.L. WEST | 35-32 | 3.10 | 125 | 583.0 | 519 | 201 | N.L. EAST | 27-25 | 3.16 | 99 | 466.2 | 441 | 164 |

1988 PITCHING BREAKDOWN


| | W-L | ERA | G | IP | H | ER | | W-L | ERA | G | IP | H | ER |
|-------------|-----|------|---|------|----|----|-----------|-----|-------|---|------|----|----|
| Season | 2-2 | 3.16 | 7 | 37.0 | 33 | 13 | Vs. All. | — | — | — | — | — | — |
| Candlestick | 1-2 | 3.86 | 3 | 14.0 | 19 | 6 | Cin. | 0-0 | 18.00 | 1 | 2.0 | 4 | 4 |
| | | | | | | | Hou. | — | — | — | — | — | — |
| Road | 1-0 | 2.74 | 4 | 23.0 | 14 | 7 | L.A. | 1-0 | 0.99 | 1 | 9.0 | 3 | 1 |
| Day | 1-1 | 4.05 | 4 | 20.0 | 16 | 9 | S.D. | 0-1 | 3.27 | 2 | 11.0 | 12 | 4 |
| Night | 1-1 | 2.12 | 3 | 17.0 | 17 | 4 | N.L. WEST | 1-1 | 3.68 | 4 | 22.0 | 19 | 9 |
| Starter | 2-2 | 3.16 | 7 | 37.0 | 33 | 13 | | | | | | | |
| Reliever | — | — | — | — | — | — | Chi. | — | — | — | — | — | — |
| April | 2-1 | 3.60 | 5 | 30.0 | 28 | 12 | Mon. | — | — | — | — | — | — |
| May | 0-1 | 1.29 | 2 | 7.0 | 5 | 1 | N.Y. | — | — | — | — | — | — |
| June | — | — | — | — | — | — | Phi. | 0-0 | 1.80 | 1 | 5.0 | 2 | 1 |
| July | — | — | — | — | — | — | Pit. | 1-0 | 3.38 | 1 | 8.0 | 9 | 3 |
| August | — | — | — | — | — | — | St. L. | 0-1 | 0.00 | 1 | 2.0 | 3 | 0 |
| Sept-Oct | — | — | — | — | — | — | N.L. EAST | 1-1 | 2.40 | 3 | 15.0 | 14 | 4 |
| Before ASB | 2-2 | 3.16 | 7 | 37.0 | 33 | 13 | | | | | | | |
| After ASB | — | — | — | — | — | — | | | | | | | |

DRAVECKY'S CAREER TRANSACTIONS

- Selected by Pittsburgh in 21st round of June, 1978 draft; signed by scout Jon Neiderer.
- Traded to San Diego for Bobby Mitchell (of), April 5, 1981.
- Traded to San Francisco with Craig Lefferts (p) and Kevin Mitchell (if) for Chris Brown (if), Keith Comstock (p), Mark Davis (p) and Mark Grant (p), July 4, 1987.
- On disabled list May 3-28, 1988 with stiffness in left shoulder.
- On disabled list May 29, 1988 through remainder of the season due to arthroscopic surgery on left shoulder (included rehabilitation assignment to Phoenix, August 10-19, 1988).

DAVE DRAVECKY'S CAREER HIGHS

LOW-HIT GAME: 1-hitter, July 30, 1984 at Los Angeles (with San Diego).
MOST STRIKEOUTS: 11, May 21, 1986 vs. Philadelphia (with San Diego).
MOST INNINGS PITCHED—STARTER: 11, June 18, 1983 vs. Houston (with San Diego).
MOST INNINGS PITCHED—RELIEVER: 4.2, July 15, 1982 vs. Houston (with San Diego).
LONGEST WINNING STREAK: 5, April 16-May 13, 1983 (with San Diego).
LONGEST LOSING STREAK: 4, (twice)—last: August 26, 1986-April 13, 1987 (with San Diego).



SCOTT GARRELTS (RHP)

NICKNAME: Scotty
BIRTHDATE: October 30, 1961
1989 OPENING DAY AGE: 27
BIRTHPLACE: Urbana, Illinois
BATS: Right **THROWS:** Right
HEIGHT: 6-4 **WEIGHT:** 205
M.L. SERVICE: 4 years, 142 days
HOW OBTAINED: Giants #1 selection in June, 1979 Free Agent Draft
CONTRACT STATUS: Signed through 1989

1988 SEASON led the staff in saves (13) for the fourth consecutive season . . . equalled his career high of 13 saves set in 1985 . . . is fifth on the Giants all-time save list with 48 . . . led the club in games with 65 (ninth in the NL) . . . picked up three saves in three consecutive games August 18-20 . . . allowed only four earned runs in his last 32.2 innings (1.10 ERA) over his last 20 games . . . had four saves and two wins during that period . . .

PRO CAREER in his five-year ML career, he has fanned 496 batters in 564.1 innings (7.7 per nine innings) **1987**—finished in double figures in wins (11) and saves (12) for the second straight season . . . led all NL relievers with 127 strikeouts (second in ML, one behind Toronto's Tom Henke) and tied for the league lead with 11 relief wins with Don Robinson . . . held opponents to a .192 batting average against him (best in the NL) and finished with a strikeout ratio of 10.7 per nine innings . . . posted a 5-1, 2.67 record in 17 appearances from the All-Star break to September 1 . . . was on the verge of earning his 13th save September 1 vs. Montreal, when he broke the tip of his right middle finger fielding a line drive off the bat of Jeff Reed . . . missed 22 games, but was able to make five appearances before the playoffs . . . **POST-SEASON**—pitched in games #1 & 7 during the NLCS . . . struck out two in one perfect inning of work in game #1 . . . **1986**—began the year as a starter before being moved back to the bullpen July 6 . . . led the staff in saves (ten) and was second with 13 wins, 3.11 ERA (9th in NL) and 125 strikeouts . . . made 18 starts, posting a 5-7, 3.53 record with two complete games . . . tossed a three-hitter vs. San Diego April 18, winning 6-1 . . . picked up five wins and four saves without a loss in his first 16 relief appearances of the year . . . opponents hit .217 against him, the tenth lowest average in the NL (100 innings minimum) . . . posted an 8-2, 2.29 mark

with ten saves in his 35 relief appearances . . . was 10-for-16 in save opportunities . . . hit his first ML home run September 5 at Montreal, a three-run shot off Bert Roberge . . . **1985** — only Giant selected to the National League All-Star team . . . led the staff in wins (nine), saves (13) and ERA (2.30) . . . finished third in the league with 74 appearances . . . twice honored as the NL Player of the Week, May 6-12 and July 1-7 . . . Rolands Relief Man Award winner for August with 3-0 record and four saves . . . became the second reliever in S.F. history to strikeout 100 or more in a season, Mark Davis was the first earlier in 1985 . . . saved 13 of his 19 opportunities . . . opposing hitters hit .203 against him . . . had a 24-inning scoreless streak from May 29-June 30 . . . had a remarkable 0.99 ERA through his first 50 games . . . picked up his first ML save April 14 at Los Angeles . . . **1984** — started season in Phoenix and was recalled May 7 . . . made 12 appearances before being optioned back to Phoenix June 26 . . . earned recall September 3 and appeared in nine more games . . . was 2-3, 2.97 in 18 relief games . . . **1983** — threw a no-hitter for Phoenix against Tacoma (August 20) . . . recalled September 1 . . . earned the win in his first ML start, throwing eight innings vs. Atlanta September 7 . . . tossed his only ML shutout, a five-hitter in Houston September 25 . . . **1982** — set a Shreveport record with 159 K's in 151 innings . . . earned first ML promotion in September . . . fanned the side against the Dodgers in his October 2 ML debut . . . **1981** — struck out 73 in 71 innings at Shreveport . . . **1980** — led Midwest League in strikeouts (159) and tied for lead in games started (27) . . .

PERSONAL . . . was 16-4 in his career at Buckley-Loda High in Buckley, Illinois . . . once fanned 22 batters in a seven-inning game (1978) . . . as a senior, he was the school's MVP in baseball, basketball and track . . . graduated in 1979 . . . hobbies are golf, basketball and hunting . . . married (Kathy Mixon, December 18, 1982) . . . resides in Shreveport, Louisiana.

Scott William Garrelts

| Year | Club | W-L | ERA | G | GS | CG | SHO | SV | IP | H | R | ER | BB | SO |
|------|---------------|-------|-------|-----|----|----|-----|----|-------|-----|-----|-----|-----|-----|
| 1979 | Great Falls | 1-4 | 5.86 | 8 | 8 | 0 | 0 | 0 | 43.0 | 45 | 37 | 28 | 40 | 26 |
| 1980 | Clinton | 11-11 | 3.89 | 27 | 27 | 3 | 0 | 0 | 176.0 | 155 | 98 | 76 | 149 | 159 |
| 1981 | Shreveport | 3-8 | 4.44 | 14 | 13 | 1 | 0 | 0 | 71.0 | 56 | 43 | 35 | 43 | 73 |
| 1982 | Shreveport | 9-10 | 3.81 | 27 | 27 | 8 | 1 | 0 | 151.1 | 131 | 76 | 64 | 90 | 159 |
| | San Francisco | 0-0 | 13.50 | 1 | 0 | 0 | 0 | 0 | 2.0 | 3 | 3 | 3 | 2 | 4 |
| 1983 | Phoenix | 5-5 | 4.61 | 21 | 20 | 2 | 1 | 0 | 97.2 | 86 | 64 | 50 | 81 | 89 |
| | San Francisco | 2-2 | 2.52 | 5 | 5 | 1 | 1 | 0 | 35.2 | 33 | 11 | 10 | 19 | 16 |
| 1984 | Phoenix | 5-7 | 5.90 | 21 | 19 | 2 | 1 | 0 | 97.2 | 97 | 75 | 64 | 82 | 69 |
| | San Francisco | 2-3 | 5.65 | 21 | 3 | 0 | 0 | 0 | 43.0 | 45 | 33 | 27 | 34 | 32 |
| 1985 | San Francisco | 9-6 | 2.30 | 74 | 0 | 0 | 0 | 13 | 105.2 | 76 | 37 | 27 | 58 | 106 |
| 1986 | San Francisco | 13-9 | 3.11 | 53 | 18 | 2 | 0 | 10 | 173.2 | 144 | 65 | 60 | 74 | 125 |
| 1987 | San Francisco | 11-7 | 3.22 | 64 | 0 | 0 | 0 | 12 | 106.1 | 70 | 41 | 38 | 55 | 127 |
| 1988 | San Francisco | 5-9 | 3.58 | 65 | 0 | 0 | 0 | 13 | 98.0 | 80 | 42 | 39 | 46 | 86 |
| M.L. | Totals | 42-36 | 3.25 | 283 | 26 | 3 | 1 | 48 | 564.1 | 451 | 232 | 204 | 288 | 496 |

| M.L. Batting | AVG. | AB | H | 2B | 3B | HR | RBI |
|--------------|------|----|----|----|----|----|-----|
| -1988 | .077 | 13 | 1 | 0 | 0 | 0 | 0 |
| -Lifetime | .167 | 96 | 16 | 3 | 0 | 1 | 8 |

Last Home Run: September 5, 1986 at Montreal (Bert Roberge) GW-RBIs: Career Total (0)

ALL-STAR GAME RECORD

| Year | Club, Site | W-L | ERA | G | GS | CG | SHO | SV | IP | H | R | ER | BB | SO |
|------|---------------|-----|-----|---|----|----|-----|----|----|---|---|----|----|----|
| 1985 | NL, Minnesota | | | | | | | | | | | | | |

— Did not pitch —

LEAGUE CHAMPIONSHIP SERIES RECORD

| Year | Club | W-L | ERA | G | GS | CG | SHO | SV | IP | H | R | ER | BB | SO |
|------|--------------|-----|------|---|----|----|-----|----|-----|---|---|----|----|----|
| 1987 | SF vs. St.L. | 0-0 | 6.75 | 2 | 0 | 0 | 0 | 0 | 2.2 | 2 | 2 | 2 | 4 | 4 |

CAREER VS. THE NATIONAL LEAGUE

| | W-L | ERA | G | IP | H | ER | | W-L | ERA | G | IP | H | ER |
|---------------|-------|------|-----|-------|-----|-----|--------------|-------|------|-----|-------|-----|----|
| Atlanta | 7-3 | 3.78 | 39 | 69.0 | 51 | 29 | Chicago | 6-2 | 3.73 | 24 | 50.2 | 35 | 21 |
| Cincinnati | 2-6 | 4.11 | 33 | 61.1 | 53 | 28 | Montreal | 3-4 | 2.83 | 18 | 47.2 | 35 | 15 |
| Houston | 3-4 | 1.74 | 24 | 93.0 | 53 | 18 | New York | 5-1 | 2.27 | 18 | 31.2 | 27 | 8 |
| Los Angeles | 3-6 | 4.93 | 33 | 65.2 | 59 | 36 | Philadelphia | 3-2 | 2.17 | 23 | 37.1 | 28 | 9 |
| San Diego | 2-4 | 2.47 | 34 | 73.0 | 59 | 20 | Pittsburgh | 2-3 | 3.77 | 18 | 28.2 | 24 | 12 |
| San Francisco | — | — | — | — | — | — | St. Louis | 6-1 | 1.98 | 19 | 36.1 | 27 | 8 |
| N.L. WEST | 17-23 | 3.55 | 163 | 332.0 | 275 | 131 | N.L. EAST | 25-13 | 2.83 | 120 | 232.1 | 176 | 73 |

CAREER SAVES vs. NL: Atl (11); Chi (3); Cn (4); LA (4); Mon (2); NY (2); Phi (7); Pit (7); StL (1); SD (6).

GARRELTS *continued*

1988 PITCHING BREAKDOWN

| | W-L-S | ERA | G | IP | H | ER |
|-------------|--------|------|----|------|----|----|
| Season | 5-9-13 | 3.58 | 65 | 980 | 80 | 39 |
| Candlestick | 1-7-9 | 4.20 | 31 | 450 | 36 | 21 |
| Road | 4-2-4 | 3.06 | 34 | 530 | 44 | 18 |
| Day | 4-2-9 | 2.41 | 30 | 410 | 26 | 11 |
| Night | 1-7-4 | 4.42 | 35 | 570 | 54 | 28 |
| Starter | — | — | — | — | — | — |
| Reliever | 5-9-13 | 3.58 | 65 | 980 | 80 | 39 |
| April | 1-1-1 | 4.30 | 9 | 14.2 | 9 | 7 |
| May | 0-2-1 | 3.31 | 13 | 16.1 | 15 | 6 |
| June | 0-1-3 | 7.13 | 10 | 17.2 | 20 | 14 |
| July | 2-1-4 | 4.73 | 12 | 13.1 | 10 | 7 |
| August | 2-2-4 | 0.83 | 12 | 21.2 | 7 | 2 |
| Sept./Oct. | 0-2-0 | 1.88 | 9 | 14.1 | 19 | 3 |
| Before ASB | 1-4-7 | 4.76 | 35 | 510 | 45 | 27 |
| After ASB | 4-5-6 | 2.30 | 30 | 470 | 35 | 12 |

| | W-L-S | ERA | G | IP | H | ER |
|-----------|-------|------|----|------|----|----|
| Vs. Atl. | 1-0-5 | 2.00 | 8 | 9.0 | 8 | 2 |
| Cin. | 0-1-0 | 6.43 | 7 | 14.0 | 15 | 10 |
| Hou. | 0-3-0 | 3.95 | 5 | 13.2 | 12 | 6 |
| L.A. | 0-1-0 | 4.36 | 8 | 10.1 | 8 | 5 |
| S.D. | 1-1-1 | 3.11 | 7 | 8.2 | 7 | 3 |
| N.L. WEST | 2-6-6 | 4.20 | 35 | 55.2 | 50 | 26 |
| Chi. | 0-1-2 | 9.00 | 8 | 7.0 | 10 | 7 |
| Mon. | 0-2-0 | 3.72 | 4 | 9.2 | 8 | 4 |
| N.Y. | 1-0-1 | 0.00 | 2 | 2.1 | 1 | 0 |
| Phi. | 1-0-3 | 0.84 | 8 | 10.2 | 5 | 1 |
| Pit. | 0-0-1 | 0.00 | 3 | 5.2 | 0 | 0 |
| St. L. | 1-0-0 | 1.29 | 5 | 7.0 | 6 | 1 |
| N.L. EAST | 3-3-7 | 2.76 | 30 | 42.1 | 30 | 13 |

GARRELTS' CAREER TRANSACTIONS

- Selected by San Francisco in 1st round (15th player selected) in June, 1979 draft; signed by scout Richard Klaus.
- On disabled list, July 15-August 16, 1981 with tendinitis in right shoulder.
- On disabled list, May 12-June 6, 1983 and July 8-24, 1983 with sore right shoulder.

SCOTT GARRELTS' CAREER HIGHS

LOW-HIT GAME: 3-hitter, April 18, 1986 vs. San Diego
MOST STRIKEOUTS: 9, May 13, 1984 vs. Montreal (8 ip in relief);
 7, May 22, 1985 at Philadelphia (3 ip in relief)
MOST INNINGS PITCHED—
STARTER: 9, (4 times)—last, June 11, 1986 vs. Atlanta
RELIEVER: 8, May 13, 1984 vs. Montreal
LONGEST WINNING STREAK: 6, July 4-August 29, 1985
LONGEST LOSING STREAK: 3, June 2-September 19, 1984

1989 MILESTONES

BRETT BUTLER NEEDS:

- 18 RBIs for 300
- 24 stolen bases for 300

WILL CLARK NEEDS:

- 59 RBIs for 300
- 58 hits for 500
- 25 home runs for 100

KELLY DOWNS NEEDS:

- 81 strikeouts for 400
- 58 innings for 500

SCOTT GARRELTS NEEDS:

- 4 strikeouts for 500

ATLEE HAMMAKER NEEDS:

- 29 games for 200
- 14 strikeouts for 550

MIKE KRUKOW NEEDS:

- 40 strikeouts for 1500
- 86 strikeouts to move into 5th place on the S.F. list

MIKE LaCOSS NEEDS:

- 36 innings for 1500
- 14 strikeouts for 650

CRAIG LEFFERTS NEEDS:

- 49 strikeouts for 400

CANDY MALDONADO NEEDS:

- 13 hits for 500
- 9 RBIs for 300

KEVIN MITCHELL NEEDS:

- 6 RBIs for 200
- 49 hits for 400

JOE PRICE NEEDS:

- 9 strikeouts for 550
- 44 innings for 800

RICK REUSCHEL NEEDS:

- 6 wins for 200
- 49 strikeouts for 1900
- 37 starts for 400

DON ROBINSON NEEDS:

- 27 strikeouts for 1000
- 78.1 innings for 1500

CHRIS SPEIER NEEDS:

- 50 hits for 1800
- 16 games to move into 5th place on the S.F. list



ATLEE HAMMAKER (LHP)

NICKNAME: Hammer

BIRTHDATE: January 24, 1958

1989 OPENING DAY AGE: 31

BIRTHPLACE: Carmel, California

BATS: Both **THROWS:** Left

HEIGHT: 6-2 **WEIGHT:** 200

M.L. SERVICE: 7 years, 57 days

HOW OBTAINED: Acquired from the Kansas City Royals with Renie Martin, Craig Chamberlain and Brad Wellman in exchange for Vida Blue and Bob Tufts, March 30, 1982

CONTRACT STATUS: Signed through 1989

1988 SEASON started the season in the bullpen and earned his first Major League save at San Diego April 15 . . . posted a 4-2, 4.11 record in 26 games as a reliever and saved five of his six opportunities . . . made three starts in June before returning to the pen . . . entered the rotation for good July 23 . . . hurled his first CG against Houston August 1, a 4-1 victory over Nolan Ryan . . . 10 days later pitched a 6-0, five-hit shutout against Ryan for his first shutout in three years . . . ended the season with a 6-1 complete game victory over Cincinnati . . . is now 31-15, 2.99 in 85 career games at Candlestick (157 er, 472 ip) . . .

PRO CAREER **1987**—rebounded with a good year after missing the entire 1986 season due to his second rotator cuff surgery . . . finished tenth in the NL with a 3.58 ERA . . . started the season on the disabled list while still recovering from the surgery . . . spent April with Phoenix and Shreveport on injury rehabilitation . . . threw a four-hit, 5-2 complete-game win vs. Cincinnati August 8 . . . in his ten losses, the Giants scored just 19 runs . . . allowed three earned runs or less in 21 of his 27 starts . . . 7-0 mark in his last ten starts at home . . . **POST-SEASON**—started games #3 & 7 in the NLCS . . . suffered the 6-0 loss in game #7 to Danny Cox at St. Louis . . . **1986**—spent the entire season on the disabled list . . . pitched only one Spring Training game . . . underwent surgery to shave the rotator cuff muscle April 30 . . . also had arthroscopic surgery to remove torn cartilage from his left knee July 16 . . . **1985**—turned in a full season after coming back from two arm surgeries in 1984 . . . was 3-6 despite a fine 2.98 ERA through his first 13 starts . . . tossed a four-hit shutout June 17 vs. Cincinnati, winning 4-0 . . . **1984**—an injury-plagued year as he had surgery to repair a torn rotator cuff prior to the season . . . made 1984 debut June 26 . . . made five starts before going on the disabled list (August 4-September 1) with bone spurs in his left arm . . . made one more start before undergoing surgery September 21 to remove the bone spurs . . . **1983**—National League All-Star . . . first Giant to lead the NL in ERA (2.25) since Juan Marichal in 1969 . . . led league in control (1.67 walks per nine innings) . . . fanned career high 14 Astros September 11 . . . was on disabled list from July 26-August 21 . . . **1982**—first season with Giants . . . walked only 28 in 175 innings . . . second on staff in wins (12), complete games (four) and innings (175) . . . **1981**—eighth in the American Association in ERA (3.64) . . . made his ML debut with Kansas City in the second half . . . got first ML win September 15 at California . . . **1980**—second on Jacksonville staff in wins (eight) . . . **1979**—limited to two starts due to a shoulder injury, won both . . .

PERSONAL baseball and basketball star for Mount Vernon High School in Alexandria, Virginia . . . High School All-American in basketball . . . graduated in 1976 and went on to East Tennessee State University on a basketball scholarship . . . pitched three no-hitters in college . . . in 1978 he pitched for the U.S. team in the World Amateur Baseball Tourney in Italy . . . mother is a native of Kyoto, Japan . . . married (Jenny, September 8, 1979) . . . two daughters (Erica and Jenna) . . . lives in Foster City, California.

HAMMAKER continued

Charlton Allee Hammaker

| Year | Club | W-L | ERA | G | GS | CG | SHO | SV | IP | H | R | ER | BB | SO |
|------|---------------|------------------------------|------|-----|-----|----|-----|----|-------|-----|-----|-----|-----|-----|
| 1979 | Sarasota | 1-0 | 1.80 | 1 | 1 | 0 | 0 | 0 | 5.0 | 3 | 1 | 1 | 1 | 6 |
| | Ft. Myers | 1-0 | 1.80 | 1 | 1 | 0 | 0 | 0 | 5.0 | 9 | 5 | 1 | 0 | 5 |
| 1980 | Jacksonville | 8-9 | 3.35 | 20 | 20 | 6 | 1 | 0 | 137.0 | 131 | 64 | 51 | 37 | 88 |
| 1981 | Omaha | 11-5 | 3.64 | 21 | 21 | 8 | 1 | 0 | 146.0 | 147 | 70 | 59 | 40 | 63 |
| | Kansas City | 1-3 | 5.54 | 10 | 6 | 0 | 0 | 0 | 39.0 | 44 | 24 | 24 | 12 | 11 |
| 1982 | Phoenix | 0-1 | 6.35 | 1 | 1 | 0 | 0 | 0 | 5.2 | 13 | 5 | 4 | 2 | 6 |
| | San Francisco | 12-8 | 4.11 | 29 | 27 | 4 | 1 | 0 | 175.0 | 189 | 86 | 80 | 28 | 102 |
| 1983 | San Francisco | 10-9 | 2.25 | 23 | 23 | 8 | 3 | 0 | 172.1 | 147 | 57 | 43 | 32 | 127 |
| 1984 | Phoenix | 0-1 | 4.50 | 2 | 2 | 0 | 0 | 0 | 8.0 | 14 | 7 | 4 | 2 | 5 |
| | San Francisco | 2-0 | 2.18 | 6 | 6 | 0 | 0 | 0 | 33.0 | 32 | 10 | 8 | 9 | 24 |
| 1985 | San Francisco | 5-12 | 3.74 | 29 | 29 | 1 | 1 | 0 | 170.2 | 161 | 81 | 71 | 47 | 100 |
| 1986 | San Francisco | (did not play-disabled list) | | | | | | | | | | | | |
| 1987 | Phoenix | 1-2 | 4.15 | 3 | 3 | 0 | 0 | 0 | 17.1 | 19 | 9 | 8 | 6 | 8 |
| | Shreveport | 0-1 | 1.29 | 1 | 1 | 0 | 0 | 0 | 7.0 | 6 | 2 | 1 | 0 | 3 |
| | San Francisco | 10-10 | 3.58 | 31 | 27 | 2 | 0 | 0 | 168.1 | 159 | 73 | 67 | 57 | 107 |
| 1988 | San Francisco | 9-9 | 3.73 | 43 | 17 | 3 | 1 | 5 | 144.2 | 136 | 68 | 60 | 41 | 65 |
| N.L. | Totals | 48-48 | 3.43 | 161 | 129 | 18 | 6 | 5 | 864.0 | 824 | 375 | 329 | 214 | 525 |
| A.L. | Totals | 1-3 | 5.54 | 10 | 6 | 0 | 0 | 0 | 39.0 | 44 | 24 | 24 | 12 | 11 |
| M.L. | Totals | 49-51 | 3.52 | 171 | 135 | 18 | 6 | 5 | 903.0 | 868 | 399 | 353 | 226 | 536 |

| M.L. Batting | AVG. | AB | H | 2B | 3B | HR | RBI |
|--------------|------|-----|----|----|----|----|-----|
| —1988 | .121 | 33 | 4 | 0 | 0 | 0 | 0 |
| —Lifetime | .102 | 266 | 27 | 0 | 0 | 0 | 7 |

Last Home Run: None GW-RBIs: Career Total (0)

ALL-STAR GAME RECORD

| Year | Club, Site | W-L | ERA | G | GS | CG | SHO | SV | IP | H | R | ER | BB | SO |
|------|-------------------|-----|-------|---|----|----|-----|----|-----|---|---|----|----|----|
| 1983 | N.L. Chicago (AL) | 0-0 | 94.03 | 1 | 0 | 0 | 0 | 0 | 0.2 | 6 | 7 | 7 | 1 | 0 |

LEAGUE CHAMPIONSHIP SERIES RECORD

| Year | Club | W-L | ERA | G | GS | CG | SHO | SV | IP | H | R | ER | BB | SO |
|------|----------------|-----|------|---|----|----|-----|----|-----|----|---|----|----|----|
| 1987 | S.F. vs. St.L. | 0-1 | 7.88 | 2 | 2 | 0 | 0 | 0 | 8.0 | 12 | 7 | 7 | 0 | 7 |

CAREER VS. THE NATIONAL LEAGUE

| | W-L | ERA | G | IP | H | ER | | W-L | ERA | G | IP | H | ER |
|---------------|-------|------|----|-------|-----|-----|--------------|-------|------|----|-------|-----|-----|
| Atlanta | 3-3 | 5.60 | 12 | 62.2 | 81 | 39 | Chicago | 5-5 | 2.30 | 15 | 78.1 | 72 | 20 |
| Cincinnati | 8-4 | 2.17 | 20 | 116.0 | 86 | 28 | Montreal | 4-2 | 2.00 | 9 | 45.0 | 43 | 10 |
| Houston | 8-10 | 3.71 | 21 | 126.0 | 118 | 52 | New York | 3-5 | 3.92 | 13 | 64.1 | 70 | 28 |
| Los Angeles | 1-2 | 2.85 | 8 | 53.2 | 51 | 17 | Philadelphia | 7-4 | 3.21 | 14 | 84.1 | 68 | 30 |
| San Diego | 3-8 | 4.62 | 19 | 97.1 | 106 | 50 | Pittsburgh | 3-2 | 2.89 | 12 | 56.1 | 53 | 18 |
| San Francisco | — | — | — | — | — | — | St. Louis | 3-3 | 3.71 | 18 | 80.1 | 76 | 33 |
| N.L. WEST | 23-27 | 3.67 | 80 | 455.2 | 442 | 186 | N.L. EAST | 25-21 | 3.15 | 81 | 408.1 | 382 | 143 |

1988 PITCHING BREAKDOWN


| | W-L | ERA | G | IP | H | ER | | W-L-S | ERA | G | IP | H | ER |
|-------------|-----|------|----|-------|-----|----|-----------|-------|-------|----|------|----|----|
| Season | 9-9 | 3.73 | 43 | 144.2 | 136 | 60 | Vs. All. | 1-1-0 | 6.23 | 2 | 8.2 | 13 | 6 |
| Candlestick | 5-5 | 3.49 | 25 | 85.0 | 76 | 33 | Cin. | 1-1-1 | 2.88 | 6 | 25.0 | 21 | 8 |
| Road | 4-4 | 4.07 | 18 | 59.2 | 60 | 27 | Hou. | 3-1-0 | 0.87 | 5 | 31.0 | 18 | 3 |
| Day | 1-2 | 4.83 | 15 | 41.0 | 38 | 22 | L.A. | 0-1-0 | 3.78 | 3 | 16.2 | 14 | 7 |
| Night | 8-7 | 3.30 | 28 | 103.2 | 98 | 38 | S.D. | 0-0-1 | 5.28 | 5 | 15.1 | 18 | 9 |
| Starter | 5-7 | 3.56 | 17 | 98.2 | 89 | 39 | N.L. WEST | 5-4-2 | 3.07 | 21 | 96.2 | 84 | 33 |
| Reliever | 4-2 | 4.11 | 26 | 46.0 | 47 | 21 | | | | | | | |
| April | 1-0 | 3.86 | 9 | 18.2 | 19 | 8 | Chi. | 1-1-1 | 2.16 | 5 | 8.1 | 9 | 2 |
| May | 2-0 | 2.50 | 11 | 18.0 | 15 | 5 | Mon. | 0-1-0 | 9.00 | 3 | 3.0 | 8 | 3 |
| June | 1-1 | 6.75 | 5 | 17.1 | 24 | 13 | N.Y. | 0-1-2 | 11.11 | 3 | 5.2 | 9 | 7 |
| July | 0-2 | 4.00 | 6 | 18.0 | 14 | 8 | Phi. | 1-1-0 | 3.21 | 3 | 14.0 | 11 | 5 |
| August | 3-3 | 3.53 | 6 | 35.2 | 34 | 14 | Pit. | 0-1-0 | 10.50 | 4 | 6.0 | 10 | 7 |
| Sept.-Oct. | 2-3 | 2.92 | 6 | 37.0 | 30 | 12 | St. L. | 2-0-0 | 2.46 | 4 | 11.0 | 5 | 3 |
| Before ASB | 4-3 | 4.71 | 28 | 57.1 | 64 | 30 | N.L. EAST | 4-5-3 | 5.06 | 22 | 48.0 | 52 | 27 |
| After ASB | 5-6 | 3.09 | 15 | 87.1 | 72 | 30 | | | | | | | |

ATLEE HAMMAKER'S CAREER HIGHS

LOW-HIT GAME: 2-hitter, April 17, 1983 vs. Cincinnati;
3-hitter, April 23, 1983 at Chicago.
MOST STRIKEOUTS: 14, September 11, 1983 vs. Houston.
MOST INNINGS PITCHED—
STARTER: 10, June 24, 1982 at Houston.
RELIEVER: 5, May 9, 1987 vs. Pittsburgh.
LONGEST WINNING STREAK: 4, April 17-May 15, 1983.
LONGEST LOSING STREAK: 5, July 21-September 6, 1983.

HAMMAKER'S CAREER TRANSACTIONS

- Selected by Kansas City in 1st round (21st player selected) in June, 1979 draft; signed by scout Gary Blaylock.
- On disabled list, July 6-October 26, 1979 with muscle strain in left shoulder blade.
- On disabled list, August 3-22, 1980 with recurrence of shoulder injury.
- Traded to San Francisco with Craig Chamberlain (p), Renie Martin (p) and a player to be named later (Brad Wellman) for Vida Blue (p) and Bob Tufts (p), March 30, 1982.
- On disabled list, July 26-August 21, 1983 with sore left shoulder.
- On disabled list, April 2-June 26, 1984 following rotator cuff surgery (included rehabilitation assignment to Phoenix, June 16-25).
- On disabled list, August 4-September 1, 1984 with bone spurs in left elbow.
- On disabled list, April 7-October 5, 1986 due to rotator cuff surgery.
- On disabled list, April 2-30, 1987, recovering from 1986 surgery (included rehabilitation assignment to Phoenix and Shreveport, April 11-30).
- Granted free agency, November 4, 1987; re-signed with San Francisco, January 8, 1988.



CHARLIE HAYES (IF)

BIRTHDATE: May 29, 1965

1989 OPENING DAY AGE: 23

BIRTHPLACE: Hattiesburg, Mississippi

BATS: Right **THROWS:** Right

HEIGHT: 6-0 **WEIGHT:** 195

M.L. SERVICE: 27 days

HOW OBTAINED: Giants #4 selection in June, 1983 Draft

CONTRACT STATUS: Signed through 1989

1988 SEASON earned a September promotion after hitting a career-high .307 with seven HRs and 71 RBIs in 131 games with Phoenix . . . was recalled Sept. 3 . . . made his ML debut Sept. 11 vs. Houston, starting in left field . . . picked up his first ML hit off Jim Deshaies Sept. 17 at Houston . . . appeared in seven games with the Giants, starting two in LF . . .

PRO CAREER **1987**—surpassed his career marks with 148 hits, 33 doubles, 14 home runs and 75 RBIs . . . led all Texas League third basemen in fielding percentage (.934), games (119) and total chances (334) . . . led Shreveport in nearly every offensive category: games (128), at-bats (487), runs (66), hits, total bases (229), homers, RBIs and with 13 GW-RBIs (second most in the league) . . . **1986**—struggled in his first year at Shreveport, hitting .247 in 121 games . . . **1985**—played with the California League champion Fresno Giants . . . led the CL with a .949 fielding percentage, committing just 18 errors in 131 games . . . also led CL third basemen with 100 putouts . . . voted Fresno's "Most Popular Player" by the fans . . . **1984**—was Clinton's (A) regular third baseman . . . hit .245 and drove in 51 runs . . . hit .299 in 24 games in the Arizona Instructional League . . . **1983**—played in 34 games with Great Falls (R) after signing in June . . .

PERSONAL was a member of the Hattiesburg, Mississippi team that reached the Little League World Series in Williamsport, Pennsylvania . . . played against Dwight Gooden in the 1977 Little League regional playoffs in St. Petersburg, Florida . . . played baseball, football and basketball at Forrest County Agricultural High in Brooklyn, Mississippi . . . was named All-State in baseball and basketball in 1983 . . . hobbies include dancing, swimming and hunting . . . married (Gelinda Jackson, January 2, 1986) . . . one son (Charles, Jr., November 26, 1983) . . . lives in Brooklyn, Mississippi.

HAYES continued

Charles Dewayne Hayes

| Year | Club | AVG. | G | AB | R | H | 2B | 3B | HR | RBI | BB | SD | SB |
|------|---------------|------|-----|-----|----|-----|----|----|----|-----|----|-----|----|
| 1983 | Great Falls | .261 | 34 | 111 | 9 | 29 | 4 | 2 | 0 | 9 | 7 | 26 | 1 |
| 1984 | Clinton | .245 | 116 | 392 | 41 | 96 | 17 | 2 | 2 | 51 | 34 | 110 | 4 |
| 1985 | Fresno | .283 | 131 | 467 | 73 | 132 | 17 | 2 | 4 | 68 | 56 | 95 | 7 |
| 1986 | Shreveport | .247 | 121 | 434 | 52 | 107 | 23 | 2 | 5 | 45 | 28 | 83 | 1 |
| 1987 | Shreveport | .304 | 128 | 487 | 66 | 148 | 33 | 3 | 14 | 75 | 26 | 76 | 5 |
| 1988 | Phoenix | .307 | 131 | 492 | 71 | 151 | 26 | 4 | 7 | 71 | 34 | 91 | 4 |
| | San Francisco | .091 | 7 | 11 | 0 | 1 | 0 | 0 | 0 | 0 | 0 | 3 | 0 |
| M.L. | Totals | .091 | 7 | 11 | 0 | 1 | 0 | 0 | 0 | 0 | 0 | 3 | 0 |


GW-RBIs: Career Total (0)

1988 & CAREER vs. THE NATIONAL LEAGUE

| | AVG. | AB | H | HR | RBI | | AVG. | AB | H | HR | RBI |
|-------------|------|----|---|----|-----|--------------|------|----|---|----|-----|
| Atlanta | — | — | — | — | — | Chicago | — | — | — | — | — |
| Cincinnati | .000 | 1 | 0 | 0 | 0 | Montreal | — | — | — | — | — |
| Houston | .125 | 8 | 1 | 0 | 0 | New York | — | — | — | — | — |
| Los Angeles | .000 | 2 | 0 | 0 | 0 | Philadelphia | — | — | — | — | — |
| San Diego | — | — | — | — | — | Pittsburgh | — | — | — | — | — |
| S.F. | — | — | — | — | — | St. Louis | — | — | — | — | — |
| N.L. WEST | .091 | 11 | 1 | 0 | 0 | N.L. EAST | — | — | — | — | — |

HAYES' CAREER TRANSACTIONS

- Selected by San Francisco in 4th round of June, 1983 draft; signed by scout Ken Parker.
- On disabled list, July 20, 1983 through remainder of season with an injured right knee.



TRACY JONES (OF)

BIRTHDATE: March 31, 1961

1989 OPENING DAY AGE: 28

BIRTHPLACE: Hawthorne, California

BATS: Right **THROWS:** Right

HEIGHT: 6-3 **WEIGHT:** 220

M.L. SERVICE: 3 years

HOW OBTAINED: Acquired from the Montreal Expos for Mike Aldrete, December 8, 1988

CONTRACT STATUS: Signed through 1989

1988 SEASON started the year with Cincinnati, platooning in right field with Paul O'Neill . . . disabled twice during his stay with the Reds (May 5-22 and May 26-June 20) due to a sprained left knee . . . went three for six during a two game rehabilitation option to Nashville (AAA) . . . played 37 games for Cincinnati before being traded with Pat Pacillo to Montreal for Herm Winningham, Jeff Reed and Randy St. Claire on July 13 . . . picked up four singles against the Cubs July 27 . . . hit safely in 11 straight games from August 27 through September 9 . . . hit .333 in 53 games for the Expos . . . stole 18 bases in 24 attempts, putting his success rate at .856 (143x167) for his pro career . . . underwent arthroscopic surgery on his left knee for cartilage removal October 4 . . .

PRO CAREER **1987**—played all three outfield positions for the Reds, starting 42 games in left field, 26 in center and 11 in right . . . hit .452 (28x62) in 17 starts during June . . . stole 31 bases in 39 attempts . . . was four for five including a double and a game-winning HR May 29 at Pittsburgh . . . **1986**—made ML debut April 7, starting in left field vs. Philadelphia . . . had four hits including his first ML home run at St. Louis May 20 . . . hit a career-high .349 but played in just 46 games . . . disabled twice (May 23-June 15 with a strained left hamstring, July 17-Sept. 1 with torn fibers and tendons in his left wrist) . . . **1985**—split the season between Vermont (AA) and Den-

ver (AAA) . . . was leading Eastern League with .317 average when promoted . . . voted best baserunner by Eastern League manager after stealing 26 bases in 29 tries . . . stole 20 bases in 21 attempts for Denver, giving him 46 in 50 tries for the year . . . **1984**—moved to outfield full time . . . stole 24 bases in 25 attempts . . . Florida State League All-Star . . . **1983**—began pro career as a third baseman . . .

PERSONAL All-Southern California selection in baseball, basketball and football at Lawndale High School in Hawthorne, California . . . At Loyola Marymount University, hit .391 with 30 RBIs in 35 games before signing after his junior year . . . father (Jim) played in Red Sox farm system . . . brother (Terry) is in the Royals system . . . single . . . lives in Juno Beach, Florida . . .

Tracy Donald Jones

| Year | Club | AVG. | G | AB | R | H | 2B | 3B | HR | RBI | BB | SO | SB |
|------|------------|------|-----|-----|----|-----|----|----|----|-----|----|----|----|
| 1983 | Eugene | .266 | 55 | 203 | 42 | 54 | 12 | 0 | 1 | 26 | 26 | 24 | 14 |
| | Tampa | .271 | 53 | 118 | 27 | 32 | 5 | 3 | 1 | 15 | 10 | 8 | 3 |
| 1984 | Tampa | .309 | 66 | 307 | 50 | 95 | 14 | 3 | 4 | 41 | 32 | 30 | 24 |
| 1985 | Vermont | .317 | 75 | 284 | 40 | 90 | 12 | 3 | 4 | 31 | 26 | 23 | 26 |
| | Denver | .337 | 51 | 205 | 43 | 69 | 12 | 0 | 10 | 31 | 15 | 16 | 20 |
| 1986 | Cincinnati | .349 | 46 | 86 | 16 | 30 | 3 | 0 | 2 | 10 | 9 | 5 | 7 |
| 1987 | Cincinnati | .290 | 117 | 359 | 53 | 104 | 17 | 3 | 10 | 44 | 23 | 40 | 31 |
| 1988 | Cincinnati | .229 | 37 | 83 | 9 | 19 | 1 | 0 | 1 | 9 | 8 | 6 | 9 |
| | Montreal | .333 | 53 | 141 | 20 | 47 | 5 | 1 | 2 | 15 | 12 | 12 | 9 |
| M.L. | Totals | .299 | 253 | 669 | 98 | 200 | 26 | 4 | 15 | 78 | 52 | 63 | 56 |

CAREER vs. THE NATIONAL LEAGUE

| | AVG. | AB | H | HR | RBI | | AVG. | AB | H | HR | RBI |
|-------------|------|-----|-----|----|-----|--------------|------|-----|----|----|-----|
| Atlanta | .397 | 58 | 23 | 2 | 8 | Chicago | .325 | 40 | 13 | 2 | 7 |
| Cincinnati | .231 | 13 | 3 | 0 | 0 | Montreal | .281 | 32 | 9 | 1 | 5 |
| Houston | .305 | 105 | 32 | 3 | 19 | New York | .227 | 75 | 17 | 1 | 5 |
| Los Angeles | .196 | 56 | 11 | 1 | 5 | Philadelphia | .290 | 69 | 20 | 1 | 5 |
| San Diego | .286 | 35 | 10 | 0 | 5 | Pittsburgh | .324 | 37 | 12 | 1 | 7 |
| SF | .301 | 73 | 22 | 0 | 5 | St. Louis | .368 | 76 | 28 | 3 | 7 |
| N.L. WEST | .297 | 340 | 101 | 6 | 42 | N.L. EAST | .301 | 329 | 99 | 9 | 36 |

1988 BATTING BREAKDOWN

| | AVG. | AB | H | HR | RBI | | AVG. | AB | H | HR | RBI |
|------------|------|-----|----|----|-----|-----------|-------|-----|----|----|-----|
| Season | .295 | 224 | 66 | 3 | 24 | Vs. Atl. | .500 | 4 | 2 | 0 | 0 |
| Home | .330 | 103 | 34 | 0 | 8 | Cin | .231 | 13 | 3 | 0 | 0 |
| Road | .264 | 121 | 32 | 3 | 16 | Hou | .200 | 20 | 4 | 0 | 2 |
| Day | .319 | 72 | 23 | 3 | 17 | L.A. | .111 | 9 | 1 | 0 | 0 |
| Night | .283 | 152 | 43 | 0 | 7 | S.D. | .462 | 13 | 6 | 0 | 3 |
| Vs. RHP | .239 | 113 | 27 | 1 | 9 | S.F. | .257 | 35 | 9 | 0 | 2 |
| Vs. LHP | .351 | 111 | 39 | 2 | 15 | N.L. WEST | .266 | 94 | 25 | 0 | 7 |
| April | .279 | 43 | 12 | 0 | 4 | Chi | .563 | 16 | 9 | 1 | 5 |
| May | .333 | 6 | 2 | 0 | 0 | Mon. | 1.000 | 1 | 1 | 0 | 0 |
| June | .222 | 18 | 4 | 0 | 2 | N.Y. | .361 | 36 | 13 | 1 | 4 |
| July | .267 | 45 | 12 | 1 | 3 | Phi | .143 | 21 | 3 | 1 | 5 |
| August | .282 | 39 | 11 | 1 | 4 | Pit | .278 | 18 | 5 | 0 | 3 |
| Sept.-Oct. | .242 | 73 | 25 | 1 | 11 | St. L. | .263 | 38 | 10 | 0 | 0 |
| Before ASB | .229 | 83 | 19 | 1 | 9 | N.L. EAST | .315 | 130 | 41 | 3 | 17 |
| After ASB | .333 | 141 | 47 | 2 | 15 | | | | | | |

JONES' CAREER TRANSACTIONS

- Selected by Cincinnati in the 1st round (secondary phase) of the January, 1983 draft. Signed by Larry Barton, Jr. and Dave Calaway.
- On disabled list May 23-June 15, 1986 with a strained left hamstring.
- On disabled list July 17-Sept. 1, 1986 with torn fibers and tendons in left wrist.
- On disabled list May 5-22, 1988 with sprained left knee.
- On disabled list May 26-June 20 with sprained left knee.
- Acquired by Montreal with Pat Pacillo (p) in exchange for Herm Winningham (of), Jeff Reed (c) and Randy St. Clair (p), July 13, 1988.

FREQUENT FLYERS

The San Francisco Giants will fly 43,728 miles during the 1989 season, the second highest total in the National League, behind the Dodgers' 48,448 miles.



TERRY KENNEDY (C)

BIRTHDATE: June 4, 1956

1989 OPENING DAY AGE: 32

BIRTHPLACE: Euclid, Ohio

BATS: Left **THROWS:** Right

HEIGHT: 6-4 **WEIGHT:** 230

M.L. SERVICE: 9 years, 110 days

HOW OBTAINED: Acquired from the Baltimore Orioles in exchange for Bob Melvin, January 24, 1989

CONTRACT STATUS: Signed through 1989

1988 SEASON the veteran completed his second season in Baltimore . . . split catching duties with Mickey Tettleton, started 75 games behind the plate . . . 85 games played was his lowest since his first full season with the Cards in 1980 . . . has now caught 1,054 games in the 80's, ranking him third behind Gary Carter (1,208) and Bob Boone (1,174) . . . started slowly, hit just .189 (32x171) through games of July 19, but rebounded with a .298 average (28x94) in his last 31 contests . . . was 22x56 (.393) from July 26-Sept. 4, including a .538 (14x26) streak from Aug. 18-Sept. 4 . . . led the O's with a .381 average in August . . . had three hits against Roger Clemens June 18, upping his career mark against the Boston ace to .416 . . . enjoyed the West coast, hit .478 (11x23) in the three AL West coast parks (California, Seattle, Oakland) . . . tied for second in fielding percentage among AL catchers with at least 75 games, made just two errors in 357 chances for a career best .994 mark . . .

PRO CAREER **1987**—first American League campaign after nearly eight seasons in the NL . . . voted the AL's starting catcher in the All Star game, continuing his streak of being named to the mid-season extravaganza in every odd year in the '80s . . . led AL catchers in games (142), starts (135) and assists (58), while making just six errors in 814 chances for a .993 fielding mark . . . hit 18 home runs and drove in 62 . . . **1986**—started 104 of the Padres' first 129 games, but only 10 of their last 32 after giving way to rookie Benito Santiago . . . tied Cincinnati's Kal Daniels for the NL lead in pinch-hit average (Padre record .478, 11x23) . . . **1985**—named to NL All Star squad, replacing an injured Gary Carter . . . had a single in two bats in NL victory at Minnesota . . . four passed balls were fewest in the NL . . . **1984**—led the Major Leagues with 147 games caught . . . batted .301 with four HRs and 11 RBIs in Sept. to help Padres clinch NL pennant . . . was behind the plate for four consecutive shutouts and a 40.2 scoreless inning streak . . . **1983**—won Sporting News Silver Slugger award as the Major's top hitting catcher . . . led NL catchers and finished fifth in the League with 98 RBIs . . . named NL Player of the Month in July (.390, 21 RBIs in 22 games) . . . homered in four consecutive games Sept. 4-7 . . . **1982**—had 40 doubles as a catcher (42 overall) to tie Johnny Bench's 1958 mark for two-base hits by a backstop . . . named Padres' MVP, led team in average (.295), slugging (.486), games (153), hits (166), doubles (42), homers (career-high 21) and GWRBIs (15) . . . seven errors were fewest among NL regular catchers . . . had a pair of two-HR games in September (September 4 vs. Chicago, September 25 at Atlanta) . . . **1981**—hit a career-high .301 . . . **1980**—hit a pair of three-run homers off Tom Seaver and Tom Hume June 20 . . . traded to San Diego after the season as part of an 11-player swap . . . **1979**—recalled from Springfield June 25 to replace an injured Ted Simmons . . . hit first ML homer July 1, a grand slam off Tug McGraw in the first game of a double header versus Philadelphia . . . came back with a pinch-hit, game-winning RBI single in the ninth inning of the nightcap . . . **1977**—hit .590 with seven doubles, two triples and three home runs in 12 games with

Johnson City after St. Louis made him the sixth choice in the June draft, earning a promotion to St. Petersburg . . .

PERSONAL. . . . had outstanding collegiate career at Florida State, where he played for Woody Woodward . . . hit .348 for his career, including .361 with 21 HRs and 63 RBIs in 1976 . . . named 1977 Sporting News College Baseball Player of the Year . . . donated \$5,000 of his signing bonus from the Cardinals to Florida State to improve seating at its baseball field . . . son of Giants' Vice President of Baseball Operations Bob Kennedy . . . married (Teresa) . . . has two daughters (Suzanna, September 19, 1982 and Sarah, February 22, 1984) and one son (Bart, September 21, 1985) . . . resides in San Diego, California.

Terrence Edward Kennedy

| Year | Club | AVG. | G | AB | R | H | 2B | 3B | HR | RBI | BB | SO | SB |
|------|----------------|------|------|------|-----|------|-----|----|-----|-----|-----|-----|----|
| 1977 | Johnson City | .590 | 12 | 39 | 14 | 23 | 7 | 2 | 3 | 15 | 12 | 3 | 0 |
| | St. Petersburg | .247 | 45 | 166 | 22 | 41 | 8 | 0 | 4 | 22 | 25 | 25 | 0 |
| 1978 | Arkansas | .289 | 69 | 239 | 55 | 69 | 14 | 0 | 10 | 54 | 37 | 35 | 1 |
| | Springfield | .330 | 64 | 230 | 35 | 76 | 13 | 0 | 10 | 46 | 33 | 40 | 1 |
| | St. Louis | .172 | 10 | 29 | 0 | 5 | 0 | 0 | 0 | 2 | 4 | 3 | 0 |
| 1979 | Springfield | .293 | 84 | 294 | 35 | 86 | 18 | 1 | 13 | 64 | 32 | 52 | 0 |
| | St. Louis | .284 | 33 | 109 | 11 | 31 | 7 | 0 | 2 | 17 | 6 | 20 | 0 |
| 1980 | St. Louis | .254 | 84 | 248 | 28 | 63 | 12 | 3 | 4 | 34 | 28 | 34 | 0 |
| 1981 | San Diego | .301 | 101 | 382 | 32 | 115 | 24 | 1 | 2 | 41 | 22 | 53 | 0 |
| 1982 | San Diego | .293 | 153 | 562 | 75 | 166 | 42 | 1 | 21 | 97 | 26 | 91 | 1 |
| 1983 | San Diego | .284 | 149 | 549 | 47 | 156 | 27 | 2 | 17 | 98 | 51 | 89 | 1 |
| 1984 | San Diego | .240 | 148 | 530 | 54 | 127 | 16 | 1 | 14 | 57 | 33 | 99 | 1 |
| 1985 | San Diego | .261 | 143 | 532 | 54 | 139 | 27 | 1 | 10 | 74 | 31 | 102 | 0 |
| 1986 | San Diego | .264 | 141 | 432 | 46 | 114 | 22 | 1 | 12 | 57 | 37 | 74 | 0 |
| 1987 | Baltimore | .250 | 143 | 512 | 51 | 128 | 13 | 1 | 18 | 62 | 35 | 112 | 1 |
| 1988 | Baltimore | .228 | 85 | 265 | 20 | 60 | 10 | 0 | 3 | 16 | 15 | 53 | 0 |
| N.L. | Totals | .272 | 962 | 3373 | 347 | 916 | 177 | 10 | 82 | 477 | 238 | 565 | 3 |
| A.L. | Totals | .242 | 228 | 777 | 71 | 188 | 23 | 1 | 21 | 78 | 50 | 165 | 1 |
| M.L. | Totals | .266 | 1190 | 4150 | 418 | 1104 | 200 | 11 | 103 | 555 | 288 | 730 | 4 |

ALL-STAR GAME RECORD

| Year | Club, Site | AVG. | G | AB | R | H | 2B | 3B | HR | RBI | BB | SO | SB |
|------|-----------------|------|---|----|---|----------------|----|----|----|-----|----|----|----|
| 1981 | N.L., Cleveland | .000 | 1 | 1 | 0 | 0 | 0 | 0 | 0 | 0 | 0 | 0 | 0 |
| 1983 | N.L., Chicago | | | | | | | | | | | | |
| | | | | | | —did not play— | | | | | | | |
| 1985 | N.L., Minnesota | .500 | 1 | 2 | 0 | 1 | 0 | 0 | 0 | 1 | 0 | 0 | 0 |
| 1987 | A.L., Oakland | .000 | 1 | 2 | 0 | 0 | 0 | 0 | 0 | 0 | 0 | 1 | 0 |
| ASG | Totals | .200 | 3 | 5 | 0 | 1 | 0 | 0 | 0 | 1 | 0 | 1 | 0 |

LEAGUE CHAMPIONSHIP SERIES RECORD

| Year | Club | AVG. | G | AB | R | H | 2B | 3B | HR | RBI | BB | SO | SB |
|------|--------------|------|---|----|---|---|----|----|----|-----|----|----|----|
| 1984 | S.D. vs. Chi | .222 | 5 | 18 | 2 | 4 | 0 | 0 | 0 | 1 | 1 | 3 | 0 |

WORLD SERIES RECORD

| Year | Club | AVG. | G | AB | R | H | 2B | 3B | HR | RBI | BB | SO | SB |
|------|---------------|------|---|----|---|---|----|----|----|-----|----|----|----|
| 1984 | S.D. vs. Det. | .211 | 5 | 19 | 2 | 4 | 1 | 0 | 1 | 3 | 1 | 1 | 0 |

CAREER vs. THE NATIONAL LEAGUE

| | AVG. | AB | H | HR | RBI | | AVG. | AB | H | HR | RBI |
|-------------|------|------|-----|----|-----|--------------|------|------|-----|----|-----|
| Atlanta | .279 | 370 | 103 | 6 | 41 | Chicago | .288 | 292 | 84 | 10 | 42 |
| Cincinnati | .296 | 366 | 108 | 9 | 56 | Montreal | .231 | 268 | 62 | 5 | 33 |
| Houston | .258 | 391 | 101 | 6 | 40 | New York | .293 | 290 | 85 | 9 | 47 |
| Los Angeles | .235 | 340 | 80 | 10 | 51 | Philadelphia | .292 | 243 | 74 | 7 | 44 |
| San Diego | .200 | 10 | 2 | 0 | 1 | Pittsburgh | .257 | 249 | 64 | 7 | 41 |
| S.F. | .252 | 329 | 83 | 10 | 56 | St. Louis | .306 | 229 | 70 | 3 | 24 |
| N.L. WEST | .264 | 1806 | 477 | 41 | 245 | N.L. EAST | .279 | 1571 | 439 | 41 | 231 |

1988 BATTING BREAKDOWN

| | AVG. | AB | H | HR | RBI | | AVG. | AB | H | HR | RBI |
|---------|------|-----|----|----|-----|------------|------|-----|----|----|-----|
| Season | .228 | 265 | 60 | 3 | 16 | April | .183 | 60 | 11 | 0 | 3 |
| Home | .176 | 136 | 24 | 2 | 8 | May | .154 | 39 | 6 | 0 | 2 |
| Road | .279 | 129 | 36 | 1 | 8 | June | .256 | 43 | 11 | 0 | 1 |
| Day | .266 | 64 | 17 | 0 | 2 | July | .179 | 39 | 7 | 1 | 1 |
| Night | .214 | 201 | 43 | 3 | 14 | August | .381 | 42 | 16 | 2 | 6 |
| Vs. RHP | .226 | 226 | 51 | 2 | 13 | Sept.-Oct. | .214 | 42 | 9 | 0 | 1 |
| Vs. LHP | .231 | 39 | 9 | 1 | 3 | Before ASB | .198 | 162 | 32 | 1 | 9 |
| | | | | | | After ASB | .272 | 103 | 28 | 2 | 7 |

KENNEDY'S CAREER TRANSACTIONS

- Selected by St. Louis in the first round (sixth player selected) in the June, 1977 draft.
- Traded to San Diego with Steve Swisher (c), John Littlefield (p), Al Olmstead (p), Kim Seaman (p), John Urrea (p) and Mike Phillips (if) for Rollie Fingers (p), Bob Shirley (p), Gene Tenace (c), and a player to be named later (Bob Geren, c) on December 10, 1980.
- Traded to Baltimore with Mark Williamson (p) for Storm Davis (p) on October 30, 1986.
- Traded to San Francisco for Bob Melvin (c), January 24, 1989.

TERRY KENNEDY'S CAREER HIGHS

MOST HITS: 4, (four times) — last: May 11, 1986 at Chicago (with San Diego)
MOST RBIs: 6, June 20, 1980 at Cincinnati (with St. Louis)
MOST HOME RUNS: 2, (three times) — last, June 25, 1982 at Atlanta (with San Diego)
CAREER GRAND SLAMS: 1, July 1, 1979 vs. Philadelphia (Tug McGraw, with St. Louis)
LONGEST HITTING STREAK: 13, (twice) — last, July 1-19, 1985 (with San Diego)
MOST STOLEN BASES: 1, (four times) — last, June 24, 1987 vs. New York Yankees

MIKE KRUKOW (RHP)

NICKNAME: Kruke
BIRTHDATE: January 21, 1952
1989 OPENING DAY AGE: 37
BIRTHPLACE: Long Beach, California
BATS: Right **THROWS:** Right
HEIGHT: 6-4 **WEIGHT:** 205
M.L. SERVICE: 11 years, 166 days
HOW OBTAINED: Acquired from the Philadelphia Phillies with Mark Davis and C.L. Penigar in exchange for Joe Morgan and Al Holland, December 14, 1982
CONTRACT STATUS: Signed through 1989



1988 SEASON an injury-plagued season for Mike who was twice shelved with shoulder problems . . . hurled just 124.2 innings, the lowest total of his 12-year career . . . hit fifth career HR, and second off Eric Show, at San Diego June 13 . . . hurled three-hit, complete game, 4-1 win at Houston June 25 . . . was placed on the 21-day DL July 3 with capsulitis of the right shoulder . . . was assigned to Phoenix on injury rehab Aug. 9 and started that night, throwing 5 innings of no-hit, no-walk ball . . . underwent arthroscopic surgery on the shoulder Sept. 13 . . . posted a 3-0, 1.89 ERA over his last six starts . . . failed to reach the 100-strikeout mark for the first time in 10 seasons . . .

PRO CAREER **1987**—tossed a complete-game, 6-2 win at Wrigley April 28 for his first victory . . . was winless in his next seven starts, losing three, before going on the disabled list with a weak right shoulder . . . had a 1-6, 6.45 record prior to going on the DL June 6-25 . . . was very effective in the second half, posting a 4-0, 2.97 mark in 14 games after the All-Star break . . . made a relief appearance August 30 vs. New York, snapping a string of 85 consecutive starts dating back to September 29, 1984 . . . came up with a no decision in 17 of his 28 starts, the second highest number of NDs in history (Pirates' Bert Blyleven had 20 NDs in 1979) . . . reached the 100 strikeout mark for the ninth consecutive season . . . **POST-SEASON**—Mike tossed a complete-game, 4-2 win vs. St. Louis in game #4 of the NLCS, equalling the series at two games apiece . . . **1986**—became the Giants' first 20-game winner in 13 years, since Ron Bryant led the NL in 1973 with a 24-12 mark . . . was the Giants' winningest righthander since Gaylord Perry won 23 in 1970 . . . finished third in the Cy Young balloting as he set career highs with 20 wins (second in NL), 3.05 ERA (seventh), ten complete games (fourth), 245 innings pitched (sixth) and 178 strikeouts (tenth) . . . posted the NL's second best runners per nine innings ratio (9.66) and the fourth best walks per nine innings ratio (2.02) . . . was one of only two 20-game winners

in the NL (Fernando Valenzuela won 21) and five in the Majors . . . named to the NL All-Star squad, posting an 11-5, 3.11 record prior to the break . . . in the All-Star Game, Mike worked a perfect 9th inning . . . spent 15 days on the disabled list with bruised ribs suffered in a brawl in St. Louis July 22 . . . picked up career win #100 in career game #300 August 15 vs. Los Angeles, a 5-1 CG win, and tied his career high with 12 strikeouts . . . threw three straight complete games from August 15-24 . . . NL Pitcher of the Month for September, posting a 6-0, 1.37 mark in six starts . . . tied a career best with a two-hit, 1-0 shutout over Floyd Youmans (one-hitter) and the Expos September 7 at Montreal . . . NL Co-Player of the Week for September 1-7 with a 2-0, 1.13 mark . . . picked up his 20th win on the final day of the season (October 5) in Los Angeles, an 11-2 win . . . was 12-4, 2.47 with eight complete games in 16 starts at Candlestick . . . voted the first two-time winner of the Giants' Willie Mac Award by his teammates as the team's most inspirational player . . . **1985**—led S.F. starters with six complete games, 150 strikeouts and a 3.38 ERA . . . set a career mark with 12 Ks August 13 vs. Houston during a complete-game 4-2 win, in which he also hit his fourth career HR, off Joe Niekro . . . struck out Mike Schmidt for his 1000th career K in Philadelphia May 20 . . . bruised his right thumb in Houston September 10 that ended his season . . . **1984**—earned his first ML save August 31 at Philadelphia in his first relief appearance since 1978 . . . **1983**—a double figures winner (11) in his first season with the Giants . . . two-hit the Padres June 24 . . . **1982**—tenth in NL with 3.12 ERA . . . **1981**—tied for the NL lead in starts (25) . . . developed a change-up during the players' strike and went 6-3 during the second half of the season . . . **1980**—first ten-win season in the Majors . . . **1979**—injured his back shoveling snow during the off-season . . . was 2-5 on June 2, before winning six straight . . . **1978**—opened the year in the Cubs' bullpen . . . optioned to Wichita, made seven starts before his recall June 27 . . . placed in the Cubs' rotation and won five straight to finish the year 9-3 . . . **1977**—picked up first ML win May 6 vs. Atlanta . . . **1976**—American Association All-Star . . . made his ML debut September 6 vs. New York . . . **1975**—received Texas League's Gene Lawling Memorial Award for "contributions to baseball on and off the field".

PERSONAL 1970 graduate of San Gabriel (CA) High School . . . lettered in baseball, basketball and football . . . attended Cal-Poly San Luis Obispo, where he set a school record with 125 strikeouts . . . was 25-7, with a 1.93 ERA in his collegiate career and was an inaugural inductee into the school's Athletic Hall of Fame . . . hobbies are playing guitar and hunting . . . married (Jennifer, January 11, 1975) . . . three sons: Jarek (June 25, 1979); Baker (July 24, 1983); and Chase (September 19, 1987) . . . one daughter, Tessa (July 29, 1985) . . . lives in Pasadena, California.

DOUBLE-HEADER SHUTOUTS

Only four times in San Francisco history have Giant pitchers shutout their opponents in both ends of a double header. Listed below are those four dates:

April 29, 1962 vs. Chicago Cubs

Jack Sanford (3 hits) over Glenn Hobbie, 7-0
Billy Pierce (3 hits) over Jack Curtis, 6-0

May 17, 1964 vs. New York Mets

Bob Hendley (3 hits) over Al Jackson, 6-0
Ron Herbel (7 hits) over Jack Fisher, 1-0

June 4, 1967 vs. New York Mets

Joe Gibbon (4 hits) over Bill Denehy, 7-0
Mike McCormick (8 hits) over Chuck Estrada, 5-0

July 21, 1974 vs. Montreal Expos

Jim Barr (6 hits) over Steve Renko, 4-0
John D'Acquisto and Elias Sosa (2 hits) over Steve Rogers, 2-0

Michael Edward Krukow

| Year | Club | W-L | ERA | G | GS | CG | SHO | SV | IP | H | R | ER | BB | SO |
|------|---------------|---------|------|-----|-----|----|-----|----|--------|------|------|-----|-----|------|
| 1973 | Bradenton | 4-3 | 3.16 | 13 | 8 | 4* | 0 | 0 | 77.0 | 76 | 32 | 27 | 28 | 80* |
| 1974 | Midland | 1-1 | 5.10 | 6 | 6 | 0 | 0 | 0 | 30.0 | 42 | 24 | 17 | 19 | 21 |
| | Key West | 5-10 | 3.18 | 20 | 20 | 2 | 0 | 0 | 130.0 | 121 | 66 | 46 | 47 | 94 |
| 1975 | Midland | 13-6 | 3.41 | 24 | 23 | 9 | 2 | 0 | 153.0 | 143 | 65 | 58 | 66 | 100 |
| 1976 | Wichita | 7-9 | 3.31 | 26 | 20 | 6 | 2 | 0 | 144.0 | 142 | 61 | 53 | 47 | 108 |
| | Chicago (NL) | 0-0 | 9.00 | 2 | 0 | 0 | 0 | 0 | 4.0 | 6 | 4 | 4 | 2 | 1 |
| 1977 | Chicago (NL) | 8-14 | 4.40 | 34 | 33 | 1 | 1 | 0 | 172.0 | 195 | 96 | 84 | 61 | 106 |
| 1978 | Wichita | 2-3 | 3.91 | 7 | 7 | 3 | 0 | 0 | 53.0 | 51 | 27 | 23 | 21 | 29 |
| | Chicago (NL) | 9-3 | 3.91 | 27 | 20 | 3 | 1 | 0 | 138.0 | 125 | 62 | 60 | 53 | 81 |
| 1979 | Chicago (NL) | 9-9 | 4.20 | 28 | 28 | 0 | 0 | 0 | 165.0 | 172 | 84 | 77 | 81 | 119 |
| 1980 | Chicago (NL) | 10-15 | 4.39 | 34 | 34 | 3 | 0 | 0 | 205.0 | 200 | 117 | 100 | 80 | 130 |
| 1981 | Chicago (NL) | 9-9 | 3.69 | 25 | 25* | 2 | 1 | 0 | 144.0 | 146 | 68 | 59 | 55 | 101 |
| 1982 | Philadelphia | 13-11 | 3.12 | 33 | 33 | 7 | 2 | 0 | 208.0 | 211 | 87 | 72 | 82 | 138 |
| 1983 | San Francisco | 11-11 | 3.95 | 31 | 31 | 2 | 1 | 0 | 184.1 | 189 | 95 | 81 | 76 | 136 |
| 1984 | San Francisco | 11-12 | 4.56 | 35 | 33 | 3 | 1 | 1 | 199.1 | 234 | 117 | 101 | 78 | 141 |
| 1985 | San Francisco | 8-11 | 3.38 | 28 | 28 | 6 | 1 | 0 | 194.2 | 176 | 80 | 73 | 49 | 150 |
| 1986 | San Francisco | 20-9 | 3.05 | 34 | 34 | 10 | 2 | 0 | 245.0 | 204 | 90 | 83 | 55 | 178 |
| 1987 | San Francisco | 5-6 | 4.80 | 30 | 28 | 3 | 0 | 0 | 163.0 | 182 | 98 | 87 | 46 | 104 |
| 1988 | San Francisco | 7-4 | 3.54 | 20 | 20 | 1 | 0 | 0 | 124.2 | 111 | 51 | 49 | 31 | 75 |
| | Phoenix | 1-0 | 0.00 | 1 | 1 | 0 | 0 | 0 | 5.0 | 0 | 0 | 0 | 0 | 5 |
| M.L. | Totals | 120-114 | 3.90 | 361 | 347 | 41 | 10 | 1 | 2147.0 | 2151 | 1049 | 930 | 749 | 1460 |

| M.L. Batting | AVG. | AB | H | 2B | 3B | HR | RBI |
|--------------|------|-----|-----|----|----|----|-----|
| -1988 | .073 | 41 | 3 | 1 | 0 | 1 | 2 |
| -Lifetime | .193 | 714 | 138 | 17 | 0 | 5 | 54 |

Last Home Run: June 13, 1988 @SD (Eric Show) GW-RBIs: Career Total (5)

ALL STAR GAMERECORD

| Year | Club, Site | W-L | ERA | G | GS | CG | SHO | SV | IP | H | R | ER | BB | SO |
|------|--------------|-----|------|---|----|----|-----|----|----|---|---|----|----|----|
| 1986 | N.L. Houston | 0-0 | 0.00 | 1 | 0 | 0 | 0 | 0 | 10 | 0 | 0 | 0 | 0 | 0 |

LEAGUE CHAMPIONSHIP SERIES RECORD

| Year | Club | W-L | ERA | G | GS | CG | SHO | SV | IP | H | R | ER | BB | SO |
|------|---------------|-----|------|---|----|----|-----|----|-----|---|---|----|----|----|
| 1987 | S.F. vs St.L. | 1-0 | 2.00 | 1 | 1 | 1 | 0 | 0 | 9.0 | 9 | 2 | 2 | 1 | 3 |

CAREER VS. THE NATIONAL LEAGUE

| | W-L | ERA | G | IP | H | ER | | W-L | ERA | G | IP | H | ER |
|---------------|-------|------|-----|--------|------|-----|--------------|-------|------|-----|--------|------|-----|
| Atlanta | 11-8 | 4.25 | 34 | 199.1 | 211 | 94 | Chicago | 5-5 | 4.20 | 17 | 105.1 | 109 | 49 |
| Cincinnati | 10-7 | 3.33 | 31 | 200.0 | 204 | 74 | Montreal | 10-11 | 3.93 | 30 | 190.2 | 193 | 83 |
| Houston | 6-13 | 4.50 | 30 | 166.2 | 162 | 83 | New York | 20-7 | 3.63 | 42 | 233.2 | 212 | 94 |
| Los Angeles | 13-10 | 3.59 | 37 | 228.2 | 221 | 91 | Philadelphia | 9-14 | 3.73 | 32 | 183.2 | 183 | 76 |
| San Diego | 9-12 | 4.72 | 32 | 183.2 | 202 | 96 | Pittsburgh | 9-10 | 4.63 | 29 | 169.2 | 180 | 87 |
| San Francisco | 7-3 | 2.70 | 14 | 90.0 | 80 | 27 | St. Louis | 11-14 | 3.50 | 33 | 195.2 | 194 | 76 |
| N.L. WEST | 56-53 | 3.92 | 178 | 1068.1 | 1080 | 465 | N.L. EAST | 64-61 | 3.85 | 183 | 1078.2 | 1071 | 461 |

1988 PITCHING BREAKDOWN

| | W-L | ERA | G | IP | H | ER | | W-L | ERA | G | IP | H | ER |
|-------------|-----|------|----|-------|-----|----|-----------|-----|-------|----|------|----|----|
| Season | 7-4 | 3.54 | 20 | 124.2 | 111 | 49 | Vs. All. | 0-0 | 5.68 | 1 | 6.1 | 7 | 4 |
| Candlestick | 4-2 | 3.54 | 11 | 68.2 | 63 | 27 | Cin. | 1-0 | 3-10 | 3 | 20.1 | 18 | 7 |
| Road | 3-2 | 3.54 | 9 | 56.0 | 48 | 22 | Hou. | 1-0 | 2.35 | 2 | 15.1 | 12 | 4 |
| Day | 4-3 | 3.76 | 8 | 50.1 | 45 | 21 | L.A. | 0-1 | 4.38 | 2 | 12.1 | 12 | 6 |
| Night | 3-1 | 3.39 | 12 | 74.1 | 66 | 28 | S.D. | 1-1 | 3.86 | 2 | 14.0 | 12 | 6 |
| Starter | 7-4 | 3.54 | 20 | 124.2 | 111 | 49 | N.L. WEST | 3-2 | 3.57 | 10 | 68.1 | 61 | 27 |
| Reliever | - | - | - | - | - | - | | | | | | | |
| April | 1-1 | 3.90 | 5 | 30.0 | 25 | 13 | Chi. | 0-0 | 6.75 | 1 | 4.0 | 4 | 3 |
| May | 3-2 | 3.89 | 6 | 37.0 | 31 | 16 | Mon. | 0-0 | 1.50 | 1 | 6.0 | 5 | 1 |
| June | 2-1 | 3.93 | 5 | 36.2 | 35 | 16 | N.Y. | 3-0 | 2.45 | 4 | 22.0 | 20 | 6 |
| July | - | - | - | - | - | - | Phi. | 1-1 | 2.51 | 2 | 14.1 | 7 | 4 |
| August | 1-0 | 1.71 | 4 | 21.0 | 20 | 4 | Pit. | 0-0 | 4.76 | 1 | 5.2 | 6 | 3 |
| Sept.-Oct. | - | - | - | - | - | - | St. L. | 0-1 | 10.38 | 1 | 4.1 | 8 | 5 |
| Before ASB | 6-4 | 3.91 | 16 | 103.2 | 91 | 45 | N.L. EAST | 4-2 | 2.89 | 10 | 56.1 | 50 | 18 |
| After ASB | 1-0 | 1.71 | 4 | 21.0 | 20 | 4 | | | | | | | |

KRUKOW'S CAREER TRANSACTIONS

- Selected by California in 32nd round of June 1970 draft.
- Selected by Chicago Cubs in 8th Round of June, 1973 draft; signed by scout Gene Handley.
- On disabled list, May 19-June 7, 1975 with a sore right elbow.
- Traded to Philadelphia with cash for Keith Moreland (of), Dan Larson (p) and Dickie Noles (p), December 8, 1981.
- Traded to San Francisco with Mark Davis (p) and C.L. Penigar (of) for Joe Morgan (if) and Al Holland (p), December 14, 1982.
- On disabled list, April 11-May 8, 1983 with inflamed right elbow.
- On disabled list, July 23-August 7, 1986 with bruised ribs.
- On disabled list, June 6-25, 1987 with a weak right shoulder.
- On disabled list July 3-August 13, 1988 with capsulitis of right shoulder (included rehabilitation assignment to Phoenix, August 9-13).

MIKE KRUKOW'S CAREER HIGHS

LOW-HIT GAME: 2-hitter (twice)—last: September 7, 1986 at Montreal; 3-hitter, (5 times)—last: May 16, 1982 vs. San Francisco (with Philadelphia).

MOST STRIKEOUTS: 12, (twice)—last: August 15, 1986 vs. Los Angeles.


MOST INNINGS PITCHED—

STARTER: 10, August 20, 1986 vs. Philadelphia.

RELIEVER: 6.1, August 30, 1987 vs. New York.

LONGEST WINNING STREAK: 6, (twice)—last: September 2-26, 1986.

LONGEST LOSING STREAK: 6, (twice)—last: May 11-June 10, 1980 (with Chicago Cubs).



MIKE LaCOSS (RHP)

BIRTHDATE: May 30, 1956

1989 OPENING DAY AGE: 32

BIRTHPLACE: Glendale, California

BATS: Right **THROWS:** Right

HEIGHT: 6-6 **WEIGHT:** 200

M.L. SERVICE: 10 years, 29 days

HOW OBTAINED: Signed as a free agent, February 3, 1986

CONTRACT STATUS: Signed through 1989

1988 SEASON Mike had a year cut short due to injury . . . made 19 starts, including a four-hit, 1-0 shutout vs. St. Louis July 8 . . . won six of nine decisions from May 15 through July 8 . . . went on the DL July 19 and had arthroscopic surgery July 21 to remove a bone spur from his right elbow . . . was activated September 9 but did not pitch again . . . started the Giants longest game of 1988, going the first 7.1 innings of a 16-inning marathon at St. Louis May 11 . . . was 7-2, 2.25 in 11 starts at Candlestick during the year . . . in his seven losses, the Giants scored a total of seven runs, including three shutouts . . . pitched eight innings of three-hit ball against San Diego June 20 but lost a 2-1 decision . . . held LH hitters to a .224 average (48x214) with no HRs . . .

PRO CAREER **1987**—led the Giants staff in wins with 13, the second highest total of his career, one shy of his 14 wins with Cincinnati in 1979 . . . was very successful against his original team, posting a 4-0, 3.03 record in five starts vs. the Reds . . . in the turning point of the season, Mike started the four-game sweep of Cincinnati with a five-hit, 3-1 complete-game win August 7 . . . struck out a career-high nine batters in an 11-1 win vs. Chicago May 7 . . . blanked the Dodgers for ten innings on three hits, winning 1-0 at Candlestick August 16 . . . sprained his left knee at Atlanta September 26 and missed his final start of the season . . .

POST-SEASON—hurled a combined 3.1 scoreless innings of relief in games #3 & 7 of the NLCS . . . **1986**—made the Giants' pitching staff in Spring after

being invited as a non-roster pitcher . . . was 9-3, 2.76 in 22 games at the All-Star Break, but finished with a 1-10, 4.91 record after the ASB . . . started the season in the bullpen before earning a spot in the rotation . . . won his first four starts, April 29-May 14 . . . put together a club-high 18.1 scoreless inning streak from April 15-May 4 . . . tossed a three-hitter vs. San Diego June 23 in the Giants' 18-1 romp and hit his first ML home run off the Padres' Dane Iorg . . . hit his only two HRs in consecutive at-bats, with his second off Tom Browning at Cincinnati June 29 . . . lost eight straight decisions after the break from July 18-September 4 . . . nine of his 13 losses were by one run and two were by two runs . . . **1985**—started the season with Kansas City . . . made 21 relief appearances with the Royals before he was out-righted to Omaha (AAA) August 8 . . . was released at the end of the season . . . **1984**—for the second straight year, he split the season as a starter and reliever for the Astros, recording seven wins and three saves . . . **1983**—started the year in the starting rotation, making 15 starts before moving to the bullpen . . . **1982**—was sold by Cincinnati to Houston April 4 . . . worked his way into the rotation in the latter part of the season . . . **1980**—reached double figures in wins (ten) for the second straight season . . . **1979**—selected to the NL All-Star team in his second ML season and pitched one scoreless inning . . . enjoyed his best season, posting a 14-8, 3.50 mark . . . **1978**—made his ML debut with the Reds after an 11-5, 3.47 year with ten complete games and three shutouts at Indianapolis . . .

PERSONAL . . . graduated from Mount Whitney High (Visalia, CA) in 1974 . . . was All-League in baseball and basketball . . . was 19-3 in his prep career, including five straight shutouts and a no-hitter . . . enjoys fishing, hunting and raising his own bird dogs . . . married (Theresa, October 7, 1978) . . . two children: Michael Jr. (November 5, 1981); and Jessica (October 13, 1983) . . . lives in Visalia, California.

Michael James LaCoss

| Year | Club | W-L | ERA | G | GS | CG | SHO | SV | IP | H | R | ER | BB | SO |
|------|---------------|-------|------|-----|-----|----|-----|----|--------|------|-----|-----|-----|-----|
| 1974 | Billings | 6-5 | 2.79 | 13 | 13 | 6 | 2 | 0 | 87.0 | 81 | 40 | 27 | 38 | 58 |
| 1975 | Tampa | 7-10 | 2.86 | 23 | 22 | 9 | 4 | 0 | 151.0 | 131 | 61 | 48 | 41 | 72 |
| 1976 | Three Rivers | 12-10 | 2.94 | 25 | 25 | 9 | 2 | 0 | 162.0 | 148 | 66 | 53 | 53 | 80 |
| 1977 | Indianapolis | 11-13 | 3.87 | 27 | 27 | 8 | 1 | 0 | 186.0 | 181 | 93 | 80 | 65 | 104 |
| 1978 | Indianapolis | 11-5 | 3.47 | 19 | 19 | 10 | 3 | 0 | 130.0 | 129 | 62 | 50 | 49 | 67 |
| | Cincinnati | 4-8 | 4.50 | 16 | 15 | 2 | 1 | 0 | 96.0 | 104 | 56 | 48 | 46 | 31 |
| 1979 | Cincinnati | 14-8 | 3.50 | 35 | 32 | 6 | 1 | 0 | 206.0 | 202 | 92 | 80 | 79 | 73 |
| 1980 | Cincinnati | 10-12 | 4.63 | 34 | 29 | 4 | 2 | 0 | 169.0 | 207 | 101 | 87 | 68 | 59 |
| 1981 | Cincinnati | 4-7 | 6.12 | 20 | 13 | 1 | 1 | 1 | 78.0 | 102 | 55 | 53 | 30 | 22 |
| 1982 | Houston | 6-6 | 2.90 | 41 | 8 | 0 | 0 | 0 | 115.0 | 107 | 41 | 37 | 54 | 51 |
| 1983 | Houston | 5-7 | 4.43 | 38 | 17 | 2 | 0 | 1 | 138.0 | 142 | 81 | 68 | 56 | 53 |
| 1984 | Houston | 7-5 | 4.02 | 39 | 18 | 2 | 1 | 3 | 132.0 | 132 | 64 | 59 | 55 | 68 |
| 1985 | Kansas City | 1-1 | 5.09 | 21 | 0 | 0 | 0 | 1 | 40.2 | 49 | 25 | 23 | 29 | 26 |
| | Omaha | 1-2 | 3.22 | 4 | 4 | 1 | 0 | 0 | 22.1 | 23 | 12 | 8 | 15 | 11 |
| 1986 | San Francisco | 10-13 | 3.57 | 37 | 31 | 4 | 1 | 0 | 204.1 | 179 | 99 | 81 | 70 | 86 |
| 1987 | San Francisco | 13-10 | 3.68 | 39 | 26 | 2 | 1 | 0 | 171.0 | 184 | 78 | 70 | 63 | 79 |
| 1988 | San Francisco | 7-7 | 3.62 | 19 | 19 | 1 | 1 | 0 | 114.1 | 99 | 55 | 46 | 47 | 70 |
| N.L. | Totals | 80-83 | 3.98 | 318 | 208 | 24 | 9 | 5 | 1423.2 | 1458 | 722 | 629 | 568 | 610 |
| A.L. | Totals | 1-1 | 5.09 | 21 | 0 | 0 | 0 | 1 | 40.2 | 49 | 25 | 23 | 29 | 26 |
| M.L. | Totals | 81-84 | 4.01 | 339 | 208 | 24 | 9 | 6 | 1464.1 | 1507 | 747 | 652 | 597 | 636 |

| M.L. Batting | AVG. | AB | H | 2B | 3B | HR | RBI |
|--------------|------|-----|----|----|----|----|-----|
| — 1988 | .242 | 33 | 8 | 0 | 0 | 0 | 2 |
| — Lifetime | .132 | 408 | 54 | 7 | 0 | 2 | 18 |

Last Home Run: June 28, 1986 at Cincinnati (Tom Browning) GW-RBIs: Career Total (2)

ALL-STAR GAME RECORD

| Year | Club, Site | W-L | ERA | G | GS | CG | SHO | SV | IP | H | R | ER | BB | SO |
|------|-------------|-----|------|---|----|----|-----|----|-----|---|---|----|----|----|
| 1979 | NL, Seattle | 0-0 | 0.00 | 1 | 0 | 0 | 0 | 0 | 1.0 | 1 | 0 | 0 | 0 | 0 |

LEAGUE CHAMPIONSHIP SERIES RECORD

| Year | Club | W-L | ERA | G | GS | CG | SHO | SV | IP | H | R | ER | BB | SO |
|------|----------------|-----|------|---|----|----|-----|----|-----|---|---|----|----|----|
| 1979 | Cin. vs. Pitt. | 0-1 | 9.00 | 1 | 1 | 0 | 0 | 0 | 2.0 | 1 | 2 | 2 | 4 | 0 |
| 1987 | S.F. vs. St.L. | 0-0 | 0.00 | 2 | 0 | 0 | 0 | 0 | 3.1 | 1 | 0 | 0 | 3 | 2 |
| LCS | Totals | 0-1 | 3.38 | 3 | 1 | 0 | 0 | 0 | 5.1 | 2 | 2 | 2 | 7 | 2 |

CAREER VS. THE NATIONAL LEAGUE

| | W-L | ERA | G | IP | H | ER | | W-L | ERA | G | IP | H | ER |
|---------------|-------|------|-----|-------|-----|-----|--------------|-------|------|-----|-------|-----|-----|
| Atlanta | 8-7 | 3.41 | 36 | 140.0 | 141 | 53 | Chicago | 5-4 | 2.61 | 25 | 117.2 | 108 | 34 |
| Cincinnati | 7-4 | 4.55 | 22 | 93.0 | 90 | 47 | Montreal | 8-10 | 4.50 | 29 | 149.1 | 157 | 74 |
| Houston | 4-9 | 4.85 | 18 | 87.2 | 101 | 47 | New York | 5-4 | 4.44 | 20 | 87.2 | 78 | 43 |
| Los Angeles | 8-7 | 3.77 | 35 | 160.0 | 173 | 67 | Philadelphia | 5-5 | 3.34 | 17 | 89.0 | 89 | 33 |
| San Diego | 9-10 | 3.58 | 37 | 158.2 | 140 | 63 | Pittsburgh | 8-7 | 4.23 | 23 | 121.3 | 133 | 57 |
| San Francisco | 4-10 | 4.87 | 28 | 109.0 | 135 | 59 | St. Louis | 9-6 | 4.30 | 28 | 109.2 | 113 | 52 |
| N. L. WEST | 40-47 | 4.10 | 176 | 747.4 | 780 | 336 | N. L. EAST | 40-36 | 3.91 | 142 | 675.1 | 678 | 293 |

1988 PITCHING BREAKDOWN

| | W-L | ERA | G | IP | H | ER | | W-L | ERA | G | IP | H | ER |
|-------------|-----|-------|----|-------|----|----|------------|-----|------|----|------|----|----|
| Season | 7-7 | 3.62 | 19 | 114.1 | 99 | 46 | Vs. Atl. | 1-0 | 5.40 | 1 | 6.2 | 6 | 4 |
| Candlestick | 7-2 | 2.25 | 11 | 76.0 | 55 | 19 | Cin. | 0-1 | 6.30 | 2 | 10.0 | 8 | 7 |
| Road | 0-5 | 6.34 | 8 | 38.1 | 44 | 27 | Hou. | 1-1 | 7.36 | 2 | 7.1 | 7 | 6 |
| Day | 4-3 | 3.42 | 9 | 52.2 | 44 | 20 | L. A. | 0-1 | 5.40 | 1 | 6.2 | 7 | 4 |
| Night | 3-4 | 3.79 | 10 | 61.2 | 55 | 26 | S.D. | 1-1 | 1.89 | 3 | 19.0 | 13 | 4 |
| Starter | 7-7 | 3.62 | 19 | 114.1 | 99 | 46 | N. L. WEST | 3-4 | 4.57 | 9 | 49.2 | 41 | 25 |
| Reliever | — | — | — | — | — | — | | | | | | | |
| April | 1-2 | 3.64 | 5 | 29.2 | 22 | 12 | Chi. | 0-1 | 1.50 | 2 | 12.0 | 8 | 2 |
| May | 2-2 | 3.05 | 6 | 38.1 | 17 | 13 | Mon. | 1-0 | 2.03 | 2 | 13.1 | 11 | 3 |
| June | 2-2 | 4.33 | 5 | 27.0 | 23 | 13 | N.Y. | 1-1 | 3.55 | 2 | 12.2 | 12 | 5 |
| July | 2-1 | 3.72 | 3 | 19.1 | 17 | 8 | Phi. | — | — | — | — | — | — |
| August | — | — | — | — | — | — | Pit. | 1-1 | 6.97 | 2 | 10.1 | 13 | 8 |
| Sept.-Oct. | — | — | — | — | — | — | St. L. | 1-0 | 1.65 | 2 | 16.1 | 14 | 3 |
| Before ASB | 7-6 | 3.13 | 18 | 112.0 | 94 | 39 | N. L. EAST | 4-3 | 2.94 | 10 | 64.2 | 58 | 21 |
| After ASB | 0-1 | 27.00 | 1 | 2.1 | 5 | 7 | | | | | | | |

LaCOSS' CAREER TRANSACTIONS

- Selected by Cincinnati in 3rd round of June, 1974 draft; signed by scout Larry Barton.
- Sold on waivers to Houston, April 4, 1982.
- On disabled list, June 17-July 8, 1983 with sprained ligaments in middle finger of right hand.
- Granted free agency, November 8, 1984; signed with Kansas City, February 19, 1985.
- Granted free agency, November 12, 1985; signed with San Francisco, February 3, 1986.
- Granted free agency, November 9, 1987; re-signed with San Francisco, November 25, 1987.
- On disabled list July 17-September 9, 1988 due to right elbow surgery (removal of bone spur).

MIKE LaCOSS' CAREER HIGHS

LOW-HIT GAME: 3-hitter, (3 times)—last: August 16, 1987 vs. Los Angeles (10 innings)

MOST STRIKEOUTS: 9, May 7, 1987 vs. Chicago

MOST INNINGS PITCHED —

STARTER: 10.2, May 28, 1979 at Los Angeles (with Cincinnati)

RELIEVER: 5, August 30, 1981 at New York (with Cincinnati)

LONGEST WINNING STREAK: 8, April 21-June 13, 1979 (with Cincinnati)

LONGEST LOSING STREAK: 8, July 18-September 4, 1986



CRAIG LEFFERTS (LHP)

NICKNAME: Lefty

BIRTHDATE: September 29, 1957

1989 OPENING DAY AGE: 31

BIRTHPLACE: Munich, West Germany

BATS: Left **THROWS:** Left

HEIGHT: 6-1 **WEIGHT:** 210

M. L. SERVICE: 6 years

HOW OBTAINED: Acquired from San Diego with Dave Dravecky and Kevin Mitchell for Chris Brown, Keith Comstock, Mark Davis and Mark Grant, July 4, 1987

CONTRACT STATUS: Signed through 1989

1988 SEASON set a new career high with 11 saves in 1988 . . . saved each of his last four chances and 11 of 14 on the year . . . stranded his last 18 inherited baserunners and led the staff by stranding 78% (35 of 45) on the season . . . picked up his career-high 11th save vs. Cincinnati September 27 . . . earned saves in three consecutive games September 13-16 . . . finished the season with an 11.2 scoreless inning streak over nine games.

PRO CAREER **1987**—finished among the NL leaders with 77 appearances (sixth) . . . his 98.2 innings was the tenth highest for NL relievers . . . after becoming a Giant on July 4, Craig saved two games and allowed runs in just one of his first 11 games . . . stranded 29 of his 44 inherited runners as a Giant (68%) . . . **POST-SEASON**—tossed two scoreless innings over three games of the NLCS, running his career post-season shutout streak to 12 innings . . . worked in games #1, 3 & 7 . . . **1986**—led the Majors and established a Padre record with 83 appearances, breaking Rollie Fingers' 1977 record of 78 . . . also set career marks with nine wins, 107.2 innings pitched and 72 strikeouts . . . hit his only ML home run April 25 vs. San Francisco off Greg Minton in the 12th inning to win the game . . . **1984**—enjoyed his best season, setting career marks with a 2.13 ERA and with ten saves . . . was very impressive in post-season play, hurling ten shutout innings in six games . . . picked up wins in the final two games of the NLCS vs. Chicago and a save in the Padres' lone win of the World Series vs. Detroit . . . **1983**—made the Cubs roster after Spring Training . . . made his ML debut vs. Montreal April 7 . . . started five games for the Cubs, and picked up his first ML victory in a start vs. Pittsburgh June 5, winning 3-1 . . . **1982**—spent his final minor league season with Iowa (AAA), posting an 8-5, 3.05 mark . . . **1981**—finished third in the Texas League with 11 complete games and seventh with 12 wins and 135 strikeouts for Midland (AA) . . . **1980**—posted a 9-1, 2.78 mark in 12 starts at Geneva (A) . . . named New York-Penn League All-Star . . .

PERSONAL a 1975 graduate of Northeast High in St. Petersburg, Florida . . . attended the University of Arizona and has been inducted into the school's Hall of Fame . . . was All-Pac Ten in 1979 as he led the Wildcats to the College World Series . . . in 1980, he was named to the All-CWS by posting a 0.56 ERA in leading Arizona to the National Title . . . was a member of the 1979 US Team . . . has served as chairman for San Diego's 65 Roses Club and Children's Asthma League for the past four years . . . married (Wendy Hubble, January 11, 1986) . . . one son (Brock, October 2, 1987) . . . resides in Escondido, California.

Craig Lindsey Letterts

| Year | Club | W-L | ERA | G | GS | CG | SHO | SV | IP | H | R | ER | BB | SO |
|------|-----------------|-------|------|-----|----|----|-----|----|-------|-----|-----|-----|-----|-----|
| 1980 | Geneva | 9-1 | 2.78 | 12 | 12 | 5 | 1 | 0 | 94.0 | 74 | 35 | 29 | 24 | 99 |
| 1981 | Midland | 12-12 | 4.14 | 26 | 25 | 11 | 3 | 0 | 185.0 | 203 | 95 | 85 | 36 | 135 |
| 1982 | Iowa | 8-5 | 3.05 | 18 | 14 | 3 | 0 | 0 | 97.1 | 97 | 50 | 33 | 25 | 71 |
| 1983 | Chicago (NL) | 3-4 | 3.13 | 56 | 5 | 0 | 0 | 1 | 89.0 | 80 | 35 | 31 | 29 | 60 |
| 1984 | San Diego | 3-4 | 2.13 | 62 | 0 | 0 | 0 | 10 | 105.2 | 88 | 29 | 25 | 24 | 56 |
| 1985 | San Diego | 7-6 | 3.35 | 60 | 0 | 0 | 0 | 2 | 83.1 | 75 | 34 | 31 | 30 | 48 |
| 1986 | San Diego | 9-8 | 3.09 | 83 | 0 | 0 | 0 | 4 | 107.2 | 98 | 41 | 37 | 44 | 72 |
| 1987 | San Diego | 2-2 | 4.38 | 33 | 0 | 0 | 0 | 2 | 51.1 | 56 | 29 | 25 | 15 | 39 |
| | * San Francisco | 3-3 | 3.23 | 44 | 0 | 0 | 0 | 4 | 47.1 | 36 | 18 | 17 | 18 | 18 |
| 988 | San Francisco | 3-8 | 2.92 | 64 | 0 | 0 | 0 | 11 | 92.1 | 74 | 33 | 30 | 23 | 58 |
| M.L. | Totals | 30-35 | 3.06 | 402 | 5 | 0 | 0 | 34 | 576.2 | 507 | 219 | 196 | 183 | 351 |

| M.L. Batting | AVG. | AB | H | 2B | 3B | HR | RBI |
|--------------|------|----|----|----|----|----|-----|
| —1988 | .000 | 9 | 0 | 0 | 0 | 0 | 0 |
| —Lifetime | .175 | 63 | 11 | 2 | 0 | 1 | 2 |

Last Home Run: April 25, 1986 vs. San Francisco (Greg Minton) GW-RBIs: Career Total (1)

LEAGUE CHAMPIONSHIP SERIES RECORD

| Year | Club | W-L | ERA | G | GS | CG | SHO | SV | IP | H | R | ER | BB | SO |
|------|----------------|-----|------|---|----|----|-----|----|-----|---|---|----|----|----|
| 1984 | S.D. vs. Chi. | 2-0 | 0.00 | 3 | 0 | 0 | 0 | 0 | 4.0 | 1 | 0 | 0 | 1 | 1 |
| 1987 | S.F. vs. St.L. | 0-0 | 0.00 | 3 | 0 | 0 | 0 | 0 | 2.0 | 3 | 0 | 0 | 1 | 0 |
| LCS | Totals | 2-0 | 0.00 | 6 | 0 | 0 | 0 | 0 | 6.0 | 4 | 0 | 0 | 2 | 1 |

WORLD SERIES RECORD

| Year | Club | W-L | ERA | G | GS | CG | SHO | SV | IP | H | R | ER | BB | SO |
|------|---------------|-----|------|---|----|----|-----|----|-----|---|---|----|----|----|
| 1984 | S.D. vs. Det. | 0-0 | 0.00 | 3 | 0 | 0 | 0 | 1 | 6.0 | 2 | 0 | 0 | 1 | 7 |

CAREER VS. THE NATIONAL LEAGUE

| | W-L | ERA | G | IP | H | ER | | W-L | ERA | G | IP | H | ER |
|---------------|-------|------|-----|-------|-----|----|--------------|------|------|-----|-------|-----|-----|
| Atlanta | 2-1 | 3.56 | 40 | 53.1 | 45 | 21 | Chicago | 2-3 | 1.70 | 30 | 37.0 | 21 | 7 |
| Cincinnati | 3-2 | 2.25 | 38 | 56.0 | 45 | 14 | Montreal | 0-2 | 3.37 | 32 | 40.1 | 46 | 15 |
| Houston | 6-6 | 4.49 | 42 | 58.2 | 78 | 29 | New York | 0-5 | 3.45 | 36 | 47.0 | 47 | 18 |
| Los Angeles | 7-0 | 2.54 | 42 | 53.1 | 38 | 15 | Philadelphia | 1-3 | 1.76 | 27 | 46.1 | 27 | 9 |
| San Diego | 3-2 | 2.09 | 15 | 30.2 | 15 | 7 | Pittsburgh | 3-6 | 4.82 | 34 | 54.1 | 60 | 29 |
| San Francisco | 2-1 | 1.98 | 27 | 41.0 | 37 | 9 | St. Louis | 1-4 | 3.56 | 39 | 58.2 | 48 | 23 |
| N.L. WEST | 23-12 | 2.92 | 204 | 293.3 | 258 | 95 | N.L. EAST | 7-23 | 3.23 | 198 | 281.2 | 249 | 101 |

CAREER SAVES vs. NL: All (3); Cin (5); Hou (4); LA (1); Mon (3); NY (4); Phi (3); Pit (4); StL (3); SD (3); SF (1).

1988 PITCHING BREAKDOWN

| | W-L-S | ERA | G | IP | H | ER | | W-L-S | ERA | G | IP | H | ER |
|-------------|--------|------|----|------|----|----|-----------|-------|-------|----|------|----|----|
| Season | 3-8-11 | 2.92 | 64 | 92.1 | 74 | 30 | Vs. Atl. | 0-1-2 | 2.81 | 9 | 16.0 | 10 | 5 |
| Candlestick | 2-3-4 | 2.84 | 29 | 38.0 | 36 | 12 | Cin. | 1-1-1 | 1.54 | 7 | 11.2 | 11 | 2 |
| Road | 1-5-7 | 2.98 | 35 | 54.1 | 38 | 18 | Hou. | 1-0-2 | 2.70 | 4 | 6.2 | 8 | 2 |
| Day | 2-4-2 | 4.00 | 23 | 27.0 | 20 | 12 | L.A. | 0-0-0 | 4.05 | 6 | 6.2 | 6 | 3 |
| Night | 1-4-9 | 2.48 | 41 | 65.1 | 54 | 18 | S.D. | 1-1-2 | 4.05 | 8 | 6.2 | 5 | 3 |
| Starter | — | — | — | — | — | — | N.L. WEST | 3-3-7 | 2.80 | 34 | 48.2 | 40 | 15 |
| Reliever | 3-8-11 | 2.92 | 64 | 92.1 | 74 | 30 | | | | | | | |
| April | 1-1-0 | 0.64 | 8 | 14.0 | 8 | 1 | Chi. | 0-1-0 | 3.18 | 5 | 5.2 | 2 | 2 |
| May | 0-1-3 | 2.50 | 12 | 18.0 | 13 | 5 | Mon. | 0-0-1 | 0.90 | 6 | 10.0 | 9 | 1 |
| June | 1-3-3 | 5.17 | 10 | 15.2 | 14 | 9 | N.Y. | 0-0-1 | 1.69 | 6 | 10.2 | 8 | 2 |
| July | 0-2-1 | 5.11 | 11 | 12.1 | 11 | 7 | Phi. | 0-1-0 | 13.50 | 1 | 1.1 | 1 | 2 |
| August | 0-1-0 | 3.24 | 12 | 16.2 | 18 | 6 | Pit. | 0-1-1 | 3.38 | 5 | 5.1 | 5 | 2 |
| Sept.-Oct. | 1-0-4 | 1.15 | 11 | 15.2 | 10 | 2 | St. L. | 0-2-1 | 4.63 | 7 | 11.2 | 9 | 6 |
| Before ASB | 2-5-6 | 2.76 | 32 | 49.0 | 38 | 15 | N.L. EAST | 0-5-4 | 3.20 | 30 | 42.2 | 34 | 15 |
| After ASB | 1-3-5 | 3.12 | 32 | 43.1 | 36 | 15 | | | | | | | |

LEFFERTS' CAREER TRANSACTIONS

- Selected by Kansas City in 6th round of June, 1979 draft.
- Selected by Chicago Cubs in 9th round of June 1980 draft, signed by scout Gene Thompson.
- On disabled list, April 24-June 4, 1982 with a sprained back.
- Traded to San Diego with Carmelo Martinez (if) and Fritz Connally (if) for Scott Sanderson (p), December 7, 1983.
- Traded to San Francisco with Dave Dravecky (p) and Kevin Mitchell (if) for Chris Brown (if), Keith Comstock (p), Mark Davis (p) and Mark Grant (p), July 4, 1987.

CRAIG LEFFERTS' CAREER HIGHS

MOST STRIKEOUTS: 5, July 22, 1988 at St. Louis.

MOST INNINGS PITCHED—

STARTER: 7.1, June 5, 1983 vs. Pittsburgh (with Chicago).

RELIEVER: 5, July 11, 1983 at San Diego (with Chicago).

LONGEST WINNING STREAK: 3, (3 times)—last: April 14-29, 1986 (with San Diego).

LONGEST LOSING STREAK: 3, (4 times)—last: June 8-14, 1988.



CANDY MALDONADO (OF)

NICKNAME: Candy Man

BIRTHDATE: September 5, 1960

1989 OPENING DAY AGE: 28

BIRTHPLACE: Humacao, Puerto Rico

BATS: Right **THROWS:** Right

HEIGHT: 6-0 **WEIGHT:** 195

M.L. SERVICE: 6 years, 28 days

HOW OBTAINED: Acquired from the Los Angeles Dodgers for catcher Alex Treviño, December 11, 1985

CONTRACT STATUS: Signed through 1989

1988 SEASON finished 3rd on the club in hits (127), home runs (12) and RBIs (68) . . . had 6 straight multiple-hit games from July 22-26, during which he hit .519 (14x27) . . . had 4 hits and 2 RBIs in 13-7 win at Atlanta June 28 . . . has averaged 17 HRs and 79 RBIs in his 3 seasons with the Giants . . .

PRO CAREER **1987**—set career marks in average (.292), hits (129), home runs (20), RBIs (85) and stolen bases (eight) despite missing six weeks with a broken finger . . . hit .326 with 13 RBIs in April; a .313 mark with 19 RBIs in May; and a .360 average with 16 RBIs in June . . . became just the fourth player in S.F. history to hit for the cycle May 4 at St. Louis . . . hit two HRs May 6 vs. Chicago and June 2 vs. Philadelphia . . . NL Player of the Week May 4-10 (.419 with five HRs and ten RBIs) . . . suffered a broken right ring finger while chasing a ball into the corner June 27 vs. Houston . . . at the time of the injury, he was among the NL leaders with a .322 average (fourth), 50 runs (seventh), 92 hits (second), 22 doubles (second), 48 RBIs (ninth) and nine GW-RBIs (second) . . . was activated August 7 . . . drove in 37 runs with just 37 hits in his 47 games after the injury, including 25 RBIs in his last 29 games . . . hit a pinch grand slam off Chuck Cary at Atlanta September 27 and tied a career high with six RBIs . . . tied the ML record with three sacrifice flies vs. the Mets August 29 . . . **POST-SEASON**—started five of the seven NLCS games . . . drove in a pair of runs in game #1 and had two hits in game #2 . . . **1986**—voted team MVP in his first season with the Giants, despite not joining the starting lineup until August 10 . . . led the team with 31 doubles, 18 HRs, 85 RBIs (tenth in NL) and 14 GW-RBIs (fourth in NL) . . . finished with the NL's third best AB/RBI ratio (4.8) . . . broke Duane Kuiper's franchise record for pinch hits in a season (14) with 17 pinch hits, including four home runs, which tied Mike Ivie's club mark . . . hit .425 (third best average in NL) off the bench and was named ML Pinch-Hitter of the Year . . . enjoyed the biggest game of his career against his former team October 5 in Los Angeles as he hit a grand slam off Orel Hershisser and a two-run HR off Balvino Galvez for a career-high six RBIs . . . hit first career grand slam off Chris Welsh at Cincinnati August 13 . . . hit .311 with MISP and .321 with MISP and two out . . . led all Giant outfielders with ten assists . . . all of his 1986 power numbers (doubles, triples, homers, RBIs and GW-RBIs) surpassed his career totals in three-plus seasons with the Dodgers . . . **1985**—platooned in center field for the Dodgers, starting against left-handed pitchers . . . collected the first five-hit game of his career August 21 at Philadelphia . . . **1984**—spent his first full season in Los Angeles . . . NL Player of the Week for April 16-22, hitting .714 (10-for-14) . . . led the Dodgers with nine pinch hits and with two pinch HRs . . . **1983**—split his first ML rookie season between Los Angeles and Albuquerque . . . hit his first ML homer off the Giants' Fred Breining in Los Angeles August 15 . . . had his third consecutive .300 season at Albuquerque before his recall on July 18 . . . **1982**—batted .301 for Albuquerque with 24 HRs and 96 RBIs . . . earned September recall to Los Angeles . . . drove in 302 runs over three seasons . . . **1981**—hit .355 with 104 RBIs in leading the Dukes to the PCL title . . . finished seventh in the PCL batting race while slugging 21 homers . . . **1980**—named California League co-MVP . . . slammed 25 homers with a league-leading 102 RBIs while hitting .302 . . .

PERSONAL graduate of Trina Padilla de Sanz High School (Humacao, Puerto Rico) in 1979 . . . played on the Puerto Rico National All-Star team in the Central American Games . . . has three brothers . . . married (Norma Perez, September 27, 1980) . . . three children; Amarily (September 30, 1981), Ivelisse (December 13, 1982) and Candy (July 15, 1986) . . . lives in Arecibo, Puerto Rico.

UNDER THE SUN AT THE 'STICK

The Giants, who will play 38 day games at Candlestick in 1989, have a record of 178-141 in home day games over the past seven seasons. That's a winning percentage of .558.

Candido Maldonado

| Year | Club | AVG. | G | AB | R | H | 2B | 3B | HR | RBI | BB | SO | SB |
|------|---------------|------|-----|------|-----|-----|-----|----|----|-----|-----|-----|----|
| 1978 | Lethbridge | .290 | 57 | 210 | 45 | 61 | 15 | 5 | 12 | 48 | 25 | 48 | 2 |
| 1979 | Lethbridge | .299 | 59 | 234 | 42 | 70 | 20 | 3 | 5 | 33 | 18 | 56 | 4 |
| | Clinton | .234 | 50 | 158 | 25 | 37 | 13 | 1 | 2 | 26 | 17 | 29 | 5 |
| 1980 | Lodi | .305 | 121 | 456 | 75 | 139 | 27 | 3 | 25 | 102 | 41 | 63 | 12 |
| 1981 | Albuquerque | .335 | 126 | 460 | 96 | 154 | 40 | 9 | 21 | 104 | 50 | 104 | 13 |
| | Los Angeles | .083 | 11 | 12 | 0 | 1 | 0 | 0 | 0 | 0 | 0 | 5 | 0 |
| 1982 | Albuquerque | .301 | 138 | 541 | 91 | 163 | 28 | 6 | 24 | 96 | 48 | 89 | 4 |
| | Los Angeles | .000 | 6 | 4 | 0 | 0 | 0 | 0 | 0 | 0 | 1 | 2 | 0 |
| 1983 | Albuquerque | .319 | 38 | 144 | 23 | 46 | 6 | 1 | 4 | 20 | 14 | 23 | 3 |
| | Los Angeles | .194 | 42 | 62 | 5 | 12 | 1 | 1 | 1 | 6 | 5 | 14 | 0 |
| 1984 | Los Angeles | .268 | 116 | 254 | 25 | 68 | 14 | 0 | 5 | 28 | 19 | 29 | 0 |
| 1985 | Los Angeles | .225 | 121 | 213 | 20 | 48 | 7 | 1 | 5 | 19 | 19 | 40 | 1 |
| 1986 | San Francisco | .252 | 133 | 405 | 49 | 102 | 31 | 3 | 18 | 85 | 20 | 77 | 4 |
| 1987 | San Francisco | .292 | 118 | 442 | 69 | 129 | 28 | 4 | 20 | 85 | 34 | 78 | 8 |
| 1988 | San Francisco | .255 | 142 | 499 | 53 | 127 | 23 | 1 | 12 | 68 | 37 | 89 | 6 |
| M L | Totals | .258 | 689 | 1891 | 221 | 487 | 104 | 10 | 61 | 291 | 135 | 334 | 19 |

GW-RBIs: Career Total (41): 1988(7) 1987 (12): 1986 (14): 1985 (2): 1984 (5): 1983 (1)

LEAGUE CHAMPIONSHIP SERIES RECORD

| Year | Club | AVG. | G | AB | R | H | 2B | 3B | HR | RBI | BB | SO | SB |
|------|-----------------|------|----|----|---|---|----|----|----|-----|----|----|----|
| 1983 | L.A. vs. Phil. | .000 | 2 | 2 | 0 | 0 | 0 | 0 | 0 | 0 | 0 | 1 | 0 |
| 1985 | L.A. vs. St. L. | .143 | 4 | 7 | 0 | 1 | 0 | 0 | 0 | 1 | 0 | 3 | 0 |
| 1987 | S.F. vs. St. L. | .211 | 5 | 19 | 2 | 4 | 1 | 0 | 0 | 2 | 0 | 3 | 0 |
| LCS | Totals | .179 | 11 | 28 | 2 | 5 | 1 | 0 | 0 | 3 | 0 | 7 | 0 |

CAREER HOME RUNS BY BALL PARK

| @ All | @ Chi | @ Cin | @ Hou | @ LA | @ Mon | @ NY | @ Phi | @ Pit | @ STL | @ SO | @ SF |
|-------|-------|-------|-------|------|-------|------|-------|-------|-------|------|------|
| 5 | 3 | 4 | 0 | 7 | 1 | 1 | 2 | 2 | 2 | 8 | 26 |

CAREER vs. THE NATIONAL LEAGUE

| | AVG. | AB | H | HR | RBI | | AVG. | AB | H | HR | RBI |
|-------------|------|------|-----|----|-----|--------------|------|-----|-----|----|-----|
| Allanla | .269 | 186 | 50 | 5 | 35 | Chicago | .293 | 106 | 31 | 7 | 24 |
| Cincinnati | .239 | 209 | 50 | 8 | 28 | Montreal | .262 | 145 | 38 | 5 | 23 |
| Houston | .250 | 216 | 54 | 4 | 32 | New York | .218 | 133 | 29 | 3 | 22 |
| Los Angeles | .311 | 151 | 47 | 4 | 21 | Philadelphia | .244 | 172 | 42 | 6 | 26 |
| San Diego | .265 | 234 | 62 | 9 | 39 | Pittsburgh | .229 | 140 | 32 | 4 | 14 |
| S F | .263 | 76 | 20 | 4 | 12 | St. Louis | .260 | 123 | 32 | 2 | 15 |
| N L WEST | .264 | 1072 | 283 | 34 | 167 | N L EAST | .249 | 819 | 204 | 27 | 124 |

1988 BATTING BREAKDOWN


| | AVG. | AB | H | HR | RBI | | AVG. | AB | H | HR | RBI |
|-------------|------|-----|-----|----|-----|----------|------|-----|----|----|-----|
| Season | .255 | 499 | 127 | 12 | 68 | Vs. All | .291 | 55 | 16 | 0 | 7 |
| Candlestick | .236 | 246 | 58 | 5 | 28 | Cin. | .196 | 56 | 11 | 1 | 5 |
| Road | .273 | 253 | 69 | 7 | 40 | Hou. | .258 | 66 | 17 | 0 | 10 |
| Day | .240 | 196 | 47 | 3 | 30 | L.A. | .283 | 46 | 13 | 1 | 4 |
| Night | .264 | 303 | 80 | 9 | 38 | S.D. | .238 | 63 | 15 | 4 | 14 |
| Vs. RHP | .256 | 316 | 81 | 11 | 44 | N L WEST | .252 | 286 | 72 | 6 | 40 |
| Vs. LHP | .251 | 183 | 46 | 1 | 24 | | | | | | |
| April | .247 | 81 | 20 | 3 | 12 | Chi. | .219 | 32 | 7 | 2 | 9 |
| May | .272 | 103 | 28 | 3 | 15 | Mon. | .310 | 29 | 9 | 2 | 5 |
| June | .284 | 88 | 25 | 1 | 16 | N.Y. | .243 | 37 | 9 | 1 | 3 |
| July | .259 | 81 | 21 | 0 | 5 | Phi. | .379 | 29 | 11 | 0 | 7 |
| August | .254 | 67 | 17 | 2 | 11 | Pit. | .135 | 37 | 5 | 0 | 1 |
| Sept.-Oct. | .203 | 79 | 16 | 3 | 9 | St. L. | .286 | 49 | 14 | 1 | 3 |
| Before ASB | .258 | 298 | 77 | 7 | 45 | N L EAST | .258 | 213 | 55 | 6 | 28 |
| After ASB | .249 | 201 | 50 | 5 | 23 | | | | | | |

MALDONADO'S CAREER TRANSACTIONS

- Signed as a free agent by Los Angeles on June 6, 1978 by scout Ralph Avila.
- On disabled list, August 16-September 16, 1980 with a broken bone in his left hand.
- Traded to San Francisco for Alex Trevino (c), December 11, 1985.
- On disabled list, June 28-August 7, 1987 with a broken right ring finger.

CANDY MALDONADO'S CAREER HIGHS

MOST HITS: 5 August 21, 1985 at Philadelphia (with Los Angeles).
MOST RBIs: 6, (twice) — last: September 27, 1987 at Atlanta.
MOST HOME RUNS: 2, (4 times) — last: June 2, 1987 vs. Philadelphia (Mike Jackson).
CAREER GRAND SLAMS: 3 — last: September 27, 1987 at Atlanta (PH, Chuck Cary).
LONGEST HITTING STREAK: 8, (3 times) — last: May 2-10, 1987.
MOST STOLEN BASES: 1, (19 times) — last: September 11, 1988 vs Houston.



KIRT MANWARING (C)

BIRTHDATE: July 15, 1965

1989 OPENING DAY AGE: 23

BIRTHPLACE: Elmira, New York

BATS: Right **THROWS:** Right

HEIGHT: 5-11 **WEIGHT:** 185

M.L. SERVICE: 101 days

HOW OBTAINED: Giants #2 selection in June, 1986 Draft

CONTRACT STATUS: Signed through 1989

1988 SEASON the rookie catcher had three stints with the Giants in 1988 . . . hit .294 (15x51) in 16 games during his first stay with SF June 3-20 . . . was recalled again August 17 and appeared in five games before being optioned out Aug. 29 . . . was recalled the final time September 2 and saw action in 19 games in Sept., including 17 starts . . . hit his first ML home run off Rick Mahler Sept. 19 at Atlanta . . . at Phoenix, he finished with a career-high .282 average, two HRs and 35 RBIs in 81 games . . .

PRO CAREER **1987**—was the Giants' starting Double-A catcher in just his second full season as a professional . . . threw out 33% of the would-be basestealers (37 of 112) . . . credited with helping the Shreveport staff record the lowest team ERA in the Texas League (2.85, nearly a full run per game better than the second best staff) . . . started the year quickly with the bat, hitting .314 through his first ten games . . . drove in four runs vs. Midland July 28 . . . his contract was purchased by the Giants September 3 and he made his ML debut September 15 vs. San Diego, catching John Burkett, who also was making his ML debut . . . collected his first ML hit off Rick Mahler, October 2 vs. Atlanta . . . **1986**—was assigned to Clinton of the Midwest League after his selection in the June draft . . . was the Giants' second pick, behind Matt Williams . . . became Clinton's starting catcher and hit .245 in his 49 games . . .

PERSONAL played baseball, football and lacrosse at Horseheads (New York) High . . . graduated in 1983 . . . attended Coastal Carolina College in Myrtle Beach, South Carolina . . . hobbies include hunting and fishing . . . married (Kim Kelly, January 3, 1988) . . . resides in Horseheads, New York.

Kirt Dean Manwaring

| Year | Club | AVG. | G | AB | R | H | 2B | 3B | HR | RBI | BB | SO | SB |
|------|---------------|------|----|-----|----|----|----|----|----|-----|----|----|----|
| 1986 | Clinton | .245 | 49 | 147 | 18 | 36 | 7 | 1 | 2 | 16 | 14 | 26 | 1 |
| 1987 | Shreveport | .267 | 98 | 307 | 27 | 82 | 13 | 2 | 2 | 22 | 19 | 33 | 1 |
| | San Francisco | .143 | 6 | 7 | 0 | 1 | 0 | 0 | 0 | 0 | 0 | 1 | 0 |
| 1988 | Phoenix | .282 | 81 | 273 | 29 | 77 | 12 | 2 | 2 | 35 | 14 | 32 | 3 |
| | San Francisco | .250 | 40 | 116 | 12 | 29 | 7 | 0 | 1 | 15 | 2 | 21 | 0 |
| M.L. | Totals | .244 | 46 | 123 | 12 | 30 | 7 | 0 | 1 | 15 | 2 | 22 | 0 |

GW-RBIs: Career Total (1); 1988 (1)

CAREER HOME RUNS BY BALL PARK

| @ Atl | @ Chi | @ Cin | @ Hou | @ LA | @ Mon | @ NY | @ Phi | @ Pit | @ STL | @ SO | @ SF |
|-------|-------|-------|-------|------|-------|------|-------|-------|-------|------|------|
| 1 | 0 | 0 | 0 | 0 | 0 | 0 | 0 | 0 | 0 | 0 | 0 |

CAREER vs. THE NATIONAL LEAGUE

| | AVG. | AB | H | HR | RBI | | AVG. | AB | H | HR | RBI |
|-------------|------|-----|----|----|-----|--------------|-------|----|---|----|-----|
| Atlanta | .421 | 19 | 8 | 1 | 5 | Chicago | — | — | — | — | — |
| Cincinnati | .276 | 29 | 8 | 0 | 2 | Montreal | .200 | 10 | 2 | 0 | 1 |
| Houston | .214 | 28 | 6 | 0 | 2 | New York | 1.000 | 2 | 2 | 0 | 3 |
| Los Angeles | .143 | 7 | 1 | 0 | 0 | Philadelphia | .000 | 3 | 0 | 0 | 0 |
| San Diego | .120 | 25 | 3 | 0 | 2 | Pittsburgh | — | — | — | — | — |
| S.F. | — | — | — | — | — | St. Louis | — | — | — | — | — |
| N.L. WEST | .241 | 108 | 26 | 1 | 11 | N.L. EAST | .267 | 15 | 4 | 0 | 4 |

1988 BATTING BREAKDOWN

| | AVG. | AB | H | HR | RBI |
|-------------|------|-----|----|----|-----|
| Season | .250 | 116 | 29 | 1 | 15 |
| Candlestick | .250 | 56 | 14 | 0 | 5 |
| Road | .250 | 60 | 15 | 1 | 10 |
| Day | .236 | 55 | 13 | 0 | 6 |
| Night | .262 | 61 | 16 | 1 | 9 |
| Vs. RHP | .266 | 79 | 21 | 1 | 13 |
| Vs. LHP | .216 | 37 | 8 | 0 | 2 |
| April | — | — | — | — | — |
| May | — | — | — | — | — |
| June | .294 | 51 | 15 | 0 | 4 |
| July | — | — | — | — | — |
| August | .300 | 10 | 3 | 0 | 4 |
| Sept.-Oct | .200 | 55 | 11 | 1 | 7 |
| Before ASB | .294 | 51 | 15 | 0 | 4 |
| After ASB | .215 | 65 | 14 | 1 | 11 |

| | AVG. | AB | H | HR | RBI |
|-----------|-------|-----|----|----|-----|
| Vs. All. | .412 | 17 | 7 | 1 | 5 |
| Cin. | .276 | 29 | 8 | 0 | 2 |
| Hou. | .214 | 28 | 6 | 0 | 2 |
| L.A. | .143 | 7 | 1 | 0 | 0 |
| S.D. | .150 | 20 | 3 | 0 | 2 |
| N.L. WEST | .248 | 101 | 25 | 1 | 11 |
| Chi. | — | — | — | — | — |
| Mon. | .200 | 10 | 2 | 0 | 1 |
| N.Y. | 1.000 | 2 | 2 | 0 | 3 |
| Phi. | .000 | 3 | 0 | 0 | 0 |
| Pit. | — | — | — | — | — |
| St. L. | — | — | — | — | — |
| N.L. EAST | .267 | 15 | 4 | 0 | 4 |

MANWARING'S CAREER TRANSACTIONS

— Selected by San Francisco in 2nd round of June, 1986 draft; signed by scout Jim Fairey.

KIRT MANWARING'S CAREER HIGHS

MOST HITS: 2, (9 times) last: September 19, 1988 at Atlanta

MOST RBIs: 3, August 28, 1988 at New York.

MOST HOME RUNS: 1, September 19, 1988 at Atlanta (Rick Mahler)

CAREER GRAND SLAMS: None.

LONGEST HITTING STREAK: 4, June 9-12, 1988.



PAUL McCLELLAN (RHP)

BIRTHDATE: February 8, 1966

1989 OPENING DAY AGE: 23

BIRTHPLACE: San Mateo, California

BATS: Right **THROWS:** Right

HEIGHT: 6-2 **WEIGHT:** 180

M.L. SERVICE: None

HOW OBTAINED: Giants #1 selection (secondary phase) in January, 1986 Draft. Signed by Jack Uhey.

CONTRACT STATUS: Signed through 1989

1988 SEASON continued progress through Giants system, spending his third pro season with double-A Shreveport . . . won six of his first eight decisions from April 12 through May 22, including a three-hit shutout over Jackson April 26 . . . after a May 27 no-decision against San Antonio suffered losses in his next five starts, despite lowering his ERA from 3.63 to 3.34 during that period . . . included in the streak were back-to-back complete games against Tulsa . . . fanned 10 in a June 24 loss to Arkansas . . .

PRO CAREER . . . **1987**—led the Midwest League with 209 strikeouts for Clinton . . . also had career bests for wins (12) and innings (177.1) . . . pitched five complete games, including a pair of shutouts . . . **1986**—made pro debut with Everett . . . fanned 74 batters in 86.1 innings . . .


PERSONAL 1985 graduate of Sequoia (California) High School . . . outstanding pitcher for College of San Mateo . . . single . . . resides in Calistoga, California.

Paul William McClellan

| Year | Club | W-L | ERA | G | GS | CG | SHO | SV | IP | H | R | ER | BB | SO |
|------|------------|-------|------|----|----|----|-----|----|-------|-----|----|----|-----|-----|
| 1986 | Everett | 5-4 | 3.34 | 13 | 13 | 2 | 0 | 0 | 86.1 | 71 | 39 | 32 | 46 | 74 |
| 1987 | Clinton | 12-10 | 3.25 | 28 | 27 | 5 | 2 | 0 | 177.1 | 141 | 86 | 64 | 100 | 209 |
| 1988 | Shreveport | 10-12 | 4.04 | 27 | 27 | 4 | 1 | 0 | 167.0 | 146 | 89 | 75 | 62 | 128 |

McCLELLAN'S CAREER TRANSACTIONS

— Selected by San Francisco in the 1st round (secondary phase) of January, 1986 draft:
signed by scout Jack Uhey.



FRANCISCO MELENDEZ (IF)

NICKNAME: Cisco
BIRTHDATE: January 25, 1964
1989 OPENING DAY AGE: 25
BIRTHPLACE: Rio Pedras, Puerto Rico
BATS: Left **THROWS:** Left
HEIGHT: 6-0 **WEIGHT:** 185
M.L. SERVICE: 1 year, 8 days
HOW OBTAINED: Acquired from the Phillies for cash, March 22, 1987
CONTRACT STATUS: Signed through 1989

1988 SEASON finished 2nd in the Pacific Coast League batting chase with a career-high .361 average . . . selected as the PCL All-Star first baseman . . . began the season on the Giants disabled list with a pulled right hamstring suffered during Spring Training . . . was activated May 13 and sent to Phoenix . . . was purchased June 10 and appeared in eight games with SF before being outrighted again June 23 . . . was recalled Aug. 31 and was 3x9 as a pinch hitter in September . . . hit .250 (4x16) as PH overall . . . delivered a two-run pinch single at Montreal Sept. 3 off Pascual Perez . . . at Phoenix, had a club-high 18-game hitting streak June 28-July 18, including seven hits in seven consecutive plate appearances . . . collected five hits and five runs July 11 vs. Vancouver . . .

PRO CAREER **1987**—was selected to the PCL All-Star team . . . paced the league with 168 hits and finished third with a career-high .327 average . . . also drew a league-high 11 intentional walks . . . led Phoenix with a career-high 85 RBIs (fourth in the PCL) . . . started the season by hitting .333 in April and May, including 24 RBIs in 30 May games . . . batted an amazing .431 in 28 games during the month of June, earning the PCL Player of the Month honors . . . played 127 games at first and seven in the outfield . . . earned a September promotion to San Francisco and made his Giants debut September 5 vs. his former team, Philadelphia . . . in his only star with S.F., he went 4-for-4 at San Diego September 29 . . . hit his first ML home run as a pinch hitter October 2 vs. Atlanta off Kevin Coffman . . . played Winter ball for Arecibo in Puerto Rico . . . **1986**—finished eighth in the PCL with a .318 average . . . was second on the Portland club in average and third with 113 hits . . . appeared in nine games with the Phillies, July 24-August 14 . . . **1984**—led Portland and finished ninth in the PCL with a .315 average in his first action at the Triple-A level . . . set a career high with 36 doubles . . . led all PCL first basemen with a .991 fielding percentage and 1085 putouts . . . earned his first trip to the Majors and collected his first ML hit, a pinch single off Bill Gullickson, September 25 vs. Montreal . . . **1983**—voted to the Eastern League All-Star Team . . . led all first basemen with 1166 total chances, 1081 putouts and 99 double plays . . . **1982**—led the Carolina League with 33 doubles . . . **1981**—split the year between Peninsula and Spartanburg after signing at the age of 16 . . .

PERSONAL was a baseball star at Ramon Vila Mayo High School in Puerto Rico . . . played American Legion baseball . . . enjoys listening to music . . . married (Lesbia DeJesus, September 17, 1984) . . . resides in Juana Diaz, Puerto Rico.

Francisco Javier Melendez

| Year | Club | AVG. | G | AB | R | H | 2B | 3B | HR | RBI | BB | SO | SB |
|------|---------------|------|-----|-----|----|-----|-----|----|----|-----|----|----|----|
| 1981 | Peninsula | .135 | 32 | 74 | 6 | 10 | 3 | 0 | 0 | 6 | 12 | 23 | 3 |
| | Spartanburg | .268 | 85 | 306 | 44 | 82 | 13 | 1 | 3 | 36 | 32 | 57 | 5 |
| 1982 | Peninsula | .292 | 118 | 424 | 54 | 124 | 33* | 3 | 4 | 69 | 42 | 76 | 6 |
| 1983 | Reading | .298 | 126 | 450 | 81 | 134 | 17 | 4 | 5 | 75 | 55 | 56 | 12 |
| 1984 | Portland | .312 | 128 | 506 | 63 | 158 | 36 | 8 | 3 | 65 | 43 | 50 | 1 |
| | Philadelphia | .130 | 21 | 23 | 0 | 3 | 0 | 0 | 0 | 2 | 1 | 5 | 0 |
| 1985 | Portland | .280 | 130 | 397 | 41 | 111 | 25 | 2 | 2 | 54 | 42 | 42 | 4 |
| 1986 | Portland | .318 | 96 | 356 | 47 | 113 | 21 | 2 | 4 | 57 | 33 | 33 | 2 |
| | Philadelphia | .250 | 9 | 8 | 0 | 2 | 0 | 0 | 0 | 0 | 0 | 2 | 0 |
| 1987 | Phoenix | .327 | 138 | 514 | 78 | 168 | 20 | 9 | 3 | 85 | 83 | 68 | 2 |
| | San Francisco | .313 | 12 | 16 | 2 | 5 | 0 | 0 | 1 | 1 | 0 | 3 | 0 |
| 1988 | Phoenix | .361 | 96 | 368 | 61 | 133 | 26 | 2 | 4 | 58 | 40 | 40 | 5 |
| | San Francisco | .192 | 23 | 26 | 1 | 5 | 0 | 0 | 0 | 3 | 3 | 2 | 0 |
| M.L. | Totals | .231 | 65 | 73 | 3 | 15 | 0 | 0 | 1 | 6 | 4 | 12 | 0 |

GW-RBIs: Career Total (0)

CAREER vs. THE NATIONAL LEAGUE

| | AVG. | AB | H | HR | RBI | | AVG. | AB | H | HR | RBI |
|-------------|------|----|---|----|-----|--------------|------|----|---|----|-----|
| Atlanta | .125 | 8 | 1 | 1 | 1 | Chicago | — | — | — | — | — |
| Cincinnati | .000 | 3 | 0 | 0 | 0 | Montreal | .333 | 6 | 2 | 0 | 3 |
| Houston | .250 | 4 | 1 | 0 | 0 | New York | — | — | — | — | — |
| Los Angeles | .125 | 8 | 1 | 0 | 0 | Philadelphia | .000 | 1 | 0 | 0 | 0 |
| San Diego | .417 | 12 | 5 | 0 | 0 | Pittsburgh | — | — | — | — | — |
| S.F. | — | — | — | — | — | St. Louis | — | — | — | — | — |
| N.L. WEST | .229 | 35 | 8 | 1 | 1 | N.L. EAST | .288 | 7 | 2 | 0 | 3 |

1988 BATTING BREAKDOWN

| | AVG. | AB | H | HR | RBI | | AVG. | AB | H | HR | RBI |
|-------------|------|----|---|----|-----|-----------|------|----|---|----|-----|
| Season | .192 | 26 | 5 | 0 | 3 | Vs. All. | .000 | 3 | 0 | 0 | 0 |
| Candlestick | .222 | 9 | 2 | 0 | 0 | Cin. | .000 | 2 | 0 | 0 | 0 |
| Road | .176 | 17 | 3 | 0 | 3 | Hou. | .333 | 3 | 1 | 0 | 0 |
| Day | .083 | 12 | 1 | 0 | 1 | L.A. | .200 | 5 | 1 | 0 | 0 |
| Night | .286 | 14 | 4 | 0 | 2 | S.D. | .143 | 7 | 1 | 0 | 0 |
| Vs. RHP | .227 | 22 | 5 | 0 | 3 | N.L. WEST | .150 | 20 | 3 | 0 | 0 |
| Vs. LHP | .000 | 4 | 0 | 0 | 0 | | | | | | |
| April | — | — | — | — | — | Chi. | — | — | — | — | — |
| May | — | — | — | — | — | Mon. | .333 | 6 | 2 | 0 | 3 |
| June | .125 | 8 | 1 | 0 | 0 | N.Y. | — | — | — | — | — |
| July | — | — | — | — | — | Phi. | — | — | — | — | — |
| August | — | — | — | — | — | Pit. | — | — | — | — | — |
| Sept.-Oct. | .222 | 18 | 4 | 0 | 3 | St. L. | — | — | — | — | — |
| Before ASB | .125 | 8 | 1 | 0 | 0 | N.L. EAST | .333 | 6 | 2 | 0 | 3 |
| After ASB | .222 | 18 | 4 | 0 | 3 | | | | | | |

MELENDEZ' CAREER TRANSACTIONS

- Signed as a free agent by Philadelphia, October 4, 1980 by scout Luis Peraza.
- Traded to San Francisco for cash, March 22, 1987.
- On disabled list, April 3-May 13, 1988 with pulled right hamstring (included 20-day rehabilitation assignment to Phoenix, May 6-13).

FRANCISCO MELENDEZ' CAREER HIGHS

MOST HITS: 4, September 29, 1987 at San Diego.

MOST RBIs: 2, (twice)—last: September 3, 1988 at Montreal.

MOST HOME RUNS: 1, October 2, 1987 vs. Atlanta (Kevin Coffman).

ROOKIE ROUNDUP

Since 1947 there have been only five unanimous winners of the BBWAA's N.L. Rookie of the Year Award. They include Giants **Orlando Cepeda** (1958) and **Willie McCovey** (1959), Cincinnati's Frank Robinson (1956), St. Louis' Vince Coleman (1985) and San Diego's Benito Santiago (1987). The following players on the Giants' 1989 40-man roster are eligible to be Rookie of the Year:

John Burkett
Dennis Cook
Charlie Hayes
Paul McClellan

Jose Pena
Tony Perezchica
Doug Robertson
Andres Santana

Russ Swan
Stu Tate
Will Tejada
Trevor Wilson



KEVIN MITCHELL (OF)

NICKNAME: Boogie-Bear, Mitch

BIRTHDATE: January 13, 1962

1989 OPENING DAY AGE: 27

BIRTHPLACE: San Diego, California

BATS: Right **THROWS:** Right

HEIGHT: 5-11 **WEIGHT:** 210

M.L. SERVICE: 3 years, 27 days

HOW OBTAINED: Acquired from San Diego with Dave Dravecky and Craig Lefferts for Chris Brown, Keith Comstock, Mark Davis and Mark Grant, July 4, 1987

CONTRACT STATUS: Signed through 1989

1988 SEASON once again a very productive year for Kevin as he moved from third base to left field . . . was second on the club in homers (19), RBIs (80) and slugging percentage (.442) . . . led the club with 14 GWRBIs (6th in the NL) . . . set new career marks in games (148), at-bats (505), doubles (25), triples (7) and RBIs . . . had 34 RBIs in a 34-game span from June 27-August 8 . . . hit 7 HRs and drove in 21 runs in 25 games during July . . . hit .305 in August . . . equalled his career high with 4 hits, 4 runs and 4 RBIs in Giants' 21-2 win vs. St. Louis July 9 . . . also had 4 hits, including 2 doubles HR and 3 RBIs at Pittsburgh May 9 . . . ended SF's longest fame of the year with a game-winning HR off Bob Forsch in the 16th inning May 11 at St. Louis . . . hit .275 vs. RHP . . . made only one start in a 13-game stretch from September 9-22 due to an injured right knee . . . underwent arthroscopic surgery on the knee to remove fragments of damaged cartilage October 4 . . .

PRO CAREER **1987**—during his sophomore season, Kevin posted a combined .280 average, 22 homers and 70 RBIs for the Giants and Padres . . . on July 5, the day following his acquisition from San Diego, he tied career marks with two HRs and 4 RBIs off Les Lancaster at Wrigley . . . contributed a .381 average (32x84) with 5 HRs and 11 RBIs . . . hit .486 during a career high nine-game hitting streak from July 29-August 9 (18X37). . . had four hits and 4 RBIs vs. Houston August 13 . . . as a Giant, he hit .371 with MISP (23-62) . . . **POST-SEASON**—started all seven NLCS games at third base . . . had two hits in games #4 & 5, including a solo HR off Greg Mathews in game #5 . . . **1986**—played six different positions for the World Champion Mets . . . hit .342 in the first half . . . finished third in the NL Rookie of the Year balloting, behind Todd Worrell and Robby Thompson . . . hit his first ML home run off John Tudor April 27 . . . batted .250 in both the NLCS and World Series . . . delivered a key pinch single and scored the Mets' tying run in the tenth inning of game #6 . . . **1985**—spent the entire year playing for Tidewater (AAA) in the International League and finished ninth in the league with a .290 mark . . . played third base for the Tides IL Championship team . . . **1984**—made his first appearance in AAA with Tidewater and was promoted for a brief September tour with the Mets . . . his first big league hit came September 19, a single off Steve Carlton at Veterans Stadium . . . **1983**—at Jackson (AA), he led the Mets in RBIs with 85 and earned a spot on the Texas League All-Star team . . . hit for the cycle May 17 at El Paso . . . his 224 assists at third base led the league . . . following the season, he was promoted to Tidewater to assist the Tides in winning the Triple-A World Series in Louisville . . . **1982**—played in only 29 games during the year, batting .318, due to injuries in his thumb and knee . . . did not play after July 21 . . . **1981**—his initial year of professional baseball was a success, finishing fourth in the Appalachian League in batting with a .335 mark in 62 games at Kingsport.

PERSONAL attended Clairmont High School in San Diego in 1979 . . . switched from catcher to third base in high school . . . his uncle, Maurice

Jackson, played in the Giants' organization, while another uncle, Andy Chiles, played in the Dodgers' farm system . . . single . . . resides in San Diego, California.

Kevin Darrell Mitchell

| Year | Club | AVG. | G | AB | R | H | 2B | 3B | HR | RBI | BB | SO | SB |
|------|---------------|------|-----|------|-----|-----|----|----|----|-----|-----|-----|----|
| 1981 | Kingsport | .335 | 62 | 221 | 39 | 74 | 9 | 2 | 7 | 45 | 22 | 31 | 5 |
| 1982 | Lynchburg | .318 | 29 | 85 | 19 | 27 | 5 | 1 | 1 | 16 | 13 | 25 | 0 |
| 1983 | Jackson | .299 | 120 | 441 | 75 | 132 | 25 | 2 | 15 | 85 | 48 | 84 | 11 |
| 1984 | Tidewater | .243 | 120 | 432 | 51 | 105 | 21 | 3 | 10 | 54 | 25 | 89 | 1 |
| | New York (NL) | .214 | 7 | 14 | 0 | 3 | 0 | 0 | 0 | 1 | 0 | 3 | 0 |
| 1985 | Tidewater | .290 | 95 | 348 | 44 | 104 | 24 | 2 | 9 | 43 | 32 | 60 | 3 |
| 1986 | New York (NL) | .277 | 108 | 328 | 51 | 91 | 22 | 2 | 12 | 43 | 33 | 61 | 3 |
| 1987 | San Diego | .245 | 62 | 196 | 19 | 48 | 7 | 1 | 7 | 26 | 20 | 38 | 0 |
| | San Francisco | .306 | 69 | 268 | 49 | 82 | 13 | 1 | 15 | 44 | 28 | 50 | 9 |
| 1988 | San Francisco | .251 | 148 | 505 | 60 | 127 | 25 | 7 | 19 | 80 | 48 | 85 | 5 |
| M.L. | Totals | .268 | 394 | 1311 | 179 | 351 | 67 | 11 | 53 | 194 | 129 | 237 | 17 |

GW-RBIs: Career Total (27); 1988 (14); 1987 (6); 1986 (7)

LEAGUE CHAMPIONSHIP SERIES RECORD

| Year | Club | AVG. | G | AB | R | H | 2B | 3B | HR | RBI | BB | SO | SB |
|------|-----------------|------|---|----|---|----|----|----|----|-----|----|----|----|
| 1986 | N.Y. vs. Hou. | .250 | 2 | 8 | 1 | 2 | 0 | 0 | 0 | 0 | 0 | 1 | 0 |
| 1987 | S.F. vs. St. L. | .267 | 7 | 30 | 2 | 8 | 1 | 0 | 1 | 2 | 0 | 3 | 1 |
| LCS | Totals | .263 | 9 | 38 | 3 | 10 | 1 | 0 | 1 | 2 | 0 | 4 | 1 |

WORLD SERIES RECORD

| Year | Club | AVG. | G | AB | R | H | 2B | 3B | HR | RBI | BB | SO | SB |
|------|---------------|------|---|----|---|---|----|----|----|-----|----|----|----|
| 1986 | N.Y. vs. Bos. | .250 | 5 | 8 | 1 | 2 | 0 | 0 | 0 | 0 | 0 | 3 | 0 |

CAREER HOME RUNS BY BALL PARK

| @ All | @ Chi | @ Cin | @ Hou | @ LA | @ Mon | @ NY | @ Phi | @ Pit | @ STL | @ SO | @ SF |
|-------|-------|-------|-------|------|-------|------|-------|-------|-------|------|------|
| 2 | 4 | 4 | 5 | 4 | 0 | 5 | 1 | 4 | 4 | 2 | 18 |

CAREER vs. THE NATIONAL LEAGUE

| | AVG. | AB | H | HR | RBI | | AVG. | AB | H | HR | RBI |
|-------------|------|-----|-----|----|-----|--------------|------|-----|-----|----|-----|
| Atlanta | .287 | 115 | 33 | 4 | 22 | Chicago | .278 | 115 | 32 | 5 | 19 |
| Cincinnati | .231 | 147 | 34 | 8 | 20 | Montreal | .226 | 106 | 24 | 2 | 12 |
| Houston | .308 | 107 | 33 | 8 | 19 | New York | .266 | 79 | 21 | 2 | 12 |
| Los Angeles | .262 | 164 | 43 | 8 | 19 | Philadelphia | .229 | 105 | 24 | 1 | 11 |
| San Diego | .352 | 91 | 32 | 3 | 15 | Pittsburgh | .250 | 120 | 30 | 5 | 25 |
| S.F. | .255 | 55 | 14 | 1 | 4 | St. Louis | .290 | 107 | 31 | 6 | 22 |
| N.L. WEST | .278 | 679 | 189 | 32 | 99 | N.L. EAST | .256 | 632 | 162 | 20 | 95 |

1988 BATTING BREAKDOWN

| | AVG. | AB | H | HR | RBI | | AVG. | AB | H | HR | RBI |
|------------|------|-----|-----|----|-----|-----------|------|-----|----|----|-----|
| Season | .251 | 505 | 127 | 19 | 80 | Vs. Atl. | .323 | 62 | 20 | 2 | 13 |
| Home | .265 | 253 | 67 | 10 | 45 | Cin. | .180 | 50 | 9 | 2 | 6 |
| Road | .238 | 252 | 60 | 9 | 35 | Hou. | .229 | 35 | 8 | 2 | 5 |
| Day | .260 | 192 | 50 | 6 | 29 | L.A. | .241 | 58 | 14 | 3 | 6 |
| Night | .246 | 313 | 77 | 13 | 51 | S.D. | .283 | 53 | 15 | 2 | 8 |
| Vs. RHP | .275 | 345 | 95 | 14 | 57 | N.L. WEST | .256 | 258 | 66 | 11 | 38 |
| Vs. LHP | .200 | 160 | 32 | 5 | 23 | | | | | | |
| April | .234 | 77 | 18 | 3 | 12 | Chi. | .324 | 37 | 12 | 1 | 6 |
| May | .233 | 103 | 24 | 4 | 16 | Mon. | .125 | 40 | 5 | 0 | 0 |
| June | .278 | 72 | 20 | 1 | 8 | NY | .310 | 42 | 13 | 2 | 10 |
| July | .230 | 87 | 20 | 7 | 21 | Phi. | .190 | 42 | 8 | 0 | 4 |
| August | .305 | 105 | 32 | 3 | 17 | Pit | .273 | 44 | 12 | 3 | 13 |
| Sept.-Oct. | .213 | 61 | 13 | 1 | 6 | St. L. | .262 | 42 | 11 | 2 | 9 |
| Before ASB | .246 | 276 | 68 | 9 | 43 | N.L. EAST | .247 | 247 | 61 | 7 | 42 |
| After ASB | .258 | 229 | 59 | 10 | 37 | | | | | | |

MITCHELL'S CAREER TRANSACTIONS

- Signed as a free agent by New York Mets, November 16, 1980. Signed by Dean Jongewaard.
- On disabled list, July 21, 1982 through remainder of the season due to surgery to repair torn ligaments in right thumb.
- On disabled list, July 12-July 30, 1985 with pulled right hamstring.
- Traded to San Diego with Shawn Abner (of), Stanley Jefferson (of), Kevin Armstrong (p) and Kevin Brown (p) for Kevin McReynolds (of), Adam Ging (if) and Gene Walter (p), December 11, 1986.
- Traded to San Francisco with Dave Dravecky (p) and Craig Lefferts (p) for Chris Brown (if), Keith Comstock (p), Mark Davis (p) and Mark Grant (p), July 4, 1987.

KEVIN MITCHELL'S CAREER HIGHS

MOST HITS: 4, (3 times) — last: July 9, 1988 vs. St. Louis
MOST RBIs: 4, (4 times) — last: July 9, 1988 vs. St. Louis
MOST HOME RUNS: 2, (twice) — last: July 5, 1987 at Chicago (Les Lancaster)
CAREER GRAND SLAMS: None.
LONGEST HITTING STREAK: 9, July 29-August 9 (Game One), 1987
MOST STOLEN BASES: 3, September 8, 1987 at Houston



TERRY MULHOLLAND (LHP)

BIRTHDATE: March 9, 1963
1989 OPENING DAY AGE: 26
BIRTHPLACE: Uniontown, Pennsylvania
BATS: Right **THROWS:** Left
HEIGHT: 6-3 **WEIGHT:** 200
M.L. SERVICE: 1 year, 24 days
HOW OBTAINED: Giants #2 selection (24th overall) in June, 1984 Draft
CONTRACT STATUS: Signed through 1989

1988 SEASON began the year in Phoenix, hurling a three-hit, 7-0 win vs Edmonton on Opening Night for the Firebirds . . . was recalled for the first of two stints with SF on May 5 and made three relief appearances before being sent back down May 28 . . . compiled the longest winning streak of any Phoenix pitcher, winning five straight from June 1-22 . . . recalled again on July 3 and was inserted into the rotation when Mike Krukow was disabled . . . tossed his first ML complete game and shutout in his first start, July 5 vs. Chicago, a six-hit, 9-0 win . . . in his next start, Terry hurled a 2-1 CG win July 10 vs. St. Louis . . . was named the NL Co-Player of the Week (with Tony Gwynn) with a 2-0, 0.50 mark . . . made six starts with the Giants, posting a 2-1, 2.40 record . . . suffered a broken left forearm July 31 when he was hit by a line drive off the bat of the Braves' Gerald Perry . . .

PRO CAREER **1987**—led the PCL in games started (29) and runs allowed (124) . . . also tied for the staff lead with three complete games and 172.1 innings pitched . . . started the year slowly, losing his first four decisions . . . bounced back with three wins in his next four starts, including a season-best six-hitter at Vancouver May 15 . . . picked up his first-ever save with two perfect innings at Hawaii June 3 in a rare relief appearance . . . was 7-11 as a starter . . . **1986**—had three different stints with the Giants . . . was purchased from Phoenix June 5 . . . made his ML debut June 8 (2nd game) and tossed an impressive 7.1 innings, allowing five hits and one run, but had ND in Giants' 3-1 win vs. Cincinnati . . . lost three straight starts from June 14-24 before moving into the bullpen . . . had a no-hitter for 6.2 innings vs. Cincinnati August 4, but suffered a tough 2-1 loss during his second stay with S.F. . . . earned his first ML win September 8 vs. San Diego, 4-3 . . . **1985**—Texas League All-Star . . . led the circuit with three shutouts . . . finished second to Randy Bockus with a 2.90 ERA, third with eight complete games and fourth with 176.2 innings pitched . . . **1984**—did not allow an earned run in 19 innings of Rookie ball at Everett and was promoted to Fresno . . . won five of his nine starts and posted a 2.95 ERA with Fresno . . . was the Giants' second selection in the first round of the draft in a pick the Giants received as compensation for Detroit's signing free agent Darrell Evans . . .

PERSONAL. graduated from Laurel Highlands (Uniontown, PA) High School in 1981 . . . in 1983, he was 14-2, 2.12 in 16 starts and led Marietta (OH) College to the NCAA Division III College World Series . . . was 12-1, 2.17 in 1984, leading Marietta to a second-place finish in the World Series . . . had a career record of 30-3 with a 2.39 ERA in his three years at Marietta . . . earned NCAA Division III All-American honors in 1983-84 . . . hobbies are baseball card collecting, fishing and camping . . . married (Julie Frandell, September 17, 1985) . . . one son (Tyler O'Neil, September 20, 1988) . . . lives in Mesa, Arizona.

Terence John Mulholland

| Year | Club | W-L | ERA | G | GS | CG | SHO | SV | IP | H | R | ER | BB | SO |
|------|---------------|------|------|----|----|----|-----|----|-------|-----|-----|----|----|-----|
| 1984 | Everett | 1-0 | 0.00 | 3 | 3 | 0 | 0 | 0 | 19.0 | 10 | 2 | 0 | 4 | 15 |
| | Fresno | 5-2 | 2.95 | 9 | 9 | 0 | 0 | 0 | 42.2 | 32 | 17 | 14 | 36 | 39 |
| 1985 | Shreveport | 9-8 | 2.90 | 26 | 26 | 8 | 3 | 0 | 176.2 | 166 | 79 | 57 | 87 | 122 |
| 1986 | Phoenix | 8-5 | 4.46 | 17 | 17 | 3 | 0 | 0 | 111.0 | 112 | 60 | 55 | 56 | 77 |
| | San Francisco | 1-7 | 4.94 | 15 | 10 | 0 | 0 | 0 | 54.2 | 51 | 33 | 30 | 35 | 27 |
| 1987 | Phoenix | 7-12 | 5.07 | 37 | 29 | 3 | 0 | 1 | 172.1 | 200 | 124 | 97 | 90 | 94 |
| 1988 | Phoenix | 7-3 | 3.58 | 19 | 14 | 3 | 2 | 0 | 100.2 | 116 | 45 | 40 | 44 | 57 |
| | San Francisco | 2-1 | 3.72 | 9 | 6 | 2 | 1 | 0 | 46.0 | 50 | 20 | 19 | 7 | 18 |
| M.L. | Totals | 3-8 | 4.40 | 24 | 16 | 2 | 1 | 0 | 100.2 | 101 | 53 | 49 | 42 | 45 |

| M.L. Batting | AVG. | AB | H | 2B | 3B | HR | RBI |
|--------------|------|----|---|----|----|----|-----|
| —1988 | .000 | 14 | 0 | 0 | 0 | 0 | 0 |
| —Lifetime | .030 | 33 | 1 | 0 | 0 | 0 | 0 |

Last Home Run: None GW-RBIs: Career Total (0)

CAREER vs. THE NATIONAL LEAGUE

| | W-L | ERA | G | IP | H | ER | | W-L | ERA | G | IP | H | ER |
|-------------|-----|------|----|------|----|----|--------------|-----|------|---|------|----|----|
| Atlanta | 0-1 | 6.49 | 4 | 11.1 | 14 | 8 | Chicago | 1-0 | 4.91 | 2 | 11.0 | 11 | 6 |
| Cincinnati | 0-1 | 4.12 | 5 | 19.2 | 16 | 9 | Montreal | — | — | — | — | — | — |
| Houston | 0-1 | 5.78 | 2 | 4.2 | 4 | 3 | New York | 0-1 | 6.00 | 1 | 3.0 | 3 | 2 |
| Los Angeles | 0-2 | 4.46 | 2 | 12.1 | 15 | 6 | Philadelphia | 0-0 | 0.00 | 1 | 2.0 | 2 | 0 |
| San Diego | 1-2 | 4.20 | 3 | 15.0 | 14 | 7 | Pittsburgh | 0-0 | 4.50 | 1 | 6.0 | 7 | 3 |
| S.F. | — | — | — | — | — | — | St. Louis | 1-0 | 2.87 | 3 | 15.2 | 15 | 5 |
| N.L. WEST | 1-7 | 4.71 | 16 | 63.0 | 63 | 33 | N.L. EAST | 2-1 | 3.87 | 8 | 37.2 | 38 | 16 |

1988 PITCHING BREAKDOWN

| | W-L | ERA | G | IP | H | ER | | W-L | ERA | G | IP | H | ER |
|-------------|-----|-------|---|------|----|----|-----------|-----|------|---|------|----|----|
| Season | 2-1 | 3.72 | 9 | 46.0 | 50 | 19 | Vs. Atl. | 0-0 | 3.60 | 1 | 5.0 | 7 | 2 |
| Candlestick | 2-1 | 1.72 | 5 | 31.1 | 28 | 6 | Cin. | — | — | — | — | — | — |
| Road | 0-0 | 7.98 | 4 | 14.2 | 22 | 13 | Hou. | — | — | — | — | — | — |
| Day | 1-0 | 5.56 | 5 | 22.2 | 26 | 14 | L.A. | 0-1 | 4.26 | 1 | 6.1 | 8 | 3 |
| Night | 1-1 | 1.93 | 4 | 23.1 | 24 | 5 | S.D. | — | — | — | — | — | — |
| Starter | 2-1 | 2.40 | 6 | 41.1 | 41 | 11 | N.L. WEST | 0-1 | 4.05 | 2 | 11.1 | 15 | 5 |
| Reliever | 0-0 | 15.43 | 3 | 4.2 | 9 | 8 | | | | | | | |
| April | — | — | — | — | — | — | Chi. | 1-0 | 4.91 | 2 | 11.0 | 11 | 6 |
| May | 0-0 | 15.43 | 3 | 4.2 | 9 | 8 | Mon. | — | — | — | — | — | — |
| June | — | — | — | — | — | — | N.Y. | — | — | — | — | — | — |
| July | 2-1 | 2.40 | 6 | 41.1 | 41 | 11 | Phi. | 0-0 | 0.00 | 1 | 2.0 | 2 | 0 |
| August | — | — | — | — | — | — | Pit. | 0-0 | 4.50 | 1 | 6.0 | 7 | 3 |
| Sept.-Oct. | — | — | — | — | — | — | St. L. | 1-0 | 2.87 | 3 | 15.2 | 15 | 5 |
| Before ASB | 2-0 | 3.57 | 5 | 22.2 | 20 | 9 | N.L. EAST | 2-0 | 3.68 | 7 | 34.2 | 35 | 14 |
| After ASB | 0-1 | 3.86 | 4 | 23.1 | 30 | 10 | | | | | | | |

MULHOLLAND'S CAREER TRANSACTIONS

- Selected by San Francisco in 1st round (24th player selected) of June, 1984 draft; signed by scout Marty Miller.
- On disabled list August 1, 1988 through the remainder of the season with a broken left wrist.

TERRY MULHOLLAND'S CAREER HIGHS

MOST STRIKEOUTS: 6, June 8, 1986 vs. Cincinnati

MOST INNINGS PITCHED—

STARTER: 9, (twice) - last: July 10, 1988 vs. St. Louis.

RELIEVER: 2, (twice) - last: May 17, 1988 vs. Philadelphia.

LONGEST WINNING STREAK: 2, May 5-May 10, 1988.

LONGEST LOSING STREAK: 6, June 14-September 3, 1986.

DONELL NIXON (OF)

BIRTHDATE: December 31, 1961

1989 OPENING DAY AGE: 27

BIRTHPLACE: Evergreen, North Carolina

BATS: Right **THROWS:** Right

HEIGHT: 6-1 **WEIGHT:** 185

M.L. SERVICE: 2 years, 4 days

HOW OBTAINED: Acquired from Seattle, June 23, 1988, as the player to be named later for pitcher Rod Scurry, traded March 18, 1988.

CONTRACT STATUS: Signed through 1989



1988 SEASON a valuable addition to the Giants organization after beginning the year with Seattle's AAA club at Calgary where he hit .281 with three HRs, 10 RBIs and 12 steals in 40 games . . . hit .563 (9x16) during a career high, seven-game hitting streak July 5-17 . . . tied career mark with three hits Sept. 18 at Houston and July 20 at Chicago . . . became the fourth player in Major League history to be caught stealing twice in the same inning during the sixth inning of the July 6 game vs. St. Louis . . . was ruled caught stealing second but was safe on an error, then was caught stealing home on a failed squeeze play . . . on Sept. 4 at Montreal, Donell led off for the Giants and his older brother Otis led off for the Expos, marking one of the few times in ML history that brothers led off a game for each team . . . hit .444 (12x27) vs. LHP . . .

PRO CAREER **1987**—opened the season as the Mariner's starting center fielder before being outrighted to Calgary May 2 after hitting only .130 in 17 games . . . showed improvement at Calgary, hitting .333 with 4 HRs, 42 RBIs and 40 stolen bases in 67 games . . . joined Seattle again July 20 where he hit .324 (11x34) in his first seven starts . . . hit first ML home run off Bruce Hurst June 24 at Boston . . . outrighted once again where he appeared in 14 games before being re-purchased Sept. 12 . . . led the Pacific Coast League with 46 stolen bases . . . **1986**—invited to Seattle's spring camp as a non-roster player . . . was unable to play until August due to a stress fracture in his previously broken leg . . . was assigned to AA-Chattanooga August 2 where he made his 1st appearance since 1984 . . . hit safely in all 4 games at Chattanooga and was promoted to AAA-Calgary August 6 where he hit safely in 6 of 8 games . . . **1985**—began the year on the M's 40-man roster before severely breaking his leg March 18 vs. Milwaukee at Sun City, AZ after running into the outfield wall . . . underwent immediate surgery, as a plate and 18 screws were placed in his leg . . . successfully had the plate and screws removed during an October 29 surgery . . . **1984**—set a Southern League record with 102 stolen bases . . . also led Chattanooga in at-bats, runs and doubles, while finishing 2nd in hits . . . **1983**—led California League in runs and stolen bases . . . finished 3rd in league batting race . . . named to California League All-Star Team . . . his 144 steals fell one short of the professional record when Vince Coleman (South Atlantic) stole 3 bases the final day of the season to total 145 . . . was named TOPPS/National Association player of the month for July and August . . . recipient of the Howe News Bureau Star of Stars Award . . . **1982**—was named to the Midwest League All-Star Team, leading the circuit with 85 stolen bases . . . finished third in batting, runs and hits . . .

PERSONAL graduated from West Columbus High School where he won 11 letters in 4 sports (baseball, basketball, football and track) . . . set conference records in the 100-meter dash and long jump . . . attended Louisburg (N.C.) College briefly before signing with the Mariners . . . named MVP of North Carolina Summer Collegiate League in 1980 . . . married (Sheryl) . . . one son (Darian) . . . resides in Evergreen, North Carolina.

Robert Oonell Nixon

| Year | Club | AVG. | G | AB | R | H | 2B | 3B | HR | RBI | BB | SO | SB |
|------|---------------|---------------|-----|-----|-----|-----|----|----|----|-----|----|----|-----|
| 1981 | Wassau | .284 | 59 | 204 | 35 | 58 | 7 | 2 | 5 | 26 | 28 | 31 | 20 |
| 1982 | Wassau | .338 | 116 | 461 | 102 | 156 | 18 | 7 | 11 | 56 | 41 | 75 | 85 |
| | Lynn | .292 | 6 | 24 | 5 | 7 | 2 | 1 | 0 | 1 | 2 | 4 | 3 |
| 1983 | Bakersfield | .321 | 135 | 542 | 115 | 174 | 27 | 4 | 4 | 51 | 63 | 82 | 144 |
| 1984 | Chattanooga | .269 | 140 | 536 | 99 | 144 | 25 | 5 | 4 | 57 | 70 | 71 | 102 |
| 1985 | Seattle | DISABLED LIST | | | | | | | | | | | |
| 1986 | Chattanooga | .333 | 4 | 18 | 2 | 6 | 1 | 0 | 0 | 0 | 2 | 3 | 2 |
| | Calgary | .343 | 8 | 35 | 3 | 12 | 1 | 1 | 0 | 1 | 1 | 3 | 0 |
| 1987 | Seattle | .250 | 46 | 132 | 17 | 33 | 4 | 0 | 3 | 12 | 13 | 28 | 21 |
| | Calgary | .323 | 82 | 328 | 72 | 106 | 18 | 1 | 5 | 51 | 51 | 51 | 46 |
| 1988 | Calgary | .281 | 40 | 160 | 28 | 45 | 7 | 0 | 3 | 10 | 14 | 20 | 12 |
| | San Francisco | .346 | 59 | 78 | 15 | 27 | 3 | 0 | 0 | 6 | 10 | 12 | 11 |
| N.L. | Totals | .346 | 59 | 78 | 15 | 27 | 3 | 0 | 0 | 6 | 10 | 12 | 11 |
| A.L. | Totals | .250 | 46 | 132 | 17 | 33 | 4 | 0 | 3 | 12 | 13 | 28 | 21 |
| M.L. | Totals | .286 | 105 | 210 | 32 | 60 | 7 | 0 | 3 | 18 | 23 | 40 | 32 |

GW-RBIs: Career Total (2); 1988 (2);

CAREER vs. THE NATIONAL LEAGUE

| | AVG. | AB | H | HR | RBI | | AVG. | AB | H | HR | RBI |
|-------------|------|----|----|----|-----|--------------|------|----|----|----|-----|
| Atlanta | .364 | 11 | 4 | 0 | 0 | Chicago | .538 | 13 | 7 | 0 | 4 |
| Cincinnati | .000 | 4 | 0 | 0 | 0 | Montreal | .000 | 4 | 0 | 0 | 0 |
| Houston | .571 | 7 | 4 | 0 | 0 | New York | .000 | 3 | 0 | 0 | 0 |
| Los Angeles | .400 | 10 | 4 | 0 | 2 | Philadelphia | .400 | 5 | 2 | 0 | 0 |
| San Diego | .000 | 2 | 0 | 0 | 0 | Pittsburgh | .375 | 8 | 3 | 0 | 0 |
| S.F. | — | — | — | — | — | St. Louis | .231 | 13 | 3 | 0 | 0 |
| N.L. WEST | .353 | 34 | 12 | 0 | 2 | N.L. EAST | .326 | 46 | 15 | 0 | 4 |

1988 BATTING BREAKDOWN

| | AVG. | AB | H | HR | RBI | | AVG. | AB | H | HR | RBI |
|-------------|------|----|----|----|-----|-----------|------|----|----|----|-----|
| Season | .346 | 78 | 27 | 0 | 6 | Vs. Atl. | .364 | 11 | 4 | 0 | 0 |
| Candlestick | .424 | 33 | 14 | 0 | 3 | Cin. | .000 | 4 | 0 | 0 | 0 |
| Road | .289 | 45 | 13 | 0 | 3 | Hou. | .571 | 7 | 4 | 0 | 0 |
| Day | .425 | 40 | 17 | 0 | 5 | L.A. | .400 | 10 | 4 | 0 | 2 |
| Night | .263 | 38 | 10 | 0 | 1 | S.D. | .000 | 2 | 0 | 0 | 0 |
| Vs. RHP | .294 | 51 | 15 | 0 | 4 | N.L. WEST | .353 | 34 | 12 | 0 | 2 |
| Vs. LHP | .444 | 27 | 12 | 0 | 2 | | | | | | |
| April | — | — | — | — | — | Chi. | .538 | 13 | 7 | 0 | 4 |
| May | — | — | — | — | — | Mon. | .000 | 4 | 0 | 0 | 0 |
| June | .500 | 2 | 1 | 0 | 0 | N.Y. | .000 | 3 | 0 | 0 | 0 |
| July | .381 | 42 | 16 | 0 | 4 | Phi. | .400 | 5 | 2 | 0 | 0 |
| August | .313 | 16 | 5 | 0 | 1 | Pit. | .375 | 8 | 3 | 0 | 0 |
| Sept.-Oct. | .278 | 18 | 5 | 0 | 1 | St.L. | .231 | 13 | 3 | 0 | 0 |
| Before ASB | .583 | 12 | 7 | 0 | 2 | N.L. EAST | .326 | 46 | 15 | 0 | 4 |
| After ASB | .303 | 66 | 20 | 0 | 4 | | | | | | |

NIXON'S CAREER TRANSACTIONS

- Selected in the 10th round of June, 1980 draft; signed by scout Rip Taylor.
- On disabled list, March 18, 1985 through remainder of the season with severely broken leg.
- Traded to San Francisco for Rod Scurry (p), June 23, 1988 as the player to be named later for Rod Scurry (p), June 23, 1988. Scurry was sent to Seattle March 18, 1988.

OONELL NIXON'S CAREER HIGHS

MOST HITS: 3, (3 times) — last: September 18, 1988 at Houston.

MOST RBIs: 2, July 20, 1988 at Chicago.

MOST HOME RUNS: 1, (3 times) — last: September 25, 1987 vs. Texas (with Seattle).


CAREER GRAND SLAMS: None.

LONGEST HITTING STREAK: 5 (twice) — last: July 9-July 17, 1988.

MOST STOLEN BASES: 2 (3 times) — last September 29, 1987 at Kansas City (with Seattle).

GIANTS OWNERS

| | Years | | Years |
|-----------------|-----------|---------------------|---------|
| John B. Day | 1883-92 | Harry N. Hempstead | 1912-18 |
| C.C. Van Cott | 1893-94 | Charles A. Stoneham | 1919-35 |
| Andrew Freedman | 1895-1902 | Horace C. Stoneham | 1936-75 |
| John T. Brush | 1903-12 | Robert A. Lurie | 1976- |



JOSE PENA (C)

BIRTHDATE: April 24, 1965

1989 OPENING DAY AGE: 23

BIRTHPLACE: Bonoa, Dominican Republic

BATS: Right **THROWS:** Right

HEIGHT: 6-0 **WEIGHT:** 190

M.L. SERVICE: None

HOW OBTAINED: Signed as a free agent, January 17, 1983

CONTRACT STATUS: Signed through 1989

1988 SEASON. completed his sixth professional campaign at the age of 23 . . . spent entire season with Shreveport, his first year at double-A . . . hit a three-run, game-winning home run against San Antonio May 16 . . . had nine hits in five games July 22-28, including three doubles and a triple . . . hit safely in seven straight contests August 13-20, going 10x27 (.370) during that streak . . . continued good work behind the plate, made just one error in his first 209 chances.

PRO CAREER. . . . **1987**— led all California League catchers by throwing out 58% of the attempted base stealers (41 of 71) . . . also improved at the plate, hitting a career-high .278 for the California League Champion Fresno Giants . . . had the best success in May, batting .338, including a 4-for-5 night at Visalia May 29 . . . drove in a season-high four runs July 28 at San Jose

GIANTS 1989 BIRTHDAY CALENDAR

JANUARY

| | AGE |
|-----------------------|-----|
| 3 Roger Samuels | 28 |
| 3 Russ Swan | 25 |
| 13 Kevin Mitchell | 27 |
| 21 Mike Krukow | 37 |
| 21 Jose Uribe | 29 |
| 24 Atlee Hammaker | 31 |
| 25 Francisco Melendez | 25 |

FEBRUARY

| | AGE |
|------------------|-----|
| 8 Paul McClellan | 23 |
| 14 Dave Dravecky | 33 |
| 17 Roger Craig | 59 |

MARCH

| | AGE |
|--------------------|-----|
| 6 Karl Best | 30 |
| 9 Wendell Kim | 38 |
| 9 Terry Mulholland | 26 |
| 13 Will Clark | 25 |
| 19 Andres Santana | 21 |
| 31 Tracy Jones | 28 |

APRIL

| | AGE |
|--------------------|-----|
| 15 Doug Robertson | 26 |
| 20 Tony Perezchica | 23 |
| 24 Jose Pena | 24 |

MAY

| | AGE |
|-------------------|-----|
| 10 Robby Thompson | 27 |
| 16 Rick Reuschel | 40 |
| 29 Charlie Hayes | 24 |
| 30 Mike LaCoss | 33 |

JUNE

| | AGE |
|-----------------|-----|
| 2 Bob Lillis | 59 |
| 4 Terry Kennedy | 33 |
| 7 Trevor Wilson | 23 |
| 8 Don Robinson | 32 |
| 14 Bill Fahey | 39 |
| 15 Dusty Baker | 40 |
| 15 Brett Butler | 32 |
| 17 Stu Tate | 27 |
| 28 Chris Speier | 39 |

JULY

| | AGE |
|-------------------|-----|
| 15 Kirt Manwaring | 24 |
| 16 Norm Sherry | 58 |

SEPTEMBER

| | AGE |
|-------------------|-----|
| 5 Candy Maldonado | 29 |
| 29 Craig Lefferts | 32 |

OCTOBER

| | AGE |
|-------------------|-----|
| 2 Ernest Riles | 29 |
| 4 Dennis Cook | 27 |
| 25 Kelly Downs | 29 |
| 30 Scott Garrelts | 28 |

NOVEMBER

| | AGE |
|------------------|-----|
| 12 Will Tejada | 27 |
| 28 John Burkett | 25 |
| 28 Matt Williams | 24 |
| 29 Joe Price | 33 |

DECEMBER

| | AGE |
|-----------------|-----|
| 31 Donell Nixon | 28 |

. . . collected five hits at Reno August 16 . . . closed out the season with a .316 average and 12 RBIs in 18 games during August . . . **1986**—tied for the Clinton lead with a career-high 53 RBIs, splitting time as a catcher and a designated hitter . . . played in a career-high 102 games, receiving more playing time in each of his three years at Clinton . . . **1983**—played 30 games at Great Falls after signing as a free agent at age 17 . . .


PERSONAL graduated from Plan de Reforma (Bonoa, Dominican Republic) in 1983 . . . is a cousin of the Cardinals' Tony Pena . . . lives in Bonoa, Dominican Republic.

Jose Luis Pena

| Year | Club | AVG. | G | AB | R | H | 2B | 3B | HR | RBI | BB | SO | SB |
|------|-------------|------|-----|-----|----|----|----|----|----|-----|----|----|----|
| 1983 | Great Falls | .235 | 30 | 81 | 7 | 19 | 0 | 0 | 0 | 8 | 3 | 27 | 2 |
| 1984 | Clinton | .176 | 70 | 222 | 20 | 39 | 8 | 0 | 3 | 26 | 18 | 62 | 1 |
| 1985 | Clinton | .263 | 82 | 262 | 26 | 69 | 20 | 0 | 1 | 24 | 22 | 53 | 2 |
| 1986 | Clinton | .249 | 102 | 350 | 30 | 87 | 18 | 0 | 5 | 53 | 16 | 61 | 2 |
| 1987 | Fresno | .278 | 80 | 266 | 43 | 74 | 11 | 1 | 4 | 35 | 12 | 43 | 6 |
| 1988 | Shreveport | .245 | 98 | 314 | 29 | 77 | 19 | 1 | 4 | 36 | 15 | 58 | 2 |

PENA'S CAREER TRANSACTIONS

— Signed as a free agent by San Francisco on January 17, 1983 by scout Nino Escalera.



TONY PEREZCHICA (IF)

BIRTHDATE: April 20, 1966

1989 OPENING DAY AGE: 22

BIRTHPLACE: Mexicali, Mexico

BATS: Right **THROWS:** Right

HEIGHT: 5-11 **WEIGHT:** 165

M.L. SERVICE: 27 days

HOW OBTAINED: Giants' #3 selection in June, 1984 Draft

CONTRACT STATUS: Signed through 1989

1988 SEASON enjoyed a fine year with Phoenix, hitting .306 with nine HRs . . . led the Firebirds in games (134), at-bats (517), runs (79), hits (158), triples (10) and stolen bases (10) . . . represented Phoenix in the Triple-A All-Star Game at Buffalo in July . . . earned a September 3 recall . . . made his ML debut Sept. 7 and picked up his first ML hit in his first at-bat off Braves' Tom Glavine . . .

PRO CAREER **1987**—enjoyed his best year offensively, despite missing nearly two months with two injuries . . . set career highs with a .319 average and 11 home runs . . . suffered a separated right shoulder while diving for a ball April 29 at Tulsa and was disabled for 11 days . . . played six games before he was hit by a pitch May 15, breaking a bone in his right hand . . . was out until June 23, but came back to bat .382 with five HRs and 22 RBIs in 25 games during July, earning Texas League Player of the Month honors . . . hit an incredible .509 during a 14-game hitting streak from July 13-27 (29-for-57), raising his average from .279 to .338 . . . hit a grand slam at Midland July 15 and went 4-for-4 at Midland two days later . . . played 61 games at shortstop and 29 games at second base . . . in Winter ball, Tony led Tijuana to the Mexican League Championship and a trip to the Caribbean Series . . . he hit .340 during the Mexican playoffs, including two game-winning hits . . . **1986**—A California League All-Star, as he set career marks in runs (65), hits (126), doubles (30) and RBIs (54) . . . hit .300 in May and .339 in July . . . drove in five runs at Modesto July 24 . . . led all CL shortstops with 568 total chances and was second in games (126), assists (303) and double plays (54) . . . **1985**—hit .241 with 23 stolen bases as Clinton's shortstop in his first

PEREZCHICA *continued*

full season of professional ball . . . tied for the Midwest League lead with eight triples . . . **1984**—started 33 games at shortstop for Everett after signing in June . . .

PERSONAL was a three-time All-League star at Palm Springs (CA) High . . . he hit .455 in his sophomore year, .373 in his junior year and .512 with 11 home runs and 43 RBIs in his senior year, winning league MVP honors . . . named to All-CIF Class AA first teams in his junior and senior year . . . his 20 career homers were one shy of the CIF record . . . graduated in 1984 . . . single . . . lives in Palm Springs, California.

Antonio Llamas Perezchica

| Year | Club | AVG. | G | AB | R | H | 2B | 3B | HR | RBI | BB | SO | SB |
|------|---------------|------|-----|-----|----|-----|----|----|----|-----|----|-----|----|
| 1984 | Everett | .193 | 33 | 119 | 10 | 23 | 6 | 1 | 0 | 10 | 6 | 24 | 0 |
| 1985 | Clinton | .241 | 127 | 452 | 54 | 109 | 21 | 8 | 4 | 40 | 28 | 77 | 23 |
| 1986 | Fresno | .279 | 126 | 452 | 65 | 126 | 30 | 8 | 9 | 54 | 35 | 91 | 18 |
| 1987 | Shreveport | .319 | 89 | 332 | 44 | 106 | 24 | 1 | 11 | 47 | 19 | 74 | 3 |
| 1988 | Phoenix | .306 | 134 | 517 | 79 | 158 | 18 | 10 | 9 | 64 | 44 | 125 | 10 |
| | San Francisco | .125 | 7 | 8 | 1 | 1 | 0 | 0 | 0 | 1 | 2 | 1 | 0 |
| M.L. | Totals | .125 | 7 | 8 | 1 | 1 | 0 | 0 | 0 | 1 | 2 | 1 | 0 |

GW-RBIs: Career Total (0)

1988 & CAREER vs. THE NATIONAL LEAGUE

| | AVG. | AB | H | HR | RBI | | AVG. | AB | H | HR | RBI |
|-------------|------|----|---|----|-----|--------------|------|----|---|----|-----|
| Atlanta | .250 | 4 | 1 | 0 | 1 | Chicago | — | — | — | — | — |
| Cincinnati | — | — | — | — | — | Montreal | — | — | — | — | — |
| Houston | .000 | 3 | 0 | 0 | 0 | New York | — | — | — | — | — |
| Los Angeles | .000 | 1 | 0 | 0 | 0 | Philadelphia | — | — | — | — | — |
| San Diego | — | — | — | — | — | Pittsburgh | — | — | — | — | — |
| S.F. | — | — | — | — | — | St. Louis | — | — | — | — | — |
| N.L. WEST | .125 | 8 | 1 | 0 | 1 | N.L. EAST | — | — | — | — | — |

PEREZCHICA'S CAREER TRANSACTIONS

- Selected by San Francisco in 3rd round of June, 1984 draft; signed by scout Jack Paepke.
- On disabled list, April 30-May 10, 1987 with a bruised left shoulder and May 16-June 23, 1987 with a broken left hand.



JOE PRICE (LHP)

BIRTHDATE: November 29, 1956

1989 OPENING DAY AGE: 32

BIRTHPLACE: Inglewood, California

BATS: Right **THROWS:** Left

HEIGHT: 6-4 **WEIGHT:** 215

M.L. SERVICE: 8 years, 34 days

HOW OBTAINED: Signed as a free agent, February 5, 1987

CONTRACT STATUS: Signed through 1989

1988 SEASON troubled by an inflamed left shoulder, Joe had two stays on the disabled list in 1988 . . . was disabled May 14-June 3 and again August 17-September 2 . . . allowed just two hits and no runs in his first four appearances . . . did not allow an earned run in 16.1 innings from June 4-July 14 after returning from his 1st stay on the DL . . . equalled his career high with four saves, set in 1981 . . . saved four of his five opportunities . . . made an emergency start May 8 at Chicago . . . made two other starts in August . . . was 0-0, 3.46 in his 3 starts . . . longest stint of the season was a 5.2 inning outing versus Houston Aug. 3 . . . walked just two batters in 13

appearances from June 12-July 31 (17.1 innings) . . . underwent arthroscopic surgery October 4 to remove inflamed tissue from his left shoulder . . .

PRO CAREER **1987**—after battling back from elbow problems, Joe signed a Triple-A contract with the Giants, starting the season in Phoenix and posting a 6-0, 2.49 record with 2 saves in 17 games . . . was recalled July 5 after the “Chicago Seven” trade with San Diego . . . picked up the win in his 1st game as a Giant the same day . . . stranded all seven baserunners he inherited during the season . . . opponents hit just .154 (19x123) against him while he fanned 42 batters in 35 innings of work . . . **POST-SEASON**—appeared in two games of the NLCS, hurling 5.2 scoreless innings . . . picked up the win in game #5 with 5 shutout innings of one-hit ball, while striking out six . . . the win gave the Giants a 3-2 lead in the series . . . **1986**—began the season in the Red’s bullpen, making 21 relief appearances . . . made two starts prior to the All-Star break . . . was placed on the disabled list after the break . . . was activated September 1 and made just two more relief outings . . . **1985**—tied a NL relief record by striking out six consecutive batters May 8 in Philadelphia . . . was a member of the Reds’ starting rotation from early June until he went on the disabled list July 23 with a left elbow problem . . . made eight appearances upon his return, but was disabled again August 29 and had surgery to remove a calcium deposit September 12 . . . **1984**—tossed his only ML shutout July 27 in Los Angeles, a two-hitter with a career-high ten strikeouts . . . **1983**—finished seventh in the NL with a 2.88 ERA, but appeared in just one game in August and one in September due to arm problems . . . NL Pitcher of the Month in July with a 5-0, 1.24 mark . . . **1982**—made only one start, appearing in a career-high 59 games . . . struck out 71 in 72.2 innings . . . **1981**—was the only lefthander on the Reds’ staff . . . working only in relief, he recorded six wins and four saves . . . **1980**—earned promotion from Indianapolis June 13 and made his ML debut the next day, tossing six strong innings at St. Louis . . . picked up his first ML win at Houston June 28 . . . all three of his defeats came at the hands of the Giants, posting a 7-0 mark versus the rest of the league . . . **1978**—was second in the Florida State League with a 1.47 ERA . . . **1977**—named Billings team MVP in his first professional season . . .

PERSONAL graduated from Santana High (Santee, CA) . . . attended and played varsity baseball for both Oklahoma State University and the University of Oklahoma . . . married (LeeAnn) . . . one son (Ryan), one daughter (Andrea, August 3, 1988) . . . resides in Poway, California.

Joseph Walter Price

| Year | Club | W-L | ERA | G | GS | CG | SHO | SV | IP | H | R | ER | BB | SO |
|------|---------------|-------|------|-----|----|----|-----|----|-------|-----|-----|-----|-----|-----|
| 1977 | Billings | 6-5 | 3.73 | 15 | 13 | 4 | 0 | 0 | 94.0 | 83 | 50 | 39 | 42 | 97 |
| 1978 | Tampa | 10-4 | 1.47 | 23 | 21 | 9 | 1 | 0 | 165.0 | 123 | 40 | 27 | 51 | 128 |
| | Nashville | 0-0 | 2.70 | 2 | 2 | 0 | 0 | 0 | 10.0 | 7 | 3 | 3 | 3 | 10 |
| 1979 | Nashville | 6-6 | 3.96 | 22 | 20 | 2 | 2 | 0 | 109.0 | 101 | 58 | 48 | 41 | 69 |
| 1980 | Indianapolis | 4-4 | 3.87 | 11 | 11 | 3 | 0 | 0 | 79.0 | 64 | 36 | 34 | 30 | 83 |
| | Cincinnati | 7-3 | 3.57 | 24 | 13 | 2 | 0 | 0 | 111.0 | 95 | 45 | 44 | 37 | 44 |
| 1981 | Cincinnati | 6-1 | 2.50 | 41 | 0 | 0 | 0 | 4 | 54.0 | 42 | 19 | 15 | 18 | 41 |
| 1982 | Cincinnati | 3-4 | 2.85 | 59 | 1 | 0 | 0 | 3 | 72.2 | 73 | 26 | 23 | 32 | 71 |
| 1983 | Cincinnati | 10-6 | 2.88 | 21 | 21 | 5 | 0 | 0 | 144.0 | 118 | 46 | 46 | 46 | 83 |
| 1984 | Cincinnati | 7-13 | 4.19 | 30 | 30 | 3 | 1 | 0 | 171.2 | 176 | 91 | 80 | 61 | 129 |
| 1985 | Cincinnati | 2-2 | 3.90 | 26 | 8 | 0 | 0 | 1 | 64.2 | 59 | 35 | 28 | 23 | 52 |
| 1986 | Cincinnati | 1-2 | 5.40 | 25 | 2 | 0 | 0 | 0 | 41.2 | 49 | 30 | 25 | 22 | 30 |
| 1987 | Phoenix | 6-0 | 2.49 | 17 | 8 | 0 | 0 | 2 | 61.1 | 45 | 21 | 17 | 40 | 49 |
| | San Francisco | 2-2 | 2.57 | 20 | 0 | 0 | 0 | 1 | 35.0 | 19 | 10 | 10 | 13 | 42 |
| 1988 | San Francisco | 1-6 | 3.94 | 38 | 3 | 0 | 0 | 4 | 61.2 | 59 | 33 | 27 | 27 | 49 |
| M.L. | Totals | 39-39 | 3.55 | 284 | 78 | 10 | 1 | 13 | 756.1 | 690 | 335 | 298 | 279 | 541 |

| M.L. Batting | AVG. | AB | H | 2B | 3B | HR | RBI |
|--------------|------|-----|----|----|----|----|-----|
| — 1988 | .000 | 8 | 0 | 0 | 0 | 0 | 0 |
| — Career | .112 | 169 | 19 | 1 | 0 | 0 | 5 |

Last Home Run: None GW-RBIs: Career Total (0)

LEAGUE CHAMPIONSHIP SERIES RECORD

| Year | Club | W-L | ERA | G | GS | CG | SHO | SV | IP | H | R | ER | BB | SO |
|------|----------------|-----|------|---|----|----|-----|----|-----|---|---|----|----|----|
| 1987 | S.F. vs. St.L. | 1-0 | 0.00 | 1 | 0 | 0 | 0 | 0 | 5.2 | 3 | 0 | 0 | 1 | 7 |

PRICE *continued*

CAREER VS. THE NATIONAL LEAGUE

| | W-L | ERA | G | IP | H | ER | | W-L | ERA | G | IP | H | ER |
|---------------|-------|------|-----|-------|-----|-----|--------------|-------|------|-----|-------|-----|-----|
| Atlanta | 3-3 | 2.44 | 23 | 59.1 | 47 | 16 | Chicago | 4-1 | 2.78 | 19 | 55.1 | 49 | 17 |
| Cincinnati | 0-1 | 4.91 | 7 | 7.1 | 9 | 4 | Montreal | 4-3 | 3.72 | 21 | 58.0 | 53 | 24 |
| Houston | 3-4 | 3.15 | 33 | 97.2 | 84 | 34 | New York | 3-2 | 2.87 | 20 | 69.0 | 61 | 22 |
| Los Angeles | 6-3 | 2.79 | 34 | 84.0 | 67 | 26 | Philadelphia | 1-3 | 6.19 | 13 | 32.0 | 34 | 22 |
| San Diego | 4-5 | 3.83 | 38 | 101.0 | 98 | 43 | Pittsburgh | 2-6 | 6.39 | 23 | 45.1 | 54 | 32 |
| San Francisco | 4-5 | 3.29 | 24 | 68.1 | 64 | 25 | St. Louis | 5-3 | 3.80 | 28 | 78.2 | 70 | 33 |
| N.L. WEST | 20-21 | 3.19 | 160 | 417.2 | 369 | 148 | N.L. EAST | 19-18 | 3.99 | 124 | 338.2 | 321 | 150 |

CAREER SAVES vs. NL: Chi (1); Cin (1); Hou (2); LA (3); Phi (1); Pit (1); SD (4).

1988 PITCHING BREAKDOWN

| | W-L | ERA | G | IP | H | ER | | W-L-S | ERA | G | IP | H | ER |
|-------------|-----|------|----|------|----|----|-----------|-------|-------|----|------|----|----|
| Season | 1-6 | 3.94 | 38 | 61.2 | 59 | 27 | Vs. Atl. | 0-1-0 | 2.00 | 5 | 9.0 | 8 | 2 |
| Candlestick | 1-1 | 1.46 | 19 | 37.0 | 26 | 6 | Cin. | 0-1-1 | 4.91 | 7 | 7.1 | 9 | 4 |
| Road | 0-5 | 7.66 | 19 | 24.2 | 33 | 21 | Hou. | 0-0-1 | 0.82 | 3 | 11.0 | 6 | 1 |
| Day | 0-3 | 3.03 | 19 | 32.2 | 29 | 11 | L.A. | 1-1-0 | 2.70 | 5 | 6.2 | 6 | 2 |
| Night | 1-3 | 4.97 | 19 | 29.0 | 30 | 16 | S.D. | 0-0-1 | 2.00 | 7 | 9.0 | 3 | 2 |
| Starter | 0-0 | 3.46 | 3 | 13.0 | 12 | 5 | N.L. WEST | 1-3-3 | 2.30 | 27 | 43.0 | 32 | 11 |
| Reliever | 1-6 | 4.07 | 35 | 48.2 | 47 | 22 | | | | | | | |
| April | 0-2 | 5.23 | 8 | 10.1 | 11 | 6 | Chi. | 0-1-0 | 6.75 | 2 | 5.1 | 8 | 4 |
| May | 0-0 | 4.69 | 2 | 7.2 | 13 | 4 | Mon. | 0-0-0 | 9.00 | 1 | 2.0 | 2 | 2 |
| June | 0-0 | 0.00 | 8 | 13.1 | 6 | 0 | N.Y. | 0-0-0 | 13.50 | 1 | 0.2 | 2 | 1 |
| July | 1-2 | 6.30 | 8 | 10.0 | 9 | 7 | Phi. | — | — | — | — | — | — |
| August | 0-1 | 2.92 | 5 | 12.1 | 11 | 4 | Pit. | 0-1-1 | 6.23 | 3 | 4.1 | 3 | 3 |
| Sept.-Oct. | 0-1 | 6.75 | 7 | 8.0 | 9 | 6 | St. L. | 0-1-0 | 8.53 | 4 | 6.1 | 12 | 6 |
| Before ASB | 0-2 | 2.78 | 19 | 32.1 | 30 | 10 | N.L. EAST | 0-3-1 | 7.91 | 11 | 18.2 | 27 | 16 |
| After ASB | 1-4 | 5.22 | 19 | 29.1 | 29 | 17 | | | | | | | |

PRICE'S CAREER TRANSACTIONS

- Selected by Cincinnati in 4th round of June, 1977 draft; signed by scout Larry Barton, Jr.
- On disabled list, August 7-September 1, 1983 with tendinitis in left shoulder.
- On disabled list, July 23-August 8, 1985 with tendinitis in left elbow and August 29-September 13, 1985 due to left elbow surgery.
- On disabled list, July 17-September 1, 1986 with an inflamed left elbow.
- Granted free agency, November 12, 1986; signed with San Francisco, February 5, 1987.
- Granted free agency, November 2, 1987; re-signed with San Francisco, December 10, 1987.
- On disabled list, May 9-June 3, 1988 and August 17-September 2, 1988 with an inflamed left shoulder.

JOE PRICE'S CAREER HIGHS

LOW-HIT GAME: 2-hitter (twice)—last: July 27, 1984 at Los Angeles (with Cincinnati).

MOST STRIKEOUTS: 10, July 27, 1984 at Los Angeles (with Cincinnati).

MOST INNINGS PITCHED—

STARTER: 9, (9 times)—last: August 6, 1984 vs. San Diego (with Cincinnati).

RELIEVER: 6, July 27, 1980 at New York (with Cincinnati).

LONGEST WINNING STREAK: 5, (3 times)—last: July 3-24, 1983 (with Cincinnati).

LONGEST LOSING STREAK: 3, (3 times)—last: June 15, 1985—April 13, 1986 (with Cincinnati).

RICK REUSCHEL (RHP)

NICKNAME: Big Daddy

BIRTHDATE: May 16, 1949

1989 OPENING DAY AGE: 39

BIRTHPLACE: Quincy, Illinois

BATS: Right **THROWS:** Right

HEIGHT: 6-3 **WEIGHT:** 240

M.L. SERVICE: 16 years, 4 days

HOW OBTAINED: Acquired from Pittsburgh for Jeff Robinson and Scott Medvin, August 21, 1987

CONTRACT STATUS: Signed through 1989



1987 SEASON another outstanding year for the 16-year veteran, who was named to his third All-Star team with an 11-4, 2.90 record but did not attend in order to get married July 12 . . . tied for the NL lead with 36 starts

and was fourth with 19 wins and seventh with 245 innings pitched . . . 19 wins was his second highest career total . . . is now six wins shy of 200 for his career . . . lost his final three starts in an effort to win 20 as the Giants scored just four times in the three games . . . SF scored just 15 runs in his 11 losses in 1988 . . . in 10 of the losses, they scored one run or less . . . lost his final start October 1 at Los Angeles 2-1 to Tim Lincecum, despite hurling his 100th career complete game . . . surpassed the 3,000 innings pitched mark during 3-1 win vs. San Diego April 9 . . . won five straight starts from May 26-June 15 . . . was the third ML player to reach the 10-win mark with a 4-2 win at San Diego in his 14th start . . . only Cubs' Greg Maddux and Indians' Greg Swindell won 10 games faster . . . equalled his career-best with a two-hitter vs. the Mets August 17, shutting out New York 4-0 . . . was 3-1, 1.91 in four April starts and 4-1, 2.38 in six July starts . . . led the majors and set a new San Francisco record with 19 sacrifice bunts . . . among pitchers who were active at the end of 1988, Rick ranks fifth in wins (194) and innings (3243.2) and sixth in strikeouts (1851) . . .

PRO CAREER has fanned ten or more in a game 12 times in his career . . . **1987**—selected to his second All-Star Game as he led the NL with a 2.32 ERA at the break . . . named to the Rawlings Gold Glove team for the second time in his career and to Baseball America's NL All-Star Team . . . set a career mark with 12 complete games and equalled another with four shutouts . . . led the NL with a 1.7 walks per nine inning ratio . . . walked

NO-HITTERS BY GIANTS (17)

| DATE | PITCHER | OPPONENTS | SCORE |
|----------------|---|---------------------------|---------------------|
| Sept. 27, 1888 | Ed Crane | vs. Washington Senators | 3-0 (seven innings) |
| July 31, 1891 | Amos Rusie | vs. Brooklyn Bridegrooms | 6-0 |
| July 15, 1901 | Christy Mathewson | Ⓢ St. Louis Cardinals | 5-0 |
| Sept. 14, 1903 | Leon Ames | Ⓢ St. Louis Cardinals | 5-0 (five innings) |
| June 13, 1905 | Christy Mathewson | Ⓢ Chicago Cubs | 1-0 |
| July 4, 1908 | George Willse (LHP) | vs. Philadelphia Phillies | 1-0 (ten innings) |
| April 15, 1909 | Leon Ames | vs. Brooklyn Dodgers | lost 3-0 |
| | (in Giants opener, Ames went 9.1 hitless innings; lost on seven hits in 13 innings) | | |
| Sept. 6, 1912 | Jeff Tesreau | Ⓢ Philadelphia Phillies | 3-0 (first game) |
| April 15, 1915 | Rube Marquard (LHP) | vs. Brooklyn Dodgers | 2-0 |
| May 7, 1922 | Jesse Barnes | vs. Philadelphia Phillies | 6-0 |
| May 8, 1929 | Carl Hubbell (LHP) | vs. Pittsburgh Pirates | 11-0 |
| June 12, 1959 | Mike McCormick (LHP) | Ⓢ Philadelphia Phillies | 3-0 (five innings) |
| Sept. 26, 1959 | Sam Jones | Ⓢ St. Louis Cardinals | 4-0 (seven innings) |
| June 15, 1963 | Juan Marichal | vs. Houston Astros | 1-0 |
| Sept. 17, 1968 | Gaylord Perry | vs. St. Louis Cardinals | 1-0 |
| Aug. 24, 1975 | Ed Halicki | vs. New York Mets | 6-0 (second game) |
| Sept. 29, 1976 | John Montefusco | Ⓢ Atlanta Braves | 9-0 |

NO-HITTERS AGAINST GIANTS (13)

| DATE | PITCHER | OPPONENT | SCORE |
|----------------|---|-------------------------|--------------------|
| June 22, 1891 | Tom Lovett | Ⓢ Brooklyn Bridgegrooms | 4-0 |
| May 25, 1899 | Deacon Phillippe | Ⓢ Louisville Colonels | 7-0 |
| June 11, 1904 | Bob Wicker | vs. Chicago Cubs | 1-0 |
| | (Wicker went 9.1 hitless innings; won on one hit in 12 innings) | | |
| Aug. 23, 1907 | Howie Camnitz | vs. Pittsburgh Pirates | 1-0 (five innings) |
| Aug. 31, 1915 | Jimmy Lavender | vs. Chicago Cubs | 2-0 (first game) |
| Sept. 9, 1948 | Rex Barney | vs. Brooklyn Dodgers | 2-0 |
| May 12, 1956 | Carl Erskine | Ⓢ Brooklyn Dodgers | 3-0 |
| April 28, 1961 | Warren Spahn (LHP) | Ⓢ Milwaukee Braves | 1-0 |
| May 11, 1963 | Sandy Koufax (LHP) | Ⓢ Los Angeles Dodgers | 8-0 |
| Sept. 18, 1968 | Ray Washburn | vs. St. Louis Cardinals | 2-0 |
| June 27, 1980 | Jerry Reuss (LHP) | vs. Los Angeles Dodgers | 8-0 |
| May 10, 1981 | Charlie Lea | Ⓢ Montreal Expos | 4-0 (second game) |
| Sept. 25, 1986 | Mike Scott | Ⓢ Houston Astros | 2-0 |

REUSCHEL *continued*

one or fewer in 24 of his 34 games . . . was 8-6, 2.75 in 25 starts for the Pirates prior to the August 21 trade for Jeff Robinson and Scott Medvin to Pittsburgh . . . had a career-high, 22-inning scoreless streak from June 27-July 8 with the Pirates . . . NL Player of the Week July 20-26 . . . won his debut with the Giants at Philadelphia August 24, 6-1 . . . tossed three two-hitters, equalling his career best . . . as a Giant, Rick did not have a stolen base attempt against him in nine games . . . **POST-SEASON**—Rick started games #1 & 5 of the NLCS, suffering the loss in the series opener . . . **1986**—made his 400th career start July 18 vs. San Diego . . . had a career-high seven-game losing streak, June 2-July 13 . . . went a career-high 11 innings in a ND vs. Atlanta May 27 . . . **1985**—started at Hawaii and joined the Pirates May 21 . . . finished fourth in NL ERA with his lowest career mark (2.27) . . . won *The Sporting News*' NL Comeback Player of the Year award, Roberto Clemente Award, Fred Hutchinson Award and his first Gold Glove Award (led NL pitchers with no errors in 64 chances) . . . was 13-3, 2.14 at home, tying Dock Ellis' 1971 record for most wins in a season at Three Rivers . . . **1984**—hampered by injuries throughout his last season with the Cubs, going on the DL twice . . . **1983**—opened the year with Yankees on the DL . . . came off the DL on June 9 and was released . . . signed to a Class A contract by the Cubs June 28 . . . returned to the Majors with the Cubs September 11, his first start since October 24, 1981 (Game #4 of World Series) . . . **1982**—had right rotator cuff surgery and missed the entire season . . . **1981**—traded by the Cubs to the Yankees on the eve of the players' strike . . . appeared in two games for the Yanks during the World Series . . . **1980**—won in double figures for the ninth straight year . . . NL Pitcher of the Month for August, 5-0, 0.92 ERA . . . **1979**—struck out John Stearns for career strikeout #1000, April 5 . . . got win #100 at Wrigley vs. San Diego June 6 . . . NL Pitcher of the Month for August, (7-0, 1.64) . . . the seven-game winning streak is the longest of his career (August 3-28) . . . **1977**—went 20-10 and named to *The Sporting News* NL All-Star team . . . pitched one scoreless inning in the All-Star Game . . . **1975**—teamed with brother Paul August 21 vs. Los Angeles becoming the first brothers in ML history to combine on a shutout . . . **1972**—made ML debut June 19 vs. San Francisco and struck out Bobby Bonds, the only batter he faced . . . picked up his first ML win the next day vs. the Giants . . . first ML shutout was vs. St. Louis July 30 . . .

PERSONAL acquired nickname of "Big Daddy" from Mike Krukow while teammates with the Cubs . . . graduated from Central High School in Camp Point, Illinois, in 1967 . . . attended Western Illinois University . . . his brother Paul pitched in the Majors for the Cubs and Indians (1975-78) . . . hobbies include carpentry, snowmobiling, golf and shooting . . . married (Barbara Thompson, July 12, 1988) . . . has one son (Darryl, March 18, 1976) and one daughter (Elizabeth, May 4, 1978) . . . resides in Arlington Heights, Illinois.

RICK REUSCHEL'S CAREER HIGHS

LOW-HIT GAME: 2 hitter (5 times)—last: August 17, 1988 vs. New York
MOST STRIKEOUTS: 13, August 19, 1973 vs. Los Angeles (with Chicago)
MOST INNINGS PITCHED—
STARTER: 110, May 27, 1986 vs. Atlanta (with Pittsburgh)
RELIEVER: 60, June 20, 1972 vs. San Francisco (with Chicago)
LONGEST WINNING STREAK: 7, August 3-28, 1979 (with Chicago)
LONGEST LOSING STREAK: 8, (twice)—last: June 7-July 13, 1986 (with Pittsburgh)

RAWLINGS GOLD GLOVE AWARD®

The Rawlings Gold Glove Award was established in 1957 and represents the ultimate in major league fielding excellence. The Giants have captured 16 Gold Gloves since moving to San Francisco. Giants winners include Willie Mays (1958-68), Jim Davenport (1962), Bobby Bonds (1971, 1973-74) and Rick Reuschel (1987).

Ricky Eugene Reuschel

| Year | Club | W-L | ERA | G | GS | CG | SHO | SV | IP | H | R | ER | BB | SO |
|------|---------------|---------------|------|-----|-----|-----|-----|----|--------|------|------|------|-----|------|
| 1970 | Huron | 9-2 | 3.53 | 14 | 14 | 7 | 0 | 0 | 102.0 | 96 | 52 | 40 | 22 | 88 |
| 1971 | San Antonio | 8-4 | 2.31 | 16 | 16 | 9 | 2 | 0 | 121.0 | 105 | 40 | 31 | 15 | 81 |
| 1972 | Wichita | 9-2 | 1.32 | 12 | 12 | 8 | 3 | 0 | 102.0 | 78 | 30 | 15 | 20 | 72 |
| | Chicago (NL) | 10-8 | 2.93 | 21 | 18 | 5 | 4 | 0 | 129.0 | 127 | 46 | 42 | 29 | 87 |
| 1973 | Chicago (NL) | 14-15 | 3.00 | 36 | 36 | 7 | 3 | 0 | 237.0 | 244 | 95 | 79 | 62 | 168 |
| 1974 | Chicago (NL) | 13-12 | 4.29 | 41 | 38 | 8 | 2 | 0 | 241.0 | 262 | 130 | 115 | 83 | 160 |
| 1975 | Chicago (NL) | 11-17 | 3.73 | 38 | 37 | 6 | 0 | 1 | 234.0 | 244 | 116 | 97 | 67 | 155 |
| 1976 | Chicago (NL) | 14-12 | 3.46 | 38 | 37 | 9 | 2 | 1 | 260.0 | 260 | 117 | 100 | 64 | 146 |
| 1977 | Chicago (NL) | 20-10 | 2.79 | 39 | 37 | 8 | 4 | 1 | 252.0 | 233 | 84 | 78 | 74 | 166 |
| 1978 | Chicago (NL) | 14-15 | 3.41 | 35 | 35 | 9 | 1 | 0 | 243.0 | 235 | 98 | 92 | 54 | 115 |
| 1979 | Chicago (NL) | 18-12 | 3.62 | 36 | 36 | 5 | 1 | 0 | 239.0 | 251 | 104 | 96 | 75 | 125 |
| 1980 | Chicago (NL) | 11-13 | 3.40 | 38 | 38 | 6 | 0 | 0 | 257.0 | 281 | 111 | 97 | 76 | 140 |
| 1981 | Chicago (NL) | 4-7 | 2.45 | 13 | 13 | 1 | 0 | 0 | 86.0 | 87 | 40 | 33 | 23 | 53 |
| | New York (AL) | 4-4 | 2.66 | 12 | 11 | 3 | 0 | 0 | 71.0 | 75 | 24 | 21 | 10 | 22 |
| 1982 | New York (AL) | DISABLED LIST | | | | | | | | | | | | |
| 1983 | Columbus | 0-1 | 5.06 | 4 | 4 | 0 | 0 | 0 | 16.0 | 21 | 9 | 9 | 6 | 7 |
| | Quad Cities | 3-4 | 2.42 | 13 | 13 | 0 | 0 | 0 | 70.2 | 73 | 29 | 19 | 9 | 56 |
| | Chicago (NL) | 1-1 | 3.92 | 4 | 4 | 0 | 0 | 0 | 20.2 | 18 | 9 | 9 | 10 | 9 |
| 1984 | Chicago (NL) | 5-5 | 5.17 | 19 | 14 | 1 | 0 | 0 | 92.1 | 123 | 57 | 53 | 23 | 43 |
| 1985 | Hawaii | 6-2 | 2.50 | 8 | 8 | 2 | 0 | 0 | 54.0 | 52 | 18 | 15 | 12 | 46 |
| | Pittsburgh | 14-8 | 2.27 | 31 | 26 | 9 | 1 | 1 | 194.0 | 153 | 58 | 49 | 52 | 138 |
| 1986 | Pittsburgh | 9-16 | 3.96 | 35 | 34 | 4 | 2 | 0 | 215.2 | 232 | 106 | 95 | 57 | 125 |
| 1987 | Pittsburgh | 8-6 | 2.75 | 25 | 25 | 9 | 3 | 0 | 177.0 | 163 | 63 | 54 | 35 | 80 |
| | San Francisco | 5-3 | 4.32 | 9 | 8 | 3 | 1 | 0 | 50.0 | 44 | 28 | 24 | 7 | 27 |
| 1988 | San Francisco | 19-11 | 3.12 | 36 | 36 | 7 | 2 | 0 | 245.0 | 242 | 88 | 85 | 42 | 92 |
| | N.L. Totals | 190-171 | 3.40 | 494 | 472 | 97 | 26 | 4 | 3172.2 | 3199 | 1350 | 1198 | 833 | 1829 |
| | A.L. Totals | 4-4 | 2.66 | 12 | 11 | 3 | 0 | 0 | 71.0 | 75 | 24 | 21 | 10 | 22 |
| | M.L. Totals | 194-175 | 3.38 | 506 | 483 | 100 | 26 | 4 | 3243.2 | 3274 | 1374 | 1219 | 843 | 1851 |

| M.L. Batting | AVG. | AB | H | 2B | 3B | HR | RBI |
|--------------|------|------|-----|----|----|----|-----|
| — 1988 | .110 | 73 | 8 | 1 | 0 | 0 | 3 |
| — Career | .169 | 1026 | 173 | 33 | 4 | 4 | 73 |

Last Home Run: May 22, 1987 at Cincinnati (Ron Robinson) GW-RBIs: Career Total (2)

ALL STAR GAME RECORD

| Year | Club, Site | W-L | ERA | G | GS | CG | SHO | SV | IP | H | R | ER | BB | SO |
|------|-----------------|-----------------|------|---|----|----|-----|----|-----|---|---|----|----|----|
| 1977 | N.L. N.Y. (AL) | 0-0 | 0.00 | 1 | 0 | 0 | 0 | 0 | 1.0 | 1 | 0 | 0 | 0 | 0 |
| 1987 | N.L. Oakland | 0-0 | 0.00 | 1 | 0 | 0 | 0 | 0 | 1.1 | 1 | 0 | 0 | 0 | 1 |
| 1988 | N.L. Cincinnati | (Did not pitch) | | | | | | | | | | | | |
| ASG | Totals | 0-0 | 0.00 | 2 | 0 | 0 | 0 | 0 | 2.1 | 2 | 0 | 0 | 0 | 1 |

DIVISION SERIES RECORD

| Year | Club | W-L | ERA | G | GS | CG | SHO | SV | IP | H | R | ER | BB | SO |
|------|---------------|-----|------|---|----|----|-----|----|-----|---|---|----|----|----|
| 1981 | N.Y. vs. Mil. | 0-1 | 3.00 | 1 | 1 | 0 | 0 | 0 | 6.0 | 4 | 2 | 2 | 1 | 3 |

LEAGUE CHAMPIONSHIP SERIES RECORD

| Year | Club | W-L | ERA | G | GS | CG | SHO | SV | IP | H | R | ER | BB | SO |
|------|----------------|---------------|------|---|----|----|-----|----|------|----|---|----|----|----|
| 1981 | N.Y. vs. Oak. | did not pitch | | | | | | | | | | | | |
| 1987 | S.F. vs. St.L. | 0-1 | 6.30 | 2 | 2 | 0 | 0 | 0 | 10.0 | 15 | 8 | 7 | 2 | 2 |
| LCS | Totals | 0-1 | 6.30 | 2 | 2 | 0 | 0 | 0 | 10.0 | 15 | 8 | 7 | 2 | 2 |

WORLD SERIES RECORD

| Year | Club | W-L | ERA | G | GS | CG | SHO | SV | IP | H | R | ER | BB | SO |
|------|---------------|-----|------|---|----|----|-----|----|-----|---|---|----|----|----|
| 1981 | N.Y. vs. L.A. | 0-0 | 4.91 | 2 | 2 | 0 | 0 | 0 | 3.2 | 7 | 3 | 2 | 3 | 2 |

CAREER VS. THE NATIONAL LEAGUE

| | W-L | ERA | G | IP | H | ER | | W-L | ERA | G | IP | H | ER |
|---------------|-------|------|-----|--------|------|-----|--------------|-------|------|-----|--------|------|-----|
| Atlanta | 19-7 | 3.69 | 33 | 224.2 | 224 | 92 | Chicago | 10-2 | 1.66 | 16 | 114.0 | 86 | 21 |
| Cincinnati | 17-16 | 2.75 | 38 | 255.0 | 247 | 78 | Montreal | 24-20 | 3.24 | 56 | 389.1 | 385 | 140 |
| Houston | 14-13 | 2.94 | 41 | 269.0 | 264 | 88 | New York | 12-24 | 3.76 | 46 | 294.2 | 303 | 123 |
| Los Angeles | 11-18 | 3.77 | 44 | 250.2 | 281 | 105 | Philadelphia | 17-17 | 4.53 | 54 | 324.0 | 355 | 163 |
| San Diego | 19-8 | 2.67 | 34 | 199.0 | 186 | 59 | Pittsburgh | 13-21 | 4.41 | 44 | 285.2 | 311 | 140 |
| San Francisco | 17-12 | 3.01 | 45 | 225.0 | 261 | 90 | St. Louis | 17-13 | 2.99 | 43 | 298.0 | 296 | 99 |
| N.L. WEST | 97-74 | 3.24 | 235 | 1423.1 | 1463 | 512 | N.L. EAST | 93-97 | 3.62 | 259 | 1705.2 | 1736 | 686 |

REUSCHEL *continued*


1988 PITCHING BREAKDOWN

| | W-L | ERA | G | IP | H | ER |
|-------------|-------|------|----|-------|-----|----|
| Season | 19-11 | 3.12 | 36 | 245.0 | 242 | 85 |
| Candlestick | 8-5 | 2.63 | 16 | 113.0 | 96 | 33 |
| Road | 11-6 | 3.55 | 20 | 132.0 | 146 | 52 |
| Day | 10-3 | 2.32 | 14 | 101.0 | 98 | 26 |
| Night | 9-8 | 3.69 | 22 | 144.0 | 144 | 59 |
| Starter | 19-11 | 3.12 | 36 | 245.0 | 242 | 85 |
| Reliever | — | — | — | — | — | — |
| April | 3-1 | 1.91 | 4 | 28.1 | 24 | 6 |
| May | 4-2 | 3.50 | 7 | 46.1 | 51 | 18 |
| June | 3-1 | 4.07 | 5 | 24.1 | 30 | 11 |
| July | 4-1 | 2.38 | 6 | 45.1 | 40 | 12 |
| August | 3-2 | 3.47 | 7 | 46.2 | 39 | 18 |
| Sept.-Oct. | 2-4 | 3.33 | 7 | 54.0 | 58 | 20 |
| Before ASB | 11-4 | 2.90 | 18 | 115.0 | 118 | 37 |
| After ASB | 8-7 | 3.32 | 18 | 130.0 | 124 | 48 |

| | W-L | ERA | G | IP | H | ER |
|-----------|------|------|----|-------|-----|----|
| Vs. Atl. | 2-0 | 5.19 | 3 | 17.1 | 20 | 10 |
| Cin. | 2-2 | 3.67 | 4 | 27.0 | 27 | 11 |
| Hou. | 2-0 | 3.60 | 4 | 25.0 | 28 | 10 |
| L.A. | 0-2 | 4.61 | 2 | 13.2 | 15 | 7 |
| S.D. | 4-1 | 2.59 | 5 | 31.1 | 34 | 9 |
| N.L. WEST | 10-5 | 3.70 | 18 | 114.1 | 124 | 47 |
| Chi. | 4-0 | 0.89 | 4 | 30.1 | 22 | 3 |
| Mon. | 2-2 | 3.10 | 4 | 29.0 | 29 | 10 |
| N.Y. | 2-1 | 1.64 | 3 | 22.0 | 15 | 4 |
| Phi. | 0-1 | 2.81 | 2 | 16.0 | 16 | 5 |
| Pit. | 0-2 | 4.66 | 3 | 19.1 | 21 | 10 |
| St. L. | 1-0 | 3.86 | 2 | 14.0 | 15 | 6 |
| N.L. EAST | 9-6 | 2.62 | 18 | 130.2 | 118 | 38 |

REUSCHEL'S CAREER TRANSACTIONS

- Selected by Chicago Cubs in 3rd round of June, 1970 draft; signed by scout Elvin Tappe.
- Traded to New York Yankees for Doug Bird (p), cash and a player to be named later (Mike Griffin, p), June 12, 1981.
- On disabled list, March 23, 1982 through remainder of the season due to rotator cuff surgery.
- On disabled list, April 4-June 9, 1983 (included rehabilitation assignment to Columbus, May 23-June 9, 1983).
- Released by New York Yankees, June 9, 1983; signed by Chicago Cubs, June 28, 1983.
- On disabled list, March 27-April 21 and August 23-September 1, 1984, with a sore right shoulder.
- Granted free agency, November 8, 1984; signed with Pittsburgh, February 28, 1985.
- Traded to San Francisco for Jeff Robinson (p) and Scott Medvin (p), August 21, 1987.



ERNEST RILES (IF)

NICKNAME: Easy

BIRTHDATE: October 2, 1960

1989 OPENING DAY AGE: 28

BIRTHPLACE: Bainbridge, Georgia

BATS: Left **THROWS:** Right

HEIGHT: 6-1 **WEIGHT:** 180

M.L. SERVICE: 3 years, 131 days

HOW OBTAINED: Acquired from Milwaukee for Jeffrey Leonard and cash, June 8, 1988.

CONTRACT STATUS: Signed through 1989

1988 SEASON hit .252 with a HR and nine RBIs in 41 games with Milwaukee . . . was 2x4 with two RBIs in his Giants debut June 10 vs. Cincinnati . . . hit Giants' 10,000th home run off Steve Peters in 21-2 rout vs. St. Louis July 9 . . . it was his first NL HR . . . hit pinch-GW three-run HR in the seventh inning off Bryn Smith Aug. 22 vs. Montreal . . . hit .353 (32x91) in 38 games from Aug. 7-Sept. 27 . . . played SS, 2B & 3B with SF, making his first ML appearance at 2B with the Giants . . .

PRO CAREER **1987**—began the year on the DL for Milwaukee, recovering from an off-season injury to his right index finger . . . assigned to El Paso May 13 on 20 day rehab . . . remained with the Diablos on June 3 when he was taken off the rehab list and went on to hit .340 in 41 games, hitting safely in 70% of his games . . . rejoined the Brewers on June 28 . . . enjoyed 19 multi-hit games after his recall, including a career-high 11-game hitting streak from Aug. 10-25 . . . from Aug. 10-Sept. 9, Ernest hit .340 (32x94) with 14 runs and 19 RBIs in 25 games . . . **1986**—led the club with 145 games played and 12 GWRBIs . . . **1985**—had an impressive rookie season, earning American League Rookie of the Year honors from USA Today . . . finished second to Ozzie Guillen of Chicago in Rookie of the Year

balloting by *The Sporting News* and *Baseball Digest* . . . finished third in the BBWAA voting behind Guillen and teammate Ted Higuera . . . named to the Topps Rookie All-Star Team at 2B, despite never having played the position . . . began the year with Vancouver of the PCL, hitting .347 in 30 games before joining the Brewers May 14 . . . collected his first ML hit and RBI May 19 vs. Kansas City . . . hit first ML home run off Don Schulze May 19 vs. Cleveland . . . **1984** — slammed seven triples with Vancouver after attending his first ML camp on the big league roster . . . batted .359 in the Arizona Instructional League following the season . . . **1983** — led the Texas league with a career high .349 mark, earning him All-League honors . . . named El Paso's Player of the Month . . . established career highs with 109 runs, 166 hits, 31 doubles, 13 HRs, 91 RBIs and 86 walks . . . **1982** — led the California League with 21 steals and 84 walks . . . **1981** — selected in the third round in the secondary phase of the January Free Agent draft . . . signed by scout Julio Blanco-Herrera . . . named Butte's Player of the Month for August when he hit .387 . . . named All-League . . .

PERSONAL . . . graduated from Bainbridge (GA) High School in 1978, while being named MVP in baseball . . . played American Legion ball at Post 84 and earned MVP honors in 1978 . . . attended Middle Georgia College in Cochran, GA . . . named MGC MVP and outstanding defensive player in national junior college tournament . . . enjoys swimming . . . single . . . lives in Bainbridge, Georgia.

Ernest Riles

| Year | Club | AVG. | G | AB | R | H | 2B | 3B | HR | RBI | BB | SO | SB |
|------|---------------|-------|-----|------|-----|-----|----|----|----|-----|-----|-----|-----|
| 1981 | Butte | .348 | 67 | 256 | 63 | 89 | 11 | 2 | 4 | 43 | 31 | 34 | 9 |
| 1982 | Stockton | .286 | 138 | 447 | 60 | 128 | 23 | 6 | 2 | 56 | 84* | 53 | 21* |
| 1983 | El Paso | .349* | 130 | 476 | 109 | 166 | 31 | 3 | 13 | 91 | 86 | 54 | 9 |
| 1984 | Vancouver | .267 | 123 | 423 | 59 | 113 | 19 | 7 | 3 | 54 | 67 | 67 | 1 |
| 1985 | Vancouver | .347 | 30 | 118 | 19 | 41 | 7 | 1 | 2 | 20 | 17 | 13 | 2 |
| | Milwaukee | .286 | 116 | 448 | 54 | 128 | 12 | 7 | 5 | 45 | 36 | 54 | 2 |
| 1986 | Milwaukee | .252 | 145 | 524 | 69 | 132 | 24 | 2 | 9 | 47 | 54 | 80 | 7 |
| 1987 | El Paso | .340 | 41 | 153 | 45 | 52 | 10 | 0 | 6 | 24 | 28 | 24 | 1 |
| | Milwaukee | .261 | 83 | 276 | 38 | 72 | 11 | 1 | 4 | 38 | 30 | 47 | 3 |
| 1988 | San Francisco | .294 | 79 | 187 | 26 | 55 | 7 | 2 | 3 | 28 | 10 | 33 | 1 |
| N.L. | Totals | .294 | 79 | 187 | 26 | 55 | 7 | 2 | 3 | 28 | 10 | 33 | 1 |
| A.L. | Totals | .266 | 344 | 1248 | 161 | 332 | 47 | 10 | 18 | 130 | 120 | 181 | 12 |
| M.L. | Totals | .270 | 423 | 1435 | 187 | 387 | 54 | 12 | 21 | 158 | 130 | 214 | 13 |

GW-RBIs: Career Total (20); 1988 (4); 1987 (1); 1986 (12); 1985 (3).

CAREER HOME RUNS BY BALL PARK

| @ All | @ Chi | @ Cin | @ Hou | @ LA | @ Mon | @ NY | @ Phi | @ Pit | @ STL | @ SD | @ SF |
|-------|-------|-------|-------|------|-------|------|-------|-------|-------|------|------|
| 0 | 0 | 0 | 0 | 0 | 0 | 0 | 0 | 0 | 0 | 0 | 3 |

CAREER vs. THE NATIONAL LEAGUE

| | AVG. | AB | H | HR | RBI | | AVG. | AB | H | HR | RBI |
|-------------|------|-----|----|----|-----|--------------|------|----|----|----|-----|
| Atlanta | .276 | 29 | 8 | 0 | 2 | Chicago | .250 | 8 | 2 | 0 | 1 |
| Cincinnati | .353 | 17 | 6 | 1 | 4 | Montreal | .316 | 19 | 6 | 1 | 4 |
| Houston | .296 | 27 | 8 | 0 | 7 | New York | .222 | 9 | 2 | 0 | 0 |
| Los Angeles | .240 | 25 | 6 | 0 | 2 | Philadelphia | .286 | 7 | 2 | 0 | 2 |
| San Diego | .407 | 27 | 11 | 0 | 1 | Pittsburgh | .100 | 10 | 1 | 0 | 0 |
| S.F. | — | — | — | — | — | St. Louis | .333 | 9 | 3 | 1 | 5 |
| N.L. WEST | .312 | 125 | 39 | 1 | 16 | N.L. EAST | .258 | 62 | 16 | 2 | 12 |

1988 BATTING BREAKDOWN

| | AVG. | AB | H | HR | RBI | | AVG. | AB | H | HR | RBI |
|------------|------|-----|----|----|-----|-----------|------|-----|----|----|-----|
| Season | .277 | 314 | 87 | 4 | 37 | Vs. Atl. | .276 | 29 | 8 | 0 | 2 |
| Home | .314 | 159 | 50 | 4 | 20 | Cin. | .353 | 17 | 6 | 1 | 4 |
| Road | .239 | 155 | 37 | 0 | 17 | Hou. | .296 | 27 | 8 | 0 | 7 |
| Day | .273 | 128 | 35 | 1 | 14 | L.A. | .240 | 25 | 6 | 0 | 2 |
| Night | .280 | 186 | 52 | 3 | 23 | S.D. | .407 | 27 | 11 | 0 | 1 |
| Vs. RHP | .279 | 276 | 77 | 3 | 33 | N.L. WEST | .312 | 125 | 39 | 1 | 16 |
| Vs. LHP | .263 | 38 | 10 | 1 | 4 | | | | | | |
| April | .269 | 52 | 14 | 0 | 3 | Chi. | .250 | 8 | 2 | 0 | 1 |
| May | .266 | 64 | 17 | 0 | 5 | Mon. | .316 | 19 | 6 | 1 | 4 |
| June | .275 | 51 | 14 | 1 | 7 | N.Y. | .222 | 9 | 2 | 0 | 0 |
| July | .214 | 42 | 9 | 1 | 8 | Phi. | .286 | 7 | 2 | 0 | 2 |
| August | .311 | 45 | 14 | 1 | 10 | Pit. | .100 | 10 | 1 | 0 | 0 |
| Sept.-Oct. | .317 | 60 | 19 | 1 | 4 | St.L. | .333 | 9 | 3 | 1 | 5 |
| Before ASB | .272 | 180 | 49 | 2 | 19 | N.L. EAST | .258 | 62 | 16 | 2 | 12 |
| After ASB | .284 | 134 | 38 | 2 | 18 | | | | | | |

RILES' CAREER TRANSACTIONS


- Selected in the 3rd round (secondary phase) of January, 1981 Free Agent draft by Milwaukee; signed by scout Julio Blanco-Herrera.
- On disabled list March 26-June 3, 1987 with an injured right index finger (included injury rehabilitation assignment to El Paso May 13-June 3, 1987).
- Traded to San Francisco for Jeffrey Leonard (of) June 8, 1988.

ERNEST RILES' CAREER HIGHS

MOST HITS: 4, (4 times) — last: April 10, 1986 at Chicago (with Milwaukee).
MOST RBIs: 3, (11 times) — last: August 22, 1988 vs. Houston.
MOST HOME RUNS: 1 (21 times) — last: September 27, 1988 vs. Cincinnati (Jack Armstrong).
CAREER GRAND SLAMS: None
LONGEST HITTING STREAK: 11, August 10-August 25, 1987 (with Milwaukee).
MOST STOLEN BASES: 2, September 1, 1985 vs. Cleveland (with Milwaukee).

DOUG ROBERTSON (RHP)

BIRTHDATE: April 15, 1963
1989 OPENING DAY AGE: 25
BIRTHPLACE: Upland, California
BATS: Both **THROWS:** Right
HEIGHT: 6-1 **WEIGHT:** 185
M.L. SERVICE: None
HOW OBTAINED: Giants #3 selection in June, 1985 Draft. Signed by Jack Paepke
CONTRACT STATUS: Signed through 1989



1988 SEASON moved to the bullpen full time and led the California League with 23 saves at San Jose . . . pitched 57 times, all in relief, picked up a win and seven saves in his first 11 outings . . . did not allow an earned run in 14 appearances (17 innings) from May 2-June 3 . . . had seven saves in May . . . gave up just three earned runs over his last 36 innings (0.75 ERA) . . . did not give up a home run in 46 innings from April 17 through July 19 . . . finished 51 of the 57 games he appeared in . . . fanned 103 and walked 30 (3.4:1 ratio) . . .

PRO CAREER **1987**—had a nearly two to one strikeout to walk ratio as a starter for Clinton (173 K's, 95 walks in 164 innings) . . . strikeout and innings pitched totals are career bests . . . pitched back-to-back complete

N.L. COMEBACK PLAYERS OF THE YEAR (THE SPORTING NEWS)

1965—Vernon Law (Pirates)
 1966—Phil Regan (Dodgers)
1967—Mike McCormick (Giants)
 1968—Alex Johnson (Reds)
 1969—Tommy Agee (Mets)
 1970—Jim Hickman (Cubs)
 1971—Al Downing (Dodgers)
 1972—Bobby Tolan (Reds)
 1973—Dave Johnson (Braves)
 1974—Jimmy Wynn (Dodgers)
 1975—Randy Jones (Padres)
 1976—Tommy John (Dodgers)

1977—Willie McCovey (Giants)
 1978—Willie Stargell (Pirates)
 1979—Lou Brock (Cardinals)
 1980—Jerry Reuss (Dodgers)
 1981—Bob Knepper (Astros)
1982—Joe Morgan (Giants)
 1983—John Denny (Phillies)
 1984—Joaquin Andujar (Cardinals)
 1985—Rick Reuschel (Pirates)
 1986—Ray Knight (Mets)
 1987—Rick Sutcliffe (Cubs)
 1988—Tim Lincecum (Dodgers)

games in May . . . **1986**—split the season between bullpen and rotation in his first season at Clinton . . . made 14 starts and 13 relief appearances . . . **1985**—member of Everett starting rotation in his first professional campaign . . .

PERSONAL 1981 graduate of Upland (CA) High School . . . pitched for California State University, Fullerton . . . single . . . resides in Upland, California.

Douglas Scott Robertson

| Year | Club | W-L | ERA | G | GS | CG | SHO | SV | IP | H | R | ER | BB | SO |
|------|----------|------|------|----|----|----|-----|-----|-------|-----|-----|----|----|-----|
| 1985 | Everett | 4-4 | 4.43 | 13 | 13 | 1 | 0 | 0 | 81.1 | 77 | 56 | 40 | 59 | 85 |
| 1986 | Clinton | 3-10 | 4.56 | 27 | 14 | 0 | 0 | 1 | 118.1 | 117 | 78 | 60 | 73 | 80 |
| 1987 | Clinton | 8-12 | 5.10 | 28 | 27 | 2 | 0 | 0 | 164.0 | 185 | 115 | 93 | 95 | 173 |
| 1988 | San Jose | 7-5 | 1.26 | 57 | 0 | 0 | 0 | 23* | 78.1 | 63 | 18 | 11 | 30 | 103 |

ROBERTSON'S CAREER TRANSACTIONS

— Selected by San Francisco in the 3rd round of June, 1985 draft; signed by scout Jack Paepke.



DON ROBINSON (RHP)

NICKNAME: Robby

BIRTHDATE: June 8, 1957

1989 OPENING DAY AGE: 31

BIRTHPLACE: Ashland, Kentucky

BATS: Right **THROWS:** Right

HEIGHT: 6-4 **WEIGHT:** 235

M.L. SERVICE: 11 years

HOW OBTAINED: Acquired from Pittsburgh for Mackey Sasser and cash, July 31, 1987

CONTRACT STATUS: Signed through 1989

1988 SEASON an impressive season for Don both as a starter and as a reliever . . . led the staff with a career-best 2.45 ERA (seventh in the NL) and with 122 strikeouts . . . began the year in the pen, posting a 2-1, 2.78 mark with six saves . . . saved six of his seven chances . . . was 8-4, 2.33 in his 19 starts . . . allowed four or more runs in only two of his 19 starts . . . was moved into the rotation and won his first start June 29 at Atlanta, hurling six shutout innings of two-hit ball . . . hurled a career-best one-hitter August 10 at Houston, shutting out Jim Deshaies and the Astros 5-0 . . . allowed only a first inning infield single to Terry Puhl and faced just 28 batters, one over the minimum . . . it was his first shutout in eight years, since October 5, 1980 . . . it was also the lowest-hit game by a Giant in 10 years, since Ed Halicki's one-hitter June 12, 1978 vs. Montreal . . . struck out 10 in an August 20 win vs. Philadelphia . . . hit his eighth career home run September 18 at Houston off Mike Scott in a 10-3 win . . . his eight career HRs ranks third among active ML pitchers, behind Astros' Bob Forsch (12) and the Yankees' Rick Rhoden (9) . . . ended the season with a three-hit, 1-0 shutout at Los Angeles October 2 . . . was 5-1, 2.10 in seven starts in September-October . . . is now 15-6, 2.50 with 13 saves in 76 games (19 starts) as a Giant . . . his .254 lifetime batting average is the highest among all active pitchers (50-hit minimum) . . .

PRO-CAREER is the only active pitcher to be intentionally walked (pinch-hitter), June 22, 1984 vs. Philadelphia . . . **1987**—was the workhorse of the Giants bullpen setting career marks with 67 games and with 19 saves (seventh in NL) . . . tied Scott Garrelts for the most wins by an NL reliever with 11 and was fourth with 108 innings pitched . . . made 42 relief appearances while with Pittsburgh, posting a 6-6, 3.86 record with a staff-high 12 saves . . . was 4-0, 2.08 with six saves in his first 18 games as a Giant . . . hit his seventh career home run in the eighth inning off Lance McCullers at

ROBINSON continued

San Diego September 28 to break a 4-4 tie and went on to hurl the last five innings to earn his 11th win in the division-clinching game for the Giants . . . allowed his only HR as a Giant in 42.2 innings to Mike Scioscia, just the second home run off him by a lefthander dating back to June 4, 1984 . . . **POST-SEASON** — Don appeared in three games during the NLCS, games #3, 6 & 7 . . . suffered the loss in game #3 . . . **1986** — saved 14 of his 15 opportunities with the Pirates . . . was on the disabled list April 21-June 7, including a rehabilitation assignment to Prince William (A) May 24 . . . finished 41 of his 50 appearances . . . did not allow a HR to a lefthander in 113 at-bats . . . **1985** — hit a grand slam September 12 vs. Chicago off Warren Brusstar . . . made six starts (1-4, 4.05) . . . lost a career-high eight straight June 5-August 13 . . . did not allow a HR to a lefthander in 165 at-bats . . . had arthroscopic surgery on right knee October 7 . . . **1984** — recorded his lowest career ERA (3.02) in his first season as a fulltime reliever . . . won Fred Hutchinson Award . . . only NL reliever with more than 100 Ks (101 in 115 ip) . . . started in LF and went 1-for-3 with an RBI on the last day of the season with Bill Madlock managing, September 30 at Philadelphia . . . **1983** — slowed by shoulder problems all year . . . was on DL twice . . . reported to Florida Instructional League in the Fall, pitching every fourth day while playing RF the others . . . led FIL with nine HRs and 35 RBIs while hitting .313 . . . underwent right shoulder surgery in the off-season . . . **1982** — led staff and set career marks with 165 strikeouts (seventh in NL) and 15 wins (tenth) . . . hit .282 with two HRs and 16 RBIs and won the Silver Slugger Award . . . **1981** — was on DL May 2-June 6 with shoulder problems and again from August 2-26 with cut fingers suffered in a car accident with Jim Bibby . . . **1980** — missed first month recovering from shoulder surgery in 1979 . . . **1979** — was 2-0 with a save in six post season games with the World Champion Pirates . . . **1978** — *The Sporting News*' NL Rookie Pitcher of the Year and named to *Baseball Digest*'s All-Rookie Team . . . tossed a complete game at New York April 25 for his first ML win . . . won a career-high seven straight August 4-September 6 . . . **1977** — had surgery on his right elbow in August to remove a bone spur . . .

PERSONAL graduated from Ceredo-Kenova (West Virginia) High in 1975, where he starred in baseball and as a quarterback . . . proud owner of *Robby's*, a restaurant-bar in Huntington, West Virginia . . . hobbies include golf and music . . . married (Rhonda Castle, September 11, 1975) . . . two sons, Brad (October 21, 1979) and Brent (October 26, 1982) . . . resides in Bradenton, Florida.

Don Allen Robinson

| Year | Club | W-L | ERA | G | GS | CG | SHD | SV | IP | H | R | ER | BB | SO |
|------|---------------|-------|------|-----|-----|----|-----|----|--------|------|-----|-----|-----|-----|
| 1975 | Bradenton | 2-3 | 2.45 | 10 | 10 | 2 | 1 | 0 | 66.0 | 51 | 23 | 18 | 31 | 70 |
| 1976 | Charleston | 12-9 | 3.24 | 25 | 24 | 11 | 1 | 0 | 172.0 | 146 | 79 | 62 | 64 | 132 |
| 1977 | Shreveport | 7-6 | 4.07 | 18 | 18 | 5 | 0 | 0 | 113.0 | 113 | 58 | 51 | 41 | 103 |
| | Columbus | 1-0 | 0.00 | 1 | 1 | 0 | 0 | 0 | 5.0 | 7 | 0 | 0 | 1 | 3 |
| 1978 | Pittsburgh | 14-6 | 3.47 | 35 | 32 | 9 | 1 | 1 | 228.0 | 203 | 98 | 88 | 57 | 135 |
| 1979 | Pittsburgh | 8-8 | 3.86 | 29 | 25 | 4 | 0 | 0 | 161.0 | 171 | 74 | 69 | 52 | 96 |
| 1980 | Pittsburgh | 7-10 | 3.99 | 29 | 24 | 3 | 2 | 1 | 160.0 | 157 | 74 | 71 | 45 | 103 |
| 1981 | Pittsburgh | 0-3 | 5.92 | 16 | 2 | 0 | 0 | 2 | 38.0 | 47 | 27 | 25 | 23 | 17 |
| 1982 | Pittsburgh | 15-13 | 4.28 | 38 | 30 | 6 | 0 | 0 | 227.0 | 213 | 123 | 108 | 103 | 165 |
| 1983 | Lynn | 0-1 | 8.10 | 2 | 2 | 0 | 0 | 0 | 6.2 | 9 | 6 | 6 | 2 | 5 |
| | Pittsburgh | 2-2 | 4.46 | 9 | 6 | 0 | 0 | 0 | 36.1 | 43 | 21 | 18 | 21 | 28 |
| 1984 | Pittsburgh | 5-6 | 3.02 | 51 | 1 | 0 | 0 | 10 | 122.0 | 99 | 45 | 41 | 49 | 110 |
| 1985 | Pittsburgh | 5-11 | 3.87 | 44 | 6 | 0 | 0 | 3 | 95.1 | 95 | 49 | 41 | 42 | 65 |
| 1986 | Pittsburgh | 3-4 | 3.38 | 50 | 0 | 0 | 0 | 14 | 69.1 | 61 | 27 | 26 | 27 | 53 |
| | Pr. William | 1-1 | 0.71 | 3 | 3 | 1 | 0 | 0 | 12.2 | 13 | 7 | 1 | 1 | 13 |
| 1987 | Pittsburgh | 6-6 | 3.86 | 42 | 0 | 0 | 0 | 12 | 65.1 | 66 | 29 | 28 | 22 | 53 |
| | San Francisco | 5-1 | 2.74 | 25 | 0 | 0 | 0 | 7 | 42.2 | 39 | 13 | 13 | 18 | 26 |
| 1988 | San Francisco | 10-5 | 2.45 | 51 | 19 | 3 | 2 | 6 | 176.2 | 152 | 63 | 48 | 49 | 122 |
| M.L. | Totals | 80-75 | 3.65 | 419 | 145 | 25 | 5 | 56 | 1421.2 | 1346 | 643 | 576 | 508 | 973 |

| M.L. Batting | AVG. | AB | H | 2B | 3B | HR | RBI |
|--------------|------|-----|-----|----|----|----|-----|
| — 1988 | .173 | 52 | 14 | 2 | 0 | 1 | 4 |
| — Lifetime | .266 | 429 | 114 | 17 | 0 | 8 | 50 |

Last Home Run: September 18, 1988 at Houston (Mike Scott) **GW-RBIs:** Career Total (4)
Career Grand Slams: 1, September 12, 1985 vs. Chicago (Warren Brusstar, with Pittsburgh)

LEAGUE CHAMPIONSHIP SERIES RECORD

| Year | Club | W-L | ERA | G | GS | CG | SHO | SV | IP | H | R | ER | BB | SO |
|------|----------------|-----|------|---|----|----|-----|----|-----|---|---|----|----|----|
| 1979 | Pitt. vs. Cin. | 1-0 | 0.00 | 2 | 0 | 0 | 0 | 1 | 2.0 | 0 | 0 | 0 | 1 | 3 |
| 1987 | S.F. vs. St.L. | 0-1 | 9.00 | 3 | 0 | 0 | 0 | 0 | 3.0 | 3 | 3 | 3 | 0 | 3 |
| LCS | Totals | 1-1 | 5.40 | 5 | 0 | 0 | 0 | 1 | 5.0 | 3 | 3 | 3 | 1 | 6 |

WORLD SERIES RECORD

| Year | Club | W-L | ERA | G | GS | CG | SHO | SV | IP | H | R | ER | BB | SO |
|------|-----------------|-----|------|---|----|----|-----|----|-----|---|---|----|----|----|
| 1979 | Pitt. vs. Balt. | 1-0 | 5.40 | 4 | 0 | 0 | 0 | 0 | 5.0 | 4 | 3 | 3 | 6 | 3 |

CAREER VS. THE NATIONAL LEAGUE

| | W-L | ERA | G | IP | H | ER | | W-L | ERA | G | IP | H | ER |
|---------------|-------|------|-----|-------|-----|-----|--------------|-------|------|-----|-------|-----|-----|
| Atlanta | 9-6 | 4.12 | 32 | 111.1 | 108 | 51 | Chicago | 10-9 | 3.25 | 51 | 171.2 | 154 | 62 |
| Cincinnati | 5-8 | 4.91 | 34 | 95.1 | 106 | 52 | Montreal | 9-6 | 2.96 | 45 | 167.0 | 143 | 55 |
| Houston | 7-5 | 4.03 | 29 | 76.0 | 82 | 34 | New York | 7-8 | 2.59 | 40 | 153.0 | 125 | 44 |
| Los Angeles | 5-6 | 3.59 | 29 | 107.2 | 103 | 43 | Philadelphia | 9-10 | 3.95 | 43 | 171.0 | 174 | 75 |
| San Diego | 6-4 | 3.49 | 33 | 90.1 | 80 | 35 | Pittsburgh | 1-0 | 5.40 | 3 | 5.0 | 6 | 3 |
| San Francisco | 5-6 | 3.79 | 35 | 121.0 | 99 | 51 | St. Louis | 7-7 | 4.19 | 45 | 152.1 | 166 | 71 |
| N.L. WEST | 37-35 | 3.98 | 192 | 601.2 | 578 | 266 | N.L. EAST | 43-40 | 3.42 | 227 | 820.0 | 768 | 312 |

CAREER SAVES vs. NL: Atl (2); Chi (9); Cin (7); Hou (3); LA (5); Mon (8); NY (1); Phi (5); STL (4); SD (8); SF (4).

1988 PITCHING BREAKDOWN

| | W-L | ERA | G | IP | H | ER | | W-L-S | ERA | G | IP | H | ER |
|-------------|------|------|----|-------|-----|----|-----------|-------|------|----|-------|----|----|
| Season | 10-5 | 2.45 | 51 | 176.2 | 152 | 48 | Vs. Atl. | 2-1-0 | 3.38 | 6 | 26.2 | 26 | 10 |
| Candlestick | 4-0 | 2.47 | 21 | 65.2 | 63 | 18 | Cin. | 2-1-2 | 2.36 | 10 | 26.2 | 28 | 7 |
| Road | 6-5 | 2.43 | 30 | 111.0 | 89 | 30 | Hou. | 2-0-0 | 0.54 | 3 | 16.2 | 6 | 1 |
| Day | 4-1 | 2.15 | 24 | 75.1 | 67 | 18 | L.A. | 1-1-0 | 2.38 | 4 | 22.2 | 16 | 6 |
| Night | 6-4 | 2.66 | 27 | 101.1 | 85 | 30 | S.D. | 1-1-2 | 3.52 | 6 | 15.1 | 14 | 6 |
| Starter | 8-4 | 2.33 | 19 | 131.1 | 104 | 34 | N.L. WEST | 8-4-4 | 2.50 | 29 | 108.0 | 90 | 30 |
| Reliever | 2-1 | 2.78 | 32 | 45.1 | 48 | 14 | | | | | | | |
| April | 1-1 | 1.26 | 9 | 14.1 | 14 | 2 | Chi. | 0-0-2 | 2.30 | 5 | 15.2 | 15 | 4 |
| May | 1-0 | 3.50 | 12 | 18.0 | 23 | 7 | Mon. | 0-0-0 | 1.80 | 3 | 10.0 | 7 | 2 |
| June | 1-0 | 2.25 | 11 | 16.0 | 11 | 4 | N.Y. | 0-1-0 | 1.23 | 2 | 7.1 | 6 | 1 |
| July | 0-0 | 2.97 | 6 | 36.1 | 33 | 12 | Phi. | 1-0-0 | 2.41 | 5 | 18.2 | 14 | 5 |
| August | 2-3 | 2.43 | 6 | 40.2 | 27 | 11 | Pit. | 1-0-0 | 5.40 | 3 | 5.0 | 6 | 3 |
| Sept.-Oct. | 5-1 | 2.10 | 7 | 51.1 | 44 | 12 | St. L. | 0-0-0 | 2.25 | 4 | 12.0 | 14 | 3 |
| Before ASB | 3-1 | 2.44 | 33 | 55.1 | 52 | 15 | N.L. EAST | 2-1-2 | 2.62 | 22 | 68.2 | 62 | 20 |
| After ASB | 7-4 | 2.45 | 18 | 121.1 | 100 | 33 | | | | | | | |

ROBINSON'S CAREER TRANSACTIONS

- Selected by Pittsburgh in 3rd round of June, 1975 draft; signed by scout Murray Cook.
- On disabled list, July 28, 1977 through remainder of the season due to surgery on right elbow to remove bone spurs.
- On disabled list, March 31-May 1, 1980 recovering from surgery on right shoulder.
- On disabled list, May 2-June 6, 1981 with right bicep tendinitis and August 2-26, 1981 with cut fingers on right hand suffered in auto accident.
- On disabled list, March 29-June 10, and July 29-September 2, 1983 with right bicep tendinitis (included rehabilitation assignment to Lynn, April 29-May 18, 1983).
- On disabled list, April 27-June 7, 1986 with strained ligaments in right knee (included rehabilitation assignment to Prince William, May 24-June 7, 1986).
- Traded to San Francisco for Mackey Sasser (c) and cash, July 31, 1987.

DON ROBINSON'S CAREER HIGHS

LOW-HIT GAME: 1-hitter, August 10, 1988 at Houston.

MOST STRIKEOUTS: 10 (twice) — last August 20, 1988 vs. Philadelphia.

MOST INNINGS PITCHED—

STARTER: 9, (23 times)—last: October 2, 1988 at Los Angeles.

RELIEVER: 8.0, May 30, 1984 at Cincinnati (with Pittsburgh).


LONGEST WINNING STREAK: 7, August 4-September 6, 1978 (with Pittsburgh).

LONGEST LOSING STREAK: 8, June 5-August 13, 1985 (with Pittsburgh).

PERFECT HOMESTANDS

Since moving to San Francisco in 1958, the Giants have put together four perfect homestands of at least six games in length. The homestands, with the teams faced and number of games:

- 8-0, August 5-11, 1982 (Astros 5, Braves 3)
- 8-0, April 27-May 3, 1962 (Cubs 4, Pirates 4)
- 7-0, June 18-23, 1971 (Padres 5, Cubs 2)
- 6-0, September 8-12, 1965 (Astros 2, Cubs 4)



ROGER SAMUELS (LHP)

BIRTHDATE: January 3, 1961
1989 OPENING DAY AGE: 28
BIRTHPLACE: San Jose, California
BATS: Left **THROWS:** Left
HEIGHT: 6-5 **WEIGHT:** 210
M.L. SERVICE: 76 days
HOW OBTAINED: Signed by Giants as a free agent, February 6, 1987
CONTRACT STATUS: Signed through 1989

1988 SEASON spent most of the year with Phoenix . . . led the Firebirds' bullpen with eight saves . . . posted saves in four straight appearances from May 30-June 6 . . . saved consecutive opportunities from May 30-June 22 (in 10 games) . . . called up to the Giants July 19, pitched two innings against the Cubs in Chicago for his ML debut July 20 . . . returned to Phoenix August 13, recalled by the Giants three days later . . . struck out four Expos in two innings August 24 . . . went 3.1 innings at Atlanta September 20 for his first ML win . . . allowed just three hits and no runs in his last four appearances (7.1 innings) . . .

PRO CAREER 1987—spent time with both Fresno and Shreveport in his first season in the Giants organization . . . started the year with Fresno, had an 0.84 ERA in 27 relief appearances and nine saves . . . finished third on the club in saves despite spending just half the season there . . . promoted to Shreveport and continued to pitch well . . . struck out 35 and walked just 10 in 33.1 innings . . . **1986**—2-3 in 38 appearances for Southern League champion Columbus . . . **1985**—starter for Columbus, finished third on club with 10 wins . . . also had a pair of saves in eight relief appearances . . . **1984**—split time between Asheville (A) and Daytona Beach (A) . . . had one shutout with each team . . . **1983**—started pro career with Auburn, went 3-2 in five starts and earned promotion to Asheville . . .

PERSONAL 1979 graduate of Brannan High School in San Jose, California . . . attended Santa Clara University . . . married (Patricia) . . . resides in San Jose, California.

Roger Howard Samuels

| Year | Club | W-L | ERA | G | GS | CG | SHO | SV | IP | H | R | ER | BB | SO |
|-------------|---------------|------|------|----|----|----|-----|----|-------|-----|----|----|----|----|
| 1983 | Auburn | 3-2 | 3.48 | 6 | 5 | 0 | 0 | 0 | 34.0 | 33 | 19 | 13 | 19 | 21 |
| | Asheville | 3-4 | 4.05 | 10 | 9 | 1 | 0 | 0 | 60.0 | 60 | 33 | 27 | 30 | 47 |
| 1984 | Daytona | 5-4 | 4.21 | 13 | 11 | 3 | 1 | 0 | 68.0 | 67 | 40 | 32 | 37 | 44 |
| | Asheville | 4-5 | 3.36 | 15 | 14 | 1 | 1 | 0 | 88.0 | 82 | 38 | 33 | 44 | 82 |
| 1985 | Columbus | 10-9 | 3.96 | 33 | 25 | 1 | 0 | 2 | 148.0 | 132 | 73 | 65 | 82 | 85 |
| 1986 | Columbus | 2-3 | 5.10 | 38 | 3 | 0 | 0 | 0 | 78.0 | 76 | 49 | 44 | 46 | 54 |
| 1987 | Fresno | 1-2 | 0.84 | 27 | 0 | 0 | 0 | 9 | 42.2 | 29 | 11 | 4 | 18 | 64 |
| | Shreveport | 3-1 | 1.62 | 21 | 1 | 0 | 0 | 4 | 33.1 | 24 | 10 | 6 | 10 | 35 |
| 1988 | Phoenix | 3-2 | 2.63 | 30 | 0 | 0 | 0 | 8 | 48.0 | 34 | 16 | 14 | 15 | 33 |
| | San Francisco | 1-2 | 3.47 | 15 | 0 | 0 | 0 | 0 | 23.1 | 17 | 10 | 9 | 7 | 22 |
| M.L. Totals | | 1-2 | 3.47 | 15 | 0 | 0 | 0 | 0 | 23.1 | 17 | 10 | 9 | 7 | 22 |

| M.L. Batting | AVG. | AB | H | 2B | 3B | HR | RBI |
|--------------|------|----|---|----|----|----|-----|
| — 1988 | .000 | 3 | 0 | 0 | 0 | 0 | 0 |
| — Lifetime | .000 | 3 | 0 | 0 | 0 | 0 | 0 |

Last Home Run: None GW-RBIs: Career Total (0)


SAMUELS' CAREER TRANSACTIONS

- Selected by Houston 10th round of June 1983, draft. Signed by Paul Weaver.
- Released by Houston, January 19, 1987.
- Signed by San Francisco, February 6, 1987.

1988 & CAREER PITCHING BREAKDOWN

| | W-L | ERA | G | IP | H | ER |
|-------------|-----|------|----|------|----|----|
| Season | 1-2 | 3.47 | 15 | 23.1 | 17 | 9 |
| Candlestick | 0-1 | 3.86 | 5 | 9.1 | 8 | 4 |
| Road | 1-1 | 3.21 | 10 | 14.0 | 9 | 5 |
| Day | 0-1 | 2.79 | 6 | 9.2 | 7 | 3 |
| Night | 1-1 | 3.95 | 9 | 13.2 | 10 | 6 |
| Starter | — | — | — | — | — | — |
| Reliever | 1-2 | 3.47 | 15 | 23.1 | 17 | 9 |
| April | — | — | — | — | — | — |
| May | — | — | — | — | — | — |
| June | — | — | — | — | — | — |
| July | 0-0 | 0.00 | 1 | 2.0 | 0 | 0 |
| August | 0-1 | 5.63 | 6 | 8.0 | 10 | 5 |
| Sept-Oct | 1-1 | 2.70 | 8 | 13.1 | 7 | 4 |
| Before ASB | — | — | — | — | — | — |
| After ASB | 1-2 | 3.47 | 15 | 23.1 | 17 | 9 |

| | W-L | ERA | G | IP | H | ER |
|-----------|-----|------|---|------|---|----|
| Vs. All | 1-0 | 2.45 | 2 | 3.2 | 3 | 1 |
| Cin. | 0-0 | 0.00 | 1 | 2.0 | 1 | 0 |
| Hou. | 0-0 | 4.50 | 2 | 2.0 | 1 | 1 |
| L.A. | 0-0 | 0.00 | 1 | 1.0 | 1 | 0 |
| S.D. | 0-0 | 4.15 | 2 | 4.1 | 3 | 2 |
| N.L. WEST | 1-0 | 2.77 | 8 | 13.0 | 9 | 4 |
| Chi. | 0-0 | 0.00 | 1 | 2.0 | 0 | 0 |
| Mon. | 0-2 | 9.82 | 3 | 3.2 | 6 | 4 |
| N.Y. | 0-0 | 1.93 | 3 | 4.2 | 2 | 1 |
| Phi. | — | — | — | — | — | — |
| Pit | — | — | — | — | — | — |
| St.L. | — | — | — | — | — | — |
| N.L. EAST | 0-2 | 4.36 | 7 | 10.1 | 8 | 5 |



ANDRES SANTANA (IF)

BIRTHDATE: March 19, 1968

1989 OPENING DAY AGE: 21

BIRTHPLACE: San Pedro de Macoris,
Dominican Republic

BATS: Both **THROWS:** Right

HEIGHT: 5-11 **WEIGHT:** 150

M.L. SERVICE: None

HOW OBTAINED: Signed by scout Nino Escalera
as a free agent, January 3, 1986

CONTRACT STATUS: Signed through 1989

1988 SEASON played most of the season with Clinton, where he led the Midwest League with 88 stolen bases in 118 games . . . ran 111 times, good for a 79% success ratio . . . stole four bases at Kenosha July 27 . . . turned three double plays in three innings May 12 . . . hit .467 (14x30) during a seven-game hitting streak in June . . . promoted to Shreveport at the end of the season, stole three bases in 11 games there . . .

PRO CAREER . . . **1987**—led the Northwest League in his first professional season with 45 stolen bases for Pocatello . . . selected to Pioneer League All-Star squad . . .

PERSONAL another in the long line of shortstops from San Pedro de Macoris, Dominican Republic . . . single . . . still resides in San Pedro de Macoris.

GIANTS WHO HAVE HIT FOR THE CYCLE

On July 9, 1988, Chris Speier became just the sixth Giant since 1950 to hit for the cycle. Speier doubled in the first and second innings, homered in the fifth, singled in the sixth and tripled in the seventh in a memorable 21-2 win over the St. Louis Cardinals.

| | |
|-----------------|---|
| Don Mueller | — July 11, 1954 (first game) vs. Pittsburgh |
| Jim Ray Hart | — July 8, 1970 at Atlanta |
| Dave Kingman | — April 16, 1972 at Houston |
| Jeffrey Leonard | — June 27, 1985 at Cincinnati |
| Candy Maldonado | — May 4, 1987 at St. Louis |
| Chris Speier | — July 9, 1988 vs. St. Louis |

SANTANA *continued*

Andres Confessor Santana

| Year | Club | AVG. | G | AB | R | H | 2B | 3B | HR | RBI | BB | SO | SB |
|------|------------|------|-----|-----|----|-----|----|----|----|-----|----|----|-----|
| 1987 | Pocatello | .262 | 67 | 256 | 51 | 67 | 2 | 3 | 0 | 9 | 36 | 37 | 45* |
| 1988 | Clinton | .280 | 118 | 450 | 77 | 126 | 4 | 1 | 0 | 24 | 42 | 83 | 88* |
| | Shreveport | .167 | 11 | 36 | 3 | 6 | 0 | 0 | 0 | 3 | 4 | 9 | 3 |

SANTANA'S CAREER TRANSACTIONS

— Signed as a free agent by San Francisco on January 3, 1986 by scout Nino Escalera.



CHRIS SPEIER (IF)

BIRTHDATE: June 28, 1950

1989 OPENING DAY AGE: 38

BIRTHPLACE: Alameda, California

BATS: Right **THROWS:** Right

HEIGHT: 6-1 **WEIGHT:** 180

M.L. SERVICE: 18 years

HOW OBTAINED: Signed as a free agent,
December 10, 1986

CONTRACT STATUS: Signed through 1989

1988 SEASON the 18-year veteran proved most valuable for the Giants in 1988, filling the gaps in the infield, playing 12 games at shortstop, 22 at third base and 45 at second . . . hit his fourth career grand slam off Expos' Jeff Parrett May 20 vs. Montreal . . . at age 38, he became the oldest player in 61 years to hit for the cycle when he collected a career-high five hits and five RBIs vs. St. Louis July 9 . . . he became the eighth NL player to collect two or more cycles . . . hit .278 with all three HRs at Candlestick . . . needs 16 games to move into fifth on the S.F. list for games played . . .

PRO CAREER **1987**—selected by his teammates as the 1987 recipient of the Willie Mac Award for his inspirational and valuable play . . . pounded out 11 home runs, his second-highest career total and his most in 14 seasons . . . hit two grand slams in five days (May 5 at St. Louis and May 9 vs. Pittsburgh), after hitting just one in his previous 2055 games during his 17-year career . . . was 5-for-14 (.357) as a pinch hitter . . . **POST-SEASON**—appeared in three games during the NLCS, including a start at second base in #7 . . . made pinch-hitting appearances in games #1 & 6 . . . **1986**—as a utility player, he batted .284 in 155 at bats, the highest average in his 16-year career . . . had his first career two-homer game at St. Louis June 6 (off Danny Cox and Greg Bargar) . . . **1985**—split the year at shortstop with Larry Bowa when Shawon Dunston was sent to Iowa (AAA) in May . . . batted .417 (5-for-12) off the bench with his only career pinch homer August 21 at Atlanta off Terry Forster . . . **1984**—started the season with Montreal, appearing in 25 games . . . **1983**—homered off the Phillies' Ron Reed September 22 for his 1,500th career hit . . . **1982**—set an Expo record with eight RBIs in a game vs. Philadelphia September 22 . . . tied a club mark with six hits in a twinbill vs. Pittsburgh July 4 . . . **1981**—batted .400 (6-for-15) in the divisional playoff vs. Philadelphia . . . hit safely in all five games of the series and delivered two game-winning hits . . . **1978**—became the second Expo to hit for the cycle July 20 vs. Atlanta . . . **1977**—hit a combined .234 in 145 for the Giants and Expos with a career-high 31 doubles . . . **1975**—led all ML shortstops with a .982 fielding average . . . set a career high with 45 extra base hits, including ten homers . . . **1974**—earned his third straight All-Star game appearance . . . **1973**—named to the NL All-Star team and tied a career mark with 71 RBIs . . . **1972**—NL All-Star . . . set career marks with 15 homers, 71 RBIs, 151 hits and nine stolen bases . . . voted

by NL players as the All-Star shortstop in a poll for *The Sporting News* . . . **1971**—was the starting shortstop on the Giants' Western Division Champion team in his rookie season . . . played in a career high 157 games . . . hit .357 with a home run in the NLCS vs. Pittsburgh . . . **1970**—led all Texas League shortstops with 223 putouts and 325 assists . . .

PERSONAL . . . graduated from Alameda (CA) High School in 1968 . . . played college baseball at the University of California at Santa Barbara . . . is active in the Athletes for Life movement . . . hobbies include racquetball and Winter sports . . . married (Aleta Pagnini) . . . six children (Justin, Erika, Luke, Travis, Cole and Brittany) . . . resides in Scottsdale, Arizona.

Chris Edward Speler

| Year | Club | AVG. | G | AB | R | H | 2B | 3B | HR | RBI | BB | SO | SB |
|------|---------------|------|------|------|-----|------|-----|----|-----|-----|-----|-----|----|
| 1970 | Amarillo | .283 | 129 | 460 | 44 | 130 | 20 | 5 | 6 | 66 | 54 | 56 | 2 |
| 1971 | San Francisco | .235 | 157 | 601 | 74 | 141 | 17 | 6 | 8 | 46 | 56 | 90 | 4 |
| 1972 | San Francisco | .269 | 150 | 562 | 74 | 151 | 25 | 2 | 15 | 71 | 82 | 92 | 9 |
| 1973 | San Francisco | .249 | 153 | 542 | 58 | 135 | 17 | 4 | 11 | 71 | 66 | 69 | 4 |
| 1974 | San Francisco | .250 | 141 | 501 | 55 | 125 | 19 | 5 | 9 | 53 | 62 | 64 | 3 |
| 1975 | San Francisco | .271 | 141 | 487 | 60 | 132 | 30 | 5 | 10 | 69 | 70 | 50 | 4 |
| 1976 | San Francisco | .226 | 145 | 495 | 51 | 112 | 18 | 4 | 3 | 40 | 60 | 52 | 2 |
| 1977 | San Francisco | .176 | 6 | 17 | 1 | 3 | 1 | 0 | 0 | 0 | 0 | 3 | 0 |
| | Montreal | .235 | 139 | 531 | 58 | 125 | 30 | 6 | 5 | 38 | 67 | 78 | 1 |
| 1978 | Montreal | .251 | 150 | 501 | 47 | 126 | 18 | 3 | 5 | 51 | 60 | 75 | 1 |
| 1979 | Montreal | .227 | 113 | 344 | 31 | 78 | 13 | 1 | 7 | 26 | 43 | 45 | 0 |
| 1980 | Montreal | .265 | 128 | 388 | 35 | 103 | 14 | 4 | 1 | 32 | 52 | 38 | 0 |
| 1981 | Montreal | .225 | 96 | 307 | 33 | 69 | 10 | 2 | 2 | 25 | 38 | 29 | 1 |
| 1982 | Montreal | .257 | 156 | 530 | 41 | 136 | 26 | 4 | 7 | 60 | 47 | 67 | 1 |
| 1983 | Montreal | .257 | 88 | 261 | 31 | 67 | 12 | 2 | 2 | 22 | 29 | 37 | 2 |
| 1984 | Montreal | .150 | 25 | 40 | 1 | 6 | 0 | 0 | 0 | 1 | 1 | 8 | 0 |
| | St. Louis | .178 | 38 | 118 | 9 | 21 | 7 | 1 | 3 | 8 | 9 | 19 | 0 |
| | Minnesota | .212 | 12 | 33 | 2 | 7 | 0 | 0 | 0 | 1 | 0 | 7 | 0 |
| 1985 | Chicago (NL) | .243 | 106 | 218 | 16 | 53 | 11 | 0 | 4 | 24 | 17 | 34 | 1 |
| 1986 | Chicago (NL) | .284 | 95 | 155 | 21 | 44 | 8 | 0 | 6 | 23 | 15 | 32 | 2 |
| 1987 | San Francisco | .249 | 111 | 317 | 39 | 79 | 13 | 0 | 11 | 39 | 42 | 51 | 4 |
| 1988 | San Francisco | .216 | 82 | 171 | 26 | 37 | 9 | 1 | 3 | 18 | 23 | 39 | 3 |
| N.L. | Totals | .246 | 2220 | 7086 | 761 | 1743 | 298 | 50 | 112 | 717 | 839 | 972 | 44 |
| A.L. | Totals | .212 | 12 | 33 | 2 | 7 | 0 | 0 | 0 | 1 | 0 | 7 | 0 |
| M.L. | Totals | .246 | 2232 | 7119 | 763 | 1750 | 298 | 50 | 112 | 718 | 839 | 979 | 44 |

GW-RBIs: Career Total (28); 1988 (1); 1987 (5); 1986 (0); 1985 (6); 1984 (4); 1983 (2); 1982 (4); 1981 (4); 1980 (2)

ALL-STAR GAME RECORD

| Year | Club, Site | AVG. | G | AB | R | H | 2B | 3B | HR | RBI | BB | SO | SB |
|------|-------------------|------|---|----|---|----------------|----|----|----|-----|----|----|----|
| 1972 | N.L., Atlanta | .000 | 1 | 2 | 0 | 0 | 0 | 0 | 0 | 0 | 0 | 0 | 0 |
| 1973 | N.L., Kansas City | .000 | 1 | 2 | 0 | 0 | 0 | 0 | 0 | 0 | 0 | 1 | 0 |
| 1974 | N.L., Pittsburgh | | | | | (Did not play) | | | | | | | |
| ASG | Totals | .000 | 2 | 4 | 0 | 0 | 0 | 0 | 0 | 0 | 0 | 1 | 0 |

DIVISION SERIES RECORD

| Year | Club | AVG. | G | AB | R | H | 2B | 3B | HR | RBI | BB | SO | SB |
|------|---------------|------|---|----|---|---|----|----|----|-----|----|----|----|
| 1981 | Mon. vs. Phi. | .400 | 5 | 15 | 4 | 6 | 2 | 0 | 0 | 3 | 4 | 2 | 0 |

LEAGUE CHAMPIONSHIP SERIES RECORD

| Year | Club | AVG. | G | AB | R | H | 2B | 3B | HR | RBI | BB | SO | SB |
|------|----------------|------|----|----|---|---|----|----|----|-----|----|----|----|
| 1971 | S.F. vs. Pitt. | .357 | 4 | 14 | 4 | 5 | 1 | 0 | 1 | 1 | 1 | 1 | 0 |
| 1981 | Mon. vs. L.A. | .188 | 5 | 16 | 0 | 3 | 0 | 0 | 0 | 0 | 2 | 0 | 0 |
| 1987 | S.F. vs. St.L. | .000 | 3 | 5 | 0 | 0 | 0 | 0 | 0 | 0 | 0 | 2 | 0 |
| LCS | Totals | .229 | 12 | 35 | 4 | 8 | 1 | 0 | 1 | 1 | 3 | 3 | 0 |

CAREER HOME RUNS BY BALL PARK

| @ All | @ Chi | @ Cin | @ Hou | @ LA | @ Mon | @ NY | @ Phi | @ Pit | @ STL | @ SD | @ SF |
|-------|-------|-------|-------|------|-------|------|-------|-------|-------|------|------|
| 8 | 10 | 7 | 6 | 5 | 12 | 5 | 6 | 2 | 10 | 6 | 35 |

CAREER vs. THE NATIONAL LEAGUE

| | AVG. | AB | H | HR | RBI | | AVG. | AB | H | HR | RBI |
|-------------|------|------|-----|----|-----|--------------|------|------|-----|----|-----|
| Atlanta | .268 | 667 | 179 | 15 | 91 | Chicago | .266 | 598 | 159 | 10 | 67 |
| Cincinnati | .236 | 649 | 153 | 11 | 56 | Montreal | .222 | 334 | 74 | 3 | 33 |
| Houston | .234 | 628 | 147 | 11 | 54 | New York | .249 | 664 | 165 | 8 | 66 |
| Los Angeles | .253 | 700 | 177 | 11 | 73 | Philadelphia | .247 | 667 | 165 | 13 | 83 |
| San Diego | .243 | 633 | 154 | 10 | 63 | Pittsburgh | .239 | 619 | 148 | 5 | 51 |
| S.F. | .228 | 206 | 47 | 2 | 8 | St. Louis | .242 | 722 | 175 | 13 | 74 |
| N.L. WEST | .246 | 3483 | 857 | 60 | 345 | N.L. EAST | .246 | 3604 | 886 | 52 | 374 |

SPEIER *continued*

1988 BATTING BREAKDOWN


| | AVG. | AB | H | HR | RBI | | AVG. | AB | H | HR | RBI |
|-------------|------|-----|----|----|-----|-----------|------|-----|----|----|-----|
| Season | .216 | 171 | 37 | 3 | 18 | Vs. Atl. | .083 | 12 | 1 | 0 | 0 |
| Candlestick | .278 | 90 | 25 | 3 | 13 | Cin. | .259 | 27 | 7 | 0 | 2 |
| Road | .148 | 81 | 12 | 0 | 5 | Hou. | .238 | 21 | 5 | 0 | 1 |
| Day | .264 | 91 | 24 | 1 | 12 | L.A. | .214 | 14 | 3 | 1 | 2 |
| Night | .163 | 80 | 13 | 2 | 6 | S.D. | .071 | 28 | 2 | 0 | 2 |
| Vs. RHP | .190 | 105 | 20 | 3 | 11 | N.L. WEST | .177 | 102 | 18 | 1 | 7 |
| Vs. LHP | .258 | 66 | 17 | 0 | 7 | | | | | | |
| April | .176 | 17 | 3 | 0 | 1 | Chi. | .250 | 4 | 1 | 0 | 0 |
| May | .310 | 29 | 9 | 1 | 6 | Mon. | .174 | 23 | 4 | 1 | 4 |
| June | .133 | 45 | 6 | 0 | 4 | N.Y. | .143 | 7 | 1 | 0 | 0 |
| July | .345 | 29 | 10 | 2 | 6 | Phi. | .231 | 13 | 3 | 0 | 2 |
| August | .261 | 23 | 6 | 0 | 1 | Pit. | .000 | 3 | 0 | 0 | 0 |
| Sept.-Oct. | .107 | 28 | 3 | 0 | 0 | St. L. | .500 | 20 | 10 | 1 | 7 |
| Before ASB | .231 | 104 | 24 | 2 | 16 | N.L. EAST | .271 | 70 | 19 | 2 | 13 |
| After ASB | .194 | 67 | 13 | 1 | 2 | | | | | | |

SPEIER'S CAREER TRANSACTIONS

- Selected by Washington in 11th round of June, 1968 draft.
- Selected by San Francisco in 1st round (secondary phase) of January 17, 1970 draft.
- Traded to Montreal for Tim Foli (if), April 27, 1977.
- On disabled list, July 8-27, 1979 with a back injury.
- Granted free agency, November 13, 1981; re-signed by Montreal, January 12, 1982.
- On disabled list, May 29-June 13, 1983 with strained ligaments in right elbow.
- Traded to St. Louis with cash for Mike Ramsey (if), July 1, 1984.
- Traded to Minnesota for cash and a player to be named later (Jay Pettibone, p), August 19, 1984.
- On disabled list, August 22-September 7, 1984 with a bruised left heel.
- Granted free agency, November 8, 1984; signed with Chicago Cubs, April 8, 1985.
- Granted free agency, December 7, 1986; signed with San Francisco, December 10, 1986.

CHRIS SPEIER'S CAREER HIGHS

- MOST HITS:** 5, July 9, 1988 vs. St. Louis.
- MOST RBIs:** 8, September 22, 1982 vs. Philadelphia (with Montreal).
- MOST HOME RUNS:** 2, (twice) — last: June 1, 1987 vs. Philadelphia (Don Carman and Tom Hume).
- CAREER GRAND SLAMS:** 4 — last: May 20, 1988 vs. Montreal (Jeff Parrett).
- LONGEST HITTING STREAK:** 12, August 1-12, 1982 (with Montreal).
- MOST STOLEN BASES:** 1, (44 times) — last: August 2, 1988 vs. Houston.



RUSS SWAN (LHP)

- BIRTHDATE:** January 3, 1964
- 1989 OPENING DAY AGE:** 25
- BIRTHPLACE:** Fremont, California
- BATS:** Left **THROWS:** Left
- HEIGHT:** 6-4 **WEIGHT:** 210
- M.L. SERVICE:** None
- HOW OBTAINED:** Giants #9 selection in June, 1986 Draft. Signed by Andy Korenek
- CONTRACT STATUS:** Signed through 1989

1988 SEASON made 11 starts for San Jose, finished with a perfect 11-0 record . . . completed two games, a seven-inning shut-out against Santa Barbara August 16 and a nine-inning two-hitter against Riverside in his next start August 21 . . . fanned 11 in the Riverside game . . . went 7.1 innings to beat Fresno in his first outing of the season April 11, then did not pitch again until July 14 due to lower back problems . . . was victorious in his last four starts . . . has fanned 203 batters and walked just 85 in his three pro seasons . . .

PRO CAREER **1987**—made 12 starts for Fresno, striking out 59 and walking 29 in 64 innings . . . **1986**—assigned to Everett after draft . . . was 5-0 including two complete games in seven starts before being promoted to Clinton . . . pitched seven times there, throwing two more complete games and a shutout . . . walked just eight batters in 43.2 Midwest League innings . . .


PERSONAL four-time baseball letterwinner at Kennewick (WA) High School . . . graduated in 1982 . . . attended Texas A & M University . . . single . . . resides in Kennewick, Washington.

Russell Howard Swan

| Year | Club | W-L | ERA | G | GS | CG | SHO | SV | IP | H | R | ER | BB | SO |
|------|----------|-----|------|----|----|----|-----|----|------|----|----|----|----|----|
| 1986 | Everett | 5-0 | 2.15 | 7 | 7 | 2 | 0 | 0 | 46.0 | 30 | 17 | 11 | 22 | 45 |
| | Clinton | 3-3 | 3.09 | 7 | 7 | 2 | 1 | 0 | 43.2 | 36 | 18 | 15 | 8 | 37 |
| 1987 | Fresno | 6-3 | 3.80 | 12 | 12 | 0 | 0 | 0 | 64.0 | 54 | 40 | 27 | 29 | 59 |
| 1988 | San Jose | 7-0 | 2.23 | 11 | 11 | 2 | 1 | 0 | 76.2 | 53 | 28 | 19 | 26 | 62 |

SWAN'S CAREER TRANSACTIONS

— Selected by San Francisco in the 9th round of June, 1986 draft; signed by scout Andy Korenek.



STU TATE (RHP)

BIRTHDATE: June 17, 1962

1989 OPENING DAY AGE: 26

BIRTHPLACE: Huntsville, Alabama

BATS: Right **THROWS:** Right

HEIGHT: 6-3 **WEIGHT:** 205

M.L. SERVICE: None

HOW OBTAINED: Giants #8 selection in June, 1984 Draft. Signed by Ken Parker.

CONTRACT STATUS: Signed through 1989

1988 SEASON spent the season commuting between Shreveport and Phoenix . . . started the year in the Texas League, had a win, three saves and a 0.90 ERA after his first six outings . . . struck out five batters in 1.2 innings at Tulsa April 21 . . . promoted to Phoenix and made triple-A debut against Tacoma April 29, facing two batters and taking the loss . . . started second game of doubleheader against Calgary May 14 and went five innings for the victory . . . ERA was 7.50 when returned to Shreveport May 31 . . . was 2-0, 1.96 with 23 strikeouts and five walks in 18.1 innings for the Captains in June . . . that streak included one start (June 16, went six innings and beat Tulsa) . . . went back to Phoenix July 27 . . . made 16 relief appearances in his second stint with the Firebirds . . . picked up a pair of saves (August 6 against Las Vegas and August 17 versus Albuquerque) . . .

PRO CAREER . . . **1987**—second full year with Shreveport . . . won first two decisions . . . fanned 75 in 83 innings . . . **1986**—led Shreveport with eight saves . . . **1985**—pitched for California League championship team at Fresno . . . started 12 games (his first pro starts), completed two . . . **1984**—assigned to Everett following the draft . . . had three saves in 10 relief appearances before promotion to Clinton, where he had a 2.92 ERA and one save in 17 games . . .


PERSONAL 1980 graduate of Hazelgreen (AL) High . . . lettered twice in baseball at Auburn University . . . also attended Columbia (TN) State College and John Calhoun State College in Decatur, AL . . . married (Kristin, September 20, 1986) . . . resides in Auburn, Alabama.

Stuart Douglas Tate

| Year | Club | W-L | ERA | G | GS | CG | SHD | SV | IP | H | R | ER | BB | SD |
|------|------------|-----|------|----|----|----|-----|----|-------|-----|----|----|----|-----|
| 1984 | Everett | 1-2 | 6.10 | 10 | 0 | 0 | 0 | 3 | 10.1 | 9 | 7 | 7 | 11 | 15 |
| | Clinton | 1-1 | 2.92 | 17 | 0 | 0 | 0 | 1 | 24.2 | 22 | 9 | 8 | 12 | 26 |
| 1985 | Fresno | 9-6 | 4.32 | 34 | 12 | 2 | 0 | 0 | 123.0 | 111 | 73 | 59 | 85 | 118 |
| 1986 | Shreveport | 5-1 | 3.39 | 36 | 2 | 0 | 0 | 8 | 63.2 | 56 | 33 | 24 | 40 | 56 |
| 1987 | Shreveport | 5-5 | 3.80 | 34 | 8 | 0 | 0 | 3 | 83.0 | 75 | 41 | 35 | 57 | 75 |
| 1988 | Shreveport | 3-2 | 2.03 | 24 | 1 | 0 | 0 | 7 | 40.0 | 27 | 11 | 9 | 18 | 45 |
| | Phoenix | 2-4 | 5.89 | 27 | 3 | 0 | 0 | 2 | 47.1 | 50 | 38 | 31 | 30 | 45 |

TATE'S CAREER TRANSACTIONS

— Selected by San Francisco in the 8th round of June, 1984 draft; signed by scout Ken Parker.



WILL TEJADA (C)

BIRTHDATE: November 12, 1962
1989 OPENING DAY AGE: 26
BIRTHPLACE: Santo Domingo,
Dominican Republic
BATS: Right **THROWS:** Right
HEIGHT: 6-0 **WEIGHT:** 185
M.L. SERVICE: 72 days
HOW OBTAINED: Acquired from Montreal for
Angel Escobar November 18, 1988
CONTRACT STATUS: Signed through 1989

1988 SEASON had two stints with the Expos in 1988 . . . earned a June 8 recall, appearing in 4 games . . . joined Montreal again September 11 for the duration of the season, finishing with a .267 mark . . . hit .233 with Indianapolis . . . went 3-5 with three doubles at Oklahoma City July 15 . . .

PRO-CAREER **1987**— spent the year with AAA-Indianapolis, hitting .247 in 91 games . . . threw out 41% of would-be base-stealers (35 of 85) . . . belted a grand slam at Denver June 5 . . . went 5-6 vs. Denver July 28 . . . **1986**— spent the first 107 games with AA-Jacksonville in the Southern League before being recalled by the Expos in September . . . made his ML debut September 9 vs. New York . . . had his first ML hit and RBI off Greg Mathews September 13 at St. Louis . . . **1985**— completed his first full season with the Phillies AA club at Reading, hitting .271 in 69 games . . . **1984**— batted .316 in his last 16 games at Peninsula (A), earning him a promotion to AA-Reading July 16 . . . hit safely in 20 of his first 24 games . . . **1983**— led the South Atlantic Coast League in being hit by a pitch (12) . . .

PERSONAL graduated from Union Panamericana High School in 1978 . . . studied civil engineering for two years at the University of Santo Domingo . . . enjoys music and cooking . . . single . . . resides in Santo Domingo, Dominican Republic.

Wilfredo Aristides Tejada

| Year | Club | AVG. | G | AB | R | H | 2B | 3B | HR | RBI | BB | SO | SB |
|-------------|--------------|------|-----|-----|----|-----|----|----|----|-----|----|----|----|
| 1982 | Helena | .193 | 26 | 57 | 4 | 11 | 3 | 0 | 0 | 4 | 8 | 15 | 0 |
| 1983 | Spartanburg | .249 | 90 | 273 | 33 | 68 | 14 | 2 | 2 | 29 | 10 | 47 | 0 |
| 1984 | Peninsula | .268 | 45 | 127 | 13 | 34 | 6 | 1 | 2 | 16 | 8 | 28 | 0 |
| | Reading | .333 | 28 | 72 | 7 | 24 | 7 | 0 | 0 | 15 | 5 | 8 | 0 |
| 1985 | Reading | .271 | 69 | 210 | 24 | 57 | 7 | 0 | 3 | 25 | 17 | 52 | 1 |
| 1986 | Jacksonville | .270 | 107 | 382 | 49 | 103 | 11 | 5 | 13 | 46 | 25 | 74 | 10 |
| | Montreal | .240 | 10 | 25 | 1 | 6 | 1 | 0 | 0 | 2 | 2 | 8 | 0 |
| 1987 | Indianapolis | .247 | 91 | 299 | 28 | 74 | 10 | 1 | 3 | 29 | 18 | 49 | 2 |
| 1988 | Indianapolis | .233 | 59 | 172 | 16 | 40 | 11 | 1 | 1 | 19 | 7 | 34 | 1 |
| M.L. Totals | | .240 | 10 | 25 | 1 | 6 | 1 | 0 | 0 | 2 | 2 | 8 | 0 |

CAREER vs. THE NATIONAL LEAGUE

| | AVG. | AB | H | HR | RBI | | AVG. | AB | H | HR | RBI |
|-------------|------|----|---|----|-----|--------------|------|----|----|----|-----|
| Atlanta | — | — | — | — | — | Chicago | .000 | 3 | 0 | 0 | 0 |
| Cincinnati | — | — | — | — | — | Montreal | — | — | — | — | — |
| Houston | — | — | — | — | — | New York | .100 | 10 | 1 | 0 | 0 |
| Los Angeles | — | — | — | — | — | Philadelphia | .400 | 5 | 2 | 0 | 2 |
| San Diego | — | — | — | — | — | Pittsburgh | .400 | 5 | 2 | 0 | 0 |
| S.F. | — | — | — | — | — | St. Louis | .308 | 13 | 4 | 0 | 2 |
| N.L. WEST | — | — | — | — | — | N.L. EAST | .250 | 40 | 10 | 0 | 4 |

1988 BATTING BREAKDOWN

| | AVG. | AB | H | HR | RBI | | AVG. | AB | H | HR | RBI |
|------------|------|----|----|----|-----|-----------|------|----|---|----|-----|
| Season | .267 | 15 | 24 | 0 | 2 | Vs. All | — | — | — | — | — |
| Home | .200 | 10 | 2 | 0 | 0 | Cin. | — | — | — | — | — |
| Road | .400 | 5 | 2 | 0 | 2 | Hou. | — | — | — | — | — |
| Day | .200 | 10 | 2 | 0 | 0 | L.A. | — | — | — | — | — |
| Night | .400 | 5 | 2 | 0 | 2 | S.D. | — | — | — | — | — |
| Vs. RHP | .231 | 13 | 3 | 0 | 2 | N.L. WEST | — | — | — | — | — |
| Vs. LHP | .500 | 2 | 1 | 0 | 0 | | | | | | |
| April | — | — | — | — | — | Chi. | — | — | — | — | — |
| May | — | — | — | — | — | Mon. | — | — | — | — | — |
| June | .250 | 12 | 3 | 0 | 2 | N.Y. | .200 | 5 | 1 | 0 | 0 |
| July | — | — | — | — | — | Phi. | .333 | 9 | 3 | 0 | 2 |
| August | — | — | — | — | — | Pit. | — | — | — | — | — |
| Sept.-Oct. | .333 | 3 | 1 | 0 | 0 | St. L. | .000 | 15 | 4 | 0 | 2 |
| Before ASB | .250 | 12 | 3 | 0 | 2 | N.L. EAST | .267 | 15 | 4 | 0 | 2 |
| After ASB | .333 | 3 | 1 | 0 | 0 | | | | | | |

TEJADA'S CAREER TRANSACTIONS

- Signed as a free agent by Philadelphia on June 10, 1982.
- Claimed by Montreal in the minor league draft at the December, 1985 winter meetings.
- Traded to San Francisco for Angel Escobar (if) on November 18, 1988.

WILL TEJADA'S CAREER HIGHS

MOST HITS: 2, (three times) — last, June 14, 1988 vs. Philadelphia (with Montreal)
MOST RBIs: 2—June 14, 1988 vs. Philadelphia (with Montreal)
LONGEST HITTING STREAK: 2, (twice)—last, September 13-14, 1986 (with Montreal)



ROBBY THOMPSON (IF)

NICKNAME: R.T.
BIRTHDATE: May 10, 1962
1989 OPENING DAY AGE: 26
BIRTHPLACE: West Palm Beach, Florida
BATS: Right **THROWS:** Right
HEIGHT: 5-11 **WEIGHT:** 170
M.L. SERVICE: 3 years
HOW OBTAINED: Giants #1 selection (secondary phase) in June, 1983 Free Agent Draft
CONTRACT STATUS: Signed through 1989

1988 SEASON selected to his first National League All-Star team, but did not attend in order to continue treatment on his lower back . . . was the first Giant second baseman selected to an All-Star Game in 25 years, since Dave Williams made the 1953 team . . . drove in a career-high 48 runs in 1988 . . . hit .357 in May (35x98) . . . put together a career-high 10-game hitting streak from August 9-19 . . . collected 4 hits May 25 at New York, also had nine three-hit games . . . suffered a fractured right thumb when hit by a line drive off the bat of Eric Davis September 28 vs. Cincinnati . . . average got as high as .320 (June 8), batted .299 before the All Star Break . . . hit .325 (50x154) vs. lefties . . .

PRO CAREER **1987**—was the pivot for the majority of the Giants' Major League-leading number of double plays, which set a new Giants franchise record (183) . . . surpassed his rookie season totals in home runs and

THOMPSON continued

stolen bases despite playing in a fewer number of games due to a back ailment . . . was diagnosed in Spring Training as having a small bulge in a disk in his lower back . . . spent 15 days on the disabled list April 28-May 13 with low back pain . . . hit .378 in May after returning to the lineup . . . hit .341 with MISP (29-for-85), including a .452 mark with MISP and two out (19-for-42) . . . hit .308 vs. lefthanders . . . **POST-SEASON**—played in all seven games of the NLCS, starting the first six . . . hit a solo HR off Danny Cox in game #4 and tripled in a run in game #5 . . . **1986**—made the jump from Double-A ball to the Giants' starting lineup . . . named as *The Sporting News'* and *Baseball Digest's* Rookie of the Year . . . finished second in the BBWAA's balloting . . . led the NL and set a new San Francisco club record with 18 sacrifice bunts, including six squeeze bunts in eight attempts . . . led the club with 73 runs scored and 149 hits . . . collected his first ML hit in his second at-bat, a double off Nolan Ryan at the Astrodome April 8 . . . picked up his first ML RBIs with a three-run double off Eric Show April 19 vs. San Diego . . . hit his first ML HR off Shane Rawley May 17 vs. Philadelphia . . . set an ML record when he was caught stealing four times June 27 at Cincinnati . . . hit his first grand slam off Jim Acker and drove in five runs September 12 vs. Atlanta . . . went 5-for-5 September 21 at Atlanta . . . had arthroscopic surgery to remove torn cartilage from his right knee October 7 . . . **1985**—led all Texas League second basemen with a .982 fielding percentage (12 errors in 120 games), 91 double plays, 291 putouts and 664 total chances . . . was second in the league with seven triples and stole a career-high 28 bases . . . named starting second baseman in TL All-Star Game . . . **1984**—drove in 43 runs in 102 games as Fresno's regular second baseman in his first full season . . .

PERSONAL helped lead West Palm Beach to the Bronco World Series title in 1974 . . . played baseball and basketball at Forest Hill High School in West Palm Beach . . . earned All-Conference honors from 1978-80 . . . received Honorable Mention in 1980 All-Florida High School basketball team after averaging 22 points . . . graduated in 1980 . . . graduated from Palm Beach Junior College (Lake Worth, FL) . . . named second baseman on 1982 All-State team . . . attended University of Florida . . . hobbies include hunting, fishing, golf and racquetball . . . married (Brenda Cardona, February 25, 1984) . . . one daughter (Kristeena, July 20, 1982) and one son (Andrew, November 7, 1986) . . . resides in West Palm Beach, Florida.

Robert Randall Thompson

| Year | Club | AVG. | G | AB | R | H | 2B | 3B | HR | RBI | BB | SO | SB |
|------|---------------|------|-----|------|-----|-----|----|----|----|-----|-----|-----|----|
| 1983 | Fresno | .259 | 64 | 220 | 33 | 57 | 8 | 1 | 4 | 23 | 18 | 62 | 4 |
| 1984 | Fresno | .249 | 102 | 325 | 53 | 81 | 11 | 0 | 8 | 43 | 47 | 85 | 21 |
| 1985 | Shreveport | .261 | 121 | 449 | 85 | 117 | 20 | 7 | 9 | 40 | 65 | 101 | 28 |
| 1986 | San Francisco | .271 | 149 | 549 | 73 | 149 | 27 | 3 | 7 | 47 | 42 | 112 | 12 |
| 1987 | San Francisco | .262 | 132 | 420 | 62 | 110 | 26 | 5 | 10 | 44 | 40 | 91 | 16 |
| 1988 | San Francisco | .264 | 138 | 477 | 66 | 126 | 24 | 6 | 7 | 48 | 40 | 111 | 14 |
| M.L. | Totals | .266 | 419 | 1446 | 201 | 385 | 77 | 14 | 24 | 139 | 122 | 314 | 42 |

GW-RBIs: Career Total (11): 1988 (5): 1987 (2): 1986 (4)

ALL STAR GAME RECORD

| Year | Club, Site | AVG. | G | AB | R | H | 2B | 3B | HR | RBI | BB | SO | SB |
|------|-----------------|------|---|----|---|---|----|----|----|-----|----|----|----------------|
| 1988 | N.L. Cincinnati | | | | | | | | | | | | (Did not play) |

LEAGUE CHAMPIONSHIP SERIES RECORD

| Year | Club | AVG. | G | AB | R | H | 2B | 3B | HR | RBI | BB | SO | SB |
|------|-----------------|------|---|----|---|---|----|----|----|-----|----|----|----|
| 1987 | S.F. vs. St. L. | .100 | 7 | 20 | 4 | 2 | 0 | 1 | 1 | 2 | 5 | 7 | 2 |

CAREER HOME RUNS BY BALL PARK

| @ All | @ Chi | @ Cin | @ Hou | @ LA | @ Mon | @ NY | @ Phi | @ Pit | @ STL | @ SO | @ SF |
|-------|-------|-------|-------|------|-------|------|-------|-------|-------|------|------|
| 3 | 0 | 0 | 1 | 0 | 1 | 1 | 1 | 1 | 0 | 2 | 14 |

THOMPSON'S CAREER TRANSACTIONS

- Selected by Oakland in 2nd round of January, 1982 draft.
- Selected by Seattle in 6th round (secondary phase) of June, 1982 draft.
- Selected by San Francisco in 1st round (secondary phase) of June, 1983 draft; signed by scout Tom Zimmer.
- On disabled list, April 28-May 13, 1987 with low back pain.

CAREER vs. THE NATIONAL LEAGUE

| | AVG. | AB | H | HR | RBI | | AVG. | AB | H | HR | RBI |
|-------------|------|-----|-----|----|-----|--------------|------|-----|-----|----|-----|
| Atlanta | .292 | 161 | 47 | 4 | 21 | Chicago | .222 | 117 | 26 | 1 | 9 |
| Cincinnati | .212 | 165 | 35 | 1 | 13 | Montreal | .295 | 105 | 31 | 3 | 12 |
| Houston | .236 | 157 | 37 | 3 | 9 | New York | .380 | 129 | 49 | 2 | 17 |
| Los Angeles | .239 | 138 | 33 | 0 | 8 | Philadelphia | .303 | 119 | 36 | 4 | 13 |
| San Diego | .191 | 152 | 29 | 3 | 17 | Pittsburgh | .330 | 115 | 38 | 3 | 16 |
| S.F. | — | — | — | — | — | St. Louis | .273 | 88 | 24 | 0 | 4 |
| N.L. WEST | .234 | 773 | 181 | 11 | 68 | N.L. EAST | .303 | 673 | 204 | 13 | 71 |

1988 BATTING BREAKDOWN

| | AVG. | AB | H | HR | RBI | | AVG. | AB | H | HR | RBI |
|-------------|------|-----|-----|----|-----|-----------|------|-----|----|----|-----|
| Season | .264 | 477 | 126 | 7 | 48 | Vs. All. | .220 | 50 | 11 | 0 | 6 |
| Candlestick | .257 | 214 | 55 | 3 | 23 | Cin. | .333 | 48 | 16 | 0 | 5 |
| Road | .270 | 263 | 71 | 4 | 25 | Hou. | .273 | 55 | 15 | 2 | 5 |
| Day | .265 | 181 | 48 | 2 | 19 | L.A. | .217 | 46 | 10 | 0 | 1 |
| Night | .264 | 296 | 78 | 5 | 29 | S.D. | .150 | 40 | 6 | 1 | 4 |
| Vs. RHP | .235 | 323 | 76 | 6 | 31 | N.L. WEST | .243 | 239 | 58 | 3 | 21 |
| Vs. LHP | .325 | 154 | 50 | 1 | 17 | | | | | | |
| April | .270 | 74 | 20 | 0 | 5 | Chi. | .184 | 49 | 9 | 0 | 2 |
| May | .357 | 98 | 35 | 1 | 12 | Mon. | .250 | 28 | 7 | 1 | 4 |
| June | .255 | 55 | 14 | 0 | 5 | N.Y. | .364 | 44 | 16 | 1 | 7 |
| July | .287 | 94 | 27 | 2 | 11 | Phi. | .216 | 37 | 8 | 0 | 5 |
| August | .207 | 92 | 19 | 2 | 7 | Pit. | .419 | 43 | 18 | 2 | 7 |
| Sept. Oct. | .172 | 64 | 11 | 2 | 8 | St. L. | .270 | 37 | 10 | 0 | 2 |
| Before ASB | .299 | 251 | 75 | 2 | 25 | N.L. EAST | .286 | 238 | 68 | 4 | 27 |
| After ASB | .226 | 226 | 51 | 5 | 23 | | | | | | |

ROBBY THOMPSON'S CAREER HIGHS

MOST HITS: 5, September 21, 1986 at Atlanta.


MOST RBIs: 5, (twice) — last: April 13, 1987 at San Diego.

MOST HOME RUNS: 1, (24 times) — last: September 18, 1988 at Houston (Rocky Childress).

CAREER GRAND SLAMS: 2 — last: April 13, 1987 at San Diego (Tom Gorman).

LONGEST HITTING STREAK: 10, August 9-August 19, 1988.

MOST STOLEN BASES: 2, (4 times) — last: August 18, 1988 vs. New York.



JOSE URIBE (IF)

BIRTHDATE: January 21, 1960

1989 OPENING DAY AGE: 29

BIRTHPLACE: San Cristobal, Dominican Republic

BATS: Both **THROWS:** Right

HEIGHT: 5-10 **WEIGHT:** 165

M.L. SERVICE: 4 years, 20 days

HOW OBTAINED: Acquired from St. Louis with Dave LaPoint, David Green and Gary Rajsich for Jack Clark, February 1, 1985

CONTRACT STATUS: Signed through 1989

1988 SEASON named by his teammates as the 1988 winner of the Willie Mac Award as the club's most inspirational player . . . set new career highs in at-bats (493), runs (47), hits (127) and GW-RBIs (10) . . . his first HR of the year was a two-run GW HR off Cub's Jamie Moyer at Wrigley May 7 . . . tied a career high with a pair of 10-game hitting streaks: April 30-May 10 and June 19-29 when he hit .405 (17x42) . . . hit .303 vs. LHPs . . . missed 15 games while on the disabled list June 2-17 for emotional stress . . . his wife Sara died from cardio-pulmonary hypertension June 1 after giving birth to their third child, a boy named Enrique, on May 31 . . .

PRO CAREER **1987**—the switch-hitting shortstop turned in an outstanding season despite being hampered by a pulled left hamstring . . . appeared in just 15 games prior to July 4 due to the hamstring that forced him to the disabled list three different times . . . still set career marks with a .291 average, five triples and five home runs batted .308 vs. right-handers . . . played a key role in the Giants setting a new franchise record for the double plays with a Major League-leading 183 . . . ranked fourth

URIBE *continued*

among NL shortstops with a .971 fielding percentage (minimum 90 games) . . . grounded into just one double play all year in 309 at-bats (ranked third toughest to double in the ML) and has now grounded into just three DPs in his last 794 at-bats (263 games) . . . was the toughest ML player to double up in 1986 (two GDPs in 453 at-bats) . . . **POST-SEASON** — started all seven games of the NLCS, collecting two hits in games #1 & 7 . . . drove in a pair of runs including the game winner in game #5 . . . **1986** — had a .977 fielding percentage, the best by a Giants' shortstop in 11 years, since Chris Speier's .982 in 1975 . . . committed just 16 errors . . . led all NL shortstops in games (156) and finished second in fielding percentage (one point behind Ozzie Smith's .978) and with 709 total chances (behind Shawon Dunston's 817) . . . was the toughest player in the Majors to double up (min. 90 games) as he grounded into just two DPs all year, one every 227 at-bats . . . led the club in games played (157) for the second straight year . . . was second on the team with 22 stolen bases . . . **1985** — as a rookie, he led the Giants in games played with 147 . . . hit .264 after July 1 . . . hit his first ML home run off Larry Andersen in Philadelphia May 21 . . . hit two HRs in a three-game series vs. Montreal on September 6-8 . . . **1984** — led American Association shortstops in fielding percentage (.956), games (144), total chances (720), putouts (233), assists (455) and double plays (96) . . . named to the league All-Star team . . . set career highs with 135 hits and 46 RBIs at Louisville . . . earned his first ML promotion in September and appeared in eight games with the Cardinals . . . collected his first ML hit off Pirates' Jose DeLeon September 14 . . . **1983** — in his first season at the Triple-A level, led all shortstops in total chances (664) and double plays (90) . . . stole a career-high 26 bases . . . **1982** — began the season at Arkansas and led the Texas League shortstops with 88 double plays . . . was promoted to Louisville for the final eight games of the season . . . **1981** — made his professional debut at St. Petersburg . . . was originally signed by the Yankees organization in 1978, but was released before playing for them . . .

PERSONAL . . . formerly known as Jose Gonzalez . . . played leftfield as a youth in the Dominican . . . learned how to play shortstop at age 16 from his brother, who played short for the Dominican Republic Army team . . . two daughters: Luzadriana (January 4, 1986) and Jacqueline (January 25, 1987); one son: Enrique (May 31, 1988) . . . lives in Santo Domingo, Dominican Republic.

Jose Gonzalez Uribe

| Year | Club | AVG. | G | AB | R | H | 2B | 3B | HR | RBI | BB | SO | SB |
|------|----------------|------|-----|------|-----|-----|----|----|----|-----|-----|-----|----|
| 1981 | St. Petersburg | .268 | 128 | 463 | 54 | 124 | 15 | 2 | 0 | 40 | 24 | 69 | 12 |
| 1982 | Arkansas | .247 | 123 | 455 | 73 | 115 | 17 | 7 | 0 | 41 | 40 | 65 | 16 |
| | Louisville | .357 | 8 | 28 | 5 | 10 | 2 | 0 | 0 | 4 | 1 | 4 | 0 |
| 1983 | Louisville | .284 | 122 | 423 | 64 | 120 | 19 | 6 | 3 | 44 | 35 | 45 | 26 |
| 1984 | Louisville | .279 | 145 | 484 | 68 | 135 | 20 | 2 | 3 | 46 | 26 | 52 | 11 |
| | St. Louis | .211 | 8 | 19 | 4 | 4 | 0 | 0 | 0 | 3 | 0 | 2 | 1 |
| 1985 | San Francisco | .237 | 147 | 476 | 46 | 113 | 20 | 4 | 3 | 26 | 30 | 57 | 8 |
| 1986 | San Francisco | .223 | 157 | 453 | 46 | 101 | 15 | 1 | 3 | 43 | 61 | 76 | 22 |
| 1987 | San Francisco | .291 | 95 | 309 | 44 | 90 | 16 | 5 | 5 | 30 | 24 | 35 | 12 |
| 1988 | San Francisco | .252 | 141 | 493 | 47 | 124 | 10 | 7 | 3 | 35 | 36 | 69 | 10 |
| M.L. | Totals | .247 | 548 | 1750 | 187 | 432 | 61 | 17 | 14 | 137 | 151 | 239 | 53 |

GW-RBIs: Career Total (18); 1988 (10); 1987 (3); 1986 (2); 1985 (3)

LEAGUE CHAMPIONSHIP SERIES RECORD

| Year | Club | AVG. | G | AB | R | H | 2B | 3B | HR | RBI | BB | SO | SB |
|------|-----------------|------|---|----|---|---|----|----|----|-----|----|----|----|
| 1987 | S.F. vs. St. L. | .269 | 7 | 26 | 1 | 7 | 1 | 0 | 0 | 2 | 0 | 4 | 1 |

LATIN LADS

The Giants, who have a long and rich history of players with Hispanic heritage, have seven players in 1989 with birthplaces in Latin America. The roster includes natives of Mexico, Puerto Rico and Dominican Republic.

| | |
|------------------------------|-----------------------------|
| Dominican Republic—Jose Pena | Mexico—Tony Perezchica |
| —Andres Santana | Puerto Rico—Candy Maldonado |
| —Will Tejada | —Francisco Melendez |
| —Jose Uribe | |

CAREER HOME RUNS BY BALL PARK

| @ All | @ Chi | @ Cin | @ Hou | @ LA | @ Mon | @ NY | @ Phi | @ Pit | @ STL | @ SD | @ SF |
|-------|-------|-------|-------|------|-------|------|-------|-------|-------|------|------|
| 0 | 1 | 0 | 1 | 0 | 0 | 0 | 2 | 1 | 0 | 1 | 8 |

CAREER vs. THE NATIONAL LEAGUE

| | AVG. | AB | H | HR | RBI | | AVG. | AB | H | HR | RBI |
|-------------|------|-----|-----|----|-----|--------------|------|-----|-----|----|-----|
| Atlanta | .284 | 162 | 46 | 0 | 15 | Chicago | .278 | 144 | 40 | 1 | 13 |
| Cincinnati | .260 | 185 | 48 | 1 | 16 | Montreal | .248 | 125 | 31 | 3 | 16 |
| Houston | .213 | 188 | 40 | 1 | 10 | New York | .241 | 145 | 35 | 0 | 15 |
| Los Angeles | .227 | 198 | 45 | 0 | 9 | Philadelphia | .229 | 144 | 33 | 3 | 15 |
| San Diego | .252 | 171 | 43 | 2 | 15 | Pittsburgh | .248 | 149 | 37 | 3 | 9 |
| S.F. | — | — | — | — | — | St. Louis | .244 | 135 | 33 | 0 | 6 |
| N.L. WEST | .246 | 904 | 222 | 4 | 65 | N.L. EAST | .248 | 842 | 209 | 10 | 74 |

1988 BATTING BREAKDOWN

| | AVG. | AB | H | HR | RBI | | AVG. | AB | H | HR | RBI |
|-------------|------|-----|-----|----|-----|-----------|------|-----|----|----|-----|
| Season | .252 | 493 | 124 | 31 | 35 | Vs. Atl. | .302 | 43 | 13 | 0 | 7 |
| Candlestick | .268 | 224 | 60 | 1 | 12 | Cin. | .241 | 54 | 13 | 0 | 3 |
| Road | .238 | 269 | 64 | 2 | 23 | Hou. | .300 | 50 | 15 | 1 | 8 |
| Day | .250 | 204 | 51 | 3 | 12 | L.A. | .250 | 60 | 15 | 0 | 1 |
| Night | .253 | 289 | 73 | 0 | 23 | S.D. | .269 | 52 | 14 | 0 | 4 |
| Vs. RHP | .229 | 341 | 78 | 1 | 21 | N.L. WEST | .270 | 259 | 70 | 1 | 23 |
| Vs. LHP | .303 | 152 | 46 | 2 | 14 | | | | | | |
| April | .222 | 81 | 18 | 0 | 2 | Chi. | .283 | 46 | 13 | 1 | 2 |
| May | .261 | 92 | 24 | 2 | 5 | Mon. | .250 | 28 | 7 | 1 | 4 |
| June | .347 | 49 | 17 | 0 | 7 | N.Y. | .263 | 38 | 10 | 0 | 4 |
| July | .224 | 85 | 19 | 0 | 2 | Phi. | .189 | 37 | 7 | 0 | 2 |
| August | .202 | 89 | 18 | 0 | 10 | Pit. | .128 | 39 | 5 | 0 | 0 |
| Sept.-Oct. | .289 | 97 | 28 | 1 | 9 | St. L. | .262 | 42 | 11 | 0 | 2 |
| Before ASB | .258 | 252 | 65 | 2 | 15 | N.L. EAST | .230 | 230 | 53 | 2 | 14 |
| After ASB | .245 | 241 | 59 | 1 | 20 | | | | | | |

URIBE'S CAREER TRANSACTIONS

- Signed as a free agent by New York Yankees on February 18, 1977.
- Released by New York Yankees, July 5, 1977.
- Signed as a free agent by St. Louis on August 18, 1980 by scout Bobby Diaz.
- Traded to San Francisco with David Green (if), Gary Rajsich (if) and Dave LaPoint (p) for Jack Clark (if), February 1, 1985.
- On disabled list, April 11-30, May 5-20 and May 28-July 4, 1987 with a pulled left hamstring.
- On disabled list May 31-June 17, 1988 for emotional stress.

JOSE URIBE'S CAREER HIGHS

MOST HITS: 4, September 27, 1987 at Atlanta

MOST RBIs: 3, (twice) — last: May 25, 1986 vs. Montreal

MOST HOME RUNS: 1, (14 times) — last: July 17, 1988 at Houston (Jim Deshaies)

CAREER GRAND SLAMS: None.

LONGEST HITTING STREAK: 10, (twice) — last: June 19-June 29, 1988

MOST STOLEN BASES: 2, (twice) — last: July 27, 1988 vs. Los Angeles



MATT WILLIAMS (IF)

BIRTHDATE: November 28, 1965

1989 OPENING DAY AGE: 23

BIRTHPLACE: Bishop, California

BATS: Right **THROWS:** Right

HEIGHT: 6-2 **WEIGHT:** 205

M.L. SERVICE: 1 year, 13 days

HOW OBTAINED: Giants #1 selection (third overall) in June, 1986 Draft

CONTRACT STATUS: Signed through 1989

1988 SEASON had two terms with SF during the year . . . was recalled from Phoenix June 2 and started 10 games at shortstop in place of the disabled Jose Uribe, hitting three HRs and driving in nine runs . . . his first hit of the year was his first career grand slam, off Nolan Ryan June

WILLIAMS continued

4 vs. Houston . . . was recalled a second time and hit a HR off Juan Agosto @ Houston August 11 in his first at-bat . . . had his second career two-HR game September 24 vs. Los Angeles with two solo shots off John Tudor . . . also added a double to match a career high with three hits . . . at Phoenix, he hit .271 with 12 HRs and 51 RBIs in 82 games . . . tied 25-year-old PCL record with four HRs May 25 vs. Albuquerque . . .

PRO CAREER **1987**—with just 72 minor league games under his belt, Matt arrived in Spring Training and hit .296 with three HRs and 16 RBIs in 24 games . . . was assigned to Phoenix (AAA) where he appeared in one game before being purchased by the Giants to replace the injured Jose Uribe April 11 . . . picked up first ML hit off Orel Hershiser that day . . . had first ML RBI off Dave Dravecky April 13 at San Diego . . . hit first ML home run off Atlanta's Jeff Dedmon at Candlestick June 27 . . . hit two HRs off Jim Deshaies at Candlestick June 27 . . . was the Giants starting shortstop when they set the ML records for most DPs in three games (13) and four games (15) at Atlanta April 24-27 . . . **POST-SEASON**—replaced Joel Youngblood (broken wrist) on the NLCS roster, but did not see action . . . **1986**—was assigned to Everett (Rookie) after signing with the Giants in June . . . appeared in four games and drove in ten runs, including a grand slam . . . promoted to Clinton (A) where he finished the season, hitting .240 with seven homers in 68 games . . .

PERSONAL graduated from Carson (Nevada) High School in 1983 . . . attended the University of Nevada, Las Vegas . . . in his junior year at UNLV, he hit .351 with 25 homers and 89 RBIs in 57 games and was named NCAA All-American shortstop in 1986 . . . was a member of the 1985 USA National Team that toured the Orient . . . hobbies including hunting and fishing . . . single . . . lives in Carson City, Nevada.

Matthew Derrick Williams

| Year | Club | AVG. | G | AB | R | H | 2B | 3B | HR | RBI | BB | SO | SB |
|------|---------------|------|-----|-----|----|----|----|----|----|-----|----|-----|----|
| 1986 | Everett | .235 | 4 | 17 | 3 | 4 | 0 | 1 | 1 | 10 | 1 | 4 | 0 |
| | Clinton | .240 | 68 | 250 | 32 | 60 | 14 | 3 | 7 | 29 | 23 | 62 | 3 |
| 1987 | Phoenix | .289 | 56 | 211 | 36 | 61 | 15 | 2 | 6 | 37 | 19 | 53 | 6 |
| | San Francisco | .188 | 84 | 245 | 28 | 46 | 9 | 2 | 8 | 21 | 16 | 68 | 4 |
| 1988 | Phoenix | .271 | 82 | 306 | 45 | 83 | 19 | 1 | 12 | 51 | 13 | 56 | 6 |
| | San Francisco | .205 | 52 | 156 | 17 | 32 | 6 | 1 | 8 | 19 | 8 | 41 | 0 |
| M.L. | Totals | .195 | 136 | 401 | 45 | 78 | 15 | 3 | 16 | 40 | 24 | 109 | 4 |

GW-RBIs: Career Total (3); 1988 (3); 1987 (0)

LEAGUE CHAMPIONSHIP SERIES

| Year | Club | AVG. | G | AB | R | H | 2B | 3B | HR | RBI | BB | SO | SB |
|------|-----------------|----------------|---|----|---|---|----|----|----|-----|----|----|----|
| 1987 | S.F. vs. St. L. | —did not play— | | | | | | | | | | | |

CAREER HOME RUNS BY BALL PARK

| @ Atl | @ Chi | @ Cin | @ Hou | @ LA | @ Mon | @ NY | @ Phi | @ Pit | @ STL | @ SD | @ SF |
|-------|-------|-------|-------|------|-------|------|-------|-------|-------|------|------|
| 0 | 1 | 1 | 1 | 0 | 0 | 0 | 0 | 0 | 0 | 1 | 12 |

GIANTS #1 JUNE DRAFT PICKS

- 1965 – Alan Gallagher (if)

1966 – Bob Reynolds (rhp)

1967 – Dave Rader (c)

1968 – Gary Matthews (OF)

1969 – Mike Phillips (if)

1970 – John D’Acquisto (rhp)

1971 – Frank Riccelli (lhp)

1972 – Rob Dressler (rhp)

1973 – Johnnie LeMaster (if)

1974 – Terry Lee (if)

1975 – Ted Barnicle (lhp)

1976 – Mark Kuecker (if)
- 1977 – Craig Landis (if)

1978 – Bob Cummings (c)

1979 – Scott Garrelts (rhp)

1980 – Jessie Reid (of)

1981 – Mark Grant (rhp)

1982 – Steve Stanicek (if)

1983 – Jeff Robinson (rhp)

1984 – Alan Cockrell (of)

1985 – Will Clark (if)

1986 – Matt Williams (if)

1987 – Mike Remlinger (lhp)

1988 – Royce Clayton (if)

CAREER vs. THE NATIONAL LEAGUE

| | AVG. | AB | H | HR | RBI | | AVG. | AB | H | HR | RBI |
|-------------|------|-----|----|----|-----|--------------|------|-----|----|----|-----|
| Atlanta | .196 | 56 | 11 | 2 | 3 | Chicago | .190 | 21 | 4 | 1 | 3 |
| Cincinnati | .105 | 38 | 4 | 3 | 3 | Montreal | .250 | 40 | 10 | 1 | 7 |
| Houston | .146 | 41 | 6 | 4 | 10 | New York | .219 | 32 | 7 | 1 | 2 |
| Los Angeles | .236 | 55 | 13 | 2 | 5 | Philadelphia | .195 | 41 | 8 | 2 | 4 |
| San Diego | .208 | 48 | 10 | 1 | 3 | Pittsburgh | .200 | 15 | 3 | 0 | 0 |
| S.F. | — | — | — | — | — | St. Louis | .143 | 14 | 2 | 0 | 0 |
| N.L. WEST | .185 | 238 | 44 | 11 | 24 | N.L. EAST | .209 | 163 | 34 | 5 | 16 |

1988 & CAREER BATTING BREAKDOWN

| | AVG. | AB | H | HR | RBI | | AVG. | AB | H | HR | RBI |
|-------------|------|-----|----|----|-----|-----------|------|-----|----|----|-----|
| Season | .205 | 156 | 32 | 8 | 19 | Vs. Atl. | .286 | 14 | 4 | 1 | 1 |
| Candlestick | .227 | 97 | 22 | 7 | 16 | Cin. | .050 | 20 | 1 | 1 | 1 |
| Road | .169 | 59 | 10 | 1 | 3 | Hou. | .154 | 26 | 4 | 2 | 8 |
| Day | .250 | 68 | 17 | 5 | 16 | L.A. | .344 | 32 | 11 | 2 | 4 |
| Night | .170 | 88 | 15 | 3 | 3 | S.D. | .091 | 11 | 1 | 0 | 0 |
| Vs. RHP | .225 | 102 | 23 | 3 | 14 | N.L. WEST | .204 | 103 | 21 | 6 | 14 |
| Vs. LHP | .167 | 54 | 9 | 5 | 5 | | | | | | |
| April | — | — | — | — | — | Chi. | — | — | — | — | — |
| May | — | — | — | — | — | Mon. | .167 | 18 | 3 | 0 | 1 |
| June | .206 | 34 | 7 | 3 | 9 | N.Y. | .133 | 15 | 2 | 1 | 1 |
| July | — | — | — | — | — | Phi. | .300 | 20 | 6 | 1 | 3 |
| August | .258 | 62 | 16 | 3 | 7 | Pit. | — | — | — | — | — |
| Sept.-Oct. | .150 | 60 | 9 | 2 | 3 | St. L. | — | — | — | — | — |
| Before ASB | .206 | 34 | 7 | 3 | 9 | N.L. EAST | .208 | 53 | 11 | 2 | 5 |
| After ASB | .205 | 122 | 25 | 5 | 10 | | | | | | |

WILLIAMS' CAREER TRANSACTIONS

— Selected by San Francisco in 1st round (third player selected) of June, 1986 draft; signed by George Genovese.

MATT WILLIAMS' CAREER HIGHS

MOST HITS: 3, (3 times) — last: September 24, 1988 vs. Los Angeles.


MOST RBIs: 4, June 4, 1988 vs. Houston.

MOST HOME RUNS: 2, (twice) — last: September 24, 1988 vs. Los Angeles (John Tudor).

CAREER GRAND SLAMS: 1, June 4, 1988 vs. Houston (Nolan Ryan).

LONGEST HITTING STREAK: 5, August 18-August 22, 1988.

MOST STOLEN BASES: 1, (4 times) — last: June 21, 1987 at San Diego.



TREVOR WILSON (LHP)

NICKNAME: T-Dub

BIRTHDATE: June 7, 1966

1989 OPENING DAY AGE: 22

BIRTHPLACE: Torrance, California

BATS: Left **THROWS:** Left

HEIGHT: 6-0 **WEIGHT:** 175

M.L. SERVICE: 28 days

HOW OBTAINED: Giants #8 selection in June, 1985 Draft

CONTRACT STATUS: Signed through 1989

1988 SEASON started the season with Shreveport, pitched 14 innings with 12 strikeouts before allowing a run . . . was 5-1, 1.19 after his first nine outings . . . promoted to Phoenix in mid-June, earned first triple-A win in relief against Edmonton July 2 . . . struck out 10 in 7.1 two-hit scoreless innings at Tacoma July 15 . . . promoted to the Giants in September . . . suffered the loss in his ML debut, a start against the Padres at Candlestick September 5 . . . struck out six Dodgers at Candlestick September 24 . . .

PRO CAREER . . . **1987**—was selected to the Midwest League All-Star team after finishing second in the league in ERA . . . ran off six straight wins

WILSON continued

in six starts from June 4-July 7, allowing just two earned runs in 44.1 innings (an 0.41 ERA) . . . during the stretch, he tossed a two-hit, 3-0 shutout vs. Beloit June 19 and a three-hit, 7-0 shutout with 11 strikeouts at Beloit June 9 . . . struck out a season-high 12 batters in a complete-game win vs. Burlington May 3 . . . was especially good at holding base runners, as 65% (20 of 31) of the stolen base attempts while he was on the mound were thrown out . . . **1986**—split the season between Clinton’s starting rotation and the bullpen . . . was second on the staff with 21 starts and third with 131 innings . . . also chipped in two saves out of the pen . . . **1985** —was a starter and a reliever on the Northwest League Champion Everett Giants . . . was second on the club with three saves, despite only ten relief appearances . . .

PERSONAL played baseball and football at Oregon City (Oregon) High . . . was named All-State in baseball and became the first player in his school’s history to sign a professional contract . . . graduated in 1984 . . . attended Oregon State University . . . hobbies include swimming and fishing . . . single . . . resides in Rialto, California.

Trevor Kirk Wilson

| Year | Club | W-L | ERA | G | GS | CG | SHO | SV | IP | H | R | ER | BB | SO |
|------|---------------|------|------|----|----|----|-----|----|-------|-----|----|----|----|-----|
| 1985 | Everett | 2-4 | 4.23 | 17 | 7 | 0 | 0 | 3 | 55.1 | 67 | 36 | 26 | 26 | 50 |
| 1986 | Clinton | 6-11 | 4.27 | 34 | 21 | 0 | 0 | 2 | 130.2 | 126 | 70 | 62 | 64 | 87 |
| 1987 | Clinton | 10-6 | 2.01 | 26 | 26 | 3 | 2 | 0 | 161.1 | 130 | 60 | 36 | 77 | 146 |
| 1988 | Shreveport | 5-4 | 1.86 | 12 | 11 | 0 | 0 | 0 | 72.2 | 55 | 19 | 15 | 23 | 53 |
| | Phoenix | 2-3 | 5.05 | 11 | 9 | 0 | 0 | 0 | 51.2 | 49 | 35 | 29 | 33 | 49 |
| | San Francisco | 0-2 | 4.09 | 4 | 4 | 0 | 0 | 0 | 22.0 | 25 | 14 | 10 | 8 | 15 |
| M L | Totals | 0-2 | 4.09 | 4 | 4 | 0 | 0 | 0 | 22.0 | 25 | 14 | 10 | 8 | 15 |

| M.L. Batting | AVG. | AB | H | 2B | 3B | HR | RBI |
|--------------|------|----|---|----|----|----|-----|
| — 1988 | .286 | 7 | 2 | 0 | 0 | 0 | 0 |
| — Lifetime | .286 | 7 | 2 | 0 | 0 | 0 | 0 |

Last Home Run: None GW-RBIs: Career Total (0)

1988 & CAREER PITCHING BREAKDOWN

| | W-L | ERA | G | IP | H | ER | | W-L | ERA | G | IP | H | ER |
|-------------|-----|------|---|------|----|----|----------|-----|------|---|------|----|----|
| Season | 0-2 | 4.09 | 4 | 22.0 | 25 | 10 | Vs Atl | 0-0 | 1.42 | 1 | 6.1 | 6 | 1 |
| Candlestick | 0-2 | 5.17 | 3 | 15.2 | 19 | 9 | Cin | — | — | — | — | — | — |
| Road | 0-0 | 1.42 | 1 | 6.1 | 6 | 1 | Hou | 0-0 | 2.70 | 1 | 6.2 | 8 | 2 |
| Day | 0-2 | 5.17 | 3 | 15.2 | 19 | 9 | L A | 0-1 | 6.24 | 1 | 4.1 | 3 | 3 |
| Night | 0-0 | 1.42 | 1 | 6.1 | 6 | 1 | S D | 0-1 | 7.73 | 1 | 4.2 | 8 | 4 |
| Starter | 0-2 | 4.09 | 4 | 22.0 | 25 | 10 | N L WEST | 0-2 | 4.09 | 4 | 22.0 | 25 | 10 |
| Reliever | — | — | — | — | — | — | | | | | | | |
| April | — | — | — | — | — | — | Chi | — | — | — | — | — | — |
| May | — | — | — | — | — | — | Mon | — | — | — | — | — | — |
| June | — | — | — | — | — | — | N Y | — | — | — | — | — | — |
| July | — | — | — | — | — | — | Phi | — | — | — | — | — | — |
| August | — | — | — | — | — | — | Pit | — | — | — | — | — | — |
| Sept-Oct | 0-2 | 4.09 | 4 | 22.0 | 25 | 10 | St. L | — | — | — | — | — | — |
| Before ASB | — | — | — | — | — | — | N L EAST | — | — | — | — | — | — |
| After ASB | 0-2 | 4.09 | 4 | 22.0 | 25 | 10 | | | | | | | |

WILSON'S CAREER TRANSACTIONS

— Selected by San Francisco in 8th round of June, 1985 draft; signed by scout John Shafer.

TREVOR WILSON'S CAREER HIGHS

MOST STRIKEOUTS: 6, September 24, 1988 vs. Los Angeles

MOST INNINGS PITCHED—

STARTER: 6.2, September 10, 1988 vs. Houston

LONGEST LOSING STREAK: 2, September 5 - September 24, 1988

RULES OF INTEREST

PLAYER LIMITS: 40 until Opening Day, when the number must be reduced to 25 until September 1, when it again becomes 40.

QUALIFYING MARKS: To qualify for the batting championship a player must have a minimum of 502 plate appearances. To qualify for earned run average leadership a pitcher must have at least 162 innings pitched.

DETERMINING SLUGGING PERCENTAGE: Divide the total bases of all hits by the total times at bat (at bats do not include walks, sacrifices, hit by pitches, or times awarded first base because of interference or obstruction).

DETERMINING ON BASE PERCENTAGE: Add the total of hits, walks, and hit by pitches and divide by the total of at-bats, walks, hit by pitches, and sacrifice flies.

THE GAME-WINNING RBI: The Game-Winning RBI is defined as "the RBI that gives a club the lead it never relinquishes." There does not have to be a Game-Winning RBI in every game because the winning run can be scored on a wild pitch, error, balk, etc.

CONSECUTIVE-GAME HITTING STREAKS: A consecutive-game hitting streak shall not be terminated if all the player's plate appearances (one or more) result in a base on balls, hit batsman, defensive interference or a sacrifice bunt. The streak shall terminate if the player has a sacrifice fly and no hit.

CONSECUTIVE-GAME PLAYING STREAK: A consecutive-game playing streak shall be extended if the player plays one half-inning on defense, or if he completes a time at bat by reaching base or being put out. A pinch-running appearance only shall not extend the streak. If a player is ejected from a game by an umpire before he can comply with the requirements of this rule, his streak shall continue.

TRADES: Trades can be made without restriction from the first day following the close of the championship season to August 1. From August 1 to the close of the season, Major League waivers are required.

WAIVERS: Waivers must be acquired for an outright assignment of a player to a minor league club. Players claimed on waivers are available in reverse order of standings, at the time waivers expire, if more than 30 days after the start of the season. Otherwise, in reverse order of standings at close of preceding season.

DETERMINING THE MAGIC NUMBER: Determine the number of games yet to be played, add one, then subtract the number of games ahead in the loss column of the standings from the closest opponent.

DETERMINING A "MAJOR LEAGUE YEAR": 172 days constitute a full year in the Major Leagues.

RELIEF PITCHERS' SAVE RULE: A pitcher is credited with a Save when he meets all three of the following conditions: 1) He is the finishing pitcher in a game won by his club, and, 2) he is not the winning pitcher, and, 3) he qualifies under one of the following conditions: a) he enters the game with a lead of no more than three runs and pitches for at least one inning, or, b) he enters the game with the potential tying run either on base, at bat or on deck, or, c) he pitches effectively for at least three innings.

ROOKIE RULE: The Baseball Writers Association of America considers a player a rookie unless during the previous season or seasons he has a) exceeded 130 at-bats or 50 innings pitched in the Major Leagues, or, b) accumulated more than 45 days on the active roster of a Major League club, excluding military service, during the 25-man limit. The 25-player limit is in effect from Opening Day through August 31.

DAY GAME/NIGHT GAME: Any game scheduled to start after 5:00 p.m. will be considered a night game.

MANAGER: Roger Craig (38)

COACHES: Dusty Baker (12), Bill Fahey (42),
Wendell Kim (20), Bob Lillis (5), Norm Sherry (34)

SAN FRANCISCO GIANTS 1989 ROSTER

DIRECTOR OF TRAVEL: Dirk Smith

TRAINERS: Mark Letendre, Greg Lynn

EQUIPMENT MANAGER: Mke Murphy

| NO | PITCHERS (20) | B-T | HT | WT | BORN | BIRTHPLACE | RESIDENCE | 1988 CLUB | W-L | ERA | G | GS | CG | SV | IP | H | BB | SO | ML-S |
|----|-------------------|-----|-----|-----|----------|--------------------|------------------|---------------|-------|-------|----|----|----|----|-------|-----|----|-----|--------|
| 33 | Best, Karl | R-R | 6-4 | 210 | 3- 6-59 | Aberdeen, WA | Kirkland, WA | Portland | 0-2 | 3.21 | 31 | 0 | 0 | 20 | 33.2 | 26 | 12 | 26 | |
| | | | | | | | | Phoenix | 0-1 | 9.00 | 8 | 0 | 0 | 1 | 8.0 | 10 | 5 | 8 | 2-095 |
| 51 | Burkett, John | R-R | 6-2 | 180 | 11-28-64 | New Brighton, PA | Beaver, PA | Phoenix | 5-11 | 5.21 | 21 | 21 | 0 | 0 | 114.0 | 142 | 49 | 74 | |
| | | | | | | | | Shreveport | 5-1 | 2.13 | 7 | 7 | 2 | 0 | 50.2 | 33 | 18 | 34 | 0-030 |
| 31 | Cook, Dennis | L-L | 6-3 | 185 | 10- 4-62 | Lamarque, TX | Dickinson, TX | Phoenix | 11-9 | 3.88 | 26 | 25 | 5 | 0 | 141.1 | 138 | 51 | 110 | |
| | | | | | | | | SAN FRANCISCO | 2-1 | 2.86 | 4 | 4 | 1 | 0 | 22.0 | 9 | 11 | 13 | 0-024 |
| 37 | Downs, Kelly | R-R | 6-4 | 200 | 10-25-60 | Ogden, UT | Centerville, UT | SAN FRANCISCO | 13-9 | 3.32 | 27 | 26 | 6 | 0 | 168.0 | 140 | 47 | 118 | 2-070 |
| 43 | Dravecky, Dave | R-L | 6-1 | 200 | 2-14-56 | Youngstown, OH | Boardman, OH | SAN FRANCISCO | 2-2 | 3.16 | 7 | 7 | 1 | 0 | 37.0 | 33 | 8 | 19 | |
| | | | | | | | | Phoenix | 0-1 | 16.88 | 1 | 1 | 0 | 0 | 2.2 | 11 | 0 | 1 | 6-116 |
| 50 | Garrelts, Scott | R-R | 6-4 | 205 | 10-30-61 | Urbana, IL | Shreveport, LA | SAN FRANCISCO | 5-9 | 3.58 | 65 | 0 | 0 | 13 | 98.0 | 80 | 46 | 86 | 4-142 |
| 14 | Hammaker, Atlee | S-L | 6-2 | 200 | 1-24-58 | Carmel, CA | Foster City, CA | SAN FRANCISCO | 9-9 | 3.73 | 43 | 17 | 3 | 5 | 144.2 | 136 | 41 | 65 | 7-057 |
| 39 | Krukow, Mike | R-R | 6-4 | 205 | 1-21-52 | Long Beach, CA | Pasadena, CA | SAN FRANCISCO | 7-4 | 3.54 | 20 | 20 | 1 | 0 | 124.2 | 111 | 31 | 75 | |
| | | | | | | | | Phoenix | 1-0 | 0.00 | 1 | 1 | 0 | 0 | 5.0 | 0 | 0 | 5 | 11-166 |
| 29 | LaCoss, Mike | R-R | 6-4 | 200 | 5-30-56 | Glendale, CA | Visalia, CA | SAN FRANCISCO | 7-7 | 3.62 | 19 | 19 | 1 | 0 | 114.1 | 99 | 47 | 70 | 10-029 |
| 32 | Lefferts, Craig | L-L | 6-1 | 210 | 9-20-57 | Munich, W. Germany | Escondido, CA | SAN FRANCISCO | 3-8 | 2.92 | 64 | 0 | 0 | 11 | 92.1 | 74 | 23 | 58 | 6-000 |
| 54 | McClellan, Paul | R-R | 6-2 | 180 | 2- 8-66 | San Mateo, CA | Napa, CA | Shreveport | 10-12 | 4.04 | 27 | 27 | 4 | 0 | 167.0 | 146 | 62 | 128 | 0-000 |
| 45 | Muiholland, Terry | R-L | 6-3 | 200 | 3- 9-63 | Uniontown, PA | Phoenix, AZ | Phoenix | 7-3 | 3.58 | 19 | 14 | 3 | 0 | 10.2 | 116 | 44 | 57 | |
| | | | | | | | | SAN FRANCISCO | 2-1 | 3.72 | 9 | 6 | 2 | 0 | 46.0 | 50 | 7 | 18 | 1-024 |
| 47 | Price, Joe | R-L | 6-4 | 215 | 11-29-56 | Inglewood, CA | Poway, CA | SAN FRANCISCO | 1-6 | 3.94 | 38 | 3 | 0 | 4 | 61.2 | 59 | 27 | 49 | 8-034 |
| 48 | Reuschel, Rick | R-R | 6-3 | 240 | 5-16-49 | Quincy, IL | Mt. Prospect, IL | SAN FRANCISCO | 19-11 | 3.12 | 36 | 36 | 7 | 0 | 245.0 | 242 | 42 | 92 | 16-004 |
| 55 | Robertson, Doug | S-R | 6-1 | 185 | 4-15-63 | Upland, CA | Upland, CA | San Jose | 7-5 | 1.26 | 57 | 0 | 0 | 23 | 78.1 | 63 | 30 | 103 | 0-000 |
| 40 | Robinson, Don | R-R | 6-4 | 235 | 6- 8-57 | Ashland, KY | Bradenton, FL | SAN FRANCISCO | 10-5 | 2.45 | 51 | 19 | 3 | 6 | 176.2 | 152 | 49 | 122 | 11-000 |
| 28 | Samuels, Roger | L-L | 6-5 | 210 | 1- 3-61 | San Jose, CA | San Jose, CA | Phoenix | 3-2 | 2.63 | 30 | 0 | 0 | 8 | 48.0 | 34 | 15 | 33 | |
| | | | | | | | | SAN FRANCISCO | 1-2 | 3.47 | 15 | 0 | 0 | 0 | 23.1 | 17 | 7 | 22 | 0-076 |
| 52 | Swan, Russ | L-L | 6-4 | 210 | 1- 3-64 | Fremont, CA | Kennewick, WA | San Jose | 7-0 | 2.23 | 11 | 11 | 2 | 0 | 76.2 | 53 | 26 | 62 | 0-000 |
| 53 | Tate, Stu | R-R | 6-3 | 205 | 6-17-62 | Huntsville, AL | Auburn, AL | Shreveport | 3-2 | 2.03 | 24 | 1 | 0 | 7 | 40.0 | 27 | 18 | 45 | |
| | | | | | | | | Phoenix | 2-4 | 5.89 | 27 | 3 | 0 | 2 | 47.1 | 50 | 30 | 45 | 0-000 |
| 41 | Wilson, Trevor | L-L | 6-0 | 175 | 6- 7-66 | Torrance, CA | Oregon City, OR | Shreveport | 5-4 | 1.86 | 12 | 11 | 0 | 0 | 72.2 | 55 | 23 | 53 | |
| | | | | | | | | Phoenix | 2-3 | 5.05 | 11 | 9 | 0 | 0 | 51.2 | 49 | 33 | 49 | |
| | | | | | | | | SAN FRANCISCO | 0-2 | 4.09 | 4 | 4 | 0 | 0 | 22.0 | 25 | 8 | 15 | 0-028 |

NUMERICAL ROSTER

- Ernest Riles (IF)
- Brett Butler (OF)
- (Retired, Terry)
- (Retired, Ott)
- Bob Lillis (CCH)
- Robby Thompson (IF)
- Kevin Mitchell (OF)
- Will Tejada (C)
- Matt Williams (IF)
- (Retired, Hubbell)
- Dusty Baker (CCH)
- Atlee Hammaker (LHP)
- Terry Kennedy (C)
- Tony Perezchica (IF)
- Kirt Manwaring (C)
- Francisco Melendez (IF)
- Wendell Kim (CCH)
- Candy Maldonado (OF)
- Will Clark (IF)
- Jose Uribe (IF)
- (Retired, Mays)
- Tracy Jones (OF)
- Charlie Hayes (IF)
- (Retired, Marichal)
- Roger Samuels (LHP)
- Mike LaCoss (RHP)
- Donell Nixon (OF)
- Dennis Cook (LHP)
- Craig Lefferts (LHP)
- Karl Best (RHP)

| NO | CATCHERS (4) | B-T | HT | WT | BORN | BIRTHPLACE | RESIDENCE | 1988 CLUB | AVG. | G | AB | R | H | 2B | 3B | HR | RBI | BB | SO | SB | ML-S |
|----|-----------------|-----|------|-----|----------|-------------------|-------------------|---------------|------|----|-----|----|----|----|----|----|-----|----|----|----|-------|
| 15 | Kennedy, Terry | L-R | 6-4 | 230 | 6-4-56 | Euclid, OH | San Diego, CA | BALTIMORE | .228 | 85 | 265 | 20 | 60 | 10 | 0 | 3 | 16 | 15 | 53 | 0 | 9-110 |
| 17 | Manwaring, Kirt | R-R | 5-11 | 185 | 7-15-65 | Elmira, NY | Horsehead, NY | Phoenix | .282 | 81 | 273 | 29 | 77 | 12 | 2 | 2 | 35 | 14 | 32 | 3 | |
| | | | | | | | | SAN FRANCISCO | .250 | 40 | 116 | 12 | 29 | 7 | 0 | 1 | 15 | 2 | 21 | 0 | 0-101 |
| 36 | Pena, Jose | R-R | 6-0 | 190 | 4-24-65 | Bonoa, DR | Brooklyn, NY | Shreveport | .245 | 98 | 314 | 29 | 77 | 19 | 1 | 4 | 36 | 15 | 58 | 2 | 0-000 |
| 8 | Tejada, Will | R-R | 6-0 | 185 | 11-12-62 | Santo Domingo, DR | Santo Domingo, DR | Indianapolis | .233 | 59 | 172 | 16 | 40 | 11 | 1 | 1 | 19 | 7 | 34 | 1 | |
| | | | | | | | | MONTREAL | .267 | 8 | 15 | 1 | 4 | 2 | 0 | 0 | 2 | 0 | 4 | 0 | 0-070 |

| NO | INFIELERS (10) | B-T | HT | WT | BORN | BIRTHPLACE | RESIDENCE | 1988 CLUB | AVG. | G | AB | R | H | 2B | 3B | HR | RBI | BB | SO | SB | ML-S |
|----|---------------------|-----|------|-----|----------|--------------------------|---------------------|---------------|------|-----|-----|-----|-----|----|----|----|-----|-----|-----|----|--------|
| 22 | Clark, Will | L-L | 6-1 | 190 | 3-13-64 | New Orleans, LA | New Orleans, LA | SAN FRANCISCO | .282 | 162 | 575 | 102 | 162 | 31 | 6 | 29 | 109 | 100 | 129 | 9 | 3-000 |
| 26 | Hayes, Charlie | R-R | 6-0 | 190 | 5-29-65 | Hattiesburg, MS | Brooklyn, MS | Phoenix | .307 | 131 | 492 | 71 | 151 | 26 | 4 | 7 | 71 | 34 | 91 | 4 | |
| | | | | | | | | SAN FRANCISCO | .091 | 7 | 11 | 0 | 1 | 0 | 0 | 0 | 0 | 0 | 3 | 0 | 0-027 |
| 18 | Melendez, Francisco | L-L | 6-0 | 185 | 1-25-64 | Rio Pedras, PR | Juana Diaz, PR | Phoenix | .361 | 96 | 368 | 61 | 133 | 26 | 2 | 4 | 58 | 40 | 40 | 5 | |
| | | | | | | | | SAN FRANCISCO | .192 | 23 | 26 | 1 | 5 | 0 | 0 | 0 | 3 | 3 | 2 | 0 | 1-008 |
| 16 | Perezchica, Tony | R-R | 5-11 | 175 | 4-20-66 | Mexicali, Mexico | Palm Springs, CA | Phoenix | .306 | 134 | 517 | 79 | 158 | 18 | 10 | 9 | 64 | 44 | 125 | 10 | |
| | | | | | | | | SAN FRANCISCO | .125 | 7 | 8 | 1 | 1 | 0 | 0 | 0 | 1 | 2 | 1 | 0 | 0-027 |
| 1 | Riles, Ernest | L-R | 6-1 | 180 | 10- 2-60 | Bainbridge, GA | Whigham, GA | MILWAUKEE | .252 | 41 | 127 | 7 | 32 | 6 | 1 | 1 | 9 | 7 | 26 | 2 | |
| | | | | | | | | SAN FRANCISCO | .294 | 79 | 187 | 26 | 55 | 7 | 2 | 3 | 28 | 10 | 33 | 1 | 3-131 |
| 46 | Santana, Andres | S-R | 5-11 | 165 | 3-19-68 | San Pedro de Macoris, DR | San Pedro, DR | Clinton | .280 | 118 | 450 | 77 | 126 | 4 | 1 | 0 | 24 | 42 | 83 | 88 | |
| | | | | | | | | Shreveport | .167 | 11 | 36 | 3 | 6 | 0 | 0 | 0 | 3 | 4 | 9 | 3 | 0-000 |
| 35 | Speier, Chris | R-R | 6-1 | 180 | 6-28-50 | Alameda, CA | Scottsdale, AZ | SAN FRANCISCO | .216 | 82 | 171 | 26 | 37 | 9 | 1 | 3 | 18 | 23 | 39 | 3 | 18-000 |
| 6 | Thompson, Robby | R-R | 5-11 | 170 | 5-10-62 | West Palm Beach, FL | West Palm Beach, FL | SAN FRANCISCO | .264 | 138 | 477 | 66 | 126 | 24 | 6 | 7 | 48 | 40 | 111 | 14 | 3-000 |
| 23 | Uribe, Jose | S-R | 5-10 | 165 | 1-21-60 | San Cristobal, DR | Santo Domingo, DR | SAN FRANCISCO | .252 | 141 | 493 | 47 | 124 | 10 | 7 | 3 | 35 | 36 | 69 | 14 | 4-020 |
| 10 | Williams, Matt | R-R | 6-2 | 205 | 11-28-65 | Bishop, CA | Carson City, NV | Phoenix | .271 | 82 | 306 | 45 | 83 | 19 | 1 | 12 | 51 | 13 | 56 | 6 | |
| | | | | | | | | SAN FRANCISCO | .205 | 52 | 156 | 17 | 32 | 6 | 1 | 8 | 19 | 8 | 41 | 0 | 1-013 |

| NO | OUTFIELDERS (5) | B-T | HT | WT | BORN | BIRTHPLACE | RESIDENCE | 1988 CLUB | AVG. | G | AB | R | H | 2B | 3B | HR | RBI | BB | SO | SB | ML-S |
|----|------------------|-----|------|-----|----------|-----------------|----------------|---------------|------|-----|-----|-----|-----|----|----|----|-----|----|----|----|-------|
| 2 | Butler, Brett | L-L | 5-10 | 160 | 6-15-57 | Los Angeles, CA | Duluth, GA | SAN FRANCISCO | .287 | 157 | 568 | 109 | 163 | 27 | 9 | 6 | 43 | 97 | 64 | 43 | 7-009 |
| 25 | Jones, Tracy | R-R | 6-3 | 220 | 3-31-61 | Hawthorne, CA | Juno Beach, FL | CINCINNATI | .229 | 37 | 83 | 9 | 19 | 1 | 0 | 1 | 9 | 8 | 6 | 9 | |
| | | | | | | | | MONTREAL | .333 | 53 | 141 | 20 | 47 | 5 | 1 | 2 | 15 | 12 | 12 | 9 | 3-000 |
| 21 | Maldonado, Candy | R-R | 6-0 | 195 | 9- 5-60 | Humacao, PR | Arecibo, PR | SAN FRANCISCO | .255 | 142 | 499 | 53 | 127 | 23 | 1 | 12 | 68 | 37 | 89 | 6 | 6-028 |
| 7 | Mitchell, Kevin | R-R | 5-11 | 210 | 1-13-62 | San Diego, CA | San Diego, CA | SAN FRANCISCO | .251 | 148 | 505 | 60 | 127 | 25 | 7 | 19 | 80 | 48 | 85 | 5 | 3-027 |
| 30 | Nixon, Donell | R-R | 6-1 | 185 | 12-31-61 | Evergreen, NC | Evergreen, NC | Calgary | .281 | 40 | 160 | 28 | 45 | 7 | 0 | 3 | 10 | 14 | 20 | 12 | |
| | | | | | | | | SAN FRANCISCO | .346 | 59 | 78 | 15 | 27 | 3 | 0 | 0 | 6 | 10 | 12 | 12 | 2-004 |

34 Norm Sherry (CCH)
 35 Chris Speier (IF)
 36 Jose Pena (C)
 37 Kelly Downs (RHP)
 38 Roger Craig (MGR)
 39 Mike Krukow (RHP)
 40 Don Robinson (RHP)
 41 Trevor Wilson (LHP)
 42 Bill Fahey (CCH)
 43 Dave Dravecky (LHP)
 44 (Retired, McCovey)
 45 Terry Mulholland (LHP)
 46 Andres Santana (IF)
 47 Joe Price (LHP)
 48 Rick Reuschel (RHP)
 50 Scott Garrelts (RHP)
 51 John Burkett (RHP)
 52 Russ Swan (LHP)
 53 Stu Tate (RHP)
 54 Paul McClellan (RHP)
 55 Doug Robertson (RHP)

SAN FRANCISCO GIANTS

1989 NON-ROSTER PLAYERS IN SPRING TRAINING

Coaches: Carlos Alfonso (66), Steve Cline (74), Cot Deal (73), Duane Espy (71), Larry Hardy (67), Jack Hiatt (68), Dave Hilton (72), Gordie MacKenzie (70)


| NO | PITCHERS (6) | B-T | HT | WT | BORN | BIRTHPLACE | RESIDENCE | 1988 CLUB | W-L | ERA | G | GS | CG | SV | IP | H | BB | SO | ML-S |
|----|------------------|-----|------|-----|----------|-------------------|------------------|---------------|-----|------|----|----|----|----|-------|-----|----|----|-------|
| 49 | Brantley, Jeff | R-R | 5-11 | 180 | 9-5-63 | Florence, AL | Clinton, MS | Phoenix | 9-5 | 4.33 | 27 | 19 | 1 | 0 | 122.2 | 130 | 39 | 83 | |
| | | | | | | | | SAN FRANCISCO | 0-1 | 5.66 | 9 | 1 | 0 | 1 | 20.2 | 22 | 6 | 11 | 0-061 |
| 64 | Bystrom, Marty | R-R | 6-5 | 210 | 7-26-58 | Miami, FL | Mohnton, PA | Maine | 5-7 | 4.88 | 14 | 14 | 1 | 0 | 72.0 | 89 | 33 | 43 | |
| | | | | | | | | Phoenix | 3-3 | 6.14 | 11 | 11 | 0 | 0 | 55.2 | 68 | 26 | 40 | 5-031 |
| 56 | Cornstock, Keith | L-L | 6-0 | 175 | 12-23-55 | San Francisco, CA | San Carlos, CA | Las Vegas | 5-4 | 3.14 | 50 | 0 | 0 | 17 | 72.0 | 67 | 31 | 78 | |
| | | | | | | | | SAN DIEGO | 0-0 | 6.75 | 7 | 0 | 0 | 0 | 8.0 | 8 | 3 | 9 | 1-003 |
| 57 | Ferreira, Tony | L-L | 6-2 | 185 | 10-4-62 | Riverside, CA | Riverside, CA | Phoenix | 1-2 | 3.64 | 21 | 0 | 0 | 3 | 29.2 | 24 | 8 | 23 | 0-024 |
| 58 | Remlinger, Mike | L-L | 6-0 | 195 | 3-23-66 | Middletown, NY | Plymouth, MA | Shreveport | 2-1 | 2.86 | 4 | 4 | 1 | 0 | 22.0 | 9 | 11 | 13 | 0-000 |
| 19 | Sorensen, Lary | R-R | 6-2 | 205 | 10-4-55 | Detroit, MI | Chesterfield, MO | Phoenix | 4-2 | 2.76 | 14 | 3 | 1 | 2 | 42.1 | 42 | 12 | 11 | |
| | | | | | | | | SAN FRANCISCO | 0-0 | 4.86 | 12 | 0 | 0 | 2 | 16.2 | 24 | 3 | 9 | 2-070 |

| NO | CATCHERS (2) | B-T | HT | WT | BORN | BIRTHPLACE | RESIDENCE | 1988 CLUB | AVG. | G | AB | R | H | 2B | 3B | HR | RBI | BB | SO | SB | ML-S |
|----|--------------|-----|-----|-----|----------|------------|-----------------|------------|------|-----|-----|----|-----|----|----|----|-----|----|----|----|-------|
| 59 | Kmak, Joe | R-R | 6-0 | 185 | 5-3-63 | Napa, CA | Foster City, CA | Shreveport | .225 | 71 | 178 | 16 | 40 | 5 | 2 | 1 | 14 | 11 | 19 | 0 | 0-000 |
| 60 | Balhe, Bill | R-R | 6-2 | 200 | 10-14-60 | Downey, CA | Tucson, AZ | Iowa | .312 | 106 | 385 | 48 | 120 | 27 | 2 | 8 | 49 | 27 | 49 | 0 | 0-071 |

| NO | INFIELTERS (2) | B-T | HT | WT | BORN | BIRTHPLACE | RESIDENCE | 1988 CLUB | AVG. | G | AB | R | H | 2B | 3B | HR | RBI | BB | SO | SB | ML-S |
|----|----------------|-----|-----|-----|----------|-----------------|-----------------|------------|------|-----|-----|----|-----|----|----|----|-----|----|----|----|-------|
| 63 | Jurak, Ed | R-R | 6-2 | 187 | 10-24-57 | Los Angeles, CA | San Pedro, CA | Tacoma | .295 | 126 | 448 | 63 | 132 | 22 | 2 | 7 | 67 | 62 | 55 | 13 | |
| | | | | | | | | OAKLAND | .000 | 3 | 1 | 1 | 0 | 0 | 0 | 0 | 0 | 0 | 0 | 0 | 3-007 |
| 9 | Laga, Mike | L-L | 6-2 | 210 | 6-14-60 | Ridgewood, NJ | Northampton, MA | ST LOUIS | .130 | 41 | 100 | 5 | 13 | 0 | 0 | 1 | 4 | 2 | 21 | 0 | |
| | | | | | | | | Louisville | .204 | 13 | 49 | 4 | 10 | 2 | 0 | 1 | 5 | 6 | 5 | 0 | 3-022 |

| NO | OUTFIELTERS (2) | B-T | HT | WT | BORN | BIRTHPLACE | RESIDENCE | 1988 CLUB | AVG. | G | AB | R | H | 2B | 3B | HR | RBI | BB | SO | SB | ML-S |
|----|-----------------|-----|------|-----|---------|------------------|--------------------|---------------|------|-----|-----|----|-----|----|----|----|-----|----|----|----|-------|
| 65 | Steels, James | L-L | 5-10 | 180 | 5-30-61 | Jackson, MS | Santa Maria, CA | Oklahoma City | .315 | 37 | 143 | 21 | 45 | 7 | 2 | 0 | 11 | 10 | 31 | 5 | |
| | | | | | | | | TEXAS | .189 | 36 | 53 | 4 | 10 | 1 | 0 | 0 | 5 | 0 | 15 | 2 | 1-064 |
| 61 | Tillman, Rusty | R-R | 6-0 | 190 | 8-29-60 | Jacksonville, FL | Atlantic Beach, FL | Phoenix | .295 | 113 | 421 | 62 | 124 | 25 | 4 | 12 | 71 | 25 | 60 | 7 | |
| | | | | | | | | SAN FRANCISCO | .250 | 4 | 4 | 1 | 1 | 0 | 0 | 1 | 3 | 2 | 1 | 0 | 0-131 |

1988 In Review



FINAL 1988
MAJOR LEAGUE STANDINGS

NATIONAL LEAGUE

| WEST | W | L | PCT. | GB | EAST | W | L | PCT. | GB |
|----------------------|-----------|-----------|-------------|-------------|--------------|-----|----|------|------|
| Los Angeles | 94 | 67 | .584 | — | New York | 100 | 60 | .625 | — |
| Cincinnati | 87 | 74 | .540 | 7.0 | Pittsburgh | 85 | 75 | .531 | 15.0 |
| San Diego | 83 | 78 | .516 | 11.0 | Montreal | 81 | 81 | .500 | 20.0 |
| San Francisco | 83 | 79 | .512 | 11.5 | Chicago | 77 | 85 | .475 | 24.0 |
| Houston | 82 | 80 | .506 | 12.5 | St. Louis | 76 | 86 | .469 | 25.0 |
| Atlanta | 54 | 106 | .338 | 39.5 | Philadelphia | 65 | 96 | .404 | 35.5 |

AMERICAN LEAGUE

| WEST | W | L | PCT. | GB | EAST | W | L | PCT. | GB |
|-------------|-----|----|------|------|-----------|----|-----|------|------|
| Oakland | 104 | 58 | .642 | — | Boston | 89 | 73 | .549 | — |
| Minnesota | 91 | 71 | .562 | 13.0 | Detroit | 88 | 74 | .543 | 1.0 |
| Kansas City | 84 | 77 | .522 | 19.5 | Toronto | 87 | 75 | .537 | 2.0 |
| California | 75 | 87 | .463 | 29.0 | Milwaukee | 87 | 75 | .537 | 2.0 |
| Chicago | 71 | 90 | .441 | 32.5 | New York | 85 | 76 | .528 | 3.5 |
| Texas | 70 | 91 | .435 | 33.5 | Cleveland | 78 | 84 | .481 | 11.0 |
| Seattle | 68 | 93 | .422 | 35.5 | Baltimore | 54 | 107 | .335 | 34.5 |

1988 NATIONAL LEAGUE CLUB BATTING

| CLUB | AVG. | G | AB | R | H | 2B | 3B | HR | RBI | BB | IB | SO | SB | CS |
|----------------------|-------------|------------|-------------|------------|-------------|------------|-----------|------------|------------|------------|-----------|-------------|------------|-----------|
| Chicago | .261 | 163 | 5675 | 660 | 1481 | 262 | 46 | 113 | 612 | 403 | 58 | 910 | 120 | 46 |
| New York | .256 | 160 | 5408 | 703 | 1387 | 251 | 24 | 152 | 659 | 544 | 79 | 842 | 140 | 51 |
| Montreal | .251 | 163 | 5573 | 628 | 1400 | 260 | 48 | 107 | 575 | 454 | 71 | 1053 | 189 | 89 |
| St. Louis | .249 | 162 | 5518 | 578 | 1373 | 207 | 33 | 71 | 536 | 484 | 61 | 827 | 234 | 64 |
| San Francisco | .248 | 162 | 5450 | 670 | 1353 | 227 | 44 | 113 | 629 | 550 | 71 | 1023 | 121 | 78 |
| Los Angeles | .248 | 162 | 5431 | 628 | 1346 | 217 | 25 | 99 | 587 | 437 | 65 | 947 | 131 | 46 |
| San Diego | .247 | 161 | 5366 | 594 | 1325 | 205 | 35 | 94 | 566 | 494 | 59 | 892 | 123 | 50 |
| Pittsburgh | .247 | 160 | 5379 | 651 | 1327 | 240 | 45 | 110 | 619 | 553 | 65 | 947 | 119 | 60 |
| Cincinnati | .246 | 161 | 5426 | 641 | 1334 | 246 | 25 | 122 | 588 | 479 | 60 | 922 | 207 | 56 |
| Houston | .244 | 162 | 5494 | 617 | 1338 | 239 | 31 | 96 | 575 | 474 | 67 | 840 | 198 | 71 |
| Atlanta | .242 | 160 | 5440 | 555 | 1319 | 228 | 28 | 96 | 527 | 432 | 59 | 848 | 95 | 69 |
| Philadelphia | .240 | 162 | 5403 | 597 | 1294 | 246 | 31 | 106 | 567 | 489 | 51 | 981 | 112 | 49 |

1988 NATIONAL LEAGUE CLUB PITCHING

| CLUB | W | L | ERA | G | CG | SHO | SV | IP | H | R | ER | HR | HB | BB | IB | SO |
|----------------------|-----------|-----------|-------------|------------|-----------|-----------|-----------|---------------|-------------|------------|------------|-----------|-----------|------------|-----------|------------|
| New York | 100 | 60 | 2.91 | 160 | 31 | 22 | 46 | 1439.0 | 1253 | 532 | 465 | 78 | 35 | 404 | 33 | 1100 |
| Los Angeles | 94 | 67 | 2.96 | 162 | 32 | 24 | 49 | 1463.1 | 1291 | 544 | 482 | 84 | 22 | 473 | 61 | 1029 |
| Montreal | 81 | 81 | 3.08 | 163 | 18 | 12 | 43 | 1482.2 | 1310 | 592 | 508 | 122 | 36 | 476 | 61 | 923 |
| San Diego | 83 | 78 | 3.28 | 161 | 30 | 9 | 39 | 1449.0 | 1332 | 583 | 528 | 112 | 21 | 439 | 52 | 885 |
| Cincinnati | 87 | 74 | 3.35 | 161 | 24 | 13 | 43 | 1455.0 | 1271 | 596 | 541 | 121 | 27 | 504 | 62 | 934 |
| San Francisco | 83 | 79 | 3.39 | 162 | 25 | 13 | 42 | 1462.1 | 1323 | 626 | 550 | 99 | 30 | 422 | 68 | 875 |
| Houston | 82 | 80 | 3.41 | 162 | 21 | 15 | 40 | 1474.2 | 1339 | 631 | 558 | 123 | 37 | 478 | 73 | 1049 |
| Pittsburgh | 85 | 75 | 3.47 | 160 | 12 | 11 | 46 | 1440.2 | 1349 | 616 | 555 | 108 | 32 | 469 | 47 | 790 |
| St. Louis | 76 | 86 | 3.47 | 162 | 17 | 14 | 42 | 1470.2 | 1387 | 633 | 567 | 91 | 18 | 486 | 90 | 881 |
| Chicago | 77 | 85 | 3.84 | 163 | 30 | 10 | 29 | 1464.1 | 1494 | 694 | 625 | 115 | 31 | 490 | 75 | 897 |
| Atlanta | 54 | 106 | 4.09 | 160 | 14 | 4 | 25 | 1446.0 | 1481 | 741 | 657 | 108 | 43 | 524 | 65 | 810 |
| Philadelphia | 65 | 96 | 4.14 | 162 | 16 | 6 | 36 | 1433.0 | 1447 | 734 | 659 | 118 | 36 | 628 | 79 | 859 |

1988 NATIONAL LEAGUE CLUB FIELDING

| CLUB | PCT. | G | PO | A | E | TC | OP | TP | PB |
|----------------------|-------------|------------|-------------|-------------|------------|-------------|------------|----------|-----------|
| St. Louis | .981 | 162 | 4412 | 1902 | 121 | 6435 | 131 | 1 | 8 |
| New York | .981 | 160 | 4317 | 1630 | 115 | 6062 | 127 | 0 | 12 |
| San Diego | .980 | 161 | 4347 | 1768 | 120 | 6235 | 147 | 0 | 11 |
| Chicago | .980 | 163 | 4393 | 1822 | 125 | 6340 | 128 | 0 | 12 |
| Cincinnati | .980 | 161 | 4365 | 1802 | 125 | 6292 | 131 | 0 | 9 |
| Pittsburgh | .980 | 160 | 4322 | 1805 | 125 | 6252 | 126 | 0 | 8 |
| San Francisco | .979 | 162 | 4387 | 1795 | 129 | 6311 | 145 | 0 | 14 |
| Houston | .978 | 162 | 4424 | 1717 | 138 | 6279 | 124 | 0 | 4 |
| Montreal | .977 | 163 | 4448 | 1816 | 142 | 6406 | 145 | 0 | 10 |
| Los Angeles | .977 | 162 | 4390 | 1747 | 142 | 6279 | 126 | 0 | 4 |
| Philadelphia | .976 | 162 | 4299 | 1654 | 145 | 6096 | 139 | 0 | 15 |
| Atlanta | .975 | 160 | 4338 | 1789 | 151 | 6278 | 138 | 0 | 9 |

1988 OFFICIAL BATTING STATISTICS

| PLAYER | AVG. | G | AB | R | H | 2B | 3B | HR | RBI | GW | SH | SF | HP | BB | IB | SO | SB | CS | GI OP | E |
|---------------|------|-----|------|-----|------|-----|----|-----|-----|----|----|----|----|-----|----|------|-----|----|----------|-----|
| Aldrete | .267 | 139 | 389 | 44 | 104 | 15 | 0 | 3 | 50 | 5 | 1 | 3 | 0 | 56 | 13 | 65 | 6 | 5 | 10 | 4 |
| Brantley | .500 | 9 | 2 | 0 | 1 | 0 | 0 | 0 | 0 | 0 | 0 | 0 | 0 | 0 | 0 | 0 | 0 | 0 | 0 | 0 |
| Brenly | .189 | 73 | 206 | 13 | 39 | 7 | 0 | 5 | 22 | 2 | 2 | 2 | 2 | 20 | 3 | 40 | 1 | 2 | 3 | 6 |
| Butler | .287 | 157 | 568 | 109 | 163 | 27 | 9 | 6 | 43 | 3 | 8 | 2 | 4 | 97 | 4 | 64 | 43 | 20 | 2 | 5 |
| Clark | .282 | 162 | 575 | 102 | 162 | 31 | 6 | 29 | 109 | 13 | 0 | 10 | 4 | 100 | 27 | 129 | 9 | 1 | 9 | 12 |
| Cook | .000 | 4 | 4 | 1 | 0 | 0 | 0 | 0 | 0 | 0 | 1 | 0 | 0 | 3 | 0 | 1 | 0 | 0 | 0 | 0 |
| Davis | .000 | 9 | 2 | 0 | 0 | 0 | 0 | 0 | 0 | 0 | 0 | 0 | 0 | 0 | 0 | 0 | 0 | 0 | 0 | 1 |
| Downs | .167 | 27 | 54 | 7 | 9 | 2 | 1 | 0 | 3 | 0 | 4 | 0 | 0 | 3 | 0 | 17 | 0 | 0 | 1 | 1 |
| Dravecky | .100 | 7 | 10 | 2 | 1 | 0 | 0 | 0 | 0 | 0 | 3 | 0 | 0 | 0 | 0 | 1 | 0 | 0 | 0 | 2 |
| Escobar | .333 | 3 | 3 | 1 | 1 | 0 | 0 | 0 | 0 | 0 | 0 | 0 | 0 | 0 | 0 | 0 | 0 | 0 | 0 | 0 |
| Garner | .154 | 15 | 13 | 0 | 2 | 0 | 0 | 0 | 1 | 1 | 0 | 0 | 0 | 1 | 0 | 3 | 0 | 1 | 0 | 0 |
| Garrelts | .077 | 65 | 13 | 0 | 1 | 0 | 0 | 0 | 0 | 0 | 0 | 0 | 0 | 0 | 0 | 5 | 0 | 0 | 0 | 2 |
| Hammaker | .121 | 43 | 33 | 1 | 4 | 0 | 0 | 0 | 0 | 0 | 4 | 0 | 0 | 2 | 0 | 13 | 0 | 0 | 0 | 0 |
| RIGHT | .100 | — | 30 | — | 3 | 0 | 0 | 0 | 0 | 0 | 4 | 0 | 0 | 2 | 0 | 13 | — | — | 0 | — |
| LEFT | .333 | — | 3 | — | 1 | 0 | 0 | 0 | 0 | 0 | 0 | 0 | 0 | 0 | 0 | 0 | — | — | 0 | — |
| Hayes | .091 | 7 | 11 | 0 | 1 | 0 | 0 | 0 | 0 | 0 | 0 | 0 | 0 | 0 | 0 | 3 | 0 | 0 | 0 | 0 |
| Krukow | .073 | 20 | 41 | 1 | 3 | 1 | 0 | 1 | 2 | 0 | 4 | 0 | 0 | 2 | 0 | 8 | 0 | 0 | 0 | 0 |
| LaCoss | .242 | 19 | 33 | 3 | 8 | 1 | 0 | 0 | 2 | 0 | 4 | 0 | 0 | 2 | 0 | 13 | 0 | 0 | 0 | 0 |
| Lefferts | .000 | 64 | 9 | 0 | 0 | 0 | 0 | 0 | 0 | 0 | 0 | 0 | 0 | 0 | 0 | 7 | 0 | 0 | 0 | 0 |
| Leonard | .256 | 44 | 160 | 12 | 41 | 8 | 1 | 2 | 20 | 2 | 0 | 2 | 0 | 9 | 1 | 24 | 7 | 5 | 5 | 1 |
| Maldonado | .255 | 142 | 499 | 53 | 127 | 23 | 1 | 12 | 68 | 7 | 3 | 6 | 7 | 37 | 1 | 89 | 6 | 5 | 13 | 10 |
| Manwaring | .250 | 40 | 116 | 12 | 29 | 7 | 0 | 1 | 15 | 1 | 1 | 1 | 3 | 2 | 0 | 21 | 0 | 1 | 1 | 4 |
| Melendez | .192 | 23 | 26 | 1 | 5 | 0 | 0 | 0 | 3 | 0 | 0 | 0 | 0 | 3 | 0 | 2 | 0 | 0 | 1 | 0 |
| Melvin | .234 | 92 | 273 | 23 | 64 | 13 | 1 | 8 | 27 | 2 | 1 | 1 | 0 | 13 | 0 | 46 | 0 | 2 | 5 | 7 |
| Mitchell | .251 | 148 | 505 | 60 | 127 | 25 | 7 | 19 | 80 | 14 | 1 | 7 | 5 | 48 | 7 | 85 | 5 | 5 | 9 | 22 |
| Mulholland | .000 | 9 | 14 | 2 | 0 | 0 | 0 | 0 | 0 | 0 | 0 | 0 | 0 | 2 | 0 | 9 | 0 | 0 | 0 | 0 |
| Nixon | .346 | 59 | 78 | 15 | 27 | 3 | 0 | 0 | 6 | 2 | 1 | 0 | 0 | 10 | 0 | 12 | 11 | 8 | 1 | 1 |
| Perezchica | .125 | 7 | 8 | 1 | 1 | 0 | 0 | 0 | 1 | 0 | 0 | 1 | 0 | 2 | 0 | 1 | 0 | 0 | 0 | 0 |
| Price | .000 | 38 | 8 | 0 | 0 | 0 | 0 | 0 | 0 | 0 | 2 | 0 | 0 | 1 | 0 | 4 | 0 | 0 | 0 | 0 |
| Reid | .000 | 2 | 2 | 0 | 0 | 0 | 0 | 0 | 0 | 0 | 0 | 0 | 0 | 0 | 0 | 1 | 0 | 0 | 0 | 0 |
| Reuschel | .110 | 36 | 73 | 4 | 8 | 1 | 0 | 0 | 3 | 0 | 19 | 0 | 0 | 2 | 0 | 25 | 0 | 1 | 1 | 0 |
| Riles (TOT) | .269 | 126 | 324 | 33 | 87 | 13 | 3 | 4 | 27 | 5 | 1 | 4 | 0 | 17 | 2 | 59 | 3 | 4 | 8 | 7 |
| Riles (SF) | .294 | 79 | 187 | 26 | 55 | 7 | 2 | 3 | 28 | 4 | 0 | 4 | 0 | 10 | 2 | 33 | 1 | 2 | 5 | 3 |
| Robinson | .173 | 52 | 52 | 2 | 9 | 2 | 0 | 1 | 4 | 0 | 2 | 0 | 0 | 2 | 0 | 12 | 0 | 0 | 1 | 3 |
| Samuels | .000 | 15 | 3 | 0 | 0 | 0 | 0 | 0 | 0 | 0 | 0 | 0 | 0 | 0 | 0 | 2 | 0 | 0 | 0 | 0 |
| Sorensen | .000 | 12 | 1 | 0 | 0 | 0 | 0 | 0 | 0 | 0 | 1 | 0 | 0 | 0 | 0 | 0 | 0 | 0 | 0 | 0 |
| Spilman | .175 | 40 | 40 | 4 | 7 | 1 | 1 | 1 | 3 | 1 | 0 | 0 | 0 | 4 | 1 | 6 | 0 | 0 | 0 | 1 |
| Speier | .216 | 82 | 171 | 26 | 37 | 9 | 1 | 3 | 18 | 1 | 5 | 1 | 1 | 23 | 2 | 39 | 3 | 3 | 7 | 3 |
| Thompson | .264 | 138 | 477 | 66 | 126 | 24 | 6 | 7 | 48 | 5 | 14 | 5 | 4 | 40 | 0 | 111 | 14 | 5 | 7 | 14 |
| Tillman | .250 | 4 | 4 | 1 | 1 | 0 | 0 | 1 | 3 | 0 | 0 | 0 | 0 | 2 | 0 | 1 | 0 | 0 | 0 | 0 |
| Uribe | .252 | 141 | 493 | 47 | 124 | 10 | 7 | 3 | 35 | 10 | 4 | 2 | 0 | 36 | 10 | 69 | 14 | 10 | 3 | 19 |
| RIGHT | .303 | — | 152 | — | 46 | 6 | 1 | 2 | 14 | 5 | 1 | 0 | 0 | 11 | 2 | 10 | — | — | 2 | — |
| LEFT | .229 | — | 341 | — | 78 | 4 | 6 | 1 | 21 | 5 | 3 | 2 | 0 | 25 | 8 | 59 | — | — | 1 | — |
| Wasinger | .000 | 3 | 2 | 1 | 0 | 0 | 0 | 0 | 0 | 0 | 0 | 0 | 0 | 0 | 0 | 0 | 0 | 0 | 0 | 0 |
| Williams | .205 | 52 | 156 | 17 | 32 | 6 | 1 | 8 | 19 | 3 | 3 | 1 | 2 | 8 | 0 | 41 | 0 | 1 | 7 | 7 |
| Wilson | .286 | 4 | 7 | 1 | 2 | 0 | 0 | 0 | 0 | 0 | 1 | 0 | 0 | 0 | 0 | 2 | 0 | 0 | 0 | 0 |
| Youngblood | .252 | 83 | 123 | 12 | 31 | 4 | 0 | 0 | 16 | 2 | 2 | 3 | 1 | 10 | 0 | 17 | 1 | 1 | 5 | 1 |
| PITCHERS | .128 | 433 | 359 | 24 | 46 | 7 | 1 | 2 | 14 | 0 | 45 | 0 | 0 | 19 | 0 | 119 | 0 | 1 | 3 | 9 |
| SAN FRANCISCO | .248 | 162 | 5450 | 670 | 1353 | 227 | 44 | 113 | 629 | 78 | 91 | 51 | 33 | 550 | 71 | 1023 | 121 | 78 | 96 | 129 |
| OPPONENTS | .242 | 162 | 5459 | 626 | 1323 | 227 | 32 | 99 | 586 | 73 | 82 | 53 | 30 | 422 | 68 | 875 | 119 | 44 | 124 | 148 |

PINCH-HITTING AVG. (ab-h-rbi): Aldrete .379 (29-11-6); Brenly .000 (5-0-1); Butler .000 (2-0-0); Clark .000 (5-0-0); Escobar .000 (1-0-0); Garner .154 (13-2-1); Hayes .000 (2-0-0); Leonard .000 (3-0-0); Maldonado .000 (5-0-1); Melendez .250 (16-4-2); Melvin .250 (4-1-0); Mitchell .200 (10-2-0); Nixon .200 (5-1-0); Reid .000 (2-0-0); Riles .240 (25-6-5); Speier .100 (10-1-1); Spilman .133 (30-8-3); Thompson .200 (5-1-0); Tillman .000 (3-0-0); Williams .000 (2-0-0); Youngblood .306 (49-15-6); D. Robinson .000 (1-0-0); **GIANTS TOTALS .211 (227-48-26);** OPPONENTS TOTALS .186 (237-44-24).

PINCH-HIT HOME RUNS (2): Spilman (July vs. Atlanta, second game); Riles (August 22 vs. Montreal); OPPONENTS 3.

TOP TEN HOME RUN SEASONS AT CANDLESTICK PARK

| No. | Player | Year | No. | Player | Year |
|-----|----------------|------|-----|----------------|------|
| 28 | Willie Mays | 1962 | 23 | Bobby Bonds | 1969 |
| 26 | Willie McCovey | 1963 | 22 | Will Clark | 1987 |
| 25 | Willie Mays | 1964 | | Willie McCovey | 1965 |
| 24 | Orlando Cepeda | 1961 | | Willie McCovey | 1966 |
| | Willie Mays | 1965 | | Willie McCovey | 1969 |

1988 OFFICIAL PITCHING STATISTICS

| PITCHER | W | L | ERA | G | GS | CG | SHO | SV | IP | H | R | ER | HR | HB | BB | IB | SO | WP | BK |
|---------------|----|----|------|-----|-----|----|-----|----|--------|------|-----|-----|-----|----|-----|----|------|----|----|
| Bockus | 1 | 1 | 4.78 | 20 | 0 | 0 | 0 | 0 | 32.0 | 35 | 19 | 17 | 2 | 1 | 13 | 2 | 18 | 2 | 0 |
| Brantley | 0 | 1 | 5.66 | 9 | 1 | 0 | 0 | 1 | 20.2 | 22 | 13 | 13 | 2 | 1 | 6 | 1 | 11 | 0 | 1 |
| Cook | 2 | 1 | 2.86 | 4 | 4 | 1 | 1 | 0 | 22.0 | 9 | 8 | 7 | 1 | 0 | 11 | 1 | 13 | 1 | 0 |
| Davis | 1 | 1 | 4.67 | 9 | 0 | 0 | 0 | 0 | 17.1 | 15 | 10 | 9 | 4 | 1 | 6 | 0 | 15 | 0 | 0 |
| Downs | 13 | 9 | 3.32 | 27 | 26 | 6 | 3 | 0 | 168.0 | 140 | 67 | 62 | 11 | 3 | 47 | 8 | 118 | 7 | 4 |
| Dravecky | 2 | 2 | 3.16 | 7 | 7 | 1 | 0 | 0 | 37.0 | 33 | 19 | 13 | 4 | 0 | 8 | 0 | 19 | 0 | 2 |
| Garrelts | 5 | 9 | 3.58 | 65 | 0 | 0 | 0 | 13 | 98.0 | 80 | 42 | 39 | 3 | 2 | 46 | 10 | 86 | 6 | 4 |
| Hammaker | 9 | 9 | 3.73 | 43 | 17 | 3 | 1 | 5 | 144.2 | 136 | 68 | 60 | 11 | 3 | 41 | 9 | 65 | 1 | 2 |
| Krukow | 7 | 4 | 3.54 | 20 | 20 | 1 | 0 | 0 | 124.2 | 111 | 51 | 49 | 13 | 5 | 31 | 3 | 75 | 5 | 1 |
| LaCoss | 7 | 7 | 3.62 | 19 | 19 | 1 | 1 | 0 | 114.1 | 99 | 55 | 46 | 5 | 1 | 47 | 3 | 70 | 6 | 2 |
| Lefferts | 3 | 8 | 2.92 | 64 | 0 | 0 | 0 | 11 | 92.1 | 74 | 33 | 30 | 7 | 1 | 23 | 5 | 58 | 4 | 0 |
| Mulholland | 2 | 1 | 3.72 | 9 | 6 | 2 | 1 | 0 | 46.0 | 50 | 20 | 19 | 3 | 1 | 7 | 0 | 18 | 1 | 0 |
| Price | 1 | 6 | 3.94 | 38 | 3 | 0 | 0 | 4 | 61.2 | 59 | 33 | 27 | 5 | 1 | 27 | 6 | 49 | 1 | 3 |
| Reuschel | 19 | 11 | 3.12 | 36 | 36 | 7 | 2 | 0 | 245.0 | 242 | 88 | 85 | 11 | 6 | 42 | 8 | 92 | 4 | 0 |
| Robinson | 10 | 5 | 2.45 | 51 | 19 | 3 | 2 | 6 | 176.2 | 152 | 63 | 48 | 11 | 3 | 49 | 12 | 122 | 4 | 2 |
| Samuels | 1 | 2 | 3.47 | 15 | 0 | 0 | 0 | 0 | 23.1 | 17 | 10 | 9 | 4 | 1 | 7 | 0 | 22 | 2 | 0 |
| Sorensen | 0 | 0 | 4.86 | 12 | 0 | 0 | 0 | 2 | 16.2 | 24 | 13 | 9 | 1 | 0 | 3 | 0 | 9 | 0 | 0 |
| Wilson | 0 | 2 | 4.09 | 4 | 4 | 0 | 0 | 0 | 22.0 | 25 | 14 | 10 | 1 | 0 | 8 | 0 | 15 | 0 | 1 |
| SAN FRANCISCO | 83 | 79 | 3.39 | 162 | 162 | 25 | 13 | 42 | 1462.1 | 1323 | 626 | 550 | 99 | 30 | 422 | 68 | 875 | 44 | 22 |
| OPPONENTS | 79 | 83 | 3.74 | 162 | 162 | 16 | 14 | 42 | 1459.1 | 1353 | 670 | 607 | 113 | 33 | 550 | 71 | 1023 | 60 | 33 |

COMBINED SHUTOUTS (2): Downs, Hammaker and Lefferts, May 3 vs St. Louis; Reuschel, Lefferts and Garrelts, July 6 vs Chicago

1988 GIANTS INDIVIDUAL FIELDING

| CATCHERS (4) | PCT. | G | GS | PO | A | E | TC | DP | CS-SB | (%) | PB |
|--------------|-------|----|----|-----|----|---|-----|----|-------|-----|----|
| Brenly | .984 | 69 | 55 | 334 | 27 | 6 | 367 | 2 | 12-45 | 21% | 10 |
| Manwaring | .979 | 40 | 33 | 162 | 24 | 4 | 190 | 2 | 9-28 | 24% | 4 |
| Melvin | .984 | 89 | 74 | 403 | 31 | 7 | 441 | 4 | 17-45 | 27% | 5 |
| Spilman | 1.000 | 2 | 0 | 1 | 1 | 0 | 2 | 0 | 0-0 | — | 0 |

| FIRST BASEMEN (5) | PCT. | G | GS | PO | A | E | TC | DP |
|-------------------|-------|------|------|-------|-----|----|-------|------|
| Aldrete | 1.000 | 10 | 4 | 61 | 3 | 0 | 64 | 2 |
| Clark | .993 | 158* | 157* | 1492* | 104 | 12 | 1608* | 126* |
| Melendez | 1.000 | 6 | 1 | 27 | 0 | 0 | 27 | 2 |
| Melvin | 1.000 | 1 | 0 | 3 | 0 | 0 | 3 | 0 |
| Spilman | 1.000 | 6 | 0 | 18 | 1 | 0 | 19 | 3 |

| SECOND BASEMEN (5) | PCT. | G | GS | PO | A | E | TC | DP |
|--------------------|-------|-----|-----|-----|-----|----|-----|----|
| Perezchica | 1.000 | 6 | 2 | 5 | 5 | 0 | 10 | 0 |
| Riles | 1.000 | 17 | 11 | 21 | 33 | 0 | 54 | 6 |
| Speier | .985 | 45 | 22 | 46 | 87 | 2 | 135 | 18 |
| Thompson | .978 | 134 | 127 | 255 | 365 | 14 | 634 | 88 |
| Wasinger | — | 1 | 0 | 0 | 0 | 0 | 0 | 0 |

| THIRD BASEMEN (8) | PCT. | G | GS | PO | A | E | TC | DP |
|-------------------|-------|-----|----|----|-----|----|-----|----|
| Escobar | 1.000 | 1 | 0 | 1 | 1 | 0 | 2 | 0 |
| Garner | — | 2 | 0 | 0 | 0 | 0 | 0 | 0 |
| Hayes | — | 3 | 0 | 0 | 0 | 0 | 0 | 0 |
| Mitchell | .943 | 102 | 97 | 61 | 203 | 16 | 280 | 18 |
| Riles | .975 | 30 | 24 | 15 | 63 | 2 | 80 | 4 |
| Speier | 1.000 | 22 | 8 | 9 | 26 | 0 | 35 | 1 |
| Wasinger | — | 1 | 0 | 0 | 0 | 0 | 0 | 0 |
| Williams | .967 | 43 | 33 | 35 | 83 | 4 | 122 | 5 |

| SHORTSTOPS (5) | PCT. | G | GS | PO | A | E | TC | DP |
|----------------|-------|-----|-----|-----|-----|----|-----|----|
| Escobar | 1.000 | 1 | 0 | 1 | 0 | 0 | 1 | 0 |
| Riles | .979 | 16 | 6 | 10 | 37 | 1 | 48 | 7 |
| Speier | .978 | 12 | 6 | 15 | 29 | 1 | 45 | 7 |
| Uribe | .970 | 140 | 140 | 212 | 404 | 19 | 635 | 77 |
| Williams | .927 | 14 | 10 | 13 | 25 | 3 | 41 | 4 |

| OUTFIELDERS (11) | PCT. | G | GS | PO | A | E | TC | DP |
|------------------|-------|-----|-----|-----|---|----|-----|----|
| Aldrete | .982 | 115 | 93 | 211 | 5 | 4 | 220 | 1 |
| Butler | .988 | 155 | 149 | 395 | 3 | 5 | 403 | 1 |
| Hayes | 1.000 | 4 | 2 | 5 | 0 | 0 | 5 | 0 |
| Leonard | .987 | 43 | 40 | 74 | 0 | 1 | 75 | 0 |
| Maldonado | .962 | 139 | 128 | 251 | 5 | 10 | 266 | 1 |
| Melendez | — | 1 | 0 | 0 | 0 | 0 | 0 | 0 |
| Mitchell | .908 | 40 | 38 | 57 | 2 | 6 | 65 | 0 |
| Nixon | .983 | 46 | 17 | 59 | 0 | 1 | 60 | 0 |
| Spilman | .500 | 1 | 1 | 0 | 1 | 1 | 2 | 0 |
| Tillman | 1.000 | 1 | 0 | 1 | 0 | 0 | 1 | 0 |
| Youngblood | .980 | 45 | 18 | 48 | 0 | 1 | 49 | 0 |

| PITCHERS (18) | PCT. | G | GS | PO | A | E | TC | DP |
|---------------|-------|----|----|----|----|---|----|----|
| Bockus | 1.000 | 20 | 0 | 2 | 7 | 0 | 9 | 0 |
| Brantley | 1.000 | 9 | 1 | 0 | 7 | 0 | 7 | 0 |
| Cook | 1.000 | 4 | 4 | 0 | 1 | 0 | 1 | 0 |
| Davis | .833 | 9 | 0 | 1 | 4 | 1 | 6 | 0 |
| Downs | .974 | 27 | 26 | 15 | 22 | 1 | 38 | 2 |
| Dravecky | .800 | 7 | 7 | 0 | 8 | 2 | 10 | 0 |
| Garrelts | .895 | 65 | 0 | 5 | 12 | 2 | 19 | 0 |
| Hammaker | 1.000 | 43 | 17 | 7 | 33 | 0 | 40 | 3 |
| Krukow | 1.000 | 20 | 20 | 8 | 18 | 0 | 26 | 0 |
| LaCoss | 1.000 | 19 | 19 | 10 | 32 | 0 | 42 | 1 |
| Lefferts | 1.000 | 64 | 0 | 2 | 11 | 0 | 13 | 0 |
| Mulholland | 1.000 | 9 | 6 | 7 | 7 | 0 | 14 | 0 |
| Price | 1.000 | 38 | 3 | 3 | 8 | 0 | 11 | 0 |
| Reuschel | 1.000 | 36 | 36 | 12 | 32 | 0 | 44 | 2 |
| Robinson | .912 | 51 | 19 | 12 | 19 | 3 | 34 | 1 |
| Samuels | 1.000 | 15 | 0 | 1 | 4 | 0 | 5 | 0 |
| Sorensen | 1.000 | 12 | 0 | 0 | 2 | 0 | 2 | 0 |
| Wilson | 1.000 | 4 | 4 | 1 | 1 | 0 | 2 | 0 |

Kevin Mitchell



1988 SAN FRANCISCO GIANTS

TEAM HIGHLIGHTS

THE RECORD San Francisco ended the 1988 campaign in fourth place in the West, 11.5 games out, with an 83-79 record . . . the Giants finished with the same record in 1986 . . . SF was 46-39 at the All-Star break, 45-36 at home and 38-43 on the road . . .

ROGER CRAIG has posted winning seasons in all three of his full campaigns as the Giants skipper, marking the first time in 17 years the Giants have won more than they have lost in three straight seasons . . . since taking over on Sept. 18, 1985, Roger has managed the club to a 262-242 record . . . that's a winning percentage of .520, the highest by a SF skipper since Clyde King's .534 mark in 1969-70 . . . ran his managerial record on Opening Day to a perfect 5-0 with a 5-1 win @ Los Angeles, April 4 . . . has served as an NL coach in the last two All-Star games . . .

FIRING BLANKS for only the second time in San Francisco history, the Giants staff posted three consecutive shutouts July 5-8, and had a 30-inning scoreless streak during that stretch . . . Terry Mulholland blanked Chicago 9-0 July 5 . . . Rick Reuschel, Craig Lefferts and Scott Garrelts combined on a 2-0 whitewash of the Cubs July 6 . . . then, following an off day, Mike LaCoss fired a 1-0 shutout vs. St. Louis July 8 . . . it was the first time the Giants had three straight shutouts since May 11-13, 1960 . . .

21-RUN SALUTE SF's staff had its shutout streak ended on July 9 vs. St. Louis, but the bats didn't stop . . . the Giants set a new San Francisco record for runs in a game with a 21-2 rout of the Cardinals, their largest offensive output since a 21-4 romp vs. Pittsburgh May 25, 1954 . . . they also set a new SF record for margin of victory (19), two short of the franchise mark . . .

10,000th HOME RUN the Giants hit five home runs in that 21-2 win July 9, including the franchise's **10,000th HR** . . . Ernest Riles connected for the historic HR off the Cards' Steve Peters in the 7th inning . . . the Giants are the only National League franchise to reach the 10,000 mark in HRs; only the Yankees have hit more . . .

COMPLETE GAMES the staff posted 25 complete games in 1988, the most by a Giants staff since 1980 (27) . . . Kelly Downs, Don Robinson and Atlee Hammaker threw consecutive complete games Aug. 9-11, for the first time since 1978 . . .

HOMERS the Giants hit 113 HRs in 1988, a decrease of 92 roundtrippers from their 1987 SF record of 205 . . . SF slumped through a 12-game streak in which it failed to hit a home run from Aug. 26-Sept. 7, a span of 119 innings . . .

ATTENDANCE the Giants finished the 1988 home season with the third largest single-season home attendance mark in Giants franchise history, with 1,786,482 fans . . . only 1987, with 1,917,863 customers and 1960, when the Giants drew 1,795,356 in Candlestick's first season, outdrew 1988 . . .

DEFENSE the 1988 SF club tied a franchise record for fewest errors in a season with 129, tying the 1987 mark . . . the Giants finished seventh in the NL with a .979 fielding percentage and were second with 145 double plays . . .

ALL-STAR for the third time in 17 years, the Giants had three players named to the All-Star team . . . **1B Will Clark** became the first Giant in 15 years, since SS Chris Speier in 1973, to be elected to a starting position in an All-Star Game . . . **2B Robby Thompson** and **RHP Rick Reuschel** were also named to the team, but did not attend . . . Roger Craig made his second consecutive appearance as an NL coach . . .

TRANSACTIONS San Francisco made 79 different player transactions during the 1988 season, including 26 during the month of August . . . equipment man Mike Murphy suited up 43 different players, including 18 pitchers, three catchers, 13 infielders and nine outfielders . . . over the last three seasons, SF has averaged 75 player moves a year (79 in 1988, 84 in 1987 and 61 in 1986) . . .

DISABLED LIST the Giants were once again among the DL leaders, using the list 12 times during the 1988 season, including eight times with a pitcher . . . disabled players included: Kelly Downs, Dave Dravecky (twice), Mike Krukow, Mike

LaCoss, Terry Mulholland, Joe Price (twice), Jeffrey Leonard, Francisco Melendez, Phil Garner, and Jose Uribe . . . over the last three years, the Giants have used the DL 35 times . . .

M*A*S*H UNIT Seven different Giants underwent surgery as a result of injuries suffered during the 1988 season . . . they include: Phil Garner (disc in lower back, April 19), Dave Dravecky (left shoulder, June 11 and removal of cancerous tumor in left arm, Oct. 7), Mike LaCoss (right elbow, July 21), Mike Krukow (right shoulder, Sept. 13), Kevin Mitchell (right knee, Oct. 4), Bob Melvin (left knee, Oct. 4) and Joe Price (left shoulder, Oct. 4) . . .

STARTING HURLERS due to injuries, the Giants started 12 different pitchers during the 1988 season . . . Rick Reuschel was the only starter who did not miss a turn from the Opening Day rotation of Dave Dravecky, Kelly Downs, Mike Krukow, Mike LaCoss and Reuschel . . . other starters in 1988 were: Joe Price, Atlee Hammaker, Don Robinson, Terry Mulholland, Trevor Wilson, Jeff Brantley, and Dennis Cook . . .

GEORGIA SWEEP the Giants swept a three-game series from the Braves @ Atlanta June 27-29, marking the first SF sweep in Atlanta since April, 1971 . . .

1988 WON-LOST BREAKDOWN

| | HOME | ROAD | TOTAL |
|-----------------------|-------|-------|-------|
| Season | 45-36 | 38-43 | 83-79 |
| Day Games | 24-15 | 15-13 | 39-28 |
| Night Games | 21-21 | 23-30 | 44-51 |
| Grass Fields | 45-36 | 21-18 | 66-54 |
| Artificial Turf | 0-0 | 17-25 | 17-25 |
| Versus RH Starters | 29-20 | 29-31 | 58-51 |
| Versus LH Starters | 16-16 | 9-12 | 25-28 |
| One-Run Decisions | 16-11 | 9-15 | 25-26 |
| Extra-Innings | 3-6 | 3-6 | 6-12 |
| Shutouts | 8-6 | 5-8 | 13-14 |
| April | 6-8 | 5-4 | 11-12 |
| May | 8-5 | 6-9 | 14-14 |
| June | 6-6 | 8-5 | 14-11 |
| July | 13-4 | 4-7 | 17-11 |
| August | 7-5 | 7-10 | 14-15 |
| September | 5-8 | 7-7 | 12-15 |
| October | — | 1-1 | 1-1 |
| Before All-Star Break | 27-21 | 19-18 | 46-39 |
| After All-Star Break | 18-15 | 19-25 | 37-40 |
| Vs. N.L. WEST | 22-23 | 25-20 | 47-43 |
| Atlanta | 7-2 | 6-3 | 13-5 |
| Cincinnati | 4-5 | 3-6 | 7-11 |
| Houston | 4-5 | 7-2 | 11-7 |
| Los Angeles | 3-6 | 3-6 | 6-12 |
| San Diego | 4-5 | 6-3 | 10-8 |
| Vs. N.L. EAST | 23-13 | 13-23 | 36-36 |
| Chicago | 4-2 | 3-3 | 7-5 |
| Montreal | 3-3 | 2-4 | 5-7 |
| New York | 5-1 | 3-3 | 8-4 |
| Philadelphia | 4-2 | 1-5 | 5-7 |
| Pittsburgh | 3-3 | 1-5 | 4-8 |
| St. Louis | 4-2 | 3-3 | 7-5 |

GIANTS RECORD WHEN THEY:

| | W-L | | W-L |
|-------------------|-------|------------------------------|-------|
| Scored First | 51-25 | Scored Four or More Runs | 62-20 |
| Led After Seven | 72-3 | Scored Less Than Four Runs | 21-58 |
| Trail After Seven | 4-57 | Out-Hit Opponents | 62-15 |
| Tied After Seven | 7-19 | Out-Hit by Opponents | 16-56 |
| Led After Eight | 74-1 | Games Decided in Last At-Bat | 11-23 |
| Trail After Eight | 1-60 | Come-From-Behind Wins | 36 |
| Tied After Eight | 8-18 | Different Lineups Used | 111 |

SAN FRANCISCO GIANTS HIGHS AND LOWS—1988

CLUB

LONGEST WINNING STREAK: 6, (3 times) last: September 12-18
LONGEST LOSING STREAK: 6, September 2-7
MOST RUNS, GAME, GIANTS: 21, July 9 vs. St. Louis
MOST RUNS, GAME, OPPONENTS: 13, (4 times) last: August 16 vs. New York
MOST RUNS, INNING, GIANTS: 7, July 9 vs. St. Louis (7th)
MOST RUNS, INNING, OPPONENTS: 9, August 16 vs. New York (1st)
MOST HITS, GAME, GIANTS: 20, (twice) last: August 14 @ Los Angeles
MOST HITS, GAME, OPPONENTS: 18, (3 times) last: August 2 vs. Houston
MOST HITS, INNING, GIANTS: 6, (4 times) last: July 20 @ Chicago (8th)
MOST HITS, INNING, OPPONENTS: 8, August 16 vs. New York (1st)
MOST HOME RUNS, GAME, GIANTS: 5, July 9 vs. St. Louis
MOST HOME RUNS, GAME, OPPONENTS: 3, (5 times) last: September 11
vs. Houston
MOST STOLEN BASES, GAME, GIANTS: 4, (5 times) last: September 20 @ Atlanta
MOST STOLEN BASES, GAME, OPPONENTS: 7, April 18 @ Cincinnati (12 innings)
MOST DOUBLE PLAYS, GAME, GIANTS: 3, (8 times) last: September 27
vs. Los Angeles
MOST DOUBLE PLAYS, GAME, OPPONENTS: 5, August 23 vs. Montreal
(13 innings)
MOST ERRORS, GAME, GIANTS: 5, September 6 vs. San Diego
MOST ERRORS, GAME, OPPONENTS: 6, May 9 @ Pittsburgh
LONGEST GAME, INNINGS: 16, May 11 @ St. Louis; won 5-4
LONGEST GAME, TIME: 4:48 (16 innings), May 11 @ St. Louis
LONGEST, 9-INNING GAME: 3:49, May 12 @ St. Louis
QUICKEST GAME: 1:55, August 27 @ New York
LARGEST CROWD, HOME: 54,543, April 7 vs. San Diego
SMALLEST CROWD, HOME: 4,910, September 7 vs. Atlanta
LARGEST CROWD, ROAD: 49,306, August 15 @ Los Angeles
SMALLEST CROWD, ROAD: 2,351, September 19 @ Atlanta

INDIVIDUAL BATTING

LONGEST HITTING STREAK: 16, Will Clark, September 13-30
MOST HITS, GAME: 5, Chris Speier, July 9 vs. St. Louis
MOST RUNS, GAME: 4, (5 times) last: Joel Youngblood, August 7 @ Atlanta
MOST DOUBLES, GAME: 3, Brett Butler, September 8 vs. Atlanta
MOST TRIPLES, GAME: 1, (44 times) last: Jose Uribe (September 27
vs. Cincinnati)
MOST HOME RUNS, GAME: 2: Matt Williams, September 24 vs. Los Angeles
& Bob Brenly, May 8 @ Chicago
MOST RBIs, GAME: 7, Will Clark, June 22 vs. San Diego
MOST STOLEN BASES, GAME: 3, Brett Butler; August 31 @ Philadelphia
& June 4 vs. Houston
GRAND SLAMS: (twice): Matt Williams, June 4 vs. Houston; Chris Speier, May 20
vs. Montreal

INDIVIDUAL PITCHING

MOST Ks, GAME, GIANTS: 12, August 20 vs. Philadelphia

MOST Ks, GAME, GIANTS PITCHER: 10, Don Robinson, August 20 vs. Philadelphia

MOST Ks, GAME, OPPONENTS: 14, May 2 vs. St. Louis

MOST Ks, GAME, OPPOSING PITCHER: 12, David Cone, August 17 vs. New York

FEWEST HITS ALLOWED, GIANTS: 1, Don Robinson, August 10 @ Houston

FEWEST HITS ALLOWED, OPPOSING PITCHER: 2, (twice) last: Floyd Youmans
May 21 vs. Montreal

MOST WALKS, GAME, GIANTS: 8, September 7 vs. Atlanta

MOST WALKS, GAME, OPPONENTS: 10, August 31 @ Philadelphia (11 innings)

MOST INNINGS, GAME, STARTER: 9, (22 times) last: Don Robinson,
October 2 @ Los Angeles

MOST INNINGS, GAME, RELIEVER: 5.0, Scott Garrelts, August 23 vs. Montreal
(13 innings)

LONGEST WINNING STREAK: 5, Rick Reuschel (May 26-June 15)

LONGEST LOSING STREAK: 5, Craig Lefferts (April 28-June 14)

MOST CONSECUTIVE SCORELESS INNINGS: 14.2, Don Robinson (September
27-October 2)

A SAN FRANCISCO GIANT LAST ACHIEVED

A NO-HITTER: September 29, 1976; John Montefusco at Atlanta; 9-0.

A NO-HITTER AT CANDLESTICK: August 24, 1975; Ed Halicki vs. New York; 6-0.

A ONE-HITTER: August 10, 1988; Don Robinson at Houston; 5-0.

A TWO-HITTER: August 17, 1988; Rick Reuschel vs. New York, 4-0.

10 OR MORE STRIKEOUTS IN A GAME: August 20, 1988; Don Robinson (10)
vs. Philadelphia.

AN INSIDE-THE-PARK HOME RUN: August 29, 1984; Bob Brenly at Montreal.

TWO HOME RUNS IN A GAME: September 24, 1988; Matt Williams vs. Los
Angeles.

THREE HOME RUNS IN A GAME: June 15, 1983; Darrell Evans vs. Houston.

A GRAND SLAM: June 4, 1988; Matt Williams vs. Houston.

A HOME RUN BY A PITCHER: September 18, 1988; Don Robinson at Houston.

TWO HOME RUNS IN A GAME BY A PITCHER: May 12, 1985; Jim Gott vs. St.
Louis (Bob Forsch).

BACK-TO-BACK HOME RUNS: August 11, 1988; Will Clark and Kevin Mitchell at
Houston (Nolan Ryan).

THREE CONSECUTIVE HOME RUNS: July 11, 1982; Reggie Smith, Milt May
and Champ Summers at Montreal (Scott Sanderson, second inning).

FIVE HITS IN A GAME: July 9, 1988; Chris Speier vs. St. Louis.

FIVE OR MORE RBIs IN A GAME: June 22, 1988; Will Clark (7) vs. San Diego.

A STEAL OF HOME: July 3, 1987; Jeffrey Leonard at Chicago.

THREE OR MORE STEALS IN A GAME: August 31, 1988; Brett Butler (3) at
Philadelphia.

BATTING FOR THE CYCLE: July 9, 1988; Chris Speier vs. St. Louis.

TURN A TRIPLE PLAY: October 3, 1980; Guy Sularz to Joe Pettini to Rich Murray
vs. San Diego (Dave Cash).

HIT INTO A TRIPLE PLAY: July 9, 1986; Mike Aldrete vs. Chicago (Ed Lynch to
Davey Lopes to Terry Francona).

SAN FRANCISCO GIANTS

1988 DAY-BY-DAY RECORD

| # | DATE | DM OPP | WINNER/LOSER | W/L SCORE | RECORD | POS | GB | CLUB |
|----|------|------------|----------------------------------|------------|--------|-----|------|----------|
| 1 | 4/4 | D at L.A. | DRAVECKY (1-0)/Valenzuela | W 5-1 | 1-0 | T1 | — | Cin |
| 2 | 4/5 | N at L.A. | HERSHISER /Downs (0-1) | L 0-5 | 1-1 | T3 | -0.5 | Cin/Hou |
| | 4/6 | OFF DAY | | | | T3 | -1 | Cin/Hou |
| 3 | 4/7 | N S.D. | Krukow (1-0)/Show | W 6-1 | 2-1 | T3 | -0.5 | Cin/Hou |
| 4 | 4/8 | N S.D. | LaCoss (1-0)/Jones | W 5-1 | 3-1 | T2 | -0.5 | Hou |
| 5 | 4/9 | D S.D. | Reuschel (1-0)/Grant | W 3-1 | 4-1 | T1 | — | L.A. |
| 6 | 4/10 | D S.D. | Whitson/Dravecky (1-1) | L 4-6 | 4-2 | 3 | -1 | L.A. |
| 7 | 4/11 | N Cin. | SOTO /Downs (0-2) | L 0-4 | 4-3 | 4 | -1.5 | L.A. |
| 8 | 4/12 | N Cin. | Jackson/Garrelts (0-1) | L 3-4 | 4-4 | 4 | -2 | Hou |
| 9 | 4/13 | D Cin. | Robinson (1-0)/Perry | W 5-4 (11) | 5-4 | 4 | -2 | Hou |
| | 4/14 | OFF DAY | | | | T3 | -2.5 | Hou |
| 10 | 4/15 | N at S.D. | Reuschel (2-0)/Grant | W 8-3 | 6-4 | T3 | -1.5 | Hou |
| 11 | 4/16 | N at S.D. | M. Davis/Robinson (1-1) | L 1-2 | 6-5 | 4 | -2 | L.A. |
| 12 | 4/17 | D at S.D. | Garrelts (1-1)/McCullers | W 9-4 | 7-5 | T3 | -1.5 | Hou |
| 13 | 4/18 | N at Cin. | Lefferts (1-0)/Perry | W 6-3 (12) | 8-5 | 3 | -1 | Hou |
| 14 | 4/19 | N at Cin. | RASMUSSEN /LaCoss (1-1) | L 0-8 | 8-6 | T3 | -1.5 | L.A. |
| 15 | 4/20 | N at Cin. | Reuschel (3-0)/R. Robinson | W 5-3 | 9-6 | 3 | -1 | L.A./Hou |
| 16 | 4/21 | D at Cin. | Perry/Price (0-1) | L 6-7 (12) | 9-7 | T3 | -2 | Hou |
| | 4/22 | N L.A. | RAINED OUT | | | 4 | -1.5 | L.A./Hou |
| 17 | 4/23 | D L.A. | Hershiser/Krukow (1-1) | L 3-10 | 9-8 | 4 | -2.5 | L.A. |
| 18 | 4/24 | D L.A. | Valenzuela/LaCoss (1-2) | L 0-4 | 9-9 | 4 | -3.5 | L.A. |
| | 4/25 | OFF DAY | | | | 4 | -3.5 | L.A. |
| 19 | 4/26 | N Pit. | Smiley/Reuschel (3-1) | L 0-2 | 9-10 | T4 | -3.5 | L.A. |
| 20 | 4/27 | N Pit. | Dravecky (2-1)/Drabek | W 6-4 | 10-10 | 4 | -3.5 | L.A. |
| 21 | 4/28 | D Pit. | J. Robinson/Lefferts (1-1) | L 1-2 (10) | 10-11 | 4 | -3.5 | L.A. |
| 22 | 4/29 | N Chi. | Hammaker (1-0)/ SUTCLIFFE | W 4-3 | 11-11 | 4 | -3.5 | L.A. |
| 23 | 4/30 | D Chi. | Lancaster/Price (0-2) | L 1-2 (13) | 11-12 | 4 | -4 | Hou |
| 24 | 5/1 | D Chi. | Reuschel (4-1)/Maddux | W 7-6 | 12-12 | 3 | -3 | Hou |
| 25 | 5/2 | N St.L. | DeLeon/Dravecky (2-2) | L 1-5 | 12-13 | 4 | -3.5 | L.A. |
| 26 | 5/3 | N St.L. | Hammaker (2-0)/Terry | W 2-0 | 13-13 | 3 | -3.5 | L.A. |
| 27 | 5/4 | D St.L. | Mathews/Krukow (1-2) | L 3-5 | 13-14 | 4 | -4.5 | L.A. |
| | 5/5 | OFF DAY | | | | 4 | -4.5 | L.A. |
| 28 | 5/6 | D at Chi. | Maddux/LaCoss (1-3) | L 2-3 | 13-15 | 4 | -5.5 | L.A. |
| 29 | 5/7 | D at Chi. | Reuschel (5-1)/Moyer | W 2-1 | 14-15 | T3 | -4.5 | L.A. |
| 30 | 5/8 | D at Chi. | Capel/Garrelts (1-2) | L 7-13 | 14-16 | T3 | -5.5 | Hou |
| 31 | 5/9 | N at Pit. | Robinson (2-1)/J. Robinson | W 8-6 | 15-16 | T3 | -5 | L.A. |
| 32 | 5/10 | N at Pit. | Palacios/Downs (0-3) | L 2-6 | 15-17 | 4 | -6 | L.A. |
| 33 | 5/11 | D at St.L. | Hammaker (3-0)/Forsch | W 5-4 (16) | 16-17 | T3 | -5 | L.A. |
| 34 | 5/12 | D at St.L. | Terry/Lefferts (1-2) | L 12-13 | 16-18 | 4 | -5 | L.A. |
| 35 | 5/13 | N N.Y. | DOWNS (1-3)/Ojeda | W 3-2 | 17-18 | 3 | -4 | L.A. |
| 36 | 5/14 | D N.Y. | Krukow (2-2)/Darling | W 3-2 | 18-18 | 3 | -4 | L.A. |
| 37 | 5/15 | D N.Y. | LaCoss (2-3)/Fernandez | W 5-1 | 19-18 | 3 | -4 | L.A. |
| 38 | 5/16 | N Phi. | RAWLEY /Reuschel (5-2) | L 0-3 | 19-19 | 4 | -4.5 | L.A. |
| 39 | 5/17 | N Phi. | GROSS /Downs (1-4) | L 1-8 | 19-20 | 4 | -4.5 | L.A. |
| 40 | 5/18 | D Phi. | Krukow (3-2)/Ruffin | W 5-1 | 20-20 | 4 | -3.5 | L.A./Hou |
| | 5/19 | OFF DAY | | | | 4 | -4 | L.A. |
| 41 | 5/20 | N Mon. | LaCoss (3-3)/B. Smith | W 11-2 | 21-20 | 4 | -3.5 | Hou |
| 42 | 5/21 | D Mon. | YOUNANS /Reuschel (5-3) | L 0-6 | 21-21 | 4 | -3.5 | Hou |
| 43 | 5/22 | D Mon. | Downs (2-4)/Heaton | W 7-2 | 22-21 | 3 | -3.5 | Hou |
| | 5/23 | OFF DAY | | | | T3 | -4 | Hou |
| 44 | 5/24 | N at N.Y. | Krukow (4-2)/Ojeda | W 4-2 | 23-21 | 3 | -3 | Hou |
| 45 | 5/25 | N at N.Y. | Darling/LaCoss (3-4) | L 3-6 | 23-22 | 3 | -3 | L.A. |
| 46 | 5/26 | N at N.Y. | Reuschel (6-3)/Gooden | W 5-2 | 24-22 | 3 | -3 | L.A. |
| 47 | 5/27 | N at Phi. | Gross/Downs (2-5) | L 2-5 | 24-23 | 3 | -4 | L.A. |
| 48 | 5/28 | D at Phi. | Harris/Bockus (0-1) | L 3-4 (10) | 24-24 | 3 | -4 | L.A. |
| 49 | 5/29 | D at Phi. | Ruffin/Krukow (4-3) | L 2-4 | 24-25 | 3 | -5 | L.A. |
| 50 | 5/30 | N at Mon. | McGaffigan/Garrelts (1-3) | L 2-3 | 24-26 | 3 | -5 | L.A. |
| 51 | 5/31 | N at Mon. | Reuschel (7-3)/B. Smith | W 9-2 | 25-26 | 3 | -4 | L.A. |
| 52 | 6/1 | N at Mon. | Downs (3-5)/Youmans | W 2-1 | 26-26 | 3 | -4 | L.A. |
| | 6/2 | OFF DAY | | | | 3 | -4 | L.A. |
| 53 | 6/3 | N Hou. | D. Smith/Garrelts (1-4) | L 4-8 | 26-27 | 3 | -5 | L.A. |
| 54 | 6/4 | D Hou. | LaCoss (4-4)/Ryan | W 8-2 | 27-27 | 3 | -4 | L.A. |
| 55 | 6/5 | D Hou. | Reuschel (8-3)/Deshaies | W 9-3 | 28-27 | 3 | -4 | L.A. |

| # | DATE | D/N | OPP | WINNER/LOSER | W/L | SCORE | RECORD | POS | GB | CLUB |
|-------------------------------|------|-----|----------|-----------------------------------|-----|----------|--------|-----|------|----------|
| | 6/6 | | OFF DAY | | | | | 3 | -35 | L.A. |
| 56 | 6/7 | N | Atl. | DOWN S(4-5)/Mahler | W | 5-0 | 29-27 | 3 | -2.5 | L.A. |
| 57 | 6/8 | N | Atl. | Alvarez/Lefferts (1-3) | L | 4-5 | 29-28 | 3 | -3.5 | L.A. |
| 58 | 6/9 | D | Atl. | LaCoss (5-4)/P. Smith | W | 6-4 | 30-28 | 3 | -3.5 | L.A. |
| 59 | 6/10 | N | Cin. | Reuschel (9-3)/Soto | W | 9-6 | 31-28 | T2 | -2.5 | L.A. |
| 60 | 6/11 | D | Cin. | Browning/Lefferts (1-4) | L | 2-7 | 31-29 | 3 | -2.5 | L.A. |
| 61 | 6/12 | D | Cin. | Jackson/Downs (4-6) | L | 6-10 | 31-30 | 3 | -2.5 | L.A. |
| 62 | 6/13 | N | at S.D. | Show/Krukow (4-4) | L | 3-7 | 31-31 | 3 | -3 | L.A./Hou |
| 63 | 6/14 | N | at S.D. | Booker/Lefferts (1-5) | L | 5-8 | 31-32 | 3 | -4 | L.A. |
| 64 | 6/15 | D | at S.D. | Reuschel (10-3)/Hawkins | W | 4-2 | 32-32 | 3 | -4 | L.A. |
| | 6/16 | | OFF DAY | | | | | 3 | -35 | L.A. |
| 65 | 6/17 | N | at Cin. | JACKSON /Hammaker (3-1) | L | 0-5 | 32-33 | 3 | -3 | L.A. |
| 66 | 6/18 | D | at Cin. | R. Robinson/Downs (4-7) | L | 2-3 | 32-34 | T3 | -4 | L.A. |
| 67 | 6/19 | D | at Cin. | Krukow (5-4)/Rijo | W | 5-3 | 33-34 | 3 | -4.5 | L.A. |
| 68 | 6/20 | N | S.D. | Hawkins/LaCoss (5-5) | L | 1-2 | 33-35 | T3 | -5.5 | L.A. |
| 69 | 6/21 | N | S.D. | RASMUSEN /Reuschel (10-4) | L | 3-8 | 33-36 | T3 | -6.5 | L.A. |
| 70 | 6/22 | D | S.D. | Lefferts (2-5)/M. Davis | W | 8-7 | 34-36 | 3 | -5.5 | L.A. |
| | 6/23 | | OFF DAY | | | | | 3 | -5.5 | L.A. |
| 71 | 6/24 | N | at Hou. | DOWN S (5-7)/Ryan | W | 11-0 | 35-36 | 3 | -5.5 | L.A. |
| 72 | 6/25 | N | at Hou. | KRUKOW (6-4)/Darwin | W | 4-1 | 36-36 | 3 | -5.5 | L.A. |
| 73 | 6/26 | D | at Hou. | Deshaies/LaCoss (5-6) | L | 0-6 | 36-37 | 3 | -6.5 | L.A. |
| 74 | 6/27 | N | at Atl. | Hammaker (4-1)/Mahler | W | 10-9 | 37-37 | 3 | -6.5 | L.A. |
| 75 | 6/28 | N | at Atl. | Downs (6-7)/Jimenez | W | 13-7 | 38-37 | 3 | -5.5 | L.A. |
| 76 | 6/29 | N | at Atl. | Robinson (3-1)/P. Smith | W | 7-2 | 39-37 | 3 | -5.5 | L.A. |
| | 6/30 | | OFF DAY | | | | | 3 | -5.5 | L.A. |
| 77 | 7/1 | N | Pit. | J. Robinson/Hammaker (4-2) | L | 2-5 (10) | 39-38 | 3 | -5.5 | L.A. |
| 78 | 7/2 | D | Pit. | LaCoss (6-6)/Rucker | W | 2-1 | 40-38 | T2 | -5.5 | L.A. |
| 79 | 7/3 | D | Pit. | DOWN S (7-7)/Dunne | W | 4-0 | 41-38 | 2 | -4.5 | L.A. |
| 80 | 7/4 | D | Chi. | MADDUX /Hammaker (4-3) | L | 2-3 | 41-39 | 2 | -5.5 | L.A. |
| 81 | 7/5 | N | Chi. | MULHOLLAND (1-0)/Schiraldi | W | 9-0 | 42-39 | 2 | -5.5 | L.A. |
| 82 | 7/6 | D | Chi. | Reuschel (11-4)/Moyer | W | 2-0 | 43-49 | 2 | -5.5 | L.A. |
| | 7/7 | | OFF DAY | | | | | 2 | -5.5 | L.A. |
| 83 | 7/8 | N | St.L. | LaCOSS (7-6)/Magrane | W | 1-0 | 44-39 | 2 | -4.5 | L.A. |
| 84 | 7/9 | D | St.L. | Downs (8-7)/Tudor | W | 21-2 | 45-39 | 2 | -3.5 | L.A. |
| 85 | 7/10 | D | St.L. | MULHOLLAND (2-0)/Cox | W | 2-1 | 46-39 | 2 | -2.5 | L.A. |
| ALL-STAR BREAK – RECORD 46-39 | | | | | | | | | | |
| 86 | 7/14 | N | at Pit. | Fisher/Reuschel (11-5) | L | 2-9 | 46-40 | 2 | -4 | L.A. |
| 87 | 7/15 | N | at Pit. | Kipper/Downs (8-8) | L | 5-8 | 46-41 | 2 | -5 | L.A. |
| 88 | 7/16 | N | at Pit. | Drabek/LaCoss (7-7) | L | 1-10 | 46-42 | 2 | -5.5 | L.A. |
| 89 | 7/17 | D | at Pit. | J. Robinson/Price (0-3) | L | 4-5 | 46-43 | 2 | -7 | L.A. |
| 90 | 7/18 | D | at Chi. | Perry/Lefferts (2-6) | L | 3-8 | 46-44 | T2 | -8 | L.A. |
| 91 | 7/19 | D | at Chi. | Reuschel (12-5)/ SUTCLIFFE | W | 3-1 | 47-44 | T2 | -7 | L.A. |
| 92 | 7/20 | D | at Chi. | Downs (9-8)/Maddux | W | 12-2 | 48-44 | T2 | -6 | L.A. |
| 93 | 7/21 | N | at St.L. | Cox/Price (0-4) | L | 4-6 | 48-45 | 3 | -6 | L.A. |
| 94 | 7/22 | N | at St.L. | Quisenberry/Lefferts (2-7) | L | 2-4 (11) | 48-46 | 3 | -7 | L.A. |
| 95 | 7/23 | D | at St.L. | Garrelts (2-4)/Worrell | W | 6-5 | 49-46 | 3 | -7 | L.A. |
| 96 | 7/24 | D | at St.L. | REUSCHEL (13-5)/DeLeon | W | 5-0 | 50-46 | 3 | -7 | L.A. |
| 97 | 7/25 | N | L.A. | DOWN S (10-8)/Valenzuela | W | 3-1 | 51-46 | 3 | -6 | L.A. |
| 98 | 7/26 | N | L.A. | Hershiser/Mulholland (2-1) | L | 3-7 | 51-47 | 3 | -7 | L.A. |
| 99 | DH | | L.A. | Holton/Garrelts (2-5) | L | 5-6 (11) | 51-48 | 3 | -8 | L.A. |
| 100 | 7/27 | N | L.A. | Price (1-4)/Leary | W | 2-1 (10) | 52-48 | 3 | -7 | L.A. |
| | 7/28 | | OFF DAY | | | | | 3 | -7 | L.A. |
| 101 | 7/29 | N | Atl. | REUSCHEL (14-5)/Z. Smith | W | 5-3 | 53-48 | 3 | -6 | L.A. |
| 102 | 7/30 | D | Atl. | Downs (11-8)/Mahler | W | 2-1 | 54-48 | 3 | -5 | L.A. |
| 103 | 7/31 | D | Atl. | Bockus (1-1)/Alvarez | W | 4-2 | 55-48 | | | |
| 104 | DH | | Atl. | Garrelts (3-5)/Assenmacher | W | 3-2 (10) | 56-48 | T2 | -4.5 | L.A. |
| 105 | 8/1 | N | Hou. | HAMMAKER (5-3)/Ryan | W | 4-1 | 57-48 | 2 | -3.5 | L.A. |
| 106 | 8/2 | N | Hou. | Darwin/R. Davis (0-1) | L | 10-13 | 57-49 | T2 | -4.5 | L.A. |
| 107 | 8/3 | D | Hou. | Scott/Garrelts (3-6) | L | 2-3 | 57-50 | 3 | -4.5 | L.A. |
| | 8/4 | | OFF DAY | | | | | 3 | -4.5 | L.A. |
| 108 | 8/5 | N | at Atl. | Mahler/Robinson (3-2) | L | 5-8 | 57-51 | 3 | -4.5 | L.A. |
| 109 | 8/6 | N | at Atl. | P. Smith/Hammaker (5-4) | L | 2-7 | 57-52 | 3 | -5.5 | L.A. |
| 110 | 8/7 | D | at Atl. | Reuschel (15-5)/Glavine | W | 14-4 | 58-52 | 3 | -4.5 | L.A. |
| 111 | 8/8 | N | at Atl. | R. Davis (1-1)/Smoltz | W | 5-2 | 59-52 | 3 | -3.5 | L.A. |
| 112 | 8/9 | N | at Hou. | Agosto/ DOWN S (11-9) | L | 2-3 | 59-53 | 3 | -3.5 | L.A. |
| 113 | 8/10 | N | at Hou. | ROBINSON (4-2)/Deshaies | W | 5-0 | 60-53 | 3 | -3.5 | L.A. |
| 114 | 8/11 | N | at Hou. | HAMMAKER (6-4)/Ryan | W | 6-0 | 61-53 | 3 | -2.5 | L.A. |

| # | DATE | D/N | OPP | WINNER/LOSER | W/L | SCORE | RECORD | POS | GB | CLUB |
|-----|------|---------|---------|-----------------------------------|-----|----------|--------|-----|-------|------|
| 115 | 8/12 | N | at L.A. | Leary/Reuschel (15-6) | L | 3-7 | 61-54 | 3 | -3.5 | L.A. |
| 116 | 8/13 | N | at L.A. | Penal/Price (1-5) | L | 1-2 (11) | 61-55 | 3 | -4.5 | L.A. |
| 117 | 8/14 | D | at L.A. | Downs (12-9)/Hershiser | W | 15-4 | 62-55 | 3 | -3.5 | L.A. |
| 118 | 8/15 | N | at L.A. | Belcher/Robinson (4-3) | L | 0-1 | 62-56 | 3 | -4.5 | L.A. |
| 119 | 8/16 | N | N.Y. | Gooden/Hammaker (6-5) | L | 6-13 | 62-57 | 3 | -5.5 | L.A. |
| 120 | 8/17 | N | N.Y. | REUSCHEL (16-6)/Cone | W | 4-0 | 63-57 | 3 | -5.5 | L.A. |
| 121 | 8/18 | D | N.Y. | Krukow (7-4)/Ojeda | W | 4-1 | 64-57 | 3 | -5.5 | L.A. |
| 122 | 8/19 | N | Phi. | Downs (13-9)/Ruffin | W | 6-2 | 65-57 | 3 | -5.5 | L.A. |
| 123 | 8/20 | D | Phi. | Robinson (5-3)/Freeman | W | 4-3 | 66-57 | T2 | -5.5 | L.A. |
| 124 | 8/21 | D | Phi. | Hammaker (7-5)/Carman | W | 6-3 | 67-57 | T2 | -5.5 | L.A. |
| 125 | 8/22 | N | Mon. | REUSCHEL (17-6)/B. Smith | W | 3-2 | 68-57 | T2 | -4.5 | L.A. |
| 126 | 8/23 | N | Mon. | McGaffigan/Garrelts (3-7) | L | 1-2(13) | 68-58 | T2 | -4.5 | L.A. |
| 127 | 8/24 | D | Mon. | Martinez/Samuels (0-1) | L | 5-7 | 68-59 | T2 | -4.5 | L.A. |
| | 8/25 | OFF DAY | | | | | | T2 | -4.5 | L.A. |
| 128 | 8/26 | N | at N.Y. | Fernandez/Robinson (5-4) | L | 0-3 | 68-60 | 3 | -5.5 | L.A. |
| 129 | 8/27 | N | at N.Y. | Darling/Reuschel (17-7) | L | 1-2 | 68-61 | 3 | -6.5 | L.A. |
| 130 | 8/28 | D | at N.Y. | Garrelts (4-7)/McDowell | W | 7-4 | 69-61 | 3 | -6.5 | L.A. |
| 131 | 8/29 | N | at Phi. | Rawley/Hammaker (7-6) | L | 0-3 | 69-62 | 3 | -7.5 | L.A. |
| 132 | 8/30 | N | at Phi. | Bedrosian/Lefferts (2-8) | L | 5-7 | 69-63 | 3 | -8.5 | L.A. |
| 133 | 8/31 | N | at Phi. | Garrelts (5-7)/Ruffin | W | 3-2 (11) | 70-63 | 3 | -7.5 | L.A. |
| | 9/1 | OFF DAY | | | | | | 3 | -7.5 | L.A. |
| 134 | 9/2 | N | at Mon. | B. Smith/Hammaker (7-7) | L | 0-10 | 70-64 | 3 | -7.5 | L.A. |
| 135 | 9/3 | N | at Mon. | McGaffigan/Samuels (0-2) | L | 4-6 (13) | 70-65 | 4 | -7.5 | L.A. |
| 136 | 9/4 | D | at Mon. | Holman/Reuschel (17-8) | L | 2-3 | 70-66 | 4 | -8 | L.A. |
| 137 | 9/5 | D | S.D. | SHOW /Wilson (0-1) | L | 4-7 | 70-67 | 4 | -9 | L.A. |
| 138 | 9/6 | N | S.D. | Rasmussen/Garrelts (5-8) | L | 3-4 | 70-68 | T4 | -9 | L.A. |
| 139 | 9/7 | N | Atl. | GLAVINE /Brantley (0-1) | L | 1-4 | 70-69 | 5 | -10 | L.A. |
| 140 | 9/8 | N | Atl. | ROBINSON (6-4)/Puleo | W | 3-2 | 71-69 | T4 | -9 | L.A. |
| 141 | 9/9 | N | Hou. | Darwin/Garrelts (5-9) | L | 3-4 (12) | 71-70 | T4 | -9 | L.A. |
| 142 | 9/10 | D | Hou. | Lefferts (3-8)/Agosto | W | 3-2 | 72-70 | T4 | -9 | L.A. |
| 143 | 9/11 | D | Hou. | DESHAIES /Hammaker (7-8) | L | 1-4 | 72-71 | 5 | -10 | L.A. |
| 144 | 9/12 | N | at S.D. | Cook (1-0)/Hawkins | W | 4-2 | 73-71 | T4 | -10 | L.A. |
| 145 | 9/13 | N | at S.D. | Reuschel (18-8)/Whitson | W | 4-1 | 74-71 | 4 | -10 | L.A. |
| 146 | 9/14 | N | at S.D. | Robinson (7-4)/Jones | W | 6-5 | 75-71 | 4 | -10 | L.A. |
| | 9/15 | OFF DAY | | | | | | 4 | -10 | L.A. |
| 147 | 9/16 | N | at Hou. | Hammaker (8-8)/Knepper | W | 5-4 | 76-71 | 4 | -9 | L.A. |
| 148 | 9/17 | D | at Hou. | REUSCHEL (19-8)/Deshaies | W | 4-2 | 77-71 | 4 | -9 | L.A. |
| 149 | 9/18 | D | at Hou. | Robinson (8-4)/Scott | W | 10-3 | 78-71 | T2 | -9 | L.A. |
| 150 | 9/19 | N | at Atl. | Alvarez/Price (1-6) | L | 3-4 (10) | 78-72 | T3 | -10 | L.A. |
| 151 | 9/20 | N | at Atl. | Samuels (1-2)/Blankenship | W | 7-4 | 79-72 | 3 | -10 | L.A. |
| 152 | 9/21 | N | at Cin. | Browning/ REUSCHEL (19-9) | L | 1-5 | 79-73 | T3 | -10.5 | L.A. |
| 153 | 9/22 | D | at Cin. | Armstrong/Robinson (8-5) | L | 1-3 | 79-74 | 4 | -10.5 | L.A. |
| 154 | 9/23 | N | L.A. | HERSHISER /Hammaker (8-9) | L | 0-3 | 79-75 | 4 | -11.5 | L.A. |
| 155 | 9/24 | D | L.A. | Horton/Wilson (0-2) | L | 3-7 | 79-76 | 4 | -12.5 | L.A. |
| 156 | 9/25 | D | L.A. | COOK (2-0)/ BELCHER | W | 2-0 | 80-76 | T3 | -11.5 | L.A. |
| 157 | 9/26 | N | Cin. | Browning/Reuschel (19-10) | L | 2-5 | 80-77 | 4 | -12.5 | L.A. |
| 158 | 9/27 | N | Cin. | Robinson (9-5)/Armstrong | W | 6-3 | 81-77 | 4 | -11.5 | L.A. |
| 159 | 9/28 | N | Cin. | HAMMAKER (9-9)/Jackson | W | 6-1 | 82-77 | 3 | -10.5 | L.A. |
| | 9/29 | OFF DAY | | | | | | T3 | -10.5 | L.A. |
| 160 | 9/30 | N | at L.A. | Holton/Cook (2-1) | L | 4-6 | 82-78 | T3 | -11.5 | L.A. |
| 161 | 10/1 | D | at L.A. | Belcher/ REUSCHEL (19-11) | L | 1-2 | 82-79 | 4 | -12.5 | L.A. |
| 162 | 10/2 | D | at L.A. | ROBINSON (10-5)/Leary | W | 1-0 | 83-79 | 4 | -11.5 | L.A. |

POST ALL-STAR BREAK — RECORD 37-40

FINAL 1988 RECORD — 83-79

Pitchers name in **Bold Face Type** indicates complete game

() — indicates Extra-Inning Game (Number of innings)

GIANTS 1988 PLAYER TRANSACTIONS

JANUARY 28: Phil Garner (IF) signed as a free agent.

1988 OPENING DAY ACTIVE ROSTER

PITCHERS (10): Kelly Downs, Dave Dravecky, Scott Garrelts, Atlee Hammaker, Mike Krukow, Mike LaCoss, Craig Lefferts, Joe Price, Rick Reuschel, Don Robinson.

CATCHERS (2): Bob Brenly, Bob Melvin.

INFIELDERS (7): Will Clark, Phil Garner, Kevin Mitchell, Chris Speier, Harry Spilman, Robby Thompson, Jose Uribe.

OUTFIELDERS (5): Mike Aldrete, Brett Butler, Candy Maldonado, Jesse Reid, Joel Youngblood.

APRIL 3: Jessie Reid (OF) purchased from Phoenix.

APRIL 4: Jeffrey Leonard (OF) placed on 15-day DL (strained left quadricep muscle), retroactive to March 29. Francisco Melendez (IF) placed on 15-day DL (pulled right hamstring).

APRIL 13: Leonard activated from 15-day DL. Phil Garner (IF) placed on 21-day DL (herniated disk in lower back).

APRIL 14: Reid optioned to Phoenix. Mark Wasinger (IF) purchased from Phoenix.

MAY 5: Dave Dravecky (LHP) placed on 15-day DL, retroactive to May 3 (stiff left shoulder). Terry Mulholland (LHP) recalled from Phoenix.

MAY 6: Melendez assigned to Phoenix on 20-day rehabilitation.

MAY 13: Randy Bockus (RHP) recalled from Phoenix. Wasinger optioned to Phoenix. Melendez activated from 15-day DL and outrighted to Phoenix.

MAY 14: Joe Price (LHP) placed on 21-day DL, retroactive to May 9 (inflamed left rotator cuff). Angel Escobar (IF) recalled from Phoenix.

MAY 28: Dravecky activated from 21-day DL. Wasinger recalled from Phoenix. Mulholland and Escobar optioned to Phoenix.

JUNE 2: Matt Williams (IF) and Kirt Manwaring (C) recalled from Phoenix. Jose Uribe (IF) placed on 15-day DL, retroactive to May 31 (emotional stress). Bob Melvin (C) optioned to Phoenix.

JUNE 3: Dravecky placed on 15-day DL, retroactive to May 29 (left shoulder). Price activated from 21-day DL.

JUNE 8: Ernest Riles (IF) acquired from Milwaukee in exchange for Jeffrey Leonard (OF).

JUNE 9: Melendez and Rusty Tillman (OF) purchased from Phoenix. Wasinger (IF) optioned to Phoenix. Harry Spilman (IF) outrighted to Phoenix.

JUNE 16: Uribe activated from 15-day DL. Williams optioned to Phoenix.

JUNE 20: Spilman purchased from Phoenix. Tillman outrighted to Phoenix.

JUNE 23: Donell Nixon (OF) acquired from Seattle as a player to be named later for Rod Scurry (LHP) trade on March 18. Melendez outrighted to Phoenix.

JUNE 30: Melvin recalled from Phoenix. Manwaring optioned to Phoenix.

JULY 3: Mike Krukow (RHP) placed on 21-day DL (right shoulder capsulitis). Mulholland recalled from Phoenix.

JULY 19: Mike LaCoss (RHP) placed on 15-day DL (bone spur in right elbow). Roger Samuels (LHP) purchased from Phoenix.

AUGUST 1: Mulholland placed on 60-day DL (broken left ulna bone). Ron Davis (RHP) purchased from Phoenix.

AUGUST 3: Jeff Brantley (RHP) purchased from Phoenix. Bockus designated for assignment.

AUGUST 5: Garner assigned to Phoenix, 20-day injury rehabilitation. Bockus outrighted to Phoenix.

AUGUST 9: Krukow assigned to Phoenix, 20-day injury rehabilitation.

AUGUST 10: Dravecky assigned to Phoenix, 20-day injury rehabilitation.

AUGUST 11: Williams recalled from Phoenix. Spilman given unconditional release.

AUGUST 13: Krukow recalled from 20-day injury rehabilitation and activated from 21-day DL. Samuels optioned to Phoenix.

AUGUST 16: **Dravecky** recalled from 20-day injury rehabilitation.

AUGUST 17: **Price** placed on 15-day DL (inflamed left shoulder). **Lary Sorensen** (RHP) purchased from Phoenix. **Samuels** recalled from Phoenix. **Davis** outrighted to Phoenix.

AUGUST 18: **Manwaring** recalled from Phoenix. **Brantley** optioned to Phoenix.

AUGUST 24: **Garner** recalled from 20-day injury rehabilitation.

AUGUST 29: **Brantley** recalled from Phoenix. **Manwaring** optioned to Clinton.

AUGUST 31: **Dravecky** transferred to 60-day DL. **Kelly Downs** (RHP) placed on 21-day DL (inflamed right shoulder). **Melendez** purchased from Phoenix.

SEPTEMBER 1: **Price** activated from 15-day DL. **Garner** (IF) activated from 21-day DL. **Manwaring** recalled from Clinton.

SEPTEMBER 5: **Trevor Wilson** (LHP), **Tony Perezchica** (IF) and **Charlie Hayes** (OF) recalled from Phoenix. **Davis** purchased from Phoenix.

SEPTEMBER 9: **Dennis Cook** (LHP) recalled from Phoenix. **LaCoss** activated from 15-day DL.

OCTOBER 26: **Joel Youngblood** (OF) declares free agency.

OCTOBER 31: **Lary Sorensen** (RHP) declares free agency.

NOVEMBER 1: **Ron Davis** (RHP) declares free agency.

NOVEMBER 3: **Phil Garner** (IF) declares free agency.

NOVEMBER 17: **Karl Best** (RHP) and **Stu Tate** (RHP) purchased from Phoenix; **Paul McClellan** (RHP), **John Burkett** (RHP), **Andres Santana** (IF) and **Jose Pena** (C) purchased from Shreveport; **Russ Swan** (LHP) and **Doug Robertson** (RHP) purchased from San Jose.

NOVEMBER 18: **Will Tejada** (C) acquired from Montreal in exchange for **Angel Escobar** (IF). **Jesse Reid** (OF) designated for assignment.


NOVEMBER 23: **Reid** outrighted to Phoenix.

DECEMBER 8: **Tracy Jones** (OF) acquired from Montreal in exchange for **Mike Aldrete** (OF).

DECEMBER 20: **Bob Brenly** (C) granted free agency.

JANUARY 24: **Terry Kennedy** (C) acquired from Baltimore for **Melvin**.

Donell Nixon



1988 HOME ATTENDANCE

| NO. DATES | DATE | DAY | D/N | OPPONENT | NO. GAMES | ATTENDANCE | SERIES | SEASON |
|--------------|------|------|-----|--------------|--------------|------------|------------|-----------|
| 1 | 4/7 | Thu. | N | San Diego | 1 | 54,543 | | 54,543 |
| 2 | 4/8 | Fri. | N | San Diego | 2 | 14,916 | | 69,459 |
| 3 | 4/9 | Sat. | D | San Diego | 3 | 17,930 | | 87,389 |
| 4 | 4/10 | Sun. | D | San Diego | 4 | 45,936 | 133,325 | 133,325 |
| 5 | 4/11 | Mon. | N | Cincinnati | 5 | 14,435 | | 147,760 |
| 6 | 4/12 | Tue. | N | Cincinnati | 6 | 14,045 | | 161,805 |
| 7 | 4/13 | Wed. | D | Cincinnati | 7 | 15,736 | 44,216 | 177,541 |
| | 4/22 | Fri. | N | Los Angeles | | | RAINED OUT | |
| 8 | 4/23 | Sat. | D | Los Angeles | 8 | 33,271 | | 210,812 |
| 9 | 4/24 | Sun. | D | Los Angeles | 9 | 39,092 | 72,363 | 249,904 |
| 10 | 4/26 | Tue. | N | Pittsburgh | 10 | 11,738 | | 261,642 |
| 11 | 4/27 | Wed. | N | Pittsburgh | 11 | 10,137 | | 271,799 |
| 12 | 4/28 | Thu. | D | Pittsburgh | 12 | 10,520 | 32,395 | 282,299 |
| 13 | 4/29 | Fri. | N | Chicago | 13 | 18,662 | | 300,961 |
| 14 | 4/30 | Sat. | D | Chicago | 14 | 32,405 | | 333,366 |
| 15 | 5/1 | Sun. | D | Chicago | 15 | 30,658 | 81,725 | 364,024 |
| 16 | 5/2 | Mon. | N | St. Louis | 16 | 18,398 | | 382,422 |
| 17 | 5/3 | Tue. | N | St. Louis | 17 | 18,157 | | 400,579 |
| 18 | 5/4 | Wed. | D | St. Louis | 18 | 19,061 | 55,616 | 419,640 |
| 19 | 5/13 | Fri. | N | New York | 19 | 25,275 | | 444,915 |
| 20 | 5/14 | Sat. | D | New York | 20 | 36,020 | | 480,935 |
| 21 | 5/15 | Sun. | D | New York | 21 | 43,484 | 104,779 | 524,419 |
| 22 | 5/16 | Mon. | N | Philadelphia | 22 | 6,278 | | 530,697 |
| 23 | 5/17 | Tue. | N | Philadelphia | 23 | 9,948 | | 540,645 |
| 24 | 5/18 | Wed. | D | Philadelphia | 24 | 12,940 | 29,166 | 553,585 |
| 25 | 5/20 | Fri. | N | Montreal | 25 | 15,510 | | 569,095 |
| 26 | 5/21 | Sat. | D | Montreal | 26 | 31,510 | | 600,605 |
| 27 | 5/22 | Sun. | D | Montreal | 27 | 28,831 | 75,851 | 629,436 |
| 28 | 6/3 | Fri. | N | Houston | 28 | 18,840 | | 648,276 |
| 29 | 6/4 | Sat. | D | Houston | 29 | 24,031 | | 672,307 |
| 30 | 6/5 | Sun. | D | Houston | 30 | 31,144 | 74,015 | 703,451 |
| 31 | 6/7 | Tue. | N | Atlanta | 31 | 7,737 | | 711,188 |
| 32 | 6/8 | Wed. | N | Atlanta | 32 | 8,912 | | 720,100 |
| 33 | 6/9 | Thu. | D | Atlanta | 33 | 10,486 | 27,135 | 730,586 |
| 34 | 6/10 | Fri. | N | Cincinnati | 34 | 20,990 | | 751,576 |
| 35 | 6/11 | Sat. | D | Cincinnati | 35 | 31,667 | | 783,243 |
| 36 | 6/12 | Sun. | D | Cincinnati | 36 | 40,495 | 93,152 | 823,738 |
| 37 | 6/20 | Mon. | N | San Diego | 37 | 11,440 | | 835,178 |
| 38 | 6/21 | Tue. | N | San Diego | 38 | 12,363 | | 847,541 |
| 39 | 6/22 | Wed. | D | San Diego | 39 | 18,825 | 42,628 | 866,366 |
| 40 | 7/1 | Fri. | N | Pittsburgh | 40 | 39,484 | | 905,850 |
| 41 | 7/2 | Sat. | D | Pittsburgh | 41 | 22,355 | | 928,205 |
| 42 | 7/3 | Sun. | D | Pittsburgh | 42 | 25,463 | 87,302 | 953,668 |
| 43 | 7/4 | Mon. | N | Chicago | 43 | 22,076 | | 975,744 |
| 44 | 7/5 | Tue. | N | Chicago | 44 | 13,786 | | 989,530 |
| 45 | 7/6 | Wed. | D | Chicago | 45 | 21,884 | 57,746 | 1,011,414 |
| 46 | 7/8 | Fri. | N | St. Louis | 46 | 24,190 | | 1,035,604 |
| 47 | 7/9 | Sat. | D | St. Louis | 47 | 34,666 | | 1,070,270 |
| 48 | 7/10 | Sun. | D | St. Louis | 48 | 41,742 | 100,598 | 1,112,012 |
| 49 | 7/25 | Mon. | N | Los Angeles | 49 | 29,947 | | 1,141,959 |
| 50 | 7/26 | Tue. | N | Los Angeles | 50/51 | 49,209 | | 1,191,168 |
| 51 | 7/27 | Wed. | N | Los Angeles | 52 | 34,168 | 113,324 | 1,225,336 |
| 52 | 7/29 | Fri. | N | Atlanta | 53 | 12,810 | | 1,238,146 |
| 53 | 7/30 | Sat. | D | Atlanta | 54 | 36,298 | | 1,274,435 |
| 54 | 7/31 | Sun. | D | Atlanta | 55/56 | 26,960 | 76,059 | 1,301,395 |
| 55 | 8/1 | Mon. | N | Houston | 57 | 10,742 | | 1,312,137 |
| 56 | 8/2 | Tue. | N | Houston | 58 | 21,457 | | 1,333,594 |
| 57 | 8/3 | Wed. | D | Houston | 59 | 28,357 | 60,556 | 1,361,951 |
| 58 | 8/16 | Tue. | N | New York | 60 | 29,134 | | 1,391,085 |
| 59 | 8/17 | Wed. | N | New York | 61 | 24,730 | | 1,415,815 |
| 60 | 8/18 | Thu. | D | New York | 62 | 32,132 | 85,996 | 1,447,947 |
| 61 | 8/19 | Fri. | N | Philadelphia | 63 | 14,721 | | 1,462,668 |
| 62 | 8/20 | Sat. | D | Philadelphia | 64 | 26,818 | | 1,489,486 |
| 63 | 8/21 | Sun. | D | Philadelphia | 65 | 31,820 | 73,359 | 1,521,306 |
| 64 | 8/22 | Mon. | N | Montreal | 66 | 15,092 | | 1,536,398 |
| 65 | 8/23 | Tue. | N | Montreal | 67 | 16,191 | | 1,552,589 |
| 66 | 8/24 | Wed. | D | Montreal | 68 | 19,533 | 50,816 | 1,572,122 |
| 67 | 9/5 | Mon. | D | San Diego | 69 | 13,954 | | 1,586,076 |
| 68 | 9/6 | Tue. | N | San Diego | 70 | 5,770 | 19,724 | 1,591,846 |
| 69 | 9/7 | Wed. | N | Atlanta | 71 | 4,910 | | 1,596,756 |
| 70 | 9/8 | Thu. | N | Atlanta | 72 | 5,005 | 9,915 | 1,601,761 |
| 71 | 9/9 | Fri. | N | Houston | 73 | 16,371 | | 1,615,431 |
| 72 | 9/10 | Sat. | D | Houston | 74 | 20,054 | | 1,635,485 |
| 73 | 9/11 | Sun. | D | Houston | 75 | 28,304 | 64,729 | 1,663,789 |
| 74 | 9/23 | Fri. | N | Los Angeles | 76 | 22,341 | | 1,686,130 |
| 75 | 9/24 | Sat. | D | Los Angeles | 77 | 34,214 | | 1,720,344 |
| 76 | 9/25 | Sun. | D | Los Angeles | 78 | 40,743 | 97,298 | 1,761,087 |
| 77 | 9/26 | Mon. | N | Cincinnati | 79 | 6,797 | | 1,767,884 |
| 78 | 9/27 | Tue. | N | Cincinnati | 80 | 6,979 | | 1,774,863 |
| 79 | 9/28 | Wed. | N | Cincinnati | 81 | 11,619 | 25,395 | 1,786,482 |

CANDLESTICK PARK HIGH-LOW MARKS: Day game high - 56,196 vs. San Diego, April 10, 1979; Day game low - 748 vs. Atlanta, September 16, 1974; Night game high - 55,920 vs. Cincinnati, June 20, 1978; Night game low - 852 vs. Atlanta, September 15, 1975. **1988 HIGH-LOW MARKS:** Day game high - 45,936 vs. San Diego, April 10; Day game low - 10,486 vs. Atlanta, June 9; Night game high - 54,543 vs. San Diego, April 7; Night game low - 4,910 vs. Atlanta, August 7

1988 NATIONAL LEAGUE INDIVIDUAL LEADERS

BATTING

BATTING AVERAGE

.313 Gwynn, S.D.
 .307 Palmeiro, Chi.
 .303 Dawson, Chi.
 .302 Galarraga, Mon.
 .300 Perry, Atl.
 .296 Grace, Chi.
 .296 Larkin, Cin.
 .293 Law, Chi.
 .292 McGee, St.L.
 .291 Daniels, Cin.

RUNS

109 Butler, S.F.
 106 Gibson, L.A.
102 Clark, S.F.
 101 Strawberry, N.Y.
 101 Van Slyke, Pit.
 99 Galarraga, Mon.
 97 Bonds, Pit.
 95 Daniels, Cin.
 91 Larkin, Cin.
 87 Bonilla, Pit.

STOLEN BASES

81 Coleman, St.L.
 65 Young, Hou.
 57 Smith, St.L.
 46 Sabo, Cin.
 46 Nixon, Mon.
43 Butler, S.F.
 42 Sax, L.A.
 41 McGee, St.L.
 40 Larkin, Cin.
 35 Davis, Cin.

HOME RUNS

39 Strawberry, N.Y.
 30 Davis, Hou.
29 Clark, S.F.
 29 Galarraga, Mon.
 27 McReynolds, N.Y.
 26 Davis, Cin.
 25 Van Slyke, Pit.
 25 Gibson, L.A.
 24 (5 Players Tied)

HITS

184 Galarraga, Mon.
 179 Dawson, Chi.
 178 Palmeiro, Chi.
 175 Sax, L.A.
 175 Larkin, Cin.
 169 Van Slyke, Pit.
 164 Brooks, Mon.
 164 Perry, Atl.
 164 McGee, St.L.
 163 (4 Players Tied)

ON-BASE PERCENTAGE

.397 Daniels, Cin.
.393 Butler, S.F.
.386 Clark, S.F.
 .377 Gibson, L.A.
 .373 Gwynn, S.D.
 .371 Grace, Chi.
 .368 Bonds, Pit.
 .366 Bonilla, Pit.
 .366 Strawberry, N.Y.
 .363 Davis, Cin.

RUNS BATTED IN

109 Clark, S.F.
 101 Strawberry, N.Y.
 100 Van Slyke, Pit.
 100 Bonilla, Pit.
 99 McReynolds, N.Y.
 99 Davis, Hou.
 93 Davis, Cin.
 92 Galarraga, Mon.
 90 Brooks, Mon.
 82 Marshall, L.A.

WALKS

100 Clark, S.F.
97 Butler, S.F.
 87 Daniels, Cin.
 86 Johnson, N.Y.
 85 Strawberry, N.Y.
 85 Bonilla, Pit.
 80 Kruk, S.D.
 79 Brunansky, St.L.
 74 Smith, St.L.
 74 Murphy, Atl.

SLUGGING PERCENTAGE

.545 Strawberry, N.Y.
 .540 Galarraga, Mon.
.508 Clark, S.F.
 .506 Van Slyke, Pit.
 .504 Dawson, Chi.
 .496 McReynolds, N.Y.
 .491 Bonds, Pit.
 .489 Davis, Cin.
 .483 Gibson, L.A.
 .478 Davis, Hou.

PITCHING

WINS

23 Hershiser, L.A.
 23 Jackson, Cin.
 20 Cone, N.Y.
19 Reuschel, S.F.
 18 Maddux, Chi.
 18 Browning, Cin.
 18 Gooden, N.Y.
 17 Leary, L.A.
 17 Darling, N.Y.
 16 (2 Players Tied)

SAVES

39 Franco, Cin.
 34 Gott, Pit.
 32 Worrell, St.L.
 28 Davis, S.D.
 28 Bedrosian, Phi.
 27 Smith, Hou.
 26 Myers, N.Y.
 21 Howell, L.A.
 18 Burke, Mon.
 16 McDowell, N.Y.

EARNED-RUN AVERAGE

2.18 Magrane, St.L.
 2.22 Cone, N.Y.
 2.26 Hershiser, L.A.
 2.32 Tudor, L.A.
 2.39 Rijo, Cin.
 2.44 Perez, Mon.
2.45 Robinson, S.F.
 2.71 Walk, Pit.
 2.72 Martinez, Mon.
 2.73 Jackson, Cin.

INNINGS PITCHED

267.0 Hershiser, L.A.
 260.2 Jackson, Cin.
 250.2 Browning, Cin.
 249.0 Maddux, Chi.
 249.0 Mahler, Atl.
 248.1 Gooden, N.Y.
245.0 Reuschel, S.F.
 240.2 Darling, N.Y.
 235.1 Martinez, Mon.
 234.2 Show, S.D.

GAMES

76 Murphy, Cin.
 75 Robinson, Pit.
 75 Agosto, Hou.
 70 Tekulve, Phi.
 70 Franco, Cin.
 68 Worrell, St.L.
 67 Gott, Pit.
 66 Harris, Phi.
65 Garrelts, S.F.
 64 (2 Players Tied)

STRIKEOUTS

228 Ryan, Hou.
 213 Cone, N.Y.
 208 DeLeon, St.L.
 190 Scott, Hou.
 189 Fernandez, N.Y.
 180 Leary, L.A.
 178 Hershiser, L.A.
 175 Gooden, N.Y.
 162 Gross, Phi.
 161 (2 Players Tied)

1988 LEADING OPPONENTS VERSUS GIANTS

BATTING

BATTING AVERAGE

.480 Wilson, Mets
.462 LaValliere, Pirates
.435 Sabo, Reds
.414 Puhl, Astros
.387 Law, Cubs

HOME RUNS

5 Sabo, Reds
4 Galarraga, Expos
3 five players tied

RBIs

13 Larkin, Reds
12 Gant, Braves
12 Law, Cubs
12 Murphy, Braves
12 Thomas, Braves

HITS

25 Gant, Braves
23 Larkin, Reds
22 Ramirez, Astros
21 Moreland, Padres
20 two players tied

DOUBLES

7 Gant, Braves
6 Sabo, Reds
5 four players tied

STOLEN BASES

7 Coleman, Cardinals
7 Young, Astros
6 E. Davis, Reds
5 three players tied

NOTE: Batting Average based on a minimum of 25 at-bats.

PITCHING

WON-LOST

4-1 Hershiser, Dodgers
3-0 Browning, Reds
3-0 McGaffigan, Expos
3-1 D. Jackson, Reds
3-1 J. Robinson, Pirates

ERA


0.00 Rawley, Phillies
1.13 Youmans, Expos
1.53 K. Gross, Phillies
1.82 Belcher, Dodgers
2.01 Leary, Dodgers

SAVES

5 Gott, Pirates
4 Franco, Reds
4 Worrell, Cardinals
3 four pitchers tied

NOTE: Earned Run Average based on a minimum of 15.0 innings.

Roger Craig and Brett Butler



1988

NATIONAL LEAGUE AWARDS

| AWARD | RECIPIENT | SELECTED BY |
|---|----------------|-------------------|
| ML Executive of the Year | Fred Claire | UPI |
| ML Manager of the Year | Tommy Lasorda | AP |
| NL Manager of the Year | Tommy Lasorda | BBWAA, TSN, UPI |
| Most Valuable Player | Kirk Gibson | BBWAA |
| Player of the Year | Andy Van Slyke | TSN |
| Cy Young Award | Orel Hershiser | TSN |
| Pitcher of the Year | Orel Hershiser | TSN |
| Fireman of the Year | John Franco | TSN |
| Jackie Robinson Rookie of the Year | Chris Sabo | BBWAA |
| Rookie Pitcher of the Year | Tim Belcher | TSN |
| NL Comeback of the Year | Tim Leary | UPI, TSN |
| World Series MVP | Orel Hershiser | MLB and Chevrolet |
| NL Championship Series MVP | Orel Hershiser | MLB and Chevrolet |
| All-Star Game Top Vote-Getter | Ozzie Smith | MLB |
| Danny Thompson Award | Gary Carter | Baseball Chapel |
| Roberto Clemente Award | Dale Murphy | MLB |

NATIONAL LEAGUE ALL-STAR TEAMS

| NATIONAL LEAGUE | | GOLD GLOVE | |
|-----------------|-------------------|------------|--------------------|
| 1B | Will Clark | TSN, UPI | (Rawlings) |
| 2B | Ryne Sandberg | TSN | C Benito Santiago |
| | Steve Sax | UPI | 1B Keith Hernandez |
| 3B | Bobby Bonilla | TSN, UPI | 2B Ryne Sandberg |
| SS | Barry Larkin | TSN | SS Ozzie Smith |
| | Ozzie Smith | UPI | 3B Tim Wallach |
| OF | Kirk Gibson | UPI | OF Andre Dawson |
| | Darryl Strawberry | TSN, UPI | Eric Davis |
| | Andy Van Slyke | TSN, UPI | Andy Van Slyke |
| | Kevin McReynolds | TSN | P Orel Hershiser |
| C | Mike LaValliere | TSN | |
| | Benito Santiago | UPI | |
| LHP | Danny Jackson | TSN, UPI | |
| RHP | Orel Hershiser | TSN, UPI | |
| RP | John Franco | UPI | |

| ROOKIE | | MAJOR LEAGUE | |
|--------|-----------------|--------------|----------------------|
| 1B | Mark Grace | Topps, BD | (Associated Press) |
| 2B | Ron Gant | Topps, BD | 1B Will Clark |
| 3B | Chris Sabo | Topps, BD | 2B Ryne Sandberg |
| C | Damon Berryhill | Topps, BD | C Benito Santiago |
| RHP | Tim Belcher | Topps | RHP Orel Hershiser |
| SP | Tim Belcher | BD | |
| RP | Bryan Harvey | BD | |
| | Jeff Montgomery | BD | |

KEY

| | |
|-------|--|
| BBWAA | Baseball Writer's Association of America |
| TSN | The Sporting News |
| AP | Associated Press |
| UPI | United Press International |
| Topps | Topps Chewing Gum |
| BD | Baseball Digest |
| MLB | Major League Baseball |

National League



ATLANTA BRAVES

WESTERN DIVISION

MAILING ADDRESS: P.O. Box 4064, Atlanta, Georgia 30302

TELEPHONE: (404) 522-7630

GAMES AT: Atlanta-Fulton County Stadium (Capacity - 52,001)

FIELD DIMENSIONS LEFT TO RIGHT: 330 - 402 - 330

GENERAL MANAGER: Bobby Cox

FIELD MANAGER: Russ Nixon

YEARS WITH CLUB, RECORD: One Year, 42-79

1988 RECORD AND FINISH: 54-106, 6th West

PR DIRECTOR: Jim Schultz

PRIVATE OFFICE NUMBER: (404) 522-2724

TRAVELING SECRETARY: Bill Acree

HOTEL IN SAN FRANCISCO: Ramada Renaissance

HOTEL PHONE NUMBER: (415) 392-8000

GIANTS HOTEL IN ATLANTA: Marriott Marquis

HOTEL PHONE NUMBER: (404) 521-0000

1988 SERIES SCORES SAN FRANCISCO WON SERIES, 13-5

| DATE | SITE | W-L | SCORE | DATE | SITE | W-L | SCORE | DATE | SITE | W-L | SCORE |
|------|------|-----|-------|--------|------|-----|----------|------|------|-----|---------|
| 6/7 | S.F. | W | 5-0 | 7/29 | S.F. | W | 5-3 | 8/7 | Atl. | W | 14-4 |
| 6/8 | S.F. | L | 4-5 | 7/30 | S.F. | W | 2-1 | 8/8 | Atl. | W | 5-2 |
| 6/9 | S.F. | W | 6-4 | 7/31-1 | S.F. | W | 4-2 | 9/7 | S.F. | L | 1-4 |
| 6/27 | Atl. | W | 10-9 | 7/31-2 | S.F. | W | 3-2 (10) | 9/8 | S.F. | W | 3-2 |
| 6/28 | Atl. | W | 13-7 | 8/5 | Atl. | L | 5-8 | 9/19 | Atl. | L | 3-4(10) |
| 6/29 | Atl. | W | 7-2 | 8/6 | Atl. | L | 2-7 | 9/20 | Atl. | W | 7-4 |

GIANTS VS. BRAVES

— 1988 —

BRAVES VS. GIANTS

| PLAYER | AVG. | AB | H | HR | RBI |
|------------|------|-----|-----|----|-----|
| Aldrete | .311 | 61 | 19 | 0 | 11 |
| Brenly | .267 | 30 | 8 | 2 | 10 |
| Butler | .429 | 63 | 27 | 2 | 12 |
| Clark | .333 | 66 | 22 | 2 | 12 |
| Garner | .000 | 1 | 0 | 0 | 0 |
| Maldonado | .291 | 55 | 16 | 0 | 7 |
| Manwaring | .412 | 17 | 7 | 1 | 5 |
| Melendez | .000 | 3 | 0 | 0 | 0 |
| Melvin | .143 | 21 | 3 | 0 | 0 |
| Mitchell | .323 | 62 | 20 | 2 | 13 |
| Nixon | .364 | 11 | 4 | 0 | 0 |
| Perezchica | .250 | 4 | 1 | 0 | 1 |
| Riles | .276 | 29 | 8 | 0 | 2 |
| Speier | .083 | 12 | 1 | 0 | 0 |
| Spilman | .375 | 8 | 3 | 1 | 1 |
| Thompson | .220 | 50 | 11 | 0 | 6 |
| Uribe | .302 | 43 | 13 | 0 | 7 |
| Williams | .286 | 14 | 4 | 1 | 1 |
| Youngblood | .316 | 19 | 6 | 0 | 2 |
| GIANTS | .304 | 569 | 173 | 11 | 90 |

| PLAYER | AVG. | AB | H | HR | RBI |
|-----------|------|-----|-----|----|-----|
| Benedict | .292 | 24 | 7 | 0 | 1 |
| Blauser | .091 | 11 | 1 | 0 | 1 |
| Blocker | .175 | 40 | 7 | 0 | 0 |
| Davis | .000 | 1 | 0 | 0 | 0 |
| Gant | .373 | 67 | 25 | 3 | 12 |
| Gregg | .000 | 1 | 0 | 0 | 0 |
| Griffey | .267 | 15 | 4 | 0 | 0 |
| Hall | .154 | 13 | 2 | 0 | 1 |
| James | .209 | 43 | 9 | 0 | 1 |
| Lemke | .375 | 8 | 3 | 0 | 1 |
| Morrison | .000 | 14 | 0 | 0 | 0 |
| Murphy | .254 | 67 | 17 | 3 | 12 |
| Oberkfell | .250 | 48 | 12 | 0 | 5 |
| Perry | .276 | 58 | 16 | 0 | 9 |
| Roenicke | .000 | 5 | 0 | 0 | 0 |
| Royster | .111 | 9 | 1 | 0 | 0 |
| Runge | .333 | 3 | 1 | 0 | 0 |
| Simmons | .250 | 16 | 4 | 0 | 1 |
| Smith | .308 | 26 | 8 | 1 | 3 |
| Thomas | .303 | 66 | 20 | 3 | 12 |
| Virgil | .220 | 41 | 9 | 0 | 3 |
| BRAVES | .253 | 576 | 146 | 10 | 62 |

| PITCHER | W-L-S | ERA | G | IP | ER |
|------------|--------|------|----|-------|----|
| Bockus | 1-0-0 | 3.86 | 2 | 2.1 | 1 |
| Brantley | 0-1-0 | 7.45 | 4 | 9.2 | 8 |
| Cook | 0-0-0 | 4.50 | 1 | 4.0 | 2 |
| Davis | 1-0-0 | 0.00 | 4 | 7.2 | 0 |
| Downs | 3-0-0 | 2.74 | 3 | 23.0 | 7 |
| Garrelts | 1-0-5 | 2.00 | 8 | 9.0 | 2 |
| Hammaker | 1-1-0 | 6.23 | 2 | 8.2 | 6 |
| Krukow | 0-0-0 | 5.68 | 1 | 6.1 | 4 |
| LaCoss | 1-0-0 | 5.40 | 1 | 6.2 | 4 |
| Lefferts | 0-1-2 | 2.81 | 9 | 16.0 | 5 |
| Mulholland | 0-0-0 | 3.60 | 1 | 5.0 | 2 |
| Price | 0-1-0 | 2.00 | 5 | 9.0 | 2 |
| Reuschel | 2-0-0 | 5.19 | 3 | 17.1 | 10 |
| Robinson | 2-1-0 | 3.38 | 6 | 26.2 | 10 |
| Samuels | 1-0-0 | 2.45 | 2 | 3.2 | 1 |
| Wilson | 0-0-0 | 1.42 | 1 | 6.1 | 1 |
| GIANTS | 13-5-7 | 3.63 | 53 | 161.1 | 65 |

| PITCHER | W-L-S | ERA | G | IP | ER |
|-------------|--------|-------|----|-------|----|
| Acker | 0-0-0 | 9.00 | 1 | 2.0 | 2 |
| Alvarez | 2-1-1 | 2.89 | 9 | 18.2 | 6 |
| Assenmacher | 0-1-0 | 6.43 | 7 | 7.0 | 5 |
| Blankenship | 0-1-0 | 7.36 | 1 | 3.2 | 3 |
| Boever | 0-0-1 | 0.00 | 7 | 9.0 | 0 |
| Cary | 0-0-0 | 13.50 | 1 | 0.2 | 1 |
| Coffman | 0-0-0 | 9.45 | 3 | 6.2 | 7 |
| Eicheiberg | 0-0-0 | 2.25 | 2 | 4.0 | 1 |
| Glavine | 1-1-0 | 4.91 | 2 | 11.0 | 6 |
| Jimenez | 0-1-0 | 5.87 | 3 | 15.1 | 10 |
| Mahler | 1-3-0 | 5.40 | 5 | 33.1 | 20 |
| Morrison | 0-0-0 | 0.00 | 1 | 2.1 | 0 |
| Olwine | 0-0-0 | 11.57 | 2 | 2.1 | 3 |
| Puleo | 0-1-0 | 8.22 | 5 | 7.2 | 7 |
| Smith,P | 1-2-0 | 3.80 | 4 | 21.1 | 9 |
| Smith,Z | 0-1-0 | 6.75 | 1 | 4.0 | 3 |
| Smoltz | 0-1-0 | 8.22 | 2 | 7.2 | 7 |
| Sutter | 0-0-1 | 0.00 | 1 | 1.0 | 0 |
| BRAVES | 5-13-3 | 5.14 | 57 | 157.2 | 90 |

CHICAGO CUBS

EASTERN DIVISION

MAILING ADDRESS: 1060 W. Addison, Chicago, Illinois 60613

TELEPHONE: (312) 281-5050

GAMES AT: Wrigley Field (Capacity - 39,012)

FIELD DIMENSIONS LEFT TO RIGHT: 355 - 400 - 353

GENERAL MANAGER: Jim Frey

FIELD MANAGER: Don Zimmer

YEARS WITH CLUB, RECORD: One Year, 77-85

1988 RECORD AND FINISH: 77-85, 4th East

MEDIA RELATIONS DIRECTOR: Ned Colletti

PRIVATE OFFICE NUMBER: (312) 281-9352

ASSISTANT MEDIA RELATIONS DIRECTOR: Sharon Pannozzo

TRAVELING SECRETARY: Peter Durso

HOTEL IN SAN FRANCISCO: San Francisco Hilton

HOTEL PHONE NUMBER: (415) 771-1400

GIANTS HOTEL IN CHICAGO: Westin

HOTEL PHONE NUMBER: (312) 943-7200

1988 SERIES SCORES

SAN FRANCISCO WON SERIES, 7-5

| DATE | SITE | W-L | SCORE | DATE | SITE | W-L | SCORE | DATE | SITE | W-L | SCORE |
|------|------|-----|----------|------|------|-----|-------|------|------|-----|-------|
| 4/29 | SF | W | 4-3 | 5/7 | Chi | W | 2-1 | 7/6 | SF | W | 2-0 |
| 4/30 | SF | L | 1-2 (13) | 5/8 | Chi | L | 7-13 | 7/18 | Chi | L | 3-8 |
| 5/1 | SF | W | 7-6 | 7/4 | SF | L | 2-3 | 7/19 | Chi | W | 3-1 |
| 5/6 | Chi | L | 2-3 | 7/5 | SF | W | 9-0 | 7/20 | Chi | W | 12-2 |

GIANTS VS. CUBS

— 1988—

CUBS VS. GIANTS

| PLAYER | AVG. | AB | H | HR | RBI |
|------------|------|-----|----|----|-----|
| Aldrete | .194 | 31 | 6 | 0 | 7 |
| Brenly | .259 | 27 | 7 | 2 | 4 |
| Butler | .308 | 39 | 12 | 0 | 5 |
| Clark | .278 | 36 | 10 | 1 | 6 |
| Leonard | .136 | 22 | 3 | 0 | 1 |
| Maldonado | .219 | 32 | 7 | 2 | 9 |
| Melvin | .150 | 20 | 3 | 1 | 1 |
| Mitchell | .324 | 37 | 12 | 1 | 6 |
| Nixon | .538 | 13 | 7 | 0 | 4 |
| Riles | .250 | 8 | 2 | 0 | 1 |
| Speier | .250 | 4 | 1 | 0 | 0 |
| Spillman | .250 | 4 | 1 | 0 | 0 |
| Thompson | .184 | 49 | 9 | 0 | 2 |
| Uribe | .283 | 46 | 13 | 1 | 2 |
| Youngblood | .167 | 6 | 1 | 0 | 0 |
| GIANTS | .251 | 374 | 94 | 8 | 48 |

| PLAYER | AVG. | AB | H | HR | RBI |
|-----------|------|-----|----|----|-----|
| Berryhill | .167 | 12 | 2 | 0 | 1 |
| Davis | .333 | 12 | 4 | 0 | 1 |
| Dawson | .293 | 41 | 12 | 2 | 5 |
| Dunston | .152 | 46 | 7 | 0 | 3 |
| Durham | .250 | 4 | 1 | 0 | 0 |
| Grace | .310 | 29 | 9 | 0 | 1 |
| Jackson | .000 | 10 | 0 | 0 | 0 |
| Law | .387 | 31 | 12 | 1 | 12 |
| Martinez | .179 | 28 | 5 | 1 | 3 |
| Mumphrey | .286 | 7 | 2 | 0 | 1 |
| Palmeiro | .224 | 49 | 11 | 1 | 3 |
| Roomes | .000 | 1 | 0 | 0 | 0 |
| Salazar | .000 | 1 | 0 | 0 | 0 |
| Sandberg | .356 | 45 | 16 | 1 | 2 |
| Sundberg | .091 | 11 | 1 | 1 | 3 |
| Trillo | .250 | 28 | 7 | 0 | 1 |
| Varsho | .167 | 6 | 1 | 0 | 0 |
| Webster | .308 | 13 | 4 | 0 | 2 |
| CUBS | .251 | 374 | 94 | 7 | 38 |

| PITCHER | W-L-S | ERA | G | IP | ER |
|------------|-------|------|----|-------|----|
| Bockus | 0-0-0 | 0.00 | 1 | 0.2 | 0 |
| Downs | 1-0-0 | 2.57 | 1 | 7.0 | 2 |
| Garrelts | 0-1-2 | 9.00 | 8 | 7.0 | 7 |
| Hammaker | 1-1-1 | 2.16 | 5 | 8.1 | 2 |
| Krukow | 0-0-0 | 6.75 | 1 | 4.0 | 3 |
| LaCoss | 0-1-0 | 1.50 | 2 | 12.0 | 2 |
| Lefferts | 0-1-0 | 3.18 | 5 | 5.2 | 2 |
| Mulholland | 1-0-0 | 4.91 | 2 | 11.0 | 6 |
| Price | 0-1-0 | 6.75 | 2 | 5.1 | 4 |
| Reuschel | 4-0-0 | 0.89 | 4 | 30.1 | 3 |
| Robinson | 0-0-2 | 2.30 | 5 | 15.2 | 4 |
| Samuels | 0-0-0 | 0.00 | 1 | 2.0 | 0 |
| GIANTS | 7-5-5 | 2.89 | 37 | 109.0 | 35 |

| PITCHER | W-L-S | ERA | G | IP | ER |
|-----------|-------|-------|----|-------|----|
| Bielecki | 0-0-0 | 5.40 | 1 | 1.2 | 1 |
| Capel | 1-0-0 | 6.75 | 2 | 2.2 | 2 |
| DiPino | 0-0-0 | 4.05 | 6 | 6.2 | 3 |
| Gossage | 0-0-2 | 3.00 | 3 | 3.0 | 1 |
| Hall | 0-0-0 | 5.400 | 1 | 0.1 | 2 |
| Lancaster | 1-0-0 | 8.53 | 4 | 6.1 | 6 |
| Landrum | 0-0-0 | 4.50 | 1 | 2.0 | 1 |
| Maddux | 2-2-0 | 3.95 | 4 | 27.1 | 12 |
| Moyer | 0-2-0 | 1.93 | 2 | 14.0 | 3 |
| Nipper | 0-0-0 | 2.08 | 2 | 13.0 | 3 |
| Perry | 1-0-0 | 3.00 | 3 | 3.0 | 1 |
| Schiraldi | 0-1-0 | 5.73 | 2 | 11.0 | 7 |
| Sutcliffe | 0-2-0 | 3.71 | 2 | 17.0 | 7 |
| CUBS | 5-7-2 | 4.08 | 33 | 108.0 | 49 |

CINCINNATI REDS

WESTERN DIVISION

MAILING ADDRESS: 100 Riverfront Stadium, Cincinnati, Ohio 45202

TELEPHONE: (513) 421-4510

GAMES AT: Riverfront Stadium (Capacity - 52,392)

FIELD DIMENSIONS LEFT TO RIGHT: 330 - 404 - 330

GENERAL MANAGER: Murray Cook

FIELD MANAGER: Pete Rose

YEARS WITH CLUB, RECORD: Five Years, 365-322

1988 RECORD AND FINISH: 87-74, 2nd West

VICE PRESIDENT AND PR DIRECTOR: Jim Ferguson

DIRECTOR OF INFORMATION/PUBLICATIONS: Jon Braude

PRIVATE OFFICE NUMBER: (513) 421-2990

TRAVELING SECRETARY: Dan Lunetta

HOTEL IN SAN FRANCISCO: Hilton

HOTEL PHONE NUMBER: (415) 771-1400

GIANTS HOTEL IN CINCINNATI: Hyatt-Regency

HOTEL PHONE NUMBER: (513) 579-1234

1988 SERIES SCORES

SAN FRANCISCO LOST SERIES, 7-11

| DATE | SITE | W-L | SCORE | DATE | SITE | W-L | SCORE | DATE | SITE | W-L | SCORE |
|------|------|-----|----------|------|------|-----|----------|------|------|-----|-------|
| 4/11 | S.F. | L | 0-4 | 4/21 | Cin. | L | 6-7 (12) | 6/19 | Cin. | W | 5-3 |
| 4/12 | S.F. | L | 3-4 | 6/10 | S.F. | W | 9-6 | 9/21 | Cin. | L | 1-5 |
| 4/13 | S.F. | W | 5-4 (11) | 6/11 | S.F. | L | 2-7 | 9/22 | Cin. | L | 1-3 |
| 4/18 | Cin. | W | 6-3 (12) | 6/12 | S.F. | L | 6-10 | 9/26 | S.F. | L | 2-5 |
| 4/19 | Cin. | L | 0-8 | 6/17 | Cin. | L | 0-5 | 9/27 | S.F. | W | 6-3 |
| 4/20 | Cin. | W | 5-3 | 6/18 | Cin. | L | 2-3 | 9/28 | S.F. | W | 6-1 |

GIANTS VS. REDS

— 1988 —

REDS VS. GIANTS

| PLAYER | AVG. | AB | H | HR | RBI |
|------------|------|-----|-----|----|-----|
| Aldrete | .366 | 41 | 15 | 0 | 6 |
| Brenly | .263 | 19 | 5 | 0 | 2 |
| Butler | .254 | 67 | 17 | 0 | 2 |
| Clark | .328 | 67 | 22 | 4 | 13 |
| Garner | .000 | 4 | 0 | 0 | 1 |
| Hayes | .000 | 1 | 0 | 0 | 0 |
| Leonard | .231 | 13 | 3 | 0 | 1 |
| Maldonado | .196 | 56 | 11 | 1 | 5 |
| Manwaring | .276 | 29 | 8 | 0 | 2 |
| Melendez | .000 | 2 | 0 | 0 | 0 |
| Melvin | .227 | 22 | 5 | 1 | 3 |
| Mitchell | .180 | 50 | 9 | 2 | 6 |
| Nixon | .000 | 4 | 0 | 0 | 0 |
| Reid | .000 | 1 | 0 | 0 | 0 |
| Riles | .353 | 17 | 6 | 1 | 4 |
| Speier | .259 | 27 | 7 | 0 | 2 |
| Spilman | .000 | 1 | 0 | 0 | 0 |
| Thompson | .333 | 48 | 16 | 0 | 5 |
| Tillman | .250 | 4 | 1 | 1 | 3 |
| Uribe | .241 | 54 | 13 | 0 | 3 |
| Wasinger | .000 | 2 | 0 | 0 | 0 |
| Williams | .050 | 20 | 1 | 1 | 1 |
| Youngblood | .259 | 27 | 7 | 0 | 2 |
| GIANTS | .253 | 576 | 146 | 11 | 61 |

| PLAYER | AVG. | AB | H | HR | RBI |
|------------|------|-----|-----|----|-----|
| Bell | .182 | 11 | 2 | 0 | 2 |
| Brown | .200 | 5 | 1 | 0 | 0 |
| Collins | .188 | 16 | 3 | 0 | 0 |
| Concepcion | .125 | 16 | 2 | 0 | 1 |
| Daniels | .245 | 49 | 12 | 0 | 6 |
| Davis | .212 | 52 | 11 | 0 | 4 |
| Diaz | .333 | 36 | 12 | 0 | 6 |
| Durham | .286 | 7 | 2 | 0 | 0 |
| Esasky | .342 | 38 | 13 | 3 | 8 |
| Garcia | .000 | 3 | 0 | 0 | 0 |
| Griffey | .462 | 13 | 6 | 1 | 3 |
| Harris | .333 | 15 | 5 | 0 | 4 |
| Jones | .200 | 20 | 4 | 0 | 1 |
| Larkin | .303 | 76 | 23 | 3 | 13 |
| McClendon | .125 | 16 | 2 | 0 | 2 |
| McGriff | .429 | 21 | 9 | 1 | 1 |
| Milner | .000 | 4 | 0 | 0 | 0 |
| O'Neill | .230 | 61 | 14 | 1 | 5 |
| Oester | .286 | 7 | 2 | 0 | 0 |
| Quinones | .100 | 10 | 1 | 0 | 1 |
| Reed | .417 | 12 | 5 | 0 | 0 |
| Sabo | .435 | 46 | 20 | 5 | 9 |
| Snider | .429 | 7 | 3 | 1 | 4 |
| Treadway | .163 | 43 | 7 | 0 | 4 |
| Winningham | .000 | 9 | 0 | 0 | 0 |
| REDS | .268 | 593 | 159 | 15 | 74 |

| PITCHER | W-L-S | ERA | G | IP | ER |
|----------|--------|-------|----|-------|----|
| Bockus | 0-0-0 | 6.23 | 3 | 4.1 | 3 |
| Downs | 0-0-0 | 7.90 | 3 | 13.2 | 12 |
| Dravecky | 0-0-0 | 18.00 | 1 | 2.0 | 4 |
| Garrelts | 0-1-0 | 6.43 | 7 | 14.0 | 10 |
| Hammaker | 1-1-1 | 2.88 | 6 | 25.0 | 8 |
| Krukow | 1-0-0 | 3.10 | 3 | 20.1 | 7 |
| LaCoss | 0-1-0 | 6.30 | 2 | 10.0 | 7 |
| Lefferts | 1-1-1 | 1.54 | 7 | 11.2 | 2 |
| Price | 0-1-1 | 4.91 | 7 | 7.1 | 4 |
| Reuschel | 2-2-0 | 3.67 | 4 | 27.0 | 11 |
| Robinson | 2-1-2 | 2.36 | 10 | 26.2 | 7 |
| Samuels | 0-0-0 | 0.00 | 1 | 2.0 | 0 |
| GIANTS | 7-11-5 | 4.12 | 54 | 164.0 | 5 |

| PITCHER | W-L-S | ERA | G | IP | ER |
|------------|--------|------|----|-------|----|
| Armstrong | 1-1-0 | 5.23 | 2 | 10.1 | 6 |
| Birtsas | 0-0-0 | 5.06 | 3 | 5.1 | 3 |
| Brown | 0-0-0 | 0.00 | 1 | 2.0 | 0 |
| Browning | 3-0-0 | 2.91 | 5 | 34.0 | 11 |
| Dibble | 0-0-0 | 0.00 | 2 | 1.1 | 0 |
| Franco | 0-0-4 | 0.00 | 8 | 12.0 | 0 |
| Jackson | 3-1-0 | 3.64 | 4 | 29.2 | 12 |
| Murphy | 0-0-0 | 1.42 | 10 | 12.2 | 2 |
| Perry | 1-2-0 | 5.68 | 4 | 6.1 | 4 |
| Rasmussen | 1-0-0 | 0.00 | 1 | 9.0 | 0 |
| Rijo | 0-1-0 | 5.00 | 4 | 9.0 | 5 |
| Robinson | 1-1-0 | 4.50 | 2 | 8.0 | 4 |
| Sierra | 0-0-0 | 4.50 | 1 | 4.0 | 2 |
| Soto | 1-1-0 | 6.61 | 3 | 16.1 | 12 |
| St. Claire | 0-0-0 | 0.00 | 1 | 1.0 | 0 |
| Williams | 0-0-0 | 1.59 | 7 | 5.2 | 1 |
| REDS | 11-7-4 | 3.35 | 58 | 166.2 | 62 |

HOUSTON ASTROS

WESTERN DIVISION

MAILING ADDRESS: P.O. Box 288, Houston, Texas 77001

TELEPHONE: (713) 799-9500

GAMES AT: Astrodome (Capacity - 45,000)

FIELD DIMENSIONS LEFT TO RIGHT: 330 - 400 - 330

GENERAL MANAGER: Bill Wood

FIELD MANAGER: Art Howe

YEARS WITH CLUB, RECORD: First Year

1988 RECORD AND FINISH: 82-80, 5th West

PR DIRECTOR: Rob Matwick

ASSISTANT PR DIRECTOR: Chuck Pool

PRIVATE OFFICE NUMBER: (713) 799-9596

TRAVELING SECRETARY: Barry Waters

HOTEL IN SAN FRANCISCO: Ramada Renaissance

HOTEL PHONE NUMBER: (415) 392-8000

GIANTS HOTEL IN HOUSTON: Westin Galleria

HOTEL PHONE NUMBER: (713) 960-8100

1988 SERIES SCORES SAN FRANCISCO WON SERIES, 11-7

| DATE | SITE | W-L | SCORE | DATE | SITE | W-L | SCORE | DATE | SITE | W-L | SCORE |
|------|------|-----|-------|------|------|-----|-------|------|------|-----|---------|
| 6/3 | S.F. | L | 4-8 | 8/1 | S.F. | W | 4-1 | 9/9 | S.F. | L | 3-4(12) |
| 6/4 | S.F. | W | 8-2 | 8/2 | S.F. | L | 10-13 | 9/10 | S.F. | W | 3-2 |
| 6/5 | S.F. | W | 9-3 | 8/3 | S.F. | L | 2-3 | 9/11 | S.F. | L | 1-4 |
| 6/24 | Hou. | W | 11-0 | 8/9 | Hou. | L | 2-3 | 9/16 | Hou. | W | 5-4 |
| 6/25 | Hou. | W | 4-1 | 8/10 | Hou. | W | 5-0 | 9/17 | Hou. | W | 4-2 |
| 6/26 | Hou. | L | 0-6 | 8/11 | Hou. | W | 6-0 | 9/18 | Hou. | W | 10-3 |

GIANTS VS. ASTROS

— 1988 —

ASTROS VS. GIANTS

| PLAYER | AVG. | AB | H | HR | RBI |
|------------|-------|-----|-----|----|-----|
| Aldrete | .214 | 42 | 9 | 1 | 6 |
| Brenly | .125 | 8 | 1 | 0 | 0 |
| Butler | .295 | 61 | 18 | 1 | 5 |
| Clark | .361 | 61 | 22 | 6 | 19 |
| Garner | .000 | 3 | 0 | 0 | 0 |
| Hayes | .125 | 8 | 1 | 0 | 0 |
| Leonard | .200 | 10 | 2 | 0 | 2 |
| Maldonado | .258 | 66 | 17 | 0 | 10 |
| Manwaring | .214 | 28 | 6 | 0 | 2 |
| Melendez | .333 | 3 | 1 | 0 | 0 |
| Melvin | .303 | 33 | 10 | 0 | 1 |
| Mitchell | .229 | 35 | 8 | 2 | 5 |
| Nixon | .571 | 7 | 4 | 0 | 0 |
| Perezchica | .000 | 3 | 0 | 0 | 0 |
| Riles | .296 | 27 | 8 | 0 | 7 |
| Speier | .238 | 21 | 5 | 0 | 1 |
| Spilman | 1.000 | 2 | 2 | 0 | 1 |
| Thompson | .273 | 55 | 15 | 2 | 5 |
| Uribe | .300 | 50 | 15 | 1 | 8 |
| Williams | .154 | 26 | 4 | 2 | 8 |
| Youngblood | .211 | 19 | 4 | 0 | 3 |
| GIANTS | .268 | 568 | 152 | 15 | 83 |

| PITCHER | W-L-S | ERA | G | IP | ER |
|----------|--------|-------|----|-------|----|
| Bockus | 0-0-0 | 10.38 | 3 | 4.1 | 5 |
| Davis | 0-1-0 | 18.00 | 2 | 3.0 | 6 |
| Downs | 1-1-0 | 1.59 | 2 | 17.0 | 3 |
| Garrelts | 0-3-0 | 3.95 | 5 | 13.2 | 6 |
| Hammaker | 3-1-0 | 0.87 | 5 | 31.0 | 3 |
| Krukow | 1-0-0 | 2.35 | 2 | 15.1 | 4 |
| LaCoss | 1-1-0 | 7.36 | 2 | 7.1 | 6 |
| Lefferts | 1-0-2 | 2.70 | 4 | 6.2 | 2 |
| Price | 0-0-1 | 0.82 | 3 | 11-0 | 1 |
| Reuschel | 2-0-0 | 3.60 | 4 | 25.0 | 10 |
| Robinson | 2-0-0 | 0.54 | 3 | 16.2 | 1 |
| Samuels | 0-0-0 | 4.50 | 2 | 2.0 | 1 |
| Sorensen | 0-0-1 | 13.50 | 3 | 3.1 | 5 |
| Wilson | 0-0-0 | 2.70 | 1 | 6.2 | 2 |
| GIANTS | 11-7-4 | 3.04 | 41 | 163.0 | 55 |

| PLAYER | AVG. | AB | H | HR | RBI |
|-----------|------|-----|-----|----|-----|
| Ashby | .280 | 25 | 7 | 0 | 3 |
| Bass | .155 | 58 | 9 | 0 | 4 |
| Bell | .250 | 40 | 10 | 3 | 5 |
| Biggio | .300 | 10 | 3 | 1 | 2 |
| Caminiti | .158 | 19 | 3 | 0 | 3 |
| Candaele | .333 | 3 | 1 | 0 | 0 |
| Davis | .150 | 60 | 9 | 1 | 7 |
| Doran | .224 | 67 | 15 | 1 | 9 |
| Drew | .200 | 10 | 2 | 0 | 1 |
| Fishel | .000 | 1 | 0 | 0 | 0 |
| Hatcher | .220 | 50 | 11 | 1 | 5 |
| Henderson | .250 | 4 | 1 | 0 | 0 |
| Jackson | .000 | 2 | 0 | 0 | 0 |
| Meadows | .000 | 3 | 0 | 0 | 0 |
| Pankovits | .125 | 8 | 1 | 0 | 0 |
| Puhl | .414 | 29 | 12 | 0 | 2 |
| Ramirez | .338 | 65 | 22 | 2 | 7 |
| Reynolds | .250 | 8 | 2 | 0 | 1 |
| Trevino | .087 | 23 | 2 | 0 | 0 |
| Walling | .222 | 9 | 2 | 1 | 1 |
| Young | .234 | 64 | 15 | 0 | 4 |
| ASTROS | .228 | 558 | 127 | 10 | 54 |

| PITCHER | W-L-S | ERA | G | IP | ER |
|-----------|--------|-------|----|-------|----|
| Agosto | 1-1-0 | 3.86 | 9 | 11.2 | 5 |
| Andersen | 0-0-0 | 4.76 | 10 | 11.1 | 6 |
| Andujar | 0-0-0 | 1.80 | 1 | 5.0 | 1 |
| Childress | 0-0-0 | 10.38 | 2 | 4.1 | 5 |
| Darwin | 2-1-0 | 3.71 | 5 | 17.0 | 7 |
| Deshaiies | 2-3-0 | 2.70 | 5 | 33.1 | 10 |
| Forsch | 0-0-0 | 1.50 | 1 | 6.0 | 1 |
| Heathcock | 0-0-0 | 7.36 | 3 | 7.1 | 6 |
| Knepper | 0-1-0 | 6.23 | 3 | 13.0 | 9 |
| Meads | 0-0-0 | 5.40 | 3 | 1.2 | 1 |
| Meyer | 0-0-0 | 0.00 | 1 | 1.0 | 0 |
| Ryan | 0-4-0 | 7.99 | 4 | 23.2 | 21 |
| Scott | 1-1-0 | 4.82 | 3 | 18.2 | 10 |
| Smith | 1-0-3 | 1.29 | 6 | 7.0 | 1 |
| ASTROS | 7-11-3 | 4.64 | 56 | 161.0 | 83 |

LOS ANGELES DODGERS

WESTERN DIVISION

MAILING ADDRESS: 1000 Elysian Park Avenue, Los Angeles, California 90012

TELEPHONE: (213) 224-1500

GAMES AT: Dodger Stadium (Capacity - 56,000)

FIELD DIMENSIONS LEFT TO RIGHT: 330 - 400 - 330

GENERAL MANAGER: Fred Claire

FIELD MANAGER: Tom Lasorda

YEARS WITH CLUB, RECORD: 12 Years, 1020-872

1988 RECORD AND FINISH: 94-67, 1st West, World Champions

PUBLICITY DIRECTOR: Mike Williams

ASSISTANT PUBLICITY DIRECTOR: Jay Lucas

PRIVATE OFFICE NUMBER: (213) 224-1331

TRAVELING SECRETARY: Bill DeLury

HOTEL IN SAN FRANCISCO: Hilton

HOTEL PHONE NUMBER: (415) 771-1400

GIANTS HOTEL IN LOS ANGELES: L. A. Downtown Hilton (First Trip Only), Hyatt Regency—
Broadway Plaza

HOTEL PHONE NUMBER: (213) 629-4321 (Hilton), (213) 683-1234 (Hyatt)

1988 SERIES SCORES

SAN FRANCISCO LOST SERIES, 6-12

| DATE | SITE | W-L | SCORE | DATE | SITE | W-L | SCORE | DATE | SITE | W-L | SCORE |
|--------|------|-----|-------|--------|------|-----|----------|------|------|-----|-------|
| 4/4 | L A | W | 5-1 | 7/26-2 | S F | L | 5-6 (11) | 9/23 | S F | L | 0-3 |
| 4/5 | L A | L | 0-5 | 7/27 | S F | W | 2-1 (10) | 9/24 | S F | L | 3-7 |
| 4/23 | S F | L | 3-10 | 8/12 | L A | L | 3-7 | 9/25 | S F | W | 2-0 |
| 4/24 | S F | L | 0-4 | 8/13 | L A | L | 1-2 (11) | 9/30 | L A | L | 4-6 |
| 7/25 | S F | W | 3-1 | 8/14 | L A | W | 15-4 | 10/1 | L A | L | 1-2 |
| 7/26-1 | S F | L | 3-7 | 8/15 | L A | L | 0-1 | 10/2 | L A | W | 1-0 |

GIANTS VS. DODGERS

— 1988 —

DODGERS VS. GIANTS

| PLAYER | AVG. | AB | H | HR | RBI | PLAYER | AVG. | AB | H | HR | RBI |
|------------|------|-----|-----|----|-----|------------|------|-----|-----|----|-----|
| Alcrite | .200 | 50 | 10 | 0 | 5 | Anderson | .174 | 23 | 4 | 0 | 0 |
| Brenly | .125 | 16 | 2 | 0 | 1 | Davis | .034 | 29 | 1 | 0 | 0 |
| Butler | .233 | 60 | 14 | 1 | 5 | Dempsey | .318 | 22 | 7 | 1 | 4 |
| Clark | .215 | 65 | 14 | 1 | 5 | Devereaux | .091 | 11 | 1 | 0 | 0 |
| Garner | .500 | 2 | 1 | 0 | 0 | Gibson | .200 | 45 | 9 | 0 | 2 |
| Hayes | .000 | 2 | 0 | 0 | 0 | Gonzalez | .000 | 3 | 0 | 0 | 0 |
| Leonard | .000 | 6 | 0 | 0 | 0 | Griffin | .184 | 49 | 9 | 0 | 7 |
| Maldonado | .283 | 46 | 13 | 1 | 4 | Guerrero | .333 | 24 | 8 | 1 | 2 |
| Manwaring | .143 | 7 | 1 | 0 | 0 | Gwynn | .333 | 3 | 1 | 0 | 0 |
| Meiendez | .200 | 5 | 1 | 0 | 0 | Hamilton | .194 | 31 | 6 | 1 | 3 |
| Mevin | .295 | 44 | 13 | 1 | 5 | Hatcher | .276 | 29 | 8 | 1 | 6 |
| Mitchell | .241 | 58 | 14 | 3 | 6 | Heep | .286 | 14 | 4 | 0 | 0 |
| Nixon | .400 | 10 | 4 | 0 | 2 | Marshall | .196 | 56 | 11 | 1 | 10 |
| Perezchica | .000 | 1 | 0 | 0 | 0 | Reyes | .000 | 2 | 0 | 0 | 0 |
| Riles | .240 | 25 | 6 | 0 | 2 | Sax | .333 | 60 | 20 | 1 | 11 |
| Speier | .214 | 14 | 3 | 1 | 2 | Scioscia | .372 | 43 | 16 | 0 | 6 |
| Spilman | .000 | 4 | 0 | 0 | 0 | Sharperson | .286 | 7 | 2 | 0 | 2 |
| Thompson | .217 | 46 | 10 | 0 | 1 | Shelby | .200 | 55 | 11 | 0 | 3 |
| Uribe | .250 | 60 | 15 | 0 | 1 | Stubbs | .200 | 20 | 4 | 1 | 2 |
| Williams | .344 | 32 | 11 | 2 | 4 | Woodson | .160 | 25 | 4 | 0 | 2 |
| Youngblood | .182 | 11 | 2 | 0 | 3 | | | | | | |
| GIANTS | .238 | 564 | 134 | 10 | 46 | DODGERS | .229 | 551 | 126 | 7 | 60 |

| PITCHER | W-L-S | ERA | G | IP | ER | PITCHER | W-L-S | ERA | G | IP | ER |
|------------|--------|------|----|-------|----|------------|--------|------|----|-------|----|
| Bockus | 0-0-0 | .000 | 1 | 0.2 | 0 | Belcher | 2-1-0 | 1.82 | 6 | 29.2 | 6 |
| Brantley | 0-0-1 | 1.80 | 2 | 5.0 | 1 | Crews | 0-0-0 | 8.31 | 3 | 4.1 | 4 |
| Cook | 1-1-0 | 3.55 | 2 | 12.2 | 5 | Havens | 0-0-0 | .000 | 1 | 1.0 | 0 |
| Davis | 0-0-0 | 3.38 | 2 | 2.2 | 1 | Hershiser | 4-1-0 | 2.16 | 5 | 33.1 | 8 |
| Downs | 2-1-0 | 1.64 | 3 | 22.0 | 4 | Hillegas | 0-0-0 | 6.75 | 1 | 4.0 | 3 |
| Dravecky | 1-0-0 | 1.00 | 1 | 9.0 | 1 | Holton | 2-0-0 | 1.17 | 3 | 7.2 | 1 |
| Garrelts | 0-1-0 | 4.35 | 8 | 10.1 | 5 | Horton | 1-0-0 | .000 | 2 | 3.0 | 0 |
| Hammaker | 0-1-0 | 3.78 | 3 | 16.2 | 7 | Howell | 0-0-2 | 1.35 | 6 | 6.2 | 1 |
| Krukow | 0-1-0 | 4.38 | 2 | 12.1 | 6 | Leary | 1-2-0 | 2.01 | 3 | 22.1 | 5 |
| LaCoss | 0-1-0 | 5.40 | 1 | 6.2 | 3 | Martinez | 0-0-0 | 1.04 | 2 | 8.2 | 1 |
| Lefterts | 0-0-0 | 4.05 | 6 | 6.2 | 3 | Orosco | 0-0-2 | .000 | 8 | 7.0 | 0 |
| Mulholland | 0-1-0 | 2.70 | 5 | 6.2 | 2 | Pena | 1-0-2 | 2.70 | 5 | 6.2 | 2 |
| Price | 1-1-0 | 2.70 | 5 | 6.2 | 2 | Tudor | 0-0-0 | 6.75 | 2 | 5.1 | 4 |
| Reuschel | 0-2-0 | 4.61 | 2 | 13.2 | 7 | Valenzuela | 1-2-1 | 2.55 | 4 | 24.2 | 7 |
| Robinson | 1-1-0 | 2.38 | 4 | 22.2 | 6 | | | | | | |
| Samuels | 0-0-0 | .000 | 1 | 1.0 | 0 | DODGERS | 12-6-7 | 2.30 | 51 | 164.1 | 42 |
| Sorensen | 0-0-0 | 3.86 | 1 | 2.1 | 1 | | | | | | |
| Wilson | 0-1-0 | 6.23 | 1 | 4.1 | 3 | | | | | | |
| GIANTS | 6-12-1 | 3.28 | 46 | 161.2 | 59 | | | | | | |

MONTREAL EXPOS

EASTERN DIVISION

MAILING ADDRESS:

P.O. Box 500, Station "M", Montreal, Quebec, H1V 3P2 Canada

TELEPHONE: (514) 253-3434

GAMES AT: Olympic Stadium (Capacity - 59,893)

FIELD DIMENSIONS LEFT TO RIGHT: 325 - 404 - 325

GENERAL MANAGER: David Dombrowski

FIELD MANAGER: Bob "Buck" Rodgers

YEARS WITH CLUB, RECORD: Four Years, 334-312

1988 RECORD AND FINISH: 81-81, 3rd East

PUBLICIST: Richard Griffin

PUBLICIST: Monique Giroux

PRIVATE OFFICE NUMBER: (514) 253-3263

TRAVELING SECRETARY: Eric Ostling

HOTEL IN SAN FRANCISCO: Ramada Renaissance

HOTEL PHONE NUMBER: (415) 392-8000

GIANTS HOTEL IN MONTREAL: Le Centre Sheraton

HOTEL PHONE NUMBER: (514) 878-2000

1988 SERIES SCORES SAN FRANCISCO LOST SERIES, 5-7

| DATE | SITE | W-L | SCORE | DATE | SITE | W-L | SCORE | DATE | SITE | W-L | SCORE |
|------|------|-----|-------|------|------|-----|----------|------|------|-----|----------|
| 5/20 | S.F. | W | 11-2 | 5/31 | Mon. | W | 9-2 | 8/24 | S.F. | L | 5-7 |
| 5/21 | S.F. | L | 0-6 | 6/1 | Mon. | W | 2-1 | 9/2 | Mon. | L | 0-10 |
| 5/22 | S.F. | W | 7-2 | 8/22 | S.F. | W | 3-2 | 9/3 | Mon. | L | 4-6 (13) |
| 5/30 | Mon. | L | 2-3 | 8/23 | S.F. | L | 1-2 (13) | 9/4 | Mon. | L | 2-3 |

GIANTS VS. EXPOS

— 1988 —

EXPOS VS. GIANTS

| PLAYER | AVG. | AB | H | HR | RBI | PLAYER | AVG. | AB | H | HR | RBI |
|------------|------|-----|----|----|-----|------------|------|-----|-----|----|-----|
| Aldrete | .250 | 24 | 6 | 0 | 2 | Brooks | .275 | 40 | 11 | 1 | 4 |
| Brenly | .000 | 5 | 0 | 0 | 0 | Candaele | .000 | 4 | 0 | 0 | 0 |
| Butler | .233 | 43 | 10 | 0 | 1 | Engle | .000 | 2 | 0 | 0 | 0 |
| Clark | .238 | 42 | 10 | 4 | 8 | Fitzgerald | .600 | 5 | 3 | 0 | 0 |
| Garner | .000 | 1 | 0 | 0 | 0 | Foley | .212 | 33 | 7 | 1 | 2 |
| Leonard | .435 | 23 | 10 | 1 | 6 | Galarraga | .319 | 47 | 15 | 4 | 11 |
| Maldonado | .310 | 29 | 9 | 2 | 5 | Hudler | .400 | 15 | 6 | 1 | 3 |
| Manwaring | .200 | 10 | 2 | 0 | 1 | Huson | .000 | 1 | 0 | 0 | 0 |
| Melendez | .333 | 6 | 2 | 0 | 3 | Johnson | .250 | 4 | 1 | 0 | 0 |
| Melvin | .192 | 26 | 5 | 1 | 4 | Jones | .333 | 15 | 5 | 0 | 1 |
| Mitchell | .125 | 40 | 5 | 0 | 0 | Martinez | .350 | 20 | 7 | 0 | 0 |
| Nixon | .000 | 4 | 0 | 0 | 0 | Nettles | .077 | 13 | 1 | 0 | 1 |
| Riles | .316 | 19 | 6 | 1 | 4 | Nixon | .385 | 13 | 5 | 0 | 2 |
| Speier | .174 | 23 | 4 | 1 | 4 | Paredes | .125 | 8 | 1 | 0 | 0 |
| Spilman | .000 | 1 | 0 | 0 | 0 | Raines | .378 | 37 | 14 | 1 | 7 |
| Thompson | .250 | 28 | 7 | 1 | 4 | Reed | .222 | 9 | 2 | 0 | 2 |
| Uribe | .250 | 32 | 8 | 1 | 2 | Rivera | .267 | 30 | 8 | 1 | 2 |
| Williams | .167 | 18 | 3 | 0 | 1 | Santovenia | .306 | 36 | 11 | 2 | 6 |
| Youngblood | .125 | 8 | 1 | 0 | 0 | Wallach | .159 | 44 | 7 | 0 | 3 |
| GIANTS | .230 | 382 | 88 | 12 | 45 | Webster | .235 | 17 | 4 | 0 | 0 |
| | | | | | | Winningham | .000 | 6 | 0 | 0 | 0 |
| | | | | | | EXPOS | .271 | 399 | 108 | 11 | 44 |

| PITCHER | W-L-S | ERA | G | IP | ER | PITCHER | W-L-S | ERA | G | IP | ER |
|----------|-------|-------|----|-------|----|------------|-------|-------|----|-------|----|
| Bockus | 0-0-0 | 0.00 | 1 | 1.0 | 0 | Burke | 0-0-1 | 0.79 | 6 | 11.1 | 1 |
| Brantley | 0-0-0 | 13.50 | 1 | 2.0 | 3 | Heaton | 0-1-0 | 9.00 | 1 | 5.0 | 5 |
| Downs | 2-0-0 | 3.00 | 3 | 18.0 | 6 | Hesketh | 0-0-2 | 2.35 | 6 | 7.2 | 2 |
| Garrelts | 0-2-0 | 3.72 | 4 | 9.2 | 4 | Holman | 1-0-0 | 1.29 | 1 | 7.0 | 1 |
| Hammaker | 0-1-0 | 9.00 | 3 | 3.0 | 3 | Martinez | 1-0-0 | 3.95 | 2 | 13.2 | 6 |
| Krukow | 0-0-0 | 1.50 | 1 | 6.0 | 1 | McClure | 0-0-0 | 11.25 | 2 | 4.0 | 5 |
| LaCoss | 1-0-0 | 2.03 | 2 | 13.1 | 3 | McGaffigan | 3-0-0 | 0.00 | 6 | 9.0 | 0 |
| Lefferts | 0-0-1 | 0.90 | 6 | 10.0 | 1 | Parrett | 0-0-0 | 13.50 | 3 | 2.2 | 4 |
| Price | 0-0-0 | 9.00 | 1 | 2.0 | 2 | Perez | 0-0-0 | 0.64 | 2 | 14.0 | 1 |
| Reuschel | 2-2-0 | 3.10 | 4 | 29.0 | 10 | Smith | 1-3-0 | 5.16 | 4 | 22.2 | 13 |
| Robinson | 0-0-0 | 1.80 | 3 | 10.0 | 2 | Youmans | 1-1-0 | 1.13 | 2 | 16.0 | 2 |
| Samuels | 0-2-0 | 9.82 | 3 | 3.2 | 4 | EXPOS | 7-5-3 | 3.19 | 35 | 113.0 | 40 |
| Sorensen | 0-0-0 | 1.59 | 3 | 5.2 | 1 | | | | | | |
| GIANTS | 5-7-1 | 3.18 | 35 | 113.1 | 40 | | | | | | |

NEW YORK METS

EASTERN DIVISION

MAILING ADDRESS: Roosevelt and 126th Street, Flushing, New York 11368

TELEPHONE: (718) 507-6387

GAMES AT: Shea Stadium (Capacity - 55,601)

FIELD DIMENSIONS LEFT TO RIGHT: 338 - 410 - 338

EXEC V.P. AND GENERAL MANAGER: J. Frank Cashen

FIELD MANAGER: Davey Johnson

YEARS WITH CLUB, RECORD: Five Years, 488-320

1988 RECORD AND FINISH: 100-60, 1st East

PR DIRECTOR: Jay Horwitz

ASSISTANT PR DIRECTOR: Rick Laws

PRIVATE OFFICE NUMBER: (718) 565-4330

TRAVELING SECRETARY: Bob O'Hara

HOTEL IN SAN FRANCISCO: Westin St. Francis

HOTEL PHONE NUMBER: (415) 397-7000

GIANTS HOTEL IN NEW YORK: Grand Hyatt

HOTEL PHONE NUMBER: (212) 883-1234

1988 SERIES SCORES

SAN FRANCISCO WON SERIES, 8-4

| DATE | SITE | W-L | SCORE | DATE | SITE | W-L | SCORE | DATE | SITE | W-L | SCORE |
|------|------|-----|-------|------|------|-----|-------|------|------|-----|-------|
| 5/13 | S.F. | W | 3-2 | 5/25 | N.Y. | L | 3-6 | 8/18 | S.F. | W | 4-1 |
| 5/14 | S.F. | W | 3-2 | 5/26 | N.Y. | W | 5-2 | 8/26 | N.Y. | L | 0-3 |
| 5/15 | S.F. | W | 5-1 | 8/16 | S.F. | L | 6-13 | 8/27 | N.Y. | L | 1-2 |
| 5/24 | N.Y. | W | 4-2 | 8/17 | S.F. | W | 4-0 | 8/28 | N.Y. | W | 7-4 |

GIANTS VS. METS

— 1988 —

METS VS. GIANTS

| PLAYER | AVG. | AB | H | HR | RBI |
|------------|-------|-----|----|----|-----|
| Aldrete | .353 | 17 | 6 | 0 | 5 |
| Brenly | .167 | 24 | 4 | 0 | 0 |
| Butler | .234 | 47 | 11 | 0 | 1 |
| Clark | .167 | 42 | 7 | 1 | 3 |
| Leonard | .263 | 19 | 5 | 0 | 0 |
| Maldonado | .243 | 37 | 9 | 1 | 3 |
| Manwaring | 1.000 | 2 | 2 | 0 | 3 |
| Melvin | .267 | 15 | 4 | 1 | 2 |
| Mitchell | .310 | 42 | 13 | 2 | 10 |
| Nixon | .000 | 3 | 0 | 0 | 0 |
| Riles | .222 | 9 | 2 | 0 | 0 |
| Speier | .143 | 7 | 1 | 0 | 0 |
| Spilman | .000 | 2 | 0 | 0 | 1 |
| Thompson | .364 | 44 | 16 | 1 | 7 |
| Uribe | .263 | 38 | 10 | 0 | 4 |
| Williams | .133 | 15 | 2 | 1 | 1 |
| Youngblood | .250 | 4 | 1 | 0 | 1 |
| GIANTS | .253 | 367 | 93 | 7 | 41 |

| PITCHER | W-L-S | ERA | G | IP | ER |
|----------|-------|-------|----|-------|----|
| Bockus | 0-0-0 | 0.00 | 1 | 1.0 | 0 |
| Brantley | 0-0-0 | 0.00 | 1 | 2.0 | 0 |
| Davis | 0-0-0 | 4.50 | 1 | 4.0 | 2 |
| Downs | 1-0-0 | 0.00 | 1 | 9.0 | 0 |
| Garrelts | 1-0-1 | 0.00 | 2 | 2.1 | 0 |
| Hammaker | 0-1-2 | 11.12 | 3 | 5.2 | 7 |
| Krukow | 3-0-0 | 2.45 | 4 | 22.0 | 6 |
| LaCoss | 1-1-0 | 3.55 | 2 | 12.2 | 5 |
| Lefferts | 0-0-1 | 1.69 | 6 | 10.2 | 2 |
| Price | 0-0-0 | 13.50 | 1 | 0.2 | 1 |
| Reuschel | 2-1-0 | 1.64 | 3 | 22.0 | 4 |
| Robinson | 0-1-0 | 1.23 | 2 | 7.1 | 1 |
| Samuels | 0-0-0 | 1.93 | 3 | 4.2 | 1 |
| Sorensen | 0-0-0 | 9.00 | 1 | 1.0 | 1 |
| GIANTS | 8-4-4 | 2.57 | 31 | 105.0 | 30 |

| PLAYER | AVG. | AB | H | HR | RBI |
|------------|------|-----|----|----|-----|
| Backman | .235 | 17 | 4 | 0 | 1 |
| Carreon | .000 | 1 | 0 | 0 | 0 |
| Carter | .161 | 31 | 5 | 0 | 4 |
| Dykstra | .195 | 41 | 8 | 0 | 2 |
| Elster | .200 | 30 | 6 | 0 | 2 |
| Hernandez | .275 | 40 | 11 | 0 | 3 |
| Jeffries | .400 | 5 | 2 | 0 | 0 |
| Johnson | .216 | 37 | 8 | 2 | 5 |
| Lyons | .125 | 8 | 1 | 0 | 0 |
| Magadan | .286 | 7 | 2 | 0 | 2 |
| Mazzilli | .000 | 7 | 0 | 0 | 0 |
| McReynolds | .243 | 37 | 9 | 1 | 5 |
| Miller | .000 | 2 | 0 | 0 | 0 |
| Sasser | .333 | 9 | 3 | 1 | 1 |
| Strawberry | .154 | 39 | 6 | 1 | 3 |
| Teufel | .222 | 27 | 6 | 0 | 2 |
| Wilson | .480 | 25 | 12 | 0 | 2 |
| METS | .229 | 363 | 83 | 5 | 32 |

| PITCHER | W-L-S | ERA | G | IP | ER |
|-----------|-------|-------|----|-------|----|
| Cone | 0-1-0 | 5.14 | 1 | 7.0 | 4 |
| Darling | 2-1-0 | 2.86 | 3 | 22.0 | 7 |
| Fernandez | 1-1-0 | 2.92 | 2 | 12.1 | 4 |
| Gooden | 1-1-0 | 4.66 | 3 | 19.1 | 10 |
| Innis | 0-0-0 | 0.00 | 3 | 2.0 | 0 |
| Leach | 0-0-0 | 0.00 | 5 | 7.1 | 0 |
| McClure | 0-0-0 | 15.43 | 3 | 2.1 | 4 |
| McDowell | 0-1-0 | 9.00 | 3 | 3.0 | 3 |
| Myers | 0-0-3 | 0.00 | 4 | 5.0 | 0 |
| Nunez | 0-0-0 | 0.00 | 2 | 2.1 | 0 |
| Ojeda | 0-3-0 | 5.50 | 3 | 18.0 | 11 |
| Waller | 0-0-0 | 3.86 | 3 | 2.1 | 1 |
| METS | 4-8-3 | 3.84 | 35 | 103.0 | 44 |

PHILADELPHIA PHILLIES

EASTERN DIVISION

MAILING ADDRESS: P.O. Box 7575, Philadelphia, Pennsylvania 19101

TELEPHONE: (215) 463-6000

GAMES AT: Veterans Stadium (Capacity - 62,382)

FIELD DIMENSIONS LEFT TO RIGHT: 330 - 408 - 330

GENERAL MANAGER: Lee Thomas

FIELD MANAGER: Nick Leyva

YEARS WITH CLUB, RECORD: First Year

1988 RECORD AND FINISH: 65-96, 6th East

VICE PRESIDENT, PUBLIC RELATIONS: Larry Shenk

DIRECTOR OF PUBLICITY: Vince Nauss

PRIVATE OFFICE NUMBER: (215) 755-9231

TRAVELING SECRETARY: Eddie Ferenz

HOTEL IN SAN FRANCISCO: Hyatt - Union Square

HOTEL PHONE NUMBER: (415) 398-1234

GIANTS HOTEL IN PHILADELPHIA: Hershey Hotel

HOTEL PHONE NUMBER: (215) 893-1600

1988 SERIES SCORES SAN FRANCISCO LOST SERIES, 5-7

| DATE | SITE | W-L | SCORE | DATE | SITE | W-L | SCORE | DATE | SITE | W-L | SCORE |
|------|------|-----|-------|------|------|-----|----------|------|------|-----|----------|
| 5/16 | S.F. | L | 0-3 | 5/28 | Phi. | L | 3-4 (10) | 8/21 | S.F. | W | 6-3 |
| 5/17 | S.F. | L | 1-8 | 5/29 | Phi. | L | 2-4 | 8/29 | Phi. | L | 0-3 |
| 5/18 | S.F. | W | 5-1 | 8/19 | S.F. | W | 6-2 | 8/30 | Phi. | L | 5-7 |
| 5/27 | Phi. | L | 2-5 | 8/20 | S.F. | W | 4-3 | 8/31 | Phi. | W | 3-2 (11) |

GIANTS VS. PHILLIES

— 1988 —

PHILLIES VS. GIANTS

| PLAYER | AVG. | AB | H | HR | RBI |
|------------|------|-----|----|----|-----|
| Aldrete | .400 | 25 | 10 | 0 | 0 |
| Brenly | .227 | 22 | 5 | 0 | 0 |
| Butler | .333 | 39 | 13 | 0 | 3 |
| Clark | .158 | 38 | 6 | 0 | 3 |
| Escobar | .333 | 3 | 1 | 0 | 0 |
| Leonard | .211 | 19 | 4 | 0 | 2 |
| Maldonado | .379 | 29 | 11 | 0 | 7 |
| Manwaring | .000 | 3 | 0 | 0 | 0 |
| Melvin | .125 | 16 | 2 | 0 | 1 |
| Mitchell | .190 | 42 | 8 | 0 | 4 |
| Nixon | .400 | 5 | 2 | 0 | 0 |
| Riles | .286 | 7 | 2 | 0 | 2 |
| Speier | .231 | 13 | 3 | 0 | 0 |
| Spilman | .250 | 4 | 1 | 0 | 0 |
| Thompson | .216 | 37 | 8 | 0 | 5 |
| Uribe | .189 | 37 | 7 | 0 | 2 |
| Williams | .300 | 20 | 6 | 1 | 3 |
| Youngblood | .250 | 4 | 1 | 0 | 1 |
| GIANTS | .248 | 363 | 90 | 1 | 33 |

| PLAYER | AVG. | AB | H | HR | RBI |
|-----------|------|-----|----|----|-----|
| Aguayo | .000 | 2 | 0 | 0 | 0 |
| Bradley | .298 | 47 | 14 | 2 | 9 |
| Dernier | .100 | 10 | 1 | 0 | 0 |
| Gross | .429 | 7 | 3 | 0 | 0 |
| Gutierrez | .250 | 8 | 2 | 0 | 0 |
| Hayes | .261 | 23 | 6 | 1 | 2 |
| James | .277 | 47 | 13 | 2 | 3 |
| Jeltz | .103 | 29 | 3 | 0 | 3 |
| Jones | .300 | 10 | 3 | 0 | 2 |
| Jordan | .200 | 25 | 5 | 1 | 2 |
| Miller | .000 | 4 | 0 | 0 | 0 |
| Parrish | .186 | 43 | 8 | 3 | 9 |
| Samuel | .182 | 44 | 8 | 0 | 5 |
| Schmidt | .381 | 21 | 8 | 0 | 2 |
| Thompson | .176 | 34 | 6 | 0 | 2 |
| Turner | .167 | 6 | 1 | 0 | 1 |
| Young | .500 | 4 | 2 | 0 | 0 |
| PHILLIES | .228 | 364 | 83 | 9 | 40 |

| PITCHER | W-L-S | ERA | G | IP | ER |
|------------|-------|-------|----|-------|----|
| Bockus | 0-1-0 | 1.69 | 2 | 5.1 | 1 |
| Brantley | 0-0-0 | 4.50 | 1 | 2.0 | 1 |
| Downs | 1-2-0 | 6.46 | 3 | 15.1 | 11 |
| Dravecky | 0-0-0 | 1.80 | 1 | 5.0 | 1 |
| Garrelts | 1-0-3 | 0.84 | 8 | 10.2 | 1 |
| Hammaker | 1-1-0 | 3.21 | 3 | 14.0 | 5 |
| Krukow | 1-1-0 | 2.51 | 2 | 14.1 | 4 |
| Lefferts | 0-1-0 | 13.50 | 1 | 1.1 | 2 |
| Mulholland | 0-0-0 | 0.00 | 1 | 2.0 | 0 |
| Reuschel | 0-1-0 | 2.81 | 2 | 16.0 | 5 |
| Robinson | 1-0-0 | 2.41 | 5 | 18.2 | 5 |
| Sorensen | 0-0-1 | 0.00 | 1 | 2.0 | 0 |
| GIANTS | 5-7-4 | 3.04 | 30 | 106.2 | 36 |

| PITCHER | W-L-S | ERA | G | IP | ER |
|-----------|-------|------|----|-------|----|
| Bedrosian | 1-0-3 | 0.00 | 5 | 7.0 | 0 |
| Carman | 0-1-0 | 7.30 | 3 | 12.1 | 10 |
| Clay | 0-0-0 | 6.75 | 2 | 1.1 | 1 |
| Freeman | 0-1-0 | 3.97 | 2 | 11.1 | 5 |
| Gross | 2-0-0 | 1.53 | 2 | 17.2 | 3 |
| Harris | 1-0-0 | 1.74 | 7 | 10.1 | 2 |
| Palmer | 0-0-0 | 3.75 | 2 | 12.0 | 5 |
| Rawley | 2-0-0 | 0.00 | 2 | 15.0 | 0 |
| Ruffin | 1-3-0 | 5.27 | 6 | 13.2 | 8 |
| Tekulve | 0-0-0 | 1.42 | 6 | 6.1 | 1 |
| PHILLIES | 7-5-3 | 2.94 | 37 | 107.0 | 35 |

PITTSBURGH PIRATES

EASTERN DIVISION

MAILING ADDRESS: 600 Stadium Circle, Pittsburgh, Pennsylvania 15212

TELEPHONE: (412) 323-5000

GAMES AT: Three Rivers Stadium (Capacity - 58,729)

FIELD DIMENSIONS LEFT TO RIGHT: 335 - 400 - 335

GENERAL MANAGER: Larry Doughty

FIELD MANAGER: Jim Leyland

YEARS WITH CLUB, RECORD: Three Years, 229-255

1988 RECORD AND FINISH: 85-75, 2nd East

MEDIA RELATIONS DIRECTOR: Jim Lachimia

ASSISTANT MR DIRECTOR: To be announced

PRIVATE OFFICE NUMBER: (412) 323-5018

TRAVELING SECRETARY: Greg Johnson

HOTEL IN SAN FRANCISCO: Ramada Renaissance

HOTEL PHONE NUMBER: (415) 392-8000

GIANTS HOTEL IN PITTSBURGH: Vista International

HOTEL PHONE NUMBER: (412) 281-3700

1988 SERIES SCORES SAN FRANCISCO LOST SERIES, 4-8

| DATE | SITE | W-L SCORE | DATE | SITE | W-L SCORE | DATE | SITE | W-L SCORE |
|------|------|------------|------|------|------------|------|------|-----------|
| 4/26 | S.F. | L 0-2 | 5/10 | Pit. | L 2-6 | 7/14 | Pit. | L 2-9 |
| 4/27 | S.F. | W 6-4 | 7/1 | S.F. | L 2-5 (10) | 7/15 | Pit. | L 5-8 |
| 4/28 | S.F. | L 1-2 (10) | 7/2 | S.F. | W 2-1 | 7/16 | Pit. | L 1-10 |
| 5/9 | Pit. | W 8-6 | 7/3 | S.F. | W 4-0 | 7/17 | Pit. | L 4-5 |

GIANTS VS. PIRATES

— 1988 —

PIRATES VS. GIANTS

| PLAYER | AVG. | AB | H | HR | RBI |
|------------|------|-----|----|----|-----|
| Aldrete | .219 | 32 | 7 | 0 | 3 |
| Brenly | .056 | 18 | 1 | 0 | 0 |
| Butler | .258 | 31 | 8 | 0 | 1 |
| Clark | .167 | 42 | 7 | 1 | 4 |
| Leonard | .267 | 15 | 4 | 1 | 2 |
| Maldonado | .135 | 37 | 5 | 0 | 1 |
| Melvin | .083 | 24 | 2 | 1 | 1 |
| Mitchell | .273 | 44 | 12 | 3 | 13 |
| Nixon | .375 | 8 | 3 | 0 | 0 |
| Riles | .100 | 10 | 1 | 0 | 0 |
| Speier | .000 | 3 | 0 | 0 | 0 |
| Spilman | .000 | 5 | 0 | 0 | 0 |
| Thompson | .419 | 43 | 18 | 2 | 7 |
| Uribe | .128 | 39 | 5 | 0 | 0 |
| Youngblood | .400 | 5 | 2 | 0 | 1 |
| GIANTS | .211 | 356 | 75 | 8 | 33 |

| PITCHER | W-L-S | ERA | G | IP | ER |
|------------|-------|-------|----|-------|----|
| Bockus | 0-0-0 | 8.44 | 2 | 5.1 | 5 |
| Downs | 1-2-0 | 4.13 | 5 | 24.0 | 11 |
| Dravecky | 1-0-0 | 3.38 | 1 | 8.0 | 3 |
| Garrelts | 0-0-1 | 0.00 | 3 | 5.2 | 0 |
| Hammaker | 0-1-0 | 10.50 | 4 | 6.0 | 7 |
| Krukow | 0-0-0 | 4.76 | 1 | 5.2 | 3 |
| LaCoss | 1-1-0 | 6.97 | 2 | 10.1 | 8 |
| Lefferts | 0-1-1 | 3.38 | 5 | 5.1 | 2 |
| Mulholland | 0-0-0 | 4.50 | 1 | 6.0 | 3 |
| Price | 0-1-1 | 6.23 | 3 | 4.1 | 3 |
| Reuschel | 0-2-0 | 4.66 | 3 | 19.1 | 10 |
| Robinson | 1-0-0 | 5.40 | 3 | 5.0 | 3 |
| GIANTS | 4-8-3 | 4.97 | 33 | 105.0 | 58 |

| PLAYER | AVG. | AB | H | HR | RBI |
|------------|-------|-----|----|----|-----|
| Belliard | .303 | 33 | 10 | 0 | 2 |
| Bonds | .286 | 35 | 10 | 3 | 10 |
| Bonilla | .268 | 41 | 11 | 3 | 5 |
| Bream | .162 | 37 | 6 | 0 | 3 |
| Cangelosi | .222 | 9 | 2 | 0 | 1 |
| Coles | .367 | 30 | 11 | 1 | 11 |
| Destrade | .143 | 7 | 1 | 0 | 0 |
| Diaz | .000 | 5 | 0 | 0 | 0 |
| Fermin | .400 | 5 | 2 | 0 | 0 |
| Gonzalez | .333 | 3 | 1 | 0 | 0 |
| Gregg | .000 | 2 | 0 | 0 | 2 |
| Hostetler | 1.000 | 1 | 1 | 0 | 0 |
| Lavalliere | .462 | 26 | 12 | 0 | 4 |
| Lind | .208 | 48 | 10 | 0 | 3 |
| Milligan | .143 | 7 | 1 | 0 | 1 |
| Ortiz | .200 | 15 | 3 | 0 | 0 |
| Reynolds | .231 | 26 | 6 | 1 | 6 |
| Van Slyke | .275 | 40 | 11 | 0 | 5 |
| PIRATES | .265 | 370 | 98 | 8 | 53 |

| PITCHER | W-L-S | ERA | G | IP | ER |
|----------|-------|------|----|-------|----|
| Drabek | 1-1-0 | 2.57 | 3 | 21.0 | 6 |
| Dunne | 0-1-0 | 3.52 | 4 | 23.0 | 9 |
| Fisher | 1-0-0 | 0.00 | 1 | 5.1 | 0 |
| Gott | 0-0-5 | 1.42 | 6 | 6.1 | 1 |
| Jones | 0-0-0 | 0.00 | 6 | 7.2 | 0 |
| Kipper | 1-0-0 | 0.00 | 3 | 5.0 | 0 |
| Medvin | 0-0-0 | 9.00 | 1 | 1.0 | 1 |
| Palacios | 1-0-0 | 3.60 | 1 | 5.0 | 2 |
| Robinson | 3-1-0 | 3.60 | 5 | 10.0 | 4 |
| Rucker | 0-1-0 | 6.75 | 4 | 1.1 | 1 |
| Smiley | 1-0-0 | 2.04 | 3 | 17.2 | 4 |
| Walk | 0-0-0 | 7.36 | 1 | 3.2 | 3 |
| PIRATES | 8-4-5 | 2.61 | 38 | 107.0 | 31 |

ST. LOUIS CARDINALS

EASTERN DIVISION

MAILING ADDRESS: 250 Stadium Plaza, St. Louis, Missouri 63102

TELEPHONE: (314) 421-4040

GAMES AT: Busch Stadium (Capacity - 54,224)

FIELD DIMENSIONS LEFT TO RIGHT: 330 - 414 - 330

GENERAL MANAGER: Dal Maxvill

FIELD MANAGER: Whitey Herzog

YEARS WITH CLUB, RECORD: Nine Years, 713-605

1988 RECORD AND FINISH: 76-86, 5th East

PR DIRECTOR: Kip Ingle

ASSISTANT PR DIRECTOR: Brian Bartow

PRIVATE OFFICE NUMBER: (314) 421-0626

TRAVELING SECRETARY: C.J. Cherre

HOTEL IN SAN FRANCISCO: Westin St. Francis

HOTEL PHONE NUMBER: (415) 397-7000

GIANTS HOTEL IN ST. LOUIS: Adam's Mark

HOTEL PHONE NUMBER: (314) 241-7400

1988 SERIES SCORES

SAN FRANCISCO WON SERIES, 7-5

| DATE | SITE | W-L | SCORE | DATE | SITE | W-L | SCORE | DATE | SITE | W-L | SCORE |
|------|-------|-----|----------|------|-------|-----|-------|------|-------|-----|----------|
| 5/2 | S.F. | L | 1-5 | 5/12 | St.L. | L | 12-13 | 7/21 | St.L. | L | 4-6 |
| 5/3 | S.F. | W | 2-0 | 7/8 | S.F. | W | 1-0 | 7/22 | St.L. | L | 2-4 (11) |
| 5/4 | S.F. | L | 3-5 | 7/9 | S.F. | W | 21-2 | 7/23 | St.L. | W | 6-5 |
| 5/11 | St.L. | W | 5-4 (16) | 7/10 | S.F. | W | 2-1 | 7/24 | St.L. | W | 5-0 |

GIANTS VS. CARDINALS

— 1988 —

CARDINALS VS. GIANTS

| PLAYER | AVG. | AB | H | HR | RBI |
|------------|------|-----|-----|----|-----|
| Aldrete | .333 | 21 | 7 | 1 | 1 |
| Brenly | .235 | 17 | 4 | 0 | 2 |
| Butler | .174 | 46 | 8 | 0 | 3 |
| Clark | .367 | 49 | 18 | 4 | 14 |
| Leonard | .238 | 21 | 5 | 0 | 3 |
| Maldonado | .286 | 49 | 14 | 1 | 3 |
| Melvin | .300 | 30 | 9 | 1 | 5 |
| Mitchell | .262 | 42 | 11 | 2 | 9 |
| Nixon | .231 | 13 | 3 | 0 | 0 |
| Riles | .333 | 9 | 3 | 1 | 5 |
| Speier | .500 | 20 | 10 | 1 | 7 |
| Spilman | .000 | 7 | 0 | 0 | 0 |
| Thompson | .270 | 37 | 10 | 0 | 2 |
| Uribe | .262 | 42 | 11 | 0 | 2 |
| Youngblood | .333 | 9 | 3 | 0 | 3 |
| GIANTS | .282 | 412 | 116 | 11 | 59 |

| PITCHER | W-L-S | ERA | G | IP | ER |
|-----------|-------|-------|----|-------|----|
| Bockus | 0-0-0 | 0.00 | 1 | 1.0 | 0 |
| Downs | 1-0-0 | 1.38 | 2 | 13.0 | 2 |
| Dravecky | 0-1-0 | 0.00 | 1 | 2.0 | 0 |
| Garrelts | 1-0-0 | 1.29 | 5 | 7.0 | 1 |
| Hammaker | 2-0-0 | 2.45 | 4 | 11.0 | 3 |
| Krukow | 0-1-0 | 10.38 | 1 | 4.1 | 5 |
| LaCoss | 1-0-0 | 1.65 | 2 | 16.1 | 3 |
| Lefferts | 0-2-1 | 4.63 | 7 | 11.2 | 6 |
| Muholland | 1-0-0 | 2.87 | 3 | 15.2 | 5 |
| Price | 0-1-0 | 8.53 | 4 | 6.1 | 6 |
| Reuschel | 1-0-0 | 3.86 | 2 | 14.0 | 6 |
| Robinson | 0-0-0 | 2.25 | 4 | 12.0 | 3 |
| GIANTS | 7-5-1 | 3.15 | 36 | 114.1 | 40 |

| PLAYER | AVG. | AB | H | HR | RBI |
|------------|------|-----|-----|----|-----|
| Alicea | .290 | 31 | 9 | 0 | 2 |
| Brunansky | .186 | 43 | 8 | 1 | 8 |
| Coleman | .294 | 51 | 15 | 0 | 3 |
| Fitzgerald | .200 | 5 | 1 | 0 | 0 |
| Ford | .417 | 12 | 5 | 0 | 4 |
| Horner | .391 | 23 | 9 | 0 | 5 |
| Laga | .333 | 9 | 3 | 0 | 0 |
| Lake | .250 | 8 | 2 | 0 | 0 |
| Lawless | .167 | 6 | 1 | 0 | 0 |
| McGee | .286 | 56 | 16 | 0 | 5 |
| Oquendo | .250 | 28 | 7 | 1 | 4 |
| Pagnozzi | .474 | 19 | 9 | 0 | 2 |
| Pena | .088 | 34 | 3 | 0 | 1 |
| Pendleton | .311 | 45 | 14 | 1 | 6 |
| Smith | .255 | 47 | 12 | 1 | 3 |
| Walker | .333 | 3 | 1 | 0 | 0 |
| CARDINALS | .274 | 420 | 115 | 4 | 43 |

| PITCHER | W-L-S | ERA | G | IP | ER |
|-------------|-------|-------|----|-------|----|
| Alba | 0-0-0 | 0.00 | 1 | 0.2 | 0 |
| Costello | 0-0-0 | 0.00 | 3 | 5.0 | 0 |
| Cox | 1-1-0 | 3.60 | 2 | 15.0 | 6 |
| Dayley | 0-0-0 | 0.00 | 4 | 4.0 | 0 |
| DeLeon | 1-1-0 | 4.91 | 2 | 11.0 | 6 |
| Forsch | 0-1-0 | 7.24 | 4 | 13.2 | 11 |
| Magrane | 0-1-0 | 1.93 | 2 | 14.0 | 3 |
| Mathews | 1-0-0 | 3.60 | 1 | 5.0 | 2 |
| McWilliams | 0-0-0 | 3.38 | 4 | 8.0 | 3 |
| O'Neal | 0-0-0 | 4.50 | 1 | 6.0 | 3 |
| Peters | 0-0-0 | 14.29 | 5 | 5.2 | 9 |
| Quisenberry | 1-0-0 | 0.00 | 3 | 2.0 | 0 |
| Terry | 1-1-0 | 6.75 | 5 | 8.0 | 6 |
| Tudor | 0-1-0 | 11.12 | 2 | 5.2 | 7 |
| Worrell | 0-1-4 | 0.00 | 7 | 9.1 | 0 |
| CARDINALS | 5-7-4 | 4.46 | 46 | 113.0 | 56 |

SAN DIEGO PADRES

WESTERN DIVISION

MAILING ADDRESS: P.O. Box 3000, San Diego, California 92120

TELEPHONE: (619) 283-7294

GAMES AT: San Diego Jack Murphy Stadium (Capacity - 59,022)

FIELD DIMENSIONS LEFT TO RIGHT: 327 - 405 - 327

GENERAL MANAGER: Jack McKeon

FIELD MANAGER: Jack McKeon

YEARS WITH CLUB, RECORD: One Year, 67-48

1988 RECORD AND FINISH: 83-78, 3rd West

MEDIA RELATIONS DIRECTOR: Bill Beck

ASSISTANT MEDIA RELATIONS DIRECTOR: Mike Swanson

PRIVATE OFFICE NUMBER: (619) 584-7210

TRAVELING SECRETARY: Doc Mattei

HOTEL IN SAN FRANCISCO: Westin St. Francis

HOTEL PHONE NUMBER: (415) 397-7000

GIANTS HOTEL IN SAN DIEGO: Marriott Hotel and Marina

HOTEL PHONE NUMBER: (619) 234-1500

1988 SERIES SCORES

SAN FRANCISCO WON SERIES, 10-8

| DATE | SITE | W-L | SCORE | DATE | SITE | W-L | SCORE | DATE | SITE | W-L | SCORE |
|------|------|-----|-------|------|------|-----|-------|------|------|-----|-------|
| 4/7 | S.F. | W | 6-1 | 4/17 | S.D. | W | 9-4 | 6/22 | S.F. | W | 8-7 |
| 4/8 | S.F. | W | 5-1 | 6/13 | S.D. | L | 3-7 | 9/5 | S.F. | L | 4-7 |
| 4/9 | S.F. | W | 3-1 | 6/14 | S.D. | L | 5-8 | 9/6 | S.F. | L | 3-4 |
| 4/10 | S.F. | L | 4-6 | 6/15 | S.D. | W | 4-2 | 9/12 | S.D. | W | 4-2 |
| 4/15 | S.D. | W | 8-3 | 6/20 | S.F. | L | 1-2 | 9/13 | S.D. | W | 4-1 |
| 4/16 | S.D. | L | 1-2 | 6/21 | S.F. | L | 3-8 | 9/14 | S.D. | W | 6-5 |

GIANTS VS. PADRES

— 1988 —

PADRES VS. GIANTS

| PLAYER | AVG. | AB | H | HR | RBI | PLAYER | AVG. | AB | H | HR | RBI |
|------------|------|-----|-----|----|-----|-----------|------|-----|-----|----|-----|
| Aldrete | .200 | 45 | 9 | 1 | 4 | Abner | .250 | 4 | 1 | 0 | 1 |
| Brenly | .100 | 20 | 2 | 1 | 3 | Alomar | .190 | 42 | 8 | 1 | 3 |
| Butler | .347 | 72 | 25 | 2 | 5 | Brown | .160 | 25 | 4 | 0 | 0 |
| Clark | .358 | 67 | 24 | 5 | 22 | Flannery | .308 | 26 | 8 | 0 | 2 |
| Garner | .500 | 2 | 1 | 0 | 0 | Gwynn | .190 | 63 | 12 | 1 | 6 |
| Leonard | .417 | 12 | 5 | 0 | 3 | Jefferson | .048 | 21 | 1 | 0 | 0 |
| Maldonado | .238 | 63 | 15 | 4 | 14 | Kruk | .289 | 45 | 13 | 1 | 5 |
| Manwaring | .150 | 20 | 3 | 0 | 2 | Mack | .333 | 3 | 1 | 0 | 3 |
| Melendez | .143 | 7 | 1 | 0 | 0 | Martinez | .256 | 39 | 10 | 2 | 8 |
| Melvin | .364 | 22 | 8 | 1 | 4 | Moreland | .300 | 70 | 21 | 2 | 7 |
| Mitchell | .283 | 53 | 15 | 2 | 8 | Parent | .250 | 16 | 4 | 0 | 1 |
| Reid | .000 | 1 | 0 | 0 | 0 | Ready | .244 | 45 | 11 | 2 | 5 |
| Riles | .407 | 27 | 11 | 0 | 1 | Santiago | .264 | 53 | 14 | 1 | 3 |
| Speier | .071 | 28 | 2 | 0 | 2 | Templeton | .289 | 38 | 11 | 0 | 6 |
| Spilman | .000 | 2 | 0 | 0 | 0 | Thon | .290 | 31 | 9 | 0 | 1 |
| Thompson | .150 | 40 | 6 | 1 | 4 | Wynne | .265 | 34 | 9 | 2 | 9 |
| Uribe | .269 | 52 | 14 | 0 | 4 | PADRES | .247 | 555 | 137 | 12 | 60 |
| Williams | .091 | 11 | 1 | 0 | 0 | | | | | | |
| Youngblood | .273 | 11 | 3 | 0 | 0 | | | | | | |
| GIANTS | .261 | 555 | 145 | 17 | 76 | | | | | | |

| PITCHER | W-L-S | ERA | G | IP | ER | PITCHER | W-L-S | ERA | G | IP | ER |
|----------|--------|------|----|-------|----|-----------|--------|------|----|-------|----|
| Bockus | 0-0-0 | 3.00 | 3 | 6.0 | 2 | Booker | 1-0-0 | 0.00 | 5 | 7.2 | 0 |
| Cook | 1-0-0 | 0.00 | 1 | 5.1 | 0 | Davis | 1-1-3 | 2.92 | 9 | 12.1 | 4 |
| Downs | 0-0-0 | 6.00 | 1 | 6.0 | 4 | Grant | 0-2-0 | 3.18 | 5 | 17.0 | 6 |
| Dravecky | 0-1-0 | 3.27 | 2 | 11.0 | 4 | Hawkins | 1-2-0 | 3.51 | 4 | 25.2 | 10 |
| Garrelts | 1-1-1 | 3.12 | 7 | 8.2 | 3 | Jones | 0-2-0 | 9.45 | 3 | 13.1 | 14 |
| Hammaker | 0-0-1 | 5.28 | 5 | 15.1 | 9 | Leiper | 0-0-0 | 0.00 | 5 | 7.2 | 0 |
| Krukow | 1-1-0 | 3.86 | 2 | 14.0 | 6 | McCullers | 0-1-2 | 6.10 | 7 | 10.1 | 7 |
| LaCoss | 1-1-0 | 1.89 | 3 | 19.0 | 4 | Nolte | 0-0-0 | 9.00 | 1 | 2.0 | 2 |
| Lefferts | 1-1-2 | 4.05 | 8 | 6.2 | 3 | Rasmussen | 2-0-0 | 3.18 | 2 | 17.0 | 6 |
| Price | 0-0-1 | 2.00 | 7 | 9.0 | 2 | Show | 2-1-0 | 4.35 | 3 | 20.2 | 10 |
| Reuschel | 4-1-0 | 2.59 | 5 | 31.1 | 9 | Sierra | 0-0-0 | 8.00 | 1 | 2.0 | 4 |
| Robinson | 1-1-2 | 3.52 | 6 | 15.1 | 6 | Whitson | 1-1-0 | 4.70 | 4 | 23.0 | 12 |
| Samuels | 0-0-0 | 4.15 | 2 | 4.1 | 2 | PADRES | 8-10-5 | 4.25 | 49 | 158.2 | 75 |
| Sorensen | 0-0-0 | 3.86 | 3 | 2.1 | 1 | | | | | | |
| Wilson | 0-1-0 | 7.71 | 1 | 4.2 | 4 | | | | | | |
| GIANTS | 10-8-7 | 3.34 | 56 | 159.0 | 59 | | | | | | |

MLB AND A.L. INFORMATION

COMMISSIONER'S OFFICE: Address: 350 Park Avenue, New York, NY 10022; Telephone (212) 371-7800; News Department Director: Rich Levin. Assistant Director: Jim Small.

NATIONAL LEAGUE OFFICE: Address: 350 Park Avenue, New York, NY 10022; Telephone: (212) 371-7300; PR Director: Katy Feeney.

AMERICAN LEAGUE OFFICE: Address: 350 Park Avenue, New York, NY 10022; Telephone: (212) 371-7600; PR Director: Phyllis Merhige.

BALTIMORE ORIOLES: Address: Memorial Stadium, Baltimore, MD 21218; Telephone: (301) 243-9800; Games at Memorial Stadium (Capacity - 53,208); PR Director: Bob Brown; Media Information Director: Rick Vaughn.

BOSTON RED SOX: Address: Fenway Park, 24 Yawkey Way, Boston MA 02215; Telephone: (617) 267-9440; Games at Fenway Park (Capacity - 33,583); Vice President, Public Relations: Dick Bresciani; Publicity Director: Josh Spofford.

CALIFORNIA ANGELS: Address: 2000 State College Blvd., Anaheim, CA 92806; Telephone: (714) 937-6700; Games at Anaheim Stadium (Capacity - 64,593); PR Director: Tim Mead; Publications Director: John Sevano.

CHICAGO WHITE SOX: Address: Comiskey Park, 324 West 35th Street, Chicago, IL 60616; Telephone: (312) 924-1000; Games at Comiskey Park (Capacity - 43,939); V.P., Public Relations: Chuck Adams; Media Relations Manager: Dana Noel.

CLEVELAND INDIANS: Address: Cleveland Stadium, Cleveland, OH 44114; Telephone: (216) 861-1200; Games at Cleveland Stadium (Capacity - 74,383); V.P., Public Relations: Bob DiBiasio; Media Relations Director: Rick Minch.

DETROIT TIGERS: Address: Tiger Stadium, 2121 Trumbull Avenue, Detroit, MI 48216; Telephone: (313) 962-4000; Games at Tiger Stadium (Capacity 52,416); PR Director: Dan Ewald; Assistant PR Director: Greg Shea.

KANSAS CITY ROYALS: Address: P.O. Box 419969, Kansas City, MO 64141; Telephone: (816) 921-2200; Games at Royals Stadium (Capacity - 40,625); Vice President, PR: Dean Vogelaar; Assistant PR Director: Steve Fink.

MILWAUKEE BREWERS: Address: County Stadium, Milwaukee, WI 53214; Telephone: (414) 933-4114; Games at Milwaukee County Stadium (Capacity - 53,192); Publicity Director: Tom Skibosh; Publications Director/Assistant Publicity Dir.: Mario Ziino.

MINNESOTA TWINS: Address: 501 Chicago Avenue South, Minneapolis, MN 55415; Telephone: (612) 375-1366; Games at Hubert H. Humphrey Metrodome (Capacity - 55,879); Media Relations Director: Tom Mee; Assistant MR Director: Rob Antony.

NEW YORK YANKEES: Address: Yankee Stadium, Bronx, NY 10451; Telephone: (212) 293-4300; Games at Yankee Stadium (Capacity - 57,545); Media Relations Director: Harvey Greene.

OAKLAND ATHLETICS: Address: Oakland Coliseum, Oakland, CA 94621; Telephone: (415) 638-4900 ext. 223; Games at Oakland Alameda County Coliseum (Capacity - 48,219); Baseball Information Director: Jay Alves; Media Relations Director: Kathy Jacobson.

SEATTLE MARINERS: Address: 100 South King Street, Suite 300, Seattle, WA 98104; Telephone: (206) 628-3555; Games at Kingdome (Capacity - 59,438); PR Director: David Aust; Assistant PR Director: Ethan Kelly.

TEXAS RANGERS: Address: P.O. Box 1111, Arlington, TX 76010; Telephone: (817) 273-5222; Games at Arlington Stadium (Capacity - 43,508); Media Relations Director: John Blake; Assistant MR Director: Larry Kelly.

TORONTO BLUE JAYS: Address: Box 7777, Adelaide Street Post Office, Toronto, Ontario, Canada M5C 2K7; Telephone: (416) 595-0077; Games at Exhibition Stadium from April 14 to May 28 (Capacity - 43,737); Skydome, from June 5 to end of season (Capacity - 53,000); PR Director: Howard Starkman; Assistant PR Director: Gary Oswald.

S.F. VS. THE NATIONAL LEAGUE

| | Braves W-L | Reds W-L | Astros W-L | Dodgers W-L | Padres W-L | Cubs W-L | Expos W-L | Mets W-L | Phillies W-L | Pirates W-L | Cards W-L |
|--------|---------------|-------------|---------------|----------------|---------------|-------------|--------------|-------------|-----------------|----------------|--------------|
| 1958 | 6-16 | 11-11 | — | 16-6 | — | 10-12 | — | — | 14-8 | 10-12 | 13-9 |
| 1959 | 10-12 | 14-8 | — | 8-14 | — | 10-12 | — | — | 13-9 | 12-10 | 16-6 |
| 1960 | 8-14 | 11-11 | — | 12-10 | — | 13-9 | — | — | 14-8 | 8-14 | 13-9 |
| 1961 | 11-11 | 10-12 | — | 12-10 | — | 17-5 | — | — | 14-8 | 12-10 | 9-13 |
| 1962 | 11-7 | 11-7 | 11-7 | 11-10 | — | 12-6 | — | 14-4 | 13-5 | 11-7 | 9-9 |
| 1963 | 8-10 | 10-8 | 10-8 | 9-9 | — | 8-10 | — | 12-6 | 10-8 | 13-5 | 8-10 |
| 1964 | 9-9 | 11-7 | 11-7 | 12-6 | — | 9-9 | — | 11-7 | 8-10 | 10-8 | 9-9 |
| 1965 | 8-10 | 12-6 | 15-3 | 8-10 | — | 12-6 | — | 13-5 | 10-8 | 7-11 | 10-8 |
| 1966 | 10-8 | 10-7 | 12-6 | 9-9 | — | 12-6 | — | 9-9 | 8-10 | 11-7 | 12-6 |
| 1967 | 8-10 | 10-8 | 12-6 | 13-5 | — | 8-10 | — | 13-5 | 10-8 | 10-8 | 7-11 |
| 1968 | 9-9 | 10-8 | 10-8 | 9-9 | — | 9-9 | — | 11-7 | 9-9 | 11-7 | 10-8 |
| 1969 | 9-9 | 8-10 | 8-10 | 13-5 | 12-6 | 6-6 | 11-1 | 4-8 | 9-3 | 7-5 | 3-9 |
| 1970 | 11-7 | 9-9 | 8-10 | 9-9 | 13-5 | 5-7 | 6-6 | 6-6 | 4-8 | 8-4 | 7-5 |
| 1971 | 11-7 | 9-9 | 9-9 | 6-12 | 13-5 | 9-3 | 5-7 | 8-4 | 6-6 | 9-3 | 5-7 |
| 1972 | 11-7 | 5-10 | 5-13 | 9-9 | 10-4 | 5-7 | 6-6 | 4-8 | 6-6 | 3-9 | 5-7 |
| 1973 | 10-8 | 8-10 | 7-11 | 9-9 | 11-7 | 10-2 | 6-6 | 7-5 | 7-5 | 7-5 | 6-6 |
| 1974 | 10-8 | 7-11 | 8-10 | 6-12 | 7-11 | 6-6 | 8-4 | 6-6 | 4-8 | 4-8 | 6-6 |
| 1975 | 9-8 | 5-13 | 13-5 | 8-10 | 10-8 | 7-5 | 7-5 | 4-8 | 5-7 | 7-5 | 5-7 |
| 1976 | 9-9 | 9-9 | 8-10 | 10-8 | 10-8 | 4-8 | 5-7 | 5-7 | 6-6 | 3-9 | 5-7 |
| 1977 | 10-8 | 8-10 | 9-9 | 4-14 | 10-8 | 3-9 | 6-6 | 5-7 | 3-9 | 10-2 | 7-5 |
| 1978 | 7-11 | 6-12 | 12-6 | 7-11 | 10-8 | 8-4 | 7-5 | 9-3 | 6-6 | 8-4 | 9-3 |
| 1979 | 7-11 | 12-6 | 11-7 | 4-14 | 10-8 | 4-8 | 5-7 | 4-8 | 6-6 | 3-9 | 5-7 |
| 1980 | 6-11 | 11-7 | 7-11 | 5-13 | 8-10 | 7-5 | 5-7 | 9-3 | 6-6 | 4-8 | 7-5 |
| 1981 | 7-5 | 5-9 | 6-9 | 5-7 | 7-6 | 5-5 | 5-2 | 4-2 | 3-4 | 7-3 | 2-3 |
| 1982 | 10-8 | 12-6 | 13-5 | 9-9 | 8-10 | 6-6 | 8-4 | 8-4 | 2-10 | 6-6 | 5-7 |
| 1983 | 9-9 | 8-10 | 6-12 | 13-5 | 7-11 | 8-4 | 4-8 | 7-5 | 7-5 | 6-6 | 4-8 |
| 1984 | 8-10 | 6-12 | 6-12 | 8-10 | 5-13 | 3-9 | 5-7 | 8-4 | 4-8 | 6-6 | 7-5 |
| 1985 | 8-10 | 6-12 | 3-15 | 7-11 | 6-12 | 6-6 | 5-7 | 4-8 | 6-6 | 9-3 | 2-10 |
| 1986 | 11-7 | 9-9 | 9-9 | 10-8 | 10-8 | 6-6 | 7-5 | 5-7 | 3-9 | 8-4 | 5-7 |
| 1987 | 10-8 | 11-7 | 8-10 | 8-10 | 13-5 | 7-5 | 7-5 | 3-9 | 10-2 | 6-6 | 7-5 |
| 1988 | 13-5 | 7-11 | 11-7 | 6-12 | 10-8 | 7-5 | 5-7 | 8-4 | 5-7 | 4-8 | 7-5 |
| Totals | 284-282 | 281-285 | 248-235 | 275-296 | 190-161 | 242-210 | 123-112 | 201-159 | 231-218 | 240-212 | 225-222 |


HOME

| | | | | | | | | | | | |
|--------|---------|---------|--------|---------|--------|--------|-------|--------|--------|--------|---------|
| 1958 | 4-7 | 5-6 | — | 9-2 | — | 5-6 | — | — | 7-4 | 6-5 | 8-3 |
| 1959 | 5-6 | 7-4 | — | 2-9 | — | 6-5 | — | — | 7-4 | 7-4 | 8-3 |
| 1960 | 7-4 | 6-5 | — | 7-4 | — | 5-6 | — | — | 8-3 | 5-6 | 7-4 |
| 1961 | 7-4 | 3-8 | — | 8-3 | — | 10-1 | — | — | 5-6 | 7-4 | 5-6 |
| 1962 | 7-2 | 7-2 | 4-5 | 7-3 | — | 8-1 | — | 7-2 | 7-2 | 8-1 | 6-3 |
| 1963 | 2-7 | 5-4 | 6-3 | 6-3 | — | 5-4 | — | 7-2 | 5-4 | 8-1 | 6-3 |
| 1964 | 5-4 | 5-4 | 7-2 | 7-2 | — | 3-6 | — | 5-4 | 3-6 | 5-4 | 4-5 |
| 1965 | 4-5 | 7-2 | 8-1 | 4-5 | — | 7-2 | — | 6-3 | 5-4 | 6-3 | 4-5 |
| 1966 | 4-5 | 6-3 | 8-1 | 5-4 | — | 5-4 | — | 4-5 | 5-4 | 4-5 | 6-3 |
| 1967 | 4-5 | 5-4 | 8-1 | 7-2 | — | 4-5 | — | 7-2 | 6-4 | 7-2 | 3-6 |
| 1968 | 5-4 | 3-6 | 6-3 | 4-5 | — | 5-4 | — | 6-3 | 5-4 | 4-5 | 4-5 |
| 1969 | 7-2 | 5-4 | 7-2 | 7-2 | 5-4 | 3-3 | 5-1 | 3-3 | 6-0 | 3-3 | 1-5 |
| 1970 | 6-3 | 6-3 | 6-3 | 4-5 | 6-3 | 3-3 | 3-3 | 3-3 | 2-4 | 5-1 | 4-2 |
| 1971 | 5-4 | 5-4 | 5-4 | 2-7 | 8-1 | 6-0 | 5-1 | 4-2 | 3-3 | 5-1 | 3-3 |
| 1972 | 7-2 | 3-6 | 1-8 | 6-3 | 4-1 | 3-3 | 2-4 | 2-4 | 3-3 | 2-4 | 1-5 |
| 1973 | 7-2 | 3-6 | 4-5 | 5-4 | 6-3 | 4-2 | 3-3 | 4-2 | 5-1 | 3-3 | 3-3 |
| 1974 | 4-5 | 5-4 | 4-5 | 2-7 | 5-4 | 2-4 | 4-2 | 3-3 | 2-4 | 2-4 | 4-2 |
| 1975 | 5-4 | 3-6 | 5-4 | 5-4 | 6-3 | 5-1 | 2-4 | 3-3 | 3-3 | 5-1 | 4-2 |
| 1976 | 4-5 | 3-6 | 6-3 | 4-5 | 6-3 | 2-4 | 4-2 | 2-4 | 4-2 | 3-3 | 2-4 |
| 1977 | 7-2 | 5-4 | 4-5 | 1-8 | 4-5 | 2-4 | 3-3 | 3-3 | 1-5 | 5-1 | 3-3 |
| 1978 | 4-5 | 3-6 | 8-1 | 4-5 | 5-4 | 4-2 | 4-2 | 4-2 | 5-1 | 4-2 | 5-1 |
| 1979 | 3-6 | 7-2 | 5-4 | 3-6 | 5-4 | 2-4 | 2-4 | 3-3 | 4-2 | 0-6 | 4-2 |
| 1980 | 4-5 | 6-3 | 6-3 | 3-6 | 6-3 | 3-3 | 2-4 | 5-1 | 2-4 | 2-4 | 5-1 |
| 1981 | 4-3 | 2-3 | 4-5 | 2-4 | 3-4 | 3-1 | 2-1 | 2-1 | 2-1 | 4-0 | 1-1 |
| 1982 | 4-5 | 7-2 | 8-1 | 4-5 | 4-5 | 3-3 | 4-2 | 4-2 | 1-5 | 3-3 | 3-3 |
| 1983 | 5-4 | 3-6 | 3-6 | 7-2 | 5-4 | 5-1 | 2-4 | 3-3 | 4-2 | 3-3 | 3-3 |
| 1984 | 4-5 | 5-4 | 4-5 | 5-4 | 2-7 | 1-5 | 2-4 | 3-3 | 1-5 | 6-0 | 2-4 |
| 1985 | 4-5 | 6-3 | 2-7 | 4-5 | 5-4 | 3-3 | 2-4 | 2-4 | 4-2 | 5-1 | 1-5 |
| 1986 | 6-3 | 4-5 | 5-4 | 6-3 | 7-2 | 2-4 | 3-3 | 2-4 | 3-3 | 4-2 | 4-2 |
| 1987 | 5-4 | 6-3 | 6-3 | 4-5 | 6-3 | 3-3 | 3-3 | 1-5 | 5-1 | 3-3 | 4-2 |
| 1988 | 7-2 | 4-5 | 4-5 | 3-6 | 4-5 | 4-2 | 3-3 | 5-1 | 4-2 | 3-3 | 4-2 |
| Totals | 156-129 | 150-133 | 144-99 | 147-138 | 102-72 | 126-99 | 60-57 | 103-77 | 127-98 | 137-88 | 122-101 |

ROAD

| | | | | | | | | | | | |
|--------|---------|---------|---------|---------|-------|---------|-------|-------|---------|---------|---------|
| 1958 | 2-9 | 6-5 | — | 7-4 | — | 5-6 | — | — | 7-4 | 4-7 | 5-6 |
| 1959 | 5-6 | 7-4 | — | 6-5 | — | 4-7 | — | — | 6-5 | 5-6 | 8-3 |
| 1960 | 1-10 | 5-6 | — | 5-6 | — | 8-3 | — | — | 6-5 | 3-8 | 6-5 |
| 1961 | 4-7 | 7-4 | — | 4-7 | — | 7-4 | — | — | 9-2 | 5-6 | 4-7 |
| 1962 | 4-5 | 4-5 | 7-2 | 4-7 | — | 4-5 | — | 7-2 | 6-3 | 3-6 | 3-6 |
| 1963 | 6-3 | 5-4 | 4-5 | 3-6 | — | 3-6 | — | 5-4 | 5-4 | 5-4 | 2-7 |
| 1964 | 4-5 | 6-3 | 4-5 | 5-4 | — | 6-3 | — | 6-3 | 5-4 | 5-4 | 5-4 |
| 1965 | 4-5 | 5-4 | 7-2 | 4-5 | — | 5-4 | — | 7-2 | 5-4 | 1-8 | 6-3 |
| 1966 | 6-3 | 4-4 | 4-5 | 4-5 | — | 7-2 | — | 5-4 | 3-6 | 7-2 | 6-3 |
| 1967 | 4-5 | 5-4 | 4-5 | 6-3 | — | 4-5 | — | 6-3 | 4-4 | 3-6 | 4-5 |
| 1968 | 4-5 | 7-2 | 4-5 | 5-4 | — | 4-5 | — | 5-4 | 4-5 | 7-2 | 6-3 |
| 1969 | 2-7 | 3-6 | 1-8 | 6-3 | 7-2 | 3-3 | 6-0 | 1-5 | 3-3 | 4-2 | 2-4 |
| 1970 | 5-4 | 3-6 | 2-7 | 5-4 | 7-2 | 2-4 | 3-3 | 3-3 | 2-4 | 3-3 | 3-3 |
| 1971 | 6-3 | 4-5 | 4-5 | 4-5 | 5-4 | 3-3 | 0-6 | 4-2 | 3-3 | 4-2 | 2-4 |
| 1972 | 4-5 | 2-4 | 4-5 | 3-6 | 6-3 | 2-4 | 4-2 | 2-4 | 3-3 | 1-5 | 4-2 |
| 1973 | 3-6 | 5-4 | 3-6 | 4-5 | 5-4 | 6-0 | 3-3 | 3-3 | 2-4 | 4-2 | 3-3 |
| 1974 | 6-3 | 2-7 | 4-5 | 4-5 | 2-7 | 4-2 | 4-2 | 3-3 | 2-4 | 2-4 | 2-4 |
| 1975 | 4-4 | 2-7 | 8-1 | 3-6 | 4-5 | 2-4 | 5-1 | 1-5 | 2-4 | 2-4 | 1-5 |
| 1976 | 5-4 | 6-3 | 2-7 | 6-3 | 4-5 | 2-4 | 1-5 | 3-3 | 2-4 | 0-6 | 3-3 |
| 1977 | 3-6 | 3-6 | 5-4 | 3-6 | 6-3 | 1-5 | 3-3 | 2-4 | 2-4 | 5-1 | 4-2 |
| 1978 | 3-6 | 3-6 | 4-5 | 3-6 | 5-4 | 4-2 | 3-3 | 5-1 | 1-5 | 4-2 | 4-2 |
| 1979 | 4-5 | 5-4 | 6-3 | 1-8 | 5-4 | 2-4 | 3-3 | 1-5 | 2-4 | 3-3 | 1-5 |
| 1980 | 2-6 | 5-4 | 1-8 | 2-7 | 2-7 | 4-2 | 3-3 | 4-2 | 4-2 | 2-4 | 2-4 |
| 1981 | 3-2 | 3-6 | 2-4 | 3-3 | 4-2 | 2-4 | 3-1 | 2-1 | 1-3 | 3-3 | 1-2 |
| 1982 | 6-3 | 5-4 | 5-4 | 5-4 | 4-5 | 3-3 | 4-2 | 4-2 | 1-5 | 3-3 | 2-4 |
| 1983 | 4-5 | 5-4 | 3-6 | 6-3 | 2-7 | 3-3 | 2-4 | 4-2 | 3-3 | 3-3 | 1-5 |
| 1984 | 4-5 | 1-8 | 2-7 | 3-6 | 3-6 | 2-4 | 3-3 | 5-1 | 3-3 | 0-6 | 5-1 |
| 1985 | 4-5 | 0-9 | 1-8 | 3-6 | 1-8 | 3-3 | 3-3 | 2-4 | 2-4 | 4-2 | 1-5 |
| 1986 | 5-4 | 5-4 | 4-5 | 4-5 | 3-6 | 4-2 | 4-2 | 3-3 | 0-6 | 4-2 | 1-5 |
| 1987 | 5-4 | 5-4 | 2-7 | 4-5 | 7-2 | 4-2 | 4-2 | 2-4 | 5-1 | 3-3 | 3-3 |
| 1988 | 6-3 | 3-6 | 7-2 | 3-6 | 6-3 | 3-3 | 2-4 | 3-3 | 1-5 | 1-5 | 3-3 |
| Totals | 128-153 | 131-152 | 104-136 | 128-158 | 88-89 | 116-111 | 63-55 | 98-82 | 104-120 | 103-124 | 103-121 |

Giants History



GIANTS FRANCHISE YEAR-BY-YEAR

Known as **New York Gothams**, 1883-1885
New York Giants, 1886-1957
San Francisco Giants, 1958-present

| Year | Manager | Record | Pct. | GB | Finish |
|------|--|--------|------|-------|--------|
| 1883 | John Clapp-Jim Mutrie | 46-50 | .479 | 16 | 6 |
| 1884 | Jim Price-Jim Mutrie | 62-50 | .554 | 22 | T4 |
| 1885 | Jim Mutrie | 85-27 | .759 | 2 | 2 |
| 1886 | Jim Mutrie | 75-44 | .630 | 12½ | 3 |
| 1887 | Jim Mutrie | 68-55 | .553 | 10½ | 4 |
| 1888 | Jim Mutrie | 84-47 | .641 | + 9 | 1† |
| 1889 | Jim Mutrie | 83-43 | .659 | + 1 | 1† |
| 1890 | Jim Mutrie | 63-68 | .481 | 24 | 6 |
| 1891 | Jim Mutrie | 71-61 | .538 | 13 | 3 |
| 1892 | Pat Powers | 71-80 | .470 | 31½ | 8 |
| 1893 | Monte Ward | 68-64 | .515 | 19½ | 5 |
| 1894 | Monte Ward | 88-44 | .667 | 3 | 2 |
| 1895 | George Davis-Jack Doyle-Harvey Watkins | 66-65 | .504 | 21½ | 9 |
| 1896 | Arthur Irwin-Bill Joyce | 64-67 | .489 | 27 | 7 |
| 1897 | Bill Joyce | 83-48 | .634 | 9½ | 3 |
| 1898 | Bill Joyce-Cap Anson | 77-73 | .513 | 25½ | 7 |
| 1899 | John Day-Fred Hoey | 60-90 | .400 | 42 | 10 |
| 1900 | Buck Ewing-George Davis | 60-78 | .435 | 23 | 8 |
| 1901 | George Davis | 52-85 | .380 | 37 | 7 |
| 1902 | Horace Fogel-Heinie Smith-John McGraw | 48-88 | .353 | 53½ | 8 |
| 1903 | John McGraw | 84-55 | .604 | 6½ | 2 |
| 1904 | John McGraw | 106-47 | .693 | + 13 | 1 |
| 1905 | John McGraw | 105-48 | .686 | + 9 | 1† |
| 1906 | John McGraw | 96-56 | .632 | 20 | 2 |
| 1907 | John McGraw | 82-71 | .536 | 25½ | 4 |
| 1908 | John McGraw | 98-56 | .636 | 1 | T2 |
| 1909 | John McGraw | 92-61 | .601 | 18½ | 3 |
| 1910 | John McGraw | 91-63 | .591 | 13 | 2 |
| 1911 | John McGraw | 99-54 | .647 | + 7½ | 1 |
| 1912 | John McGraw | 103-48 | .682 | + 10 | 1 |
| 1913 | John McGraw | 101-51 | .664 | + 12½ | 1 |
| 1914 | John McGraw | 84-70 | .545 | 10½ | 2 |
| 1915 | John McGraw | 69-83 | .454 | 21 | 8 |
| 1916 | John McGraw | 86-66 | .566 | 7 | 4 |
| 1917 | John McGraw | 98-56 | .636 | + 10 | 1 |
| 1918 | John McGraw | 71-53 | .573 | 10½ | 2 |
| 1919 | John McGraw | 87-53 | .621 | 9 | 2 |
| 1920 | John McGraw | 86-68 | .558 | 7 | 2 |
| 1921 | John McGraw | 94-59 | .614 | + 4 | 1† |
| 1922 | John McGraw | 93-61 | .604 | + 7 | 1† |
| 1923 | John McGraw | 95-58 | .621 | + 4½ | 1 |
| 1924 | John McGraw | 93-60 | .608 | + 1½ | 1 |
| 1925 | John McGraw | 86-66 | .566 | 8½ | 2 |
| 1926 | John McGraw | 74-77 | .490 | 13½ | 5 |
| 1927 | John McGraw | 92-62 | .597 | 2 | 3 |
| 1928 | John McGraw | 93-61 | .604 | 2 | 2 |
| 1929 | John McGraw | 84-67 | .556 | 13½ | 3 |
| 1930 | John McGraw | 87-67 | .565 | 5 | 3 |
| 1931 | John McGraw | 87-65 | .572 | 13 | 2 |
| 1932 | John McGraw-Bill Terry | 72-82 | .468 | 18 | T6 |
| 1933 | Bill Terry | 91-61 | .599 | + 5 | 1† |
| 1934 | Bill Terry | 93-60 | .608 | 2 | 2 |
| 1935 | Bill Terry | 91-62 | .595 | 8½ | 3 |
| 1936 | Bill Terry | 92-62 | .597 | + 5 | 1 |
| 1937 | Bill Terry | 95-57 | .625 | + 3 | 1 |
| 1938 | Bill Terry | 83-67 | .553 | 5 | 3 |
| 1939 | Bill Terry | 77-74 | .510 | 18½ | 5 |
| 1940 | Bill Terry | 72-80 | .474 | 27½ | 6 |
| 1941 | Bill Terry | 74-79 | .484 | 25½ | 5 |
| 1942 | Mel Ott | 85-67 | .559 | 20 | 3 |
| 1943 | Mel Ott | 55-98 | .359 | 49½ | 8 |
| 1944 | Mel Ott | 67-87 | .435 | 38 | 5 |
| 1945 | Mel Ott | 78-74 | .513 | 19 | 5 |
| 1946 | Mel Ott | 61-93 | .396 | 36 | 8 |
| 1947 | Mel Ott | 81-73 | .526 | 13 | 4 |
| 1948 | Mel Ott-Leo Durocher | 78-76 | .506 | 13½ | 5 |
| 1949 | Leo Durocher | 73-81 | .474 | 24 | 5 |

| Year | Manager | Record | Pct. | GB | Finish |
|-------|----------------------------|--------|------|-------|--------|
| 1950 | Leo Durocher | 86-68 | .558 | 5 | 3 |
| 1951 | Leo Durocher | 98-59 | .624 | + 1 | T1 |
| 1952 | Leo Durocher | 92-62 | .597 | 4½ | 2 |
| 1953 | Leo Durocher | 70-84 | .455 | 35 | 5 |
| 1954 | Leo Durocher | 97-57 | .630 | + 5 | 1† |
| 1955 | Leo Durocher | 80-74 | .519 | 18½ | 3 |
| 1956 | Bill Rigney | 67-87 | .435 | 26 | 6 |
| 1957 | Bill Rigney | 69-85 | .448 | 26 | 6 |
| 1958* | Bill Rigney | 80-74 | .519 | 12 | 3 |
| 1959* | Bill Rigney | 83-71 | .539 | 4 | 3 |
| | | | | | |
| 1960 | Bill Rigney-Tom Sheehan | 79-75 | .513 | 16 | 5 |
| 1961 | Alvin Dark | 85-69 | .552 | 8 | 3 |
| 1962 | Alvin Dark | 103-62 | .624 | + 1 | 1 |
| 1963 | Alvin Dark | 88-74 | .543 | 11 | 3 |
| 1964 | Alvin Dark | 90-72 | .556 | 3 | 4 |
| 1965 | Herman Franks | 95-67 | .586 | 2 | 2 |
| 1966 | Herman Franks | 93-68 | .578 | 1½ | 2 |
| 1967 | Herman Franks | 91-71 | .562 | 10½ | 2 |
| 1968 | Herman Franks | 88-74 | .543 | 9 | 2 |
| 1969 | Clyde King | 90-72 | .556 | 3 | 2W |
| | | | | | |
| 1970 | Clyde King-Charlie Fox | 86-76 | .531 | 16 | 3W |
| 1971 | Charlie Fox | 90-72 | .556 | + 1 | 1W |
| 1972 | Charlie Fox | 69-86 | .445 | 26½ | 5W |
| 1973 | Charlie Fox | 88-74 | .543 | 11 | 3W |
| 1974 | Charlie Fox-Wes Westrum | 72-90 | .444 | 30 | 5W |
| 1975 | Wes Westrum | 80-81 | .497 | 27½ | 3W |
| 1976 | Bill Rigney | 74-88 | .457 | 28 | 4W |
| 1977 | Joe Altobelli | 75-87 | .463 | 23 | 4W |
| 1978 | Joe Altobelli | 89-73 | .549 | 6 | 3W |
| 1979 | Joe Altobelli-Dave Bristol | 71-91 | .438 | 19½ | 4W |
| | | | | | |
| 1980 | Dave Bristol | 75-86 | .466 | 17 | 5W |
| 1981 | Frank Robinson | 56-55 | .505 | 10/3½ | 5/3W |
| 1982 | Frank Robinson | 87-75 | .537 | 2 | 3W |
| 1983 | Frank Robinson | 79-83 | .486 | 12 | 5W |
| 1984 | Frank Robinson-Danny Ozark | 66-96 | .407 | 26 | 6W |
| 1985 | Jim Davenport-Roger Craig | 62-100 | .383 | 33 | 6W |
| 1986 | Roger Craig | 83-79 | .512 | 13 | 3W |
| 1987 | Roger Craig | 90-72 | .556 | + 6 | 1W |
| 1988 | Roger Craig | 83-79 | .512 | 11½ | 4W |

GIANTS TOTALS, 106 SEASONS

8607-7290 .541

SAN FRANCISCO TOTALS, 31 SEASONS

2540-2392 .515

†Denotes World Championship

*Denotes games played at Seals Stadium

LONGEST WINNING AND LOSING STREAKS

| Year | Won | Lost | Year | Won | Lost |
|------|-----|------|------|-----|------|
| 1958 | 6 | 6 | 1974 | 4 | 6 |
| 1959 | 4 | 5 | 1975 | 7 | 8 |
| 1960 | 7 | 6 | 1976 | 5 | 7 |
| 1961 | 6 | 6 | 1977 | 6 | 8 |
| 1962 | 10 | 6 | 1978 | 8 | 7 |
| 1963 | 9 | 7 | 1979 | 4 | 8 |
| 1964 | 5 | 6 | 1980 | 7 | 6 |
| 1965 | 14 | 3 | 1981 | 5 | 5 |
| 1966 | 12 | 4 | 1982 | 10 | 6 |
| 1967 | 7 | 6 | 1983 | 6 | 4 |
| 1968 | 5 | 3 | 1984 | 6 | 9 |
| 1969 | 9 | 5 | 1985 | 4 | 10 |
| 1970 | 5 | 4 | 1986 | 6 | 4 |
| 1971 | 9 | 7 | 1987 | 7 | 6 |
| 1972 | 5 | 8 | 1988 | 6 | 6 |
| 1973 | 7 | 5 | | | |

ALL-TIME GIANTS HIGHS

WON—26 (1916)
LOST—13 (1902, 1944)

YEARLY TEAM TOTALS — 1958-1988

BATTING

| Year | AVG. | AB | R | H | 2B | 3B | HR | RBI | SH | SF | HP | BB | IB | SO | SB | CS | E |
|------|------|------|-----|------|-----|----|-----|-----|-----|----|----|-----|----|------|-----|----|-----|
| 1958 | .263 | 5318 | 727 | 1399 | 250 | 42 | 170 | 682 | 68 | 45 | 34 | 531 | 54 | 817 | 64 | 29 | 152 |
| 1959 | .261 | 5281 | 705 | 1377 | 239 | 35 | 167 | 660 | 73 | 38 | 25 | 473 | 57 | 875 | 81 | 34 | 152 |
| 1960 | .255 | 5324 | 671 | 1357 | 220 | 62 | 130 | 622 | 60 | 39 | 33 | 467 | 61 | 846 | 86 | 45 | 166 |
| 1961 | .264 | 5233 | 773 | 1379 | 219 | 32 | 183 | 709 | 70 | 48 | 30 | 506 | 58 | 764 | 79 | 54 | 133 |
| 1962 | .278 | 5588 | 878 | 1552 | 235 | 32 | 204 | 807 | 76 | 48 | 46 | 523 | 46 | 822 | 73 | 50 | 142 |
| 1963 | .258 | 5579 | 725 | 1442 | 206 | 35 | 197 | 680 | 72 | 39 | 45 | 441 | 53 | 889 | 55 | 49 | 156 |
| 1964 | .246 | 5535 | 656 | 1360 | 185 | 38 | 165 | 608 | 78 | 47 | 33 | 505 | 74 | 900 | 64 | 35 | 159 |
| 1965 | .252 | 5491 | 682 | 1384 | 169 | 43 | 159 | 622 | 79 | 37 | 31 | 476 | 68 | 839 | 48 | 28 | 145 |
| 1966 | .248 | 5538 | 675 | 1373 | 195 | 31 | 181 | 626 | 71 | 27 | 32 | 413 | 65 | 855 | 28 | 26 | 172 |
| 1967 | .246 | 5524 | 652 | 1355 | 201 | 39 | 140 | 604 | 92 | 27 | 42 | 520 | 75 | 978 | 22 | 30 | 134 |
| 1968 | .239 | 5441 | 597 | 1301 | 159 | 33 | 108 | 566 | 90 | 44 | 47 | 508 | 55 | 903 | 49 | 32 | 159 |
| 1969 | .242 | 5474 | 713 | 1325 | 182 | 28 | 136 | 658 | 82 | 38 | 66 | 712 | 82 | 1053 | 70 | 32 | 168 |
| 1970 | .262 | 5577 | 830 | 1461 | 240 | 35 | 165 | 773 | 93 | 38 | 56 | 714 | 92 | 992 | 79 | 26 | 172 |
| 1971 | .247 | 5461 | 706 | 1348 | 224 | 36 | 140 | 653 | 69 | 37 | 31 | 654 | 86 | 1042 | 101 | 36 | 179 |
| 1972 | .244 | 5245 | 652 | 1281 | 211 | 36 | 150 | 600 | 64 | 39 | 30 | 480 | 42 | 964 | 123 | 45 | 156 |
| 1973 | .262 | 5537 | 739 | 1452 | 212 | 52 | 161 | 684 | 75 | 37 | 35 | 590 | 82 | 913 | 112 | 52 | 163 |
| 1974 | .252 | 5482 | 634 | 1380 | 228 | 38 | 93 | 568 | 75 | 24 | 30 | 548 | 57 | 869 | 107 | 51 | 175 |
| 1975 | .259 | 5447 | 659 | 1412 | 235 | 45 | 84 | 606 | 62 | 51 | 22 | 604 | 52 | 776 | 99 | 47 | 146 |
| 1976 | .246 | 5452 | 595 | 1340 | 211 | 37 | 85 | 552 | 80 | 48 | 25 | 518 | 52 | 778 | 88 | 55 | 186 |
| 1977 | .253 | 5497 | 673 | 1392 | 227 | 41 | 134 | 624 | 78 | 51 | 21 | 568 | 90 | 842 | 90 | 59 | 179 |
| 1978 | .248 | 5364 | 613 | 1331 | 240 | 41 | 117 | 576 | 127 | 40 | 17 | 554 | 75 | 814 | 87 | 54 | 146 |
| 1979 | .246 | 5395 | 672 | 1328 | 192 | 36 | 125 | 616 | 89 | 47 | 20 | 580 | 61 | 925 | 140 | 73 | 163 |
| 1980 | .244 | 5368 | 573 | 1310 | 199 | 44 | 80 | 539 | 100 | 54 | 14 | 509 | 61 | 840 | 100 | 58 | 159 |
| 1981 | .250 | 5766 | 627 | 941 | 161 | 26 | 63 | 399 | 65 | 27 | 14 | 386 | 49 | 543 | 89 | 50 | 102 |
| 1982 | .253 | 5499 | 673 | 1393 | 213 | 30 | 133 | 631 | 59 | 45 | 17 | 607 | 70 | 915 | 130 | 56 | 173 |
| 1983 | .247 | 5369 | 687 | 1324 | 206 | 30 | 142 | 638 | 64 | 46 | 28 | 619 | 62 | 990 | 140 | 78 | 171 |
| 1984 | .265 | 5650 | 682 | 1499 | 229 | 26 | 112 | 646 | 51 | 44 | 17 | 528 | 44 | 980 | 126 | 76 | 173 |
| 1985 | .233 | 5420 | 556 | 1263 | 217 | 31 | 115 | 517 | 93 | 25 | 37 | 488 | 53 | 962 | 99 | 55 | 148 |
| 1986 | .253 | 5501 | 698 | 1394 | 269 | 29 | 114 | 637 | 101 | 34 | 37 | 536 | 86 | 1087 | 148 | 93 | 143 |
| 1987 | .260 | 5608 | 783 | 1458 | 274 | 32 | 205 | 731 | 55 | 35 | 39 | 511 | 73 | 1094 | 126 | 97 | 129 |
| 1988 | .248 | 5450 | 670 | 1353 | 227 | 44 | 113 | 629 | 91 | 51 | 33 | 550 | 71 | 1023 | 121 | 78 | 129 |

PITCHING

| Year | W-L | ERA | G | CG | SHO | SV | IP | H | R | ER | HR | HB | BB | IB | SO |
|------|--------|------|-----|----|-----|----|--------|------|-----|-----|-----|----|-----|----|------|
| 1958 | 80-74 | 3.98 | 154 | 38 | 7 | 25 | 1389 | 1400 | 683 | 614 | 166 | 39 | 512 | 46 | 775 |
| 1959 | 83-71 | 3.47 | 154 | 52 | 12 | 23 | 1376 | 1279 | 613 | 530 | 139 | 33 | 500 | 53 | 873 |
| 1960 | 79-75 | 3.44 | 156 | 55 | 16 | 26 | 1396 | 1288 | 631 | 534 | 107 | 23 | 512 | 58 | 897 |
| 1961 | 85-69 | 3.77 | 155 | 39 | 9 | 30 | 1388 | 1306 | 655 | 582 | 152 | 33 | 502 | 70 | 924 |
| 1962 | 103-62 | 3.79 | 165 | 62 | 10 | 39 | 1462 | 1399 | 690 | 616 | 148 | 26 | 503 | 39 | 886 |
| 1963 | 88-74 | 3.35 | 162 | 46 | 9 | 30 | 1469 | 1380 | 641 | 526 | 126 | 34 | 464 | 64 | 954 |
| 1964 | 90-72 | 3.19 | 162 | 48 | 17 | 30 | 1476 | 1348 | 587 | 523 | 118 | 37 | 480 | 59 | 1023 |
| 1965 | 95-67 | 3.20 | 163 | 42 | 17 | 27 | 1465 | 1325 | 593 | 521 | 137 | 37 | 405 | 65 | 1061 |
| 1966 | 93-68 | 3.24 | 161 | 52 | 14 | 21 | 1475 | 1370 | 626 | 531 | 140 | 34 | 359 | 54 | 971 |
| 1967 | 91-71 | 2.92 | 162 | 64 | 17 | 18 | 1475 | 1283 | 551 | 478 | 113 | 27 | 453 | 93 | 990 |
| 1968 | 88-74 | 2.71 | 163 | 77 | 20 | 13 | 1468 | 1302 | 529 | 442 | 86 | 24 | 344 | 87 | 940 |
| 1969 | 90-72 | 3.26 | 162 | 70 | 15 | 17 | 1475 | 1392 | 636 | 534 | 120 | 35 | 462 | 65 | 902 |
| 1970 | 86-76 | 4.54 | 162 | 49 | 7 | 32 | 1446 | 1503 | 826 | 737 | 156 | 30 | 577 | 57 | 953 |
| 1971 | 90-72 | 3.32 | 162 | 45 | 14 | 30 | 1455 | 1324 | 644 | 536 | 128 | 30 | 471 | 49 | 831 |
| 1972 | 69-86 | 3.69 | 155 | 44 | 8 | 23 | 1386 | 1309 | 649 | 569 | 130 | 31 | 507 | 57 | 771 |
| 1973 | 88-74 | 3.79 | 162 | 33 | 8 | 44 | 1452 | 1442 | 702 | 612 | 145 | 30 | 485 | 59 | 787 |
| 1974 | 72-90 | 3.78 | 162 | 27 | 11 | 25 | 1439 | 1409 | 723 | 604 | 116 | 24 | 559 | 61 | 756 |
| 1975 | 80-81 | 3.74 | 161 | 37 | 9 | 24 | 1433 | 1406 | 671 | 595 | 92 | 38 | 612 | 93 | 856 |
| 1976 | 74-88 | 3.53 | 162 | 27 | 18 | 31 | 1462 | 1464 | 686 | 573 | 68 | 23 | 518 | 55 | 746 |
| 1977 | 75-87 | 3.75 | 162 | 27 | 10 | 33 | 1459 | 1501 | 608 | 529 | 114 | 27 | 529 | 53 | 854 |
| 1978 | 89-73 | 3.30 | 162 | 42 | 17 | 29 | 1455 | 1377 | 594 | 534 | 84 | 22 | 453 | 76 | 840 |
| 1979 | 71-91 | 4.16 | 162 | 25 | 6 | 34 | 1436 | 1484 | 751 | 664 | 143 | 27 | 577 | 95 | 880 |
| 1980 | 75-86 | 3.46 | 161 | 27 | 10 | 35 | 1448 | 1446 | 634 | 556 | 92 | 30 | 492 | 78 | 811 |
| 1981 | 56-55 | 3.28 | 111 | 8 | 9 | 33 | 1009 | 970 | 414 | 368 | 57 | 24 | 393 | 56 | 561 |
| 1982 | 87-75 | 3.64 | 162 | 18 | 4 | 45 | 1465 | 1507 | 687 | 592 | 109 | 25 | 466 | 89 | 810 |
| 1983 | 79-83 | 3.70 | 162 | 20 | 9 | 47 | 1446 | 1431 | 697 | 594 | 127 | 31 | 520 | 95 | 881 |
| 1984 | 66-96 | 4.39 | 162 | 9 | 7 | 38 | 1461 | 1589 | 807 | 713 | 125 | 34 | 549 | 83 | 854 |
| 1985 | 62-100 | 3.61 | 162 | 13 | 5 | 24 | 1448 | 1348 | 674 | 581 | 125 | 19 | 572 | 76 | 985 |
| 1986 | 83-79 | 3.33 | 162 | 18 | 10 | 35 | 1460.1 | 1264 | 618 | 541 | 121 | 29 | 591 | 78 | 992 |
| 1987 | 90-72 | 3.68 | 162 | 19 | 10 | 38 | 1471 | 1407 | 669 | 601 | 146 | 27 | 547 | 86 | 1038 |
| 1988 | 83-79 | 3.39 | 162 | 25 | 13 | 42 | 1462.1 | 1323 | 626 | 550 | 99 | 30 | 422 | 68 | 875 |

MONTH-BY-MONTH RECORDS 1958-1988

| | | | | | | | |
|-------------|-------|-------------|-------|-------------|-------|-------------|-------|
| 1958 | | 1959 | | 1960 | | 1961 | |
| April | 9-5 | April | 9-7 | April | 10-5 | April | 10-6 |
| May | 18-12 | May | 17-12 | May | 16-11 | May | 16-10 |
| June | 10-16 | June | 17-14 | June | 11-16 | June | 15-15 |
| July | 17-11 | July | 14-12 | July | 13-11 | July | 13-15 |
| August | 14-17 | August | 16-12 | August | 12-19 | August | 15-11 |
| September | 12-13 | September | 10-14 | September | 15-13 | September | 15-11 |
| | | | | October | 2-0 | October | 1-1 |
| 1962 | | 1963 | | 1964 | | 1965 | |
| April | 15-5 | April | 11-9 | April | 8-3 | April | 7-9 |
| May | 20-10 | May | 19-9 | May | 18-14 | May | 19-11 |
| June | 16-13 | June | 13-15 | June | 19-11 | June | 14-13 |
| July | 16-11 | July | 16-14 | July | 14-16 | July | 15-10 |
| August | 18-10 | August | 14-14 | August | 14-15 | August | 17-14 |
| September | 16-12 | September | 14-13 | September | 15-11 | September | 21-9 |
| October | 2-1 | | | October | 2-2 | October | 2-1 |
| 1966 | | 1967 | | 1968 | | 1969 | |
| April | 11-7 | April | 7-9 | April | 10-7 | April | 15-6 |
| May | 19-9 | May | 17-10 | May | 16-14 | May | 9-16 |
| June | 18-12 | June | 16-16 | June | 14-16 | June | 15-14 |
| July | 13-16 | July | 14-15 | July | 12-15 | July | 18-11 |
| August | 17-11 | August | 16-14 | August | 21-10 | August | 17-12 |
| September | 12-13 | September | 20-7 | September | 15-12 | September | 16-13 |
| October | 3-0 | October | 1-0 | | | | |
| 1970 | | 1971 | | 1972 | | 1973 | |
| April | 10-12 | April | 18-5 | April | 6-10 | April | 18-6 |
| May | 14-14 | May | 19-9 | May | 9-21 | May | 14-14 |
| June | 12-12 | June | 13-15 | June | 13-15 | June | 13-14 |
| July | 13-14 | July | 15-14 | July | 16-8 | July | 15-12 |
| August | 20-11 | August | 14-13 | August | 12-16 | August | 13-13 |
| September | 17-13 | September | 11-16 | September | 13-13 | September | 15-15 |
| | | | | October | 3-0 | | |
| 1974 | | 1975 | | 1976 | | 1977 | |
| April | 11-12 | April | 10-11 | April | 7-10 | April | 8-11 |
| May | 16-13 | May | 13-11 | May | 11-20 | May | 13-16 |
| June | 7-20 | June | 14-17 | June | 13-17 | June | 14-16 |
| July | 14-13 | July | 15-14 | July | 15-11 | July | 12-15 |
| August | 12-15 | August | 15-15 | August | 10-18 | August | 15-14 |
| September | 11-16 | September | 13-13 | September | 18-10 | September | 12-14 |
| October | 1-1 | | | October | 0-2 | October | 1-1 |
| 1978 | | 1979 | | 1980 | | 1981 | |
| April | 10-10 | April | 9-14 | April | 6-14 | April | 9-12 |
| May | 20-6 | May | 16-12 | May | 13-13 | May | 16-13 |
| June | 17-13 | June | 13-13 | June | 15-13 | June | 2-7 |
| July | 16-14 | July | 14-16 | July | 16-11 | July | — |
| August | 14-13 | August | 8-8 | August | 16-13 | August | 12-8 |
| September | 12-16 | September | 11-18 | September | 7-19 | September | 16-13 |
| October | 0-1 | | | October | 2-3 | October | 1-2 |
| 1982 | | 1983 | | 1984 | | 1985 | |
| April | 9-11 | April | 7-14 | April | 7-16 | April | 7-12 |
| May | 12-18 | May | 19-7 | May | 9-13 | May | 10-16 |
| June | 14-13 | June | 12-16 | June | 14-16 | June | 10-20 |
| July | 14-12 | July | 13-16 | July | 10-17 | July | 13-14 |
| August | 17-12 | August | 12-17 | August | 16-16 | August | 11-14 |
| September | 20-7 | September | 14-13 | September | 10-18 | September | 9-20 |
| October | 1-2 | October | 2-0 | | | October | 2-4 |
| 1986 | | 1987 | | 1988 | | | |
| April | 13-8 | April | 16-7 | April | 11-12 | | |
| May | 12-15 | May | 11-15 | May | 14-14 | | |
| June | 16-12 | June | 11-16 | June | 14-11 | | |
| July | 12-14 | July | 14-13 | July | 17-11 | | |
| August | 12-16 | August | 18-11 | August | 14-15 | | |
| September | 16-11 | September | 18-8 | September | 12-15 | | |
| October | 2-3 | October | 2-2 | October | 1-1 | | |

GIANTS CONSECUTIVE RBI GAMES

- 11 — Mel Ott, June 11-20, 1929
- 10 — George Kelly, June 17-27, 1921
 - Mel Ott, May 29-June 9, 1928
- 9 — Orlando Cepeda, August 18-26, 1961
 - Willie Mays, April 17-May 1, 1964
 - Willie McCovey, May 25 (second game)-June 6, 1969
 - Will Clark, August 3-11, 1987

GIANTS OPENING DAY LINEUPS

1958

Davenport 3B
King LF
Mays CF
Kirkland RF
Cepeda 1B
Spencer SS
O'Connell 2B
Thomas C
Gomez P

1962

Kuenn LF
Pagan SS
Mays CF
Cepeda 1B
F. Alou RF
Bailey C
Davenport 3B
Hiller 2B
Marichal P

1966

Lanier 2B
Gabrielson LF
Mays CF
McCovey 1B
Hart 3B
J. Alou RF
Haller C
Fuentes SS
Marichal P

1970

Bonds RF
Gallagher 3B
Mays CF
McCovey 1B
Henderson LF
Dietz C
Fuentes 2B
Lanier SS
Perry P

1974

Bonds RF
Fuentes 2B
Maddox CF
Matthews LF
Ontiveros 1B
Kingman 3B
Speier SS
Rudolph C
Bradley P

1978

Herndon CF
Andrews 2B
Evans 3B
McCovey 1B
J. Clark RF
Whitfield LF
Hill C
LeMaster SS
Montefusco P

1982

C. Davis LF
Morgan 2B
J. Clark RF
Smith 1B
Evans 3B
Leonard CF
May C
LeMaster SS
Holland P

1986

Gladden CF
W. Clark 1B
C. Davis RF
Leonard LF
Brown 3B
Brenly C
Thompson 2B
Uribe SS
Krukow P

1959

Davenport 3B
Brandt LF
Mays CF
Cepeda 1B
Kirkland RF
Spencer 2B
Rodgers SS
Schmidt C
Antonelli P

1963

Hiller 2B
Davenport 3B
Mays CF
McCovey LF
Cepeda 1B
Haller C
F. Alou RF
Pagan SS
Sanford P

1967

Henderson RF
J. Alou LF
Mays CF
McCovey 1B
Hart 3B
Haller C
Davenport SS
Lanier 2B
Marichal P

1971

Bonds RF
Fuentes 2B
Mays CF
McCovey 1B
Henderson LF
Dietz C
Gallagher 3B
Lanier SS
Marichal P

1975

Maddox CF
Thomas 2B
Thomasson 1B
Murcer RF
Matthews LF
Speier SS
Ontiveros 3B
Rader C
Barr P

1979

North CF
Whitfield LF
Madlock 2B
J. Clark RF
Evans 3B
Ivie 1B
Hill C
Metzger SS
Blue P

1983

LeMaster SS
Kuiper 2B
C. Davis CF
J. Clark RF
Leonard LF
Evans 1B
Brenly C
O'Malley 3B
Krukow P

1987

W. Clark 1B
Brown 3B
Leonard LF
Maldonado RF
C. Davis CF
Brenly C
Thompson 2B
Uribe SS
Krukow P

1960

Blasingame 2B
Davenport 3B
Mays CF
McCovey LF
Cepeda 1B
Kirkland RF
Bressoud SS
Schmidt C
Jones P

1964

Kuenn RF
Davenport 2B
McCovey LF
Mays CF
Cepeda 1B
Hart 3B
Haller C
Pagan SS
Marichal P

1968

Hunt 2B
Davenport 3B
Mays CF
McCovey 1B
Hart LF
Hiatt C
J. Alou RF
Lanier SS
Marichal P

1972

Mays CF
Fuentes 2B
Henderson LF
McCovey 1B
Bonds LF
Kingman 3B
Healy C
Speier SS
Marichal P

1976

Thomas 2B
Joshua CF
Murcer RF
Matthews LF
Montanez 1B
Speier SS
Reitz 3B
Rader C
Montefusco P

1980

North CF
Evans 3B
J. Clark RF
Ivie 1B
Herndon LF
Stennett 2B
Hill C
LeMaster SS
Knepper P

1984

LeMaster SS
Trillo 2B
J. Clark RF
Oliver 1B
Leonard LF
Youngblood 3B
C. Davis CF
Brenly C
M. Davis P

1988

Butler CF
Aldrete LF
W. Clark 1B
Maldonado RF
Mitchell 3B
Melvin C
Thompson 2B
Uribe SS
Dravecky P

1961

F. Alou LF
Kuenn 3B
Mays CF
McCovey 1B
Cepeda RF
Haller C
Hiller 2B
Bressoud SS
Jones P

1965

Kuenn LF
Lanier 2B
Mays CF
Hart 3B
McCovey 1B
J. Alou RF
Haller C
Pagan SS
Marichal P

1969

Mays CF
Hunt 2B
Bonds RF
McCovey 1B
Hart LF
Dietz C
Etheridge 3B
Lanier SS
Marichal P

1973

Bonds RF
Fuentes 2B
Speier SS
McCovey 1B
Maddox CF
Gallagher 3B
Matthews LF
Rader C
Marichal P

1977

Thomasson CF
Andrews 2B
Madlock 3B
Evans LF
McCovey 1B
Whitfield RF
Speier SS
Hill C
Montefusco P

1981

North CF
Cabell 1B
Morgan 2B
J. Clark RF
Evans 3B
Herndon LF
May C
LeMaster SS
Blue P

1985

Gladden CF
Trillo 2B
C. Davis RF
Leonard LF
Brenly C
Green 1B
Brown 3B
LeMaster SS
Hammaker P

SAN FRANCISCO GIANTS RECORDS

1958-1988

BATTING

Player Longest With Club
 Highest Batting Average (Season)
 Most Games (Season)
 Most Games (Lifetime)
 Most At Bats (Season)
 Most At Bats (Lifetime)
 Most Hits (Season)
 Most Hits (Lifetime)
 Most Hits (Game)
 Most Hits (Rookie Season)
 Most Pinch Hits (Season)
 Most Runs Scored (Season)
 Most Runs Scored (Lifetime)
 Longest Consecutive Game Hitting Streak
 Most Doubles (Season)
 Most Triples (Season)
 Most Home Runs (Season)
 Most Home Runs (Lifetime)
 Most Home Runs (Game)
 Most Pinch Hit Home Runs (Season)

 Most Home Runs (Rookie Season)
 Most Grand Slam Home Runs (Season)
 Most Pinch Hit Grand Slam Home Runs (Season)
 Most Runs Batted In (Season)
 Most Runs Batted In (Lifetime)
 Most Runs Batted In (Game)

 Most Runs Batted In (Rookie Season)
 Most Game-Winning RBIs (Season)
 Most Base on Balls (Season)
 Most Strikeouts (Season)
 Most Times Hit by Pitch (Season)
 Most Sacrifice Hits (Season)
 Most Sacrifice Flies (Season)
 Most Stolen Bases (Season)
 Most Stolen Bases (Lifetime)
 Most Stolen Bases (Rookie Season)

Willie McCovey (19 years)
 Willie Mays (.347) 1958
 Jose Pagan (164) 1962
 Willie McCovey (2256)
 Bobby Bonds (663) 1970
 Willie Mays (7578)
 Willie Mays (208) 1958
 Willie Mays (2284)
 Jesus Alou (6) 7/10/64
 Orlando Cepeda (188) 1958
 Candy Maldonado (17) 1986
 Bobby Bonds (134) 1970
 Willie Mays (1480)
 Jack Clark (26) 1978
 Jack Clark (46) 1978
 Willie Mays (12) 1960
 Willie Mays (52) 1965
 Willie McCovey (469)
 Willie Mays (4) 4/30/61
 Mike Ivie (4) 1978
 Candy Maldonado (4) 1986
 Jim Ray Hart (31) 1964
 Willie McCovey (3) 1967
 Mike Ivie (2) 1978
 Orlando Cepeda (142) 1961
 Willie McCovey (1388)
 Willie Mays (8) 4/30/61
 Orlando Cepeda (8) 7/4/61
 Orlando Cepeda (96) 1958
 Jack Clark (21) 1982
 Willie McCovey (137) 1970
 Bobby Bonds (189) 1970
 Ron Hunt (26) 1970
 Rick Reuschel (19) 1988
 Bobby Murcer (12) 1975
 Bill North (58) 1979
 Bobby Bonds (263)
 Dan Gladden (31) 1984

PITCHING

Most Games (Season)
 Most Games (Lifetime)
 Most Games Won (Season)
 Most Games Won (Lifetime)
 Most Games Lost (Season)
 Most Games Won (Rookie Season)
 Most Consecutive Games Won (Season)
 Most Seasons, 20 or More Wins
 Most Shutouts (Season)
 Most Shutouts (Lifetime)
 Most Consecutive Shutouts (Season)
 Most Consecutive Scoreless Innings (Season)
 Most Complete Games (Season)
 Most Complete Games (Lifetime)
 Most Strikeouts (Season)
 Most Strikeouts (Lifetime)
 Most Strikeouts (Game)
 Most Strikeouts (Rookie Season)
 Most Innings (Season)
 Most Innings (Career)
 Lowest ERA (Season, 162 Innings)
 Most Saves (Season)
 Most Saves (Career)

Greg Minton (78) 1982
 Gary Lavelle (647)
 Juan Marichal (26) 1968
 Juan Marichal (238)
 Ray Sadecki (18) 1968
 John Montefusco (15) 1975
 Jack Sanford (16) 1962
 Juan Marichal (6)
 Juan Marichal (10) 1965
 Juan Marichal (52)
 Gaylord Perry (4) 1970
 Gaylord Perry (15) 7/22/66
 Juan Marichal (30) 1968
 Juan Marichal (244)
 Juan Marichal (248) 1963
 Juan Marichal (2281)
 Gaylord Perry (329) 1970
 Juan Marichal (3442)
 Bob Bolin (1.98) 1968
 Greg Minton (30) 1982
 Gary Lavelle (127)

TEAM

| | |
|--|---|
| Most Games Won (Season) | (103) 1962 |
| Most Games Lost (Season) | (100) 1985 |
| Highest Club Batting Average (Season) | (.278) 1962 |
| Lowest Club ERA (Season) | (2.71) 1968 |
| Most Shutout Games Won (Season) | (20) 1968 |
| Most One-Run Games Won (Season) | (42) 1978 |
| Longest Winning Streak (Season) | (14 games) 1965 |
| Longest Losing Streak (Season) | (10 games) 1985 |
| Most Runs (Season) | (878) 1962 |
| Most Runs (Game) | (21) 7/9/88 vs. St. Louis |
| Most Runs (Inning) | (13) 5/7/66 |
| Most Hits (Season) | (1552) 1962 |
| Most Hits (Game) | (26) 5/13/58 |
| Most Doubles (Season) | (274) 1987 |
| Most Triples (Season) | (62) 1960 |
| Most Home Runs (Season) | (205) 1987 |
| Most Home Runs (Game) | (8) 4/30/61 (Mays 4, Pagan 2, F. Alou 1, Cepeda 1) |
| Most Pinch Hit Home Runs (Season) | (11) 1977, 1987 |
| Most Grand Slam Home Runs (Season) | (7) 1970 |
| Most Pinch Hit Grand Slam Home Runs (Season) | (3) 1973, 1978 |
| Most Total Bases (Season) | (2463) 1962 |
| Most Total Bases (Game) | (50) 5/13/58 |
| Most Players Five or More Hits (Game) | (2) 7/17/78 (Evans, Whitfield) |
| Most Stolen Bases (Season) | (148) 1986 |
| Most Errors (Season) | (186) 1976 |
| Fewest Errors (Season) | (129) 1987, 1988 |
| Most Double Plays (Season) | (183) 1987 |
| Longest Game (Time, Nine Innings) | (4:18) 10/2/62 |
| Longest Game (Time and Innings) | (7:23, 23 innings) San Francisco at New York 5/31/64 |

GIANTS 30 HOMER/.300 AVERAGE CLUB

| YEAR | PLAYER | HOME RUNS | AVERAGE |
|------|----------------|-----------|---------|
| 1987 | Willie Clark | 35 | .308 |
| 1969 | Willie McCovey | 45 | .320 |
| 1965 | Willie Mays | 52 | .317 |
| 1964 | Orlando Cepeda | 31 | .304 |
| 1963 | Orlando Cepeda | 34 | .316 |
| | Willie Mays | 49 | .304 |
| 1962 | Orlando Cepeda | 35 | .306 |
| | Willie Mays | 49 | .304 |
| 1961 | Orlando Cepeda | 46 | .311 |
| | Willie Mays | 40 | .308 |
| 1959 | Willie Mays | 34 | .313 |
| 1957 | Willie Mays | 35 | .333 |
| 1955 | Willie Mays | 51 | .319 |
| 1954 | Willie Mays | 41 | .345 |
| 1947 | Walker Cooper | 35 | .305 |
| | Johnny Mize | 51 | .302 |
| 1938 | Mel Ott | 36 | .311 |
| 1936 | Mel Ott | 33 | .328 |
| 1935 | Mel Ott | 31 | .322 |
| 1934 | Mel Ott | 35 | .326 |
| 1932 | Mel Ott | 38 | .318 |
| 1929 | Mel Ott | 42 | .328 |

S.F. ALL-TIME TOP TEN

BATTING

| GAMES | | AT BATS | | RUNS | |
|---------------|-------------|---------------|-------------|---------------|------------|
| McCovey | 2256 | Mays | 7578 | Mays | 1480 |
| Mays | 2095 | McCovey | 7214 | McCovey | 1113 |
| Davenport | 1501 | Davenport | 4427 | Bonds | 765 |
| Cepeda | 1114 | Cepeda | 4178 | Cepeda | 652 |
| Lanier | 1101 | Bonds | 4047 | J. Clark | 597 |
| Evans | 1094 | Fuentes | 3823 | Davenport | 552 |
| Speier | 1086 | J. Clark | 3731 | Evans | 534 |
| Fuentes | 1054 | Evans | 3728 | Hart | 528 |
| J. Clark | 1044 | Speier | 3693 | Speier | 438 |
| Bonds | 1014 | Lanier | 3514 | Davis | 432 |

| HITS | | DOUBLES | | TRIPLES | |
|---------------|------------|---------------|------------|-----------|----|
| Mays | 2284 | Mays | 376 | Mays | 76 |
| McCovey | 1974 | McCovey | 308 | McCovey | 45 |
| Cepeda | 1286 | Cepeda | 226 | Bonds | 42 |
| Davenport | 1142 | J. Clark | 197 | Herndon | 39 |
| Bonds | 1116 | Bonds | 188 | Davenport | 37 |
| J. Clark | 1034 | Davenport | 177 | Fuentes | 33 |
| Fuentes | 1000 | Evans | 159 | J. Clark | 30 |
| Hart | 965 | Fuentes | 152 | Hart | 27 |
| Evans | 952 | Speier | 149 | Leonard | 24 |
| Speier | 915 | Davis | 144 | Matthews | 24 |

| HOME RUNS | | RBI | | STOLEN BASES | |
|-----------|-----|-----------|------|--------------|-----|
| McCovey | 469 | McCovey | 1388 | Bonds | 263 |
| Mays | 459 | Mays | 1350 | Mays | 211 |
| Cepeda | 226 | Cepeda | 767 | North | 129 |
| Bonds | 186 | J. Clark | 595 | Leonard | 115 |
| J. Clark | 163 | Bonds | 552 | Davis | 95 |
| Hart | 157 | Hart | 526 | LeMaster | 93 |
| Evans | 142 | Evans | 525 | Fuentes | 63 |
| Haller | 107 | Davenport | 456 | Herndon | 60 |
| Davis | 101 | Leonard | 435 | J. Clark | 60 |
| Leonard | 99 | Davis | 418 | Maddox | 58 |

PITCHING

| GAMES | | WINS | | COMPLETE GAMES | |
|-----------|-----|---------------|-----------|-----------------|-----|
| Lavelle | 647 | Marichal | 238 | Marichal | 244 |
| Minton | 552 | Perry | 134 | Perry | 125 |
| Moffitt | 459 | McCormick | 104 | McCormick | 77 |
| Marichal | 458 | Barr | 90 | Barr | 59 |
| Barr | 394 | Sanford | 89 | Sanford | 54 |
| Perry | 367 | Bolin | 73 | O'Dell | 41 |
| McCormick | 357 | Lavelle | 73 | Halicki | 36 |
| Bolin | 345 | Blue | 72 | Knepper | 36 |
| Linzy | 308 | Krukow | 62 | three tied with | 31 |
| Miller | 269 | Montefusco | 59 | | |

| SHUTOUTS | | INNINGS | | STRIKEOUTS | |
|------------|----|---------------|-------------|---------------|------------|
| Marichal | 52 | Marichal | 3443 | Marichal | 2281 |
| Perry | 21 | Perry | 2295 | Perry | 1606 |
| Barr | 20 | Barr | 1800 | Bolin | 977 |
| McCormick | 19 | McCormick | 1741 | McCormick | 976 |
| Montefusco | 12 | Sanford | 1404 | Montefusco | 869 |
| Knepper | 11 | Bolin | 1282 | Krukow | 784 |
| Bolin | 10 | Montefusco | 1182 | Sanford | 781 |
| Sanford | 9 | Blue | 1132 | Blue | 704 |
| Blue | 7 | Krukow | 1111 | Lavelle | 696 |
| Jones | 7 | Lavelle | 981 | Barr | 650 |

S.F. YEARLY BATTING LEADERS

| Year | Average | Runs | Hits | SB |
|------|-----------------|---------------|------------------|--------------------|
| 1958 | Mays (.347) | * Mays (121) | Mays (208) | * Mays (31) |
| 1959 | Cepeda (.317) | Mays (125) | Cepeda (192) | * Mays (27) |
| 1960 | Mays (.319) | Mays (107) | * Mays (190) | Mays (25) |
| 1961 | Cepeda (.311) | * Mays (129) | Cepeda (182) | Mays (18) |
| 1962 | F. Alou (.316) | Mays (130) | Cepeda (191) | Mays (18) |
| 1963 | Cepeda (.316) | Mays (115) | Mays (187) | F. Alou (11) |
| 1964 | Cepeda (.304) | Mays (121) | Mays (171) | Mays (19) |
| 1965 | Mays (.317) | Mays (118) | Mays, Hart (177) | M. Alou (10) |
| 1966 | McCovey (.295) | Mays (99) | Hart (165) | Fuentes (6) |
| 1967 | J. Alou (.292) | Hart (98) | Hart (167) | Mays (6) |
| 1968 | McCovey (.293) | Mays (84) | McCovey (153) | Bonds (16) |
| 1969 | McCovey (.320) | * Bonds (102) | Bonds (161) | Bonds (45) |
| 1970 | Bonds (.302) | Bonds (134) | Bonds (200) | Bonds (48) |
| 1971 | Bonds (.288) | Bonds (110) | Bonds (178) | Bonds (26) |
| 1972 | Speier (.269) | Bonds (118) | Bonds (162) | Bonds (44) |
| 1973 | Maddox (.319) | * Bonds (131) | Maddox (187) | Bonds (43) |
| 1974 | Matthews (.287) | Matthews (87) | Matthews (161) | Bonds (41) |
| 1975 | Joshua (.318) | Thomas (99) | Joshua (161) | Thomas (28) |
| 1976 | Matthews (.279) | Matthews (79) | Matthews (164) | 3 with (12) |
| 1977 | Madlock (.302) | Thomas (75) | Madlock (161) | Thomasson (16) |
| 1978 | Madlock (.309) | J. Clark (90) | J. Clark (181) | Madlock (16) |
| 1979 | J. Clark (.273) | North (87) | J. Clark (144) | North (58) |
| 1980 | J. Clark (.284) | J. Clark (77) | Evans (147) | North (45) |
| 1981 | May (.310) | J. Clark (60) | Herndon (105) | North (26) |
| 1982 | Morgan (.289) | J. Clark (90) | Davis (167) | Morgan, Davis (24) |
| 1983 | Leonard (.279) | Evans (94) | Evans (145) | LeMaster (39) |
| 1984 | C. Davis (.315) | C. Davis (87) | C. Davis (157) | Gladden (31) |
| 1985 | C. Davis (.270) | Gladden (64) | C. Davis (130) | Gladden (32) |
| 1986 | C. Davis (.278) | Thompson (73) | Thompson (149) | Gladden (27) |
| 1987 | W. Clark (.308) | W. Clark (89) | W. Clark (163) | 3 with (16) |
| 1988 | Butler (.287) | Butler (109) | Butler (163) | Butler (43) |

| Year | 2B | 3B | HR | RBI |
|------|---------------------------|----------------------|---------------------------|-------------------|
| 1958 | *Cepeda (38) | Mays (11) | Mays (29) | Mays, Cepeda (96) |
| 1959 | Mays (43) | Mays, McCovey (5) | Mays (34) | Cepeda (105) |
| 1960 | Cepeda (36) | Mays (12) | Mays (29) | Mays (103) |
| 1961 | Mays (32) | 3 with (4) | *Cepeda (46) | *Cepeda (142) |
| 1962 | Mays (36) | Pagan (6) | *Mays (49) | Mays (141) |
| 1963 | Cepeda (33) | F. Alou (9) | *McCovey (44) | Mays (103) |
| 1964 | Cepeda (27) | Mays (9) | *Mays (47) | Mays (111) |
| 1965 | Mays (21) | Lanier (9) | *Mays (52) | Mays (112) |
| 1966 | Mays (29) | McCovey (6) | Mays (37) | Mays (103) |
| 1967 | Hart (26) | Hart (7) | McCovey (31) | Hart (99) |
| 1968 | Mays (20) | Bonds, Mays (5) | *McCovey (36) | *McCovey (105) |
| 1969 | McCovey (26) | Bonds (6) | *McCovey (45) | *McCovey (126) |
| 1970 | McCovey (39) | Bonds (10) | McCovey (39) | McCovey (126) |
| 1971 | Bonds (32) | 3 with (6) | Bonds (33) | Bonds (102) |
| 1972 | Fuentes (33) | Maddox (7) | Kingman (29) | Kingman (83) |
| 1973 | Bonds (34) | 2 with (10) | Bonds (39) | Bonds (96) |
| 1974 | Maddox (31) | Bonds (8) | Bonds (21) | Matthews (82) |
| 1975 | Speier (30) | Joshua (10) | Matthews (12) | Murcer (91) |
| 1976 | Matthews (28) | Thomasson (5) | Murcer (23) | Murcer (90) |
| 1977 | Madlock (28) | Thomas (10) | McCovey (28) | McCovey (86) |
| 1978 | J. Clark (46) | Herndon (9) | J. Clark (25) | J. Clark (98) |
| 1979 | J. Clark (25) | Metzger (8) | Ivie (27) | Ivie (89) |
| 1980 | Evans (23) | Herndon (11) | J. Clark (22) | J. Clark (82) |
| 1981 | Cabell (20) | Herndon (8) | J. Clark (17) | J. Clark (53) |
| 1982 | J. Clark (30) | C. Davis (6) | J. Clark (27) | J. Clark (103) |
| 1983 | Evans (29) | Leonard (7) | Evans (30) | Leonard (87) |
| 1984 | Brenly (28) | C. Davis (6) | C. Davis, Leonard (21) | Leonard (86) |
| 1985 | C. Davis (25) | Gladden (8) | Brenly (19) | Leonard (62) |
| 1986 | Maldonado (31) | 7 with (3) | Maldonado (18) | Maldonado (85) |
| 1987 | W. Clark, Leonard (29) | 3 with (5) | W. Clark (35) | W. Clark (91) |
| 1988 | W. Clark (31) | Butler (9) | W. Clark (29) | *W. Clark (109) |

S.F. YEARLY PITCHING LEADERS

| Year | Wins | ERA | IP | SO |
|------|-----------------|--------------------|------------------|-------------------------|
| 1958 | Antonelli (13) | *Miller (2.47) | *Antonelli (242) | Antonelli (143) |
| 1959 | *Jones (21) | *Jones (2.82) | Antonelli (282) | Jones (209) |
| 1960 | Jones (18) | *McCormick (2.70) | McCormick (253) | Jones (190) |
| 1961 | Miller (14) | McCormick (3.20) | McCormick (250) | McCormick (163) |
| 1962 | Sanford (24) | Marichal (3.32) | O'Dell (281) | O'Dell (195) |
| 1963 | *Marichal (25) | Marichal (2.41) | Marichal (321) | Marichal (248) |
| 1964 | Marichal (21) | Marichal (2.48) | Marichal (269) | Marichal (206) |
| 1965 | Marichal (22) | Marichal (2.13) | Marichal (295) | Marichal (240) |
| 1966 | Marichal (25) | Marichal (2.23) | Marichal (307) | Marichal (222) |
| 1967 | McCormick (22) | Perry (2.61) | Perry (293) | Perry (230) |
| 1968 | *Marichal (26) | Bolin (1.98) | *Marichal (325) | Marichal (218) |
| 1969 | Marichal (21) | *Marichal (2.10) | *Perry (326) | Perry (233) |
| 1970 | *Perry (23) | Perry (3.20) | *Perry (328) | Perry (215) |
| 1971 | Marichal (18) | Perry (2.76) | Perry (280) | Marichal (159) |
| 1972 | Bryant (14) | Barr (2.87) | Bryant (214) | McDowell (122) |
| 1973 | *Bryant (24) | Bryant (3.53) | Bryant (270) | Bryant (143) |
| 1974 | Caldwell (14) | Barr (2.74) | Barr (239) | D'Acquisto (167) |
| 1975 | Montefusco (15) | Montefusco (2.88) | Barr (244) | Montefusco (215) |
| 1976 | Montefusco (16) | Montefusco (2.85) | Montefusco (253) | Montefusco (172) |
| 1977 | Halicki (16) | Halicki (3.31) | Halicki (258) | Halicki (168) |
| 1978 | Blue (18) | Knepper (2.63) | Knepper (260) | Montefusco (177) |
| 1979 | Blue (14) | Knepper (4.65) | Blue (237) | Blue (138) |
| 1980 | Blue (14) | Blue (2.97) | Blue (224) | Blue (129) |
| 1981 | Alexander (11) | Blue (2.45) | Alexander (152) | Griffin (83) |
| 1982 | Laskey (13) | Laskey (3.14) | Laskey (189) | Gale, Hammaker (102) |
| 1983 | Laskey (13) | *Hammaker (2.25) | Breining (203) | Krukow (136) |
| 1984 | Krukow (11) | Laskey (4.33) | Laskey (208) | Krukow (141) |
| 1985 | Garrelts (9) | Krukow (3.38) | LaPoint (206.2) | Krukow (150) |
| 1986 | Krukow (20) | Krukow (3.05) | Krukow (245) | Krukow (178) |
| 1987 | LaCoss (13) | Hammaker (3.58) | Downs (186) | Downs (137) |
| 1988 | Reuschel (19) | D. Robinson (2.45) | Reuschel (245) | D. Robinson (122) |

| Year | CG | Shutouts | Saves |
|------|----------------------|----------------------------|----------------|
| 1958 | Antonelli (13) | McCormick (2) | Grissom (10) |
| 1959 | Antonelli (17) | *Antonelli, Jones (4) | Miller (8) |
| 1960 | McCormick (15) | *Sanford (6) | Antonelli (11) |
| 1961 | McCormick (13) | Marichal, McCormick (3) | Miller (17) |
| 1962 | O'Dell (20) | Marichal (3) | Miller (19) |
| 1963 | Marichal (18) | Marichal (5) | Shaw (11) |
| 1964 | *Marichal (22) | Marichal (4) | Shaw (7) |
| 1965 | Marichal (24) | *Marichal (10) | Linzy (14) |
| 1966 | Marichal (25) | Marichal, Bolin (4) | Linzy (14) |
| 1967 | Marichal, Perry (18) | McCormick (5) | Linzy (12) |
| 1968 | *Marichal (30) | Marichal (5) | Linzy (10) |
| 1969 | Marichal (27) | *Marichal (8) | Linzy (11) |
| 1970 | *Perry (23) | *Perry (5) | McMahon (19) |
| 1971 | Marichal (18) | Marichal (4) | Johnson (18) |
| 1972 | Bryant (11) | Bryant (4) | Johnson (8) |
| 1973 | Marichal (9) | Barr (3) | Sosa (18) |
| 1974 | Barr (11) | Barr (5) | Moffitt (15) |
| 1975 | Barr (12) | Montefusco (4) | Moffitt (11) |
| 1976 | Montefusco (11) | *Montefusco (6) | Moffitt (14) |
| 1977 | Halicki (7) | Barr, Halicki, Knepper (2) | Lavelle (20) |
| 1978 | Knepper (16) | *Knepper (6) | Lavelle (14) |
| 1979 | Blue (10) | Curtis, Knepper (2) | Lavelle (20) |
| 1980 | Blue (10) | Blue (3) | Minton (19) |
| 1981 | Griffin (3) | 3 with (1) | Minton (21) |
| 1982 | Laskey (7) | 3 with (1) | Minton (30) |
| 1983 | Hammaker (8) | Hammaker (3) | Minton (22) |
| 1984 | Krukow (3) | 3 with (1) | Minton (19) |
| 1985 | Krukow (6) | 4 with (1) | Garrelts (13) |
| 1986 | Krukow (10) | Krukow (2) | Garrelts (10) |
| 1987 | Downs, Dravecky (4) | Downs, Dravecky (3) | Garrelts (12) |
| 1988 | Reuschel (7) | Downs (3) | Garrelts (13) |

*Led League

GIANTS FRANCHISE RECORDS

1883-1988

BATTING

| | |
|---|---|
| Player Longest With Club | Willie Mays (22 years) |
| | Mel Ott (22 years) |
| | Bill Terry (.401) 1930 |
| Highest Batting Average | Jose Pagan (.364) 1962 |
| Most Games (Season) | Willie Mays (2857) |
| Most Games (Lifetime) | Joe Moore (681) 1935 |
| Most At Bats (Season) | Willie Mays (10,477) |
| Most At Bats (Lifetime) | Bill Terry (254) 1930 |
| Most Hits (Season) | Willie Mays (3187) |
| Most Hits (Lifetime) | 6 (7 times) Most Recent: Jesus Alou 7/10/64 |
| Most Hits (Game) | Candy Maldonado (17) 1986 |
| Most Pinch Hits (Season) | Mike Tiernan (146) 1893 |
| Most Runs Scored (Season) | Bill Terry (139) 1930 |
| Since 1900 | Willie Mays (2011) |
| Most Runs Scored (Lifetime) | George Davis (33) 1893 |
| Longest Consecutive Game Hitting Streak | Jack Clark (26) 1978 |
| Since 1900 | Jack Clark (46) 1978 |
| Most Doubles (Season) | George Davis (26) 1893 |
| Most Triples (Season) | Larry Doyle (25) 1911 |
| Since 1900 | Willie Mays (52) 1965 |
| Most Home Runs (Season) | Willie Mays (646) |
| Most Home Runs (Lifetime) | Willie Mays (4) 4/30/61 |
| Most Home Runs (Game) | Mike Ivie (4) 1978 |
| Most Pinch Hit Home Runs (Season) | Candy Maldonado (4) 1986 |
| | 3 (4 times) Most Recent: |
| | Willie McCovey 1967 |
| | Mel Ott (151) 1929 |
| | Mel Ott (1860) |
| | Willie Mays (8) 4/30/61 |
| Most Grand Slam Home Runs (Season) | Orlando Cepeda (8) 7/4/61 |
| | Ed Stankney (144) 1950 |
| Most Runs Batted In (Season) | Bobby Bonds (189) 1970 |
| Most Runs Batted In (Lifetime) | Jack Clark (21) 1982 |
| Most Runs Batted In (Game) | Ron Hunt (26) 1970 |
| | Art Devlin (36) 1907 |
| Most Bases on Balls (Season) | Bobby Murcer (12) 1975 |
| Most Strikeouts (Season) | John Ward (111) 1883 |
| Most Game-Winning RBIs (Season) | George Burns (62) 1914 |
| Most Times Hit By Pitch (Season) | George Burns (334) |
| Most Sacrifice Hits (Season) | |
| Most Sacrifice Flies (Season) | |
| Most Stolen Bases (Season) | |
| Since 1900 | |
| Most Stolen Bases (Lifetime) | |

PITCHING

| | |
|---|--------------------------------|
| Most Games (Season) | Greg Minton (78) 1982 |
| Most Games (Lifetime) | Gary Lavelle (647) |
| Most Games Won (Season) | Christy Mathewson (37) 1908 |
| Most Games Won (Lifetime) | Christy Mathewson (372) |
| Most Games Lost (Season) | Luther Taylor (27) 1901 |
| Most Consecutive Games Won (Season) | Rube Marquard (19) 1912 |
| Most Seasons, 20 or More Wins | Christy Mathewson (13) |
| Most Shutouts (Season) | Christy Mathewson (12) 1908 |
| Most Shutouts (Lifetime) | Christy Mathewson (83) |
| Most Consecutive Shutouts (Season) | Sal Maglie (4) 1950 |
| | Gaylord Perry (4) 1970 |
| Most Consecutive Scoreless Innings (Season) | Carl Hubbell (46.1) 1933 |
| Most Complete Games (Season) | Joe McGinnity (44) 1903 |
| Most Complete Games (Lifetime) | Christy Mathewson (434) |
| Most Strikeouts (Season) | Christy Mathewson (267) 1903 |
| Most Strikeouts (Lifetime) | Christy Mathewson (2502) |
| Most Strikeouts (Game) | Christy Mathewson (16) 10/3/04 |
| Most Innings (Season) | Joe McGinnity (434) 1903 |
| Most Innings (Career) | Christy Mathewson (4781) |
| Lowest ERA (Season, 162 Innings) | Carl Hubbell (1.66) 1933 |
| Most Saves (Season) | Greg Minton (30) 1982 |
| Most Saves (Career) | Gary Lavelle (127) |

TEAM

| | |
|--|--|
| Most Games Won (Season) | (106) 1904 |
| Most Games Lost (Season) | (100) 1985 |
| Highest Club Batting Average (Season) | (.319) 1930 |
| Lowest Club ERA (Season) | (2.71) 1968 |
| Most Shutout Games Won (Season) | (25) 1908 |
| Most One-Run Games Won (Season) | (42) 1978 |
| Longest Winning Streak (Season) | (26 games) 1916 |
| Longest Losing Streak (Season) | (13 games) 1902, 1944 |
| Most Runs (Season) | (959) 1930 |
| Most Runs (Game) | (29) 6/15/1887 |
| Since 1900 | (26) 4/30/44 |
| Most Runs (Inning) | (13) 4 times, Most Recent: 5/7/66 |
| Most Hits (Season) | (1769) 1930 |
| Most Hits (Game) | (31) 6/9/01 |
| Most Doubles (Season) | (276) 1928 |
| Most Triples (Season) | (105) 1911 |
| Most Home Runs (Season) | (221) 1947 |
| Most Home Runs (Game) | (8) 4/30/61 |
| | (Mays 4, Pagan 2, F. Alou 1, Cepeda 1) |
| Most Pinch Hit Home Runs (Season) | (11) 1977, 1987 |
| Most Grand Slam Home Runs (Season) | (7) 1951, 1954, 1970 |
| Most Pinch Hit Grand Slam Home Runs (Season) | (3) 1973, 1978 |
| Most Total Bases (Season) | (2628) 1930 |
| Most Total Bases (Game) | (50) 5/13/58 |
| Most Players Five or More Hits (Game) | (3) 6/9/01, 6/1/23 |
| Most Stolen Bases (Season) | (347) 1911 |
| Most Errors (Season) | (307) 1909 |
| Fewest Errors (Season) | (129) 1987, 1988 |
| Most Double Plays (Season) | (183) 1987 |
| Longest Game (Time, Nine Innings) | (4:18) 10/2/62 |
| Longest Game (Time and Innings) | (7:23, 23 innings) |
| | San Francisco at New York 5/31/64 |

RETIRED UNIFORM NUMBERS

| | | | |
|-----------|-------------------|-----------|-------------------------|
| * | Christy Mathewson | (1900-16) | 373-188, 2.13 |
| * | John McGraw | (1902-32) | 2,658-1,823, .593 |
| Number 3 | Bill Terry | (1923-36) | .341, 154 HR, 1078 RBIs |
| Number 4 | Mel Ott | (1926-47) | .304, 511 HR, 1860 RBIs |
| Number 11 | Carl Hubbell | (1928-43) | 253-154, 2.97 |
| Number 24 | Willie Mays | (1951-73) | .302, 660 HR, 1903 RBIs |
| Number 27 | Juan Marichal | (1960-75) | 243-142, 2.89 |
| Number 44 | Willie McCovey | (1959-80) | .270, 521 HR, 1555 RBIs |

*— did not wear a uniform number during career

GIANTS 200-HIT SEASONS

| | | | | | |
|------|--------------------|------|------|-------------|------|
| 1898 | George Van Haltren | 204 | 1931 | Bill Terry | 213 |
| 1905 | Mike Donlin | 216 | 1932 | Bill Terry | 225 |
| 1920 | Ross Youngs | 204 | 1934 | Bill Terry | 213 |
| 1921 | Frankie Frisch | 211 | 1935 | Bill Terry | 203 |
| 1922 | Dave Bancroft | 209 | | Hank Leiber | 203 |
| | Irish Meusel | 204 | | Joe Moore | 201 |
| 1923 | Frankie Frisch | 223* | 1936 | Joe Moore | 205 |
| | Ross Youngs | 200 | 1954 | Don Mueller | 212* |
| 1927 | Rogers Hornsby | 205 | 1958 | Willie Mays | 208 |
| 1928 | Freddie Lindstrom | 231* | 1970 | Bobby Bonds | 200 |
| 1929 | Bill Terry | 226 | | | |
| 1930 | Bill Terry | 254* | | | |
| | Freddie Lindstrom | 231 | | | |

* - Led League

GIANTS ALL-TIME TOP TEN

BATTING

GAMES

| | |
|------------|------|
| Mays | 2857 |
| Ott | 2730 |
| McCovey | 2256 |
| Terry | 1721 |
| Jackson | 1656 |
| Doyle | 1615 |
| Davenport | 1501 |
| Lockman | 1485 |
| Tiernan | 1474 |
| G.J. Burns | 1362 |

AT BATS

| | |
|------------|--------|
| Mays | 10,477 |
| Ott | 9456 |
| McCovey | 7214 |
| Terry | 6428 |
| Jackson | 6086 |
| Doyle | 5995 |
| Tiernan | 5910 |
| Lockman | 5584 |
| J. Moore | 5427 |
| G.J. Burns | 5311 |

RUNS

| | |
|-------------|------|
| Mays | 2011 |
| Ott | 1859 |
| Tiernan | 1312 |
| Terry | 1120 |
| McCovey | 1113 |
| Van Haltren | 982 |
| Connor | 939 |
| Doyle | 906 |
| G.J. Burns | 877 |
| G.S. Davis | 844 |

HITS

| | |
|-------------|------|
| Mays | 3187 |
| Ott | 2876 |
| Terry | 2193 |
| McCovey | 1974 |
| Tiernan | 1875 |
| Jackson | 1768 |
| Doyle | 1751 |
| J. Moore | 1615 |
| Van Haltren | 1592 |
| Lockman | 1571 |

DOUBLES

| | |
|------------|-----|
| Mays | 504 |
| Ott | 488 |
| Terry | 374 |
| McCovey | 308 |
| Jackson | 291 |
| Doyle | 275 |
| G.J. Burns | 267 |
| J. Moore | 258 |
| Tiernan | 248 |
| Connor | 240 |

TRIPLES

| | |
|-------------|-----|
| Tiernan | 159 |
| Mays | 139 |
| Connor | 129 |
| Doyle | 117 |
| Terry | 112 |
| Ewing | 108 |
| G.S. Davis | 97 |
| Youngs | 93 |
| Van Haltren | 90 |
| Jackson | 86 |

HOME RUNS

| | |
|----------|-----|
| Mays | 646 |
| Ott | 511 |
| McCovey | 469 |
| Cepeda | 226 |
| Thomson | 189 |
| Bonds | 186 |
| J. Clark | 163 |
| Hart | 157 |
| Mize | 157 |
| Terry | 154 |

TOTAL BASES

| | |
|----------|------|
| Mays | 5907 |
| Ott | 5041 |
| McCovey | 3779 |
| Terry | 3253 |
| Tiernan | 2765 |
| Jackson | 2636 |
| Doyle | 2461 |
| Cepeda | 2234 |
| Lockman | 2216 |
| J. Moore | 2216 |

RUNS BATTED IN

| | |
|------------|------|
| Ott | 1860 |
| Mays | 1859 |
| McCovey | 1388 |
| Terry | 1078 |
| Jackson | 929 |
| Tiernan | 852 |
| G.S. Davis | 805 |
| Cepeda | 767 |
| Kelly | 761 |
| Doyle | 728 |

EXTRA BASE HITS

| | |
|---------|------|
| Mays | 1289 |
| Ott | 1071 |
| McCovey | 822 |
| Terry | 640 |
| Tiernan | 515 |
| Jackson | 512 |
| Cepeda | 474 |
| Doyle | 459 |
| Connor | 445 |
| Thomson | 437 |

BATTING AVERAGE

| | |
|-------------|------|
| Terry | .341 |
| G.S. Davis | .335 |
| Connor | .334 |
| Van Haltren | .323 |
| Youngs | .322 |
| Frisch | .321 |
| Lindstrom | .318 |
| Tiernan | .317 |
| Ewing | .315 |
| E. Meusel | .314 |

STOLEN BASES

| | |
|------------|-----|
| G.J. Burns | 334 |
| Mays | 332 |
| Doyle | 271 |
| Devlin | 264 |
| Bonds | 263 |
| Murray | 231 |
| Frisch | 224 |
| Merkle | 192 |
| Snodgrass | 190 |
| Youngs | 153 |

HALL OF FAME INFIELD

The entire infield of the 1924 Giants are now members of the Hall of Fame. When Travis Jackson was inducted in August, 1982, he completed the talented quartet that received baseball's highest honor. That 1924 New York Giants club recorded a 93-60 record en route to a National League Pennant.

| POS. | PLAYER | (Career with N.Y.) | 1924 STATS | Inducted |
|------|-------------------|--------------------|----------------|----------|
| 1B | George Kelly | (1915-17, 1919-26) | .324, 136 RBIs | 1973 |
| 2B | Frankie Frisch | (1919-26) | .328, 121 runs | 1947 |
| SS | Travis Jackson | (1922-36) | .302 | 1982 |
| 3B | Freddie Lindstrom | (1924-32) | .287 | 1976 |

GIANTS ALL-TIME TOP TEN

PITCHING

| GAMES | | WINS | | COMPLETE GAMES (Since 1910) | |
|-------------|-----|-------------|-----|--------------------------------|-----|
| Lavelle | 647 | Mathewson | 372 | Mathewson | 434 |
| Mathewson | 634 | Hubbell | 253 | Hubbell | 245 |
| Minton | 552 | Marichal | 238 | Marichal | 244 |
| Hubbell | 535 | Fitzsimmons | 170 | Fitzsimmons | 150 |
| Moffitt | 459 | Schumacher | 158 | Schumacher | 133 |
| Marichal | 458 | McGinnity | 151 | Perry | 125 |
| Fitzsimmons | 403 | Wiltse | 136 | Tesreau | 124 |
| Barr | 394 | Perry | 134 | Jansen | 105 |
| Schumacher | 391 | Jansen | 120 | Marquard | 100 |
| Perry | 367 | Tesreau | 115 | Nehf | 95 |

| SHUTOUTS | | INNINGS PITCHED | | HITS ALLOWED | |
|-------------|----|-----------------|------|--------------|------|
| Mathewson | 83 | Mathewson | 4772 | Mathewson | 4118 |
| Marichal | 52 | Hubbell | 3591 | Hubbell | 3461 |
| Hubbell | 36 | Marichal | 3443 | Marichal | 3081 |
| Wiltse | 29 | Fitzsimmons | 2515 | Fitzsimmons | 2607 |
| Schumacher | 29 | Schumacher | 2483 | Schumacher | 2483 |
| Tesreau | 27 | Perry | 2295 | Perry | 2061 |
| McGinnity | 26 | McGinnity | 2151 | McGinnity | 1973 |
| Taylor | 21 | Wiltse | 2050 | Barr | 1863 |
| Fitzsimmons | 21 | Ames | 1944 | Wiltse | 1848 |
| Antonelli | 21 | Taylor | 1853 | Taylor | 1799 |
| Perry | 21 | | | | |

| BASES ON BALLS | | STRIKEOUTS | | SAVES | |
|----------------|-----|------------|------|-----------------|-----------|
| Schumacher | 902 | Mathewson | 2502 | Lavelle | 127 |
| Mathewson | 839 | Marichal | 2281 | Minton | 125 |
| Hubbell | 725 | Hubbell | 1677 | Moffitt | 83 |
| Marichal | 690 | Perry | 1606 | Linzy | 77 |
| Fitzsimmons | 670 | Ames | 1118 | Garrelts | 48 |
| Ames | 620 | McCormick | 1030 | Miller | 46 |
| Perry | 581 | Bolin | 977 | McMahon | 36 |
| Tesreau | 572 | Wiltse | 948 | Sosa | 27 |
| Antonelli | 548 | Antonelli | 919 | Johnson | 21 |
| Taylor | 535 | Schumacher | 906 | Bolin | 21 |

GIANTS ROAD HOTELS—1989

| City | Hotel | Telephone |
|--------------|---------------------------|--------------------------------------|
| Atlanta | Marriott Marquis | (404) 521-0000 |
| Chicago | Westin | (312) 943-7200 |
| Cincinnati | Hyatt Regency | (513) 579-1234 |
| Houston | Westin Galleria | (713) 960-8100 |
| Los Angeles | Hilton Hotel | (213)-629-4321 (April visit) |
| | Hyatt Regency | (213) 683-1234 (July/Sept. visit) |
| Montreal | Le Centre Sheraton | (514) 878-2000 |
| New York | Grand Hyatt | (212) 883-1234 |
| Philadelphia | The Hershey | (215) 893-1600 |
| Pittsburgh | Vista International | (412) 281-3700 |
| St. Louis | Adam's Mark | (314) 241-7400 |
| San Diego | Marriott Hotel and Marina | (619) 234-1500 |

GIANTS ALL-STAR GAME SELECTIONS

- 1933: (4) Carl Hubbell (p), Frank O'Doul (of), Hal Schumacher (p), Bill Terry (1b)
 1934: (5) Carl Hubbell (p), Travis Jackson (ss), Joe Moore (of), Mel Ott (of), Bill Terry (1b)
 1935: (6) Carl Hubbell (p), August Mancuso (c), Joe Moore (of), Mel Ott (of), Hal Schumacher (p), Bill Terry (1b)
 1936: (6) Carl Hubbell (p), Joe Moore (of), Mel Ott (of)
 1937: (6) Dick Bartell (ss), Carl Hubbell (p), August Mancuso (c), Joe Moore (of), Mel Ott (of), Burgess Whitehead (2b)
 1938: (4) Carl Hubbell (p), Henry Leiber (of), Joe Moore (of), Mel Ott (of)
 1939: (3) Harry Danning (c), Bill Juries (ss), Mel Ott (of)
 1940: (5) Harry Danning (c), Carl Hubbell (p), Bill Juries (ss), Joe Moore (of), Mel Ott (of)
 1941: (3) Harry Danning (c), Carl Hubbell (p), Mel Ott (of)
 1942: (5) Carl Hubbell (p), Willard Marshall (of), Cliff Melton (p), John Mize (1b), Mel Ott (of)
 1943: (2) Ernie Lombardi (c), Mel Ott (of)
 1944: (2) Joe Medwick (of), Mel Ott (of)
 1946: (2) Walker Cooper (c), John Mize (1b)
 1947: (3) Walker Cooper (c), Willard Marshall (of), John Mize (1b)
 1948: (4) Walker Cooper (c), Sid Gordon (3b), John Mize (1b), Bobby Thomson (of)
 1949: (4) Sid Gordon (3b), Willard Marshall (of), John Mize (1b), Bobby Thomson (of)
 1950: (2) Larry Jansen (p), Eddie Stanky (2b)
 1951: (3) Alvin Dark (p), Larry Jansen (p), Sal Maglie (p)
 1952: (6) Alvin Dark (p), Monte Irvin (of), Carroll Lockman (1b), Sal Maglie (p), Bobby Thomson (of), Wes Westrum (c)
 1953: (2) Hoyt Wilhelm (p), David Williams (2b)
 1954: (5) John Antonelli (p), Alvin Dark (ss), Marv Grissom (p), Willie Mays (of), Don Mueller (of)
 1955: (2) Willie Mays (of), Don Mueller (of)
 1956: (2) John Antonelli (p), Willie Mays (of)
 1957: (2) John Antonelli (p), Willie Mays (of)
 1958: (3) John Antonelli (p), Willie Mays (of), Bob Schmidt (c)
 1959: (4) John Antonelli (p), Orlando Cepeda (1b), Sam Jones (p), Willie Mays (of)
 1960: (3) Orlando Cepeda (of), Willie Mays (of), Mike McCormick (p)
 1961: (5) Ed Bailey (c), Orlando Cepeda (of), Willie Mays (of), Mike McCormick (p), Stu Miller (p)
 1962: (5) Felipe Alou (of), Orlando Cepeda (1b), Jim Davenport (3b), Juan Marichal (p), Willie Mays (of)
 1963: (5) Ed Bailey (c), Orlando Cepeda (1b), Juan Marichal (p), Willie Mays (of), Willie McCovey (of)
 1964: (3) Orlando Cepeda (1b), Juan Marichal (p), Willie Mays (of)
 1965: (2) Juan Marichal (p), Willie Mays (of)
 1966: (6) Tom Haller (c), Jim Hart (3b), Juan Marichal (p), Willie Mays (of), Willie McCovey (1b), Gaylord Perry (p)
 1967: (3) Tom Haller (c), Juan Marichal (p), Willie Mays (of)
 1968: (3) Juan Marichal (p), Willie Mays (of), Willie McCovey (1b)
 1969: (3) Juan Marichal (p), Willie Mays (of), Willie McCovey (1b)
 1970: (4) Dick Dietz (c), Willie Mays (of), Willie McCovey (1b), Gaylord Perry (p)
 1971: (4) Bobby Bonds (of), Juan Marichal (p), Willie Mays (of), Willie McCovey (1b)
 1972: (1) Chris Speier (ss)
 1973: (2) Bobby Bonds (of), Chris Speier (ss)
 1974: (1) Chris Speier (ss)
 1975: (1) Bobby Murcer (of)
 1976: (1) John Montefusco (p)
 1977: (1) Gary Lavelle (p)
 1978: (2) Vida Blue (p), Jack Clark (of)
 1979: (1) Jack Clark (of)
 1980: (1) Ed Whitson (p)
 1981: (1) Vida Blue (p)
 1982: (1) Greg Minton (p)
 1983: (3) Darrell Evans (1b), Atlee Hammaker (p), Gary Lavelle (p)
 1984: (2) Bob Brenly (c), Chili Davis (of)
 1985: (1) Scott Garrelts (p)
 1986: (3) Chris Brown (3b), Chili Davis (of), Mike Krukow (p)
 1987: (1) Jeffrey Leonard (of)
 1988: (3) Will Clark (1b), Rick Reuschel (p), Robby Thompson (2b)

GIANTS 1987 NLCS STATISTICS

| PLAYER | AVG. | G | AB | R | H | 2B | 3B | HR | RBI | GW | BB | IB | SO | SB | CS | GI DP | E |
|-----------|------|---|-----|----|----|----|----|----|-----|----|----|----|----|----|----|----------|---|
| Aldrete | .100 | 5 | 10 | 0 | 1 | 0 | 0 | 0 | 1 | 0 | 0 | 0 | 2 | 0 | 0 | 1 | 0 |
| Brenly | .235 | 6 | 17 | 3 | 4 | 1 | 0 | 1 | 2 | 0 | 3 | 0 | 7 | 0 | 0 | 0 | 0 |
| Clark | .360 | 7 | 25 | 3 | 9 | 2 | 0 | 1 | 3 | 1 | 3 | 1 | 6 | 1 | 1 | 1 | 1 |
| C. Davis | .150 | 6 | 20 | 2 | 3 | 1 | 0 | 0 | 0 | 0 | 1 | 0 | 4 | 0 | 0 | 1 | 1 |
| Leonard | .417 | 7 | 24 | 5 | 10 | 0 | 0 | 4 | 5 | 1 | 3 | 0 | 4 | 0 | 0 | 0 | 0 |
| Maldonado | .211 | 5 | 19 | 2 | 4 | 1 | 0 | 0 | 2 | 0 | 0 | 0 | 3 | 0 | 0 | 0 | 0 |
| Melvin | .429 | 3 | 7 | 0 | 3 | 0 | 0 | 0 | 0 | 0 | 1 | 1 | 1 | 0 | 0 | 1 | 0 |
| Milner | .143 | 6 | 7 | 0 | 1 | 0 | 0 | 0 | 0 | 0 | 0 | 0 | 3 | 0 | 0 | 0 | 0 |
| Mitchell | .267 | 7 | 30 | 2 | 8 | 1 | 0 | 1 | 2 | 0 | 0 | 0 | 3 | 1 | 0 | 0 | 1 |
| Speier | .000 | 3 | 5 | 0 | 0 | 0 | 0 | 0 | 0 | 0 | 0 | 0 | 2 | 0 | 0 | 1 | 0 |
| Spilman | .500 | 3 | 2 | 1 | 1 | 0 | 0 | 1 | 1 | 0 | 0 | 0 | 0 | 0 | 0 | 0 | 0 |
| Thompson | .100 | 7 | 20 | 4 | 2 | 0 | 1 | 1 | 2 | 0 | 5 | 0 | 7 | 2 | 2 | 0 | 1 |
| Uribe | .269 | 7 | 26 | 1 | 7 | 1 | 0 | 0 | 2 | 1 | 0 | 0 | 4 | 1 | 1 | 0 | 1 |
| Pitchers | .071 | 7 | 14 | 0 | 1 | 0 | 0 | 0 | 0 | 0 | 1 | 0 | 5 | 0 | 0 | 0 | 1 |
| GIANTS | .239 | 7 | 226 | 23 | 54 | 7 | 1 | 9 | 20 | 3 | 17 | 2 | 51 | 5 | 4 | 5 | 6 |
| Cardinals | .260 | 7 | 215 | 23 | 56 | 4 | 4 | 2 | 22 | 4 | 16 | 1 | 42 | 4 | 4 | 8 | 3 |

| PITCHER | W | L | ERA | G | GS | CG | SHO | SV | IP | H | R | ER | HR | BB | IB | SO |
|-------------|---|---|------|---|----|----|-----|----|------|----|----|----|----|----|----|----|
| Downs | 0 | 0 | 0.00 | 1 | 0 | 0 | 0 | 0 | 1.1 | 1 | 0 | 0 | 0 | 0 | 0 | 0 |
| Dravecky | 1 | 1 | 0.60 | 2 | 2 | 1 | 1 | 0 | 15.0 | 7 | 1 | 1 | 0 | 4 | 0 | 14 |
| Garrelts | 0 | 0 | 6.75 | 2 | 0 | 0 | 0 | 0 | 2.2 | 2 | 2 | 2 | 0 | 4 | 0 | 4 |
| Hammaker | 0 | 1 | 7.88 | 2 | 2 | 0 | 0 | 0 | 8.0 | 12 | 7 | 7 | 2 | 0 | 0 | 7 |
| Krukow | 1 | 0 | 2.00 | 1 | 1 | 1 | 0 | 0 | 9.0 | 9 | 2 | 2 | 0 | 1 | 0 | 3 |
| LaCoss | 0 | 0 | 0.00 | 2 | 0 | 0 | 0 | 0 | 3.1 | 1 | 0 | 0 | 0 | 3 | 1 | 2 |
| Lefferts | 0 | 0 | 0.00 | 3 | 0 | 0 | 0 | 0 | 2.0 | 3 | 0 | 0 | 0 | 1 | 0 | 0 |
| Price | 1 | 0 | 0.00 | 2 | 0 | 0 | 0 | 0 | 5.2 | 3 | 0 | 0 | 0 | 1 | 0 | 7 |
| Reuschel | 0 | 1 | 6.30 | 2 | 2 | 0 | 0 | 0 | 10.0 | 15 | 8 | 7 | 0 | 2 | 0 | 2 |
| D. Robinson | 0 | 1 | 9.00 | 3 | 0 | 0 | 0 | 0 | 3.0 | 3 | 3 | 3 | 0 | 0 | 0 | 3 |
| GIANTS | 3 | 4 | 3.30 | 7 | 7 | 2 | 1 | 0 | 60.0 | 56 | 23 | 22 | 2 | 16 | 1 | 42 |
| Cardinals | 4 | 3 | 2.95 | 7 | 7 | 2 | 2 | 3 | 61.0 | 54 | 23 | 20 | 9 | 17 | 2 | 51 |

1987 NATIONAL LEAGUE CHAMPIONSHIP SERIES

Game #1: October 6 at St. Louis

Giants 100 100 010-3
St. Louis 001 103 00x-5
HRs: Leonard

Reuschel—L, Lefferts (7), Garrelts (8)
Mathews-W, Worrell (8), Dayley-S (8)

Att: 55,331

Game #2: October 7 at St. Louis

Giants 020 100 020-5
St. Louis 000 000 000-0
HRs: W. Clark, Leonard

DRAVECKY—W
Tudor-L, Forsch (9)

Att: 55,331

Game #3: October 9 at Candlestick

St. Louis 000 002 400-6
Giants 031 000 001-5

Magrane, Forsch-W (5), Worrell-S (7)
Hammaker, D. Robinson-L (7),
Lefferts (7), LaCoss (8)

HRs: Leonard, Lindeman, Spilman

Att: 57,913

Game #4: October 10 at Candlestick

St. Louis 020 000 000-2
Giants 000 120 01x-4
HRs: Thompson, Leonard, Brenly

COX-L
KRUKOW—W

Att: 57,997

Game #5: October 11 at Candlestick

St. Louis 101 100 000-3
Giants 101 400 00x-6

Mathews, Forsch-L (4), Horton (4)
Dayley (7)
Reuschel, Price-W (5)

HR: Mitchell

Att: 59,363

Game #6: October 13 at St. Louis

Giants 000 000 000-0
St. Louis 010 000 00x-1
HRs: none

Dravecky-L, D. Robinson (7)
Tudor-W, Worrell (8), Dayley (9)

Att: 55,331

Game #7: October 14 at St. Louis

Giants 000 000 000-0
St. Louis 040 002 00x-6

Hammaker-L, Price (3), Downs (3),
Garrelts (5), Lefferts (6), LaCoss (6)
D. Robinson (8)
COX-W

Att: 55,331

GIANTS 1971 NLCS STATISTICS

| PLAYER | AVG. | G | AB | R | H | 2B | 3B | HR | RBI | E |
|------------|------|---|-----|----|----|----|----|----|-----|---|
| Bonds | .250 | 3 | 8 | 0 | 2 | 0 | 0 | 0 | 0 | 1 |
| Dietz | .067 | 4 | 15 | 0 | 1 | 0 | 0 | 0 | 0 | 0 |
| Duffy | .000 | 1 | 1 | 0 | 0 | 0 | 0 | 0 | 0 | 0 |
| Fuentes | .313 | 4 | 16 | 4 | 5 | 1 | 0 | 1 | 2 | 1 |
| Gallagher | .100 | 4 | 10 | 0 | 1 | 0 | 0 | 0 | 0 | 0 |
| Hart | .000 | 3 | 5 | 0 | 0 | 0 | 0 | 0 | 0 | 0 |
| Henderson | .313 | 4 | 16 | 3 | 5 | 1 | 0 | 0 | 2 | 0 |
| Kingman | .111 | 4 | 9 | 0 | 1 | 0 | 0 | 0 | 0 | 0 |
| Lanier | .000 | 1 | 1 | 0 | 0 | 0 | 0 | 0 | 0 | 0 |
| Mays | .267 | 4 | 15 | 2 | 4 | 2 | 0 | 1 | 3 | 0 |
| McCovey | .429 | 4 | 14 | 2 | 6 | 0 | 0 | 2 | 6 | 1 |
| Rosario | .000 | 1 | 0 | 0 | 0 | 0 | 0 | 0 | 0 | 0 |
| Speier | .357 | 4 | 14 | 4 | 5 | 1 | 0 | 1 | 1 | 1 |
| Pitchers | .125 | 4 | 8 | 0 | 1 | 0 | 0 | 0 | 0 | 0 |
| GIANTS | .235 | 4 | 132 | 15 | 31 | 5 | 0 | 5 | 14 | 4 |
| Pittsburgh | .271 | 4 | 144 | 24 | 39 | 4 | 0 | 8 | 23 | 3 |

| PITCHER | W | L | ERA | G | GS | CG | SV | IP | H | R | ER | BB | SO |
|------------|---|---|-------|---|----|----|----|------|----|----|----|----|----|
| Barr | 0 | 0 | 9.00 | 1 | 0 | 0 | 0 | 1.0 | 3 | 1 | 1 | 0 | 2 |
| Bryant | 0 | 0 | 4.50 | 1 | 0 | 0 | 0 | 2.0 | 1 | 1 | 1 | 1 | 2 |
| Carrithers | 0 | 0 | — | 1 | 0 | 0 | 0 | 0.0 | 3 | 3 | 3 | 0 | 0 |
| Cumberland | 0 | 1 | 9.00 | 1 | 1 | 0 | 0 | 3.0 | 7 | 3 | 3 | 0 | 4 |
| Hamilton | 0 | 0 | 9.00 | 1 | 0 | 0 | 0 | 1.0 | 1 | 1 | 1 | 0 | 3 |
| Johnson | 0 | 0 | 13.50 | 1 | 0 | 0 | 0 | 1.1 | 1 | 2 | 2 | 1 | 2 |
| Marichal | 0 | 1 | 2.25 | 1 | 1 | 1 | 0 | 8.0 | 4 | 2 | 2 | 0 | 6 |
| McMahon | 0 | 0 | 0.00 | 2 | 0 | 0 | 0 | 3.0 | 0 | 0 | 0 | 0 | 3 |
| Perry | 1 | 1 | 6.14 | 2 | 2 | 1 | 0 | 14.2 | 19 | 11 | 10 | 3 | 11 |
| GIANTS | 1 | 3 | 6.09 | 4 | 4 | 2 | 0 | 34.0 | 39 | 24 | 23 | 5 | 33 |
| Pittsburgh | 3 | 1 | 3.34 | 4 | 4 | 0 | 3 | 35.0 | 31 | 15 | 13 | 16 | 28 |

1971 NATIONAL LEAGUE CHAMPIONSHIP SERIES

Game #1: October 2 at Candlestick

| | | | |
|-----------------------|---------------|-----|--------------------------------|
| Pittsburgh | 002 000 200-4 | 9 0 | Blass-L, Moose (6), Giusti (8) |
| Giants | 001 040 00x-5 | 7 2 | PERRY-W |
| HRs: Fuentes, McCovey | | | Att: 40,977 |

Game #2: October 3 at Candlestick

| | | | |
|--------------------------------|---------------|------|---|
| Pittsburgh | 010 210 401-9 | 15 0 | Ellis-W, Miller (6), Giusti-S (9) |
| Giants | 110 000 002-4 | 9 0 | Cumberland-L, Barr (4), McMahon (5), Carrithers (7), Bryant (7), Hamilton (9) |
| HRs: Robertson 3, Clines, Mays | | | Att: 42,562 |

Game #3: October 5 at Pittsburgh

| | | | |
|------------------------|---------------|-----|-------------------------|
| Giants | 000 001 000-1 | 5 2 | MARICHAL-L |
| Pittsburgh | 010 000 01x-2 | 4 1 | Johnson-W, Giusti-S (9) |
| HRs: Robertson, Hebner | | | Att: 38,322 |

Game #4: October 6 at Pittsburgh

| | | | |
|--------------------------------------|---------------|------|-----------------------------------|
| Giants | 140 000 000-5 | 10 0 | Perry-L, Johnson (6), McMahon (8) |
| Pittsburgh | 230 004 00x-9 | 11 2 | Blass, Kison-W (3), Giusti-S (7) |
| HRs: Speier, McCovey, Hebner, Oliver | | | Att: 35,487 |

GIANTS SET RECORD WITH FIVE HOMERS IN ONE INNING

The Giants have twice hit five home runs in one inning, a Major League record. On August 23, 1961, five San Francisco Giants homered in a 12-run, ninth-inning explosion against the Cincinnati Reds. Orlando Cepeda, Felipe Alou, Jim Davenport, Willie Mays and John Orsino all homered at Crosley Field. That tied the record set by the New York Giants on June 6, 1939 (fourth inning) vs. Cincinnati and later tied by the Philadelphia Phillies on June 2, 1949 (eighth inning) vs. Cincinnati. The only American League team to hit five HRs in an inning was Minnesota on June 9, 1966 vs. Kansas City.

GIANTS IN THE WORLD SERIES

Since the World Series began in 1903, the Giants have participated in 15 World Series, winning five World Championships (1905, 1921, 1922, 1933 and 1954). In 1904, the Giants won the National League crown, but the World Series was not played. The Giants also won National League titles in 1888 and 1889. Here's a game-by-game look:

| Year | Game | Date | Site | Score | Winner | Loser | Alt. |
|------|------|-------|------|------------------------------|------------|------------|--------|
| 1905 | 1 | 10-9 | Phi | GIANTS 3, Athletics 0 | MATHEWSON | PLANK | 17,955 |
| | 2 | 10-10 | NY | Athletics 3, GIANTS 0 | BENDER | McGinnity | 24,992 |
| | 3 | 10-12 | Phi | GIANTS 9, Athletics 0 | MATHEWSON | COAKLEY | 10,991 |
| | 4 | 10-13 | NY | GIANTS 1, Athletics 0 | McGINNITY | PLANK | 13,598 |
| | 5 | 10-14 | NY | GIANTS 2, Athletics 0 | MATHEWSON | BENDER | 24,187 |
| 1911 | 1 | 10-14 | NY | GIANTS 2, Athletics 1 | MATHEWSON | BENDER | 38,281 |
| | 2 | 10-16 | Phi | Athletics 3, GIANTS 1 | PLANK | Marquard | 26,286 |
| | 3 | 10-17 | NY | Athletics 3, GIANTS 2 (11) | COOMBS | MATHEWSON | 37,216 |
| | 4 | 10-24 | Phi | Athletics 4, GIANTS 2 | BENDER | Mathewson | 24,355 |
| | 5 | 10-25 | NY | GIANTS 4, Athletics 3 (10) | Crandall | Plank | 33,228 |
| | 6 | 10-26 | Phi | Athletics 13, GIANTS 2 | BENDER | Ames | 20,485 |
| 1912 | 1 | 10-8 | NY | Red Sox 4, GIANTS 3 | WOOD | Tesreau | 35,730 |
| | 2 | 10-9 | Bos | GIANTS 6, Red Sox 6 (Tie-11) | MATHEWSON | Collins | 30,148 |
| | 3 | 10-10 | Bos | GIANTS 2, Red Sox 1 | MARQUARD | O'Brien | 34,624 |
| | 4 | 10-11 | NY | Red Sox 3, GIANTS 1 | WOOD | Tesreau | 36,502 |
| | 5 | 10-12 | Bos | Red Sox 2, GIANTS 1 | BEDIENT | MATHEWSON | 34,683 |
| | 6 | 10-14 | NY | GIANTS 5, Red Sox 2 | MARQUARD | O'Brien | 30,622 |
| | 7 | 10-15 | Bos | GIANTS 11, Red Sox 4 | TESREAU | Wood | 32,694 |
| | 8 | 10-16 | Bos | Red Sox 3, GIANTS 2 (10) | Wood | MATHEWSON | 17,034 |
| 1913 | 1 | 10-7 | NY | Athletics 6, GIANTS 4 | BENDER | Marquard | 36,291 |
| | 2 | 10-8 | Phi | GIANTS 3, Athletics 0 (10) | MATHEWSON | PLANK | 20,563 |
| | 3 | 10-9 | NY | Athletics 8, GIANTS 2 | BUSH | Tesreau | 36,896 |
| | 4 | 10-10 | Phi | Athletics 6, GIANTS 5 | BENDER | Demaree | 20,568 |
| | 5 | 10-11 | NY | Athletics 3, GIANTS 1 | PLANK | MATHEWSON | 36,632 |
| 1917 | 1 | 10-6 | Chi | White Sox 2, GIANTS 1 | CICOTTE | SALLEE | 32,000 |
| | 2 | 10-7 | Chi | White Sox 7, GIANTS 2 | FABER | Anderson | 32,000 |
| | 3 | 10-8 | NY | GIANTS 2, White Sox 0 | BENTON | CICOTTE | 33,616 |
| | 4 | 10-11 | NY | GIANTS 5, White Sox 0 | SCHUPP | Faber | 27,746 |
| | 5 | 10-13 | Chi | White Sox 8, GIANTS 5 | Faber | Sallee | 27,323 |
| | 6 | 10-15 | NY | White Sox 4, GIANTS 2 | FABER | Benton | 33,969 |
| 1921 | 1 | 10-5 | NYG | Yankees 3, GIANTS 0 | MAYS | Douglas | 30,203 |
| | 2 | 10-6 | YYY | Yankees 3, GIANTS 0 | HOYT | NEHF | 34,939 |
| | 3 | 10-7 | NYG | GIANTS 13, Yankees 4 | Barnes | Quinn | 36,509 |
| | 4 | 10-9 | YYY | GIANTS 4, Yankees 2 | DOUGLAS | MAYS | 36,372 |
| | 5 | 10-10 | NYG | Yankees 3, GIANTS 1 | HOYT | NEHF | 35,758 |
| | 6 | 10-11 | YYY | GIANTS 8, Yankees 5 | Barnes | Shawkey | 34,283 |
| | 7 | 10-12 | NYG | GIANTS 2, Yankees 1 | DOUGLAS | MAYS | 36,503 |
| | 8 | 10-13 | YYY | GIANTS 1, Yankees 0 | NEHF | HOYT | 25,410 |
| 1922 | 1 | 10-4 | NYG | GIANTS 3, Yankees 2 | Ryan | Bush | 36,514 |
| | 2 | 10-5 | YYY | GIANTS 3, Yankees 3 (Tie-10) | J. BARNES | SHAWKEY | 37,020 |
| | 3 | 10-6 | NYG | GIANTS 3, Yankees 0 | SCOTT | Hoyl | 37,630 |
| | 4 | 10-7 | YYY | GIANTS 4, Yankees 3 | McQUILLAN | Mays | 37,242 |
| | 5 | 10-8 | NYG | GIANTS 5, Yankees 3 | NEHF | BUSH | 38,551 |
| 1923 | 1 | 10-10 | YYY | GIANTS 5, Yankees 4 | Ryan | Bush | 55,307 |
| | 2 | 10-11 | NYG | Yankees 4, GIANTS 2 | PENNOCK | McQuillan | 40,402 |
| | 3 | 10-12 | YYY | GIANTS 1, Yankees 0 | NEHF | Jones | 62,430 |
| | 4 | 10-13 | NYG | Yankees 8, GIANTS 4 | Shawkey | Scollt | 46,302 |
| | 5 | 10-14 | YYY | Yankees 8, GIANTS 1 | BUSH | Bentley | 62,817 |
| | 6 | 10-15 | NYG | Yankees 6, GIANTS 4 | Pennock | Nehf | 34,172 |
| 1924 | 1 | 10-4 | Was | GIANTS 4, Senators 3 (12) | NEHF | JOHNSON | 35,760 |
| | 2 | 10-5 | Was | Senators 4, GIANTS 3 | Zachary | Bentley | 35,922 |
| | 3 | 10-6 | NY | GIANTS 6, Senators 4 | McQuillan | Marberry | 47,608 |
| | 4 | 10-7 | NY | Senators 7, GIANTS 4 | Mogridge | BARNES | 49,243 |
| | 5 | 10-8 | NY | GIANTS 6, Senators 2 | Beniley | JOHNSON | 49,271 |
| | 6 | 10-9 | Was | Senators 2, GIANTS 1 | ZACHARY | Nehf | 34,254 |
| | 7 | 10-10 | Was | Senators 4, GIANTS 3 (12) | Johnson | Beniley | 31,667 |
| 1933 | 1 | 10-3 | NY | GIANTS 4, Senators 2 | HUBBELL | Stewart | 46,672 |
| | 2 | 10-4 | NY | GIANTS 6, Senators 1 | SCHUMACHER | Crowder | 35,461 |
| | 3 | 10-5 | Was | Senators 4, GIANTS 0 | WHITEHILL | Fitsimmons | 25,727 |
| | 4 | 10-6 | Was | GIANTS 2, Senators 1 (11) | HUBBELL | Weaver | 26,762 |
| | 5 | 10-7 | Was | GIANTS 1, Senators 0 | Luque | Russell | 28,454 |
| 1936 | 1 | 9-30 | NYG | GIANTS 6, Yankees 1 | HUBBELL | RUFFING | 39,419 |
| | 2 | 10-2 | NYG | Yankees 18, GIANTS 4 | GOMEZ | Schumacher | 43,543 |
| | 3 | 10-3 | YYY | Yankees 2, GIANTS 1 | Hadley | FITSIMMONS | 64,842 |
| | 4 | 10-4 | YYY | Yankees 5, GIANTS 2 | PEARSON | Hubbell | 66,669 |
| | 5 | 10-5 | YYY | GIANTS 5, Yankees 4 (10) | SCHUMACHER | Malone | 50,024 |
| | 6 | 10-6 | NYG | Yankees 13, GIANTS 5 | Gomez | FITSIMMONS | 38,427 |

WORLD SERIES *continued*

| | | | | | | | |
|------|---|-------|-------------|--------------------------|-----------|------------|--------|
| 1937 | 1 | 10-6 | NY Yankees | Yankees 8, GIANTS 1 | GOMEZ | Hubbell | 60,573 |
| | 2 | 10-7 | NY Yankees | Yankees 8, GIANTS 1 | RUFFING | Melton | 57,675 |
| | 3 | 10-8 | NY Yankees | Yankees 5, GIANTS 1 | Pearson | Schumacher | 37,385 |
| | 4 | 10-9 | NY Giants | GIANTS 7, Yankees 3 | HUBBELL | Hadley | 44,293 |
| | 5 | 10-10 | NY Yankees | Yankees 4, GIANTS 2 | GOMEZ | Melton | 38,216 |
| 1951 | 1 | 10-4 | NY Yankees | GIANTS 5, Yankees 1 | KOSLO | Reynolds | 65,673 |
| | 2 | 10-5 | NY Yankees | Yankees 3, GIANTS 1 | LOPAT | Jansen | 66,018 |
| | 3 | 10-6 | NY Giants | GIANTS 6, Yankees 2 | Hearn | Raschi | 52,035 |
| | 4 | 10-8 | NY Yankees | Yankees 6, GIANTS 2 | REYNOLDS | Maglie | 49,010 |
| | 5 | 10-9 | NY Yankees | Yankees 13, GIANTS 1 | LOPAT | Jansen | 47,530 |
| | 6 | 10-10 | NY Yankees | Yankees 4, GIANTS 3 | Raschi | Koslo | 61,711 |
| 1954 | 1 | 9-29 | NY Giants | GIANTS 5, Indians 2 (10) | Grissom | LEMON | 52,751 |
| | 2 | 9-30 | NY Giants | GIANTS 3, Indians 1 | ANTONELLI | Wynn | 49,099 |
| | 3 | 10-1 | Cle Indians | GIANTS 6, Indians 2 | Gomez | Garcia | 71,555 |
| | 4 | 10-2 | Cle Indians | GIANTS 7, Indians 4 | Liddle | Lemon | 78,102 |

GIANTS 1962 WORLD SERIES STATISTICS

| PLAYER | AVG. | G | AB | R | H | 2B | 3B | HR | RBI | BB | SO | E |
|-----------|------|---|-----|----|----|----|----|----|-----|----|----|---|
| F. Alou | .269 | 7 | 26 | 2 | 7 | 1 | 1 | 0 | 1 | 1 | 4 | 1 |
| M. Alou | .333 | 6 | 12 | 2 | 4 | 1 | 0 | 0 | 1 | 0 | 1 | 0 |
| Bailey | .071 | 6 | 14 | 1 | 1 | 0 | 0 | 1 | 2 | 0 | 3 | 0 |
| Bowman | .000 | 2 | 1 | 1 | 0 | 0 | 0 | 0 | 0 | 0 | 0 | 0 |
| Cepeda | .158 | 5 | 19 | 1 | 3 | 1 | 0 | 0 | 2 | 0 | 4 | 0 |
| Davenport | .136 | 7 | 22 | 1 | 3 | 1 | 0 | 0 | 1 | 4 | 7 | 3 |
| Haller | .286 | 4 | 14 | 1 | 4 | 1 | 0 | 1 | 3 | 0 | 2 | 0 |
| Hiller | .269 | 7 | 26 | 4 | 7 | 3 | 0 | 1 | 5 | 3 | 4 | 1 |
| Kuenn | .083 | 4 | 12 | 1 | 1 | 0 | 0 | 0 | 0 | 1 | 1 | 0 |
| Mays | .250 | 7 | 28 | 3 | 7 | 2 | 0 | 0 | 1 | 1 | 5 | 0 |
| McCovey | .200 | 4 | 15 | 2 | 3 | 0 | 1 | 1 | 1 | 1 | 3 | 2 |
| Nieman | .000 | 1 | 0 | 0 | 0 | 0 | 0 | 0 | 0 | 1 | 0 | 0 |
| Orsino | .000 | 1 | 1 | 0 | 0 | 0 | 0 | 0 | 0 | 0 | 0 | 0 |
| Pagan | .368 | 7 | 19 | 2 | 7 | 0 | 0 | 1 | 2 | 0 | 1 | 1 |
| Pitchers | .235 | 7 | 17 | 0 | 4 | 0 | 0 | 0 | 0 | 0 | 4 | 0 |
| GIANTS | .226 | 7 | 226 | 21 | 51 | 10 | 2 | 5 | 19 | 12 | 39 | 8 |
| Yankees | .199 | 7 | 221 | 20 | 44 | 6 | 1 | 3 | 17 | 21 | 39 | 5 |

| PITCHER | W | L | ERA | G | GS | CG | IP | H | R | ER | HR | BB | SO |
|----------|---|---|------|---|----|----|------|----|----|----|----|----|----|
| Bolin | 0 | 0 | 6.75 | 2 | 0 | 0 | 2.2 | 4 | 2 | 2 | 0 | 2 | 2 |
| Larsen | 1 | 0 | 3.86 | 3 | 0 | 0 | 2.1 | 1 | 1 | 1 | 0 | 2 | 0 |
| Marichal | 0 | 0 | 0.00 | 1 | 1 | 0 | 4.0 | 2 | 0 | 0 | 0 | 2 | 4 |
| Miller | 0 | 0 | 0.00 | 2 | 0 | 0 | 1.1 | 1 | 0 | 0 | 0 | 2 | 0 |
| O'Dell | 0 | 1 | 4.38 | 3 | 1 | 0 | 12.1 | 12 | 6 | 6 | 1 | 3 | 9 |
| Pierce | 1 | 1 | 2.40 | 2 | 2 | 1 | 15.0 | 8 | 5 | 4 | 1 | 2 | 5 |
| Sanford | 1 | 2 | 1.93 | 3 | 3 | 1 | 23.1 | 16 | 6 | 5 | 1 | 8 | 19 |
| GIANTS | 3 | 4 | 2.66 | 7 | 7 | 2 | 61.0 | 44 | 20 | 18 | 3 | 21 | 39 |
| Yankees | 4 | 3 | 2.95 | 7 | 7 | 4 | 61.0 | 51 | 21 | 20 | 5 | 12 | 39 |

1962 WORLD SERIES

| | | | | | | | |
|--|--------------------------|-----|-------|----|---|---|-------------|
| Game #1: October 4 at Candlestick | | | | | | | |
| Yankees | 200 | 000 | 121-6 | 11 | 0 | FORD-W | |
| Giants | 011 | 000 | 000-2 | 10 | 0 | O'Deli-L, Larsen (8), Miller (9) | |
| | HR: Boyer | | | | | | Att: 43,852 |
| Game #2: October 5 at Candlestick | | | | | | | |
| Yankees | 000 | 000 | 000-0 | 3 | 1 | Terry-L, Daley (8) | |
| Giants | 100 | 000 | 10x-2 | 6 | 0 | SANFORD-W | |
| | HR: McCovey | | | | | | Att: 43,910 |
| Game #3: October 7 at New York | | | | | | | |
| Giants | 000 | 000 | 002-2 | 4 | 3 | Pierce-L, Larsen (7), Bolin (8) | |
| Yankees | 000 | 000 | 30x-3 | 5 | 1 | STAFFORD-W | |
| | HR: Bailey | | | | | | Att: 71,434 |
| Game #4: October 8 at New York | | | | | | | |
| Giants | 020 | 000 | 401-7 | 9 | 1 | Marichal, Bolin (5), Larsen-W (6), O'Dell-S (7) | |
| Yankees | 000 | 002 | 001-3 | 9 | 1 | Ford, Coates-L (7), Bridges (7) | |
| | HRs: Haller, Hiller (GS) | | | | | | Att: 66,607 |

Game #5: October 10 at New York

Giants 001 010 001-3 8 2
 Yankees 000 101 03x-5 6 0
 HRs: Pagan, Tresh

Sanford-L, Miller (8)
 TERRY-W

Att: 63,165

Game #6: October 15 at Candlestick

Yankees 000 010 010-2 3 2
 Giants 000 320 00x-5 10 1
 HR: Maris

Ford-L, Coates (5), Bridges (8)
 PIERCE-W

Att: 43,948

Game #7: October 16 at Candlestick

Yankees 000 010 000-1 7 0
 Giants 000 000 000-0 4 1

TERRY-W
 Sanford-L, O'Dell (8)

Att: 43,948

GIANTS IN THE HALL OF FAME

The Giants franchise has had a long and proud tradition that has featured some of the best players in baseball during its 106-year history. In fact, the Giants have more enshrined members of the Baseball Hall of Fame than any other franchise.

Here's a look at the 45 Hall of Fame members who have worn Giant uniforms.

| PLAYERS (16) | YEAR INDUCTED | POS. | CAREER AVG. | YRS. WITH GIANTS |
|----------------------|------------------|------|----------------|---------------------|
| Roger Bresnahan | 1945 | C | .280 | 1902-08 |
| Roger Connor | 1976 | 1B | .318 | 1883-94 |
| William "Buck" Ewing | 1939 | C | .303 | 1883-92 |
| Frankie Frisch | 1947 | 2B | .316 | 1919-26 |
| Monte Irvin | 1973 | OF | .293 | 1949-55 |
| Travis Jackson | 1982 | SS | .291 | 1922-36 |
| George Kelly | 1973 | 1B | .297 | 1915-17, 19-26 |
| Fred Lindstrom | 1976 | 3B | .311 | 1924-32 |
| Willie Mays | 1979 | OF | .302 | 1951-72 |
| Willie McCovey | 1986 | 1B | .270 | 1959-73, 77-80 |
| Johnny Mize | 1981 | 1B | .312 | 1942-49 |
| James O'Rourke | 1945 | OF | .310 | 1885-92, 1904 |
| Mel Ott | 1951 | OF | .304 | 1926-47 |
| Bill Terry | 1954 | 1B | .341 | 1923-36 |
| Monte Ward | 1964 | SS | .278 | 1883-89, 93-94 |
| Ross Youngs | 1972 | OF | .322 | 1917-26 |

| PITCHERS (9) | YEAR INDUCTED | | CAREER WINS & ERA | YRS. WITH GIANTS |
|-------------------|------------------|-----|----------------------|---------------------|
| Carl Hubbell | 1947 | 253 | 2.97 | 1928-43 |
| Tim Lincecum | 1964 | 344 | 2.62 | 1885-91 |
| Juan Marichal | 1983 | 243 | 2.89 | 1960-73 |
| Rube Marquard | 1971 | 201 | 3.08 | 1908-15 |
| Christy Mathewson | 1936 | 373 | 2.13 | 1900-16 |
| Joe McGinnity | 1946 | 247 | 2.64 | 1902-08 |
| Amos Rusie | 1977 | 243 | 3.07 | 1890-98 |
| Mickey Welch | 1973 | 311 | 2.71 | 1883-92 |
| Hoyt Wilhelm | 1985 | 143 | 2.52 | 1952-56 |

| MANAGER (1) | YEAR INDUCTED | CAREER WINS | YRS. WITH GIANTS |
|-------------|------------------|-------------|---------------------|
| John McGraw | 1937 | 2840 | 1902-32 |

OTHERS WHO SPENT PART OF THEIR CAREER WITH THE GIANTS (19)

Dave Bancroft (1920-23, 1930); Jake Beckley (1896-97); Dan Brouthers (1904); Jesse Burkett (1890); Burleigh Grimes (1927); Charles "Gabby" Hartnett (1941); Rogers Hornsby (1927); Waite Hoyt (1918, 1932); Willie Keeler (1892-93, 1910); Mike "King" Kelly (1893); Ernie Lombardi (1943-47); Bill McKechnie (1916); Joseph "Ducky" Medwick (1943-45); Edd Roush (1916, 1927-29); Ray Schalk (1929); Duke Snider (1964); Warren Spahn (1965); Casey Stengel (1921-23) and Hack Wilson (1923-25).

GIANTS LEAGUE LEADERS AND NOTABLE PERFORMANCES

BATTING CHAMPIONS

| | | |
|------|-------------|------|
| 1915 | Larry Doyle | .320 |
| 1930 | Bill Terry | .401 |
| 1954 | Willie Mays | .345 |

HOME RUN CHAMPIONS

| | | |
|------|----------------|-----|
| 1909 | Red Murray | 7 |
| 1916 | Dave Robertson | 12† |
| 1917 | Dave Robertson | 12† |
| 1921 | George Kelly | 23 |
| 1932 | Mel Ott | 38† |
| 1934 | Mel Ott | 35† |
| 1936 | Mel Ott | 33 |
| 1937 | Mel Ott | 31† |
| 1938 | Mel Ott | 36 |
| 1942 | Mel Ott | 30 |
| 1947 | Johnny Mize | 51† |
| 1948 | Johnny Mize | 40† |
| 1955 | Willie Mays | 51 |
| 1961 | Orlando Cepeda | 46 |
| 1962 | Willie Mays | 49 |
| 1963 | Willie McCovey | 44† |
| 1964 | Willie Mays | 47 |
| 1965 | Willie Mays | 52 |
| 1968 | Willie McCovey | 36 |
| 1969 | Willie McCovey | 45 |

RBI CHAMPIONS

| | | |
|------|-------------------|------------|
| 1903 | Sam Mertes | 104 |
| 1904 | Bill Dahlen | 80 |
| 1917 | Heinie Zimmerman | 102 |
| 1920 | George Kelly | 94† |
| 1923 | "Irish" Meusel | 125 |
| 1924 | George Kelly | 136 |
| 1934 | Mel Ott | 135 |
| 1942 | Johnny Mize | 110 |
| 1947 | Johnny Mize | 138 |
| 1951 | Monte Irvin | 121 |
| 1961 | Orlando Cepeda | 142 |
| 1968 | Willie McCovey | 105 |
| 1969 | Willie McCovey | 126 |
| 1988 | Will Clark | 109 |

STRIKEOUT LEADERS

| | | |
|------|-------------------|-----|
| 1903 | Christy Mathewson | 267 |
| 1904 | Christy Mathewson | 212 |
| 1905 | Christy Mathewson | 206 |
| 1907 | Christy Mathewson | 178 |
| 1908 | Christy Mathewson | 259 |
| 1911 | Rube Marquard | 237 |
| 1937 | Carl Hubbell | 159 |
| 1944 | Bill Voiselle | 161 |

20-GAME WINNERS

| | W-L |
|-------------------------|-------------|
| 1901 Christy Mathewson | 20-17 |
| 1903 Joe McGinnity | *31-20 |
| Christy Mathewson | 30-13 |
| 1904 Joe McGinnity | *35-8 |
| Christy Mathewson | 33-12 |
| Luther Taylor | 21-15 |
| 1905 Christy Mathewson | *31-9 |
| Leon Ames | 22-8 |
| Joe McGinnity | 21-15 |
| 1906 Joe McGinnity | *27-12 |
| Christy Mathewson | 22-12 |
| 1907 Christy Mathewson | *24-12 |
| 1908 Christy Mathewson | *37-11 |
| George Wiltse | 23-14 |
| 1909 Christy Mathewson | 25-6 |
| George Wiltse | 20-11 |
| 1910 Christy Mathewson | *27-9 |
| 1911 Christy Mathewson | 26-13 |
| Rube Marquard | 24-7 |
| 1912 Rube Marquard | †26-11 |
| Christy Mathewson | 23-12 |
| 1913 Christy Mathewson | 25-11 |
| Rube Marquard | 23-10 |
| Jeff Tesreau | 22-13 |
| 1914 Jeff Tesreau | 26-10 |
| Christy Mathewson | 24-13 |
| 1917 Ferdie Schupp | 21-7 |
| 1919 Jess Barnes | *25-9 |
| 1920 Fred Toney | 21-11 |
| Art Nehf | 21-12 |
| Jess Barnes | 20-15 |
| 1921 Art Nehf | 20-10 |
| 1928 Larry Benton | †25-9 |
| Fred Fitzsimmons | 20-9 |
| 1933 Carl Hubbell | *23-12 |
| 1934 Hal Schumacher | 23-10 |
| Carl Hubbell | 21-12 |
| 1935 Carl Hubbell | 23-12 |
| 1936 Carl Hubbell | *26-6 |
| 1937 Carl Hubbell | *22-8 |
| Cliff Melton | 20-9 |
| 1944 Bill Voiselle | 21-16 |
| 1947 Larry Jansen | 21-5 |
| 1951 Sal Maglie | †23-6 |
| Larry Jansen | †23-11 |
| 1954 Johnny Antonelli | 21-7 |
| 1956 Johnny Antonelli | 20-13 |
| 1959 Sam Jones | †21-15 |
| 1962 Jack Sanford | 24-7 |
| 1963 Juan Marichal | †25-8 |
| 1964 Juan Marichal | 21-8 |
| 1965 Juan Marichal | 22-13 |
| 1966 Juan Marichal | 25-6 |
| Gaylord Perry | 21-8 |
| 1967 Mike McCormick | *22-10 |
| 1968 Juan Marichal | *26-9 |
| 1969 Juan Marichal | 21-11 |
| 1970 Gaylord Perry | †23-13 |
| 1973 Ron Bryant | *24-12 |
| 1986 Mike Krukow | 20-9 |

* —Led League

† — Tied for League Lead

Boldface — Indicates Active Player

ERA LEADERS

| | | |
|------|-------------------|------|
| 1912 | Jeff Tesreau | 1.96 |
| 1913 | Christy Mathewson | 2.06 |
| 1922 | Rosy Ryan | 3.00 |
| 1929 | Bill Walker | 3.08 |
| 1931 | Bill Walker | 2.26 |
| 1933 | Carl Hubbell | 1.66 |
| 1934 | Carl Hubbell | 2.30 |
| 1936 | Carl Hubbell | 2.31 |
| 1949 | Dave Koslo | 2.50 |
| 1950 | Jim Hearn | 2.49 |
| 1952 | Hoyt Wilhelm | 2.43 |
| 1954 | Johnny Antonelli | 2.29 |
| 1958 | Stu Miller | 2.47 |
| 1959 | Sam Jones | 2.82 |
| 1960 | Mike McCormick | 2.70 |
| 1969 | Juan Marichal | 2.10 |
| 1983 | Atlee Hammaker | 2.25 |

CY YOUNG AWARD

| | |
|------|----------------|
| 1967 | Mike McCormick |
|------|----------------|

MOST VALUABLE PLAYER

| | |
|------|----------------|
| 1912 | Larry Doyle |
| 1930 | Bill Terry |
| 1933 | Carl Hubbell |
| 1936 | Carl Hubbell |
| 1954 | Willie Mays |
| 1965 | Willie Mays |
| 1969 | Willie McCovey |

"WILLIE MAC" AWARD

| | |
|------|---------------|
| 1980 | Jack Clark |
| 1981 | Larry Herndon |
| 1982 | Joe Morgan |
| 1983 | Darrell Evans |
| 1984 | Bob Brenly |
| 1985 | Mike Krukow |
| 1986 | Mike Krukow |
| 1987 | Chris Speier |
| 1988 | Jose Uribe |

ROOKIE OF THE YEAR

| | | |
|------|-----------------|-------------------------------|
| 1951 | Willie Mays | B.B.W.A.A. |
| 1958 | Orlando Cepeda | B.B.W.A.A. & Sporting News |
| 1959 | Willie McCovey | B.B.W.A.A. & Sporting News |
| 1965 | Frank Linzy | Sporting News |
| 1972 | Dave Rader | Sporting News |
| 1973 | Gary Matthews | B.B.W.A.A. & Sporting News |
| 1974 | John D'Acquisto | Sporting News |
| 1975 | John Montefusco | B.B.W.A.A. & Sporting News |
| 1976 | Larry Herndon | Sporting News |
| 1986 | Robby Thompson | Sporting News |

COMEBACK PLAYER OF THE YEAR

| | |
|------|----------------|
| 1967 | Mike McCormick |
| 1977 | Willie McCovey |
| 1982 | Joe Morgan |

MANAGER OF THE YEAR

| | | |
|------|----------------|------------------------|
| 1951 | Leo Durocher | Sporting News |
| 1954 | Leo Durocher | Sporting News |
| 1971 | Charlie Fox | Sporting News & UPI |
| 1978 | Joe Altobelli | UPI |
| 1982 | Frank Robinson | UPI |
| 1987 | Roger Craig | AP |

MAJOR LEAGUE EXECUTIVE OF THE YEAR (Sporting News)

| | |
|------|------------------------|
| 1954 | Horace Stoneham |
| 1978 | H.B. "Spec" Richardson |
| 1987 | Al Rosen |

Jose Uribe, 1988 Willie Mac Award Winner



ALL-TIME GIANTS PLAYING ROSTER

1883-1988

A

Abernathy, Virgil, P, 1946-47
Adams, Ace, P, 1941-46
Adams, Glenn, OF, 1975-76
Adams, Rick, IF, 1985
Ainsmith, Eddie, C, 1924
Aldrete, Mike, IF, 1986-88
Aldridge, Vic, P, 1928
Allen, Ethan, OF, 1930-32
Allen, Jiohnny, P, 1943-44
Allen, Myron, P, 1883
Alexander, Doyle, P, 1981
Alexander, Gary, C, 1975-77
Alou, Felipe, OF, 1958-63
Alou, Jesus, OF, 1963-68
Alou, Mateo, OF, 1960-65
Amalfitano, Joey, IF, 1954-61, 1963
Ames, Leon, P, 1903-13
Anderson, Fred, P, 1916-18
Andrews, Hub, P, 1947-48
Andrews, Nate, P, 1956
Andrews, Rob, IF, 1977-79
Antonelli, John, P, 1954-60
Aragon, Jack, (NA), 1941
Arnold, Chris, IF, 1971-76
Arnovich, Morris, OF, 1941
Ayers, Bill, P, 1947

B

Babb, Charley, IF, 1903
Babington, OF, 1915
Bader, Loren, P, 1912
Bailey, Ed, C, 1961-63, 1965
Bain, Loren, P, 1945
Baird, Al, IF, 1917
Baird, Doug, IF, 1920
Baker, Dusty, OF, 1984
Baker, Howard, IF, 1915
Baker, Tom, P, 1937-38
Baldwin, Harry, P, 1924-25
Baldwin, Mark, P, 1893
Bamberger, George, P, 1951-52
Bamberger, Hal, OF, 1948
Bancroft, Dave, IF, 1920-23, 1930
Bannon, Tom, OF, 1895-96
Barber, Steve, P, 1974
Barclay, Curt, P, 1957-59
Barna, Herbert, OF, 1941-43
Barnes, Jese, P, 1918-23
Barnes, Virgil, P, 1919-28
Barr, Bob, P, 1891
Barr, Jim, P, 1971-78, 1982-83
Barrios, Jose, OF, 1982
Barry, John, OF, 1908
Bartell, Dick, IF, 1935-46
Bartley, Bill, P, 1903
Barton, Bob, C, 1965-69
Bassett, Charley, IF, 1890-1902
Battam, Karry, IF, 1895
Bean, Joe, IF, 1902
Beatty, Des, IF, 1914
Becannon, James, P, 1887
Becker, Beals, F, 1910-12
Becker, Marty, OF, 1915
Beckley, Jake, IF, 1896-97
Beecher, James, P, 1887
Beggs, Joe, P, 1947-48
Begley, Ed, P, 1884

Begley, Gene, C, 1886
Behrman, Hank, P, 1949
Bell, Herman, P, 1932-34
Bentley, Jack, P, 1923-27
Benton, Larry, P, 1927-30
Benton, John, P, 1915-21
Berenguer, Juan, P, 1986
Berger, Wally, OF, 1937-38
Bergman, Dave, IF, 1981-83
Berly, Jack, P, 1931
Bernard, Curt, OF, 1900-01
Berres, Ray, C, 1942-45
Berry, Joe, IF, 1921-22
Bertell, Dick, C, 1965
Bescher, Bob, OF, 1914
Blaemire, Rae, C, 1941
Blanco, Damasco, IF, 1972-74
Blasingame, Don, IF, 1960-61
Blattner, Buddy, IF, 1946-48
Blaylock, Marv, IF, 1950
Blewitt, Bob, P, 1902
Blue, Vida, P, 1978-81, 1985-86
Blume, Clint, P, 1922-23
Boccabella, John, C, 1974
Bockus, Randy, P, 1986-88
Boles, Carl, OF, 1962
Bolin, Bobby, P, 1961-69
Bonds, Bob, OF, 1968-74
Bonura, Zeke, IF, 1939
Boney, Hank, P, 1927
Boone, Ike, OF, 1922
Borbon, Pedro, P, 1979
Bordley, Bill, P, 1980
Boswell, Andy, P, 1895
Bourjos, Chris, OF, 1980
Bowen, Chuck, OF, 1919
Bowen, Sutherland, P, 1896
Bowerman, Frank, C, 1900-07
Bowman, Bob, P, 1941
Bowman, Ernie, IF, 1961-63
Bowman, Joe, P, 1934
Bowman, Roger, P, 1949-52
Boyle, Jack, C, 1892
Boyle, Jim, C, 1926
Bradford, Vic, OF, 1943
Bradley, Tom, P, 1973-75
Brain, Dave, IF, 1908
Brainard, Fred, IF, 1914-16
Brandt, Jackie, OF, 1956, 1958-59
Brantley, Jeff, P, 1988
Breining, Fred, P, 1980-83
Brenly, Bob, C, 1981-88
Brennan, Don, P, 1937
Bresnahan, Roger, C, 1902-08
Bressoud, Ed, IF, 1956-61
Brewer, Jack, P, 1944-46
Bridwell, Al, IF, 1908-11
Brodie, Steve, OF, 1902
Brondell, Ken, P, 1944
Brothers, Dan, IF, 1904
Brown, Chris, IF, 1984-87
Brown, Eddie, IF, 1920-21
Brown, Jake, OF, 1975
Brown, Jim, P, 1884
Brown, Ollie, OF, 1965-68
Brown, Walter, P, 1937-42
Brown, Willard, C, 1887-89
Browne, George, OF, 1902-07
Bryant, Ron, P, 1967, 1969-74



Mel Ott poses with photographs of John McGraw (left) and Bill Terry (right).

Buckeye, Garland, P, 1928
 Buckley, Dick, C, 1890-91
 Budnick, Mike, P, 1946-47
 Buelow, Charlie, IF, 1901
 Burda, Bob, IF, 1965-66, 1969-70
 Burke, Eddie, OF, 1892-95
 Burke, Frank, OF, 1906
 Burke, John, OF, 1902
 Burkett, Jesse, OF, 1890
Burkett, John, P, 1987-
 Burns, George, OF, 1911-21
 Burns, Thomas, OF, 1895
 Burnside, Pete, P, 1955, 1957-58
 Burrell, Frank, C, 1891
 Bush, Joe, P, 1927
Butler, Brett, OF, 1988-
 Butler, Frank, OF, 1895
 Byerly, Bud, P, 1959-60

C

Cabell, Enos, IF, 1981
 Cadore, Leon, P, 1924
 Calderone, Sam, C, 1950
 Caldwell, Mike, P, 1974-76
 Calvert, Mark, P, 1983-84
 Campfield, Sal, P, 1896
 Cantwell, Ben, P, 1927-28, 1937
 Carden, John, P, 1946
 Cardenal, Jose, OF, 1963-64
 Carlton, Steve, P, 1986
 Carpenter, Bob, P, 1940-42, 1946-47
 Carrick, Bill, P, 1898-1900
 Carrithers, Don, P, 1970-73
 Carsey, Wilfred, P, 1899
 Carter, Otis, OF, 1925-26
 Casey, Dennis, OF, 1887
 Caskins, Ed, IF, 1883-84, 1886

Castleman, Clydell, P, 1934-39
 Castleman, Foster, IF, 1954-57
 Causey, Cecil, P, 1918-22
 Cepeda, Orlando, IF, 1958-66
 Chagnon, Leon, P, 1935
 Chaplin, Jim, P, 1928-31
 Chase, Hal, IF, 1919
 Chase, Ken, P, 1943
 Chavez, Nestor, P, 1967
 Cheeves, Virgil, P, 1927
 Chiozza, Lou, IF, 1937-39
 Choate, Don, P, 1960
 Chris, Mike, P, 1982-83
 Cissell, Bill, IF, 1938
 Clapp, John, C, 1883
 Clark, Archie, C, 1890-91
 Clark, Jack, OF, 1975-84
 Clark, Royal, OF, 1902
Clark, Will, IF, 1986-
 Clark, William, P, 1933-34
 Clark, Willie, IF, 1895-97
 Clarke, William H., P, 1894-97
 Clarke, William J., C, 1905
 Clarkson, Arthur, P, 1891
 Clarkson, Bill, P, 1927-28
 Cleveland, Elmer, IF, 1888
 Cline, Ty, OF, 1967-68
 Coan, Gil, OF, 1955-56
 Coffman, Dick, P, 1952-53
 Cogan, Dick, P, 1900
 Cohen, Andy, IF, 1926, 1928-29
 Coker, Jim, C, 1963
 Colcolough, Tom, P, 1899
 Coleman, Joe, P, 1979
 Compton, Pete, OF, 1918
 Comstock, Keith, P, 1987
 Connaughton, Frank, IF, 1896

Connell, Joe, OF, 1926
Connelly, Bill, P, 1952-53
Connolly, Joe, OF, 1921
Connor, Roger, IF, 1883-89, 1891-94
Constable, Jim, P, 1956-58, 1963
Consuegra, Sandalio, P, 1957

Cook, Dennis, P, 1988-

Coombs, Bobby, P, 1943
Conway, Jack, IF, 1948
Cooney, Jimmy, IF, 1919
Cooper, Claude, OF, 1913
Cooper, Mort, P, 1947
Cooper, Walker, C, 1946-49
Corcoran, Larry, P, 1885-86
Corcoran, Tommy, IF, 1907
Cornell, Jeff, P, 1984
Cornutt, Terry, P, 1977-78
Corwin, Al, P, 1951-55
Cote, Pete, OF, 1926
Coughlin, Roscoe, P, 1981
Cramer, Dick, OF, 1883
Crandall, James, P, 1908-13
Crandell, Del, C, 1964
Crane, Ed, P, 1890
Crane, Sam, IF, 1890
Crawford, Pat, IF, 1929-30
Cregan, Pete, OF, 1899
Critz, Hughie, IF, 1930-35
Crone, Ray, P, 1957-58
Cronin, John, P, 1902-03
Crump, Arthur, OF, 1924
Cruz, Hector, OF, 1978-79
Cuccinello, Al, IF, 1935
Cuccinello, Tony, IF, 1940
Culler, Dick, IF, 1949
Cumberland, John, P, 1970-72
Cummings, Jack, C, 1926-29
Cunningham, Bill, OF, 1921-23
Curtis, Harry, C, 1907
Curtis, John, P, 1977-79
Cvengros, Mike, P, 1922

D

D'Acquisto, John, P, 1973-76
Dahlen, Bill, IF, 1904-07
Daily, Ed, OF, 1890
Daly, George, P, 1909
Danning, Harry, C, 1932-42
Dark, Alvin, IF, 1950-56
Davenport, Claude, P, 1920
Davenport, Jim, IF, 1958-70
Davies, George, P, 1893
Davies, Lloyd, P, 1925-26
Davis, Charles, OF, 1981-87
Davis, George S., IF, 1893-1901, 1903
Davis, George W., OF, 1933, 1935-37
Davis, Harry, IF, 1895-96
Davis, Ira, IF, 1899
Davis, Jim, P, 1957
Davis, John, IF, 1941
Davis, Mark, P, 1983-87
Davis, Ron, P, 1988
Davison, Mike, P, 1969-70
Dean, Paul, P, 1940-41
Dean, Wayland, P, 1924-25
Deasley, Thomas, C, 1885-87
Deegan, John, P, 1901
Deer, Rob, OF, 1984-85
DeJesus, Ivan, IF, 1987
DeKoning, Bill, C, 1945
Delehanty, Jim, IF, 1902
Demaree, Al, P, 1912-13, 1917-18

Demaree, Frank, OF, 1939-41
Dempsey, Mark, P, 1982
Denny, Jerry, IF, 1890-91
Denzer, Roger, P, 1901
Devine, Jim, P, 1886
Devine, William, C, 1925
Devlin, Art, IF, 1904-11
Devlin, Jim, P, 1886
Devore, Josh, OF, 1908-13
DeVormer, Al, C, 1927
Dickshot, John, OF, 1939
Dickson, Walt, P, 1910
Diering, Charles, OF, 1952
Dietz, Dick, C, 1966-71
DiMaggio, Vince, OF, 1946
Doheny, Ed, P, 1895-1901
Dolan, Albert, OF, 1922
Donahue, Francis, P, 1893
Donely, Jim, IF, 1897
Donohue, Pete, P, 1930-31
Donlin, Mike, OF, 1904-08, 1911
Dooan, Charles, C, 1915-16
Doolan, Mickey, IF, 1916
Dorgan, Mike, OF, 1883-87
Douglas, Phil, P, 1919-22
Downs, Kelly, P, 1986-
Doyle, Jack, IF, 1892-95, 1898-1902
Doyle, Larry, IF, 1907-16, 1918-20
Dravecky, Dave, P, 1987-
Dreiseward, Clem, P, 1948
Dressen, Chuck, IF, 1933
Dressler, Rob, P, 1975-76
Driessen, Dan, IF, 1985-86
Drucke, Louis, P, 1909-12
Dubuc, Jean, P, 1919
Duffalo, Jim, P, 1961-65
Duffy, Frank, IF, 1971
Dunn, Jack, P, 1902-04
Dunning, Andy, P, 1891
Durham, Louis, P, 1908-09
Dwyer, Jim, OF, 1978
Dyer, Ben, IF, 1914-15

E

East, Hugh, P, 1941-43
Elliot, Bob, IF, 1952
Elliot, Claude, P, 1904-05
Elliot, Randy, OF, 1977
Emmerich, Bill, P, 1945-46
English, Charlie, IF, 1936
English, Gil, IF, 1931-32
Erickson, Eric, P, 1914
Escobar, Angel, IF, 1988
Estelle, Dick, P, 1964-65
Esterbrook, Tom, IF, 1885-86, 1890
Etheridge, Bob, IF, 1967, 1969
Evans, Barry, P, 1978
Evans, Darrell, IF, 1976-83
Evans, LeRoy, P, 1902
Evans, Steve, OF, 1908
Evers, Joe, (NA), 1913
Evers, Walter, OF, 1954
Ewing, John, P, 1891
Ewing, William, IF, 1883-92

F

Falcone, Pete, P, 1975
Farley, Bob, IF, 1961
Farrell, Charles, C, 1894-96
Farrell, Edward, IF, 1925-29
Faul, Bill, P, 1970
Faulkner, Jim, P, 1927-28

Faust, Charlie, P, 1911
 Feldman, Harry, P, 1941-46
 Felix, Harry, P, 1901
 Ferguson, George, P, 1925-37
 Filipowicz, Steve, C, 1944-45
 Finigan, Jim, IF, 1958
 Finley, Bill, OF, 1886
 Fischer, Reuben, P, 1941-46
 Fishel, Leo, P, 1899
 Fisher, Chauncey, P, 1901
 Fisher, Don, P, 1945
 Fisher, Ed, P, 1959-61
 Fisher, Jack, P, 1963
 Fitzgerald, John, P, 1958
 Fitzsimmons, Fred, 1925-37
 Fleming, Tom, OF, 1899
 Fletcher, Art, IF, 1909-20
 Florence, Paul, C, 1926
 Flynn, Cornelius, P, 1896
 Foley, Ray, OF, 1928
 Foli, Tim, IF, 1977
 Foreman, Frank, P, 1893
 Foster, Clarence, OF, 1898-1900
 Foster, Elmer, OF, 1888-89
 Foster, George, OF, 1969-71
 Foster, Oscar, OF, 1896
 Fowlkes, Alan, P, 1982
 Fox, Charlie, C, 1942
 Franks, Herman, C, 1949
 Frey, Lonny, IF, 1948
 Frisbee, Charlie, OF, 1900
 Frisch, Frankie, IF, 1919-26
 Fromme, Art, P, 1913-15
 Fuentes, Tito, IF, 1965-67, 1969-74
 Fuller, William, IF, 1892-96
 Fullis, Charles, OF, 1928-32

G

Gabler, Frank, P, 1935-37
 Gabrielson, Len, OF, 1965-66
 Galan, Augie, OF, 1949
 Gale, Rich, P, 1982
 Gallagher, Al, IF, 1970-73
 Ganzel, John, IF, 1901
 Garagiola, Joe, C, 1954
 Gardella, Al, IF, 1945
 Gardella, Danny, OF, 1944-45
 Gardiner, Billy, IF, 1954-55
 Gardner, Art, OF, 1978
 Garibaldi, Bob, P, 1962-63, 1966, 1969
 Garner, Phil, IF, 1988
 Garoni, Willie, P, 1899
Garrelts, Scott, P, 1982-
 Garrido, Gil, IF, 1964
 Gaston, Alex, C, 1920-23
 Gearhart, Lloyd, OF, 1947
 Gearin, Dennis, P, 1923-24
 Gee, Johnny, P, 1944-46
 Genewich, Joe, P, 1928-30
 Gentry, Harvey, OF, 1954
 George, Bill, P, 1887-89
 Georgy, Oscar, P, 1938
 Gerhardt, Joe, IF, 1885-87
 German, Les, P, 1893-96
 Gettel, Al, P, 1951
 Gettig, Charley, P, 1896-99
 Gibbon, Joe, P, 1966-69
 Gibson, George, C, 1917-18
 Gibson, Russ, C, 1970-72
 Gibson, Sam, P, 1932
 Giel, Paul, P, 1954-58
 Gilbert, Billy, IF, 1903-06

Gilbert, Harold, IF, 1950, 1953
 Gilbert, Jack, OF, 1898
 Gillespie, Pete, OF, 1883-87
 Gladd, Jim, C, 1946
 Gladden, Dan, OF, 1983-86
 Glasscock, Jack, IF, 1890-91
 Gleason, William, IF, 1896-1900
 Glenn, Ed, OF, 1898
 Glossop, Alban, IF, 1939-40
 Gomez, Randy, C, 1984
 Gomez, Ruben, P, 1953-58
 Gonzalez, Mike, C, 1919-21
 Goodson, Ed, IF, 1970-75
 Gordon, Sid, OF, 1941-43, 1946-49
 Gore, George, OF, 1887-92
 Gorman, Tom, P, 1939
 Gott, Jim, P, 1985-87
 Goulait, Ted, P, 1912
 Gowdy, Hank, C, 1910-11, 1923-25
 Grady, Mike, C, 1898-1900
 Graham, Archibald, OF, 1905
 Graham, Jack, IF, 1946
 Grant, Eddie, IF, 1913-15
 Grant, Mark, P, 1984, 1986-87
 Grantham, George, IF, 1934
 Grasso, Mickey, C, 1946
 Green, David, IF, 1985
 Greenfield, Kent, P, 1924-27
 Gregg, Hal, P, 1952
 Griffin, Francis, IF, 1920
 Griffin, Tobias, OF, 1884
 Griffin, Tom, P, 1979-81
 Grimes, Burleigh, P, 1927
 Grimes, Roy, IF, 1920
 Grissom, Marv, P, 1946, 1953-58
 Groat, Dick, IF, 1967
 Groh, Henry, IF, 1912-13, 1922-26
 Grubbs, Tom, P, 1920
 Gulden, Brad, C, 1986
 Gumpert, Harry, P, 1935-41
 Gutierrez, Cesar, IF, 1967, 1969

H

Haas, Bert, IF, 1949
 Hadley, Irving, P, 1941
 Haeffner, Bill, C, 1928
 Hafey, Tom, IF, 1939
 Hale, Odell, IF, 1941
 Halicki, Ed, P, 1974-80
 Hall, Bob, OF, 1905
 Haller, Tom, C, 1961-67
 Hallett, Jack, P, 1948
 Hamby, Jim, C, 1926-27
 Hamilton, Steve, P, 1971
Hammaker, Atlee, P, 1982-
 Hands, Bill, P, 1965
 Hankinson, Frank, IF, 1883-84
 Hannifan, Jack, IF, 1906-08
 Hansen, Andy, P, 1944-50
 Hardesty, Scott, IF, 1899
 Hardy, Francis, P, 1951
 Hargesheimer, Al, P, 1980-81
 Harper, George, OF, 1927-28
 Harrell, John, C, 1969
 Harrell, Ray, P, 1945
 Harris, Gail, IF, 1955-57
 Harris, Vic, IF, 1977-78
 Harshman, Jack, P, 1948-50
 Hart, Jim, IF, 1963-73
 Hartley, Grover, C, 1911-13, 1924-26
 Hartley, Walter, OF, 1902
 Hartman, Fred, IF, 1898-99

Hartnett, Leo, C, 1941
 Hartung, Clint, P, 1947-52
 Haslin, Mickey, IF, 1937-38
 Hatfield, Gil, IF, 1887-89
 Hausmann, George, IF, 1944-45, 1949
 Hawley, Emerson, P, 1900
Hayes, Charlie, IF, 1988-
 Hayworth, Ray, C, 1939
 Healy, Fran, C, 1971-72
 Healy, Francis, C, 1930-32
 Hearn, Bunn, P, 1913
 Hearn, Jim, P, 1950-56
 Heaverlo, Dave, P, 1975-77
 Hegan, Jim, C, 1959
 Heine, William, IF, 1921
 Heintzelman, Tom, IF, 1977-78
 Heise, Bob, IF, 1970-71
 Hemingway, Ed, IF, 1917
 Henderson, Dave, OF, 1987
 Henderson, Ken, OF, 1965-72
 Hendley, Bob, P, 1964-65
 Hendricks, Ed, P, 1910
 Hendricks, Jack, OF, 1902
 Henline, Walter, C, 1921
 Henry, Bill, P, 1965-68
 Henry, Frank, P, 1927-29
 Henry, John, OF, 1890
 Hensley, Chuck, P, 1986
 Herbel, Ron, P, 1963-69
 Herbert, Fred, P, 1915
 Herndon, Larry, OF, 1976-81
 Herzog, Charles, IF, 1908-13, 1916-17
 Hesterfer, Larry, P, 1901
 Heving, Joe, P, 1930-31
 Hiatt, Jack, C, 1965-69
 Hickman, Charles, IF, 1900-01
 Higbee, Kirby, P, 1949-50
 Higbee, Mahlon, OF, 1922
 Hill, Carmen, P, 1922
 Hill, Marc, C, 1975-80
 Hiller, Chuck, IF, 1961-65
 Hiller, Frank, P, 1953
 Hoeft, Bill, P, 1963, 1966
 Hofman, Bobby, IF, 1949, 1952-57
 Hogan, James, C, 1928-32
 Holke, Walter, IF, 1914-18
 Holland, Al, P, 1979-82
 Holland, Howard, P, 1927
 Holmes, James, OF, 1897
 Hornsby, Rogers, IF, 1927
 Hornung, Joe, OF, 1890
 Howarth, Jim, OF, 1971-74
 Howe, John, IF, 1890
 Howerton, Bill, OF, 1952
 Hoyt, Waite, P, 1918
 Hubbell, Bill, P, 1919-20
 Hubbell, Carl, P, 1928-43
 Hudlin, Willis, P, 1940
 Hudson, Johnny, IF, 1945
 Huenke, Al, P, 1914
 Humphries, John, C, 1883-84
 Hundley, Randy, C, 1964-65
 Hunnefield, Bill, IF, 1931
 Hunt, Ron, IF, 1968-70
 Hunter, Herb, IF, 1916
 Huntzinger, Walter, P, 1923-25

I
 Iott, Clarence, P, 1947
 Irvin, Monte, OF, 1949-55
 Ivie, Mike, IF, 1978-81

J
 Jablonski, Ray, IF, 1957-58
 Jackson, Jim, OF, 1902
 Jackson, Travis, IF, 1922-36
 Jacobson, Mervin, OF, 1915
 Jahn, Art, OF, 1928
 James, Byrnie, IF, 1933
 James, Skip, IF, 1977-78
 Jansen, Larry, P, 1947-54
 Jeanes, Ernest, OF, 1927
 Jeffcoat, Mike, P, 1985
 Johnson, Art, P, 1927
 Johnson, Don, P, 1958
 Johnson, Elmer, OF, 1914
 Johnson, Frank, OF, 1966-71
 Johnson, Fred, P, 1922-23
 Johnson, Jerry, P, 1970-72
 Johnson, Jim, P, 1970
 Johnson, Tom, P, 1899
 Johnson, Wallace, IF, 1983
 Johnston, Greg, OF, 1979
 Johnston, Jimmy, IF, 1926
 Joiner, Roy, P, 1940
 Jones, Charlie, P, 1893
 Jones, Chris, OF, 1986
 Jones, Gordon, P, 1958-59
 Jones, Jim, OF, 1901-02
 Jones, Johnny, P, 1919
 Jones, Sam, P, 1959-61
 Jones, Sheldon, P, 1946-51
 Jones, Sherman, P, 1960
 Jonnard, Claude, P, 1921-24
 Jordan, Baxter, IF, 1927
 Jorgensen, John, IF, 1950-51
 Joshua, Von, OF, 1975-76
 Joyce, Bob, P, 1946
 Joyce, Bill, IF, 1896-98
 Judd, Ralph, P, 1929-30
 Jurgas, Bill, IF, 1939-45

K
 Kampouris, Alex, IF, 1938-39
 Katt, Ray, C, 1952-57
 Kauff, Benny, OF, 1916-20
 Kaufman, Tony, P, 1929
 Kearney, Bob, C, 1979
 Keefe, Tim, P, 1885-91
 Keeler, Willie, OF, 1892-93, 1910
 Kelleher, Albert, C, 1916
 Kelly, George, IF, 1915-26
 Kelly, Michael, OF, 1893
 Kennedy, Montia, P, 1946-53
 Kennedy, William, P, 1902
 Kerr, John, IF, 1943-49
 Kilduff, Pete, IF, 1917
 Killefer, Wade, OF, 1916
 King, Charles, P, 1892-93
 King, Jim, OF, 1958
 King, Lee, OF, 1919-22
 Kingman, Brian, P, 1983
 Kingman, Dave, IF-OF, 1971-74
 Kinsella, Bob, OF, 1919-20
 Kirbv. LaRue, OF, 1912
 Kirke, Jay, OF, 1918
 Kirkland, Willie, OF, 1958-60
 Klawitter, Al, P, 1909-10
 Kline, Ron, P, 1969
 Klinger, Joe, C, 1927
 Klutz, Cyde, C, 1945-46
 Knauss, Frank, P, 1895
 Knepper, Bob, P, 1976-80


Knowles, Jim, IF, 1892
 Kocher, Brad, C, 1915-16
 Koehler, Horace, OF, 1925
 Koenecke, Len, OF, 1932
 Koenig, Mark, IF, 1935-36
 Konikowski, Alex, P, 1948-1951
 Kopf, Wally, IF, 1921
 Koslo, Dave, P, 1941-42, 1946-53
 Kramer, Jack, P, 1950-51
 Krauss, John, P, 1946
 Kress, Ralph, IF, 1946
 Krueger, Ernie, C, 1917
Krukow, Mike, P, 1983-
 Kuenn, Harvey, OF, 1961-65
 Kuiper, Duane, IF, 1982-85
 Kutcher, Randy, OF, 1986-87

L

Lacey, Bob, P, 1984
LaCoss, Mike, P, 1986-
 Lafata, Joe, IF, 1947-49
 Lajeski, Dick, IF, 1946
 Lancellotti, Rick, IF-OF, 1986
 Landrith, Hobie, C, 1959-61
 Landrum, Don, OF, 1966
 Lanier, Hal, IF, 1964-71
 Lanier, Max, P, 1952-53
 LaPoint, Dave, P, 1985
 Larker, Norm, IF, 1963
 Larkin, Pat, P, 1983
 Larsen, Don, P, 1962-64
 Laskey, Bill, P, 1982-85, 1986
 Latham, Arlie, IF, 1909
 Latimer, Clifford, IF, 1898
 Lauder, Bill, IF, 1902-03
 Lavelle, Gary, P, 1974-84
 Lawing, Garland, OF, 1946

Layton, Les, OF, 1948
 Lazzeri, Tony, IF, 1939
 Leach, Freddy, OF, 1929-30
 Lear, Fred, IF, 1920
 LeFevre, Al, IF, 1920
Lefferts, Craig, P, 1987-
 Lee, Roy, P, 1945
 Lee, Thornton, P, 1948
 Leiber, Hank, OF, 1933-38, 1942
 Leitner, George, P, 1901
 LeMaster, Johnnie, IF, 1975-85
 LeMay, Dick, P, 1961-62
 Lennon, Bob, OF, 1954
 Leonard, Jeffrey, OF, 1981-1988
 Lerch, Randy, P, 1983-84
 Leslie, Sam, IF, 1929-33, 1936-38
 Liddle, Don, P, 1954-56
 Lindstrom, Fred, IF, 1924-32
 Linzy, Frank, P, 1963, 1965-70
 Littlejohn, Dennis, C, 1978-80
 Littlefield, Dick, P, 1956
 Livingston, Mickey, C, 1947-49
 Livingstone, Jake, P, 1901
 Lobert, Hans, IF, 1915-17
 Lockman, Whitey, IF-OF, 1945, 1947-58
 Loes, Billy, P, 1960-61
 Lohrke, Jack, IF, 1947-51
 Lohrman, Bill, P, 1937-43
 Lombardi, Ernie, C, 1943-47
 Lombardo, Lou, P, 1948
 Long, Dale, IF, 1960
 Luby, Hugh, IF, 1944
 Lucas, Charles, P, 1923
 Lucas, Ray, P, 1929-31
 Lucas, Red, P, 1923
 Luque, Dolph, P, 1932-35

Orlando Cepeda



Lynch, Mike, P, 1907
 Lynn, Japhet, P, 1939-40
 Lyons, Denny, IF, 1892
 Lyons, Harry, OF, 1889, 1892-93

M

MacKenzie, Ken, P, 1964
 MacPhee, Waddy, IF 1922
 Maddox, Garry, OF, 1972-75
 Madjeski, Ed, C, 1937
 Madlock, Bill, IF, 1977-79
 Magee, Bill, P, 1901-02
 Maglie, Sal, P, 1945, 1950-55
 Maguire, Freddy, IF, 1922-23
 Maguire, Jack, OF, 1950-51
 Mahady, Jim, IF, 1921
 Malarkey, Bill, P, 1908
 Malay, Joe, IF, 1933
Maldonado, Candy, OF, 1986-
 Mallory, Jim, OF, 1945
 Mancuso, Gus, C, 1933-38, 1942-44
 Mangan, Jim, C, 1956
 Mangum, Leo, P, 1928
 Manlove, Charlie, C, 1884
 Mann, Les, OF, 1927-28
Manwaring, Kirt, C, 1987-
 Maranda, Georges, P, 1960
 Marberry, Fred, P, 1936
 Margoneri, Joe, P, 1956-57
 Marquard, Richard, P, 1908-15
 Marichal, Juan, P, 1960-73
 Marshall, Dave, OF, 1967-69
 Marshall, Edward, IF, 1929-32
 Marshall, Jim, IF, 1960-61
 Marshall, Willard, OF, 1942, 1946-49
 Marshall, William, C, 1904
 Martin, Frank, (NA), 1899
 Martin, Jerry, OF, 1981
 Martin, Joe, IF, 1936
 Martin, Renie, P, 1982-84
 Mason, Don, IF, 1966-70
 Mason, Roger, P, 1985-
 Mathewson, Christy, P, 1900-16
 Mathewson, Henry, P, 1906-07
 Matthews, Gary, OF, 1972-76
 Mattimore, Mike, P, 1887
 Maul, Al, P, 1901
 Maun, Ernie, P, 1924
 Maxwell, Bert, P, 1911
 May, Milt, C, 1980-83
 Maynard, Jim, OF, 1940-43, 1946
 Mayo, Eddie, IF, 1936
 Mays, Carl, P, 1929
 Mays, Willie, OF, 1951-52, 1954-72
 McBride, Algie, OF, 1901
 McCall, John, P, 1954-57
 McCardell, Roger, C, 1959
 McCarthy, Johnny, IF, 1936-41, 1948
 McCarty, Lew, C, 1916-20
 McCormick, Harry, OF, 1904, 1908-13
 McCormick, Mike F., P, 1956-62, 1967-70
 McCormick, Mike W., OF, 1950
 McCovey, Willie, IF, 1959-73, 1977-80
 McCreery, Tom, OF, 1897-98
 McDaniel, Lindy, P, 1966-68
 McDonald, Jim, OF, 1902
 McDowell, Sam, P, 1972-73
 McGaffigan, Andy, P, 1982-83
 McGann, Dan, IF, 1902-07
 McGee, Bill, P, 1941-42
 McGinnity, Joe, P, 1902-08

McGlothen, Lynn, P, 1977-78
 McGowan, Tullis, P, 1948
 McGraw, John, IF, 1902-06
 McKechnie, Bill, IF, 1916
 McKinnon, Alex, IF, 1884
 McLarney, Art, IF, 1932
 McLean, Larry, C, 1913-15
 McMahan, Don, P, 1969-74
 McMahan, John, IF, 1892-93
 McMillan, George, OF, 1890
 McMullen, Hugh, IF, 1925-26
 McNamara, Tim, P, 1926
 McPartlin, Frank, P, 1899
 McQuillan, Hugh, P, 1922-27
 Mead, Charlie, OF, 1943-45
 Medwick, Joe, OF, 1943-45
 Meekin, Jouett, P, 1894-99
Melendez, Francisco, IF, 1987-
 Melton, Cliff, P, 1937-44
 Melvin, Bob, C, 1986-88
 Menefee, John, P, 1898
 Mercer, George, P, 1900
 Merkle, Fred, IF, 1907-16
 Merritt, Howard, OF, 1913
 Mertes, Sam, OF, 1903-06
 Metzger, Butch, P, 1974
 Metzger, Roger, IF, 1978-80
 Meusel, Emil, OF, 1921-26
 Meyers, John, C, 1909-15
 Middleton, Jim, P, 1917
 Miller, Bruce, IF, 1973-76
 Miller, Jim, IF, 1901
 Miller, Ken, P, 1944
 Miller, Roscoe, P, 1902-03
 Miller, Stu, P, 1957-62
 Milligan, Bill, P, 1904
 Milligan, John, C, 1893
 Mills, Willie, P, 1901
 Milne, Pete, OF, 1948-50
 Milner, Eddie, OF, 1987
 Minton, Greg, P, 1975-87
 Mitchell, Clarence, P, 1930-32
Mitchell, Kevin, IF, 1987-
 Mize, Johnny, IF, 1942, 1946-49
 Moffitt, Randy, P, 1972-81
 Monbouquette, Bill, P, 1968
 Montanez, Willie, IF, 1975-76
 Montefusco, John, P, 1974-80
 Monzant, Ramon, P, 1954-58, 1960
 Mooney, Jim, P, 1931-32
 Moore, Al, OF, 1925-26
 Moore, Eddie, IF, 1932
 Moore, Euel, P, 1935
 Moore, Joe, OF, 1930-41
 Moore, Robert, P, 1985
 Morgan, Joe, IF, 1981-82
 Morrell, Bill, P, 1930-31
 Morris, John, P, 1972-74
 Mota, Manuel, OF, 1962
 Mueller, Clarence, OF, 1926-27
 Mueller, Don, OF, 1948-57
 Mueller, Ray, C, 1949-50
 Muffett, Billy, P, 1959
Mulholland, Terry, P, 1986, 1988-
 Mullins, Fran, IF, 1984
 Mungo, Van, P, 1942-43, 1945
 Murakami, Masanori, P, 1964-65
 Murcer, Bobby, OF, 1975-76
 Murphy, Bob, P, 1890
 Murphy, Danny F., IF, 1900-01
 Murphy, Danny J., C, 1892
 Murphy, Frank, OF, 1901

Murphy, Pat, C, 1887-90
Murphy, Yale, IF, 1894-97
Murray, John, OF, 1909-17
Murray, Rich, IF, 1980, 1983
Myatt, George, IF, 1938-39
Myatt, Glenn, C, 1935

N

Nastu, Phil, P, 1978-80
Neai, Theophilus, IF, 1905
Needham, Tom, C, 1908
Nehf, Art, P, 1919-26
Nelson, Jack, IF, 1887
Nelson, Ray, IF, 1901
Newman, Charlie, OF, 1892
Newson, Louis, P, 1948
Nichols, Chet, P, 1928
Nichols, Roy, IF, 1944
Nicosia, Steve, C, 1983-84
Niehoff, Bert, IF, 1918
Nieman, Bob, OF, 1962
Nixon, Donell, OF, 1988-
Noble, Ray, C, 1951-53
Nokes, Matt, C, 1985
North, Bill, OF, 1979-81

O

O'Brien, Tom, OF, 1899
Ockey, Walter, P, 1944
O'Connell, Danny, IF, 1957-59
O'Connell, Jimmy, OF, 1923-34
O'Day, Hank, P, 1889
O'Dea, Ken, C, 1939-41
O'Dell, Billy, P, 1960-64
O'Doul, Francis, OF, 1928, 1933-34
Oeschger, Joe, P, 1919
O'Farrell, Bob, C, 1928-32
Ogden, Jack, P, 1918
O'Hagan, Hal, IF, 1902
O'Hara, Bill, OF, 1909
Oliver, Al, IF, 1984
Oliver, Nate, IF, 1968
O'Malley, Tom, IF, 1982-84
O'Neill, James, OF, 1883
O'Neill, John, C, 1899
O'Neill, Mickey, C, 1927
Onslow, Jack, C, 1917
Ontiveros, Steve, IF, 1973-76
Orengo, Joe, IF, 1941
Orsino, John, C, 1961-62
O'Rourke, Jim, OF, 1885-1904
O'Rourke, Tom, C, 1890
Orr, Dave, IF, 1883
O'Toole, Marty, P, 1914
Ott, Mel, OF, 1926-47
Ouellette, Phil, C, 1986
Oxley, Henry, C, 1884

P

Pagan, Jose, IF, 1959-65
Palmero, Emilio, P, 1915-16
Parnellee, LeRoy, P, 1929-35
Patterson, William, IF, 1921
Paulette, Gene, IF, 1911
Pearce, Grayson, IF, 1883
Peel, Homer, OF, 1933-34
Perez, Marty, IF, 1976
Perezchica, Tony, IF, 1988-
Perlman, Jon, P, 1987
Perritt, William, P, 1915-21
Perry, Gaylord, P, 1962-71
Peterson, Cap, OF, 1962-66

Pettini, Joe, IF, 1980-83
Petty, Charlie, P, 1893
Pfeffer, Fred, IF, 1896
Pfyl, Monte, IF, 1907
Phillee, Dave, OF, 1960
Phillips, Dick, IF, 1962
Phillips, John, P, 1945
Phillips, Mike, IF, 1973-75
Phyle, Bill, P, 1901
Picone, Mario, P, 1947,
1952-54
Pierce, Billy, P, 1962-64
Piez, Charles, OF, 1914
Pignatano, Joe, C, 1962
Pike, Jesse, OF, 1946
Pitlock, Lee, P, 1970
Pittman, Joe, IF, 1984
Planeta, Emil, P, 1931
Plank, Ed, P, 1978-79
Plitt, Norman, P, 1927
Poat, Ray, P, 1947-49
Poetz, Joe, P, 1926
Poland, Hugh, C, 1943
Polli, Lou, P, 1944
Porter, Ned, P, 1926-27
Powers, Les, IF, 1938
Pregenzer, John, P, 1963-64
Price, Joe P., OF, 1928
Price, Joe W., P, 1987-
Priddy, Bob, P, 1965-66
Pruett, Hub, P, 1930
Pruitt, Ron, OF, 1982-83
Puentes, Miguel, P, 1970
Puhl, John, OF, 1898-99
Pyle, Ewald, P, 1944-45

Q

Quinones, Luis, IF, 1986

R

Rabb, John, C, 1982-84
Rader, Dave, C, 1971-76
Ragan, Pat, P, 1919
Raine, John, OF, 1887
Rajsich, Gary, IF, 1985
Ransom, Jeff, C, 1981-83
Rapp, Earl, OF, 1951
Rapp, Joseph, IF, 1921
Rariden, Bill, C, 1916-18
Rawlings, Johnny, IF, 1921-22
Raymond, Arthur, P, 1909-11
Reagan, J., OF, 1898
Reberger, Frank, P, 1970-72
Redmon, Glenn, IF, 1974
Reese, Andy, OF, 1927-30
Reid, Jessie, OF, 1987-88
Reidy, Bill, P, 1896
Reitz, Ken, IF, 1976
Renfro, Marshall, P, 1959
Reuschel, Rick, P, 1987-
Reyes, Napoleon, IF, 1943-45, 1950
Rhawn, Bobby, IF, 1947-48
Rhodes, Dusty, OF, 1952-59
Ricelli, Frank, P, 1976
Richards, Gene, OF, 1984
Richards, Paul, C, 1933-35
Richardson, Danny, IF, 1884-91
Richardson, Hardy, OF, 1892
Ridzik, Steve, P, 1956-57
Rigney, Bill, IF, 1946-53
Riles, Ernest, IF, 1988-
Riley, George, P, 1984

Ring, Jimmy, P, 1926
 Ripley, Allen, P, 1980-81
 Ripple, Jimmy, OF, 1936-39
 Ritter, William, P, 1914-16
 Roach, John, P, 1887
 Roberts, Dave, P, 1979
 Robertson, Dave, OF, 1912-19
 Robertson, Rich, P, 1966-71
 Robinson, Craig, IF, 1975-76
Robinson, Don, P, 1987-
 Robinson, Jeff, P, 1984-1987
 Robinson, John, C, 1902
 Rodin, Eric, OF, 1954
 Rodgers, Andre, IF, 1958-60
 Rodriguez, Jose, IF, 1916-18
 Roenicke, Ron, OF, 1985
 Roettger, Wally, OF, 1930
 Rosario, Jim, OF, 1971-72
 Rose, Don, P, 1974
 Rosen, Goody, OF, 1946
 Rosenberg, Harry, OF, 1930
 Ross, George, P, 1918
 Rosso, Frank, P, 1944
 Roush, Edd, OF, 1916, 1927-29
 Rowland, Mike, P, 1980-81
 Rucker, Johnny, OF, 1940-46
 Rudolph, Dick, P, 1910-11
 Rudolph, Ken, C, 1974, 1977
 Rufer, Rudy, IF, 1949-50
 Rosie, Amos, P, 1890-98
 Ryan, Connie, IF, 1942
 Ryan, John, IF, 1933-34, 1937-38
 Ryan, Wilfred, P, 1919-24

S
 Sadecki, Ray, P, 1966-69
 Sadek, Mike, C, 1973, 1975-81
 Sallee, Harry, P, 1916-21
 Salveson, Jack, P, 1933-34
 Salvo, Manuel, P, 1939
 Samford, Ron, IF, 1954
Samuels, Roger, P, 1988-
 Sanchez, Alex, OF, 1984
 Sanford, Jack, P, 1959-65
 Sarni, Bill, C, 1956
 Sasser, Mackey, C, 1987
 Sauer, Hank, OF, 1958-59
 Sayles, Bill, P, 1943
 Scalzi, Frank, IF, 1939
 Scanlon, M.J., IF, 1890
 Schalk, Ray, C, 1929
 Schang, Bobby, C, 1915
 Schatzeder, Dan, P, 1982
 Schauer, Alexander, P, 1913-16
 Schemer, Mike, IF, 1945-46
 Schenz, Hank, IF, 1951
 Schlei, George, C, 1909-11
 Schmidt, Bob, C, 1958-61
 Schmidt, Frederick, P, 1893
 Schoendienst, Albert, IF, 1956-57
 Schotfield, Dick, IF, 1965-66
 Schreiber, Hank, IF, 1921
 Schriver, William C, 1895
 Schroder, Bob, IF, 1965-68
 Schumacher, Hal, P, 1931-42, 1946
 Schupp, Ferdie, P, 1913-19
 Scott, Jack, P, 1922-26
 Sechrist, Theodore, P, 1899
 Seeds, Bob, OF, 1938-40
 Selbach, Albert, OF, 1900-01
 Seward, Frank, P, 1943-44
 Seymour, James, OF-P, 1896-1900, 1906-10

 Shafer, Arthur, IF, 1909-13
 Shannon, William, OF, 1906-08
 Shaw, Bob, P, 1964-66
 Sharrott, John, P, 1890-92
 Shay, Danny, IF, 1907
 Shea, Patrick, P, 1921-22
 Sheehan, Dan, IF, 1900
 Sheehan, Jim, C, 1936
 Shinnars, Ralph, OF, 1922-23
 Shipley, Joe, P, 1958-60
 Shore, Ernie, P, 1912
 Shores, Bill, P, 1933
 Sicking, Eddie, IF, 1918-20
 Siebern, Norm, IF, 1967
 Sigsby, Seth, P, 1893
 Slattery, Mike, OF, 1888-89
 Slayback, Elbert, IF, 1926
 Sloan, Bruce, OF, 1944
 Smith, Al J., P, 1934-37
 Smith, Al K., P, 1926
 Smith, Alexander, IF, 1901
 Smith, Billy, IF, 1981
 Smith, Chris, IF, 1983
 Smith, Earl, C, 1919-23
 Smith, Elmer, OF, 1900
 Smith, George, A., P, 1916-19
 Smith, George, H., IF, 1901-02
 Smith, Harry, C, 1914-15
 Smith, James, C, 1927
 Smith, Jimmy, IF, 1917
 Smith, Mike, OF, 1926
 Smith, Reggie, IF, 1982
 Snider, Duke, OF, 1964
 Snodgrass, Fred, OF, 1908-15
 Snover, Colonel, P, 1919
 Snyder, Frank, C, 1919-26
 Solomon, Moses, OF, 1923
 Sommers, Pete, C, 1890
 Songer, Don, P, 1927
 Sorenson, Lary, P, 1988
 Sorrell, Bill, IF, 1967
 Sosa, Elias, P, 1972-74
 Southworth, Billy, OF, 1924-26
 Spahn, Warren, P, 1965
 Sparks, Tully, P, 1902
 Speake, Bob, OF, 1958-59
 Speed, Horace, OF, 1975
Speier, Chris, IF, 1971-77, 1987-
 Spencer, Daryl, IF, 1958-59
 Spencer, George, P, 1950-55
 Spencer, Glenn, P, 1933
 Spencer, Roy, C, 1936
 Spencer, Vern, OF, 1920
 Spilman, Harry, IF, 1986-88
 Spohrer, Al, C, 1928
 St. Claire, Ebba, C, 1954
 Stafford, Bob, OF, 1893-97
 Stafford, Henry, OF, 1916
 Stanek, Al, P, 1963
 Stanky, Eddie, IF, 1950-51
 Starr, Ray, P, 1933
 Statz, Arnold, OF, 1919-20
 Steele, Bob, P, 1918-19
 Stember, Jeff, P, 1980
 Stengel, Charles, OF, 1921-23
 Stennett, Rennie, IF, 1980-81
 Stephenson, Joe, C, 1943
 Stephenson, John, C, 1969-70
 Stewart, Glen, IF, 1940
 Stock, Milt, IF, 1913-14
 Stone, Steve, P, 1971-72
 Stout, Allyn, P, 1935



Kelly Downs

Strain, Joe, IF, 1979-80
 Strang, Sammy, IF, 1901-1905-08
 Stroud, Ralph, P, 1915-16
 Stuart, Bill, IF, 1899
 Sularz, Guy, IF, 1980-83
 Sullivan, Mike, P, 1891, 1896-97
 Summers, Champ, OF, 1982-83
 Sunkel, Tom, P, 1941-43
 Surkont, Max, P, 1956-57
 Swabach, Bill, P, 1887
 Swigler, Ad, P, 1917

T

Tamargo, John, C, 1978-79
 Taussig, Don, OF, 1958
 Taylor, Bob, OF, 1970
 Taylor, Bill, OF, 1954-57
 Taylor, Luther, P, 1900-08
 Taylor, Zack, C, 1927
 Tennant, Jim, P, 1929
 Tenney, Fred, IF, 1908-09
 Terry, Bill, IF, 1923-36
 Terwilliger, Wayne, IF, 1955-56
 Testa, Nick, C, 1958
 Tesreau, Charles, P, 1912-18
 Thieiman, Henry, P, 1902
 Thomas, Derrel, IF, 1975-77
 Thomas, Fay, P, 1927
 Thomas, Herb, OF, 1927
 Thomas, Valmy, C, 1957-58
 Thomasson, Gary, OF, 1972-77
 Thompson, Fresco, IF, 1926
 Thompson, Gene, P, 1946-47
 Thompson, Henry, IF, 1949-56
 Thompson, Bobby, OF, 1946-53, 1957
Thompson, Robby, IF, 1986-
 Thompson, Scot, IF, 1984-85

Thorpe, Jim, OF, 1913-19
 Tiernan, Mike, OF, 1887-99
 Tillman, Rusty, OF, 1988
 Titcomb, Ledell, P, 1887-89
 Tobin, Johnny, OF, 1932
 Tomasic, Andy, P, 1949
 Toms, Tommy, P, 1975-77
 Toney, Fred, P, 1918-22
 Tramback, Stephen, OF, 1940
 Treadway, Thadford, OF, 1944-45
 Trevino, Alex, C, 1985
 Trillo, Manny, IF, 1984-85
 Trinkle, Ken, P, 1943, 1946-48
 Troy, John, IF, 1883
 Tufts, Bob, P, 1981
 Tyson, Ty, OF, 1926-27

U

Uhle, George, P, 1933
 Ulrich, George, IF, 1896
Uribe, Jose, IF, 1985-

V

Vail, Mike, OF, 1983
 Vandenberg, Hy, P, 1937-40
 Van Haltren, George, OF, 1894-1903
 Van Zandt, Ike, 1901
 Veltman, Art, C, 1928-29, 1932
 Venable, Max, OF, 1979-83
 Vergez, Johnny, IF, 1931-34
 Virgil, Ozzie, IF, 1966, 1969
 Voiselle, Bill, P, 1942-47

W

Wade, Abraham, OF, 1907
 Wagner, Charles, IF, 1902
 Wagner, Leon, OF, 1958-59, 1969

Wakefield, Dick, OF, 1952
 Walker, Bill, P, 1927-32
 Walker, Curt, OF, 1920-21
 Walker, Frank, OF, 1925
 Wall, Joe, C, 1901-02
 Waller, John, P, 1909
 Ward, Colin, P, 1985
 Ward, John, IF, 1883-89, 1893-94
 Ward, Monte, P, 1883-94
 Warner, John, C, 1896-1904
 Warren, Bennie, C, 1946-47
 Washburn, Libe, OF, 1902
 Wasinger, Mark, IF, 1987
 Watkins, George, OF, 1934
 Watson, John, P, 1923-24
 Weatherly, Roy, OF, 1950
 Webb, Earl, OF, 1925
 Webb, Samuel, P, 1948-49
 Weidman, George, OF-P, 1887-88
 Weimer, Jacob, P, 1909
 Weintraub, Phil, IF, 1933-37, 1944-45
 Welch, Michael, P, 1883-92
 Wellman, Brad, IF, 1982-86
 Weish, Jimmy, OF, 1928-29
 Wendell, Lew, C, 1915-16
 Werber, Bill, IF, 1942
 Westervelt, Huyler, P, 1894
 Westrum, Wes, C, 1947-57
 Whistler, Lew, IF, 1890-91
 Whitaker, Steve, OF, 1970
 White, Albert, OF, 1947
 White, Bill, IF, 1958
 Whitehead, Burgess, IF, 1936-41
 Whitfield, Terry, OF, 1977-80
 Whitney, Art, IF, 1888-89
 Whitson, Ed, P, 1979-81
 Wicker, Floyd, OF, 1971
 Wilfong, Rob, IF, 1987
 Wilhelm, Hoyt, P, 1952-56
 Wilhoit, Joe, OF, 1917-18
 Williams, Bernie, OF, 1970-72
 Williams, Charlie, P, 1972-78
 Williams, Davey, IF, 1949-55
 Williams, Frank, P, 1984-86
Williams, Matt, IF, 1987-
 Willoughby, Jim, P, 1971-74
 Wilmot, Walt, OF, 1897-98
 Wilson, Art, C, 1908-13
 Wilson, Artie, IF, 1951
 Wilson, Lewis, OF, 1923-25
 Wilson, Neil, C, 1960
 Wilson, Parke, C, 1893-99
 Wilson, Ted, OF, 1952-53, 1956
Wilson, Trevor, P, 1988-
 Wiltse, George, P, 1904-14
 Winters, Jesse, P, 1919-20
 Wisner, John, P, 1925-26
 Witek, Nick, IF, 1940-43, 1946-47
 Wittig, Johnny, P, 1938-43
 Wohlford, Jim, OF, 1980-82
 Woodard, Mike, IF, 1985-87
 Woodruff, Pete, OF, 1899
 Worthington, Al, P, 1953-54, 1956-69
 Wright, Roy, P, 1956
 Wrightstone, Russ, IF, 1928
 Wrigley, George, IF, 1899

Y

Yeager, George, C, 1902
 Young, Norman, IF, 1936, 1939-47
 Youngblood, Joel, OF, 1983-88
 Youngs, Ross, OF, 1917-26
 Yvars, Sal, C, 1947-53

Z

Zabala, Adrian, P, 1945-49
 Zacker, Elmer, OF, 1910
 Zanni, Dom, P, 1958-59, 1961
 Zearfoss, Dave, C, 1896-98
 Zimmerman, Henry, IF, 1916-19
 Zimmerman, Roy, IF, 1945
 Zink, Walt, P, 1921

NOTE: Boldface indicates player on Giants 40-man roster as of January 17, 1989.

GIANTS LONG HITTING STREAKS

| Player | Year | Games |
|-----------------|------|-------|
| George Davis | 1893 | 33 |
| Charles Hickman | 1900 | 27 |
| Jack Clark | 1978 | 26 |
| Mike Donlin | 1908 | 24 |
| Fred Lindstrom | 1930 | 24 |
| Don Mueller | 1955 | 24 |
| Willie McCovey | 1963 | 24 |
| Joe Moore | 1934 | 23 |
| Alvin Dark | 1952 | 22 |
| Willie McCovey | 1959 | 22 |
| Mel Ott | 1937 | 21 |
| Don Mueller | 1954 | 21 |
| Willie Mays | 1954 | 21 |
| Willie Mays | 1957 | 21 |
| Joe Moore | 1932 | 20 |
| Willie Mays | 1960 | 20 |
| Jack Clark | 1978 | 19 |
| Chili Davis | 1984 | 18 |

GIANTS LONG WINNING STREAKS

| Pitcher | Year | Games |
|-------------------|------|-------|
| Tim Lincecum | 1888 | 19 |
| Rube Marquard | 1912 | 19 |
| Mickey Welch | 1885 | 17 |
| Carl Hubbell | 1936 | 16 |
| Jack Sanford | 1962 | 16 |
| Joe McGinnity | 1904 | 14 |
| Christy Mathewson | 1909 | 13 |
| Burleigh Grimes | 1927 | 13 |
| Hooks Wiltse | 1904 | 12 |
| Christy Mathewson | 1905 | 11 |
| Hal Schumacher | 1935 | 11 |
| Sal Maglie | 1950 | 11 |
| Johnny Antonelli | 1954 | 11 |
| Slim Sallee | 1917 | 10 |
| Jesse Barnes | 1919 | 10 |
| Clarence Mitchell | 1930 | 10 |
| Juan Marichal | 1966 | 10 |
| Juan Marichal | 1968 | 10 |
| Vida Blue | 1978 | 10 |

Giants Minor League System



GIANTS MINOR LEAGUE SYSTEM

Director of Player Development
 Director of Minor League & Scouting Operations
 Head Minor League Trainer
 Administrative Assistant—Player Development
 Minor League Secretary

Carlos Alfonso
 Dave Nahabedian
 Bruce Graham
 Scot Asher
 Lucia B. McNally

MINOR LEAGUE INSTRUCTORS

| | |
|-------------------------|-------------|
| Pitching Coordinator | Larry Hardy |
| Catching | Jack Hiatt |
| Hitting | Cot Deal |
| Infield and Baserunning | Dave Hilton |

FARM TEAMS

AAA PHOENIX FIREBIRDS

Pacific Coast League
 Phoenix Municipal Stadium
 5999 E. Van Buren Street
 Phoenix, AZ 85008
 (602) 275-0500

Martin Stone, President
 Greg Corns, General Manager
 Gordie MacKenzie, Field Manager
 Jack Mull, Coach
 Marty DeMerritt, Pitching Coach
 Bruce Graham, Trainer

A SAN JOSE GIANTS

California League
 Municipal Stadium
 P.O. Box 21727
 San Jose, CA 95151
 (408) 297-1435

Richard Bears, President
 Harry Steve, General Manager
 Duane Espy, Field Manager
 Todd Oakes, Coach
 Scott Wilson, Trainer

R EVERETT GIANTS

Northwest League
 P.O. Box 1346
 Everett, WA 98206-1346
 (206) 258-3673

Bob Bavasi, President
 Mark Pajak, General Manager
 Joe Strain, Field Manager
 Diego Segui, Coach
 David Edwards, Trainer

AA SHREVEPORT CAPTAINS

Texas League
 Fair Grounds Field
 P.O. Box 3448
 Shreveport, LA 71109-3448
 (318) 636-5555

Taylor Moore, President
 Jon Long, General Manager
 Bill Evers, Field Manager
 Steve Cline, Coach
 Jim Anderson, Trainer

A CLINTON GIANTS

Midwest League
 Riverview Stadium
 P.O. Box 789
 Clinton, IA 52732
 (319) 242-0727

Bill Gardner, President
 Kevin Temperly, General Manager
 Keith Bodie, Field Manager
 Jeff Morris, Coach
 Shane Borchert, Trainer

A SALINAS SPURS (CO-OP)

California League
 Salinas Municipal Stadium
 175 Maryal
 Salinas, CA 93906
 (408) 422-3812

Jim Busaz, President
 John Christensen, General Manager
 Tim Ireland, Field Manager
 Ed Bonine, Coach
 Alan Cooksey, Trainer

1988 GIANTS ORGANIZATIONAL STANDINGS

| TEAM | LEAGUE | LEVEL | WON-LOST | STANDING | GB |
|------------|---------------|--------|----------------------------------|--------------------|--------------|
| Phoenix | Pacific Coast | AAA | 34-38 1st Half 33-38 2nd Half | 4th 2nd (tie) | -8 -15 |
| Shreveport | Texas | AA | 39-28 1st Half 35-34 2nd Half | 1st* 2nd | +5.5 -2.5 |
| San Jose | California | A | 43-28 1st Half 47-24 2nd Half | 2nd** 1st (tie) | -4 - |
| Clinton | Midwest | A | 42-24 1st Half 36-28 2nd Half | 2nd 4th | -2 -15 |
| Everett | Northwest | Rookie | 42-34 | 1st (tie)*** | - |
| Pocatello | Pioneer | Rookie | 26-44 | 4th | -18 |

*Lost in Texas League semifinals, two games to none, to Tulsa (Rangers).

**Lost in California League semi-finals, three games to two, to Stockton (Brewers).

***Finished tied for 1st with Spokane (Padres), which was awarded the division title on a tiebreaker.

1988 MINOR LEAGUE HIGHLIGHTS

1988 IN REVIEW another successful year for the Giants' farm system, posting an overall 377-330 mark, a winning percentage of .533 . . . two of the six clubs made it to the playoffs, including first-year affiliate San Jose, which fell in the semifinals to Stockton, three games to two . . . Shreveport again appeared in the Texas League playoffs . . . Everett, in the Northwest League, tied for first, but Spokane was awarded the division crown on a tiebreaker . . .

INDIVIDUAL PLAYER HIGHLIGHTS Phoenix first baseman **Francisco Melendez** and reliever **Karl Best** were selected to the Pacific Coast League All-Star team; Melendez hit .361 with 133 hits while Best led the PCL with 21 saves . . . at Shreveport, **Dee Dixon** paced the Texas League with 72 stolen bases while **Jose Dominguez** collected a league-leading 22 saves; **Joe Olker** led the club with 15 victories while **Paul McClellan** was fourth in the TL with 128 strikeouts . . . at San Jose, **Mark Leonard**, **Rich Aldrete**, **Doug Robertson**, and **Eric Gunderson** were named to the California League All-Star team; Leonard led the league in RBIs (118), Aldrete collected 158 hits, Robertson led the league with 23 saves while being named the California League's Pitcher of the Year and Gunderson compiled a 12-5 mark while striking out 151 batters; the SJ staff hurled 15 shutouts and 31 complete games while tallying the second lowest ERA in the CL, 3.30 . . . at Clinton, **Jamie Cooper** represented the Giants in the Midwest League All-Star Game, collecting 149 hits while stealing 63 bases on the season; **Andres Santana** stole 88 bases for Clinton . . . outfielder **Shannon Coppel** and catcher **Eddie Tucker** represented Everett on the Northwest League All-Star team, hitting .320 and .261, respectively; **Doug Messer** paced the club from the mound with an 11-3, 2.90 mark . . . righthander **Steve Reed** was Pocatello's lone Pioneer League All-Star, leading the league with 13 saves; **David Slavin** led the club with a .352 average.

GIANTS FULL-TIME SCOUTS

Vice President, Scouting Operations: Bob Fontaine
Scouting Secretary: Sandy Muscat

| NAME | TERRITORY | HOMETOWN |
|------------------|-----------------------------|----------------------------|
| Harry Craft | Major League Scout | Conroe, TX |
| Bob Cummings | Greater Chicago Area | Chicago, IL |
| Nino Escalera | Latin America | Rio Piedras, PR |
| Jim Fairey | NC, SC, East TN | Clemson, SC |
| George Genovese | Greater Los Angeles Area | North Hollywood, CA |
| Herman Hannah | MI, OH | Dearborn, MI |
| Larry Harper | Southern California | Fullerton, CA |
| Grady Hatton | Major League Scout | Warren, TX |
| Al Heist | National Cross Checker | Cookson, OK |
| Elvio Jimenez | Dominican Republic | San Pedro de Marcois, D.R. |
| Bob Kennedy, Jr. | AZ, CO, UT, WY | Mesa, AZ |
| Richie Klaus | IL, IN, WI | Decatur, IL |
| Andy Korenek | AR, LA, TX | Wharton, TX |
| Alan Marr | NJ, NY | Brooklyn, NY |
| Tom McCarthy | PA, WV | Pittsburgh, PA |
| Bob Miller | National Cross Checker | Carlsbad, CA |
| Bill Parese | KS, NE, OK, ND, SD | Oklahoma City, OK |
| Ken Parker | National Cross Checker | Pensacola, FL |
| Mike Russell | AL, MS, TN | Tory, AL |
| Hank Sauer | Major League Scout | Millbrae, CA |
| John Shafer | OR, WA, ID, MT | Portland, OR |
| Bill Teed | New England States | Enfield, CT |
| Todd Thomas | MO, IA, WI | St. Louis, MO |
| Gene Thompson | AZ, NM, Western TX | Scottsdale, AZ |
| Mike Toomey | KY, MD, VA, DE | Hyattsville, MD |
| Jack Uhey | Northern California, NV, UT | Sacramento, CA |
| John Van Ornum | Major League Scout | Fresno, CA |
| Tom Zimmer | FL, GA | St. Petersburg, FL |

MINOR LEAGUE PLAYERS

ALDRETE, Richard Douglas (Rich)

OF

Born: January 1, 1965, Carmel, CA

Resides: Monterey, CA

Bats: Left

Throws: Left

Height: 5-11

Weight: 180

How Obtained: Giants #31 selection in June, 1987 Draft. Signed by Jack Uhey

Graduated from Monterey High School in 1983 . . . attended University of California . . . 1988 California League All Star . . . single.

| Year | Club | AVG. | G | AB | R | H | 2B | 3B | HR | RBI | BB | SO | SB |
|------|----------|------|-----|-----|----|-----|----|----|----|-----|----|----|----|
| 1987 | Everett | .300 | 59 | 220 | 36 | 66 | 13 | 0 | 1 | 29 | 29 | 29 | 0 |
| 1988 | San Jose | .301 | 141 | 528 | 85 | 159 | 32 | 4 | 12 | 108 | 74 | 75 | 15 |

ALEYS, Maximo Antonio

LHP

Born: September 5, 1970, Barahona, DR

Resides: Barahona, DR

Bats: Both

Throws: Left

Height: 6-0

Weight: 160

How Obtained: Signed by Nino Escalera as a free agent, September 4, 1987

Younger brother of Rafael Alexis . . . single.

BATHE, William D. (Bill)

C

Born: October 14, 1960, Downey, CA

Resides: Tucson, AZ

Bats: Right

Throws: Right

Height: 6-2

Weight: 200

How Obtained: Oakland's #9 selection in June, 1981 Draft. Traded to Cubs December 17, 1986 for Joe Hicks. Signed by San Francisco as a free agent November 8, 1988

Attended Rio Hondo College, Fullerton College and Pepperdine University.

| Year | Club | AVG. | G | AB | R | H | 2B | 3B | HR | RBI | BB | SO | SB |
|------|----------|------|-----|-----|----|-----|----|----|----|-----|----|----|----|
| 1981 | San Jose | .254 | 51 | 177 | 20 | 45 | 9 | 1 | 4 | 22 | 14 | 58 | 5 |
| 1982 | W. Haven | .281 | 128 | 370 | 57 | 104 | 22 | 0 | 17 | 57 | 43 | 86 | 4 |
| 1983 | Tacoma | .253 | 116 | 399 | 56 | 101 | 18 | 1 | 16 | 62 | 34 | 66 | 4 |
| 1984 | Tacoma | .257 | 84 | 245 | 27 | 63 | 12 | 1 | 3 | 42 | 19 | 39 | 3 |
| 1985 | Tacoma | .279 | 108 | 359 | 43 | 100 | 26 | 0 | 6 | 45 | 48 | 60 | 0 |
| 1986 | Oakland | .184 | 39 | 103 | 9 | 19 | 3 | 0 | 5 | 11 | 2 | 20 | 0 |
| | Tacoma | .193 | 40 | 135 | 13 | 26 | 7 | 1 | 1 | 13 | 14 | 27 | 0 |
| 1987 | Iowa | .331 | 46 | 130 | 17 | 43 | 7 | 1 | 3 | 22 | 17 | 18 | 0 |
| 1988 | Iowa | .312 | 106 | 385 | 48 | 120 | 27 | 2 | 8 | 49 | 27 | 49 | 0 |
| M.L. | Totals | .184 | 39 | 103 | 9 | 19 | 3 | 0 | 5 | 11 | 2 | 20 | 0 |

BECK, Rodney Roy (Rod)

RHP

Born: August 3, 1968, Burbank, CA

Resides: Van Nuys, CA

Bats: Right

Throws: Right

Height: 6-2

Weight: 185

How Obtained: A's #13 selection in June, 1986 Draft. Signed by Mik Sgobba. Acquired by San Francisco for Charlie Corbell, March 23, 1988

| Year | Club | W-L | ERA | G | GS | CG | SHO | SV | IP | H | R | ER | BB | SO |
|------|---------|------|------|----|----|----|-----|----|-------|-----|----|----|----|-----|
| 1986 | Medford | 1-3 | 5.23 | 13 | 6 | 0 | 0 | 1 | 32.2 | 47 | 25 | 19 | 11 | 21 |
| 1987 | Medford | 5-8 | 5.18 | 17 | 12 | 2 | 0 | 0 | 92.0 | 106 | 74 | 53 | 26 | 69 |
| 1988 | Clinton | 12-7 | 3.00 | 28 | 23 | 5 | 1 | 0 | 177.0 | 177 | 68 | 59 | 27 | 123 |

BENITEZ, Francisco Javier

RHP

Born: April 22, 1969, Dominican Republic

Resides: San Pedro de Macoris, DR

Bats: Right

Throws: Right

Height: 6-1

Weight: 170

How Obtained: Signed by Nino Escalera as a free agent, May 20, 1988

BENJAMIN, Michael Paul (Mike)

IF

Born: November 22, 1965, Euclid, OH

Resides: Bellflower, CA

Bats: Right

Throws: Right

Height: 6-3

Weight: 195

How Obtained: Giants #3 selection in June, 1987 Draft. Signed by Gene Thompson

Graduated from Bellflower (CA) High in 1983 . . . attended Arizona State University . . . 1987 NCAA All-American . . . married.

| Year | Club | AVG. | G | AB | R | H | 2B | 3B | HR | RBI | BB | SO | SB |
|------|------------|------|----|-----|----|----|----|----|----|-----|----|----|----|
| 1987 | Fresno | .241 | 64 | 212 | 25 | 51 | 6 | 4 | 6 | 24 | 24 | 71 | 6 |
| 1988 | Shreveport | .236 | 89 | 309 | 48 | 73 | 19 | 5 | 6 | 37 | 22 | 63 | 14 |
| | Phoenix | .170 | 37 | 106 | 13 | 18 | 4 | 1 | 0 | 6 | 13 | 32 | 2 |

BENOIT, Dickens**OF****Born:** November 20, 1965**Resides:** Brooklyn, NY**Bats:** Right**Throws:** Right**Height:** 6-3**Weight:** 220**How Obtained:** Signed by Alan Marr as a free agent, June 17, 1987

Attended St. Francis College . . . single.

| Year | Club | AVG. | G | AB | R | H | 2B | 3B | HR | RBI | BB | SO | SB |
|------|---------|------|----|-----|----|----|----|----|----|-----|----|----|----|
| 1987 | Everett | .280 | 57 | 186 | 41 | 52 | 5 | 2 | 11 | 42 | 23 | 55 | 10 |
| 1988 | Clinton | .219 | 72 | 247 | 17 | 54 | 9 | 3 | 2 | 29 | 17 | 69 | 8 |

BLAIR, Paul L. D. III**IF****Born:** May 14, 1964, Los Angeles, CA**Resides:** Los Angeles, CA**Bats:** Right**Throws:** Right**Height:** 5-11**Weight:** 160**How Obtained:** Signed by George Genovese as a free agent, June 14, 1984

Graduated from Birmingham High (Van Nuys, CA) in 1982 . . . attended Pierce College (Woodland Hills, CA) . . . son of Paul Blair, ML outfielder (1964-80) with Baltimore, Yankees and Cincinnati . . . single.

| Year | Club | AVG. | G | AB | R | H | 2B | 3B | HR | RBI | BB | SO | SB |
|------|------------|------|-----|-----|-----|-----|----|----|----|-----|----|----|----|
| 1984 | Everett | .301 | 41 | 136 | 7 | 41 | 4 | 0 | 1 | 10 | 8 | 18 | 2 |
| 1985 | Clinton | .248 | 110 | 399 | 51 | 99 | 6 | 3 | 0 | 19 | 36 | 43 | 13 |
| 1986 | Shreveport | .195 | 21 | 41 | 4 | 8 | 0 | 1 | 0 | 0 | 6 | 9 | 2 |
| | Fresno | .308 | 13 | 26 | 2 | 8 | 0 | 1 | 0 | 3 | 5 | 4 | 0 |
| | Clinton | .220 | 61 | 191 | 20 | 42 | 5 | 0 | 0 | 15 | 20 | 27 | 6 |
| 1987 | Fresno | .258 | 92 | 298 | 49 | 77 | 8 | 2 | 0 | 25 | 30 | 56 | 8 |
| 1988 | San Jose | .263 | 138 | 547 | 111 | 144 | 14 | 4 | 1 | 71 | 78 | 90 | 39 |

BONILLA, George E.**LHP****Born:** February 20, 1963, Orange, CA**Resides:** Highland Park, IL**Bats:** Left**Throws:** Left**Height:** 6-1**Weight:** 190**How Obtained:** Giants #14 selection in June, 1985 Draft. Signed by Harvey Koepf

Graduated from El Modena High (Orange, CA) . . . 1985 graduate from the University of California, Santa Barbara . . . married.

| Year | Club | W-L | ERA | G | GS | CG | SHO | SV | IP | H | R | ER | BB | SO |
|------|------------|------|------|----|----|----|-----|----|-------|-----|----|----|----|-----|
| 1985 | Everett | 4-6 | 4.12 | 13 | 12 | 3 | 0 | 0 | 87.1 | 93 | 47 | 40 | 36 | 82 |
| 1986 | Clinton | 6-5 | 2.45 | 39 | 7 | 2 | 0 | 4 | 92.0 | 74 | 32 | 25 | 27 | 73 |
| 1987 | Fresno | 12-8 | 2.83 | 36 | 12 | 1 | 1 | 4 | 120.2 | 117 | 50 | 38 | 41 | 102 |
| 1988 | Shreveport | 4-4 | 2.65 | 45 | 6 | 0 | 0 | 3 | 95.0 | 86 | 45 | 28 | 31 | 70 |

BONNER, Jeffry Milton**OF****Born:** January 4, 1968**Resides:** Gaithersburg, MD**Bats:** Left**Throws:** Right**Height:** 6-1**Weight:** 175**How Obtained:** Signed by Mike Toomey as a free agent, August 7, 1988

Graduated from Rockville (MD) High in 1986 . . . attended Montgomery JC . . . single.

BOOTH, David Leon**OF****Born:** May 8, 1966**Resides:** Charleston, WV**Bats:** Switch**Throws:** Right**Height:** 6-2**Weight:** 180**How Obtained:** Giants #37 selection in June, 1988 Draft. Signed by Mike Toomey
Attended West Virginia State University.

| Year | Club | AVG. | G | AB | R | H | 2B | 3B | HR | RBI | BB | SO | SB |
|------|-----------|------|----|-----|----|----|----|----|----|-----|----|----|----|
| 1988 | Pocatello | .255 | 51 | 149 | 26 | 38 | 6 | 3 | 0 | 12 | 20 | 47 | 5 |

BRADY, James Patrick (Pat)**OF****Born:** July 29, 1966**Resides:** Lafayette, CA**Bats:** Right**Throws:** Right**Height:** 6-3**Weight:** 215**How Obtained:** Giants #34 selection in June, 1988 Draft. Signed by Jack Uhey

Attended St. Mary's (CA) College.

| Year | Club | AVG. | G | AB | R | H | 2B | 3B | HR | RBI | BB | SO | SB |
|------|---------|------|----|-----|----|----|----|----|----|-----|----|----|----|
| 1988 | Everett | .235 | 63 | 221 | 38 | 52 | 10 | 0 | 7 | 38 | 57 | 52 | 9 |

BRANTLEY, Jeffrey Hoke (Jeff)

RHP

Born: September 5, 1963, Florence, AL

Resides: Clinton, MS

Bats: Right

Throws: Right

Height: 5-11

Weight: 180

How Obtained: Giants #6 selection in June, 1985 Draft. Signed by Ken Parker

Graduated from W.A. Berry High in 1981 . . . attended Mississippi State University

. . . 1985 NCAA All-American . . . married.

| Year | Club | W-L | ERA | G | GS | CG | SHO | SV | IP | H | R | ER | BB | SO |
|------|---------------|------|------|----|----|----|-----|----|-------|-----|-----|----|----|-----|
| 1985 | Fresno | 8-2 | 3.33 | 14 | 13 | 3 | 0 | 0 | 94.2 | 83 | 39 | 35 | 37 | 85 |
| 1986 | Shreveport | 8-10 | 3.48 | 26 | 26 | 8* | 3 | 0 | 165.2 | 139 | 78 | 64 | 69 | 125 |
| 1987 | Shreveport | 0-1 | 3.09 | 2 | 2 | 0 | 0 | 0 | 11.2 | 12 | 7 | 4 | 4 | 7 |
| | Phoenix | 6-11 | 4.65 | 29 | 28 | 2 | 0 | 0 | 170.1 | 187 | 110 | 88 | 82 | 111 |
| 1988 | Phoenix | 9-5 | 4.33 | 27 | 19 | 1 | 0 | 0 | 122.2 | 130 | 65 | 59 | 39 | 83 |
| | San Francisco | 0-1 | 5.66 | 9 | 1 | 0 | 0 | 1 | 20.2 | 22 | 13 | 13 | 6 | 11 |
| M L | Totals | 0-1 | 5.66 | 9 | 1 | 0 | 0 | 1 | 20.2 | 22 | 13 | 13 | 6 | 11 |

BRAUKMILLER, Ken R.

LHP

Born: April 11, 1966

Resides: Portland, OR

Bats: Left

Throws: Right

Height: 6-0

Weight: 175

How Obtained: Giants #29 selection in June, 1988 Draft. Signed by John Shafer

Attended Portland State (OR) University.

| Year | Club | W-L | ERA | G | GS | CG | SHO | SV | IP | H | R | ER | BB | SO |
|------|---------|-----|------|----|----|----|-----|----|------|----|----|----|----|----|
| 1988 | Everett | 0-1 | 5.68 | 11 | 0 | 0 | 0 | 0 | 19.0 | 29 | 19 | 12 | 9 | 14 |
| | Clinton | 0-1 | 3.97 | 7 | 0 | 0 | 0 | 0 | 11.1 | 11 | 6 | 5 | 5 | 4 |

BREITENBUCHER, Karl Richard

RHP

Born: September 23, 1968, Church Home, MD

Resides: Pasadena, MD

Bats: Right

Throws: Right

Height: 6-2

Weight: 198

How Obtained: Signed by Mike Toomey as a free agent

Graduated from Archbishop Spaulding (MD) in 1987 . . . single.

| Year | Club | W-L | ERA | G | GS | CG | SHO | SV | IP | H | R | ER | BB | SO |
|------|-----------|-----|------|----|----|----|-----|----|------|----|----|----|----|----|
| 1987 | Pocatello | 5-8 | 5.96 | 15 | 13 | 1 | 0 | 0 | 77.0 | 98 | 67 | 51 | 40 | 37 |
| 1988 | Everett | 2-6 | 6.62 | 17 | 8 | 0 | 0 | 0 | 52.1 | 70 | 47 | 38 | 26 | 51 |

BROCK, Don Jerry

RHP

Born: July 29, 1966

Resides: Liberty, SC

Bats: Right

Throws: Right

Height: 6-3

Weight: 215

How Obtained: Giants #35 selection in June, 1988 Draft. Signed by Jim Fairey

Attended University of South Carolina, Spartanburg.

| Year | Club | W-L | ERA | G | GS | CG | SHO | SV | IP | H | R | ER | BB | SO |
|------|-----------|-----|------|----|----|----|-----|----|------|----|----|----|----|----|
| 1988 | Pocatello | 1-1 | 4.50 | 27 | 0 | 0 | 0 | 0 | 54.0 | 57 | 34 | 27 | 32 | 54 |

BUFFOLINO, Rocco

RHP

Born: November 12, 1965

Resides: Van Nuys, CA

Bats: Right

Throws: Right

Height: 6-0

Weight: 195

How Obtained: Giants #41 selection in June, 1987 Draft. Signed by Jack Uhely

Graduated from Montclair Prep (Van Nuys, CA) in 1983 . . . attended Sacramento State University . . . single.

| Year | Club | W-L | ERA | G | GS | CG | SHO | SV | IP | H | R | ER | BB | SO |
|------|-----------|-----|------|----|----|----|-----|----|-------|-----|----|----|----|----|
| 1987 | Pocatello | 2-3 | 1.97 | 19 | 0 | 0 | 0 | 5 | 32.0 | 27 | 10 | 7 | 12 | 28 |
| | Clinton | 0-3 | 6.23 | 9 | 0 | 0 | 0 | 0 | 13.0 | 17 | 12 | 9 | 6 | 6 |
| 1988 | Fresno | 9-7 | 4.40 | 22 | 21 | 3 | 0 | 0 | 118.2 | 127 | 72 | 58 | 56 | 81 |

BURNETT, Lance Charles**OF****Born:** September 11, 1970**Resides:** McAlester, OK**Bats:** Right**Throws:** Right**Height:** 5-10**Weight:** 160

How Obtained: Giants #39 selection in June, 1988 Draft. Signed by Bill Parese
 Graduated from Crowder (OK) High in 1988 . . . single.

| Year | Club | AVG. | G | AB | R | H | 2B | 3B | HR | RBI | BB | SO | SB |
|------|-----------|------|----|----|---|---|----|----|----|-----|----|----|----|
| 1988 | Pocatello | .000 | 10 | 18 | 1 | 0 | 0 | 0 | 0 | 0 | 2 | 9 | 0 |

BYSTROM, Martin Eugene**RHP****Born:** July 26, 1958, Coral Gables, FL**Resides:** Hawthorne, NJ**Bats:** Right**Throws:** Right**Height:** 6-5**Weight:** 210

How Obtained: Signed by Alexander Smith (Phillies) as a free agent, December 5, 1976. Signed by San Francisco as a free agent, July 3, 1988

Attended Miami-Dade So. (FL) JC.

| Year | Club | W-L | ERA | G | GS | CG | SHO | SV | IP | H | R | ER | BB | SO |
|------------|----------------|-------|------|-----|----|----|-----|----|-------|-----|-----|-----|-----|-----|
| 1977 | Spartanburg | 13-11 | 3.38 | 27 | 27 | 12 | 2 | 0 | 184.0 | 199 | 83 | 69 | 49 | 99 |
| 1978 | Peninsula | 15-7 | 2.83 | 26 | 26 | 13 | 5 | 0 | 197.0 | 170 | 71 | 62 | 46 | 159 |
| 1979 | Oklahoma City | 9-5 | 4.08 | 26 | 26 | 7 | 0 | 0 | 172.0 | 174 | 102 | 78 | 69 | 108 |
| 1980 | Oklahoma City | 6-5 | 3.66 | 14 | 14 | 4 | 1 | 0 | 91.0 | 89 | 49 | 37 | 27 | 68 |
| 1981 | Philadelphia | 5-0 | 1.50 | 6 | 5 | 1 | 1 | 0 | 36.0 | 26 | 6 | 6 | 9 | 21 |
| | Philadelphia | 4-3 | 3.33 | 9 | 9 | 1 | 0 | 0 | 54.0 | 55 | 21 | 20 | 16 | 24 |
| | Reading | 0-0 | 4.50 | 2 | 2 | 0 | 0 | 0 | 4.0 | 5 | 2 | 2 | 1 | 2 |
| 1982 | Philadelphia | 5-6 | 4.85 | 19 | 16 | 1 | 0 | 0 | 89.0 | 93 | 53 | 48 | 35 | 50 |
| 1983 | Peninsula | 1-0 | 0.00 | 1 | 1 | 0 | 0 | 0 | 6.0 | 5 | 1 | 0 | 1 | 9 |
| 1984 | Philadelphia | 6-9 | 4.60 | 244 | 23 | 1 | 1 | 0 | 119.1 | 136 | 75 | 61 | 44 | 87 |
| | Portland | 0-2 | 5.56 | 5 | 5 | 0 | 0 | 0 | 22.2 | 26 | 17 | 14 | 9 | 10 |
| | Philadelphia | 4-4 | 5.08 | 11 | 11 | 0 | 0 | 0 | 56.2 | 66 | 36 | 32 | 22 | 36 |
| | New York | 2-2 | 2.97 | 7 | 7 | 0 | 0 | 0 | 39.1 | 34 | 16 | 13 | 13 | 24 |
| 1985 | New York | 3-2 | 5.71 | 8 | 8 | 0 | 0 | 0 | 41.0 | 44 | 29 | 26 | 19 | 16 |
| 1986 | Columbus | 2-0 | 1.88 | 4 | 4 | 0 | 0 | 0 | 24.0 | 13 | 7 | 5 | 9 | 16 |
| | Columbus | 4-1 | 3.42 | 13 | 9 | 0 | 0 | 1 | 55.1 | 63 | 24 | 21 | 20 | 28 |
| 1987 | Prince William | 2-3 | 3.48 | 7 | 7 | 0 | 0 | 0 | 31.0 | 41 | 16 | 12 | 9 | 13 |
| 1988 | Albany | 3-3 | 5.89 | 11 | 6 | 1 | 1 | 1 | 44.1 | 50 | 30 | 29 | 22 | 31 |
| | Maine | 5-7 | 4.88 | 14 | 14 | 1 | 0 | 0 | 72.0 | 89 | 53 | 39 | 33 | 43 |
| 1988 | Phoenix | 3-3 | 6.14 | 11 | 11 | 0 | 0 | 0 | 55.2 | 68 | 43 | 38 | 26 | 40 |
| | N L Totals | 24-22 | 4.23 | 69 | 64 | 4 | 2 | 0 | 355.0 | 376 | 191 | 167 | 126 | 218 |
| A L Totals | | 5-4 | 4.54 | 15 | 15 | 0 | 0 | 0 | 77.1 | 78 | 45 | 39 | 32 | 40 |
| M L Totals | | 29-26 | 4.26 | 84 | 79 | 4 | 2 | 0 | 432.1 | 454 | 236 | 206 | 158 | 258 |

CANTRELL, David K. (Dave)**RHP****Born:** December 2, 1965**Resides:** Los Angeles, CA**Bats:** Right**Throws:** Right**Height:** 6-4**Weight:** 195

How Obtained: Giants #33 selection in June, 1988 Draft. Signed by Dave Nahabedian
 Attended Chapman (CA) College . . . single.

| Year | Club | W-L | ERA | G | GS | CG | SHO | SV | IP | H | R | ER | BB | SO |
|------|---------|-----|------|----|----|----|-----|----|------|----|----|----|----|----|
| 1988 | Everett | 1-2 | 6.05 | 21 | 2 | 0 | 0 | 0 | 38.2 | 44 | 30 | 26 | 22 | 26 |

CARLSON, Bill**IF****Born:** April 21, 1965**Resides:** Northridge, CA**Bats:** Right**Throws:** Right**Height:** 6-2**Weight:** 195

How Obtained: Signed by George Genovese as a free agent, January 17, 1987
 Attended the University of Florida . . . single.

| Year | Club | AVG. | G | AB | R | H | 2B | 3B | HR | RBI | BB | SO | SB |
|------|-----------|------|-----|-----|----|-----|----|----|----|-----|----|----|----|
| 1987 | Pocatello | .324 | 68 | 259 | 45 | 84 | 20 | 4 | 10 | 67 | 18 | 30 | 1 |
| 1988 | Clinton | .220 | 20 | 50 | 5 | 11 | 2 | 0 | 0 | 8 | 4 | 8 | 0 |
| | Clinton | .268 | 128 | 463 | 68 | 124 | 25 | 2 | 11 | 57 | 37 | 66 | 15 |

CARTER, Jeffrey David (Jeff)

IF

Born: October 20, 1963, Chicago, IL

Resides: Fresno, CA

Bats: Both

Throws: Right

Height: 6-0

Weight: 185

How Obtained: Giants #9 selection in June, 1985 Draft. Signed by Bill Parese

Graduated from Evanston Township (IL) High in 1981 . . . attended the University of Nebraska . . . single.

| Year | Club | AVG. | G | AB | R | H | 2B | 3B | HR | RBI | BB | SO | SB |
|------|------------|------|-----|-----|------|-----|----|-----|----|-----|----|----|-----|
| 1985 | Everett | .304 | 54 | 207 | 45 | 63 | 9 | 4 | 4 | 22 | 36 | 32 | 28 |
| 1986 | Clinton | .227 | 128 | 472 | 62 | 107 | 13 | 3 | 3 | 47 | 58 | 76 | 60* |
| 1987 | Fresno | .275 | 135 | 510 | 109* | 140 | 14 | 11* | 6 | 50 | 94 | 75 | 49 |
| 1988 | Shreveport | .247 | 124 | 409 | 50 | 101 | 9 | 8 | 3 | 41 | 51 | 52 | 14 |

CARTER, Larry Gene

RHP

Born: May 22, 1965, Charleston, WV

Resides: Charleston, WV

Bats: Right

Throws: Right

Height: 6-5

Weight: 198

How Obtained: Cardinals #11 selection in June, 1986 Draft. Signed by Tim Thompson.

Signed as a free agent by San Francisco April 28, 1988

Attended West Virginia State University.

| Year | Club | W-L | ERA | G | GS | CG | SHO | SV | IP | H | R | ER | BB | SO |
|------|--------------|-----|------|----|----|----|-----|----|------|----|----|----|----|----|
| 1986 | Johnson City | 1-5 | 3.72 | 8 | 8 | 0 | 0 | 0 | 36.1 | 30 | 22 | 15 | 18 | 35 |
| 1988 | Everett | 1-3 | 5.57 | 4 | 4 | 0 | 0 | 0 | 21.0 | 17 | 14 | 13 | 14 | 27 |
| | Clinton | 2-4 | 3.10 | 12 | 7 | 0 | 0 | 0 | 49.1 | 48 | 20 | 17 | 14 | 32 |

CLAYTON, Royce Spencer

IF

Born: January 2, 1970

Resides: Inglewood, CA

Bats: Right

Throws: Right

Height: 6-0

Weight: 175

How Obtained: Giants #1 selection in June, 1988 Draft. Signed by George Genovese

Graduated from St. Bernard (CA) High in 1988 . . . single.

| Year | Club | AVG. | G | AB | R | H | 2B | 3B | HR | RBI | BB | SO | SB |
|------|---------|------|----|-----|----|----|----|----|----|-----|----|----|----|
| 1988 | Everett | .259 | 60 | 212 | 35 | 55 | 4 | 0 | 3 | 30 | 27 | 54 | 10 |

COLBERT, Craig Charles

IF

Born: February 13, 1965

Resides: McAllen, TX

Bats: Right

Throws: Right

Height: 6-0

Weight: 190

How Obtained: Giants #20 selection in June, 1986 Draft. Signed by Bill Parese

Attended Oral Roberts University . . . single.

| Year | Club | AVG. | G | AB | R | H | 2B | 3B | HR | RBI | BB | SO | SB |
|------|---------|------|-----|-----|----|-----|----|----|----|-----|----|-----|----|
| 1986 | Clinton | .228 | 72 | 263 | 26 | 60 | 12 | 0 | 1 | 17 | 23 | 54 | 4 |
| 1987 | Fresno | .245 | 115 | 388 | 41 | 95 | 12 | 4 | 6 | 51 | 22 | 89 | 5 |
| 1988 | Clinton | .233 | 124 | 455 | 56 | 106 | 19 | 2 | 11 | 64 | 41 | 100 | 8 |

GIANTS RAINOUTS

Since moving to San Francisco in 1958 the Giants have had just 21 home games rained out. During one stretch the team went 454 games (from April 10, 1976, through October 2, 1981) without a cancellation. Here is a breakdown of the Giants San Francisco rainouts:

- 1958—May 11 vs. Los Angeles

1959—Sept. 18 vs. Los Angeles

1960—May 3 vs. Milwaukee

1961—April 21 vs. St. Louis

April 22 vs. St. Louis

1962—Sept. 28 vs. Houston

1964—June 8 vs. St. Louis

1965—Aug. 11 vs. Pittsburgh

1967—April 21 vs. Atlanta

April 23 vs. Atlanta

June 2 vs. New York
- 1969—April 23 vs. Atlanta

1971—April 13 vs. San Diego

1972—June 9 vs. Chicago

1974—April 24 vs. Montreal

1975—May 3 vs. Houston

1976—April 10 vs. Los Angeles

1981—Oct. 2 vs. San Diego

1983—April 19 vs. Los Angeles

1984—April 18 vs. San Diego

1988—April 22 vs. Los Angeles

COMSTOCK, Brad William**RHP****Born:** October 8, 1964, Redwood City, CA**Resides:** Redwood City, CA**Bats:** Right**Throws:** Right**Height:** 6-0**Weight:** 195**How Obtained:** Signed by Dave Nahabedian as a free agent, June 1987

Graduated from San Carlos (CA) High in 1982 . . . attended San Francisco State University . . . brother Keith pitches for San Diego . . . single.

| Year | Club | W-L | ERA | G | GS | CG | SHO | SV | IP | H | R | ER | BB | SO |
|------|---------|-----|------|----|----|----|-----|----|-------|-----|----|----|----|-----|
| 1987 | Everett | 3-1 | 3.89 | 16 | 2 | 1 | 1 | 2 | 41.2 | 42 | 19 | 18 | 21 | 26 |
| 1988 | Fresno | 8-9 | 4.52 | 30 | 19 | 4 | 0 | 0 | 151.1 | 134 | 90 | 76 | 78 | 112 |

COMSTOCK, Keith Martin**LHP****Born:** December 23, 1955, San Francisco, CA**Resides:** San Carlos, CA**Bats:** Left**Throws:** Left**Height:** 6-0**Weight:** 175

How Obtained: Angels #5 selection in January, 1976 Draft. Released on July 6, 1979. Signed with Oakland on February 29, 1980. Sold to Detroit on March 28, 1983. Granted free agency and signed with Minnesota on October 23, 1983. Released on November 6, 1984. Played in Japan with the Yomiuri Giants in 1985-86. Signed with the Giants on November 24, 1986. Traded to San Diego with Chris Brown (if), Mark Davis (p) and Mark Grant (p) for Dave Dravecky (p), Craig Lefferts (p) and Kevin Mitchell (of) July 4, 1987 . . . Signed by Carlos Alfonso as a free agent, October 27, 1988

Graduated from San Carlos (CA) High in 1974 . . . attended Canada College (Redwood City, CA) . . . led Southern League in winning percentage (.800) in 1983 . . . married.

| Year | Club | W-L | ERA | G | GS | CG | SHO | SV | IP | H | R | ER | BB | SO |
|------|---------------|------|------|----|----|----|-----|----|-------|-----|----|----|----|-----|
| 1976 | Idaho Falls | 1-4 | 3.89 | 15 | 2 | 0 | 0 | 5 | 37.0 | 33 | 18 | 16 | 32 | 45 |
| 1977 | Quad Cities | 1-0 | 5.06 | 18 | 0 | 0 | 0 | 5 | 32.0 | 22 | 18 | 18 | 18 | 39 |
| | Salinas | 1-1 | 4.64 | 23 | 0 | 0 | 0 | 6 | 33.0 | 35 | 26 | 17 | 18 | 41 |
| 1978 | Salinas | 6-4 | 2.85 | 27 | 6 | 5 | 1 | 2 | 82.0 | 70 | 31 | 26 | 46 | 71 |
| 1979 | El Paso | 2-5 | 7.14 | 16 | 8 | 1 | 0 | 0 | 63.0 | 95 | 64 | 50 | 35 | 18 |
| 1980 | West Haven | 2-4 | 4.19 | 29 | 3 | 2 | 0 | 1 | 73.0 | 64 | 40 | 34 | 37 | 52 |
| 1981 | West Haven | 8-7 | 4.10 | 35 | 22 | 1 | 0 | 0 | 145.0 | 123 | 76 | 66 | 80 | 133 |
| 1982 | Tacoma | 1-2 | 7.16 | 5 | 5 | 0 | 0 | 0 | 27.2 | 34 | 24 | 22 | 12 | 22 |
| | West Haven | 9-5 | 3.02 | 24 | 18 | 4 | 2 | 0 | 125.0 | 99 | 48 | 42 | 69 | 132 |
| 1983 | Birmingham | 12-3 | 3.21 | 37 | 14 | 4 | 3 | 1 | 145.2 | 130 | 58 | 52 | 63 | 136 |
| 1984 | Minnesota | 0-0 | 8.53 | 4 | 0 | 0 | 0 | 0 | 6.1 | 6 | 6 | 6 | 4 | 2 |
| | Toledo | 12-6 | 2.79 | 23 | 23 | 6 | 2 | 0 | 164.0 | 132 | 58 | 51 | 56 | 154 |
| 1985 | Yomiuri | 8-8 | 4.19 | 21 | — | 5 | — | 0 | 124.0 | — | — | 58 | 76 | 87 |
| 1986 | Yomiuri | 0-2 | 7.83 | 3 | — | 0 | — | — | 10.0 | — | — | 9 | 7 | 7 |
| 1987 | Phoenix | 4-2 | 2.77 | 17 | 1 | 0 | 0 | 2 | 39.0 | 24 | 12 | 12 | 23 | 35 |
| | San Francisco | 2-0 | 2.05 | 15 | 0 | 0 | 0 | 1 | 20.2 | 19 | 8 | 7 | 10 | 21 |
| | San Diego | 0-1 | 5.50 | 26 | 0 | 0 | 0 | 0 | 36.0 | 33 | 22 | 22 | 21 | 38 |
| 1988 | Las Vegas | 5-4 | 3.14 | 50 | 0 | 0 | 0 | 17 | 72.0 | 67 | 32 | 25 | 31 | 78 |
| | San Diego | 0-0 | 6.75 | 7 | 0 | 0 | 0 | 0 | 8.0 | 8 | 6 | 6 | 3 | 9 |
| N.L. | Totals | 2-1 | 5.01 | 48 | 0 | 0 | 0 | 1 | 64.2 | 60 | 36 | 35 | 34 | 68 |
| A.L. | Totals | 0-0 | 8.53 | 4 | 0 | 0 | 0 | 0 | 6.1 | 6 | 6 | 6 | 4 | 2 |
| M.L. | Totals | 2-1 | 5.20 | 52 | 0 | 0 | 0 | 1 | 71.0 | 66 | 42 | 41 | 38 | 70 |

CONNELLY, Daron Lee**RHP****Born:** August 21, 1964, San Diego, CA**Resides:** North Hollywood, CA**Bats:** Right**Throws:** Right**Height:** 6-2**Weight:** 180**How Obtained:** Signed by George Genovese as a free agent, June 21, 1986

Graduated from North Hollywood (CA) High in 1982 . . . attended Valley JC and Cal State Dominguez Hills . . . single.

| Year | Club | W-L | ERA | G | GS | CG | SHO | SV | IP | H | R | ER | BB | SO |
|------|------------|-----|------|----|----|----|-----|----|------|----|----|----|----|----|
| 1986 | Tri-Cities | 0-5 | 8.24 | 19 | 4 | 0 | 0 | 2 | 51.1 | 69 | 54 | 47 | 33 | 36 |
| 1987 | Clinton | 6-4 | 2.76 | 47 | 3 | 0 | 0 | 3 | 88.0 | 81 | 35 | 27 | 32 | 71 |
| 1988 | San Jose | 1-1 | 4.45 | 30 | 0 | 0 | 0 | 1 | 56.2 | 57 | 28 | 28 | 36 | 51 |

CONNER, Gregory Lydell (Greg)**OF****Born:** September 28, 1963**Resides:** Theodore, AL**Bats:** Right**Throws:** Right**Height:** 6-2**Weight:** 210**How Obtained:** Giants #7 selection in June, 1986 Draft. Signed by Ken Parker

Attended the University of Southern Mississippi . . . single.

| Year | Club | AVG. | G | AB | R | H | 2B | 3B | HR | RBI | BB | SO | SB |
|------|----------|------|-----|-----|----|-----|----|----|----|-----|----|-----|----|
| 1986 | Clinton | .275 | 62 | 200 | 27 | 55 | 10 | 0 | 5 | 29 | 5 | 39 | 23 |
| 1987 | Fresno | .242 | 129 | 480 | 51 | 116 | 26 | 5 | 10 | 70 | 24 | 122 | 11 |
| 1988 | San Jose | .282 | 118 | 426 | 60 | 120 | 14 | 2 | 9 | 63 | 48 | 115 | 16 |

CONNOLLY, Stephen Edward (Steve)**LHP****Born:** April 11, 1964, Santa Monica, CA**Resides:** Tarzana, CA**Bats:** Left**Throws:** Left**Height:** 6-3**Weight:** 195**How Obtained:** Signed by John Van Ornum as a free agent, June 19, 1987

Graduated from Crespi High (Sherman Oaks, CA) in 1982 . . . graduated from the University of California, Santa Barbara in 1987 . . . single.

| Year | Club | W-L | ERA | G | GS | CG | SHO | SV | IP | H | R | ER | BB | SO |
|------|-----------|-----|------|----|----|----|-----|----|------|----|----|----|----|----|
| 1987 | Pocatello | 3-7 | 4.25 | 13 | 13 | 1 | 1 | 0 | 72.0 | 89 | 52 | 34 | 18 | 46 |
| 1988 | Clinton | 4-5 | 1.38 | 41 | 1 | 0 | 0 | 10 | 65.1 | 49 | 12 | 10 | 11 | 53 |

COOPER, James Carroll (Jamie)**OF****Born:** May 31, 1966, DeKalb, TX**Resides:** Hooks, TX**Bats:** Both**Throws:** Right**Height:** 6-3**Weight:** 185**How Obtained:** Giants #6 selection in June, 1987 Draft. Signed by Andy Korenek

Graduated from Hooks (TX) High in 1984 . . . attended Dallas Baptist University . . . 1988 Midwest League All Star . . . married.

| Year | Club | AVG. | G | AB | R | H | 2B | 3B | HR | RBI | BB | SO | SB |
|------|---------|------|-----|-----|----|-----|----|----|----|-----|----|-----|----|
| 1987 | Everett | .217 | 59 | 203 | 32 | 44 | 5 | 1 | 0 | 13 | 16 | 64 | 26 |
| 1988 | Clinton | .297 | 125 | 502 | 75 | 149 | 28 | 2 | 5 | 50 | 19 | 128 | 63 |

COPPELL, Shannon Daniel**OF****Born:** November 24, 1965**Resides:** Danville, IL**Bats:** Right**Throws:** Right**Height:** 6-1**Weight:** 195**How Obtained:** Giants #15 selection in June, 1988 Draft. Signed by Richard Klaus
Attended Eastern Illinois University.

| Year | Club | AVG. | G | AB | R | H | 2B | 3B | HR | RBI | BB | SO | SB |
|------|---------|------|----|-----|----|----|----|----|----|-----|----|----|----|
| 1988 | Everett | .320 | 67 | 259 | 47 | 83 | 13 | 2 | 0 | 39 | 28 | 56 | 20 |

CRISPIN, Luis M. Angel**IF/OF****Born:** July 2, 1968, San Pedro de Macoris, DR**Resides:** San Pedro de Macoris, DR**Bats:****Throws:** Right**Height:** 5-11**Weight:** 155**How Obtained:** Signed by Nino Escalera as a free agent, January 12, 1988.**CRUZ, Victor****IF****Born:** August 26, 1969, Dominican Republic**Resides:** Santo Domingo, DR**Bats:** Right**Throws:** Right**Height:** 5-10**Weight:** 150**How Obtained:** Signed by Nino Escalera as a free agent, January 1, 1988.

| Year | Club | AVG. | G | AB | R | H | 2B | 3B | HR | RBI | BB | SO | SB |
|------|-----------|------|----|----|---|----|----|----|----|-----|----|----|----|
| 1988 | Pocatello | .182 | 35 | 88 | 8 | 16 | 4 | 2 | 1 | 12 | 8 | 33 | 1 |

DABNEY, Ty Cowan**OF****Born:** August 23, 1962, San Diego, CA**Resides:** Riverside, CA**Bats:** Left**Throws:** Right**Height:** 6-0**Weight:** 170**How Obtained:** Giants #13 selection in June, 1985 Draft. Signed by Jack Paepke

Graduated from Arlington High (Riverside, CA) in 1980 . . . attended the University of California, Riverside . . . 1986 California League MVP . . . single.

| Year | Club | AVG. | G | AB | R | H | 2B | 3B | HR | RBI | BB | SO | SB |
|------|------------|------|-----|-----|----|-----|----|----|----|-----|----|----|----|
| 1985 | Everett | .329 | 57 | 210 | 36 | 69 | 13 | 5 | 6 | 31 | 32 | 32 | 0 |
| 1986 | Fresno | .343 | 121 | 446 | 75 | 153 | 36 | 2 | 15 | 107 | 47 | 64 | 3 |
| | Phoenix | .333 | 11 | 36 | 5 | 12 | 3 | 1 | 1 | 4 | 3 | 6 | 0 |
| 1987 | Shreveport | .307 | 119 | 436 | 55 | 134 | 35 | 7 | 10 | 67 | 28 | 60 | 5 |
| 1988 | Shreveport | .276 | 21 | 76 | 9 | 21 | 5 | 2 | 0 | 10 | 5 | 14 | 3 |
| | Phoenix | .250 | 68 | 196 | 20 | 49 | 13 | 1 | 2 | 26 | 14 | 37 | 1 |

DAVENPORT, Adell**IF****Born:** July 16, 1967**Resides:** Greenville, MS**Bats:** Right**Throws:** Right**Height:** 5-11**Weight:** 195**How Obtained:** Giants #18 selection in June, 1988 Draft. Signed by Ken Parker

Attended Southern (LA) University.

| Year | Club | AVG. | G | AB | R | H | 2B | 3B | HR | RBI | BB | SO | SB |
|------|---------|------|----|-----|----|----|----|----|----|-----|----|----|----|
| 1988 | Everett | .236 | 61 | 229 | 40 | 54 | 14 | 1 | 5 | 29 | 31 | 65 | 0 |

DAVIS, Harry Lemon**OF****Born:** August 27, 1964, San Bernardino, CA**Resides:** Rosemount, MN**Bats:** Both**Throws:** Right**Height:** 5-10**Weight:** 165**How Obtained:** Signed by Jack Paepke as a free agent, June 26, 1984

Graduated from Cajon High (San Bernardino, CA) in 1982 . . . attended San Bernardino Valley College . . . single.

| Year | Club | AVG. | G | AB | R | H | 2B | 3B | HR | RBI | BB | SO | SB |
|------|------------|------|-----|-----|----|-----|----|----|----|-----|----|----|----|
| 1984 | Everett | .207 | 48 | 184 | 26 | 38 | 2 | 1 | 1 | 16 | 22 | 36 | 22 |
| 1985 | Clinton | .205 | 84 | 302 | 39 | 62 | 11 | 2 | 6 | 39 | 23 | 66 | 12 |
| 1986 | Fresno | .244 | 96 | 275 | 44 | 67 | 11 | 4 | 4 | 40 | 30 | 76 | 18 |
| 1987 | Fresno | .296 | 116 | 415 | 76 | 123 | 39 | 2 | 6 | 58 | 47 | 87 | 21 |
| 1988 | Shreveport | .222 | 113 | 315 | 44 | 70 | 13 | 5 | 5 | 32 | 17 | 83 | 9 |

DECKER, Steve**C****Born:** October 25, 1965**Resides:** Rock Island, IL**Bats:** Right**Throws:** Right**Height:** 6-3**Weight:** 200**How Obtained:** Giants #21 selection in June, 1988 Draft. Signed by John Shafer

Attended Lewis & Clark (OR) College.

| Year | Club | AVG. | G | AB | R | H | 2B | 3B | HR | RBI | BB | SO | SB |
|------|----------|------|----|-----|----|----|----|----|----|-----|----|----|----|
| 1988 | Everett | .524 | 13 | 42 | 11 | 22 | 2 | 0 | 2 | 13 | 7 | 5 | 0 |
| | San Jose | .318 | 47 | 176 | 32 | 56 | 9 | 0 | 4 | 34 | 21 | 21 | 0 |

DeLaROSA, Domingo German**RHP****Born:** June 28, 1967, Santo Domingo, DR**Resides:** Santo Domingo, DR**Bats:** Right**Throws:** Right**Height:** 5-11**Weight:** 170**How Obtained:** Signed by Nino Escalera as a free agent, August 7, 1985

| Year | Club | W-L | ERA | G | GS | CG | SHO | SV | IP | H | R | ER | BB | SO |
|------|-----------|-----|------|----|----|----|-----|----|------|----|----|----|----|----|
| 1987 | Pocatello | 1-3 | 6.25 | 11 | 6 | 0 | 0 | 0 | 36.0 | 41 | 30 | 25 | 20 | 20 |
| 1988 | Pocatello | 2-1 | 2.25 | 10 | 0 | 0 | 0 | 0 | 20.0 | 18 | 11 | 5 | 4 | 17 |
| | Everett | 0-0 | 4.90 | 12 | 0 | 0 | 0 | 0 | 14.2 | 19 | 8 | 8 | 10 | 14 |

DEWEY, Mark Alan**RHP****Born:** January 3, 1965, Grand Rapids, MI**Resides:** Jenison, MI**Bats:** Right**Throws:** Right**Height:** 6-0**Weight:** 185**How Obtained:** Giants #23 selection in June, 1987 Draft. Signed by Herman Hannah

Graduated from Jenison (MI) High in 1982 . . . attended Grand Valley State College . . . single.

| Year | Club | W-L | ERA | G | GS | CG | SHO | SV | IP | H | R | ER | BB | SO |
|------|---------|------|------|----|----|----|-----|----|-------|----|----|----|----|----|
| 1987 | Everett | 7-3 | 3.30 | 19 | 10 | 1 | 0 | 1 | 84.2 | 88 | 39 | 31 | 26 | 67 |
| 1988 | Clinton | 10-4 | 1.43 | 37 | 7 | 1 | 0 | 7 | 119.1 | 95 | 36 | 19 | 14 | 76 |

DIXON, Andrew Fitzgerald (Dee)**OF****Born:** March 8, 1964, Kingston, Jamaica**Resides:** Virginia Beach, VA**Bats:** Left**Throws:** Left**Height:** 6-0**Weight:** 185**How Obtained:** Giants #17 selection in June, 1986 Draft. Signed by Mike Toomey

Graduated from Poughkeepsie (NY) High in 1982 . . . attended Norfolk State . . . single.

| Year | Club | AVG. | G | AB | R | H | 2B | 3B | HR | RBI | BB | SO | SB |
|------|------------|------|-----|-----|----|-----|----|----|----|-----|----|----|----|
| 1986 | Everett | .220 | 56 | 214 | 48 | 47 | 4 | 0 | 1 | 15 | 29 | 52 | 37 |
| 1987 | Clinton | .333 | 58 | 243 | 34 | 81 | 12 | 5 | 0 | 23 | 17 | 35 | 34 |
| | Shreveport | .272 | 71 | 287 | 42 | 78 | 12 | 3 | 0 | 28 | 12 | 35 | 37 |
| 1988 | Shreveport | .290 | 126 | 455 | 58 | 132 | 4 | 5 | 3 | 36 | 46 | 59 | 72 |

DOMINGUEZ, Jose Benton**RHP****Born:** June 25, 1963, Ft. Walton Beach, FL**Resides:** West Melbourne, FL**Bats:** Right**Throws:** Right**Height:** 6-2**Weight:** 220**How Obtained:** Twins #26 selection in June, 1984 Draft. Signed by Jess Flores, Sr. Traded to the Giants with Bryan Hickerson and Ray Velasquez for Dan Gladden and David Blakely, March 31, 1987

Graduated from Cabrillo High (Lompoc, CA) in 1981 . . . attended Allan Hancock JC (Santa Monica, CA) and Cal State Northridge . . . member of the 1984 NCAA Division II Champions . . . single.

| Year | Club | W-L | ERA | G | GS | CG | SHO | SV | IP | H | R | ER | BB | SO |
|------|------------|-----|-------|----|----|----|-----|----|-------|-----|----|----|----|----|
| 1984 | Visalia | 2-7 | 4.85 | 23 | 8 | 4 | 0 | 0 | 85.0 | 85 | 56 | 46 | 54 | 58 |
| 1985 | Visalia | 8-6 | 2.95 | 56 | 0 | 0 | 0 | 11 | 107.0 | 104 | 42 | 35 | 61 | 90 |
| 1986 | Visalia | 6-6 | 2.91 | 38 | 1 | 1 | 0 | 5 | 105.0 | 96 | 45 | 34 | 45 | 92 |
| | Orlando | 0-1 | 11.72 | 11 | 0 | 0 | 0 | 0 | 18.0 | 34 | 27 | 23 | 10 | 14 |
| 1987 | Fresno | 4-6 | 2.62 | 46 | 0 | 0 | 0 | 16 | 89.1 | 70 | 43 | 26 | 49 | 75 |
| 1988 | Shreveport | 3-6 | 2.71 | 59 | 0 | 0 | 0 | 22 | 79.2 | 65 | 31 | 24 | 20 | 67 |

DURHAM, Eddy Shane**LHP****Born:** September 11, 1965**Resides:** Kansas City, MO**Bats:** Right**Throws:** Left**Height:** 5-11**Weight:** 185**How Obtained:** Giants #20 selection in June, 1988 Draft. Signed by Bill Parese
Attended Wichita State (KS) University.

| Year | Club | W-L | ERA | G | GS | CG | SHO | SV | IP | H | R | ER | BB | SO |
|------|---------|-----|------|---|----|----|-----|----|------|----|----|----|----|----|
| 1988 | Everett | 4-1 | 1.71 | 7 | 7 | 0 | 0 | 0 | 47.1 | 30 | 13 | 9 | 9 | 49 |

EALY, Thomas Harry, Jr. (Tom)**OF****Born:** November 27, 1967, Las Vegas, NV**Resides:** Las Vegas, NV**Bats:** Right**Throws:** Right**Height:** 6-1**Weight:** 180**How Obtained:** Giants #30 selection in June, 1985 Draft. Signed by George Genovese and Lou Pisoni

Graduated from Chaparral (Las Vegas) High in 1985 . . . single.

| Year | Club | AVG. | G | AB | R | H | 2B | 3B | HR | RBI | BB | SO | SB |
|------|------------|------|----|-----|----|----|----|----|----|-----|----|----|----|
| 1985 | Everett | .203 | 25 | 74 | 11 | 15 | 2 | 0 | 0 | 6 | 11 | 20 | 0 |
| 1986 | Tri-Cities | .268 | 41 | 149 | 24 | 40 | 5 | 2 | 0 | 14 | 32 | 28 | 8 |
| | Clinton | .187 | 31 | 75 | 7 | 14 | 2 | 0 | 0 | 5 | 9 | 21 | 0 |
| 1987 | Clinton | .266 | 60 | 169 | 26 | 45 | 6 | 2 | 2 | 21 | 27 | 37 | 4 |
| 1988 | Clinton | .284 | 72 | 225 | 27 | 64 | 13 | 3 | 2 | 27 | 18 | 49 | 4 |

EBERT, Scott Dean**RHP****Born:** August 12, 1969**Resides:** Edmond, OK**Bats:** Right**Throws:** Right**Height:** 6-2**Weight:** 190**How Obtained:** Giants #3 selection in June, 1988 Draft. Signed by Jack Parese

Graduated from Edmond (OK) High in 1988 . . . single.

| Year | Club | W-L | ERA | G | GS | CG | SHO | SV | IP | H | R | ER | BB | SO |
|------|-----------|-----|------|----|----|----|-----|----|------|----|----|----|----|----|
| 1988 | Pocatello | 1-4 | 4.75 | 12 | 12 | 0 | 0 | 0 | 53.0 | 48 | 52 | 28 | 60 | 52 |

FERNANDEZ, Daniel Michael (Dan)**C****Born:** June 6, 1966**Resides:** San Lorenzo, CA**Bats:** Right**Throws:** Right**Height:** 5-11**Weight:** 180**How Obtained:** Signed by George Genovese as a free agent, July 21, 1987

Attended Cal State Northridge . . . single.

| Year | Club | AVG. | G | AB | R | H | 2B | 3B | HR | RBI | BB | SO | SB |
|------|---------|------|----|----|---|----|----|----|----|-----|----|----|----|
| 1988 | Clinton | 226 | 23 | 53 | 2 | 12 | 1 | 0 | 0 | 3 | 6 | 15 | 2 |

FERREIRA, Anthony Ross**LHP****Born:** October 4, 1962, Riverside, CA**Resides:** Riverside, CA**Bats:** Left**Throws:** Left**Height:** 6-2**Weight:** 160**How Obtained:** Royals #3 selection in June, 1981 Draft. Signed by Al Kubski. Signed by San Francisco as a free agent, July 11, 1988.

| Year | Club | W-L | ERA | G | GS | CG | SHO | SV | IP | H | R | ER | BB | SO |
|------|--------------|-------|------|----|----|----|-----|----|-------|-----|----|----|----|-----|
| 1981 | Sarasota | 4-0 | 2.25 | 12 | 11 | 0 | 0 | 0 | 48.0 | 40 | 19 | 12 | 22 | 45 |
| 1982 | Ft Myers | 12-7 | 2.87 | 22 | 22 | 6 | 1 | 0 | 150.1 | 144 | 64 | 48 | 66 | 120 |
| | Jacksonville | 2-4 | 4.10 | 6 | 6 | 0 | 0 | 0 | 37.1 | 38 | 20 | 17 | 14 | 30 |
| 1983 | Jacksonville | 7-11 | 4.22 | 35 | 20 | 5 | 1 | 2 | 136.1 | 122 | 77 | 64 | 68 | 85 |
| 1984 | Omaha | 7-10 | 4.57 | 40 | 15 | 1 | 0 | 4 | 114.1 | 128 | 65 | 58 | 52 | 69 |
| 1985 | Omaha | 11-10 | 3.21 | 27 | 26 | 6 | 0 | 0 | 173.2 | 142 | 73 | 62 | 89 | 105 |
| | Kansas City | 0-0 | 7.94 | 2 | 0 | 0 | 0 | 0 | 5.2 | 6 | 5 | 5 | 2 | 5 |
| 1986 | Tidewater | 7-5 | 3.69 | 24 | 17 | 0 | 0 | 0 | 112.1 | 123 | 59 | 46 | 40 | 65 |
| 1987 | Calgary | 2-5 | 6.72 | 32 | 12 | 0 | 0 | 1 | 88.1 | 95 | 73 | 66 | 66 | 50 |
| 1988 | Albany | 0-0 | 7.04 | 6 | 0 | 0 | 0 | 0 | 7.2 | 9 | 9 | 6 | 1 | 8 |
| | Phoenix | 1-2 | 3.64 | 21 | 0 | 0 | 0 | 3 | 29.2 | 24 | 12 | 12 | 8 | 23 |
| M L | Totals | 0-0 | 7.94 | 2 | 0 | 0 | 0 | 0 | 5.2 | 6 | 5 | 5 | 2 | 5 |

FERRICK, Mitchell Joseph**RHP****Born:** October 27, 1966**Resides:** Riverside, CA**Bats:** Right**Throws:** Right**Height:** 6-7**Weight:** 215**How Obtained:** Giants #17 selection in June, 1988 Draft. Signed by Jack Paepke

Attended University of California, Riverside.

| Year | Club | W-L | ERA | G | GS | CG | SHO | SV | IP | H | R | ER | BB | SO |
|------|-----------|-----|------|----|----|----|-----|----|------|----|----|----|----|----|
| 1988 | Pocatello | 3-5 | 4.92 | 14 | 10 | 1 | 0 | 0 | 56.2 | 73 | 52 | 31 | 24 | 39 |

FYE, Christopher John (Chris)**LHP****Born:** July 8, 1966**Resides:** Bellevue, NE**Bats:** Both**Throws:** Left**Height:** 6-0**Weight:** 170**How Obtained:** Signed by Bill Parese as a free agent, August 11, 1987

Attended Iowa Western JC . . . single.

| Year | Club | W-L | ERA | G | GS | CG | SHO | SV | IP | H | R | ER | BB | SO |
|------|---------|-----|------|----|----|----|-----|----|------|----|----|----|----|----|
| 1988 | Everett | 3-2 | 3.19 | 27 | 2 | 0 | 0 | 0 | 48.0 | 36 | 20 | 17 | 34 | 42 |

GARCIA, Longobarto Rodrigo (Longo)**RHP****Born:** October 16, 1966**Resides:** Santa Ana, CA**Bats:** Right**Throws:** Right**Height:** 5-11**Weight:** 180**How Obtained:** Giants #11 selection in June, 1988 Draft. Signed by Jack Paepke

Attended Cal State Fullerton . . . single.

| Year | Club | W-L | ERA | G | GS | CG | SHO | SV | IP | H | R | ER | BB | SO |
|------|---------|-----|------|---|----|----|-----|----|------|----|----|----|----|----|
| 1988 | Clinton | 1-2 | 5.46 | 9 | 4 | 0 | 0 | 0 | 29.2 | 36 | 19 | 18 | 19 | 25 |

GAY, Scott Douglas**RHP****Born:** March 24, 1964, Nashua, NH**Resides:** Cullowhee, NC**Bats:** Right**Throws:** Right**Height:** 6-0**Weight:** 178**How Obtained:** Yankees #4 choice in June, 1985 Draft. Signed as a free agent by Jim Fairey, January 13, 1989

Attended Western Carolina University.

| Year | Club | W-L | ERA | G | GS | CG | SHO | SV | IP | H | R | ER | BB | SO |
|------|---------------|-----|------|----|----|----|-----|----|-------|-----|----|----|----|----|
| 1985 | Oneonta | 0-1 | 1.80 | 2 | 0 | 0 | 0 | 1 | 5.0 | 3 | 1 | 1 | 1 | 6 |
| 1986 | Ft Lauderdale | 1-1 | 3.02 | 8 | 8 | 0 | 0 | 0 | 41.2 | 31 | 18 | 14 | 30 | 24 |
| 1987 | Ft Lauderdale | 7-7 | 4.65 | 24 | 17 | 4 | 0 | 2 | 120.0 | 122 | 70 | 62 | 78 | 71 |
| 1988 | Albany | 0-0 | 4.26 | 2 | 0 | 0 | 0 | 0 | 6.1 | 9 | 3 | 3 | 6 | 0 |
| | Ft Lauderdale | 1-3 | 6.91 | 6 | 5 | 0 | 0 | 0 | 27.1 | 35 | 24 | 21 | 31 | 25 |

GEORGE, Andre L.**IF**

Born: December 11, 1966 **Resides:** Portland, OR
Bats: Right **Throws:** Right **Height:** 5-9 **Weight:** 165
How Obtained: Giants #13 selection in June, 1988 Draft. Signed by John Schafer
 Attended Mt. Hood (OR) CC.

| Year | Club | AVG. | G | AB | R | H | 2B | 3B | HR | RBI | BB | SO | SB |
|------|-----------|------|----|-----|----|----|----|----|----|-----|----|----|----|
| 1988 | Pocatello | 236 | 39 | 106 | 17 | 25 | 0 | 3 | 0 | 9 | 22 | 20 | 3 |

GIBBONS, William (Bill)**RHP**

Born: March 19, 1966 **Resides:** Darien, CT
Bats: Right **Throws:** Right **Height:** 6-5 **Weight:** 220
How Obtained: Giants #26 selection in June, 1988 Draft. Signed by Mike Toomey
 Attended University of Delaware.

| Year | Club | W-L | ERA | G | GS | CG | SHO | SV | IP | H | R | ER | BB | SO |
|------|---------|-----|------|----|----|----|-----|----|------|----|----|----|----|----|
| 1988 | Everett | 5-4 | 3.48 | 15 | 14 | 1 | 0 | 0 | 82.2 | 78 | 46 | 32 | 31 | 63 |

GOINS, Bernard Scott (Scott)**IF**

Born: December 24, 1964, New Orleans, LA **Resides:** Concord, NC
Bats: Right **Throws:** Right **Height:** 6-0 **Weight:** 165
How Obtained: Signed by Jim Fahey as a free agent, June 16, 1987
 Graduated from Central Cabarrus High in 1983 . . . attended Winthrop College . . . single.

| Year | Club | AVG. | G | AB | R | H | 2B | 3B | HR | RBI | BB | SO | SB |
|------|----------|------|----|-----|----|----|----|----|----|-----|----|----|----|
| 1987 | Everett | 261 | 46 | 176 | 35 | 46 | 9 | 0 | 1 | 17 | 26 | 36 | 5 |
| | Clinton | 200 | 7 | 15 | 3 | 3 | 1 | 0 | 0 | 2 | 3 | 3 | 0 |
| 1988 | Clinton | 306 | 11 | 36 | 5 | 11 | 2 | 1 | 0 | 4 | 0 | 6 | 1 |
| | San Jose | 280 | 7 | 25 | 4 | 7 | 0 | 1 | 0 | 1 | 1 | 5 | 0 |

GOULD, Frank William**LHP**

Born: March 11, 1970, Huntington, WV **Resides:** Huntington, WV
Bats: Left **Throws:** Left **Height:** 6-1 **Weight:** 175
How Obtained: Signed as a free agent by Mike Toomey, August 8, 1988 . . . single.

GRAY, Steven Wayne (Steve)**IF**

Born: June 30, 1967 **Resides:** San Luis Obispo, CA
Bats: Right **Throws:** Right **Height:** 6-2 **Weight:** 175
How Obtained: Giants #22 selection in June, 1988 Draft. Signed by John Van Ornum
 Attended Cuesta (CA) JC.

| Year | Club | AVG. | G | AB | R | H | 2B | 3B | HR | RBI | BB | SO | SB |
|------|-----------|------|----|-----|----|----|----|----|----|-----|----|----|----|
| 1988 | Everett | 300 | 6 | 20 | 4 | 6 | 0 | 1 | 0 | 1 | 3 | 5 | 1 |
| | Pocatello | 245 | 47 | 143 | 28 | 35 | 7 | 2 | 2 | 10 | 12 | 45 | 7 |

GUERRERO, Juan Antonio**IF**

Born: February 1, 1967, Haina, DR **Resides:** Haina, DR
Bats: Right **Throws:** Right **Height:** 5-11 **Weight:** 160
How Obtained: Signed by Nino Escalera as a free agent, September 13, 1986

| Year | Club | AVG. | G | AB | R | H | 2B | 3B | HR | RBI | BB | SO | SB |
|------|-----------|------|-----|-----|----|-----|----|----|----|-----|----|----|----|
| 1987 | Pocatello | 210 | 34 | 81 | 13 | 17 | 5 | 1 | 1 | 7 | 17 | 28 | 1 |
| 1988 | Clinton | 275 | 111 | 385 | 57 | 106 | 17 | 3 | 13 | 54 | 13 | 95 | 7 |

GUNDERSON, Eric A.**LHP**

Born: March 29, 1966 **Resides:** Vancouver, WA
Bats: Right **Throws:** Left **Height:** 6-0 **Weight:** 175
How Obtained: Giants #2 selection in June, 1987 Draft. Signed by John Shafer
 Graduated from Aloha High in 1984 . . . attended Portland State University . . . single.

| Year | Club | W-L | ERA | G | GS | CG | SHO | SV | IP | H | R | ER | BB | SO |
|------|------------|------|------|----|----|----|-----|----|-------|-----|----|----|----|-----|
| 1987 | Everett | 8-4 | 2.46 | 15 | 15 | 5* | 3* | 0 | 98.2 | 80 | 34 | 27 | 34 | 99* |
| 1988 | San Jose | 12-5 | 2.65 | 20 | 20 | 5 | 4 | 0 | 149.1 | 131 | 56 | 44 | 52 | 151 |
| | Shreveport | 1-2 | 5.15 | 7 | 6 | 0 | 0 | 0 | 36.2 | 45 | 25 | 21 | 13 | 28 |

HALL, Kevin K.**OF**

Born: November 24, 1968 **Resides:** Pocatello, ID
Bats: Right **Throws:** Right **Height:** 6-2 **Weight:** 190
How Obtained: Signed by John Shafer as a free agent, August, 1987
 Graduated from Highland High in 1987 . . . single.

| Year | Club | AVG. | G | AB | R | H | 2B | 3B | HR | RBI | BB | SO | SB |
|------|-----------|------|----|----|---|----|----|----|----|-----|----|----|----|
| 1988 | Pocatello | 167 | 22 | 66 | 8 | 11 | 0 | 2 | 0 | 6 | 10 | 25 | 2 |
| | Everett | 300 | 4 | 10 | 2 | 3 | 1 | 0 | 0 | 1 | 0 | 3 | 0 |

HAM, Michael L. (Mike)**C**

Born: February 25, 1965 **Resides:** Fullerton, CA
Bats: Right **Throws:** Right **Height:** 6-0 **Weight:** 200
How Obtained: Giants #24 selection in June, 1987 Draft. Signed by Jack Paepke
 Attended Cal State Fullerton . . . single.

| Year | Club | AVG. | G | AB | R | H | 2B | 3B | HR | RBI | BB | SO | SB |
|------|---------|------|----|-----|----|----|----|----|----|-----|----|----|----|
| 1987 | Everett | 248 | 39 | 129 | 13 | 32 | 4 | 0 | 1 | 21 | 12 | 24 | 0 |
| 1988 | Clinton | 165 | 46 | 115 | 14 | 19 | 3 | 1 | 0 | 13 | 15 | 23 | 4 |

HANCOCK, Chris Martin**LHP**

Born: September 12, 1969 **Resides:** Fontana, CA
Bats: Left **Throws:** Left **Height:** 6-3 **Weight:** 175
How Obtained: Giants #4 selection in June, 1988 Draft. Signed by Jack Paepke
 Graduated from Fontana (CA) High in 1988 . . . single.

| Year | Club | W-L | ERA | G | GS | CG | SHO | SV | IP | H | R | ER | BB | SO |
|------|-----------|-----|------|----|----|----|-----|----|------|----|----|----|----|----|
| 1988 | Pocatello | 2-5 | 8.86 | 12 | 11 | 0 | 0 | 0 | 42.2 | 60 | 54 | 42 | 43 | 31 |

HANSELMAN, Carl Lester**RHP**

Born: May 23, 1970 **Resides:** Merritt Island, FL
Bats: Left **Throws:** Right **Height:** 6-5 **Weight:** 190
How Obtained: Giants #6 selection in June, 1988 Draft. Signed by Tom Zimmer
 Graduated from Merritt Island (FL) High in 1988 . . . single.

| Year | Club | W-L | ERA | G | GS | CG | SHO | SV | IP | H | R | ER | BB | SO |
|------|-----------|-----|------|----|----|----|-----|----|------|----|----|----|----|----|
| 1988 | Pocatello | 1-8 | 8.34 | 12 | 11 | 0 | 0 | 0 | 45.1 | 78 | 66 | 42 | 31 | 37 |

HAWKINS, Todd David**C**

Born: October 10, 1964, St. Louis, MO **Resides:** St. Charles, MO
Bats: Right **Throws:** Right **Height:** 6-0 **Weight:** 195
How Obtained: Giants #46 selection in June, 1987 Draft. Signed by Andy Korenek
 Graduated from St. Charles (MO) West High in 1983 . . . attended Baylor University . . . single.

| Year | Club | AVG. | G | AB | R | H | 2B | 3B | HR | RBI | BB | SO | SB |
|------|---------|------|----|-----|----|----|----|----|----|-----|----|----|----|
| 1987 | Everett | 273 | 51 | 183 | 28 | 50 | 11 | 0 | 6 | 33 | 20 | 23 | 0 |
| 1988 | Fresno | 200 | 52 | 170 | 14 | 34 | 8 | 0 | 1 | 19 | 9 | 22 | 1 |

HEREDIA, Gilbert (Gil)**RHP**

Born: October 26, 1965, Nogales, AZ **Resides:** Tucson, AZ
Bats: Right **Throws:** Right **Height:** 6-2 **Weight:** 190
How Obtained: Giants #9 selection in June, 1987 Draft. Signed by Gene Thompson
 Graduated from Nogales (AZ) High in 1983 . . . attended Pima (AZ) CC and the University of Arizona . . . married.

| Year | Club | W-L | ERA | G | GS | CG | SHO | SV | IP | H | R | ER | BB | SO |
|------|----------|-------|------|----|----|----|-----|----|-------|-----|-----|----|----|-----|
| 1987 | Everett | 2-0 | 3.60 | 3 | 3 | 1 | 0 | 0 | 20.0 | 24 | 8 | 8 | 1 | 14 |
| | Fresno | 5-3 | 2.90 | 11 | 11 | 5 | 2 | 0 | 80.2 | 62 | 28 | 26 | 23 | 60 |
| 1988 | San Jose | 13-12 | 3.49 | 27 | 27 | 9 | 0 | 0 | 206.1 | 216 | 107 | 80 | 46 | 121 |

HERNANDEZ, Marino

LHP

Born: August 30, 1969Resides: Sonador Bonao, DR

Bats: LeftThrows: LeftHeight: 6-4Weight: 160

How Obtained: Signed by Nino Escalera as a free agent, February 16, 1988.

| Year | Club | W-L | ERA | G | GS | CG | SHO | SV | IP | H | R | ER | BB | SO |
|------|------------|-----|------|----|----|----|-----|----|------|----|----|----|----|----|
| 1988 | Pocateello | 0-0 | 5.16 | 19 | 0 | 0 | 0 | 0 | 22.2 | 30 | 19 | 13 | 16 | 29 |

HEWATT, Brett Allen

OF

Born: October 19, 1968Resides: Woodward, OK

Bats: RightThrows: RightHeight: 6-4Weight: 210

How Obtained: Giants #36 selection in June, 1988 Draft. Signed by Bill Parese

| Year | Club | AVG. | G | AB | R | H | 2B | 3B | HR | RBI | BB | SO | SB |
|------|------------|------|----|----|---|---|----|----|----|-----|----|----|----|
| 1988 | Pocateello | .089 | 25 | 56 | 5 | 5 | 1 | 1 | 0 | 1 | 5 | 31 | 1 |

HICKERSON, Bryan David

LHP

Born: October 13, 1963, Bemidji, MNResides: Bemidji, MN

Bats: LeftThrows: LeftHeight: 6-2Weight: 195

How Obtained: Twins #7 selection in June, 1986 Draft. Traded to the Giants with Jose Dominguez and Ray Velasquez for Dan Gladden and David Blakley, March 31, 1987

Attended the University of Minnesota . . . single.

| Year | Club | W-L | ERA | G | GS | CG | SHO | SV | IP | H | R | ER | BB | SO |
|------|------------|------|------|----|----|----|-----|----|------|-----------------------|----|----|----|-----|
| 1986 | Visalia | 4-3 | 4.23 | 11 | 11 | 3 | 0 | 0 | 72.0 | 72 | 37 | 34 | 25 | 69 |
| 1987 | Clinton | 11-0 | 1.24 | 17 | 10 | 2 | 1 | 1 | 94.0 | 60 | 17 | 13 | 37 | 103 |
| | Shreveport | 1-2 | 3.94 | 4 | 3 | 0 | 0 | 0 | 16.0 | 20 | 7 | 7 | 4 | 23 |
| 1988 | | | | | | | | | | INJURED—DID NOT PITCH | | | | |

HILPERT, Adam F.

IF

Born: September 12, 1966Resides: Modesto, CA

Bats: RightThrows: RightHeight: 6-0Weight: 180

How Obtained: Giants #28 selection in June, 1988 Draft. Signed by John Van Ornum

Attended Cal State Stanislaus.

| Year | Club | AVG. | G | AB | R | H | 2B | 3B | HR | RBI | BB | SO | SB |
|------|------------|------|----|-----|----|----|----|----|----|-----|----|----|----|
| 1988 | Pocateello | .263 | 62 | 232 | 38 | 61 | 9 | 5 | 1 | 36 | 9 | 29 | 3 |
| | Everett | .000 | 1 | 3 | 0 | 0 | 0 | 0 | 0 | 0 | 1 | 2 | 0 |

HORAN, David Michael

RHP

Born: October 16, 1967Resides: La Plata, MD

Bats: RightThrows: RightHeight: 6-3Weight: 180

How Obtained: Giants #7 selection in June, 1988 Draft. Signed by Bill Parese

Attended Eastern (OK) JC.

| Year | Club | W-L | ERA | G | GS | CG | SHO | SV | IP | H | R | ER | BB | SO |
|------|------------|-----|------|----|----|----|-----|----|------|----|----|----|----|----|
| 1988 | Pocateello | 0-0 | 5.14 | 5 | 1 | 0 | 0 | 0 | 7.0 | 10 | 5 | 4 | 3 | 5 |
| | Everett | 3-3 | 4.12 | 12 | 12 | 0 | 0 | 0 | 63.1 | 70 | 44 | 29 | 41 | 33 |

HOSTETLER, Thomas John (Tom)

RHP

Born: October 10, 1964, Chicago, ILResides: Villa Park, IL

Bats: RightThrows: RightHeight: 5-11Weight: 175

How Obtained: Giants #8 selection in June, 1987 Draft. Signed by Ken Parker

Graduated from Addison Trail High in 1982 . . . attended Delta State . . . single.

| Year | Club | W-L | ERA | G | GS | CG | SHO | SV | IP | H | R | ER | BB | SO |
|------|----------|-----|------|----|----|----|-----|----|------|----|----|----|----|----|
| 1987 | Everett | 9-2 | 3.08 | 14 | 13 | 2 | 0 | 0 | 90.2 | 77 | 37 | 31 | 34 | 89 |
| 1988 | San Jose | 2-0 | 2.79 | 6 | 6 | 0 | 0 | 0 | 29.0 | 29 | 11 | 9 | 11 | 27 |

JOHNSON, Dominic A.

RHP

Born: August 9, 1968Resides: Poway, CA

Bats: RightThrows: LeftHeight: 6-5Weight: 220

How Obtained: Signed by Bob Kennedy as a free agent, June 19, 1987

Graduated Poway (CA) High in 1985 . . . attended San Diego Mesa JC . . . son of Deron Johnson . . . single.

| Year | Club | W-L | ERA | G | GS | CG | SHO | SV | IP | H | R | ER | BB | SO |
|------|------------|-----|------|----|----|----|-----|----|-------|----|----|----|----|----|
| 1987 | Pocateello | 1-2 | 7.20 | 18 | 2 | 0 | 0 | 2 | 35.0 | 42 | 35 | 28 | 26 | 30 |
| 1988 | Clinton | 4-8 | 4.63 | 24 | 18 | 1 | 0 | 0 | 101.0 | 86 | 63 | 52 | 85 | 67 |

JOHNSON, Erik Anthony**IF****Born:** October 11, 1965, Oakland, CA**Resides:** Danville, CA**Bats:** Right**Throws:** Right**Height:** 5-11**Weight:** 175**How Obtained:** Giants #18 selection in June, 1987 Draft. Signed by John Van Ornum

Graduated from DeLaSalle High in 1983 . . . attended the University of California, Santa Barbara . . . single.

| Year | Club | AVG. | G | AB | R | H | 2B | 3B | HR | RBI | BB | SO | SB |
|------|------------|------|----|-----|----|----|----|----|----|-----|----|----|----|
| 1987 | Pocatello | .264 | 43 | 129 | 19 | 34 | 7 | 0 | 4 | 12 | 13 | 21 | 6 |
| | Shreveport | .095 | 9 | 21 | 1 | 2 | 1 | 0 | 0 | 3 | 0 | 5 | 0 |
| 1988 | Clinton | .224 | 90 | 322 | 29 | 72 | 12 | 3 | 5 | 39 | 28 | 39 | 4 |
| | San Jose | .250 | 44 | 160 | 25 | 40 | 3 | 1 | 1 | 16 | 18 | 29 | 4 |

JONES, James Lawrence (Jim)**IF****Born:** September 17, 1966, Portland, OR**Resides:** Portland, OR**Bats:** Both**Throws:** Right**Height:** 5-10**Weight:** 170**How Obtained:** Giants #2 selection in January, 1986 Draft. Signed by John Shafer

Graduated from Beaverton (OR) High in 1984 . . . attended Linn Benton (OR) CC . . . single.

| Year | Club | AVG. | G | AB | R | H | 2B | 3B | HR | RBI | BB | SO | SB |
|------|-----------|------|----|-----|----|----|----|----|----|-----|----|----|----|
| 1986 | Everett | .209 | 35 | 110 | 21 | 23 | 2 | 0 | 0 | 8 | 20 | 22 | 6 |
| 1987 | Pocatello | .245 | 29 | 49 | 15 | 12 | 2 | 0 | 0 | 5 | 15 | 8 | 5 |
| | Clinton | .242 | 18 | 33 | 4 | 8 | 0 | 0 | 0 | 2 | 7 | 7 | 2 |
| 1988 | | | | | | | | | | | | | |

INJURED—DID NOT PLAY

JURAK, Edward James**IF****Born:** October 24, 1957, Los Angeles, CA**Resides:** San Pedro, CA**Bats:** Right**Throws:** Right**Height:** 6-2**Weight:** 187**How Obtained:** Boston #3 selection in June, 1975 Draft. Signed by San Francisco as a free agent, November 3, 1988.

Graduated from San Pedro (CA) High.

| Year | Club | AVG. | G | AB | R | H | 2B | 3B | HR | RBI | BB | SO | SB |
|------|---------------|------|-----|-----|----|-----|----|----|----|-----|----|----|----|
| 1975 | Elmira | .252 | 68 | 250 | 41 | 63 | 9 | 3 | 0 | 25 | 34 | 38 | 5 |
| 1976 | Winston-Salem | .219 | 113 | 401 | 49 | 88 | 6 | 2 | 4 | 35 | 33 | 56 | 9 |
| 1977 | Bristol | .263 | 123 | 441 | 74 | 116 | 12 | 8 | 1 | 36 | 51 | 74 | 8 |
| 1978 | Pawtucket | .261 | 23 | 46 | 9 | 12 | 1 | 1 | 0 | 6 | 9 | 14 | 0 |
| | Winter Haven | .266 | 38 | 139 | 14 | 37 | 0 | 1 | 0 | 11 | 14 | 22 | 2 |
| 1979 | Bristol | .221 | 135 | 435 | 50 | 96 | 17 | 2 | 0 | 41 | 44 | 63 | 7 |
| 1980 | Pawtucket | .262 | 83 | 221 | 16 | 58 | 8 | 1 | 3 | 31 | 23 | 31 | 0 |
| 1981 | Bristol | .340 | 87 | 297 | 63 | 101 | 19 | 3 | 1 | 25 | 64 | 36 | 9 |
| | Pawtucket | .300 | 23 | 90 | 13 | 27 | 3 | 2 | 1 | 9 | 11 | 14 | 1 |
| 1982 | Pawtucket | .296 | 81 | 284 | 39 | 84 | 14 | 1 | 9 | 43 | 42 | 46 | 8 |
| | Boston | .333 | 12 | 21 | 2 | 7 | 0 | 0 | 0 | 7 | 2 | 4 | 0 |
| 1983 | Boston | .277 | 75 | 159 | 19 | 44 | 8 | 4 | 0 | 18 | 18 | 25 | 1 |
| 1984 | Boston | .242 | 47 | 66 | 6 | 16 | 3 | 1 | 1 | 7 | 12 | 12 | 0 |
| 1985 | Pawtucket | .259 | 72 | 263 | 33 | 68 | 11 | 2 | 6 | 38 | 37 | 34 | 4 |
| | Boston | .231 | 26 | 13 | 4 | 3 | 0 | 0 | 0 | 0 | 1 | 3 | 0 |
| 1986 | San Jose | .324 | 28 | 71 | 14 | 23 | 0 | 0 | 3 | 10 | 20 | 13 | 4 |
| 1987 | Tulsa | .346 | 98 | 338 | 67 | 117 | 19 | 3 | 10 | 47 | 70 | 46 | 19 |
| | Oklahoma City | .309 | 31 | 94 | 9 | 29 | 0 | 1 | 3 | 8 | 17 | 11 | 1 |
| 1988 | Tacoma | .295 | 126 | 448 | 63 | 132 | 22 | 2 | 7 | 67 | 62 | 55 | 13 |
| | Oakland | .000 | 3 | 1 | 1 | 0 | 0 | 0 | 0 | 0 | 0 | 0 | 0 |
| M.L. | Totals | .269 | 163 | 260 | 33 | 70 | 11 | 5 | 1 | 32 | 33 | 44 | 1 |

KAISER, Jeffrey Michael (Jeff)**IF****Born:** September 14, 1966**Resides:** Hecker, IL**Bats:** Switch**Throws:** Right**Height:** 6-1**Weight:** 180**How Obtained:** Giants #8 selection in June, 1988 Draft. Signed by Todd Thomas
Attended S.W. Missouri State University.

| Year | Club | AVG. | G | AB | R | H | 2B | 3B | HR | RBI | BB | SO | SB |
|------|-----------|------|----|-----|----|----|----|----|----|-----|----|----|----|
| 1988 | San Jose | .195 | 26 | 87 | 10 | 17 | 2 | 1 | 0 | 5 | 6 | 24 | 1 |
| | Pocatello | .224 | 32 | 107 | 13 | 24 | 4 | 0 | 2 | 8 | 9 | 23 | 2 |

KEATING, Michael J.

IF

Born: December 22, 1965 **Resides:** Califon, NJ
Bats: Right **Throws:** Right **Height:** 6-3 **Weight:** 185
How Obtained: Signed as a free agent by Alan Marr, August 26, 1988
Attended Franklin Pierce College.

KLONOSKI, Jason

LHP

Born: March 24, 1967 **Resides:** River Forest, IL
Bats: Left **Throws:** Left **Height:** 6-2 **Weight:** 180
How Obtained: Signed by David Nahabedian as a free agent, August 22, 1988
Attended University of Arizona.

KMAK, Joseph R. (Joe)

C

Born: May 3, 1963, Napa, CA **Resides:** Foster City, CA
Bats: Right **Throws:** Right **Height:** 6-0 **Weight:** 185
How Obtained: Giants #10 selection in June, 1985 Draft. Signed by Harvey Koepf
Graduated from Serra High in 1981 . . . attended the University of California, Santa Barbara . . . single.

| Year | Club | AVG. | G | AB | R | H | 2B | 3B | HR | RBI | BB | SO | SB |
|------|------------|------|----|-----|----|----|----|----|----|-----|----|----|----|
| 1985 | Everett | 310 | 40 | 129 | 21 | 40 | 10 | 1 | 1 | 14 | 20 | 23 | 0 |
| 1986 | Fresno | 270 | 60 | 163 | 23 | 44 | 5 | 0 | 1 | 9 | 15 | 38 | 3 |
| 1987 | Fresno | 221 | 48 | 154 | 18 | 34 | 8 | 0 | 0 | 12 | 15 | 32 | 1 |
| | Shreveport | 195 | 15 | 41 | 5 | 8 | 0 | 1 | 0 | 3 | 3 | 4 | 0 |
| 1988 | Shreveport | 225 | 71 | 178 | 16 | 40 | 5 | 2 | 1 | 14 | 11 | 19 | 0 |

LAGA, Michael Russell

IF

Born: June 14, 1960, Ridgeway, NJ **Resides:** Northampton, MA
Bats: Left **Throws:** Left **Height:** 6-2 **Weight:** 210
How Obtained: Detroit's #1 selection (17th player selected) in January, 1980 Draft.
Assigned to St. Louis September 2, 1986, completing deal of August 10, 1986
which sent Mike Heath to Detroit for Ken Hill. Granted free agency October 3,
1988. Signed with Giants January 25, 1989.
Attended Bergen Community College and Fairleigh Dickinson University (both in
New Jersey) . . . married (Laura, February 11, 1984) . . . one daughter (Ashley,
October 8, 1985) and one son (Kyle, December 17, 1987).

| Year | Club | AVG. | G | AB | R | H | 2B | 3B | HR | RBI | BB | SO | SB |
|------|------------|------|-----|-----|----|-----|----|----|----|-----|----|-----|----|
| 1980 | Lakeland | 273 | 122 | 407 | 60 | 111 | 14 | 6 | 12 | 74 | 72 | 71 | 5 |
| 1981 | Birmingham | 289 | 142 | 547 | 89 | 158 | 28 | 7 | 31 | 86 | 49 | 113 | 2 |
| 1982 | Evansville | 250 | 126 | 444 | 77 | 111 | 15 | 3 | 34 | 90 | 47 | 117 | 5 |
| | Detroit | 261 | 27 | 88 | 6 | 23 | 9 | 0 | 3 | 11 | 4 | 23 | 1 |
| 1983 | Evansville | 231 | 105 | 355 | 46 | 82 | 24 | 1 | 16 | 58 | 44 | 97 | 2 |
| | Detroit | 190 | 12 | 21 | 2 | 4 | 0 | 0 | 0 | 2 | 1 | 9 | 0 |
| 1984 | Evansville | 264 | 153 | 569 | 86 | 151 | 30 | 9 | 30 | 94 | 38 | 130 | 1 |
| | Detroit | 545 | 9 | 11 | 1 | 6 | 0 | 0 | 0 | 1 | 1 | 2 | 0 |
| 1985 | Nashville | 263 | 117 | 430 | 58 | 113 | 30 | 2 | 20 | 79 | 39 | 95 | 2 |
| | Detroit | 167 | 9 | 36 | 3 | 6 | 1 | 0 | 2 | 6 | 0 | 9 | 0 |
| 1986 | Detroit | 200 | 15 | 45 | 6 | 9 | 1 | 0 | 3 | 6 | 5 | 13 | 0 |
| | Nashville | 220 | 12 | 41 | 4 | 9 | 3 | 0 | 2 | 7 | 4 | 7 | 0 |
| | St. Louis | 217 | 18 | 46 | 7 | 10 | 4 | 0 | 3 | 8 | 5 | 18 | 0 |
| 1987 | Louisville | 304 | 116 | 418 | 81 | 127 | 35 | 2 | 29 | 91 | 48 | 93 | 1 |
| | St. Louis | 138 | 17 | 29 | 4 | 4 | 1 | 0 | 1 | 4 | 2 | 7 | 0 |
| 1988 | St. Louis | 130 | 41 | 100 | 5 | 13 | 0 | 0 | 1 | 4 | 2 | 21 | 0 |
| | Louisville | 204 | 13 | 49 | 4 | 10 | 2 | 0 | 1 | 5 | 6 | 5 | 0 |
| N.L. | Totals | 154 | 76 | 175 | 16 | 27 | 5 | 0 | 5 | 16 | 9 | 46 | 0 |
| A.L. | Totals | 239 | 72 | 201 | 18 | 48 | 11 | 0 | 8 | 28 | 11 | 45 | 1 |
| M.L. | Totals | 199 | 148 | 376 | 34 | 75 | 16 | 0 | 13 | 44 | 20 | 91 | 1 |

LAYA, Jesus Javier**C****Born:** January 14, 1968, Maiquetia, Venezuela **Resides:** Maiquetia, Venezuela**Bats:** Right **Throws:** Right **Height:** 6-0 **Weight:** 170**How Obtained:** Signed by Nino Escalera as a free agent, January 9, 1987

| Year | Club | AVG. | G | AB | R | H | 2B | 3B | HR | RBI | BB | SO | SB |
|------|-----------|------|----|-----|----|----|----|----|----|-----|----|----|----|
| 1987 | Pocatello | .290 | 28 | 69 | 7 | 20 | 2 | 0 | 0 | 9 | 3 | 14 | 1 |
| 1988 | Pocatello | .298 | 43 | 131 | 16 | 39 | 5 | 1 | 0 | 24 | 10 | 24 | 1 |

LEE, Gregory James (Greg)**IF****Born:** August 30, 1968 **Resides:** Los Angeles, CA**Bats:** Right **Throws:** Right **Height:** 6-1 **Weight:** 175**How Obtained:** Giants #41 selection in June, 1988 Draft. Signed by John Van Ornum
Attended Hancock (CA) JC.

| Year | Club | AVG. | G | AB | R | H | 2B | 3B | HR | RBI | BB | SO | SB |
|------|-----------|------|----|----|---|---|----|----|----|-----|----|----|----|
| 1988 | Pocatello | .167 | 8 | 18 | 3 | 3 | 0 | 0 | 0 | 0 | 3 | 6 | 0 |
| | Everett | .220 | 20 | 41 | 6 | 9 | 2 | 0 | 0 | 2 | 0 | 8 | 1 |

LEONARD, Mark David**IF****Born:** August 14, 1964, Mountain View, CA **Resides:** Cupertino, CA**Bats:** Left **Throws:** Right **Height:** 6-1 **Weight:** 195**How Obtained:** Giants #26 selection in June, 1986 Draft. Signed by John Van Ornum
Graduated from Fremont (CA) High in 1982 . . . attended the University of California, Santa Barbara . . . 1987 Midwest League All-Star . . . 1988 California League All-Star . . . single.

| Year | Club | AVG. | G | AB | R | H | 2B | 3B | HR | RBI | BB | SO | SB |
|------|------------|------|-----|-----|-----|-----|-----|----|----|------|------|----|----|
| 1986 | Tri-Cities | .258 | 38 | 128 | 21 | 33 | 6 | 0 | 4 | 17 | 27 | 21 | 4 |
| 1987 | Clinton | .320 | 128 | 413 | 57 | 132 | 31 | 2 | 15 | 80 | 71 | 61 | 5 |
| 1988 | San Jose | .345 | 142 | 510 | 102 | 176 | 50* | 6 | 15 | 118* | 118* | 82 | 11 |

LIENHARD, Steve Quint**RHP****Born:** September 3, 1964 **Resides:** McAlester, OK**Bats:** Right **Throws:** Right **Height:** 6-3 **Weight:** 215**How Obtained:** Giants #29 selection in June, 1987 Draft. Signed by Bill Parese
Attended Oklahoma State University . . . single.

| Year | Club | W-L | ERA | G | GS | CG | SHO | SV | IP | H | R | ER | BB | SO |
|------|-----------|------|------|----|----|----|-----|----|-------|------|----|----|----|-----|
| 1987 | Pocatello | 3-6 | 5.96 | 14 | 12 | 2 | 1 | 0 | 74.0 | 109* | 56 | 49 | 14 | 52 |
| 1988 | Clinton | 12-7 | 2.93 | 27 | 27 | 6 | 1 | 0 | 181.1 | 169 | 77 | 59 | 36 | 115 |

LITTON, Jon Gregory (Greg)**IF****Born:** July 13, 1964, New Orleans, LA **Resides:** Pensacola, FL**Bats:** Right **Throws:** Right **Height:** 6-0 **Weight:** 175**How Obtained:** Giants #1 selection in January, 1984 Draft. Signed by Ken Parker
Graduated from Woodham High (Pensacola, FL) in 1982 . . . attended Pensacola Junior College . . . 1984 Northwest League All-Star . . . single.

| Year | Club | AVG. | G | AB | R | H | 2B | 3B | HR | RBI | BB | SO | SB |
|------|------------|------|-----|-----|----|-----|-----|----|----|-----|----|----|----|
| 1984 | Everett | .235 | 62 | 243 | 29 | 57 | 12 | 2 | 4 | 26 | 27 | 47 | 2 |
| 1985 | Fresno | .266 | 141 | 564 | 88 | 150 | 33* | 7 | 12 | 103 | 50 | 86 | 8 |
| 1986 | Shreveport | .246 | 131 | 455 | 46 | 112 | 30 | 3 | 10 | 55 | 51 | 77 | 1 |
| 1987 | Shreveport | .260 | 72 | 254 | 34 | 66 | 6 | 3 | 8 | 33 | 22 | 51 | 2 |
| | Phoenix | .217 | 60 | 203 | 24 | 44 | 8 | 2 | 1 | 22 | 18 | 40 | 0 |
| 1988 | Shreveport | .278 | 116 | 432 | 58 | 120 | 35 | 5 | 11 | 64 | 37 | 84 | 2 |

LUCERO, Robert T.**RHP****Born:** April 13, 1965 **Resides:** Scottsdale, AZ**Bats:** Right **Throws:** Right **Height:** 6-1 **Weight:** 190**How Obtained:** Signed by Bob Kennedy as a free agent, March 10, 1988.

Attended Grand Canyon (AZ) College.

| Year | Club | W-L | ERA | G | GS | CG | SHO | SV | IP | H | R | ER | BB | SO |
|------|---------|-----|------|----|----|----|-----|----|------|----|----|----|----|----|
| 1988 | Clinton | 0-3 | 3.19 | 13 | 0 | 0 | 0 | 0 | 31.0 | 30 | 14 | 11 | 27 | 19 |
| | Everett | 5-3 | 5.43 | 15 | 11 | 0 | 0 | 0 | 68.0 | 81 | 47 | 44 | 34 | 61 |

MALSEED, James Robert

OF

Born: June 9, 1965, Ardmore, PA

Resides: Columbia, SC

Bats: Right

Throws: Right

Height: 6-0

Weight: 185

How Obtained: Giants #33 selection in June, 1987 Draft. Signed by Jim Fairey

Graduated from Irmo (SC) High in 1983 . . . attended Winthrop College . . . single.

| Year | Club | AVG. | G | AB | R | H | 2B | 3B | HR | RBI | BB | SO | SB |
|------|-----------|------|-----|-----|----|----|----|----|----|-----|----|----|----|
| 1987 | Pocatello | .263 | 65 | 224 | 27 | 59 | 12 | 6 | 2 | 27 | 24 | 52 | 10 |
| 1988 | Fresno | .261 | 107 | 345 | 50 | 90 | 20 | 0 | 2 | 36 | 55 | 77 | 12 |
| | San Jose | .286 | 11 | 42 | 9 | 12 | 4 | 1 | 0 | 5 | 3 | 7 | 3 |

McCUE, Deron Clay

OF

Born: January 24, 1963, Hutchinson, KS

Resides: Hutchinson, KS

Bats: Right

Throws: Right

Height: 5-11

Weight: 180

How Obtained: Giants #12 selection in June, 1983 Draft. Signed by Bill Parese

Graduated from Hutchinson (KS) High in 1980 . . . attended Hutchinson Community College . . . JC All-American in football and named to 1982 Shrine East-West Game . . . married.

| Year | Club | AVG. | G | AB | R | H | 2B | 3B | HR | RBI | BB | SO | SB |
|------|-------------|-------|-----|-----|----|-----|----|----|----|-----|----|----|----|
| 1983 | Great Falls | .216 | 55 | 176 | 32 | 38 | 6 | 3 | 1 | 17 | 24 | 55 | 15 |
| 1984 | Clinton | .237 | 92 | 295 | 38 | 70 | 11 | 0 | 2 | 22 | 42 | 64 | 13 |
| 1985 | Fresno | .316 | 110 | 367 | 69 | 116 | 17 | 4 | 4 | 54 | 38 | 58 | 10 |
| 1986 | Shreveport | .263 | 111 | 350 | 62 | 92 | 12 | 6 | 0 | 39 | 55 | 68 | 11 |
| | Phoenix | 1.000 | 1 | 1 | 0 | 1 | 0 | 0 | 0 | 0 | 0 | 0 | 0 |
| 1987 | Shreveport | .269 | 96 | 297 | 48 | 80 | 16 | 4 | 7 | 32 | 37 | 41 | 13 |
| 1988 | Shreveport | .238 | 65 | 160 | 20 | 38 | 6 | 0 | 5 | 24 | 22 | 31 | 5 |
| | Phoenix | .200 | 28 | 70 | 12 | 14 | 3 | 0 | 1 | 7 | 10 | 15 | 1 |

McDONALD, Thomas Joseph, Jr. (T.J.)

OF

Born: October 25, 1963, Bronx, NY

Resides: Bronx, NY

Bats: Right

Throws: Right

Height: 6-0

Weight: 185

How Obtained: Giants #5 selection in June, 1984 Draft. Signed by Dutch Deutsch

Graduated from Cardinal Spellman High (Bronx, NY) in 1981 . . . attended Pace University (Pleasantville, NY) . . . 1983-84 NCAA Division II All-American . . . 1986 California League All Star . . . single.

| Year | Club | AVG. | G | AB | R | H | 2B | 3B | HR | RBI | BB | SO | SB |
|------|------------|------|-----|-----|----|-----|----|----|----|-----|----|-----|----|
| 1984 | Everett | .278 | 58 | 216 | 29 | 60 | 6 | 1 | 4 | 25 | 11 | 41 | 8 |
| 1985 | Clinton | .235 | 129 | 446 | 51 | 105 | 14 | 7 | 5 | 58 | 54 | 119 | 25 |
| 1986 | Fresno | .308 | 125 | 471 | 95 | 145 | 30 | 5 | 5 | 54 | 59 | 83 | 34 |
| | Shreveport | .395 | 9 | 38 | 5 | 15 | 2 | 1 | 0 | 4 | 1 | 7 | 5 |
| 1987 | Shreveport | .259 | 33 | 116 | 19 | 30 | 9 | 1 | 3 | 12 | 15 | 19 | 2 |
| 1988 | Shreveport | .182 | 76 | 181 | 13 | 33 | 7 | 0 | 0 | 9 | 17 | 40 | 1 |

McNAMARA, James Patrick (Jim)

C

Born: June 10, 1965, Nashua, NH

Resides: Vienna, VA

Bats: Left

Throws: Right

Height: 6-4

Weight: 210

How Obtained: Giants #5 selection in June, 1986 Draft. Signed by Jim Fairey

Graduated from James Madison High in 1983 . . . attended North Carolina State . . . single.

| Year | Club | AVG. | G | AB | R | H | 2B | 3B | HR | RBI | BB | SO | SB |
|------|----------|------|-----|-----|----|----|----|----|----|-----|----|----|----|
| 1986 | Everett | .247 | 46 | 158 | 23 | 39 | 1 | 2 | 8 | 30 | 18 | 39 | 0 |
| 1987 | Clinton | .247 | 110 | 385 | 43 | 95 | 22 | 1 | 5 | 53 | 19 | 52 | 4 |
| 1988 | San Jose | .188 | 93 | 314 | 27 | 59 | 9 | 0 | 1 | 41 | 43 | 75 | 2 |

MEAGHER, Thomas Campbell (Tom)

RHP

Born: June 1, 1963, San Francisco, CA

Resides: Saratoga, CA

Bats: Right

Throws: Right

Height: 6-2

Weight: 195

How Obtained: Padres #18 selection in June, 1985 Draft. Traded to the Giants with Mark Wasinger for Colin Ward and Steve Miller, April 25, 1987.

| Year | Club | W-L | ERA | G | GS | CG | SHO | SV | IP | H | R | ER | BB | SO |
|------|------------|------|------|----|----|----|-----|----|-------|-----|----|----|----|-----|
| 1985 | Spokane | 1-4 | 3.50 | 14 | 6 | 0 | 0 | 0 | 46.1 | 56 | 27 | 18 | 23 | 34 |
| 1986 | Charleston | 1-7 | 4.24 | 32 | 6 | 0 | 0 | 4 | 70.0 | 58 | 41 | 33 | 29 | 61 |
| | Reno | 3-3 | 5.57 | 8 | 7 | 3 | 0 | 0 | 42.0 | 42 | 29 | 26 | 18 | 25 |
| 1987 | Reno | 1-0 | 0.00 | 3 | 0 | 0 | 0 | 0 | 5.2 | 3 | 1 | 0 | 2 | 7 |
| | Fresno | 5-5 | 3.45 | 24 | 19 | 5 | 0 | 0 | 128.0 | 119 | 59 | 49 | 39 | 92 |
| 1988 | San Jose | 17-8 | 3.44 | 28 | 28 | 8 | 1 | 0 | 199.0 | 212 | 94 | 76 | 57 | 165 |

MEIER, Kevin Michael**RHP****Born:** February 20, 1966, Waterbury, CT**Resides:** Southington, CT**Bats:** Right**Throws:** Right**Height:** 6-4**Weight:** 200

How Obtained: Giants #20 selection in June, 1987 Draft. Signed by Tom Zimmer
 Graduated from Southington (CT) High in 1983 . . . attended Georgia Southern College . . . single.

| Year | Club | W-L | ERA | G | GS | CG | SHO | SV | IP | H | R | ER | BB | SO |
|------|-----------|-----|------|----|----|----|-----|----|------|-----|----|----|----|----|
| 1987 | Pocatello | 3-0 | 3.22 | 6 | 5 | 1 | 0 | 0 | 36.1 | 39 | 16 | 13 | 11 | 24 |
| | Fresno | 3-2 | 3.65 | 13 | 3 | 0 | 0 | 1 | 49.1 | 45 | 22 | 20 | 18 | 26 |
| 1988 | Clinton | 7-0 | 1.44 | 8 | 8 | 2 | 2 | 0 | 56.1 | 52 | 12 | 9 | 11 | 42 |
| | San Jose | 7-6 | 4.82 | 17 | 17 | 0 | 0 | 0 | 99.0 | 112 | 64 | 53 | 44 | 59 |

MEJIAS, Teodulo G.**C/OF****Born:** March 4, 1970**Resides:** Edo Aragua, Venezuela**Bats:** Right**Throws:** Right**Height:** 6-2**Weight:** 165

How Obtained: Signed as a free agent by Nino Escalera, September 22, 1988 . . . single.

MESSER, Douglas Allen (Doug)**LHP****Born:** November 29, 1965, Pueblo, CO**Resides:** Alamosa, CO**Bats:** Left**Throws:** Left**Height:** 5-11**Weight:** 180

How Obtained: Giants #17 selection in June, 1987 Draft. Signed by Tom Zimmer
 Graduated from Alamosa (CO) High in 1983 . . . attended Florida International University . . . single.

| Year | Club | W-L | ERA | G | GS | CG | SHO | SV | IP | H | R | ER | BB | SO |
|------|-----------|------|------|----|----|----|-----|----|-------|----|----|----|----|-----|
| 1987 | Pocatello | 3-6 | 5.97 | 16 | 13 | 1 | 0 | 0 | 60.1 | 84 | 47 | 40 | 33 | 44 |
| 1988 | Everett | 11-3 | 2.90 | 15 | 15 | 3 | 1 | 0 | 102.1 | 96 | 42 | 33 | 22 | 100 |

MEYERS, Paul Edward**OF****Born:** February 7, 1965**Resides:** Omaha, NE**Bats:** Right**Throws:** Left**Height:** 6-0**Weight:** 165

How Obtained: Giants #4 selection in June, 1986 Draft. Signed by Bill Parese
 Attended the University of Nebraska . . . married.

| Year | Club | AVG. | G | AB | R | H | 2B | 3B | HR | RBI | BB | SO | SB |
|------|------------|------|-----|-----|----|----|----|----|----|-----|----|----|----|
| 1986 | Clinton | .208 | 73 | 259 | 30 | 54 | 8 | 2 | 1 | 19 | 23 | 41 | 13 |
| 1987 | Shreveport | .252 | 115 | 373 | 44 | 94 | 18 | 0 | 3 | 29 | 21 | 57 | 4 |
| 1988 | Shreveport | .236 | 65 | 220 | 23 | 52 | 8 | 0 | 2 | 17 | 17 | 33 | 1 |
| | Phoenix | .228 | 66 | 215 | 23 | 49 | 7 | 2 | 0 | 21 | 23 | 33 | 2 |

MICHALAK, Anthony Joseph (Tony)**IF****Born:** October 16, 1965, Chicago, IL**Resides:** Chicago, IL**Bats:** Right**Throws:** Right**Height:** 6-0**Weight:** 175

How Obtained: Giants #15 selection in June, 1987 Draft. Signed by Richie Klaus
 Graduated from St. Rita's High (Chicago) in 1983 . . . attended the University of Illinois . . . single.

| Year | Club | AVG. | G | AB | R | H | 2B | 3B | HR | RBI | BB | SO | SB |
|------|---------|------|----|-----|----|----|----|----|----|-----|----|----|----|
| 1987 | Everett | .269 | 16 | 67 | 9 | 18 | 0 | 0 | 0 | 4 | 6 | 1 | 1 |
| | Clinton | .280 | 44 | 164 | 23 | 46 | 6 | 0 | 0 | 14 | 16 | 15 | 6 |
| 1988 | Clinton | .237 | 92 | 338 | 37 | 80 | 11 | 1 | 0 | 30 | 27 | 28 | 8 |

MILLER, Todd Phillip**OF**

Born: December 28, 1964, Springfield, OH **Resides:** Clearwater, FL
Bats: Right **Throws:** Right **Height:** 5-10 **Weight:** 175

How Obtained: Giants #2 selection in January, 1985 Draft. Signed by Tom Zimmer

Graduated from Country Side High (Clearwater, FL) in 1982 . . . attended St. Petersburg (FL) JC . . . single.

| Year | Club | AVG. | G | AB | R | H | 2B | 3B | HR | RBI | BB | SO | SB |
|------|---------|------|-----|-----|----|----|----|----|----|-----|----|----|----|
| 1985 | Everett | .216 | 43 | 139 | 16 | 30 | 3 | 1 | 0 | 12 | 12 | 55 | 7 |
| 1986 | Clinton | .256 | 113 | 313 | 38 | 80 | 12 | 2 | 2 | 26 | 21 | 72 | 4 |
| 1987 | Fresno | .167 | 61 | 144 | 19 | 24 | 3 | 0 | 0 | 9 | 18 | 53 | 3 |
| 1988 | Clinton | .188 | 56 | 144 | 15 | 27 | 3 | 2 | 0 | 6 | 10 | 41 | 8 |

MOORE, Dwayne**OF**

Born: October 14, 1965, Brooklyn, NY **Resides:** Brooklyn, NY
Bats: Right **Throws:** Right **Height:** 6-4 **Weight:** 209

How Obtained: Signed by the Brewers as a free agent August 15, 1986 . . .
Signed by the Giants as a free agent December 12, 1988

| Year | Club | AVG. | G | AB | R | H | 2B | 3B | HR | RBI | BB | SO | SB |
|------|--------|------|----|-----|----|----|----|----|----|-----|----|----|----|
| 1987 | Helena | .319 | 53 | 188 | 36 | 60 | 14 | 1 | 5 | 45 | 10 | 38 | 1 |
| 1988 | Beloit | .146 | 15 | 41 | 2 | 6 | 1 | 0 | 0 | 0 | 4 | 15 | 1 |
| | Helena | .205 | 25 | 83 | 10 | 17 | 1 | 0 | 1 | 11 | 7 | 13 | 0 |

MYERS, James Xavier**RHP**

Born: April 28, 1969, Oklahoma City, OK **Resides:** Crowder, OK
Bats: Right **Throws:** Right **Height:** 6-1 **Weight:** 185

How Obtained: Giants #35 selection in June, 1987 Draft. Signed by Bill Parese
Graduated from Crowder (OK) High in 1987 . . . single.

| Year | Club | W-L | ERA | G | GS | CG | SHO | SV | IP | H | R | ER | BB | SO |
|------|-----------|-----|------|----|----|----|-----|----|------|----|----|----|----|----|
| 1987 | Pocatello | 0-2 | 8.69 | 10 | 2 | 0 | 0 | 0 | 19.2 | 29 | 21 | 19 | 16 | 12 |
| 1988 | Pocatello | 4-5 | 5.40 | 12 | 12 | 0 | 0 | 0 | 58.1 | 72 | 50 | 35 | 32 | 39 |

NASH, David Edward**OF**

Born: April 11, 1964, Detroit, MI **Resides:** Utica, MI
Bats: Right **Throws:** Right **Height:** 6-0 **Weight:** 185

How Obtained: Giants #24 selection in June, 1986 Draft. Signed by Herman Hannah

Graduated from Utica (MI) High in 1982 . . . attended Central Michigan University
. . . 1986 Northwest League All Star . . . single.

| Year | Club | AVG. | G | AB | R | H | 2B | 3B | HR | RBI | BB | SO | SB |
|------|---------|------|-----|-----|----|----|----|----|----|-----|----|----|----|
| 1986 | Everett | .313 | 54 | 198 | 42 | 62 | 14 | 0 | 9 | 37 | 34 | 29 | 3 |
| 1987 | Fresno | .214 | 62 | 159 | 22 | 34 | 3 | 1 | 3 | 17 | 38 | 46 | 3 |
| 1988 | Fresno | .251 | 111 | 354 | 56 | 89 | 18 | 3 | 8 | 54 | 77 | 94 | 5 |

NELSON, Richard Mark (Rick)**IF**

Born: September 4, 1964, Aurora, IL **Resides:** Oswego, IL
Bats: Right **Throws:** Right **Height:** 6-5 **Weight:** 215

How Obtained: Giants #1 selection in January, 1985 Draft. Signed by Jack Paepke

Graduated from Oswego (IL) High in 1982 . . . attended Orange Coast (CA) College and Southern Illinois University . . . single.

| Year | Club | AVG. | G | AB | R | H | 2B | 3B | HR | RBI | BB | SO | SB |
|------|------------|------|-----|-----|----|-----|----|----|----|-----|----|-----|----|
| 1985 | Everett | .264 | 46 | 148 | 28 | 39 | 7 | 0 | 9 | 35 | 47 | 54 | 3 |
| 1986 | Clinton | .246 | 122 | 406 | 56 | 100 | 15 | 1 | 15 | 53 | 49 | 127 | 15 |
| 1987 | Fresno | .261 | 98 | 333 | 74 | 87 | 21 | 4 | 14 | 57 | 57 | 103 | 6 |
| 1988 | Shreveport | .237 | 54 | 177 | 26 | 42 | 10 | 2 | 7 | 23 | 22 | 67 | 4 |

NELSON, Scott Alan**LHP****Born:** April 27, 1967, Chicago, IL**Resides:** River Forest, IL**Bats:** Left**Throws:** Left**Height:** 6-1**Weight:** 182**How Obtained:** Signed by Milwaukee as a free agent, August 28, 1985. Signed by San Francisco as a free agent, March 29, 1988.

Attended University of Northern Illinois.

| Year | Club | W-L | ERA | G | GS | CG | SHO | SV | IP | H | R | ER | BB | SO |
|------|---------|-----|------|----|----|----|-----|----|-------|-----|----|----|----|----|
| 1986 | Helena | 3-3 | 6.35 | 12 | 4 | 0 | 0 | 0 | 34.0 | 41 | 29 | 24 | 22 | 15 |
| 1987 | Helena | 4-3 | 5.05 | 13 | 10 | 0 | 0 | 0 | 57.0 | 64 | 38 | 32 | 34 | 47 |
| 1988 | Clinton | 9-9 | 5.02 | 23 | 23 | 2 | 1 | 0 | 118.1 | 117 | 74 | 66 | 74 | 90 |

OHNOUTKA, Brian Lee**RHP****Born:** August 9, 1963, Jackson, MS**Resides:** Houston, TX**Bats:** Right**Throws:** Right**Height:** 6-0**Weight:** 180**How Obtained:** Giants #2 selection in June, 1985 Draft. Signed by Andy Korenek

Graduated from Westfield High (Houston) in 1982 . . . attended Texas Christian University . . . single.

| Year | Club | W-L | ERA | G | GS | CG | SHO | SV | IP | H | R | ER | BB | SO |
|------|------------|------|------|----|----|----|-----|----|-------|-----|----|----|----|-----|
| 1985 | Fresno | 7-2 | 2.52 | 12 | 12 | 2 | 1 | 0 | 75.0 | 53 | 27 | 21 | 42 | 73 |
| | Everett | 0-1 | 3.86 | 2 | 2 | 0 | 0 | 0 | 7.0 | 9 | 12 | 3 | 6 | 7 |
| 1986 | Shreveport | 7-9 | 4.76 | 18 | 18 | 1 | 1 | 0 | 85.0 | 86 | 52 | 45 | 52 | 64 |
| 1987 | Shreveport | 9-11 | 2.99 | 27 | 27 | 3 | 1 | 0 | 162.1 | 147 | 67 | 54 | 74 | 128 |
| 1988 | Shreveport | 2-2 | 3.52 | 9 | 9 | 0 | 0 | 0 | 53.2 | 54 | 25 | 21 | 12 | 40 |
| | Phoenix | 1-8 | 5.06 | 17 | 15 | 3 | 0 | 0 | 89.0 | 96 | 59 | 50 | 52 | 35 |

OLKER, Joseph Richard (Joe)**LHP****Born:** June 4, 1963, Chicago, IL**Resides:** Lake Villa, IL**Bats:** Right**Throws:** Right**Height:** 6-0**Weight:** 185**How Obtained:** Giants #2 selection in June, 1984 Draft. Signed by Richard Klaus

Graduated from Mundelein (IL) High in 1981 . . . attended the University of Illinois . . . single.

| Year | Club | W-L | ERA | G | GS | CG | SHO | SV | IP | H | R | ER | BB | SO |
|------|------------|------|------|----|----|----|-----|----|-------|-----|------|-----|----|-----|
| 1984 | Everett | 4-4 | 2.64 | 13 | 11 | 0 | 0 | 1 | 58.0 | 27 | 26 | 17 | 53 | 64 |
| 1985 | Clinton | 8-2 | 2.96 | 15 | 15 | 1 | 1 | 0 | 82.0 | 61 | 31 | 27 | 43 | 87 |
| 1986 | Fresno | 7-10 | 6.58 | 25 | 22 | 2 | 0 | 0 | 130.0 | 145 | 116* | 95* | 82 | 106 |
| 1987 | Fresno | 7-6 | 3.11 | 17 | 17 | 2 | 0 | 0 | 107.0 | 98 | 45 | 37 | 36 | 97 |
| | Shreveport | 0-2 | 5.24 | 5 | 5 | 0 | 0 | 0 | 22.1 | 28 | 15 | 13 | 9 | 17 |
| 1988 | Shreveport | 15-2 | 3.40 | 26 | 26 | 0 | 0 | 0 | 151.0 | 152 | 67 | 57 | 63 | 94 |

OWENS, Mark David**C-IF****Born:** October 17, 1963, Dayton, OH**Resides:** West Carrollton, OH**Bats:** Left**Throws:** Right**Height:** 6-1**Weight:** 180**How Obtained:** Giants #19 selection in June, 1987 Draft. Signed by Bob Fontaine

Graduated from West Carrollton (OH) High in 1982 . . . attended the University of Hawaii . . . 1987 Northwest League All-Star and Rookie League All-Star . . . single.

| Year | Club | AVG. | G | AB | R | H | 2B | 3B | HR | RBI | BB | SO | SF | SB |
|------|---------|------|-----|-----|----|-----|----|----|-----|-----|----|----|----|----|
| 1987 | Everett | .357 | 65 | 227 | 55 | 81 | 14 | 1 | 16* | 54 | 52 | 54 | 0 | |
| 1988 | Clinton | .262 | 129 | 424 | 63 | 111 | 21 | 2 | 12 | 68 | 99 | 81 | 8 | |

PATTERSON, David Wayne**IF****Born:** June 15, 1964, Jackson, MS**Resides:** Ventura, CA**Bats:** Right**Throws:** Right**Height:** 5-11**Weight:** 180**How Obtained:** Giants #14 selection in June, 1986 Draft. Signed by Andy Korenek

Graduated from Buena High in 1982 . . . attended the University of Arkansas . . . set Northwest League fielding record with a .996 percentage at first base in 1986 . . . single.

| Year | Club | AVG. | G | AB | R | H | 2B | 3B | HR | RBI | BB | SO | SB |
|------|---------|------|-----|-----|----|-----|----|----|----|-----|----|----|----|
| 1986 | Everett | .305 | 56 | 197 | 34 | 60 | 16 | 3 | 4 | 42 | 42 | 19 | 5 |
| 1987 | Clinton | .253 | 121 | 434 | 64 | 110 | 20 | 3 | 9 | 71 | 55 | 56 | 7 |
| 1988 | Everett | .250 | 58 | 232 | 37 | 58 | 10 | 4 | 0 | 26 | 18 | 27 | 21 |

PATTERSON, John Allen

IF

Born: February 11, 1960

Resides: Phoenix, AZ

Bats: Right

Throws: Right

Height: 5-9

Weight: 160

How Obtained: Giants #23 selection in June, 1988 Draft. Signed by Gene Thompson

Attended Grand Canyon (AZ) College.

| Year | Club | AVG. | G | AB | R | H | 2B | 3B | HR | RBI | BB | SO | SB |
|------|---------|------|----|-----|----|----|----|----|----|-----|----|----|----|
| 1988 | Everett | .250 | 58 | 232 | 37 | 58 | 10 | 4 | 0 | 26 | 18 | 27 | 21 |

PENA, James Patrick

LHP

Born: September 17, 1964, Los Angeles, CA

Resides: Manhattan Beach, CA

Bats: Left

Throws: Left

Height: 6-1

Weight: 185

How Obtained: Giants #16 selection in June, 1986 Draft. Signed by George Genovese

Graduated from Mira Costa High (Manhattan Beach, CA) in 1982 . . . attended California State University, Dominguez Hills . . . 1986 Northwest League All Star . . . single.

| Year | Club | W-L | ERA | G | GS | CG | SHO | SV | IP | H | R | ER | BB | SO |
|------|---------|--------|------|----|----|----|-----|----|--------------|-----|----|----|----|-----|
| 1986 | Everett | * 10-2 | 2.92 | 14 | 14 | 4 | 0 | 0 | 101.2* | 86 | 40 | 33 | 54 | 92* |
| 1987 | Clinton | 10-11 | 3.97 | 26 | 26 | 6 | 2 | 0 | 161.0 | 158 | 90 | 71 | 80 | 142 |
| 1988 | | | | | | | | | Did not play | | | | | |

PENROD, George Edward (Jack)

IF

Born: January 6, 1965,

Resides: Coral Springs, FL

Bats: Right

Throws: Right

Height: 5-11

Weight: 180

How Obtained: Giants #24 selection in June, 1988 Draft. Signed by Tom Zimmer

Attended Florida Atlantic College.

| Year | Club | AVG. | G | AB | R | H | 2B | 3B | HR | RBI | BB | SO | SB |
|------|-----------|------|----|-----|----|----|----|----|----|-----|----|----|----|
| 1988 | Pocatello | .265 | 57 | 200 | 20 | 53 | 7 | 1 | 5 | 39 | 19 | 33 | 5 |

PERALTA, Martin

IF

Born: March 25, 1967

Resides: Gilbert, AZ

Bats: Right

Throws: Right

Height: 6-1

Weight: 190

How Obtained: Signed with Salt Lake City as a free agent. Signed with Giants as a free agent, January 13, 1989.

Attended Arizona State University.

| Year | Club | AVG. | G | AB | R | H | 2B | 3B | HR | RBI | BB | SO | SB |
|------|----------------|------|----|-----|----|----|----|----|----|-----|----|----|----|
| 1986 | Salt Lake City | .255 | 47 | 184 | 26 | 47 | 5 | 1 | 4 | 36 | 16 | 42 | 2 |

PHILLIPS, Lane Lamont (Montie)

RHP

Born: January 23, 1965, Yakima, WA

Resides: Lewiston, ID

Bats: Right

Throws: Right

Height: 6-2

Weight: 200

How Obtained: Royals #27 selection in June, 1987 Draft. Signed by San Francisco as a free agent, April 1, 1988.

Graduated from Davis High (Yakima, WA) in 1983 . . . attended Lewis & Clark College.

| Year | Club | W-L | ERA | G | GS | CG | SHO | SV | IP | H | R | ER | BB | SO |
|------|----------|------|------|----|----|----|-----|----|-------|-----|----|----|----|----|
| 1988 | San Jose | 11-6 | 3.49 | 23 | 20 | 5 | 2 | 0 | 144.1 | 127 | 63 | 56 | 64 | 85 |

| Year | Club | AVG. | G | AB | R | H | 2B | 3B | HR | RBI | BB | SO | SB |
|------|--------|------|----|-----|----|----|----|----|----|-----|----|----|----|
| 1987 | Eugene | .246 | 50 | 138 | 27 | 34 | 5 | 1 | 8 | 29 | 43 | 28 | 3 |

PHILLIPS, Lonnie Lance

RHP-OF

Born: January 23, 1965, Yakima, WA

Resides: Yakima, WA

Bats: Right

Throws: Right

Height: 6-2

Weight: 210

How Obtained: Signed by John Shafer as a free agent, June 10, 1987

Graduated from Davis High (Yakima, WA) in 1983 . . . attended Lewis and Clark University . . . single.

| Year | Club | W-L | ERA | G | GS | CG | SHO | SV | IP | H | R | ER | BB | SO |
|------|---------|-----|------|----|----|----|-----|----|------|----|----|----|----|----|
| 1987 | Everett | 5-5 | 3.72 | 15 | 10 | 1 | 0 | 0 | 77.1 | 64 | 40 | 32 | 36 | 60 |
| 1988 | Clinton | 4-6 | 2.74 | 35 | 3 | 0 | 0 | 6 | 82.0 | 72 | 30 | 25 | 35 | 70 |

| Year | Club | AVG. | G | AB | R | H | 2B | 3B | HR | RBI | BB | SO | SB |
|------|---------|------|----|----|---|----|----|----|----|-----|----|----|----|
| 1987 | Everett | .317 | 27 | 41 | 9 | 13 | 3 | 1 | 2 | 8 | 13 | 7 | 0 |

PILKINGTON, Eric Alan**LHP****Born:** June 5, 1964, Santa Maria, CA**Resides:** Carpenteria, CA**Bats:** Left**Throws:** Right**Height:** 5-11**Weight:** 160**How Obtained:** Brewers #21 selection in June, 1985 Draft. Signed by Harry Smith.

Traded to Giants with Dean Freeland for Rob Deer, December 18, 1985

Graduated from Carpenteria (CA) High in 1981 . . . attended Santa Barbara (CA) City College and Westmont College (Carpenteria) . . . single.

| Year | Club | W-L | ERA | G | GS | CG | SHO | SV | IP | H | R | ER | BB | SO |
|------|----------|-----|------|----|----|----|-----|----|------|----|----|----|----|----|
| 1985 | Helena | 2-2 | 4.63 | 15 | 2 | 0 | 0 | 1 | 35.0 | 31 | 21 | 18 | 33 | 42 |
| 1986 | Clinton | 3-5 | 3.22 | 29 | 8 | 0 | 0 | 1 | 89.1 | 79 | 41 | 32 | 53 | 90 |
| | Fresno | 1-1 | 4.66 | 7 | 2 | 1 | 1 | 0 | 19.1 | 15 | 16 | 10 | 15 | 17 |
| 1987 | Fresno | 3-4 | 3.77 | 35 | 2 | 0 | 0 | 0 | 74.0 | 75 | 37 | 31 | 52 | 49 |
| 1988 | San Jose | 1-0 | 1.59 | 6 | 1 | 1 | 1 | 0 | 11.1 | 9 | 2 | 2 | 11 | 7 |

PRATT, Steven Gregory**C****Born:** August 13, 1965**Resides:** Fountain Valley, CA**Bats:** Right**Throws:** Right**Height:** 6-3**Weight:** 195**How Obtained:** Signed by John Van Ornum as a free agent, June 13, 1988

| Year | Club | AVG. | G | AB | R | H | 2B | 3B | HR | RBI | BB | SO | SB |
|------|---------|------|----|----|---|----|----|----|----|-----|----|----|----|
| 1988 | Everett | .180 | 22 | 61 | 8 | 11 | 1 | 1 | 1 | 11 | 13 | 14 | 0 |

PUKUNAS, Edmund John (Ed)**LHP****Born:** August 19, 1962, San Fernando, CA**Resides:** Torrance, CA**Bats:** Right**Throws:** Left**Height:** 6-2**Weight:** 185**How Obtained:** A's #12 selection in June, 1984 Draft. Traded to Giants with Dan Winters for Dusty Baker, March 24, 1985

Graduated from South Torrance (CA) High in 1980 . . . attended Los Angeles Harbor College and Chapman College . . . 1985 California League All-Star . . . married.

| Year | Club | W-L | ERA | G | GS | CG | SHO | SV | IP | H | R | ER | BB | SO |
|------|------------|-----|------|----|----|----|-----|-----|------|----|----|----|----|----|
| 1984 | Medford | 8-2 | 2.84 | 24 | 3 | 0 | 0 | 0 | 63.1 | 54 | 28 | 20 | 18 | 56 |
| 1985 | Fresno | 7-5 | 1.93 | 60 | 0 | 0 | 0 | 21* | 84.0 | 64 | 24 | 18 | 36 | 67 |
| 1986 | Shreveport | 4-3 | 3.36 | 48 | 1 | 0 | 0 | 7 | 77.2 | 74 | 43 | 29 | 31 | 60 |
| 1987 | Shreveport | 3-3 | 1.50 | 32 | 0 | 0 | 0 | 14 | 42.0 | 19 | 8 | 7 | 16 | 36 |
| | Phoenix | 5-1 | 6.68 | 24 | 0 | 0 | 0 | 1 | 31.0 | 32 | 25 | 23 | 22 | 20 |
| 1988 | Shreveport | 7-2 | 2.78 | 46 | 0 | 0 | 0 | 7 | 77.2 | 62 | 27 | 24 | 25 | 62 |
| | Phoenix | 0-0 | 6.75 | 4 | 0 | 0 | 0 | 0 | 5.1 | 11 | 6 | 4 | 3 | 5 |

REED, Steven**RHP****Born:** March 11, 1966**Resides:** Chatsworth, CA**Bats:** Right**Throws:** Right**Height:** 6-2**Weight:** 200**How Obtained:** Signed as a free agent June 24, 1988 by John Shafer

Attended Lewis & Clark College (OR).

| Year | Club | W-L | ERA | G | GS | CG | SHO | SV | IP | H | R | ER | BB | SO |
|------|-----------|-----|------|----|----|----|-----|----|------|----|----|----|----|----|
| 1988 | Pocatello | 4-1 | 2.54 | 31 | 0 | 0 | 0 | 14 | 46.0 | 42 | 20 | 13 | 8 | 47 |

REMLINGER, Michael John (Mike)**LHP****Born:** March 23, 1966, Middletown, NY**Resides:** Plymouth, MA**Bats:** Left**Throws:** Left**Height:** 6-0**Weight:** 195**How Obtained:** Giants #1 selection (16th overall) in June, 1987 Draft. Signed by Bill Teed

Graduated from Plymouth Carver (MA) High in 1984 . . . attended Dartmouth University . . . 1987 NCAA All-American . . . single.

| Year | Club | W-L | ERA | G | GS | CG | SHO | SV | IP | H | R | ER | BB | SO |
|------|------------|-----|------|---|----|----|-----|----|------|----|----|----|----|----|
| 1987 | Everett | 0-0 | 3.60 | 2 | 1 | 0 | 0 | 0 | 5.0 | 1 | 2 | 2 | 5 | 11 |
| | Clinton | 2-1 | 3.30 | 6 | 5 | 0 | 0 | 0 | 30.0 | 21 | 12 | 11 | 14 | 43 |
| | Shreveport | 4-2 | 2.36 | 6 | 6 | 0 | 0 | 0 | 34.1 | 14 | 11 | 9 | 22 | 51 |
| 1988 | Shreveport | 1-0 | 0.69 | 3 | 3 | 0 | 0 | 0 | 13.0 | 7 | 4 | 1 | 4 | 18 |

RITCHIE, Gregory Allen (Greg)**OF****Born:** January 25, 1964, Washington, DC**Resides:** Stafford, VA**Bats:** Left**Throws:** Left**Height:** 6-0**Weight:** 180**How Obtained:** Giants #8 selection in June, 1986 Draft. Signed by Mike Toomey

Graduated from North Stafford (VA) High in 1982 . . . attended George Washington University . . . 1987 Midwest League All-Star . . . single.

| Year | Club | AVG. | G | AB | R | H | 2B | 3B | HR | RBI | BB | SO | SB |
|------|----------|------|-----|-----|-----|-----|----|----|----|-----|-----|-----|----|
| 1986 | Everett | .250 | 40 | 100 | 36 | 25 | 3 | 1 | 0 | 11 | 47 | 28 | 18 |
| 1987 | Clinton | .337 | 124 | 416 | 102 | 140 | 19 | 11 | 4 | 49 | 90 | 80 | 41 |
| 1988 | San Jose | .286 | 131 | 507 | 118 | 145 | 29 | 5 | 6 | 65 | 116 | 119 | 40 |

ROGERS, Charles Kevin**LHP****Born:** August, 20, 1968**Resides:** Parchman, MS**Bats:** Both**Throws:** Left**Height:** 6-1**Weight:** 190**How Obtained:** Giants #9 selection in June, 1988 Draft. Signed by Ken Parker

Attended Delta (MS) JC

| Year | Club | W-L | ERA | G | GS | CG | SHO | SV | IP | H | R | ER | BB | SO |
|------|-----------|-----|------|----|----|----|-----|----|------|----|----|----|----|----|
| 1986 | Pocatello | 2-8 | 6.20 | 13 | 13 | 1 | 0 | 0 | 69.2 | 73 | 51 | 48 | 35 | 70 |

RONSON, Tod Lindsay**OF****Born:** June 21, 1966, Branford, Ontario, Canada**Resides:** Gresham, OR**Bats:** Left**Throws:** Right**Height:** 6-0**Weight:** 185**How Obtained:** Signed by John Shafer as a free agent, June 9, 1986

Graduated from Gresham (OR) High in 1984 . . . attended Mt. Hood (OR) JC . . . single.

| Year | Club | AVG. | G | AB | R | H | 2B | 3B | HR | RBI | BB | SO | SB |
|------|----------|------|-----|-----|----|-----|-----|----|----|-----|----|----|----|
| 1986 | Everett | .250 | 57 | 188 | 37 | 47 | 6 | 0 | 11 | 52 | 22 | 40 | 3 |
| 1987 | Clinton | .291 | 133 | 488 | 82 | 142 | 44* | 4 | 10 | 92 | 67 | 80 | 11 |
| 1988 | Clinton | .212 | 17 | 52 | 5 | 11 | 3 | 0 | 1 | 5 | 2 | 6 | 1 |
| | San Jose | .233 | 83 | 266 | 37 | 62 | 10 | 5 | 0 | 35 | 66 | 62 | 3 |

RUIZ, Jose Luis**LHP****Born:** January 9, 1970, Sabanna de la Mar, DR**Resides:** Sabanna de la Mar, DR**Bats:** Left**Throws:** Left**Height:** 6-3**Weight:** 178**How Obtained:** Signed by Nino Escalera as a free agent, February 16, 1988**SANCHEZ, Carlos Alberto****RHP****Born:** November 14, 1969, Bonoa, DR**Resides:** Bonoa, DR**Bats:** Right**Throws:** Right**Height:** 6-3**Weight:** 200**How Obtained:** Signed by Nino Escalera as a free agent, April 13, 1987

| Year | Club | W-L | ERA | G | GS | CG | SHO | SV | IP | H | R | ER | BB | SO |
|------|-----------|-----|-------|---|----|----|-----|----|-----|---|---|----|----|----|
| 1988 | Pocatello | 0-0 | 13.50 | 3 | 0 | 0 | 0 | 0 | 2.2 | 4 | 4 | 4 | 6 | 1 |

SANDERSON, Michael Ralph (Mike)**OF****Born:** October 5, 1965**Resides:** Florence, AL**Bats:** Left**Throws:** Right**Height:** 6-0**Weight:** 180**How Obtained:** Giants #32 selection in June, 1988 Draft. Signed by Mike Russell

Attended University of Alabama—Birmingham.

| Year | Club | AVG. | G | AB | R | H | 2B | 3B | HR | RBI | BB | SO | SB |
|------|---------|------|----|-----|----|----|----|----|----|-----|----|----|----|
| 1988 | Everett | .206 | 39 | 126 | 22 | 26 | 6 | 0 | 1 | 19 | 32 | 31 | 1 |

SENNE, Michael D.**OF****Born:** June 5, 1964, Monroe, MI**Resides:** Orange, CA**Bats:** Right**Throws:** Right**Height:** 6-2**Weight:** 175**How Obtained:** Cardinals #14 selection in June 1986 Draft. Signed by Marty Keough. Acquired from St. Louis for Romy Cucjan, October 10, 1988.

Attended Arizona State University . . . married.

| Year | Club | AVG. | G | AB | R | H | 2B | 3B | HR | RBI | BB | SO | SB |
|------|----------------|------|-----|-----|----|-----|----|----|----|-----|----|----|----|
| 1986 | Johnson City | .282 | 57 | 206 | 46 | 58 | 15 | 1 | 6 | 38 | 35 | 35 | 21 |
| 1987 | St. Petersburg | .261 | 140 | 506 | 79 | 132 | 28 | 3 | 10 | 82 | 55 | 90 | 16 |
| 1988 | Arkansas | .159 | 14 | 44 | 7 | 7 | 3 | 0 | 0 | 3 | 5 | 10 | 1 |
| | St. Petersburg | .285 | 109 | 414 | 59 | 118 | 24 | 2 | 6 | 55 | 29 | 58 | 21 |

SHARKO, Gary Stanley**RHP****Born:** December 26, 1965**Resides:** Paradise Valley, AZ**Bats:** Right**Throws:** Right**Height:** 6-2**Weight:** 198

How Obtained: Giants #8 selection in June, 1988 Draft. Signed by Gene Thompson
 Attended Grand Canyon (AZ) College.

| Year | Club | W-L | ERA | G | GS | CG | SHO | SV | IP | H | R | ER | BB | SO |
|------|---------|-----|------|----|----|----|-----|----|------|----|----|----|----|----|
| 1988 | Everett | 3-3 | 3.14 | 31 | 0 | 0 | 0 | 5 | 43.0 | 41 | 26 | 15 | 16 | 39 |

SHAW, Kerry**IF****Born:** September 1, 1966**Resides:** Kansas City, MO**Bats:** Both**Throws:** Right**Height:** 6-1**Weight:** 182

How Obtained: Signed with Salt Lake City as a free agent. Signed with Giants as a free agent January 13, 1989.

Attended University of South Carolina.

| Year | Club | AVG. | G | AB | R | H | 2B | 3B | HR | RBI | BB | SO | SB |
|------|---------------|------|----|-----|----|----|----|----|----|-----|----|----|----|
| 1988 | Salt LakeCity | .357 | 54 | 201 | 54 | 71 | 8 | 2 | 2 | 44 | 37 | 13 | 6 |

SKURLA, John David**OF****Born:** December 16, 1962, Abington, PA**Resides:** Los Gatos, CA**Bats:** Left**Throws:** Left**Height:** 5-11**Weight:** 165

How Obtained: Signed as a free agent following 1985 Try-Out Camp

Graduated from Los Gatos (CA) High in 1980. . . attended Washington State University . . . led 1986 California League outfielders with a .987 fielding percentage . . . single.

| Year | Club | AVG. | G | AB | R | H | 2B | 3B | HR | RBI | BB | SO | SB |
|------|------------|------|-----|-----|----|-----|----|----|----|-----|----|----|----|
| 1985 | Clinton | .272 | 128 | 426 | 52 | 116 | 25 | 5 | 3 | 53 | 56 | 71 | 17 |
| 1986 | Fresno | .262 | 121 | 420 | 81 | 110 | 26 | 12 | 6 | 59 | 45 | 87 | 21 |
| 1987 | Fresno | .276 | 129 | 456 | 77 | 126 | 25 | 10 | 10 | 91 | 66 | 99 | 15 |
| 1988 | Shreveport | .301 | 116 | 392 | 62 | 118 | 16 | 4 | 11 | 51 | 25 | 67 | 12 |

SLAVIN, David**C****Born:** January 21, 1965**Resides:** Novi, MI**Bats:** Left**Throws:** Right**Height:** 6-1**Weight:** 215

How Obtained: Giants #19 selection in June, 1988 Draft. Signed by Todd Thomas
 Attended University of Missouri.

| Year | Club | AVG. | G | AB | R | H | 2B | 3B | HR | RBI | BB | SO | SB |
|------|-----------|------|----|-----|----|----|----|----|----|-----|----|----|----|
| 1988 | Pocatello | .356 | 64 | 216 | 34 | 77 | 11 | 0 | 2 | 48 | 37 | 32 | 2 |

SMILEY, Reuben**OF****Born:** August 27, 1968**Resides:** Los Angeles, CA**Bats:** Left**Throws:** Left**Height:** 6-4**Weight:** 195

How Obtained: Giants #3 selection in June, 1988 Draft. Signed by George Genovese
 Attended Los Angeles CC.

| Year | Club | AVG. | G | AB | R | H | 2B | 3B | HR | RBI | BB | SO | SB |
|------|-----------|------|----|-----|----|----|----|----|----|-----|----|----|----|
| 1988 | Pocatello | .286 | 50 | 185 | 39 | 53 | 3 | 3 | 1 | 16 | 31 | 33 | 7 |

SMITH, Adam**C****Born:** February 5, 1966**Resides:** San Jose, CA**Bats:** Left**Throws:** Right**Height:** 6-2**Weight:** 200

How Obtained: Giants #14 selection in June, 1988 Draft. Signed by Bill Parese

Graduated from Bellarmine College Preparatory in 1984 . . . attended Oklahoma State University . . . single.

| Year | Club | AVG. | G | AB | R | H | 2B | 3B | HR | RBI | BB | SO | SB |
|------|-----------|------|----|-----|----|----|----|----|----|-----|----|----|----|
| 1988 | Pocatello | .281 | 52 | 146 | 32 | 41 | 9 | 2 | 6 | 29 | 30 | 28 | 2 |

SORENSEN, Lary Alan

RHP

Born: April 10, 1955, Detroit, MI

Resides: Riverwoods, IL

Bats: Right

Throws: Right

Height: 6-2

Weight: 205

How Obtained: Milwaukee's #8 selection in June, 1976 Draft. Traded to St. Louis with Sixto Lezcano, David Green and Dave LaPoint for Rollie Fingers, Pete Vuckovich and Ted Simmons, December 12, 1980. Traded to Cleveland, with Silvio Martinez for Lonnie Smith on November 20, 1981. Signed by Oakland as a free agent, January 23, 1984. Signed as a free agent by the Cubs, December 13, 1984. Released by the Cubs during Spring Training, 1986. Signed with Portland (Philadelphia), May 5, 1986. Traded to Montreal with Tom Foley for Dan Schatzeder and Skeeter Barnes, July 24, 1986. Released by Montreal, 1987. Signed by San Francisco as a free agent, July 5, 1988. Re-signed by San Francisco, December 15, 1988.

Attended University of Michigan . . . 1978 American League All-Star . . . married.

| Year | Club | W-L | ERA | G | GS | CG | SHO | SV | IP | H | R | ER | BB | SO |
|------|---------------|--------|------|-----|-----|----|-----|----|--------|------|-----|-----|-----|-----|
| 1976 | Newark | 6-2 | 2.70 | 31 | 8 | 7 | 2 | 5 | 75.0 | 58 | 22 | 19 | 27 | 65 |
| | Berkshire | 0-3 | 3.29 | 7 | 6 | 1 | 0 | 0 | 41.0 | 44 | 19 | 15 | 16 | 25 |
| 1977 | Spokane | 5-5 | 4.63 | 12 | 12 | 5 | 3 | 0 | 72.0 | 79 | 41 | 37 | 31 | 43 |
| | Milwaukee | 7-10 | 4.36 | 23 | 20 | 9 | 0 | 0 | 142.0 | 147 | 72 | 69 | 36 | 57 |
| 1978 | Milwaukee | 19-12 | 3.21 | 37 | 36 | 17 | 3 | 1 | 281.0 | 277 | 111 | 100 | 50 | 78 |
| 1979 | Milwaukee | 15-14 | 3.98 | 34 | 34 | 16 | 2 | 0 | 235.0 | 251 | 113 | 104 | 42 | 63 |
| 1980 | Milwaukee | 12-10 | 3.67 | 35 | 29 | 8 | 2 | 1 | 196.0 | 242 | 91 | 80 | 45 | 54 |
| 1981 | St. Louis | 7-7 | 3.28 | 23 | 23 | 3 | 1 | 0 | 140.0 | 149 | 59 | 51 | 26 | 52 |
| 1982 | Cleveland | 10-15 | 5.61 | 32 | 30 | 6 | 1 | 0 | 189.1 | 251 | 130 | 118 | 55 | 62 |
| 1983 | Cleveland | 12-11 | 4.24 | 36 | 34 | 8 | 1 | 0 | 222.2 | 238 | 112 | 105 | 65 | 76 |
| 1984 | Oakland | 6-13 | 4.91 | 46 | 21 | 2 | 0 | 1 | 183.1 | 240 | 117 | 100 | 44 | 63 |
| 1985 | Chicago | 3-7 | 4.26 | 45 | 3 | 0 | 0 | 0 | 82.1 | 86 | 44 | 39 | 24 | 34 |
| 1986 | Portland | 5-5 | 3.77 | 17 | 15 | 3 | 0 | 0 | 102.2 | 112 | 59 | 43 | 32 | 37 |
| | Indianpolis | 2-3 | 3.16 | 9 | 9 | 3 | 1 | 0 | 57.0 | 51 | 25 | 20 | 17 | 20 |
| 1987 | Indianapolis | 2-2 | 4.29 | 21 | 3 | 0 | 0 | 0 | 50.0 | 54 | 29 | 24 | 11 | 30 |
| | Montreal | 3-4 | 4.72 | 23 | 5 | 0 | 0 | 1 | 48.0 | 56 | 32 | 25 | 12 | 21 |
| 1986 | Phoenix | 4-2 | 2.76 | 14 | 3 | 1 | 0 | 2 | 42.1 | 42 | 15 | 13 | 13 | 11 |
| | San Francisco | 0-0 | 4.86 | 12 | 0 | 0 | 0 | 2 | 16.2 | 24 | 13 | 9 | 3 | 9 |
| N.L. | Totals | 13-18 | 3.89 | 103 | 31 | 3 | 1 | 3 | 287.0 | 315 | 148 | 124 | 65 | 116 |
| A.L. | Totals | 80-85 | 4.20 | 243 | 204 | 66 | 9 | 3 | 1449.1 | 1645 | 746 | 676 | 337 | 453 |
| N.L. | Totals | 93-103 | 4.15 | 346 | 235 | 69 | 10 | 6 | 1736.1 | 1960 | 894 | 800 | 402 | 569 |

SPEAKES, Joseph (Joe)

OF

Born: November 7, 1969

Resides: Sun Valley, CA

Bats: Right

Throws: Right

Height: 6-1

Weight: 185

How Obtained: Giants #4 selection in June, 1987 Draft. Signed by George Genovese

Graduated from Polytechnic (Sun Valley, CA) High in 1987 . . . single.

| Year | Club | AVG. | G | AB | R | H | 2B | 3B | HR | RBI | BB | SO | SB |
|------|-----------|------|----|-----|----|----|----|----|----|-----|----|----|----|
| 1987 | Pocatello | .220 | 20 | 59 | 7 | 13 | 2 | 0 | 0 | 2 | 3 | 23 | 0 |
| 1988 | Pocatello | .244 | 51 | 168 | 28 | 41 | 8 | 3 | 1 | 19 | 30 | 35 | 4 |

STANDIFORD, Mark Edward

IF

Born: September 20, 1965

Resides: Wichita, KS

Bats: Right

Throws: Right

Height: 5-7

Weight: 167

How Obtained: Giants #16 selection in June, 1988 Draft. Signed by Bill Parese

Attended Wichita State (KS) University.

| Year | Club | AVG. | G | AB | R | H | 2B | 3B | HR | RBI | BB | SO | SB |
|------|---------|------|----|-----|----|----|----|----|----|-----|----|----|----|
| 1988 | Everett | .272 | 57 | 206 | 39 | 56 | 13 | 1 | 5 | 37 | 42 | 44 | 0 |

STEELS, James Earl**OF****Born:** May 30, 1961, Jackson MS**Resides:** Santa Maria, CA**Bats:** Left**Throws:** Left**Height:** 5-10**Weight:** 180

How Obtained: San Diego's #8 selection in June, 1979 Draft. Signed by Bob Fontaine, Jr. Granted free agency October 4, 1987. Signed with Texas October 23, 1987. Granted free agency October 3, 1988. Signed with San Francisco January 17, 1989.

Attended Hancock College in Santa Maria, CA . . . married (Julie, June 1, 1982) . . . one daughter.

| Year | Club | AVG. | G | AB | R | H | 2B | 3B | HR | RBI | BB | SO | SB |
|------|---------------|------|-----|-----|----|-----|----|----|----|-----|----|----|----|
| 1980 | Reno | .302 | 73 | 285 | 42 | 86 | 8 | 4 | 3 | 27 | 19 | 36 | 13 |
| 1981 | Amarillo | .285 | 127 | 485 | 58 | 138 | 28 | 5 | 3 | 59 | 22 | 65 | 11 |
| 1982 | Amarillo | .318 | 86 | 371 | 61 | 118 | 16 | 8 | 6 | 57 | 23 | 49 | 8 |
| | Hawaii | .250 | 52 | 196 | 33 | 49 | 10 | 6 | 4 | 26 | 14 | 42 | 12 |
| 1983 | Beaumont | .268 | 83 | 313 | 57 | 84 | 17 | 4 | 10 | 61 | 24 | 43 | 19 |
| | Las Vegas | .242 | 28 | 95 | 17 | 23 | 5 | 1 | 1 | 14 | 8 | 11 | 5 |
| 1984 | Beaumont | .340 | 127 | 474 | 90 | 161 | 26 | 10 | 12 | 81 | 48 | 46 | 35 |
| 1985 | Las Vegas | .261 | 111 | 394 | 39 | 103 | 19 | 4 | 5 | 46 | 23 | 59 | 13 |
| 1986 | Las Vegas | .306 | 127 | 482 | 87 | 148 | 28 | 9 | 8 | 64 | 44 | 48 | 35 |
| 1987 | San Diego | .191 | 62 | 68 | 9 | 13 | 1 | 1 | 0 | 6 | 11 | 14 | 3 |
| | Las Vegas | .321 | 15 | 53 | 12 | 17 | 3 | 1 | 0 | 5 | 8 | 7 | 3 |
| 1988 | Oklahoma City | .315 | 37 | 143 | 21 | 45 | 7 | 2 | 0 | 11 | 10 | 31 | 5 |
| | Texas | .189 | 36 | 53 | 4 | 10 | 1 | 0 | 0 | 5 | 0 | 15 | 2 |
| N.L. | Totals | .191 | 62 | 68 | 9 | 13 | 1 | 1 | 0 | 6 | 11 | 14 | 3 |
| A.L. | Totals | .189 | 36 | 53 | 4 | 10 | 1 | 0 | 0 | 5 | 0 | 15 | 2 |
| M.L. | Totals | .190 | 98 | 121 | 13 | 23 | 2 | 1 | 0 | 11 | 11 | 29 | 5 |

| Year | Club | W-L | ERA | G | GS | CG | SHO | SV | IP | H | R | ER | BB | SO |
|------|----------|-----|------|---|----|----|-----|----|-----|---|---|----|----|----|
| 1984 | Beaumont | 0-0 | 7.71 | 3 | 0 | 0 | 0 | 0 | 4.2 | 3 | 4 | 4 | 10 | 2 |

TERRILL, James Edward**LHP****Born:** August 31, 1966, Washington, DC**Resides:** Bowie, MD**Bats:** Left**Throws:** Left**Height:** 6-1**Weight:** 175

How Obtained: Giants #25 selection in June, 1987 Draft. Signed by Mike Toomey. Graduated from Bowie (MD) High in 1984 . . . attended Lamar University . . . single.

| Year | Club | W-L | ERA | G | GS | CG | SHO | SV | IP | H | R | ER | BB | SO |
|------|---------|-----|------|----|----|----|-----|----|------|----|----|----|----|----|
| 1987 | Everett | 2-1 | 1.02 | 30 | 0 | 0 | 0 | 11 | 53.0 | 35 | 9 | 6 | 12 | 55 |
| 1988 | Clinton | 2-2 | 1.73 | 39 | 1 | 0 | 0 | 8 | 62.1 | 48 | 20 | 12 | 17 | 51 |

TILLMAN, Kerry Jerome (Rusty)**OF****Born:** August 29, 1960, Jacksonville, FL**Resides:** Atlantic Beach, FL**Bats:** Right**Throws:** Right**Height:** 6-0**Weight:** 190

How Obtained: Mets #10 selection in January, 1979 Draft. Traded to San Diego for Rick Lancellotti, March 31, 1985. Traded to Oakland for Bob Stoddard, April 18, 1986. Released by Oakland in March, 1987. Signed by the Giants, April 26, 1987.

Graduated from Fletcher High (Jacksonville, FL) in 1977 . . . attended Florida JC . . . married.

| Year | Club | AVG. | G | AB | R | H | 2B | 3B | HR | RBI | BB | SO | SB |
|------|---------------|------|-----|-----|----|-----|----|----|----|-----|----|-----|----|
| 1979 | Little Falls | .318 | 6 | 22 | 4 | 7 | 0 | 1 | 0 | 4 | 3 | 2 | 5 |
| | Grays Harbor | .295 | 60 | 217 | 33 | 64 | 10 | 1 | 3 | 30 | 34 | 42 | 18 |
| 1980 | Lynchburg | .316 | 135 | 526 | 94 | 166 | 27 | 11 | 8 | 79 | 46 | 90 | 43 |
| 1981 | Jackson | .278 | 122 | 464 | 66 | 129 | 21 | 4 | 6 | 59 | 24 | 92 | 29 |
| 1982 | Tidewater | .322 | 108 | 404 | 60 | 130 | 10 | 6 | 5 | 54 | 37 | 57 | 26 |
| | New York (NL) | .154 | 12 | 13 | 4 | 2 | 1 | 0 | 0 | 0 | 0 | 4 | 1 |
| 1983 | Tidewater | .255 | 126 | 483 | 67 | 123 | 20 | 7 | 8 | 63 | 34 | 111 | 23 |
| 1984 | Tidewater | .219 | 44 | 151 | 17 | 33 | 5 | 1 | 3 | 13 | 4 | 27 | 4 |
| | Denver | .306 | 75 | 255 | 43 | 78 | 6 | 3 | 9 | 43 | 21 | 49 | 9 |
| 1985 | Las Vegas | .337 | 115 | 412 | 66 | 139 | 27 | 7 | 12 | 75 | 23 | 73 | 18 |
| 1986 | Tacoma | .314 | 74 | 261 | 42 | 82 | 19 | 2 | 3 | 42 | 22 | 32 | 8 |
| | Oakland | .256 | 22 | 39 | 6 | 10 | 1 | 0 | 1 | 6 | 3 | 11 | 2 |
| 1987 | Phoenix | .316 | 94 | 304 | 50 | 96 | 12 | 2 | 10 | 52 | 32 | 54 | 8 |
| 1988 | Phoenix | .295 | 113 | 421 | 62 | 124 | 25 | 4 | 12 | 71 | 25 | 60 | 7 |
| | San Francisco | .250 | 4 | 4 | 1 | 1 | 0 | 0 | 1 | 3 | 2 | 1 | 0 |
| N.L. | Totals | .313 | 16 | 17 | 5 | 3 | 1 | 0 | 1 | 3 | 2 | 5 | 1 |
| A.L. | Totals | .256 | 22 | 39 | 6 | 10 | 1 | 0 | 1 | 6 | 3 | 11 | 2 |
| M.L. | Totals | .289 | 38 | 56 | 11 | 13 | 2 | 0 | 2 | 9 | 5 | 16 | 3 |

TORGESON, Bradley (Brad)**OF**

Born: December 12, 1966, Everett, WA **Resides:** Everett, WA
Bats: Right **Throws:** Right **Height:** 6-4 **Weight:** 190
How Obtained: Signed by Bob Kennedy as a free agent.
 Attended Central Washington University.

| Year | Club | AVG. | G | AB | R | H | 2B | 3B | HR | RBI | BB | SO | SB |
|------|-----------|------|----|----|----|---|----|----|----|-----|----|----|----|
| 1988 | Pocatello | .116 | 31 | 69 | 10 | 8 | 1 | 0 | 2 | 10 | 8 | 37 | 2 |

TUCKER, Eddie Jack (Scooter)**C**

Born: November 18, 1966 **Resides:** Greenville, MS
Bats: Right **Throws:** Right **Height:** 6-2 **Weight:** 205
How Obtained: Giants #5 selection in June, 1988 Draft. Signed by Mike Russell
 Attended Delta State (MS) University.

| Year | Club | AVG. | G | AB | R | H | 2B | 3B | HR | RBI | BB | SO | SB |
|------|---------|------|----|-----|----|----|----|----|----|-----|----|----|----|
| 1988 | Everett | .261 | 45 | 153 | 24 | 40 | 5 | 0 | 3 | 23 | 30 | 34 | 0 |

VELASQUEZ, Raymond Anthony (Ray)**RHP**

Born: October 17, 1966, La Puente, CA **Resides:** La Puente, CA
Bats: Right **Throws:** Right **Height:** 5-11 **Weight:** 185
How Obtained: Twins #8 selection in June, 1984 Draft. Signed by Jess Flores, Sr.
 Traded to the Giants with Jose Dominguez and Bryan Hickerson for Dan Gladden and David Blakely, March 31, 1987.
 Graduated from La Puente (CA) High in 1984 . . . single.

| Year | Club | W-L | ERA | G | GS | CG | SHO | SV | IP | H | R | ER | BB | SO |
|------|--------------|-----|------|----|----|----|-----|----|------|----|----|----|----|----|
| 1984 | Elizabethton | 3-4 | 3.86 | 19 | 3 | 1 | 0 | 7 | 49.0 | 38 | 24 | 21 | 36 | 48 |
| 1985 | Visalia | 7-7 | 2.39 | 53 | 1 | 0 | 0 | 10 | 90.0 | 75 | 28 | 24 | 50 | 88 |
| 1986 | Visalia | 3-6 | 5.50 | 44 | 0 | 0 | 0 | 6 | 56.0 | 55 | 43 | 34 | 53 | 55 |
| 1987 | Clinton | 3-5 | 3.26 | 45 | 2 | 0 | 0 | 13 | 60.2 | 49 | 23 | 22 | 39 | 73 |
| 1988 | San Jose | 3-3 | 4.33 | 38 | 0 | 0 | 0 | 4 | 54.0 | 40 | 31 | 26 | 47 | 61 |

VILLA, Michael Thomas (Mike)**RHP**

Born: July 6, 1964, Bronx, NY **Resides:** Camanche, IA
Bats: Left **Throws:** Right **Height:** 6-1 **Weight:** 175
How Obtained: Signed by George Genovese as a free agent, April 1, 1983. Traded to Cincinnati with Frank Williams and Timber Mead for Eddie Milner, January 8, 1987. Released by the Reds in June, 1987 and resigned with the Giants June, 18, 1987.
 Graduated from Mountain View High (El Monte, CA) in 1982 . . . married.

| Year | Club | W-L | ERA | G | GS | CG | SHO | SV | IP | H | R | ER | BB | SO |
|------|-------------|-----|------|----|----|----|-----|----|-------|----|----|----|----|----|
| 1983 | Great Falls | 1-1 | 7.22 | 16 | 1 | 0 | 0 | 1 | 28.2 | 36 | 27 | 23 | 21 | 23 |
| 1984 | Everett | 0-1 | 6.23 | 2 | 2 | 0 | 0 | 0 | 8.2 | 8 | 7 | 6 | 4 | 7 |
| | Clinton | 2-4 | 3.86 | 12 | 8 | 1 | 0 | 0 | 51.1 | 33 | 23 | 22 | 32 | 29 |
| 1985 | Clinton | 7-5 | 2.65 | 28 | 9 | 2 | 0 | 7 | 102.0 | 74 | 38 | 30 | 54 | 86 |
| 1986 | Fresno | 5-2 | 4.45 | 43 | 0 | 0 | 0 | 8 | 64.2 | 55 | 34 | 32 | 48 | 60 |
| 1987 | Tampa | 3-1 | 5.40 | 22 | 0 | 0 | 0 | 4 | 33.1 | 44 | 21 | 20 | 17 | 14 |
| | Clinton | 3-7 | 3.65 | 18 | 2 | 0 | 0 | 3 | 49.1 | 49 | 28 | 20 | 17 | 35 |
| 1988 | Clinton | 0-1 | 2.16 | 9 | 0 | 0 | 0 | 4 | 8.1 | 7 | 8 | 2 | 5 | 9 |
| | San Jose | 0-0 | 1.65 | 7 | 0 | 0 | 0 | 3 | 16.1 | 12 | 4 | 3 | 8 | 13 |
| | Phoenix | 4-1 | 5.16 | 25 | 0 | 0 | 0 | 0 | 66.1 | 64 | 40 | 38 | 40 | 35 |

VUZ, John J.**C**

Born: June 5, 1965, Passaic, NJ **Resides:** Wayne, NJ
Bats: Right **Throws:** Right **Height:** 6-2 **Weight:** 180
How Obtained: Giants #10 selection in June, 1987 Draft. Signed by Tom Zimmer
 Graduated from Wayne Valley (NJ) High in 1983 . . . attended Jacksonville (FL) University . . . single.

| Year | Club | AVG. | G | AB | R | H | 2B | 3B | HR | RBI | BB | SO | SB |
|------|-----------|------|----|-----|---|----|----|----|----|-----|----|----|----|
| 1987 | Pocatello | .237 | 38 | 118 | 6 | 28 | 1 | 1 | 0 | 14 | 3 | 18 | 0 |
| 1988 | Clinton | .251 | 5 | 17 | 1 | 4 | 0 | 0 | 0 | 1 | 0 | 4 | 0 |

WARD, Fermin**RHP**

Born: November 11, 1968, La Romana, DR **Resides:** San Pedro de Macoris, DR
Bats: Right **Throws:** Right **Height:** 6-0 **Weight:** 155
How Obtained: Signed by Nino Escalera as a free agent, January 12, 1988.

WARREN, Glenn Russell**OF**

Born: April 10, 1966 **Resides:** Roseboro, NC
Bats: Right **Throws:** Right **Height:** 5-11 **Weight:** 170
How Obtained: Giants #30 selection in June, 1988 Draft. Signed by Jim Fairey
 Attended Mt. Olive (NC) JC.

| Year | Club | AVG. | G | AB | R | H | 2B | 3B | HR | RBI | BB | SO | SB |
|------|---------|------|----|----|----|----|----|----|----|-----|----|----|----|
| 1988 | Everett | .224 | 40 | 98 | 21 | 22 | 6 | 0 | 1 | 10 | 11 | 27 | 7 |

WELCH, Bryce**IF**

Born: July 25, 1970 **Resides:** Woodland Hills, CA
Bats: Right **Throws:** Right **Height:** 6-2 **Weight:** 200
How Obtained: Signed by George Genovese as a free agent, July 25, 1988.

| Year | Club | AVG. | G | AB | R | H | 2B | 3B | HR | RBI | BB | SO | SB |
|------|-----------|------|----|----|---|----|----|----|----|-----|----|----|----|
| 1988 | Pocatello | .207 | 25 | 87 | 7 | 18 | 2 | 1 | 0 | 10 | 2 | 19 | 1 |

WESTBROOKS, Elanis Ray**OF**

Born: August 3, 1965 **Resides:** Houston, TX
Bats: Right **Throws:** Right **Height:** 5-8 **Weight:** 165
How Obtained: Giants #47 selection in June, 1987 Draft. Signed by Andy Korenek
 Graduated from Bellaire High in 1983 . . . attended the University of Texas . . . single.

| Year | Club | AVG. | G | AB | R | H | 2B | 3B | HR | RBI | BB | SO | SB |
|------|-----------|------|-----|-----|----|----|----|----|----|-----|----|----|----|
| 1987 | Pocatello | .282 | 19 | 78 | 12 | 22 | 1 | 1 | 0 | 10 | 8 | 11 | 7 |
| | Fresno | .259 | 24 | 58 | 8 | 15 | 2 | 2 | 0 | 3 | 5 | 10 | 1 |
| 1988 | Clinton | .231 | 100 | 308 | 34 | 71 | 4 | 4 | 1 | 18 | 16 | 46 | 11 |

WILLIAMS, Matthew Steven**C**

Born: June 22, 1968, Corvallis, OR **Resides:** Corvallis, OR
Bats: Right **Throws:** Right **Height:** 6-1 **Weight:** 180
How Obtained: Signed by John Shafer as a free agent, August 26, 1986
 Graduated from Corvallis (OR) High in 1986 . . . single.

| Year | Club | AVG. | G | AB | R | H | 2B | 3B | HR | RBI | BB | SO | SB |
|------|-----------|------|----|-----|----|----|----|----|----|-----|----|----|----|
| 1987 | Pocatello | .202 | 30 | 89 | 10 | 18 | 3 | 0 | 0 | 9 | 11 | 34 | 1 |
| 1988 | Everett | .231 | 32 | 104 | 9 | 24 | 2 | 0 | 0 | 10 | 4 | 23 | 0 |

WILLIAMS, Reginald Bernard (Reggie)**OF**

Born: May 5, 1966 **Resides:** Laurens, SC
Bats: Both **Throws:** Right **Height:** 6-1 **Weight:** 185
How Obtained: Giants #25 selection in June, 1988 Draft. Signed by Jim Fairey
 Attended University of South Carolina-Aiken.

| Year | Club | AVG. | G | AB | R | H | 2B | 3B | HR | RBI | BB | SO | SB |
|------|---------|------|----|-----|----|----|----|----|----|-----|----|----|----|
| 1988 | Everett | .256 | 61 | 227 | 52 | 58 | 8 | 1 | 3 | 30 | 47 | 43 | 36 |

WOOD, Edward Robert Jr. (Ted)**OF****Born:** January 4, 1967**Resides:** Chagrin Falls, OH**Bats:** Left**Throws:** Left**Height:** 6-2**Weight:** 178**How Obtained:** Giants #2 selection in June, 1988 Draft. Signed by Andy Korenek.

Attended University of New Orleans . . . member of 1988 U.S. Olympic Team.

WOTUS, Ronald Allen (Ron)**IF****Born:** March 3, 1961, Hartford, CT**Resides:** Colchester, CT**Bats:** Right**Throws:** Right**Height:** 6-1**Weight:** 180**How Obtained:** Pirates #16 selection in June, 1979 Draft. Signed by Gene Baker. Signed by San Francisco as a free agent, May 10, 1988.

| Year | Club | AVG. | G | AB | R | H | 2B | 3B | HR | RBI | BB | SO | SB |
|------|------------|------|-----|-----|----|-----|----|----|----|-----|----|----|----|
| 1979 | Bradenton | .272 | 40 | 147 | 16 | 40 | 6 | 2 | 1 | 14 | 13 | 10 | 5 |
| | Salem | .308 | 8 | 26 | 4 | 8 | 0 | 0 | 0 | 2 | 3 | 3 | 0 |
| 1980 | Shelby | .228 | 45 | 158 | 19 | 36 | 7 | 1 | 0 | 19 | 15 | 14 | 8 |
| 1981 | Hagerstown | .283 | 134 | 487 | 72 | 138 | 20 | 4 | 4 | 63 | 63 | 32 | 7 |
| 1982 | Buffalo | .299 | 86 | 321 | 50 | 96 | 13 | 4 | 8 | 39 | 31 | 53 | 4 |
| | Portland | .290 | 42 | 145 | 27 | 42 | 6 | 5 | 3 | 23 | 17 | 19 | 3 |
| 1983 | Hawaii | .301 | 125 | 465 | 94 | 140 | 28 | 6 | 10 | 62 | 63 | 72 | 9 |
| | Pittsburgh | .000 | 5 | 3 | 0 | 0 | 0 | 0 | 0 | 0 | 0 | 0 | 0 |
| 1984 | Hawaii | .254 | 61 | 224 | 32 | 57 | 15 | 4 | 5 | 23 | 23 | 20 | 4 |
| | Pittsburgh | .218 | 27 | 55 | 4 | 12 | 6 | 0 | 0 | 2 | 6 | 8 | 0 |
| 1985 | Nashua | .186 | 37 | 102 | 9 | 19 | 3 | 2 | 0 | 14 | 20 | 13 | 1 |
| 1986 | Hawaii | .315 | 125 | 419 | 75 | 132 | 24 | 3 | 4 | 57 | 58 | 51 | 7 |
| 1987 | Omaha | .256 | 91 | 262 | 27 | 67 | 12 | 0 | 0 | 16 | 34 | 40 | 2 |
| 1988 | Phoenix | .287 | 82 | 261 | 46 | 75 | 8 | 3 | 1 | 33 | 43 | 35 | 7 |
| M.L. | Totals | .207 | 32 | 58 | 4 | 12 | 6 | 0 | 0 | 2 | 6 | 8 | 0 |

WRIGHT, George DeWitt**OF****Born:** December 22, 1958, Oklahoma, City, OK**Resides:** Oklahoma City, OK**Bats:** Both**Throws:** Right**Height:** 5-11**Weight:** 180**How Obtained:** Texas' #4 selection in June 1977 Draft. Traded to Montreal, June 18, 1985. Released by Montreal, December 19, 1986. Signed with Montreal as a free agent, January 12, 1987. Signed with Nankai Hawks February 7, 1988. Signed with San Francisco as a free agent January 17, 1989.

Texas Rangers' 1983 MVP . . . single.


| Year | Club | AVG. | G | AB | R | H | 2B | 3B | HR | RBI | BB | SO | SB |
|------|---------------|------|------|------|-----|-----|----|----|----|-----|-----|-----|----|
| 1977 | Sarasota | .184 | 31 | 87 | 11 | 16 | 0 | 2 | 0 | 8 | 12 | 14 | 6 |
| 1978 | Asheville | .248 | 110 | 335 | 66 | 83 | 16 | 1 | 1 | 27 | 70 | 49 | 25 |
| 1979 | Asheville | .256 | 115 | 379 | 53 | 97 | 17 | 4 | 4 | 40 | 35 | 51 | 13 |
| 1980 | Tulsa | .275 | 136* | 458 | 60 | 126 | 22 | 5 | 5 | 65 | 33 | 73 | 14 |
| 1981 | Tulsa | .260 | 133* | 489 | 58 | 127 | 29 | 8 | 11 | 58 | 41 | 64 | 22 |
| 1982 | Texas | .264 | 150 | 557 | 69 | 147 | 20 | 5 | 11 | 50 | 30 | 78 | 3 |
| 1983 | Texas | .276 | 162* | 634 | 79 | 175 | 28 | 6 | 18 | 80 | 41 | 83 | 8 |
| 1984 | Texas | .243 | 101 | 383 | 40 | 93 | 19 | 4 | 9 | 48 | 15 | 54 | 0 |
| | Oklahoma City | .333 | 8 | 30 | 7 | 10 | 2 | 1 | 1 | 8 | 2 | 5 | 0 |
| 1985 | Texas | .190 | 109 | 363 | 21 | 69 | 13 | 0 | 2 | 18 | 25 | 49 | 4 |
| | Oklahoma City | .254 | 39 | 142 | 22 | 36 | 4 | 2 | 8 | 27 | 13 | 21 | 1 |
| 1986 | Montreal | .188 | 56 | 117 | 12 | 22 | 5 | 2 | 0 | 5 | 11 | 28 | 4 |
| | Indianapolis | .327 | 14 | 52 | 9 | 17 | 3 | 0 | 5 | 21 | 10 | 6 | 4 |
| 1987 | Jacksonville | .262 | 87 | 328 | 50 | 86 | 15 | 3 | 10 | 58 | 33 | 32 | 4 |
| 1988 | Nankai | .263 | 89 | 300 | 34 | 79 | 10 | 4 | 11 | 27 | 31 | 54 | 3 |
| A.L. | Totals | .248 | 571 | 2043 | 219 | 507 | 83 | 16 | 42 | 203 | 111 | 264 | 15 |
| N.L. | Totals | .188 | 56 | 117 | 12 | 22 | 5 | 2 | 0 | 5 | 11 | 28 | 4 |
| M.L. | Totals | .245 | 627 | 2160 | 231 | 529 | 88 | 18 | 42 | 208 | 122 | 292 | 19 |

WUTRICH, David Earl**LHP****Born:** July 12, 1965**Resides:** Clearwater, FL**Bats:** Left**Throws:** Left**Height:** 6-0**Weight:** 180**How Obtained:** Giants #27 selection in June, 1988 Draft. Signed by Mike Russell

Attended Troy State (MI) University.

| Year | Club | W-L | ERA | G | GS | CG | SHO | SV | IP | H | R | ER | BB | SO |
|------|-----------|-----|------|----|----|----|-----|----|------|----|----|----|----|----|
| 1988 | Pocatello | 4-2 | 4.46 | 22 | 0 | 0 | 0 | 0 | 42.1 | 36 | 24 | 21 | 17 | 43 |

'Stick, Spring and Scribes



CANDLESTICK PARK

ADDRESS: Candlestick Park, San Francisco, California 94124

PHONE: Executive Office: (415) 468-3700

Ticket Office: (415) 467-8000

FIELD MEASUREMENTS: Foul Lines: 335 feet (102.1 m.); Power Alleys 365 feet (111.2 m.); Center Field 400 Feet (120.0 m.)

STADIUM OPERATOR: San Francisco Park and Recreation Department

SEATING CAPACITIES: 60,000 (baseball); 66,252 (football)

PLAYING SURFACE: 171,000 square feet of natural grass with crushed volcanic rock infield and warning track

OUTFIELD FENCE: 9 feet high

LIGHTING: 865 fixtures (1500 watts each) on nine towers (140 feet high), generating 250 foot candles of light on the playing surface

PARKING: 77 acres, will accommodate 7000 cars and 300 buses. Privately-owned parking lots on perimeter roads provide another 10,000 parking spaces.

ORIGINAL COST OF PARK: \$246 million

LOCATION: On Candlestick Point, San Francisco, east of the Bayshore Freeway (U.S. 101)

STARTING TIMES

| | |
|----------------------|------------|
| Day Games | 1:05 p.m. |
| Sunday Doubleheaders | 12:05 p.m. |
| Night Games | 7:35 p.m. |
| Monday Night Games | 7:05 p.m. |

ADMISSION PRICES

| | |
|---------------------|---------|
| Lower Deck Box | \$10.00 |
| Upper Deck Box | \$9.00 |
| Lower Deck Reserved | \$8.00 |
| Upper Deck Reserved | \$7.00 |
| Family Pavilion | \$5.00 |
| General Admission | \$2.50 |

CANDLESTICK PARK "FIRSTS"

Game—April 12, 1960 (Giants 3, St. Louis 1)

Crowd—42,269

Giant Pitcher—Sam Jones

Pitch—Swing and a miss by Joe Cunningham

Hit—Bill White (St. Louis) First Inning

Giant Hit—Orlando Cepeda, First Inning

Home Run—Leon Wagner (St. Louis), Fifth Inning, April 12, 1960

Giant Home Run—Willie Kirkland, Third Inning, April 13, 1960

Plate Umpire—Jocko Conlan

CANDLESTICK PARK GROUND RULES

1. A ball hitting either foul pole or the attached screens above the black ring painted on the poles is a home run. A ball hitting foul pole below black ring or hitting top of fence and bounding onto playing field is in play. A fair ball bounding into stands or over fence is a two-base hit.
2. A thrown ball that goes behind the backstop screen is one base, if it was thrown by the pitcher from the rubber. All other overthrows are two bases.
3. A ball going over fence under the screen attached to foul poles is a home run.
4. A ball that hits the fence of the dugouts or bat racks is in play. A ball that goes into the dugout is out of play.
5. A ball that goes into the bullpens is in play.
6. A ball hitting any part of the stands beyond the top of the right field fence and bounding back onto the field is a home run.

CANDLESTICK PARK PRE-GAME SCHEDULE

| | 1:05 pm games | 7:35 p.m. games |
|------------------|------------------|-----------------|
| Pitchers Hit | 10:15-10:35 a.m. | 4:45-5:05 p.m. |
| Extras Hit | 10:35-11:00 a.m. | 5:05-5:30 p.m. |
| Regulars Hit | 11:00-11:35 a.m. | 5:30-6:05 p.m. |
| Visitors Hit | 11:35-12:15 p.m. | 6:05-6:45 p.m. |
| Home Infield | 12:15-12:25 p.m. | 6:45-6:55 p.m. |
| Visitors Infield | 12:25-12:35 p.m. | 6:55-7:05 p.m. |

EVOLUTION OF CANDLESTICK PARK

GROUND BREAKING

1959—Official construction begins at Candlestick Point in a cove at the southeastern edge of San Francisco.

STADIUM NAMED

1959—The new home of the Giants is officially named "Candlestick Park" in a balloting among fans. More than 15,000 entries were submitted.

OPENING DAY

1960—After two years of playing at Seals Stadium in downtown San Francisco, the Giants' opening day at Candlestick was April 12.

SEATING CAPACITY

1960—The open-end stadium seated 42,500 fans.

1972—Construction to enclose the stadium is completed and seating capacity is expanded to 58,000 for baseball.

PLAYING SURFACE

1960—Natural grass.

1971—Artificial turf is installed in the outfield, the infield (except the infield skin), and foul territory.

1972—Artificial turf installed to cover infield skin (except sliding areas).

1979—Natural grass replaces artificial turf.

1981—Infield skin width reduced three feet.

FIELD DIMENSIONS

1960—Foul lines: 330 feet. Power Alleys: 365 feet (left-center) and 375 feet (right-center). Center Field: 410 feet.

1968—Foul lines extended to 335 feet.

1982—Center field moved in to 400 feet and right-center moved in to 365 feet.

OUTFIELD FENCE

1960—10 feet high.

1974—Lowered to 8 feet.

1975—Raised to 12 feet.

1982—Lowered to 9 feet.

CANDLESTICK'S JumboTRON

Candlestick Park's video display board made its debut on Opening Day in 1987 as part of the stadium's \$30 million renovation project.

The centerpiece of the \$4.5 million ensemble is the Sony JumboTRON, a 24-by-32-foot video screen, which is the first of its kind ever installed in an American baseball stadium. The board is composed of more than 100,000 "Trini-lites," each the size of a deck of playing cards. Every Trini-lite has three color-emitting sections—red, blue and green—and requires eight watts of power. The picture is supplied by three cameras, behind home plate and at the end of each dugout, as well as video feeds from telecasts within the stadium and satellite coverage of other games and events.

A complete state-of-the-art video editing suite, located at the outfield end of the VIP Box in left field, is fully equipped to produce highlights, features and special effects.

The Giants also operate JumboTRON and the message board for Forty-Niners football games.

CANDLESTICK PARK HOME RUNS

Since its opening in 1960, 3615 Major League home runs have been hit in Candlestick Park during the regular season, an average of 125 per year. The first homer was by Leon Wagner of the St. Louis Cardinals in the fifth inning of Opening Day, April 12, 1960. Willie Kirkland was the first Giant to homer at Candlestick (April 13, 1960).

GIANTS WHO HAVE HIT 20 OR MORE HOME RUNS AT CANDLESTICK PARK

| | |
|------------------------|-------------|
| Willie McCovey | 231 * |
| Willie Mays | 202 * |
| Bobby Bonds | 103 |
| Orlando Cepeda | 86 * |
| Jim Ray Hart | 69 |
| Darrell Evans | 68 * |
| Jack Clark | 68 * |
| Tom Haller | 63 * |
| Jeffrey Leonard | 47 |
| Will Clark | 43 |
| Chili Davis | 43 |
| Dave Kingman | 42 * |
| Bob Brenly | 42 |
| Felipe Alou | 36 * |
| Ken Henderson | 34 * |
| Dick Dietz | 31 |
| Chris Speier | 34 * |
| Ed Bailey | 30 * |
| Gary Matthews | 29 * |
| Candy Maldonado | 26 |
| Jim Davenport | 20 |

NON-GIANTS WHO HAVE HIT 13 OR MORE HOME RUNS AT CANDLESTICK PARK

| | |
|------------------|------|
| Willie Stargell | 25 |
| Ron Cey | 24 |
| Dale Murphy | 23 |
| Tony Perez | 21 |
| Dick Allen | 19 |
| Hank Aaron | 18 |
| Roberto Clemente | 18 |
| George Foster | 18 * |
| Eddie Matthews | 18 |
| Billy Williams | 17 |
| Willie Davis | 15 |
| Joe Morgan | 15 * |
| Jimmy Wynn | 15 |
| Jose Cruz | 14 |
| Vada Pinson | 13 |
| Frank Robinson | 13 |
| Ron Santo | 13 |
| Joe Torre | 13 |

REGULAR SEASON TEAM TOTALS OF HOME RUNS HIT AT CANDLESTICK PARK

| | |
|-----------|------|
| Giants | 1950 |
| Opponents | 1665 |
| Dodgers | 217 |
| Braves | 211 |
| Reds | 203 |
| Astros | 178 |
| Phillies | 148 |
| Pirates | 144 |
| Cubs | 137 |
| Cardinals | 116 |
| Mets | 116 |
| Padres | 108 |
| Expos | 87 |

*Home runs hit while non-Giant (not included in individual total): Alou (7), Matthews (7), McCovey (5), Cepeda (5), Evans (5), Kingman (5), Bailey (2), Mays (1), J. Clark (1), Haller (1), Henderson (1) and Speier (1).

*As a member of the Giants, Morgan hit 10 home runs and Foster two (not included in individual total).

NOTE--The Expos and Padres have played 20 seasons, the Mets and Astros 27, all other teams 29 seasons.

HOME RUNS YEAR-BY-YEAR AT CANDLESTICK PARK

| Year | Giants | Opponents | Total | Year | Giants | Opponents | Total |
|------|--------|-----------|-------|------|--------|-----------|-------|
| 1960 | 46 | 34 | 80 | 1975 | 36 | 37 | 73 |
| 1961 | 97 | 77 | 174 | 1976 | 44 | 32 | 76 |
| 1962 | 109 | 74 | 183 | 1977 | 62 | 56 | 118 |
| 1963 | 101 | 64 | 165 | 1978 | 47 | 30 | 77 |
| 1964 | 86 | 63 | 149 | 1979 | 53 | 61 | 114 |
| 1965 | 81 | 81 | 162 | 1980 | 24 | 41 | 65 |
| 1966 | 91 | 77 | 168 | 1981 | 28 | 19 | 47 |
| 1967 | 65 | 59 | 124 | 1982 | 55 | 54 | 109 |
| 1968 | 60 | 32 | 92 | 1983 | 73 | 67 | 140 |
| 1969 | 77 | 61 | 138 | 1984 | 55 | 63 | 118 |
| 1970 | 84 | 77 | 161 | 1985 | 58 | 67 | 125 |
| 1971 | 71 | 58 | 129 | 1986 | 50 | 61 | 111 |
| 1972 | 86 | 65 | 151 | 1987 | 118 | 72 | 190 |
| 1973 | 85 | 79 | 164 | 1988 | 58 | 42 | 100 |
| 1974 | 50 | 61 | 111 | | | | |

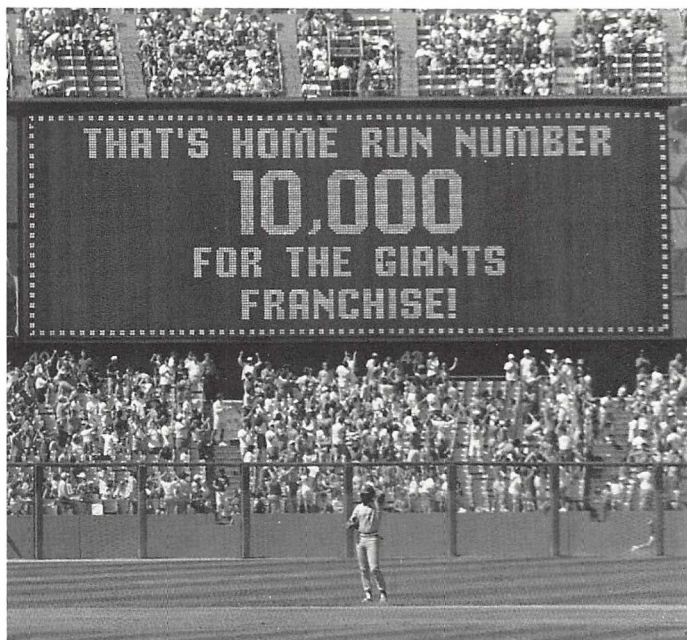
ATTENDANCE YEAR-BY-YEAR

| YEAR | HOME DATES | TOTAL HOME ATTENDANCE | HOME AVERAGE | TOTAL ROAD ATTENDANCE |
|------------------|------------|-----------------------|--------------|-----------------------|
| 1958* | 75 | 1,272,625 | 16,968 | 1,484,994 |
| 1959* | 77 | 1,442,130 | 18,729 | 1,581,837 |
| 1960 | 76 | 1,795,356 | 23,623 | 1,479,188 |
| 1961 | 74 | 1,390,679 | 18,793 | 1,274,170 |
| 1962 | 76 | 1,556,551 | 20,481 | 1,684,377 |
| 1963 | 76 | 1,568,965 | 20,644 | 1,664,488 |
| 1964 | 76 | 1,500,883 | 19,748 | 1,803,709 |
| 1965 | 76 | 1,542,588 | 20,297 | 1,810,414 |
| 1966 | 77 | 1,651,293 | 21,445 | 2,207,530 |
| 1967 | 74 | 1,237,119 | 16,718 | 1,658,859 |
| 1968 | 75 | 833,594 | 11,115 | 1,585,762 |
| 1969 | 74 | 870,341 | 11,761 | 1,583,209 |
| 1970 | 72 | 728,498 | 10,118 | 1,557,513 |
| 1971 | 73 | 1,088,083 | 14,905 | 1,989,704 |
| 1972 | 69 | 637,327 | 9,237 | 1,349,166 |
| 1973 | 74 | 834,193 | 11,273 | 1,619,162 |
| 1974 | 74 | 519,991 | 7,027 | 1,409,100 |
| 1975 | 74 | 522,925 | 7,067 | 1,423,196 |
| 1976 | 73 | 626,868 | 8,587 | 1,362,276 |
| 1977 | 74 | 700,056 | 9,460 | 1,494,234 |
| 1978 | 74 | 1,740,480 | 23,520 | 1,849,690 |
| 1979 | 77 | 1,456,392 | 18,914 | 1,863,475 |
| 1980 | 78 | 1,096,115 | 14,053 | 1,328,715 |
| 1981 | 51 | 632,276 | 12,398 | 1,018,093 |
| 1982 | 77 | 1,200,948 | 15,597 | 1,716,700 |
| 1983 | 77 | 1,251,530 | 16,254 | 1,814,771 |
| 1984 | 77 | 1,001,545 | 13,007 | 1,602,232 |
| 1985 | 79 | 818,697 | 10,363 | 1,855,080 |
| 1986 | 78 | 1,528,748 | 19,599 | 1,926,091 |
| 1987 | 79 | 1,917,863 | 24,277 | 2,157,748 |
| 1988 | 79 | 1,786,482 | 22,614 | 2,064,932 |
| Total 31 Seasons | | 36,751,141 | | 51,220,415 |

*Seals Stadium

1989 NATIONAL LEAGUE UMPIRES

| | | | |
|----|--------------------------|----|-------------------|
| 2 | Jerry Crawford | 20 | Tom Hallion |
| 4 | Mark Hirschbeck | 21 | Harry Wendelstedt |
| 5 | Bob Engel | 22 | Joe West |
| 6 | Bruce Froemming | 25 | Charlie Williams |
| 7 | Eric Gregg | 27 | Steve Rippley |
| 8 | Doug Harvey | 28 | Fred Brocklander |
| 9 | John Kibler | 29 | Bill Hohn |
| 10 | John McSherry | 30 | Randy Marsh |
| 11 | Ed Montague | 31 | Bob Davidson |
| 12 | Gerry Davis | 32 | Dana DeMuth |
| 14 | Frank Pulli | 33 | Mike Winters |
| 15 | Jim Quick | 34 | Greg Bonin |
| 16 | Lawrence "Dutch" Rennert | 35 | Gary Darling |
| 17 | Paul Runge | 39 | Larry Poncino |
| 19 | Terry Tata | | |



CANDLESTICK ATTENDANCE RECORDS

ATTENDANCE HIGH

ATTENDANCE DATE

| | | |
|--------------------------|-----------|-----------------------------------|
| Season, Home | 1,917,863 | 1987 |
| Season, Road | 2,207,530 | 1966 |
| Single Day Game | 56,196 | April 10, 1979 vs. San Diego |
| Single Night Game | 55,920 | June 20, 1978 vs. Cincinnati |
| Double Header | 53,178 | July 31, 1983 vs. Los Angeles |
| Three-Game Series | 147,300 | October 1-3, 1982 vs. Los Angeles |
| All-Star Game | 57,756 | July 10, 1984 |
| World Series Game | 43,948 | October 15, 1962 vs. New York |
| League Championship Game | 59,363 | October 11, 1987 vs. St. Louis |
| Playoff Game | 35,652 | October 1, 1962 vs. Los Angeles |

TOP REGULAR SEASON DATE VS:

| | | |
|--------------|--------|--------------------|
| Atlanta | 48,811 | June 19, 1983 |
| Chicago | 52,700 | April 3, 1984 |
| Cincinnati | 55,920 | June 20, 1978 |
| Houston | 47,030 | June 22, 1986 (DH) |
| Los Angeles | 56,103 | May 28, 1978 |
| Montreal | 39,800 | July 22, 1979 |
| New York | 43,484 | May 15, 1988 |
| Philadelphia | 40,768 | September 6, 1987 |
| Pittsburgh | 41,981 | September 18, 1966 |
| St. Louis | 47,167 | July 3, 1986 |
| San Diego | 56,196 | April 10, 1979 |

TOP 10 REGULAR SEASON CROWDS

| | | | |
|-----|--------|-----------------|-----------------|
| 1. | 56,196 | vs. San Diego | April 10, 1979 |
| 2. | 56,103 | vs. Los Angeles | May 28, 1978 |
| 3. | 55,920 | vs. Cincinnati | June 20, 1978 |
| 4. | 54,723 | vs. Los Angeles | August 6, 1978 |
| 5. | 54,543 | vs. San Diego | April 7, 1988 |
| 6. | 54,520 | vs. San Diego | April 9, 1981 |
| 7. | 53,281 | vs. Los Angeles | October 1, 1982 |
| 8. | 53,178 | vs. Los Angeles | July 31, 1983 |
| 9. | 52,714 | vs. San Diego | April 9, 1985 |
| 10. | 52,700 | vs. Chicago | April 3, 1984 |

GIANTS SPRING TRAINING INFORMATION

REPORTING DATES: Pitchers and catchers, February 19; first workout, February 20. Full squad, February 26; first workout, February 27.

HEADQUARTERS: Sheraton Scottsdale Resort (February 18-March 29), 7200 N. Scottsdale Road, Scottsdale, Arizona 85253, (602) 948-5000.

STADIUM: Scottsdale Stadium, 7402 E. Osborn Road, Scottsdale, Arizona 85251. Capacity—5,300.

TELEPHONES: Giants' office and press box: (602) 990-7972.

WORKOUTS: Indian School Park, Hayden Road at Camelback Road, Scottsdale, Arizona 85251, (602) 990-3341.

MINOR LEAGUE HEADQUARTERS: Woolley's Petite Suites (starting March 5), 1635 N. Scottsdale Road, Tempe, Arizona 85281, (602) 947-3711.

GAME TIMES: 1 p.m.

MEDIA INFORMATION: For credentials, contact Matt Fischer or Robin Carr. Media lunch served prior to each home game.

RADIO SPACE: Contact Matt Fischer or Robin Carr in advance.

ROAD HOTELS: Palm Springs (March 18)—Seven Springs Hotel (619-323-2775). Yuma (March 17)—Days Inn Suites (602-726-4830). New Orleans (March 27-28)—Marriott (504-581-1000).

PAST SPRING TRAINING FINISHES

| Year | Won-Lost | N.L. Finish | Year | Won-Lost | N.L. Finish |
|------|----------|-------------|--------|----------|-------------|
| 1958 | 21-11 | 1st | 1974 | 12-9 | 3rd |
| 1959 | 15-13 | 3rd | 1975 | 12-7 | 3rd |
| 1960 | 13-13 | 5th | 1976 | 7-7 | 7th |
| 1961 | 15-11 | 3rd | 1977 | 11-15 | 10th |
| 1962 | 13-13 | 5th | 1978 | 18-9 | 1st |
| 1963 | 10-17 | 10th | 1979 | 14-12 | 7th |
| 1964 | 25-8 | 2nd | 1980 | 14-7 | 1st |
| 1965 | 12-8 | 4th | 1981 | 14-13 | 1st |
| 1966 | 15-11 | 3rd | 1982 | 9-14 | 11th |
| 1967 | 17-9 | 1st | 1983 | 11-13 | 5th |
| 1968 | 13-17 | 5th | 1984 | 18-9 | 1st |
| 1969 | 19-7 | 1st | 1985 | 14-14 | 7th |
| 1970 | 9-7 | 7th | 1986 | 15-12 | 5th |
| 1971 | 15-11 | 4th | 1987 | 20-10 | 2nd |
| 1972 | 9-6 | 2nd | 1988 | 16-14 | 5th |
| 1973 | 13-8 | 3rd | Totals | 439-334 | (.568) |

BAY BRIDGE SERIES HISTORY

Giants lead series, 5-2

| Year | Site | Winner | Score | WP | LP | Attendance |
|------|-------------|---------|-------|--------------|------------|------------|
| 1982 | Phoenix | Giants | 6-1 | Gale | Keough | 3,080 |
| | Phoenix | Giants | 11-5 | Fowlkes | B. Kingman | 3,525 |
| 1983 | Candlestick | A's | 7-3 | T. Underwood | Barr | 15,635 |
| | Oakland | A's | 5-4 | Keough | Lavelle | 22,350 |
| 1984 | Oakland | Giants | 4-1 | Krukow | Burris | 18,211 |
| | Candlestick | Giants | 6-5 | Minton | Caudill | 21,421 |
| 1985 | Candlestick | A's | 8-5 | Kaiser | Gott | 14,308 |
| | Oakland | Giants* | 7-5 | Krukow | Sutton | 18,646 |
| 1986 | Oakland | A's* | 7-1 | Andujar | Garrelts | 23,134 |
| | Candlestick | Giants | 5-3 | Mason | Langford | 14,085 |
| 1987 | Candlestick | Giants* | 5-4 | Minton | Eckersley | 15,914 |
| | Oakland | A's | 8-3 | Stewart | Grant | 27,524 |
| 1988 | Oakland | Giants† | 7-6 | D. Robinson | M. Young | 43,533 |
| | Candlestick | A's | 5-2 | Ontiveros | La Coss | 21,640 |

*-won home run derby to decide series winner

†-won tiebreaker (most hits) to decide series winner

GIANTS EXHIBITION SCHEDULE—1989

| Date | Day | Opponent | Site | Time | Score |
|----------|--------|------------------------------------|---------------|----------|-------|
| March 3 | Friday | Milwaukee Brewers (split-squad) | Scottsdale | 1:00 pm | _____ |
| | | Chicago Cubs (split-squad) | Mesa | 1:00 pm | _____ |
| March 4 | Sat. | Cleveland Indians* | Scottsdale | 1:00 pm | _____ |
| March 5 | Sun. | Cleveland Indians* | Tucson | 1:00 pm | _____ |
| March 6 | Mon. | San Diego Padres | Scottsdale | 1:00 pm | _____ |
| March 7 | Tue. | Seattle Mariners | Tempe | 1:00 pm | _____ |
| March 8 | Wed. | San Diego Padres | Scottsdale | 1:00 pm | _____ |
| March 9 | Thu. | California Angels | Scottsdale | 1:00 pm | _____ |
| March 10 | Fri. | Chicago Cubs | Scottsdale | 1:00 pm | _____ |
| March 11 | Sat. | Oakland A's* | Phoenix | 1:00 pm | _____ |
| March 12 | Sun. | Oakland A's* | Scottsdale | 1:00 pm | _____ |
| March 13 | Mon. | Chicago Cubs | Mesa | 1:00 pm | _____ |
| March 14 | Tue. | OPEN DATE | — | 1:00 pm | _____ |
| March 15 | Wed. | Chicago Cubs (split-squad) | Scottsdale | 1:00 pm | _____ |
| | | Cleveland Indians (split-squad) | Tucson | 1:00 pm | _____ |
| March 16 | Thu. | Milwaukee Brewers | Scottsdale | 1:00 pm | _____ |
| March 17 | Fri. | San Diego Padres | Yuma | 7:00 pm | _____ |
| March 18 | Sat. | San Diego Padres* | Yuma | 1:00 pm | _____ |
| March 19 | Sun. | California Angels* | Palm Springs | 1:00 pm | _____ |
| March 20 | Mon. | Chicago Cubs | Mesa | 1:00 pm | _____ |
| March 21 | Tue. | Oakland A's* | Scottsdale | 1:00 pm | _____ |
| March 22 | Wed. | Oakland A's* | Phoenix | 1:00 pm | _____ |
| March 23 | Thu. | Milwaukee Brewers | Chandler | 1:00 pm | _____ |
| March 24 | Fri. | Cleveland Indians | Scottsdale | 1:00 pm | _____ |
| March 25 | Sat. | Seattle Mariners* | Tempe | 1:00 pm | _____ |
| March 26 | Sun. | Seattle Mariners* | Scottsdale | 1:00 pm | _____ |
| March 27 | Mon. | Milwaukee Brewers | Chandler | 1:00 pm | _____ |
| March 28 | Tue. | Chicago Cubs | Scottsdale | 1:00 pm | _____ |
| | | Oakland A's (split-squad)* | New Orleans | 7:00 pm | _____ |
| March 29 | Wed. | Cleveland Indians | Scottsdale | 12:00 pm | _____ |
| | | Oakland A's (split-squad)* | New Orleans | 7:00 pm | _____ |
| March 30 | Thu. | OPEN DATE | — | — | _____ |
| March 31 | Fri. | Oakland A's* | Oakland | 7:35 pm | _____ |
| April 1 | Sat. | Oakland A's* | Oakland | 1:05 pm | _____ |
| April 2 | Sun. | Oakland A's* | San Francisco | 1:05 pm | _____ |

TICKET PRICES: \$6.00 (Box); \$5.00 (Reserved); \$4.00 (General Admission)

TICKET OFFICE PHONE: 602/994-5123

*Broadcast on KNBR

OLDEST SPRING RIVALRY

The Giants' 1989 Cactus League schedule includes five games with the Cleveland Indians, in a continuation of the longest Spring Training rivalry in existence. Since 1934, the Giants and Indians have played a total of 513 exhibition games. The Giants lead the series 269-235, with nine games ending in ties.

GIANTS FINAL 1988 EXHIBITION STATISTICS

Record 16-14

| BATTER | AVG. | G | AB | R | H | 2B | 3B | HR | RBI | GW | BB | SO | SB | CS | E |
|------------|-------|-------|------|-----|-----|-------|-----|-----|-----|----|-----|-----|----|----|----|
| Aldrete | .392 | 26 | 79 | 14 | 31 | 2 | 2 | 2 | 15 | 1 | 9 | 11 | 0 | 1 | 0 |
| Benjamin | — | 1 | 0 | 0 | 0 | 0 | 0 | 0 | 0 | 0 | 0 | 0 | 0 | 0 | 0 |
| Brenly | .157 | 17 | 51 | 1 | 8 | 1 | 0 | 0 | 4 | 0 | 3 | 8 | 2 | 1 | 1 |
| Butler | .319 | 27 | 94 | 16 | 30 | 1 | 3 | 0 | 11 | 1 | 11 | 11 | 9 | 4 | 0 |
| Clark | .316 | 28 | 95 | 14 | 30 | 8 | 1 | 2 | 16 | 2 | 13 | 15 | 1 | 1 | 2 |
| Cockrell | .000 | 6 | 7 | 2 | 0 | 0 | 0 | 0 | 1 | 1 | 1 | 2 | 1 | 0 | 1 |
| Escobar | .357 | 11 | 14 | 2 | 5 | 0 | 0 | 0 | 1 | 0 | 0 | 1 | 0 | 2 | 1 |
| Garner | .205 | 15 | 39 | 2 | 8 | 2 | 0 | 0 | 4 | 0 | 1 | 5 | 0 | 0 | 1 |
| Hayes | .143 | 19 | 21 | 6 | 3 | 1 | 0 | 0 | 2 | 1 | 0 | 3 | 0 | 1 | 0 |
| Kmak | .1000 | 1 | 1 | 1 | 1 | 0 | 0 | 0 | 0 | 0 | 0 | 0 | 0 | 0 | 0 |
| Leonard | .283 | 16 | 53 | 8 | 15 | 2 | 0 | 0 | 8 | 2 | 2 | 6 | 0 | 0 | 0 |
| Litton | — | 1 | 0 | 0 | 0 | 0 | 0 | 0 | 0 | 0 | 0 | 0 | 0 | 0 | 0 |
| Maldonado | .273 | 26 | 88 | 14 | 24 | 6 | 0 | 1 | 9 | 1 | 14 | 15 | 0 | 3 | 2 |
| Manwaring | .318 | 14 | 22 | 2 | 7 | 2 | 0 | 0 | 3 | 1 | 4 | 3 | 0 | 0 | 0 |
| McNamara | .000 | 1 | 1 | 0 | 0 | 0 | 0 | 0 | 0 | 0 | 0 | 0 | 0 | 0 | 0 |
| Melendez | .560 | 13 | 25 | 5 | 14 | 3 | 0 | 0 | 8 | 0 | 2 | 1 | 1 | 0 | 1 |
| Melvin | .356 | 15 | 45 | 5 | 16 | 4 | 1 | 0 | 13 | 2 | 0 | 5 | 0 | 0 | 1 |
| Meyers | .1000 | 1 | 1 | 0 | 1 | 0 | 0 | 0 | 0 | 0 | 0 | 0 | 0 | 0 | 0 |
| Mitchell | .333 | 20 | 72 | 9 | 24 | 7 | 1 | 4 | 12 | 2 | 2 | 6 | 2 | 0 | 4 |
| Perezchica | .263 | 16 | 19 | 3 | 5 | 1 | 0 | 0 | 1 | 0 | 1 | 5 | 0 | 1 | 3 |
| Reid | .133 | 7 | 15 | 0 | 2 | 1 | 0 | 0 | 2 | 0 | 1 | 4 | 0 | 0 | 1 |
| Speier | .250 | 19 | 40 | 6 | 10 | 2 | 0 | 0 | 1 | 0 | 5 | 3 | 0 | 0 | 2 |
| Spilman | .310 | 19 | 29 | 2 | 9 | 1 | 0 | 0 | 6 | 1 | 3 | 4 | 0 | 0 | 0 |
| Thompson | .313 | 16 | 48 | 8 | 15 | 3 | 0 | 0 | 3 | 0 | 3 | 10 | 3 | 0 | 2 |
| Tillman | .1000 | 1 | 1 | 0 | 1 | 0 | 0 | 0 | 0 | 0 | 0 | 0 | 0 | 0 | 0 |
| Uribe | .279 | 25 | 86 | 11 | 24 | 2 | 1 | 0 | 5 | 0 | 3 | 13 | 4 | 2 | 5 |
| Wasinger | .000 | 3 | 2 | 2 | 0 | 0 | 0 | 0 | 0 | 0 | 1 | 0 | 0 | 0 | 0 |
| Williams | .245 | 22 | 49 | 8 | 12 | 1 | 1 | 0 | 3 | 0 | 4 | 9 | 0 | 0 | 2 |
| Youngblood | .327 | 20 | 52 | 8 | 17 | 3 | 0 | 2 | 10 | 1 | 4 | 3 | 0 | 0 | 0 |
| GIANTS | .292 | 30 | 1079 | 150 | 315 | 53 | 11 | 11 | 139 | 16 | 87 | 151 | 23 | 16 | 31 |
| OPPONENTS | .269 | 30 | 1066 | 144 | 287 | 65 | 14 | 22 | 137 | 13 | 88 | 151 | 19 | 14 | 27 |
| PITCHER | W-L | ERA | G | GS | SV | IP | H | R | ER | BB | SO | HR | | | |
| Bockus | 0-0 | 1.35 | 4 | 0 | 0 | 6.2 | 10 | 1 | 1 | 1 | 1 | 0 | | | |
| Burkett | 1-0 | 4.50 | 2 | 0 | 0 | 4.0 | 3 | 2 | 2 | 4 | 1 | 0 | | | |
| Cook | 1-0 | 0.00 | 1 | 1 | 0 | 4.0 | 3 | 1 | 0 | 0 | 2 | 0 | | | |
| Downs | 1-0 | 1.69 | 5 | 4 | 0 | 21.1 | 14 | 4 | 4 | 5 | 17 | 1 | | | |
| Dravecky | 1-1 | 5.14 | 6 | 5 | 0 | 28.0 | 38 | 16 | 16 | 4 | 14 | 3 | | | |
| Freeland | 0-0 | 18.00 | 1 | 0 | 0 | 1.0 | 3 | 2 | 2 | 0 | 0 | 0 | | | |
| Garrelts | 1-0 | 2.45 | 11 | 0 | 0 | 18.1 | 16 | 6 | 5 | 5 | 14 | 1 | | | |
| Hammaker | 2-0 | 1.76 | 5 | 3 | 0 | 15.1 | 10 | 4 | 3 | 2 | 10 | 0 | | | |
| Hogan | 0-0 | 0.00 | 1 | 0 | 0 | 0.1 | 1 | 0 | 0 | 0 | 0 | 0 | | | |
| Krukow | 1-1 | 2.83 | 7 | 7 | 0 | 35.0 | 30 | 14 | 11 | 13 | 18 | 5 | | | |
| LaCoss | 1-6 | 4.58 | 8 | 6 | 0 | 35.1 | 38 | 25 | 18 | 14 | 21 | 6 | | | |
| Lefferts | 0-0 | 7.47 | 10 | 0 | 2 | 15.2 | 21 | 13 | 13 | 6 | 8 | 2 | | | |
| Mason | 0-1 | 8.10 | 2 | 0 | 0 | 3.1 | 4 | 3 | 3 | 3 | 1 | 0 | | | |
| McCament | 1-0 | 6.00 | 4 | 0 | 1 | 3.0 | 4 | 3 | 2 | 3 | 2 | 0 | | | |
| Mulholland | 0-0 | 0.00 | 7 | 0 | 1 | 12.1 | 8 | 1 | 0 | 1 | 8 | 0 | | | |
| Price | 2-1 | 3.15 | 10 | 1 | 0 | 20.0 | 17 | 7 | 7 | 6 | 12 | 1 | | | |
| Reuschel | 1-1 | 5.40 | 5 | 3 | 0 | 20.0 | 24 | 13 | 12 | 4 | 6 | 1 | | | |
| Robinson | 3-1 | 4.50 | 12 | 0 | 1 | 20.0 | 20 | 11 | 10 | 6 | 13 | 1 | | | |
| Samuels | 0-1 | 18.00 | 1 | 0 | 0 | 1.0 | 3 | 2 | 2 | 1 | 0 | 0 | | | |
| Wilson | 0-0 | 8.10 | 2 | 0 | 0 | 3.1 | 5 | 3 | 3 | 5 | 1 | 1 | | | |
| GIANTS | 16-14 | 4.17 | 30 | 30 | 5 | 274.0 | 287 | 144 | 127 | 88 | 151 | 22 | | | |
| OPPONENTS | 14-16 | 4.43 | 30 | 30 | 9 | 274.1 | 315 | 150 | 135 | 87 | 151 | 11 | | | |

ATTENDANCE TOTALS

Home Attendance (14 dates) 82,863
Road Attendance (16 dates) 135,466

SINGLE-GAME HIGH

21,640 vs. Oakland, 4/3
43,533 at Oakland, 4/2

TOP TEN SCOTTSDALE STADIUM CROWDS

(total attendance since 1982)

- 5,366—March 27, 1988 vs. Chicago Cubs
- 5,326—March 23, 1988 vs. Milwaukee Brewers
- 5,316—March 19, 1988 vs. Oakland A's
- 5,291—March 12, 1988 vs. San Diego Padres
- 5,221—March 28, 1986 vs. Chicago Cubs
- 5,216—March 10, 1988 vs. Chicago Cubs
- 5,216—March 30, 1988 vs. Milwaukee Brewers
- 5,133—March 22, 1986 vs. Cleveland Indians
- 5,023—March 22, 1987 vs. Milwaukee Brewers
- 4,953—March 26, 1987 vs. Cleveland Indians

GIANTS TELEVISION-RADIO

The Giants are entering a new era of television broadcasting, while bringing back a familiar personality on radio and television this 1989 season. Now in its fourth season, **GiantsVision** will air 36 home games this year, including Opening Night for the second straight year. **Joe Morgan** and **Duane Kuiper** return to call the action for GiantsVision, now the largest sports pay-per-view system in the nation. Back with a new look in its 28th year as the Giants flagship television station, **KTVU (Channel 2)** will televise a record 50 games, including three home games, over the Giants Television Network. For the first time ever, KTVU and GiantsVision will both be produced by GiantsVision. Kuiper will share broadcast duties along with **Hank Greenwald**, who's making his return to Giants telecasts.

Moving over to radio, Hank will team up with **Ron Fairly** for all 162 regular season contests. **KNBR-AM (680 AM)**, the 50,000-watt powerhouse, is entering its eleventh year as the flagship of the Giants Radio Network.

Spanish-speaking Giants fans in the Bay Area can tune to **KLOK** radio (1170 AM) which is in its first season as the Giants' Spanish flagship station.



Hank Greenwald



Ron Fairly



Duane Kuiper



Joe Morgan

After a two-year stint with the New York Yankees radio team, **Hank Greenwald** returns as the play-by-play voice of the Giants on KNBR and KTVU. Hank, who was voice of the Giants from 1979-86, is no stranger to Giants fans. A 1957 graduate of Syracuse University, Hank has done radio play-by-play of University of San Francisco Dons basketball, Syracuse football, Hawaii Islanders of the Pacific Coast League and Golden State Warriors.

Ron Fairly returns for his third year in the Giants radio booth. The former first baseman-outfielder had spent the previous eight years calling the action for the California Angels radio and cable broadcasts, following his retirement from active playing in 1978. Fairly's Major League career spanned 21 years with six teams and he appeared in four World Series and two All-Star games.

Joe Morgan is back for his fourth year as the play-by-play anchor of the GiantsVision telecasts and his fifth as a Major League broadcaster since his retirement as an active player in 1984. Morgan began his announcing career with the Cincinnati Reds in 1985, and has also announced games for NBC and ESPN's College World Series. Joe has worked on selected ABC "Monday Night Baseball" telecasts, and drew rave reviews nationwide as the color analyst for the 1988 American League Championship Series telecast on ABC.

Duane Kuiper returns for his third season as Morgan's partner in the GiantsVision booth, and his second year as a member of the KTVU broadcast team. The former infielder spent the last four years of his career with the Giants, following seven with the Cleveland Indians. After retiring in 1985, Kuiper provided commentary on Giants radio and TV broadcasts through the end of that season. From 1982 to 1985, he hosted the "Duane Kuiper Show," a post-game feature on KNBR radio.

SPANISH RADIO

The Bay Area has a Spanish-speaking population of over 1,000,000 people, and changes in the Giants' Spanish radio program for 1989 will allow for a larger percentage of this group to receive broadcasts of Giants' games than ever have before.

KLOK-AM (1170 AM) will carry all home and road Giants' games in 1989, marking the most complete coverage of Giants' Hispanic broadcasting. With a station in Salinas carrying the Spanish broadcasts as well, Spanish-speaking Giants' fans will be better able to follow the team on radio than ever before. With an output of 50,000 watts, KLOK is the most powerful Spanish language flagship station in Giants' history.

Julio Gonzales, one of the game's best known Spanish language play-



Julio Gonzales



Tito Fuentes

by-play voices, will anchor the Giants' Spanish broadcasts for 1989, while former Giants' second baseman **Tito Fuentes** will team with Gonzales, providing color commentary, pre-game, and post-game coverage.

After joining the Giants' Spanish broadcasts last season in spring training, **Gonzales** was an immediate hit with the listeners. Prior to joining the Giants' Spanish broadcast team, Gonzales was the Spanish-language voice of the Oakland A's. A native of Nicaragua who came to the U.S. at the age of 11, he received broadcast training from City College of San Francisco and San Francisco State University.

Fuentes is in his fourth season on the Giants Spanish-language broadcast crew. A former Major League second baseman who played for the Giants from 1965 through 1974, Tito also played with San Diego, Detroit and Oakland. A .268 batter over his 13-year career, he was voted the second baseman on the Dream Team for the Giants' first 25 years by San Francisco fans in 1982.

THE NETWORKS

GIANTS TELEVISION NETWORK

As of February 10, 1989

| | | |
|--------------|------------|-----------------------|
| KTVU* | Channel 2 | San Francisco-Oakland |
| KAME | Channel 21 | Reno |
| KMPH | Channel 26 | Fresno-Visalia |
| KMST | Channel 46 | Monterey |
| KRBK | Channel 31 | Sacramento |

GIANTS RADIO NETWORK

As of February 10, 1989

| | | | | | |
|--------------|--------|----------------|-------------|--------|-----------------|
| KNBR* | 680AM | San Francisco | KHVV | 990AM | Honolulu |
| KLOK* | 1107AM | San Jose | | | (Weekends only) |
| | | (Spanish) | | | |
| KATA | 1340AM | Eureka-Arcata | KIQS | 1560AM | Willows |
| KFYI | 1270AM | Tulare-Visalia | KNZS | 1540AM | Monterey |
| KDAC | 1230AM | Fort Bragg | KPLY | 1270AM | Reno-Sparks |
| KFIV | 1360AM | Modesto | KRDG | 1330AM | Redding |
| | | | KTGE | 1570AM | Salinas |
| | | | | | (Spanish) |
| | | | KYNO | 1300AM | Fresno |

*—Flagship stations

**BASEBALL WRITERS ASSOCIATION
OF AMERICA**
SAN FRANCISCO-OAKLAND CHAPTER
1989

Chairman — Ray Ratto
Vice Chairman — Susan Fornoff
Secretary-Treasurer — Nick Peters

Associated Press: Dave Carpenter, Eric Prewitt, Steve Wilstein

Contra Costa Times: Chuck Dybdal, Mike Lefkow

Gannett News Service: Steve Sneddon

Hayward Review: John Hickey, **Barry Locke**, Carl Steward

Marin Independent Journal: Dave Albee, Mike Marino, **John Shea**

Oakland Tribune: Dave Newhouse, **Henry Schulman**, Kit Stier, Bob Valli

Peninsula Times-Tribune: Leonard Koppett, Rick LaPlante

Sacramento Bee: Susan Fornoff, Tom Jackson, Dan McGrath, **Nick Peters**,
Scott Price

San Francisco Chronicle: David Bush, Lowell Cohn, John Curley,
Glenn Dickey, Bruce Jenkins, C. W. Nevius, **Ray Ratto**, Art Rosenbaum,
Ron Thomas

San Francisco Examiner: Edvins Beitiks, Frank Blackman, Harry Jupiter,
Joan Ryan, Glenn Schwarz, Art Spander, **Casey Tefertiller**

San Jose Mercury-News: Ron Bergman, Kim Boatman, **Tim Cowlshaw**,
Bud Geracie, Dan Hruby, Mark Purdy, John Rawlings

San Mateo Times: Dick Draper

Santa Rosa Press-Democrat: Bob Padecky, Rick Rupprecht, Larry Stone

United Press International: Bill Murray

Lifetime Members: Scott Baillie, Louis Duino, Pat Frizzell, Lowell Hickey,
John Hillyer, Jack McDonald, Jim McGee, Dick O'Connor,
Murray Olderman, Joe Sargis, Bob Stevens, Bucky Walter, Roger Williams

Boldface indicates traveling beat writers

HELPFUL SERVICES
TRANSPORTATION

AIRLINES:

American (415) 398-4434
Delta (415) 552-5700
Pan Am (800) 221-1111
US Air (415) 956-8636
TWA (415) 864-5731
United (415) 397-2100

TAXI COMPANIES:

DeSoto (415) 673-1414
Veterans (415) 552-1300
Yellow (415) 626-2345

AUTOMOBILE RENTALS:

Avis (415) 885-5011
Budget (415) 877-4477
Hertz (415) 771-2200
National (415) 474-5300

MUNI RAILWAY BUS SYSTEM:

(415) 673-6864

CAL TRANS:


(415) 557-8661

NEWS SERVICES

Associated Press (415) 621-7432
United Press International (415) 552-5900
Western Union (415) 433-5520

COMPUTER REPAIR

Texas Instruments (415) 781-9470
Ask for Services Group



SAN FRANCISCO-OAKLAND BAY AREA ELECTRONIC SPORTS MEDIA

RADIO:

KCBS (740 AM, CBS): Hal Ramey, Mike Woodley

KGO (810 AM, ABC): Joe Starkey, Rich Walcoff

KIQI (1010 AM, Spanish): Carlos Rivera

KLOK (1170 AM, Spanish): Luis Amador-Bustos, Gustavo Medrano,
Ramon Luis Zayas

KNBR (680 AM, NBC): Ralph Barbieri, Dave Newhouse, Joe Vetrano (Producer)

KSFO (560 AM): Ron Barr, Ken Pries

TELEVISION:

KCRA—Channel 3, Sacramento (NBC): John Gibson, Walt Gray,
Creighton Sanders, Kevin Morrell (Producer)

KDTV—Channel 14, San Francisco (Ind.): Tony Lopez

KGO—Channel 7, San Francisco (ABC): Mike Barry, Marc Gibson,
Dan Lovett, Eric Christensen (Producer)

KNTV—Channel 11, San Jose (ABC): Rick Chavez, Bob Stepanich

KPIX—Channel 5, San Francisco (CBS): Wayne Walker, Joe Fonzi, Steve Kroner,
Art Dlugach (Producer)

KRON—Channel 4, San Francisco (NBC): Gary Radnich,
Pete Liebgood, Dennis O'Donnell (Producer)

KTVU—Channel 2, Oakland (Independent): Steve Physioc, Mark Ibanez,
Pete Lupetti (Producer)

March

| SUN | MON | TUE | WED | THU | FRI | SAT |
|-----|-----|-----|-----|-----|---------------|-----|
| 26 | 27 | 28 | 29 | 30 | 31 (N) OAK | |

April

| SUN | MON | TUE | WED | THU | FRI | SAT |
|-----------------|----------------|------------------|------------------|---------------|-----------------|-----------------|
| | | | | | 1 (D) OAK | |
| 2 1:05 OAK | 3 TV (N) SD | 4 TV (N) SD | 5 (D) SD | 6 | 7 TV (N) CIN | 8 (D) CIN |
| 9 TV (D) CIN | 10 *7:35 LA | 11 *7:35 LA | 12 *7:35 LA | 13 | 14 7:35 ATL | 15 1:05 ATL |
| 16 12:05 ATL | 17 *7:05 SD | 18 *7:35 SD | 19 1:05 SD | 20 | 21 TV (N) LA | 22 TV (N) LA |
| 23 (D) LA | 24 | 25 TV (N) STL | 26 TV (N) STL | 27 (D) STL | 28 (N) PIT | 29 (D) PIT |

May

| SUN | MON | TUE | WED | THU | FRI | SAT |
|------------------|------------------|------------------|------------------|----------------|------------------|----------------|
| | 1 * 7:05 CHI | 2 TV 7:35 CHI | 3 * 7:35 PIT | 4 1:05 PIT | 5 * 7:35 STL | 6 1:05 STL |
| 7 1:05 STL | 8 | 9 (D) CHI | 10 TV (N) CHI | 11 | 12 (N) MON | 13 (D) MON |
| 14 TV (D) MON | 15 TV (N) PHI | 16 (N) PHI | 17 (N) PHI | 18 | 19 TV (N) NY | 20 (D) NY |
| 21 TV (D) NY | 22 | 23 * 7:35 MON | 24 * 7:35 MON | 25 1:05 MON | 26 * 7:35 PHI | 27 1:05 PHI |
| 28 1:05 PHI | 29 1:05 NY | 30 * 7:35 NY | 31 * 7:35 NY | | | |

June

| SUN | MON | TUE | WED | THU | FRI | SAT |
|-----------------|------------------|------------------|----------------|------------------|------------------|------------------|
| | | | | 1 | 2 (N) ATL | 3 (N) ATL |
| 4 TV (D) ATL | 5 TV (N) CIN | 6 TV (N) CIN | 7 (N) CIN | 8 (D) CIN | 9 * 7:35 SD | 10 1:05 SD |
| 11 1:05 SD | 12 | 13 7:35 ATL | 14 1:05 ATL | 15 1:05 ATL | 16 * 7:35 CIN | 17 * 1:05 CIN |
| 18 1:05 CIN | 19 * 7:05 HOU | 20 * 7:35 HOU | 21 1:05 HOU | 22 | 23 TV (N) SD | 24 TV (N) SD |
| 25 TV (D) SD | 26 TV (N) HOU | 27 TV (N) HOU | 28 (D) HOU | 29 * 7:35 CHI | 30 * 7:35 CHI | |

July

| SUN | MON | TUE | WED | THU | FRI | SAT |
|-----------------|------------------|--------------------------|-----------------|------------------|------------------|-----------------|
| | | | | | | 1 1:05 CHI |
| 2 1:05 CHI | 3 | 4 TV (N) PIT | 5 TV (N) PIT | 6 (N) PIT | 7 (N) STL | 8 TV (N) STL |
| 9 TV (D) STL | 10 | 11 ALL-GAMES ON TV | 12 | 13 * 7:35 PIT | 14 * 7:35 PIT | 15 1:05 PIT |
| 16 1:05 PIT | 17 * 7:05 STL | 18 * 7:35 STL | 19 1:05 STL | 20 (N) CHI | 21 (D) CHI | 22 (D) CHI |
| 23 (D) CHI | 24 (N) HOU | 25 (N) ATL | 26 (N) ATL | 27 (N) ATL | 28 TV (N) HOU | 29 (N) HOU |

August

| SUN | MON | TUE | WED | THU | FRI | SAT |
|------------------|------------------|------------------|----------------|------------------|------------------|------------------|
| | | 1 (N) LA | 2 TV (N) LA | 3 TV (N) LA | 4 * 7:35 HOU | 5 1:05 HOU |
| 6 1:05 HOU | 7 * 7:05 CIN | 8 * 7:35 CIN | 9 1:05 CIN | 10 1:05 CIN | 11 * 7:35 LA | 12 1:05 LA |
| 13 * 1:35 LA | 14 | 15 (N) MON | 16 (N) MON | 17 TV (N) MON | 18 TV (N) PHI | 19 TV (N) PHI |
| 20 TV (D) PHI | 21 TV (N) NY | 22 TV (N) NY | 23 (D) NY | 24 | 25 * 7:35 MON | 26 1:05 MON |
| 27 1:05 MON | 28 * 7:05 PHI | 29 * 7:35 PHI | 30 1:05 PHI | 31 | | |

September

| SUN | MON | TUE | WED | THU | FRI | SAT |
|------------------|-----------------|-------------------|------------------|-----------------|------------------|-----------------|
| | | | | | 1 * 7:35 NY | 2 * 1:05 NY |
| 3 1:05 NY | 4 TV (N) CIN | 5 TV (N) CIN | 6 (N) ATL | 7 (N) ATL | 8 TV (N) HOU | 9 TV (N) HOU |
| 10 TV (D) HOU | 11 7:05 ATL | 12 TV 7:35 ATL | 13 * 7:35 CIN | 14 1:05 CIN | 15 * 7:35 SD | 16 1:05 SD |
| 17 * 1:05 SD | 18 | 19 * 7:35 LA | 20 * 7:35 LA | 21 * 7:35 LA | 22 * 7:35 HOU | 23 1:05 HOU |
| 24 * 1:05 HOU | 25 TV (N) LA | 26 TV (N) LA | 27 TV (N) LA | 28 | 29 (N) SD | 30 (N) SD |

October

| SUN | MON | TUE | WED | THU | FRI | SAT |
|----------------|-----|-----|-----|-----|-----|-----|
| 1 TV (D) SD | 2 | 3 | 4 | 5 | 6 | 7 |

*-Giants/Vision games TV-Televised games
 * -Times subject to change due to network television.
 ■ Home Games □ Away Games
 ▲ - Family Nights-All reserved & pavilion seats half-price.
 † - August 13, Equitable Old-Timers' Game, 12:00 noon.

1989 GIANTS SCHEDULE

FOLLOW THE GIANTS ON
 KNBR-68, KIGI-1010 AM (Spanish),
 KTVU CHANNEL 2 AND GIANTSVISION

HOW TO BUY TICKETS

Tickets for all 82 home games during the San Francisco Giants 1989 Season can be purchased at any of the following locations:

Candlestick Park

Giants Ticket Office, San Francisco, CA 94124 (415) 467-8000
 Open: Mon-Fri, 9am-5pm

Giants Dugout Stores

170 Grant Avenue, San Francisco, CA 94108
 Open: Mon-Sat, 9:30am-6pm Sun, 10am-5pm

Serramonte Center, Daly City, CA 94105 (Kiosk near center court)
 Mon-Sat, 10am-9pm Sun, 11am-6pm

Valley Fair Mall, (Near Stevens Creek & Winchester) Santa Clara, CA 95050
 Open: Mon-Fri, 10am-9:30pm Sat, 10am-9pm Sun, 11am-6pm

Stanford Shopping Mall, (El Camino Real, north of University Ave.)
 Palo Alto, CA 94304
 Open: Mon-Fri, 10am-9:30pm Sat, 10am-9pm Sun, 11am-6pm

Ticketron Outlets BASS/Ticketmaster


To Order By Phone

Teletron Charge-By-Phone (415) 392-SHOW (408) 247-SHOW
 (209) 486-SHOW (916) 489-SHOW (707) 224-SHOW



ROBBY THOMPSON

1988 NL All-Star



JOSE URIBE

1988 Willie Mac Award Winner

WHAT QUENCHES THE ULTIMATE THIRST?



**GATORADE® IS THIRST AID
FOR THAT DEEP DOWN BODY THIRST.**

Gatorade® is
a proud sponsor of the
San Francisco Giants.

**GIANTS
FANS,
THIS BUD'S
FOR YOU.®**

